

**Notice of Regular Meeting  
Board of Trustees  
February 15, 2022**

A Regular Meeting of the Board of Trustees will be held on February 15, 2022, beginning at 6:00 PM, in the Administration Building, 400 East Loop 340, Waco, TX 76705.

The subjects to be discussed or considered or upon which any formal action may be taken are listed below. Items do not have to be taken in the same order as shown on this meeting notice. For more information about public comment, see Policy BED. Unless removed from the consent agenda, items identified within the consent agenda will be acted on at one time.

- I. Roll Call, Establishment of Quorum, and Call to Order -- Board President
- II. Opening Ceremony -- Board President
- III. Consider Listing of Agenda Items -- Board President
- IV. Recognition Items -- Board President and Dr. Sharon M. Shields
  - A. LVHS Volleyball Team and Individual Honors - Advanced to UIL Class 4A Division 3 Bi-District Playoffs -- Board President and Dr. Sharon M. Shields
  - B. LVHS Football Team and Individual Honors - Class 4A Division 1 Area Champions -- Board President and Dr. Sharon M. Shields
  - C. Don Hyde, Assistant Athletic Director and Head Football Coach - National Federation of State High School Associations Sectional Football Coach of the Year -- Board President and Dr. Sharon M. Shields
- V. Public Hearing on the La Vega ISD Texas Academic Performance Report (TAPR) 2020-2021 -- Dr. Charla Rudd
- VI. Public Participation -- Board President
- VII. Special Reports -- Board President
  - A. Superintendent's Report -- Dr. Sharon M. Shields
    - 1. Student Enrollment Update -- Dr. Sharon M. Shields
    - 2. Calendar of Events -- Dr. Sharon M. Shields
  - B. House Bill 3 (HB3) Literacy, Math, and College, Career, and Military Readiness (CCMR) Quarterly Progress Report -- Dr. Charla Rudd
- VIII. Consider Consent Agenda Items -- Board President
  - A. Minutes for Meetings Held -- Ms. Lori Mynarcik
  - B. Monthly Tax Collection Recap and Report -- Mr. James Garrett
  - C. Quarterly Investment Report -- Mr. James Garrett
  - D. Tax Resale Deeds for District Properties -- Mr. James Garrett
  - E. Personnel Items -- Mr. Todd Gooden
- IX. Action and Discussion Items -- Board President
  - A. Consider and Possible Action to Approve a Resolution Authorizing Employee Compensation During School Closures Due to Winter Storm -- Dr. Sharon M. Shields
  - B. Consider Monthly Budget Analysis Report -- Mr. James Garrett
  - C. Consider Teacher and Professional Employee Contract Recommendations -- Mr. Todd Gooden
  - D. Consider Administrator Contract Recommendations -- Mr. Todd Gooden
- X. Closed Meeting -- Board President

## XI. Adjournment -- Board President

If, during the course of the meeting, discussion of any item on the agenda should be held in a closed meeting, the board will conduct a closed meeting in accordance with the Texas Open Meetings Act, Texas Government Code, Chapter 551, Subchapters D and E or Texas Government Code section 418.183(f). Before any closed meeting is convened, the presiding officer will publicly identify the section or sections of the Act authorizing the closed meeting. All final votes, actions, or decisions will be taken in open meeting. [See TASB Policy BEC(LEGAL)]

---

For the Board of Trustees

**ROLL CALL, ESTABLISHMENT OF QUORUM, AND CALL TO ORDER**

The meeting was called to order at \_\_\_\_\_ m.

Board of Trustees Members Present:

\_\_\_\_\_

Board of Trustees Members Absent:

\_\_\_\_\_

School Personnel Present:

\_\_\_\_\_

\_\_\_\_\_

\_\_\_\_\_

\_\_\_\_\_

Others Present:

\_\_\_\_\_

\_\_\_\_\_

\_\_\_\_\_

**BOARD PRESIDENT:**

**THE OPENING CEREMONY CONSISTING OF THE PLEDGE OF ALLEGIANCE  
TO THE AMERICAN FLAG AND TO THE TEXAS FLAG WILL BE PROVIDED BY:**

---

(NAME, TITLE, POSITION, LVISD CAMPUS/DEPT.)



**PLEDGE TO UNITED STATES FLAG. I pledge allegiance to the Flag of the United States of America, and to the Republic for which it stands, one nation under God, indivisible, with liberty and justice for all.**



**PLEDGE TO TEXAS FLAG: "Honor the Texas flag; I pledge allegiance to thee, Texas, one state under God, one and indivisible."**

**APPROVE LISTING OF AGENDA ITEMS**

Presented for:

Board action ☒ Report/Review Only ☐

Supporting documents:

None ☒ Attached ☐ Provided Later ☐

Contact Person:

Dr. Sharon M. Shields and Board President

Background Information:

Board Members are asked to review the listing of agenda items.

Fiscal Implication:

N/A

Administrative Recommendation:

N/A

Motion:

---

Second:

---

For:

---

Against

---

Abstain:

---

---

---

---

---

---

---

---

---

---

---

---

---

---

---

## RECOGNITION ITEMS

- A. LVHS Volleyball Team and Individual Honors – Advanced to UIL Class 4A Division 3 Bi-District**  
**B. LVHS Football Team and Individual Honors – Class 4A Division 1 Area Champions**  
**C. Don Hyde, Assistant Athletic Director and Head Football Coach – National Federation of State High School Associations Sectional Football Coach of the Year**

Presented for:

Board action ☒ Report/Review Only ☐ Consent Agenda Item ☐

Supporting documents:

None ☒ Attached ☐ Provided Later ☐

Contact Person:

Board President

Background Information:

This portion of the board meeting is reserved to recognize students, staff, and Board Members for exemplary accomplishments beyond the District Level.

Fiscal Implication:

N/A

Administrative Recommendation:

N/A

[illegible]

**Public Hearing on the La Vega ISD Texas Academic Performance Report (TAPR) 2020-2021**

Presented for:

Board action ☐ Report/Review Only ☒

Supporting documents:

None ☐ Attached ☒ Provided Later ☐

Contact Person:

Dr. Charla Rudd

Background Information:

The **Texas Academic Performance Reports (TAPR)** pull together a wide range of information on the performance of students in each school and district in Texas every year. Performance is shown disaggregated by student groups, including ethnicity and socioeconomic status. The reports also provide extensive information on school and district staff, programs, and student demographics.

Fiscal Implication:

N/A

Administrative Recommendation:

Conduct a public hearing on the La Vega ISD Texas Academic Performance Report (TAPR) 2020-2021.

Motion:

---

Second:

---

For:

---

Against:

---

Abstain:

---

---

---

---

---

---

---

---

---

---

---

---

---

---

# **2020-21 Texas Academic Performance Report (TAPR)**

**District Name: LA VEGA ISD**

**District Number: 161906**

**2021 Accountability Rating: Not Rated: Declared State of Disaster**

***2021 Special Education Determination Status:***

***Meets Requirements***



**This page is intentionally blank.**

Texas Education Agency  
**2020-21 STAAR Performance (TAPR)**  
**LA VEGA ISD (161906) - MCLENNAN COUNTY**

Due to the cancellation of spring 2020 STAAR, 2021 and 2019 STAAR data are shown.

	School Year	State	Region 12	District	African American	Hispanic	White	American Indian	Asian	Pacific Islander	Two or More Races	Special Ed (Current)	Special Ed (Former)	Continuously Enrolled	Non-Continuously Enrolled	Econ Disadv	EB/EL (Current & Monitored)
<b>STAAR Performance Rates by Tested Grade, Subject, and Performance Level</b>																	
<b>Grade 3 Reading</b>																	
At Approaches Grade Level or Above	2021	67%	67%	<b>64%</b>	60%	62%	79%	-	-	-	100%	53%	80%	67%	50%	62%	52%
	2019	76%	74%	<b>86%</b>	78%	91%	83%	-	-	-	100%	41%	*	88%	79%	86%	91%
At Meets Grade Level or Above	2021	39%	36%	<b>30%</b>	19%	30%	57%	-	-	-	40%	32%	20%	30%	26%	29%	26%
	2019	45%	41%	<b>46%</b>	44%	50%	35%	-	-	-	40%	12%	*	46%	46%	48%	52%
At Masters Grade Level	2021	19%	17%	<b>9%</b>	4%	11%	7%	-	-	-	0%	0%	20%	10%	3%	8%	6%
	2019	27%	24%	<b>25%</b>	22%	26%	22%	-	-	-	20%	12%	*	26%	21%	25%	25%
<b>Grade 3 Mathematics</b>																	
At Approaches Grade Level or Above	2021	62%	62%	<b>51%</b>	43%	54%	43%	-	-	-	60%	37%	80%	54%	34%	50%	50%
	2019	79%	77%	<b>79%</b>	76%	82%	70%	-	-	-	100%	47%	*	81%	74%	80%	88%
At Meets Grade Level or Above	2021	31%	29%	<b>14%</b>	6%	15%	29%	-	-	-	20%	16%	40%	15%	11%	13%	11%
	2019	49%	46%	<b>42%</b>	28%	51%	39%	-	-	-	0%	18%	*	45%	31%	42%	63%
At Masters Grade Level	2021	14%	13%	<b>5%</b>	2%	5%	7%	-	-	-	20%	0%	0%	5%	5%	5%	5%
	2019	25%	22%	<b>17%</b>	11%	20%	22%	-	-	-	0%	6%	*	18%	15%	16%	25%
<b>Grade 4 Reading</b>																	
At Approaches Grade Level or Above	2021	63%	61%	<b>63%</b>	45%	68%	70%	-	*	-	33%	24%	83%	63%	64%	63%	68%
	2019	75%	70%	<b>71%</b>	63%	71%	79%	*	-	-	80%	24%	83%	74%	64%	69%	67%
At Meets Grade Level or Above	2021	36%	34%	<b>33%</b>	23%	36%	35%	-	*	-	17%	18%	33%	33%	32%	31%	42%
	2019	44%	38%	<b>35%</b>	20%	39%	38%	*	-	-	60%	14%	33%	35%	36%	35%	35%
At Masters Grade Level	2021	17%	16%	<b>11%</b>	3%	14%	5%	-	*	-	0%	0%	33%	10%	16%	10%	16%
	2019	22%	18%	<b>14%</b>	8%	16%	18%	*	-	-	20%	5%	17%	15%	12%	14%	13%
<b>Grade 4 Mathematics</b>																	
At Approaches Grade Level or Above	2021	59%	59%	<b>56%</b>	35%	65%	55%	-	*	-	0%	24%	50%	60%	45%	55%	72%
	2019	75%	71%	<b>85%</b>	80%	87%	87%	*	-	-	60%	38%	83%	88%	76%	84%	87%
At Meets Grade Level or Above	2021	36%	35%	<b>28%</b>	13%	34%	20%	-	*	-	0%	18%	33%	27%	30%	26%	40%
	2019	48%	43%	<b>57%</b>	53%	56%	64%	*	-	-	60%	24%	50%	59%	51%	55%	58%
At Masters Grade Level	2021	21%	20%	<b>15%</b>	3%	21%	5%	-	*	-	0%	0%	33%	15%	16%	14%	34%
	2019	28%	24%	<b>31%</b>	20%	35%	33%	*	-	-	40%	10%	50%	30%	32%	30%	29%
<b>Grade 4 Writing</b>																	

Texas Education Agency  
**2020-21 STAAR Performance (TAPR)**  
**LA VEGA ISD (161906) - MCLENNAN COUNTY**

Due to the cancellation of spring 2020 STAAR, 2021 and 2019 STAAR data are shown.

	School Year	State	Region 12	District	African American	Hispanic	White	American Indian	Asian	Pacific Islander	Two or More Races	Special Ed (Current)	Special Ed (Former)	Continuously Enrolled	Non-Continuously Enrolled	Econ Disadv	EB/EL (Current & Monitored)
At Approaches Grade Level or Above	2021	53%	51%	<b>50%</b>	45%	55%	40%	-	*	-	0%	18%	50%	52%	43%	48%	62%
	2019	67%	60%	<b>60%</b>	54%	61%	62%	*	-	-	60%	19%	67%	61%	57%	58%	64%
At Meets Grade Level or Above	2021	27%	24%	<b>14%</b>	13%	16%	0%	-	*	-	0%	18%	0%	12%	18%	13%	22%
	2019	35%	28%	<b>23%</b>	22%	22%	28%	*	-	-	20%	19%	33%	22%	23%	23%	24%
At Masters Grade Level	2021	8%	6%	<b>2%</b>	3%	2%	0%	-	*	-	0%	0%	0%	0%	9%	1%	2%
	2019	11%	7%	<b>5%</b>	4%	6%	5%	*	-	-	0%	5%	0%	4%	7%	5%	5%
<b>Grade 5 Reading+</b>																	
At Approaches Grade Level or Above	2021	73%	73%	<b>75%</b>	74%	77%	65%	-	-	-	*	32%	60%	76%	72%	75%	83%
	2019	86%	86%	<b>85%</b>	85%	86%	83%	-	-	-	*	56%	*	88%	80%	84%	85%
At Meets Grade Level or Above	2021	46%	44%	<b>37%</b>	25%	42%	43%	-	-	-	*	5%	40%	38%	33%	35%	44%
	2019	54%	50%	<b>43%</b>	30%	44%	53%	-	-	-	*	32%	*	45%	38%	41%	47%
At Masters Grade Level	2021	30%	28%	<b>20%</b>	17%	21%	26%	-	-	-	*	5%	20%	22%	17%	19%	22%
	2019	29%	25%	<b>17%</b>	9%	20%	20%	-	-	-	*	8%	*	21%	8%	17%	16%
<b>Grade 5 Mathematics+</b>																	
At Approaches Grade Level or Above	2021	70%	73%	<b>72%</b>	56%	79%	70%	-	-	-	*	39%	40%	76%	59%	70%	86%
	2019	90%	89%	<b>92%</b>	91%	93%	88%	-	-	-	*	60%	*	94%	87%	91%	93%
At Meets Grade Level or Above	2021	44%	45%	<b>41%</b>	29%	46%	48%	-	-	-	*	22%	40%	44%	31%	40%	49%
	2019	58%	53%	<b>52%</b>	49%	56%	43%	-	-	-	*	36%	*	52%	51%	50%	53%
At Masters Grade Level	2021	25%	24%	<b>20%</b>	17%	20%	30%	-	-	-	*	6%	0%	20%	20%	20%	20%
	2019	36%	32%	<b>28%</b>	23%	33%	23%	-	-	-	*	24%	*	30%	25%	27%	33%
<b>Grade 5 Science</b>																	
At Approaches Grade Level or Above	2021	62%	63%	<b>43%</b>	28%	48%	57%	-	-	-	*	32%	40%	43%	43%	40%	51%
	2019	75%	71%	<b>66%</b>	47%	72%	69%	-	-	-	*	44%	*	70%	55%	63%	76%
At Meets Grade Level or Above	2021	31%	30%	<b>15%</b>	9%	16%	22%	-	-	-	*	0%	0%	15%	15%	13%	15%
	2019	49%	44%	<b>32%</b>	19%	32%	46%	-	-	-	*	28%	*	32%	32%	31%	33%
At Masters Grade Level	2021	13%	12%	<b>5%</b>	6%	5%	4%	-	-	-	*	0%	0%	5%	4%	4%	5%
	2019	24%	21%	<b>14%</b>	11%	14%	21%	-	-	-	*	20%	*	15%	13%	13%	7%
<b>Grade 6 Reading</b>																	
At Approaches Grade Level or Above	2021	62%	62%	<b>53%</b>	35%	59%	62%	*	-	-	40%	9%	*	57%	43%	51%	55%
	2019	68%	66%	<b>57%</b>	53%	61%	50%	-	-	-	*	36%	-	62%	45%	54%	61%

Texas Education Agency  
**2020-21 STAAR Performance (TAPR)**  
**LA VEGA ISD (161906) - MCLENNAN COUNTY**

Due to the cancellation of spring 2020 STAAR, 2021 and 2019 STAAR data are shown.

	School Year	State	Region 12	District	African American	Hispanic	White	American Indian	Asian	Pacific Islander	Two or More Races	Special Ed (Current)	Special Ed (Former)	Continuously Enrolled	Non-Continuously Enrolled	Econ Disadv	EB/EL (Current & Monitored)
At Meets Grade Level or Above	2021	32%	30%	<b>19%</b>	13%	20%	28%	*	-	-	0%	5%	*	22%	11%	16%	22%
	2019	37%	33%	<b>22%</b>	20%	24%	20%	-	-	-	*	27%	-	25%	15%	20%	25%
At Masters Grade Level	2021	15%	13%	<b>7%</b>	0%	9%	10%	*	-	-	0%	0%	*	9%	2%	6%	12%
	2019	18%	15%	<b>6%</b>	3%	8%	7%	-	-	-	*	0%	-	7%	6%	6%	7%
<b>Grade 6 Mathematics</b>																	
At Approaches Grade Level or Above	2021	68%	70%	<b>68%</b>	57%	71%	76%	*	-	-	60%	18%	*	73%	56%	66%	63%
	2019	81%	81%	<b>72%</b>	70%	77%	57%	-	-	-	*	36%	-	75%	63%	70%	83%
At Meets Grade Level or Above	2021	36%	37%	<b>26%</b>	20%	29%	31%	*	-	-	0%	5%	*	27%	22%	25%	25%
	2019	47%	45%	<b>32%</b>	29%	36%	23%	-	-	-	*	27%	-	37%	23%	29%	37%
At Masters Grade Level	2021	15%	15%	<b>10%</b>	9%	10%	10%	*	-	-	0%	0%	*	11%	6%	9%	12%
	2019	21%	18%	<b>11%</b>	9%	14%	7%	-	-	-	*	0%	-	14%	6%	10%	13%
<b>Grade 7 Reading</b>																	
At Approaches Grade Level or Above	2021	69%	69%	<b>62%</b>	57%	63%	64%	-	-	-	*	36%	*	65%	50%	59%	70%
	2019	76%	74%	<b>68%</b>	60%	70%	71%	-	*	-	*	35%	*	75%	50%	67%	73%
At Meets Grade Level or Above	2021	45%	43%	<b>28%</b>	20%	29%	39%	-	-	-	*	32%	*	31%	19%	27%	38%
	2019	49%	45%	<b>38%</b>	27%	40%	49%	-	*	-	*	15%	*	45%	20%	37%	36%
At Masters Grade Level	2021	25%	24%	<b>13%</b>	11%	15%	12%	-	-	-	*	0%	*	14%	10%	13%	18%
	2019	29%	25%	<b>18%</b>	17%	15%	29%	-	*	-	*	5%	*	23%	6%	17%	14%
<b>Grade 7 Mathematics</b>																	
At Approaches Grade Level or Above	2021	55%	57%	<b>44%</b>	30%	46%	55%	-	-	-	*	33%	*	48%	26%	42%	48%
	2019	75%	74%	<b>63%</b>	50%	64%	71%	-	*	-	*	20%	*	68%	48%	63%	69%
At Meets Grade Level or Above	2021	27%	26%	<b>15%</b>	11%	15%	18%	-	-	-	*	29%	*	17%	7%	13%	18%
	2019	43%	41%	<b>25%</b>	12%	25%	37%	-	*	-	*	15%	*	30%	12%	25%	27%
At Masters Grade Level	2021	12%	10%	<b>4%</b>	2%	5%	6%	-	-	-	*	10%	*	5%	2%	4%	3%
	2019	17%	16%	<b>7%</b>	3%	10%	3%	-	*	-	*	5%	*	8%	5%	6%	7%
<b>Grade 7 Writing</b>																	
At Approaches Grade Level or Above	2021	63%	63%	<b>51%</b>	54%	48%	58%	-	-	-	*	32%	*	57%	29%	50%	49%
	2019	70%	67%	<b>65%</b>	68%	61%	72%	-	*	-	*	30%	*	68%	57%	65%	60%
At Meets Grade Level or Above	2021	33%	30%	<b>23%</b>	26%	21%	24%	-	-	-	*	27%	*	25%	15%	22%	25%
	2019	42%	36%	<b>32%</b>	26%	31%	42%	-	*	-	*	15%	*	39%	13%	31%	28%

Texas Education Agency  
**2020-21 STAAR Performance (TAPR)**  
**LA VEGA ISD (161906) - MCLENNAN COUNTY**

Due to the cancellation of spring 2020 STAAR, 2021 and 2019 STAAR data are shown.

	School Year	State	Region 12	District	African American	Hispanic	White	American Indian	Asian	Pacific Islander	Two or More Races	Special Ed (Current)	Special Ed (Former)	Continuously Enrolled	Non-Continuously Enrolled	Econ Disadv	EB/EL (Current & Monitored)
At Masters Grade Level	2021	10%	7%	5%	0%	6%	9%	-	-	-	*	5%	*	6%	2%	4%	3%
	2019	18%	13%	13%	8%	15%	17%	-	*	-	*	10%	*	16%	6%	13%	15%
<b>Grade 8 Reading+</b>																	
At Approaches Grade Level or Above	2021	73%	73%	71%	63%	78%	63%	-	-	-	*	69%	-	73%	65%	71%	77%
	2019	86%	85%	83%	72%	89%	71%	-	-	-	100%	35%	*	89%	69%	83%	86%
At Meets Grade Level or Above	2021	46%	45%	41%	35%	43%	42%	-	-	-	*	31%	-	42%	37%	38%	41%
	2019	55%	52%	45%	33%	51%	43%	-	-	-	38%	15%	*	51%	31%	44%	48%
At Masters Grade Level	2021	21%	20%	16%	11%	16%	25%	-	-	-	*	0%	-	16%	14%	16%	17%
	2019	28%	25%	21%	13%	23%	24%	-	-	-	25%	10%	*	23%	15%	20%	20%
<b>Grade 8 Mathematics+</b>																	
At Approaches Grade Level or Above	2021	62%	65%	57%	45%	64%	54%	-	-	-	*	38%	-	61%	44%	56%	70%
	2019	88%	86%	86%	77%	90%	81%	-	-	-	88%	40%	*	86%	87%	85%	89%
At Meets Grade Level or Above	2021	36%	39%	26%	20%	29%	25%	-	-	-	*	23%	-	28%	16%	26%	29%
	2019	57%	52%	51%	42%	56%	43%	-	-	-	50%	15%	*	55%	42%	50%	58%
At Masters Grade Level	2021	11%	10%	6%	3%	9%	0%	-	-	-	*	23%	-	7%	2%	5%	7%
	2019	17%	12%	14%	10%	16%	10%	-	-	-	13%	5%	*	14%	12%	13%	16%
<b>Grade 8 Science</b>																	
At Approaches Grade Level or Above	2021	68%	70%	56%	42%	62%	58%	-	-	-	*	54%	-	57%	49%	53%	66%
	2019	81%	79%	65%	58%	69%	57%	-	-	-	75%	15%	*	69%	55%	64%	70%
At Meets Grade Level or Above	2021	43%	44%	27%	19%	29%	38%	-	-	-	*	23%	-	28%	21%	27%	30%
	2019	51%	45%	32%	29%	33%	24%	-	-	-	63%	15%	*	33%	29%	31%	33%
At Masters Grade Level	2021	24%	22%	10%	3%	13%	17%	-	-	-	*	8%	-	12%	5%	10%	14%
	2019	25%	20%	9%	10%	10%	5%	-	-	-	0%	15%	*	11%	5%	9%	10%
<b>Grade 8 Social Studies</b>																	
At Approaches Grade Level or Above	2021	57%	58%	34%	30%	35%	38%	-	-	-	*	38%	-	36%	24%	34%	34%
	2019	69%	64%	53%	53%	55%	38%	-	-	-	75%	15%	*	56%	46%	52%	54%
At Meets Grade Level or Above	2021	28%	27%	11%	6%	15%	4%	-	-	-	*	23%	-	12%	7%	11%	16%
	2019	37%	30%	21%	17%	23%	10%	-	-	-	25%	15%	*	24%	12%	19%	23%

Texas Education Agency  
**2020-21 STAAR Performance (TAPR)**  
**LA VEGA ISD (161906) - MCLENNAN COUNTY**

Due to the cancellation of spring 2020 STAAR, 2021 and 2019 STAAR data are shown.

	School Year	State	Region 12	District	African American	Hispanic	White	American Indian	Asian	Pacific Islander	Two or More Races	Special Ed (Current)	Special Ed (Former)	Continuously Enrolled	Non-Continuously Enrolled	Econ Disadv	EB/EL (Current & Monitored)
At Masters Grade Level	2021	14%	12%	<b>3%</b>	3%	3%	0%	-	-	-	*	8%	-	3%	2%	3%	4%
	2019	21%	16%	<b>9%</b>	12%	7%	5%	-	-	-	25%	5%	*	9%	8%	9%	8%
<b>End of Course English I</b>																	
At Approaches Grade Level or Above	2021	67%	68%	<b>60%</b>	63%	58%	60%	-	*	-	80%	22%	*	61%	59%	59%	61%
	2019	68%	66%	<b>57%</b>	52%	57%	62%	-	-	-	75%	12%	45%	59%	52%	57%	49%
At Meets Grade Level or Above	2021	50%	50%	<b>36%</b>	30%	35%	45%	-	*	-	80%	9%	*	37%	32%	36%	33%
	2019	50%	48%	<b>32%</b>	28%	32%	40%	-	-	-	63%	12%	27%	34%	27%	32%	20%
At Masters Grade Level	2021	12%	10%	<b>5%</b>	5%	3%	5%	-	*	-	60%	0%	*	5%	2%	5%	1%
	2019	11%	8%	<b>3%</b>	3%	4%	2%	-	-	-	13%	6%	0%	3%	3%	4%	4%
<b>End of Course English II</b>																	
At Approaches Grade Level or Above	2021	71%	73%	<b>62%</b>	46%	68%	67%	-	-	-	80%	14%	*	65%	52%	63%	69%
	2019	68%	67%	<b>59%</b>	56%	59%	60%	-	-	-	63%	13%	50%	60%	55%	60%	54%
At Meets Grade Level or Above	2021	57%	58%	<b>46%</b>	34%	49%	50%	-	-	-	60%	7%	*	49%	32%	46%	49%
	2019	49%	47%	<b>39%</b>	35%	41%	42%	-	-	-	38%	13%	17%	40%	34%	40%	33%
At Masters Grade Level	2021	11%	9%	<b>3%</b>	1%	4%	0%	-	-	-	0%	7%	*	3%	2%	3%	1%
	2019	8%	6%	<b>4%</b>	1%	5%	8%	-	-	-	0%	6%	0%	5%	4%	4%	0%
<b>End of Course Algebra I</b>																	
At Approaches Grade Level or Above	2021	73%	73%	<b>58%</b>	52%	58%	62%	-	*	-	100%	35%	*	58%	57%	57%	59%
	2019	85%	80%	<b>62%</b>	60%	63%	61%	-	-	-	71%	24%	67%	64%	56%	62%	69%
At Meets Grade Level or Above	2021	41%	39%	<b>23%</b>	11%	24%	33%	-	*	-	80%	9%	*	24%	20%	22%	24%
	2019	61%	53%	<b>21%</b>	14%	24%	23%	-	-	-	29%	14%	17%	24%	14%	21%	21%
At Masters Grade Level	2021	23%	20%	<b>8%</b>	5%	8%	10%	-	*	-	20%	4%	*	9%	6%	8%	5%
	2019	37%	30%	<b>8%</b>	7%	8%	11%	-	-	-	14%	5%	17%	11%	3%	7%	10%
<b>End of Course Biology</b>																	
At Approaches Grade Level or Above	2021	82%	82%	<b>65%</b>	57%	66%	76%	-	*	-	75%	33%	*	65%	65%	65%	65%
	2019	88%	87%	<b>81%</b>	79%	82%	83%	-	-	-	83%	13%	67%	85%	74%	81%	80%
At Meets Grade Level or Above	2021	55%	54%	<b>31%</b>	26%	29%	47%	-	*	-	50%	13%	*	33%	22%	30%	22%
	2019	62%	58%	<b>41%</b>	38%	38%	55%	-	-	-	67%	13%	17%	44%	34%	40%	27%

Texas Education Agency  
**2020-21 STAAR Performance (TAPR)**  
**LA VEGA ISD (161906) - MCLENNAN COUNTY**

Due to the cancellation of spring 2020 STAAR, 2021 and 2019 STAAR data are shown.

	School Year	State	Region 12	District	African American	Hispanic	White	American Indian	Asian	Pacific Islander	Two or More Races	Special Ed (Current)	Special Ed (Former)	Continuously Enrolled	Non-Continuously Enrolled	Econ Disadv	EB/EL (Current & Monitored)
At Masters Grade Level	2021	22%	20%	8%	3%	8%	16%	-	*	-	25%	0%	*	9%	5%	8%	2%
	2019	25%	21%	7%	5%	6%	12%	-	-	-	17%	0%	0%	8%	5%	7%	6%
<b>End of Course U.S. History</b>																	
At Approaches Grade Level or Above	2021	88%	90%	82%	76%	84%	89%	-	-	-	80%	36%	*	83%	82%	82%	80%
	2019	93%	92%	80%	77%	81%	85%	*	-	-	60%	19%	*	81%	75%	79%	63%
At Meets Grade Level or Above	2021	69%	71%	44%	30%	47%	54%	-	-	-	60%	18%	*	43%	45%	41%	34%
	2019	73%	71%	51%	38%	55%	65%	*	-	-	40%	10%	*	54%	42%	51%	28%
At Masters Grade Level	2021	43%	42%	19%	9%	21%	32%	-	-	-	0%	9%	*	18%	24%	19%	9%
	2019	45%	42%	29%	17%	33%	35%	*	-	-	40%	5%	*	31%	23%	29%	13%
<b>SAT/ACT All Subjects</b>																	
At Approaches Grade Level or Above	2021	95%	93%	57%	54%	71%	-	-	-	-	*	-	-	58%	*	69%	-
At Meets Grade Level or Above	2021	69%	63%	33%	23%	57%	-	-	-	-	*	-	-	37%	*	38%	-
At Masters Grade Level	2021	14%	6%	0%	0%	0%	-	-	-	-	*	-	-	0%	*	0%	-
<b>All Grades All Subjects</b>																	
At Approaches Grade Level or Above	2021	67%	68%	59%	51%	62%	62%	*	100%	-	56%	32%	57%	61%	51%	58%	63%
	2019	78%	75%	70%	65%	73%	70%	80%	*	-	80%	32%	67%	73%	63%	70%	72%
At Meets Grade Level or Above	2021	41%	40%	28%	21%	30%	34%	*	67%	-	27%	17%	24%	30%	23%	27%	30%
	2019	50%	45%	36%	29%	38%	40%	30%	*	-	45%	19%	27%	39%	29%	36%	35%
At Masters Grade Level	2021	18%	17%	9%	6%	10%	11%	*	67%	-	8%	3%	10%	10%	8%	9%	9%
	2019	24%	20%	13%	9%	15%	15%	10%	*	-	15%	8%	9%	15%	10%	13%	13%
<b>All Grades ELA/Reading</b>																	
At Approaches Grade Level or Above	2021	68%	68%	64%	56%	66%	65%	*	*	-	68%	31%	67%	66%	57%	63%	67%
	2019	75%	73%	69%	62%	71%	69%	*	*	-	83%	33%	67%	72%	60%	68%	68%
At Meets Grade Level or Above	2021	45%	43%	34%	26%	36%	42%	*	*	-	37%	17%	25%	36%	28%	33%	37%
	2019	48%	44%	37%	30%	39%	41%	*	*	-	46%	18%	27%	40%	30%	37%	35%
At Masters Grade Level	2021	18%	17%	10%	7%	11%	11%	*	*	-	12%	1%	17%	11%	8%	10%	11%
	2019	21%	17%	12%	8%	13%	14%	*	*	-	17%	7%	6%	14%	8%	12%	11%
<b>All Grades Mathematics</b>																	
At Approaches Grade Level or Above	2021	66%	67%	58%	47%	62%	60%	*	*	-	53%	32%	55%	61%	47%	57%	64%
	2019	82%	80%	76%	70%	78%	74%	*	*	-	81%	39%	77%	78%	69%	75%	81%

Texas Education Agency  
**2020-21 STAAR Performance (TAPR)**  
**LA VEGA ISD (161906) - MCLENNAN COUNTY**

Due to the cancellation of spring 2020 STAAR, 2021 and 2019 STAAR data are shown.

	School Year	State	Region 12	District	African American	Hispanic	White	American Indian	Asian	Pacific Islander	Two or More Races	Special Ed (Current)	Special Ed (Former)	Continuously Enrolled	Non-Continuously Enrolled	Econ Disadv	EB/EL (Current & Monitored)
At Meets Grade Level or Above	2021	37%	36%	<b>25%</b>	16%	27%	29%	*	*	-	19%	17%	36%	26%	20%	24%	28%
	2019	52%	48%	<b>38%</b>	30%	42%	39%	*	*	-	43%	21%	32%	42%	30%	37%	43%
At Masters Grade Level	2021	18%	16%	<b>9%</b>	6%	11%	10%	*	*	-	6%	5%	9%	10%	9%	9%	11%
	2019	26%	22%	<b>16%</b>	11%	18%	16%	*	*	-	11%	9%	23%	17%	13%	15%	18%
<b>All Grades Writing</b>																	
At Approaches Grade Level or Above	2021	58%	57%	<b>50%</b>	51%	51%	51%	-	*	-	13%	26%	38%	55%	36%	49%	55%
	2019	68%	63%	<b>63%</b>	62%	61%	67%	*	*	-	78%	24%	63%	65%	57%	62%	62%
At Meets Grade Level or Above	2021	30%	27%	<b>19%</b>	21%	19%	15%	-	*	-	0%	23%	0%	19%	16%	18%	23%
	2019	38%	32%	<b>27%</b>	24%	27%	35%	*	*	-	33%	17%	25%	31%	18%	28%	26%
At Masters Grade Level	2021	9%	7%	<b>4%</b>	1%	4%	6%	-	*	-	0%	3%	0%	3%	6%	3%	3%
	2019	14%	10%	<b>9%</b>	6%	11%	11%	*	*	-	0%	7%	0%	11%	6%	9%	11%
<b>All Grades Science</b>																	
At Approaches Grade Level or Above	2021	71%	72%	<b>56%</b>	45%	59%	66%	-	*	-	50%	38%	43%	57%	53%	55%	61%
	2019	81%	79%	<b>72%</b>	64%	75%	73%	-	-	-	78%	28%	55%	76%	63%	70%	75%
At Meets Grade Level or Above	2021	44%	43%	<b>25%</b>	19%	25%	38%	-	*	-	31%	11%	0%	27%	19%	24%	23%
	2019	54%	49%	<b>36%</b>	30%	35%	45%	-	-	-	61%	21%	18%	37%	32%	34%	31%
At Masters Grade Level	2021	20%	18%	<b>8%</b>	4%	9%	13%	-	*	-	13%	2%	0%	9%	4%	7%	7%
	2019	25%	20%	<b>10%</b>	8%	9%	14%	-	-	-	11%	15%	0%	11%	7%	10%	8%
<b>All Grades Social Studies</b>																	
At Approaches Grade Level or Above	2021	73%	73%	<b>59%</b>	53%	61%	65%	-	-	-	56%	38%	*	61%	51%	59%	56%
	2019	81%	77%	<b>67%</b>	65%	67%	64%	*	-	-	69%	17%	57%	69%	60%	65%	58%
At Meets Grade Level or Above	2021	49%	48%	<b>28%</b>	19%	32%	31%	-	-	-	33%	21%	*	29%	25%	26%	24%
	2019	55%	50%	<b>36%</b>	28%	39%	40%	*	-	-	31%	12%	29%	40%	26%	35%	25%
At Masters Grade Level	2021	29%	26%	<b>11%</b>	6%	13%	17%	-	-	-	0%	8%	*	11%	13%	11%	7%
	2019	33%	28%	<b>19%</b>	15%	20%	21%	*	-	-	31%	5%	0%	21%	15%	19%	10%

\* Indicates results are masked due to small numbers to protect student confidentiality.

- Indicates there are no students in the group.

+ Indicates that rates for reading and mathematics are based on the cumulative results from the first and second administrations of STAAR.



Texas Education Agency  
2018-19 Progress (TAPR)  
LA VEGA ISD (161906) - MCLENNAN COUNTY

Due to the cancellation of spring 2020 STAAR, 2019 and 2018 progress data are shown.

	School Year	State	Region12	District	African American	Hispanic	White	American Indian	Asian	Pacific Islander	Two or More Races	Special Ed (Current)	Special Ed (Former)	Continuously Enrolled	Non-Continuously Enrolled	Econ Disadv	EB/EL (Current & Monitored)
School Progress Domain - Academic Growth Score by Grade and Subject																	
Grade 4 ELA/Reading	2019	61	56	<b>48</b>	39	50	49	*	-	-	60	35	33	46	52	47	46
	2018	63	61	<b>50</b>	44	51	57	-	-	-	10	68	*	50	48	48	42
Grade 4 Mathematics	2019	65	62	<b>79</b>	77	81	78	*	-	-	60	65	83	82	71	79	84
	2018	65	62	<b>78</b>	79	84	64	-	-	-	30	64	*	78	78	77	80
Grade 5 ELA/Reading	2019	81	80	<b>78</b>	79	78	74	-	-	-	*	74	*	78	77	78	72
	2018	80	79	<b>72</b>	82	70	68	-	-	-	*	73	*	70	79	73	68
Grade 5 Mathematics	2019	83	83	<b>70</b>	72	66	75	-	-	-	*	85	*	65	80	69	58
	2018	81	82	<b>63</b>	76	59	53	-	-	-	*	70	*	56	76	63	57
Grade 6 ELA/Reading	2019	42	40	<b>37</b>	31	43	23	-	-	-	*	32	-	36	37	36	44
	2018	47	42	<b>50</b>	50	48	53	-	-	-	*	48	*	49	52	48	40
Grade 6 Mathematics	2019	54	53	<b>46</b>	43	49	43	-	-	-	*	36	-	41	59	46	45
	2018	56	55	<b>59</b>	62	59	55	-	-	-	*	45	*	58	60	58	62
Grade 7 ELA/Reading	2019	77	77	<b>72</b>	65	74	75	-	*	-	*	68	*	76	61	71	74
	2018	76	74	<b>78</b>	73	83	70	-	-	-	60	63	*	79	77	78	87
Grade 7 Mathematics	2019	62	61	<b>50</b>	45	51	50	-	*	-	*	53	*	48	55	50	48
	2018	67	66	<b>55</b>	50	60	48	-	-	-	42	61	*	52	64	56	55
Grade 8 ELA/Reading	2019	77	76	<b>76</b>	69	77	76	-	-	-	94	72	*	75	76	76	73
	2018	79	79	<b>74</b>	74	75	74	-	-	-	42	57	*	73	77	74	71
Grade 8 Mathematics	2019	82	82	<b>83</b>	83	85	67	-	-	-	88	50	*	84	82	82	82
	2018	81	81	<b>85</b>	81	88	87	-	-	-	*	75	*	84	88	85	84
End of Course English II	2019	69	69	<b>70</b>	69	70	76	-	-	-	57	40	*	69	74	70	70
	2018	67	67	<b>56</b>	55	56	65	*	-	-	*	65	*	56	57	56	44
End of Course Algebra I	2019	75	69	<b>41</b>	35	44	37	-	-	-	60	27	*	45	30	41	48
	2018	72	69	<b>39</b>	32	42	40	-	-	-	*	21	25	39	38	39	43
All Grades Both Subjects	2019	69	67	<b>62</b>	58	64	61	75	*	-	72	57	64	62	62	62	62
	2018	69	68	<b>64</b>	64	65	61	*	-	-	49	60	57	63	67	64	62
All Grades ELA/Reading	2019	68	66	<b>63</b>	58	66	62	*	*	-	73	57	63	64	62	63	63
	2018	69	67	<b>64</b>	65	64	64	*	-	-	48	62	68	63	66	63	60
All Grades Mathematics	2019	70	68	<b>61</b>	57	62	59	*	*	-	71	57	65	60	62	61	60
	2018	70	69	<b>64</b>	63	67	59	-	-	-	50	58	47	63	67	64	64

\* Indicates results are masked due to small numbers to protect student confidentiality.

- Indicates there are no students in the group.

Texas Education Agency  
**2020-21 Bilingual Education/English as a Second Language (Current EB Students/EL) (TAPR)**  
**LA VEGA ISD (161906) - MCLENNAN COUNTY**

Due to the cancellation of spring 2020 STAAR, 2021 and 2019 STAAR data are shown.

	School Year	State	Region 12	District	Total Bilingual Education	BE-Trans Early Exit	BE-Trans Late Exit	BE-Dual Two-Way	BE-Dual One-Way	ALP Bilingual (Exception)	Total ESL	ESL Content-Based	ESL Pull-Out	ALP ESL (Waiver)	EB/EL with Parental Denial	Never EB/EL	Total EB/EL (Current)	Monitored & Former EB/EL
<b>STAAR Performance Rate by Subject and Performance Level</b>																		
<b>All Grades All Subjects</b>																		
At Approaches Grade Level or Above	2021	67%	68%	<b>59%</b>	41%	-	-	48%	-	29%	59%	69%	56%	63%	53%	57%	58%	90%
	2019	78%	75%	<b>70%</b>	-	-	-	-	-		67%	76%	59%		60%		66%	
At Meets Grade Level or Above	2021	41%	40%	<b>28%</b>	13%	-	-	15%	-	11%	24%	33%	21%	24%	20%	27%	23%	65%
	2019	50%	45%	<b>36%</b>	-	-	-	-	-		28%	38%	20%		15%		27%	
At Masters Grade Level	2021	18%	17%	<b>9%</b>	5%	-	-	6%	-	4%	7%	14%	6%	0%	0%	9%	7%	24%
	2019	24%	20%	<b>13%</b>	-	-	-	-	-		8%	14%	3%		0%		8%	
<b>All Grades ELA/Reading</b>																		
At Approaches Grade Level or Above	2021	68%	68%	<b>64%</b>	45%	-	-	58%	-	21%	64%	70%	62%	62%	43%	62%	61%	96%
	2019	75%	73%	<b>69%</b>	-	-	-	-	-		63%	73%	54%		67%		63%	
At Meets Grade Level or Above	2021	45%	43%	<b>34%</b>	24%	-	-	25%	-	21%	29%	39%	27%	17%	21%	32%	29%	82%
	2019	48%	44%	<b>37%</b>	-	-	-	-	-		27%	36%	20%		17%		27%	
At Masters Grade Level	2021	18%	17%	<b>10%</b>	8%	-	-	8%	-	7%	9%	12%	10%	0%	0%	10%	9%	17%
	2019	21%	17%	<b>12%</b>	-	-	-	-	-		7%	13%	2%		0%		7%	
<b>All Grades Mathematics</b>																		
At Approaches Grade Level or Above	2021	66%	67%	<b>58%</b>	37%	-	-	38%	-	36%	61%	74%	58%	46%	57%	55%	59%	93%
	2019	82%	80%	<b>76%</b>	-	-	-	-	-		78%	84%	71%		64%		78%	
At Meets Grade Level or Above	2021	37%	36%	<b>25%</b>	3%	-	-	4%	-	0%	26%	39%	21%	31%	29%	23%	24%	54%
	2019	52%	48%	<b>38%</b>	-	-	-	-	-		38%	47%	27%		21%		37%	
At Masters Grade Level	2021	18%	16%	<b>9%</b>	3%	-	-	4%	-	0%	11%	24%	7%	0%	0%	8%	10%	28%
	2019	26%	22%	<b>16%</b>	-	-	-	-	-		14%	19%	7%		0%		13%	
<b>All Grades Writing</b>																		
At Approaches Grade Level or Above	2021	58%	57%	<b>50%</b>	-	-	-	-	-	-	52%	61%	43%	-	*	48%	52%	100%
	2019	68%	63%	<b>63%</b>	-	-	-	-	-		53%	56%	49%		80%		54%	
At Meets Grade Level or Above	2021	30%	27%	<b>19%</b>	-	-	-	-	-	-	20%	20%	19%	-	*	17%	20%	71%
	2019	38%	32%	<b>27%</b>	-	-	-	-	-		16%	21%	9%		0%		15%	
At Masters Grade Level	2021	9%	7%	<b>4%</b>	-	-	-	-	-	-	1%	2%	0%	-	*	4%	1%	29%
	2019	14%	10%	<b>9%</b>	-	-	-	-	-		3%	5%	0%		0%		3%	
<b>All Grades Science</b>																		
At Approaches Grade Level or Above	2021	71%	72%	<b>56%</b>	-	-	-	-	-	-	53%	55%	52%	63%	80%	52%	54%	89%
	2019	81%	79%	<b>72%</b>	-	-	-	-	-		71%	80%	68%		33%		70%	
At Meets Grade Level or Above	2021	44%	43%	<b>25%</b>	-	-	-	-	-	-	15%	0%	16%	13%	0%	25%	14%	56%
	2019	54%	49%	<b>36%</b>	-	-	-	-	-		21%	32%	18%		17%		21%	
At Masters Grade Level	2021	20%	18%	<b>8%</b>	-	-	-	-	-	-	2%	0%	3%	0%	0%	7%	2%	28%
	2019	25%	20%	<b>10%</b>	-	-	-	-	-		2%	7%	0%		0%		2%	
<b>All Grades Social Studies</b>																		

Texas Education Agency  
**2020-21 Bilingual Education/English as a Second Language (Current EB Students/EL) (TAPR)**  
**LA VEGA ISD (161906) - MCLENNAN COUNTY**

Due to the cancellation of spring 2020 STAAR, 2021 and 2019 STAAR data are shown.

	School Year	State	Region 12	District	Total Bilingual Education	BE-Trans Early Exit	BE-Trans Late Exit	BE-Dual Two-Way	BE-Dual One-Way	ALP Bilingual (Exception)	Total ESL	ESL Content-Based	ESL Pull-Out	ALP ESL (Waiver)	EB/EL with Parental Denial	Never EB/EL	Total EB/EL (Current)	Monitored & Former EB/EL
At Approaches Grade Level or Above	2021	73%	73%	<b>59%</b>	-	-	-	-	-	-	52%	-	48%	90%	*	59%	52%	71%
	2019	81%	77%	<b>67%</b>	-	-	-	-	-	-	46%	-	46%		40%		45%	
At Meets Grade Level or Above	2021	49%	48%	<b>28%</b>	-	-	-	-	-	-	14%	-	10%	50%	*	28%	14%	54%
	2019	55%	50%	<b>36%</b>	-	-	-	-	-	-	12%	-	12%		0%		11%	
At Masters Grade Level	2021	29%	26%	<b>11%</b>	-	-	-	-	-	-	1%	-	1%	0%	*	12%	1%	25%
	2019	33%	28%	<b>19%</b>	-	-	-	-	-	-	5%	-	5%		0%		5%	

\* Indicates results are masked due to small numbers to protect student confidentiality.

- Indicates there are no students in the group.

Blank cell indicates there are no data available in the group.

Texas Education Agency  
**2020-21 STAAR Participation (TAPR)**  
**LA VEGA ISD (161906) - MCLENNAN COUNTY**

Due to the cancellation of spring 2020 STAAR, 2021 and 2019 STAAR data are shown.

	State	Region 12	District	African American	Hispanic	White	American Indian	Asian	Pacific Islander	Two or More Races	Special Ed (Current)	Special Ed (Former)	Continuously Enrolled	Non-Continuously Enrolled	Econ Disadv	EB/EL (Current & Monitored)
<b>2021 STAAR Participation (All Grades)</b>																
<b>All Tests</b>																
Assessment Participant	88%	92%	<b>99%</b>	99%	99%	98%	100%	100%	-	98%	100%	100%	99%	99%	99%	100%
Included in Accountability	83%	87%	<b>93%</b>	95%	94%	91%	80%	67%	-	82%	96%	97%	96%	84%	95%	95%
Not Included in Accountability: Mobile	3%	4%	<b>4%</b>	5%	3%	7%	20%	0%	-	16%	3%	0%	1%	14%	3%	1%
Not Included in Accountability: Other Exclusions	1%	1%	<b>1%</b>	0%	2%	0%	0%	33%	-	0%	1%	3%	1%	1%	1%	4%
Not Tested	12%	8%	<b>1%</b>	1%	1%	2%	0%	0%	-	2%	0%	0%	1%	1%	1%	0%
Absent	2%	1%	<b>0%</b>	0%	0%	0%	0%	0%	-	0%	0%	0%	0%	0%	0%	0%
Other	10%	7%	<b>1%</b>	0%	1%	2%	0%	0%	-	2%	0%	0%	1%	0%	1%	0%
<b>2019 STAAR Participation (All Grades)</b>																
<b>All Tests</b>																
Assessment Participant	99%	100%	<b>100%</b>	100%	100%	99%	100%	*	-	99%	100%	100%	100%	99%	100%	100%
Included in Accountability	94%	94%	<b>95%</b>	95%	96%	92%	100%	*	-	92%	94%	91%	97%	90%	95%	97%
Not Included in Accountability: Mobile	4%	5%	<b>4%</b>	5%	3%	7%	0%	*	-	7%	4%	9%	2%	9%	4%	1%
Not Included in Accountability: Other Exclusions	1%	1%	<b>1%</b>	0%	1%	0%	0%	*	-	0%	2%	0%	1%	1%	1%	2%
Not Tested	1%	0%	<b>0%</b>	0%	0%	1%	0%	*	-	1%	0%	0%	0%	1%	0%	0%
Absent	1%	0%	<b>0%</b>	0%	0%	1%	0%	*	-	1%	0%	0%	0%	1%	0%	0%
Other	0%	0%	<b>0%</b>	0%	0%	0%	0%	*	-	0%	0%	0%	0%	0%	0%	0%

\* Indicates results are masked due to small numbers to protect student confidentiality.

- Indicates there are no students in the group.

Texas Education Agency  
**2020-21 Attendance, Graduation, and Dropout Rates (TAPR)**  
**LA VEGA ISD (161906) - MCLENNAN COUNTY**

	State	Region 12	District	African American	Hispanic	White	American Indian	Asian	Pacific Islander	Two or More Races	Special Ed	Econ Disadv	EB/EL
<b>Attendance Rate</b>													
2019-20	98.3%	98.3%	<b>98.7%</b>	98.9%	98.9%	97.8%	*	*	-	98.2%	98.5%	98.7%	99.2%
2018-19	95.4%	95.4%	<b>95.9%</b>	96.2%	96.3%	93.9%	*	*	*	95.7%	94.5%	95.9%	97.1%
<b>Chronic Absenteeism</b>													
2019-20	6.7%	6.7%	<b>6.8%</b>	4.9%	6.0%	13.1%	*	*	-	6.7%	9.7%	6.7%	3.7%
2018-19	11.4%	11.5%	<b>9.6%</b>	8.9%	7.7%	17.6%	*	*	*	9.8%	11.3%	9.3%	4.6%
<b>Annual Dropout Rate (Gr 7-8)</b>													
2019-20	0.5%	0.4%	<b>0.4%</b>	0.0%	0.4%	0.0%	-	*	-	*	0.0%	0.4%	0.0%
2018-19	0.4%	0.2%	<b>0.2%</b>	0.7%	0.0%	0.0%	-	*	-	0.0%	2.1%	0.2%	0.0%
<b>Annual Dropout Rate (Gr 9-12)</b>													
2019-20	1.6%	1.6%	<b>0.6%</b>	1.5%	0.2%	0.7%	*	*	-	0.0%	0.0%	0.6%	0.0%
2018-19	1.9%	1.7%	<b>0.8%</b>	1.0%	0.4%	1.4%	*	*	*	5.6%	3.2%	1.0%	0.6%
<b>4-Year Longitudinal Rate (Gr 9-12)</b>													
<b>Class of 2020</b>													
Graduated	90.3%	92.0%	<b>93.1%</b>	90.3%	96.6%	85.7%	*	-	-	*	93.8%	92.9%	100.0%
Received TxCHSE	0.4%	0.4%	<b>0.0%</b>	0.0%	0.0%	0.0%	*	-	-	*	0.0%	0.0%	0.0%
Continued HS	3.9%	3.1%	<b>3.9%</b>	1.6%	3.4%	9.5%	*	-	-	*	6.3%	3.8%	0.0%
Dropped Out	5.4%	4.6%	<b>3.0%</b>	8.1%	0.0%	4.8%	*	-	-	*	0.0%	3.3%	0.0%
Graduates and TxCHSE	90.7%	92.3%	<b>93.1%</b>	90.3%	96.6%	85.7%	*	-	-	*	93.8%	92.9%	100.0%
Graduates, TxCHSE, and Continuers	94.6%	95.4%	<b>97.0%</b>	91.9%	100.0%	95.2%	*	-	-	*	100.0%	96.7%	100.0%
<b>Class of 2019</b>													
Graduated	90.0%	91.0%	<b>94.0%</b>	100.0%	90.4%	91.2%	-	-	-	*	86.7%	94.9%	80.0%
Received TxCHSE	0.5%	0.4%	<b>0.5%</b>	0.0%	0.0%	2.9%	-	-	-	*	0.0%	0.6%	0.0%
Continued HS	3.7%	3.3%	<b>2.5%</b>	0.0%	4.3%	2.9%	-	-	-	*	6.7%	1.7%	8.0%
Dropped Out	5.9%	5.2%	<b>3.0%</b>	0.0%	5.3%	2.9%	-	-	-	*	6.7%	2.8%	12.0%
Graduates and TxCHSE	90.4%	91.5%	<b>94.5%</b>	100.0%	90.4%	94.1%	-	-	-	*	86.7%	95.5%	80.0%
Graduates, TxCHSE, and Continuers	94.1%	94.8%	<b>97.0%</b>	100.0%	94.7%	97.1%	-	-	-	*	93.3%	97.2%	88.0%
<b>5-Year Extended Longitudinal Rate (Gr 9-12)</b>													
<b>Class of 2019</b>													
Graduated	92.0%	92.9%	<b>96.0%</b>	98.6%	94.6%	94.1%	-	-	-	*	93.3%	96.6%	87.5%
Received TxCHSE	0.5%	0.5%	<b>0.5%</b>	0.0%	0.0%	2.9%	-	-	-	*	0.0%	0.6%	0.0%
Continued HS	1.3%	1.2%	<b>0.5%</b>	0.0%	1.1%	0.0%	-	-	-	*	6.7%	0.6%	0.0%
Dropped Out	6.1%	5.3%	<b>3.0%</b>	1.4%	4.3%	2.9%	-	-	-	*	0.0%	2.3%	12.5%
Graduates and TxCHSE	92.6%	93.5%	<b>96.5%</b>	98.6%	94.6%	97.1%	-	-	-	*	93.3%	97.1%	87.5%

Texas Education Agency  
**2020-21 Attendance, Graduation, and Dropout Rates (TAPR)**  
**LA VEGA ISD (161906) - MCLENNAN COUNTY**

	State	Region 12	District	African American	Hispanic	White	American Indian	Asian	Pacific Islander	Two or More Races	Special Ed	Econ Disadv	EB/EL
Graduates, TxCHSE, and Continuers	93.9%	94.7%	<b>97.0%</b>	98.6%	95.7%	97.1%	-	-	-	*	100.0%	97.7%	87.5%
<b>Class of 2018</b>													
Graduated	92.2%	93.0%	<b>95.7%</b>	96.9%	95.7%	96.3%	-	-	-	*	75.0%	95.2%	96.2%
Received TxCHSE	0.6%	0.6%	<b>0.0%</b>	0.0%	0.0%	0.0%	-	-	-	*	0.0%	0.0%	0.0%
Continued HS	1.1%	1.0%	<b>0.5%</b>	0.0%	1.1%	0.0%	-	-	-	*	0.0%	0.0%	0.0%
Dropped Out	6.1%	5.4%	<b>3.7%</b>	3.1%	3.2%	3.7%	-	-	-	*	25.0%	4.8%	3.8%
Graduates and TxCHSE	92.8%	93.5%	<b>95.7%</b>	96.9%	95.7%	96.3%	-	-	-	*	75.0%	95.2%	96.2%
Graduates, TxCHSE, and Continuers	93.9%	94.6%	<b>96.3%</b>	96.9%	96.8%	96.3%	-	-	-	*	75.0%	95.2%	96.2%
<b>6-Year Extended Longitudinal Rate (Gr 9-12)</b>													
<b>Class of 2018</b>													
Graduated	92.6%	93.4%	<b>96.3%</b>	96.9%	96.8%	96.3%	-	-	-	*	75.0%	95.2%	96.3%
Received TxCHSE	0.7%	0.6%	<b>0.5%</b>	0.0%	1.1%	0.0%	-	-	-	*	0.0%	0.7%	0.0%
Continued HS	0.6%	0.5%	<b>0.0%</b>	0.0%	0.0%	0.0%	-	-	-	*	0.0%	0.0%	0.0%
Dropped Out	6.1%	5.4%	<b>3.2%</b>	3.1%	2.2%	3.7%	-	-	-	*	25.0%	4.1%	3.7%
Graduates and TxCHSE	93.3%	94.1%	<b>96.8%</b>	96.9%	97.8%	96.3%	-	-	-	*	75.0%	95.9%	96.3%
Graduates, TxCHSE, and Continuers	93.9%	94.6%	<b>96.8%</b>	96.9%	97.8%	96.3%	-	-	-	*	75.0%	95.9%	96.3%
<b>Class of 2017</b>													
Graduated	92.4%	93.3%	<b>92.7%</b>	90.8%	94.2%	91.3%	*	-	-	*	100.0%	92.9%	82.4%
Received TxCHSE	0.7%	0.8%	<b>0.0%</b>	0.0%	0.0%	0.0%	*	-	-	*	0.0%	0.0%	0.0%
Continued HS	0.6%	0.6%	<b>0.6%</b>	0.0%	0.0%	4.3%	*	-	-	*	0.0%	0.6%	0.0%
Dropped Out	6.3%	5.4%	<b>6.8%</b>	9.2%	5.8%	4.3%	*	-	-	*	0.0%	6.5%	17.6%
Graduates and TxCHSE	93.2%	94.1%	<b>92.7%</b>	90.8%	94.2%	91.3%	*	-	-	*	100.0%	92.9%	82.4%
Graduates, TxCHSE, and Continuers	93.7%	94.6%	<b>93.2%</b>	90.8%	94.2%	95.7%	*	-	-	*	100.0%	93.5%	82.4%
<b>4-Year Federal Graduation Rate Without Exclusions (Gr 9-12)</b>													
Class of 2020	90.3%	92.0%	<b>89.2%</b>	86.2%	91.9%	85.7%	*	-	-	*	88.2%	89.0%	100.0%
Class of 2019	90.0%	91.0%	<b>92.2%</b>	98.6%	87.6%	91.2%	-	-	-	*	81.3%	94.4%	80.0%
<b>RHSP/DAP Graduates (Longitudinal Rate)</b>													
Class of 2020	83.0%	50.0%	-	-	-	-	-	-	-	-	-	-	-
Class of 2019	73.3%	45.8%	-	-	-	-	-	-	-	-	-	-	-
<b>FHSP-E Graduates (Longitudinal Rate)</b>													
Class of 2020	4.3%	4.6%	<b>2.6%</b>	1.8%	2.7%	5.6%	*	-	-	*	6.7%	2.9%	0.0%
Class of 2019	4.2%	4.8%	<b>2.1%</b>	0.0%	4.7%	0.0%	-	-	-	*	0.0%	2.4%	10.0%
<b>FHSP-DLA Graduates (Longitudinal Rate)</b>													

Texas Education Agency  
**2020-21 Attendance, Graduation, and Dropout Rates (TAPR)**  
**LA VEGA ISD (161906) - MCLENNAN COUNTY**

	State	Region 12	District	African American	Hispanic	White	American Indian	Asian	Pacific Islander	Two or More Races	Special Ed	Econ Disadv	EB/EL
Class of 2020	83.5%	80.9%	<b>75.1%</b>	71.4%	77.9%	66.7%	*	-	-	*	6.7%	73.5%	72.7%
Class of 2019	83.5%	79.9%	<b>79.4%</b>	85.5%	78.8%	67.7%	-	-	-	*	7.7%	78.4%	80.0%
<b>RHSP/DAP/FHSP-E/FHSP-DLA Graduates (Longitudinal Rate)</b>													
Class of 2020	87.8%	85.5%	<b>77.8%</b>	73.2%	80.5%	72.2%	*	-	-	*	13.3%	76.5%	72.7%
Class of 2019	87.6%	84.7%	<b>81.5%</b>	85.5%	83.5%	67.7%	-	-	-	*	7.7%	80.8%	90.0%
<b>RHSP/DAP Graduates (Annual Rate)</b>													
2019-20	38.6%	18.9%	*	*	*	-	-	-	-	-	-	-	-
2018-19	32.7%	27.3%	<b>50.0%</b>	*	*	*	-	-	-	-	*	*	-
<b>FHSP-E Graduates (Annual Rate)</b>													
2019-20	4.4%	4.8%	<b>3.1%</b>	1.8%	2.6%	10.0%	*	-	-	*	6.7%	2.9%	0.0%
2018-19	4.4%	4.8%	<b>1.9%</b>	0.0%	4.0%	0.0%	-	-	-	*	0.0%	2.2%	9.5%
<b>FHSP-DLA Graduates (Annual Rate)</b>													
2019-20	81.8%	79.0%	<b>71.8%</b>	71.4%	73.5%	60.0%	*	-	-	*	6.7%	72.9%	75.0%
2018-19	82.1%	78.2%	<b>72.0%</b>	78.9%	70.3%	61.8%	-	-	-	*	7.1%	75.1%	76.2%
<b>RHSP/DAP/FHSP-E/FHSP-DLA Graduates (Annual Rate)</b>													
2019-20	85.8%	82.9%	<b>75.3%</b>	74.1%	76.3%	70.0%	*	-	-	*	13.3%	75.9%	75.0%
2018-19	85.9%	82.4%	<b>73.2%</b>	79.2%	74.0%	58.3%	-	-	-	*	6.7%	77.0%	85.7%

Texas Education Agency  
**2020-21 Graduation Profile (TAPR)**  
**LA VEGA ISD (161906) - MCLENNAN COUNTY**

	District Count	District Percent	State Count	State Percent
<b>Graduates (2019-20 Annual Graduates)</b>				
Total Graduates	198	100.0%	360,220	100.0%
<b>By Ethnicity:</b>				
African American	58	29.3%	44,729	12.4%
Hispanic	118	59.6%	184,060	51.1%
White	20	10.1%	105,215	29.2%
American Indian	1	0.5%	1,226	0.3%
Asian	0	0.0%	17,126	4.8%
Pacific Islander	0	0.0%	557	0.2%
Two or More Races	1	0.5%	7,307	2.0%
<b>By Graduation Type:</b>				
Minimum H.S. Program	0	0.0%	1,512	0.4%
Recommended H.S. Program/Distinguished Achievement Program	3	1.5%	952	0.3%
Foundation H.S. Program (No Endorsement)	49	24.7%	49,535	13.8%
Foundation H.S. Program (Endorsement)	6	3.0%	15,689	4.4%
Foundation H.S. Program (DLA)	140	70.7%	292,532	81.2%
Special Education Graduates	15	7.6%	29,018	8.1%
Economically Disadvantaged Graduates	170	85.9%	187,187	52.0%
Emergent Bilingual (EB)/English Learner (EL) Graduates	32	16.2%	29,639	8.2%
At-Risk Graduates	118	59.6%	148,836	41.3%



Texas Education Agency  
**2020-21 College, Career, and Military Readiness (CCMR) (TAPR)**  
**LA VEGA ISD (161906) - MCLENNAN COUNTY**

Academic Year	State	Region 12	District	African American	Hispanic	White	American Indian	Asian	Pacific Islander	Two or More Races	Special Ed	Econ Disadv	EB/EL
<b>College, Career, and Military Ready Graduates (Student Achievement)</b>													
<b>College, Career, or Military Ready (Annual Graduates)</b>													
2019-20	63.0%	61.2%	<b>46.5%</b>	39.7%	52.5%	30.0%	*	-	-	*	100.0%	48.2%	40.6%
2018-19	72.9%	74.1%	<b>54.5%</b>	58.4%	51.4%	51.4%	-	-	-	*	93.3%	58.2%	52.4%
<b>College Ready Graduates</b>													
<b>College Ready (Annual Graduates)</b>													
2019-20	53.4%	50.6%	<b>32.3%</b>	24.1%	39.0%	15.0%	*	-	-	*	0.0%	32.9%	18.8%
2018-19	53.0%	48.8%	<b>34.1%</b>	36.4%	32.7%	30.6%	-	-	-	*	13.3%	36.1%	28.6%
<b>TSI Criteria Graduates in English Language Arts (Annual Graduates)</b>													
2019-20	59.7%	60.2%	<b>70.2%</b>	62.1%	73.7%	70.0%	*	-	-	*	66.7%	69.4%	59.4%
2018-19	60.7%	60.6%	<b>63.2%</b>	64.9%	66.3%	50.0%	-	-	-	*	13.3%	67.2%	71.4%
<b>TSI Criteria Graduates in Mathematics (Annual Graduates)</b>													
2019-20	47.9%	48.5%	<b>23.2%</b>	19.0%	26.3%	15.0%	*	-	-	*	0.0%	23.5%	9.4%
2018-19	48.6%	45.3%	<b>29.1%</b>	29.9%	26.9%	30.6%	-	-	-	*	20.0%	30.6%	19.0%
<b>TSI Criteria Graduates in Both Subjects (Annual Graduates)</b>													
2019-20	43.2%	44.0%	<b>23.2%</b>	19.0%	26.3%	15.0%	*	-	-	*	0.0%	23.5%	9.4%
2018-19	44.2%	41.6%	<b>27.3%</b>	27.3%	25.0%	30.6%	-	-	-	*	13.3%	28.4%	14.3%
<b>AP / IB Met Criteria in Any Subject (Annual Graduates)</b>													
2019-20	21.1%	10.5%	<b>0.0%</b>	0.0%	0.0%	0.0%	*	-	-	*	0.0%	0.0%	0.0%
2018-19	21.1%	10.9%	<b>0.9%</b>	0.0%	1.0%	2.8%	-	-	-	*	0.0%	1.1%	4.8%
<b>Associate Degree (Annual Graduates)</b>													
2019-20	2.1%	3.3%	<b>5.6%</b>	6.9%	4.2%	10.0%	*	-	-	*	0.0%	5.9%	0.0%
2018-19	1.9%	2.9%	<b>3.2%</b>	1.3%	4.8%	2.8%	-	-	-	*	0.0%	3.3%	0.0%
<b>Dual Course Credits in Any Subject (Annual Graduates)</b>													
2019-20	24.6%	24.5%	<b>29.3%</b>	24.1%	33.9%	15.0%	*	-	-	*	0.0%	31.2%	18.8%
2018-19	23.1%	24.6%	<b>20.5%</b>	22.1%	19.2%	16.7%	-	-	-	*	0.0%	20.8%	9.5%
<b>Onramps Course Credits (Annual Graduates)</b>													
2019-20	4.0%	1.1%	<b>0.0%</b>	0.0%	0.0%	0.0%	*	-	-	*	0.0%	0.0%	0.0%
2018-19	2.3%	0.2%	<b>0.0%</b>	0.0%	0.0%	0.0%	-	-	-	*	0.0%	0.0%	0.0%
<b>Career / Military Ready Graduates</b>													
<b>Career or Military Ready (Annual Graduates)</b>													
2019-20	18.7%	16.4%	<b>19.2%</b>	19.0%	19.5%	15.0%	*	-	-	*	100.0%	20.0%	21.9%
2018-19	40.4%	45.3%	<b>34.1%</b>	38.3%	30.3%	33.3%	-	-	-	*	93.3%	36.6%	33.3%
<b>Approved Industry-Based Certification (Annual Graduates)</b>													
2019-20	13.2%	9.1%	<b>11.1%</b>	8.6%	11.9%	10.0%	*	-	-	*	0.0%	11.8%	9.4%

Texas Education Agency  
**2020-21 College, Career, and Military Readiness (CCMR) (TAPR)**  
**LA VEGA ISD (161906) - MCLENNAN COUNTY**

Academic Year	State	Region 12	District	African American	Hispanic	White	American Indian	Asian	Pacific Islander	Two or More Races	Special Ed	Econ Disadv	EB/EL
2018-19	10.7%	6.6%	<b>13.2%</b>	15.6%	11.5%	11.1%	-	-	-	*	6.7%	14.2%	9.5%
<b>Graduates with Level I or Level II Certificate (Annual Graduates)</b>													
2019-20	0.7%	0.5%	<b>0.0%</b>	0.0%	0.0%	0.0%	*	-	-	*	0.0%	0.0%	0.0%
2018-19	0.6%	0.5%	<b>0.5%</b>	1.3%	0.0%	0.0%	-	-	-	*	0.0%	0.5%	0.0%
<b>Graduate with Completed IEP and Workforce Readiness (Annual Graduates)</b>													
2019-20	2.4%	3.8%	<b>8.1%</b>	10.3%	7.6%	5.0%	*	-	-	*	100.0%	8.2%	12.5%
2018-19	2.3%	4.1%	<b>5.9%</b>	7.8%	2.9%	8.3%	-	-	-	*	86.7%	6.0%	0.0%
<b>Graduates Under an Advanced Diploma Plan and Identified as a Current Special Education Student (Annual Graduates)</b>													
2019-20	3.7%	4.5%	<b>1.0%</b>	3.4%	0.0%	0.0%	*	-	-	*	13.3%	0.6%	0.0%
2018-19	2.7%	3.1%	<b>0.5%</b>	0.0%	0.0%	2.8%	-	-	-	*	6.7%	0.5%	0.0%

Texas Education Agency  
**2020-21 CCMR-Related Indicators (TAPR)**  
**LA VEGA ISD (161906) - MCLENNAN COUNTY**

	Academic Year	State	Region 12	District	African American	Hispanic	White	American Indian	Asian	Pacific Islander	Two or More Races	Special Ed	Econ Disadv	EB/EL
<b>TSIA Results (Graduates &gt;= Criterion) (Annual Graduates)</b>														
Reading	2019-20	30.1%	43.2%	<b>52.5%</b>	37.9%	57.6%	60.0%	*	-	-	*	6.7%	50.6%	28.1%
	2018-19	33.4%	46.2%	<b>59.1%</b>	58.4%	62.5%	50.0%	-	-	-	*	13.3%	62.8%	66.7%
Mathematics	2019-20	21.2%	29.7%	<b>20.2%</b>	15.5%	22.9%	15.0%	*	-	-	*	0.0%	20.6%	9.4%
	2018-19	24.7%	31.0%	<b>25.9%</b>	27.3%	23.1%	27.8%	-	-	-	*	13.3%	26.8%	14.3%
Both Subjects	2019-20	16.4%	25.5%	<b>20.2%</b>	15.5%	22.9%	15.0%	*	-	-	*	0.0%	20.6%	9.4%
	2018-19	18.8%	26.7%	<b>24.1%</b>	23.4%	22.1%	27.8%	-	-	-	*	13.3%	25.1%	14.3%
<b>Completed and Received Credit for College Prep Courses (Annual Graduates)</b>														
English Language Arts	2019-20	7.3%	9.5%	<b>20.2%</b>	25.9%	18.6%	15.0%	*	-	-	*	66.7%	21.2%	34.4%
	2018-19	5.1%	5.9%	<b>8.6%</b>	10.4%	9.6%	2.8%	-	-	-	*	0.0%	10.4%	38.1%
Mathematics	2019-20	9.7%	14.1%	<b>3.0%</b>	1.7%	4.2%	0.0%	*	-	-	*	0.0%	2.9%	0.0%
	2018-19	7.3%	7.7%	<b>3.2%</b>	2.6%	3.8%	2.8%	-	-	-	*	6.7%	3.8%	14.3%
Both Subjects	2019-20	4.2%	6.1%	<b>0.0%</b>	0.0%	0.0%	0.0%	*	-	-	*	0.0%	0.0%	0.0%
	2018-19	2.6%	3.0%	<b>1.8%</b>	1.3%	2.9%	0.0%	-	-	-	*	0.0%	2.2%	9.5%
<b>AP/IB Results (Participation) (Grades 11-12)</b>														
All Subjects	2020	22.0%	12.7%	<b>0.7%</b>	0.0%	0.5%	3.7%	*	-	-	0.0%	0.0%	0.3%	1.6%
	2019	25.2%	15.1%	<b>5.3%</b>	2.3%	7.7%	4.0%	*	-	*	*	0.0%	5.6%	1.8%
English Language Arts	2020	12.7%	6.5%	<b>0.5%</b>	0.0%	0.0%	3.7%	*	-	-	0.0%	0.0%	0.0%	0.0%
	2019	14.5%	8.7%	<b>4.7%</b>	2.3%	7.2%	2.0%	*	-	*	*	0.0%	5.0%	0.0%
Mathematics	2020	6.4%	2.4%	<b>0.0%</b>	0.0%	0.0%	0.0%	*	-	-	0.0%	0.0%	0.0%	0.0%
	2019	7.4%	3.3%	<b>0.3%</b>	0.0%	0.0%	2.0%	*	-	*	*	0.0%	0.3%	0.0%
Science	2020	9.4%	4.6%	<b>0.0%</b>	0.0%	0.0%	0.0%	*	-	-	0.0%	0.0%	0.0%	0.0%
	2019	10.4%	5.3%	<b>0.0%</b>	0.0%	0.0%	0.0%	*	-	*	*	0.0%	0.0%	0.0%
Social Studies	2020	12.4%	5.7%	<b>0.0%</b>	0.0%	0.0%	0.0%	*	-	-	0.0%	0.0%	0.0%	0.0%
	2019	13.9%	6.0%	<b>0.0%</b>	0.0%	0.0%	0.0%	*	-	*	*	0.0%	0.0%	0.0%
<b>AP/IB Results (Examinees &gt;= Criterion) (Grades 11-12)</b>														
All Subjects	2020	59.0%	52.1%	*	-	*	*	-	-	-	-	-	*	*
	2019	51.0%	43.0%	<b>5.0%</b>	*	6.7%	*	-	-	-	-	-	5.3%	*
English Language Arts	2020	50.1%	45.3%	*	-	-	*	-	-	-	-	-	-	-
	2019	41.2%	36.9%	<b>0.0%</b>	*	0.0%	*	-	-	-	-	-	0.0%	-
Mathematics	2020	56.5%	49.6%	-	-	-	-	-	-	-	-	-	-	-
	2019	52.2%	46.5%	*	-	-	*	-	-	-	-	-	*	-
Science	2020	47.6%	46.3%	-	-	-	-	-	-	-	-	-	-	-
	2019	40.6%	41.3%	-	-	-	-	-	-	-	-	-	-	-

Texas Education Agency  
**2020-21 CCMR-Related Indicators (TAPR)**  
**LA VEGA ISD (161906) - MCLENNAN COUNTY**

	Academic Year	State	Region 12	District	African American	Hispanic	White	American Indian	Asian	Pacific Islander	Two or More Races	Special Ed	Econ Disadv	EB/EL
Social Studies	2020	52.3%	50.4%	-	-	-	-	-	-	-	-	-	-	-
	2019	46.3%	40.9%	-	-	-	-	-	-	-	-	-	-	-
<b>SAT/ACT Results (Annual Graduates)</b>														
Tested	2019-20	76.7%	58.7%	<b>34.3%</b>	48.3%	29.7%	20.0%	*	-	-	*	6.7%	35.9%	17.6%
	2018-19	75.0%	57.2%	<b>34.5%</b>	50.6%	24.0%	27.8%	-	-	-	*	6.7%	35.9%	0.0%
At/Above Criterion for All Examinees	2019-20	35.7%	33.9%	<b>8.8%</b>	7.1%	11.4%	*	-	-	-	*	*	8.2%	0.0%
	2018-19	36.1%	35.0%	<b>9.2%</b>	2.6%	16.0%	20.0%	-	-	-	*	*	9.1%	-
<b>Average SAT Score (Annual Graduates)</b>														
All Subjects	2019-20	1019	1026	<b>908</b>	846	943	*	-	-	-	*	*	911	877
	2018-19	1027	1042	<b>940</b>	915	963	976	-	-	-	*	*	936	-
English Language Arts and Writing	2019-20	513	519	<b>469</b>	438	487	*	-	-	-	*	*	471	432
	2018-19	517	528	<b>485</b>	482	485	498	-	-	-	*	*	481	-
Mathematics	2019-20	506	506	<b>438</b>	408	456	*	-	-	-	*	*	439	445
	2018-19	510	514	<b>455</b>	433	478	478	-	-	-	*	*	455	-
<b>Average ACT Score (Annual Graduates)</b>														
All Subjects	2019-20	20.2	19.4	<b>17.9</b>	16.4	18.4	*	-	-	-	*	-	18.1	*
	2018-19	20.6	19.7	<b>17.2</b>	16.6	18.3	*	-	-	-	*	-	16.7	-
English Language Arts	2019-20	19.9	19.0	<b>17.8</b>	16.5	18.4	*	-	-	-	*	-	17.9	*
	2018-19	20.3	19.3	<b>16.8</b>	16.4	17.4	*	-	-	-	*	-	16.2	-
Mathematics	2019-20	20.1	19.2	<b>17.3</b>	16.1	17.6	*	-	-	-	*	-	17.5	*
	2018-19	20.4	19.4	<b>16.3</b>	15.2	18.0	*	-	-	-	*	-	16.0	-
Science	2019-20	20.5	19.7	<b>18.4</b>	16.4	19.2	*	-	-	-	*	-	19.1	*
	2018-19	20.8	20.2	<b>18.3</b>	18.1	19.6	*	-	-	-	*	-	17.9	-

Texas Education Agency  
**2020-21 Other Postsecondary Indicators (TAPR)**  
**LA VEGA ISD (161906) - MCLENNAN COUNTY**

	Academic Year	State	Region 12	District	African American	Hispanic	White	American Indian	Asian	Pacific Islander	Two or More Races	Special Ed	Econ Disadv	EB/EL
<b>Advanced/Dual-Credit Course Completion (Grades 9-12)</b>														
Any Subject	2019-20	46.3%	38.7%	<b>43.4%</b>	41.7%	44.7%	40.9%	*	*	-	42.9%	15.6%	43.3%	31.4%
	2018-19	44.6%	37.5%	<b>37.8%</b>	38.5%	39.1%	32.3%	*	*	*	35.3%	20.3%	38.8%	22.6%
English Language Arts	2019-20	18.2%	15.2%	<b>14.1%</b>	13.4%	14.4%	15.4%	*	*	-	10.0%	0.0%	13.5%	6.7%
	2018-19	17.8%	14.6%	<b>8.4%</b>	8.1%	9.5%	5.0%	*	-	*	6.7%	0.0%	8.6%	3.6%
Mathematics	2019-20	20.7%	17.7%	<b>18.9%</b>	20.7%	18.2%	18.4%	*	*	-	19.0%	1.7%	18.4%	10.4%
	2018-19	20.4%	17.3%	<b>15.7%</b>	19.5%	14.4%	13.8%	*	-	*	6.7%	4.3%	15.7%	7.9%
Science	2019-20	22.4%	20.5%	<b>20.1%</b>	21.3%	21.1%	13.9%	*	*	-	9.5%	16.7%	20.2%	20.1%
	2018-19	21.7%	20.3%	<b>21.3%</b>	23.9%	20.5%	19.2%	*	-	*	17.6%	19.6%	21.8%	16.2%
Social Studies	2019-20	24.6%	18.9%	<b>20.9%</b>	18.8%	22.1%	18.1%	*	*	-	33.3%	0.0%	21.0%	8.1%
	2018-19	23.6%	18.0%	<b>10.7%</b>	12.4%	10.0%	9.3%	*	-	*	17.6%	0.0%	11.0%	5.0%
<b>CTE Coherent Sequence (Annual Graduates)</b>														
	2019-20	58.5%	60.7%	<b>26.3%</b>	27.6%	26.3%	20.0%	*	-	-	*	13.3%	27.1%	15.6%
	2018-19	59.0%	62.1%	<b>40.5%</b>	33.8%	44.2%	47.2%	-	-	-	*	33.3%	43.7%	57.1%
<b>Graduates Enrolled in Texas Institution of Higher Education (TX IHE)</b>														
	2018-19	52.6%	52.1%	<b>51.8%</b>	57.1%	48.1%	50.0%	-	-	-	*	33.3%	54.3%	25.9%
	2017-18	53.4%	54.6%	<b>56.1%</b>	72.1%	41.7%	68.0%	-	-	-	*	25.0%	55.2%	39.1%
<b>Graduates in TX IHE Completing One Year Without Enrollment in a Developmental Education Course</b>														
	2018-19	42.2%	47.1%	<b>58.7%</b>	31.6%	80.0%	70.0%	-	-	-	*	*	60.0%	*
	2017-18	60.7%	57.5%	<b>26.6%</b>	22.0%	28.6%	35.3%	-	-	-	*	*	26.0%	11.1%

Texas Education Agency  
2020-21 Student Information (TAPR)  
LA VEGA ISD (161906) - MCLENNAN COUNTY

	----- Membership -----				----- Enrollment -----			
	---- District ----		----- State -----		---- District ----		----- State -----	
Student Information	Count	Percent	Count	Percent	Count	Percent	Count	Percent
Total Students	3,068	100.0%	5,359,040	100.0%	3,069	100.0%	5,371,586	100.0%
<b>Students by Grade:</b>								
Early Childhood Education	0	0.0%	13,855	0.3%	0	0.0%	20,991	0.4%
Pre-Kindergarten	199	6.5%	196,560	3.7%	199	6.5%	197,093	3.7%
Kindergarten	222	7.2%	360,865	6.7%	222	7.2%	361,349	6.7%
Grade 1	247	8.1%	380,973	7.1%	247	8.0%	381,403	7.1%
Grade 2	210	6.8%	379,725	7.1%	210	6.8%	380,122	7.1%
Grade 3	205	6.7%	380,802	7.1%	205	6.7%	381,135	7.1%
Grade 4	178	5.8%	385,090	7.2%	178	5.8%	385,364	7.2%
Grade 5	213	6.9%	395,436	7.4%	213	6.9%	395,649	7.4%
Grade 6	215	7.0%	414,197	7.7%	215	7.0%	414,357	7.7%
Grade 7	214	7.0%	421,222	7.9%	214	7.0%	421,347	7.8%
Grade 8	230	7.5%	422,386	7.9%	230	7.5%	422,505	7.9%
Grade 9	251	8.2%	436,396	8.1%	251	8.2%	436,523	8.1%
Grade 10	251	8.2%	420,502	7.8%	251	8.2%	420,705	7.8%
Grade 11	233	7.6%	388,143	7.2%	233	7.6%	388,443	7.2%
Grade 12	200	6.5%	362,888	6.8%	201	6.5%	364,600	6.8%
<b>Ethnic Distribution:</b>								
African American	791	25.8%	680,285	12.7%	791	25.8%	681,401	12.7%
Hispanic	1,744	56.8%	2,835,771	52.9%	1,745	56.9%	2,840,982	52.9%
White	422	13.8%	1,418,789	26.5%	422	13.8%	1,424,251	26.5%
American Indian	3	0.1%	18,712	0.3%	3	0.1%	18,755	0.3%
Asian	6	0.2%	253,856	4.7%	6	0.2%	254,163	4.7%
Pacific Islander	0	0.0%	8,259	0.2%	0	0.0%	8,271	0.2%
Two or More Races	102	3.3%	143,368	2.7%	102	3.3%	143,763	2.7%
<b>Sex:</b>								
Female	1,430	46.6%	2,620,239	48.9%	1,430	46.6%	2,624,722	48.9%
Male	1,638	53.4%	2,738,801	51.1%	1,639	53.4%	2,746,864	51.1%
Economically Disadvantaged	2,753	89.7%	3,229,178	60.3%	2,754	89.7%	3,233,417	60.2%
Non-Educationally Disadvantaged	315	10.3%	2,129,862	39.7%	315	10.3%	2,138,169	39.8%
Section 504 Students	346	11.3%	387,490	7.2%	346	11.3%	387,622	7.2%
EB Students/EL	706	23.0%	1,108,207	20.7%	706	23.0%	1,108,883	20.6%
Students w/ Disciplinary Placements (2019-20)	81	2.4%	66,833	1.2%				
Students w/ Dyslexia	272	8.9%	241,070	4.5%	272	8.9%	241,197	4.5%
Foster Care	11	0.4%	17,033	0.3%	11	0.4%	17,090	0.3%

Texas Education Agency  
2020-21 Student Information (TAPR)  
LA VEGA ISD (161906) - MCLENNAN COUNTY

	----- Membership -----				----- Enrollment -----			
	---- District ----		----- State -----		---- District ----		----- State -----	
Student Information	Count	Percent	Count	Percent	Count	Percent	Count	Percent
Homeless	53	1.7%	57,709	1.1%	53	1.7%	57,811	1.1%
Immigrant	4	0.1%	108,025	2.0%	4	0.1%	108,092	2.0%
Migrant	1	0.0%	16,657	0.3%	1	0.0%	16,733	0.3%
Title I	2,129	69.4%	3,457,855	64.5%	2,129	69.4%	3,464,887	64.5%
Military Connected	27	0.9%	144,596	2.7%	27	0.9%	144,683	2.7%
At-Risk	2,080	67.8%	2,634,284	49.2%	2,081	67.8%	2,636,849	49.1%
<b>Students by Instructional Program:</b>								
Bilingual/ESL Education	743	24.2%	1,123,936	21.0%	743	24.2%	1,124,413	20.9%
Gifted and Talented Education	97	3.2%	443,781	8.3%	97	3.2%	443,849	8.3%
Special Education	249	8.1%	595,885	11.1%	249	8.1%	605,043	11.3%
<b>Students with Disabilities by Type of Primary Disability:</b>								
Total Students with Disabilities	249		595,885					
By Type of Primary Disability								
Students with Intellectual Disabilities	96	38.6%	253,352	42.5%				
Students with Physical Disabilities	69	27.7%	127,106	21.3%				
Students with Autism	**	**	83,737	14.1%				
Students with Behavioral Disabilities	58	23.3%	122,624	20.6%				
Students with Non-Categorical Early Childhood	*	*	9,066	1.5%				
<b>Mobility (2019-20):</b>								
Total Mobile Students	394	13.7%	726,083	13.8%				
By Ethnicity:								
African American	122	4.2%	148,832	2.8%				
Hispanic	157	5.5%	372,491	7.1%				
White	102	3.6%	160,748	3.1%				
American Indian	2	0.1%	2,944	0.1%				
Asian	0	0.0%	18,370	0.4%				
Pacific Islander	0	0.0%	1,484	0.0%				
Two or More Races	11	0.4%	21,214	0.4%				
Count and Percent of Special Ed Students who are Mobile	48	17.8%	102,036	16.5%				
Count and Percent of EB Students/EL who are Mobile	43	6.8%	137,410	13.6%				
Count and Percent of Econ Dis Students who are Mobile	293	11.5%	508,900	16.0%				
<b>Student Attrition (2019-20):</b>								
Total Student Attrition	281	13.4%	700,130	16.6%				

Texas Education Agency  
**2020-21 Student Information (TAPR)**  
**LA VEGA ISD (161906) - MCLENNAN COUNTY**

	-Non-Special Education Rates-		-Special Education Rates-	
Student Information	District	State	District	State
<b>Retention Rates by Grade:</b>				
Kindergarten	3.2%	1.4%	12.5%	4.8%
Grade 1	7.6%	1.9%	10.7%	3.2%
Grade 2	4.6%	1.0%	3.6%	1.4%
Grade 3	1.3%	0.5%	0.0%	0.6%
Grade 4	0.0%	0.3%	0.0%	0.4%
Grade 5	0.0%	0.2%	0.0%	0.3%
Grade 6	0.0%	0.2%	0.0%	0.3%
Grade 7	0.0%	0.3%	0.0%	0.3%
Grade 8	0.4%	0.2%	0.0%	0.4%
Grade 9	3.7%	4.7%	5.6%	7.8%

	---- District ----		----- State -----	
	Count	Percent	Count	Percent
<b>Data Quality:</b>				
Underreported Students	4	0.3%	6,039	0.2%

Class Size Averages by Grade and Subject  
(Derived from teacher responsibility records):

Class Size Information	District	State
<b>Elementary:</b>		
Kindergarten	22.4	17.7
Grade 1	17.7	18.0
Grade 2	15.8	18.0
Grade 3	14.9	18.2
Grade 4	16.7	18.3
Grade 5	18.9	19.8
Grade 6	17.8	19.4
<b>Secondary:</b>		
English/Language Arts	15.4	15.7
Foreign Languages	19.8	17.8
Mathematics	17.1	16.9
Science	19.9	17.9
Social Studies	19.3	18.3



Texas Education Agency  
**2020-21 Staff Information (TAPR)**  
**LA VEGA ISD (161906) - MCLENNAN COUNTY**

	----- District -----		----- State -----	
Staff Information	Count	Percent	Count	Percent
Total Staff	477.6	100.0%	745,316.3	100.0%
Professional Staff:	277.5	58.1%	479,219.1	64.3%
Teachers	214.0	44.8%	369,395.4	49.6%
Professional Support	37.0	7.7%	78,787.8	10.6%
Campus Administration (School Leadership)	21.5	4.5%	22,378.5	3.0%
Central Administration	5.0	1.0%	8,657.4	1.2%
Educational Aides:	76.5	16.0%	79,348.7	10.6%
Auxiliary Staff:	123.6	25.9%	186,748.5	25.1%
<b>Librarians and Counselors (Headcount):</b>				
Full-time Librarians	2.0	n/a	4,290.0	n/a
Part-time Librarians	0.0	n/a	582.0	n/a
Full-time Counselors	7.0	n/a	13,211.0	n/a
Part-time Counselors	1.0	n/a	1,126.0	n/a
Total Minority Staff:	204.6	42.8%	384,122.4	51.5%
<b>Teachers by Ethnicity:</b>				
African American	27.3	12.7%	41,186.3	11.1%
Hispanic	37.2	17.4%	104,985.0	28.4%
White	147.5	68.9%	210,367.3	56.9%
American Indian	0.0	0.0%	1,261.0	0.3%
Asian	0.0	0.0%	6,656.1	1.8%
Pacific Islander	0.0	0.0%	618.8	0.2%
Two or More Races	2.0	0.9%	4,320.9	1.2%
<b>Teachers by Sex:</b>				
Males	53.4	25.0%	88,006.1	23.8%
Females	160.6	75.0%	281,389.3	76.2%
<b>Teachers by Highest Degree Held:</b>				
No Degree	1.0	0.5%	4,422.7	1.2%
Bachelors	176.9	82.7%	269,818.0	73.0%
Masters	36.1	16.9%	92,432.5	25.0%
Doctorate	0.0	0.0%	2,722.3	0.7%
<b>Teachers by Years of Experience:</b>				
Beginning Teachers	4.9	2.3%	24,880.4	6.7%
1-5 Years Experience	62.0	29.0%	102,753.7	27.8%
6-10 Years Experience	37.3	17.4%	74,854.8	20.3%
11-20 Years Experience	67.3	31.5%	107,653.1	29.1%

Texas Education Agency  
**2020-21 Staff Information (TAPR)**  
**LA VEGA ISD (161906) - MCLENNAN COUNTY**

	----- District -----		----- State -----	
Staff Information	Count	Percent	Count	Percent
21-30 Years Experience	33.5	15.7%	47,975.4	13.0%
Over 30 Years Experience	9.0	4.2%	11,278.0	3.1%
Number of Students per Teacher	14.3	n/a	14.5	n/a

Staff Information	District	State
<b>Experience of Campus Leadership:</b>		
Average Years Experience of Principals	7.2	6.4
Average Years Experience of Principals with District	7.2	5.5
Average Years Experience of Assistant Principals	4.9	5.5
Average Years Experience of Assistant Principals with District	3.5	4.8
Average Years Experience of Teachers:	12.2	11.2
Average Years Experience of Teachers with District:	6.3	7.2
<b>Average Teacher Salary by Years of Experience (regular duties only):</b>		
Beginning Teachers	\$47,329	\$50,849
1-5 Years Experience	\$46,270	\$53,288
6-10 Years Experience	\$51,711	\$56,282
11-20 Years Experience	\$55,750	\$59,900
21-30 Years Experience	\$59,931	\$64,637
Over 30 Years Experience	\$63,162	\$69,974
<b>Average Actual Salaries (regular duties only):</b>		
Teachers	\$53,073	\$57,641
Professional Support	\$61,443	\$68,030
Campus Administration (School Leadership)	\$73,603	\$83,424
Central Administration	\$132,874	\$109,662
Instructional Staff Percent:	62.7%	64.6%
Turnover Rate for Teachers:	12.6%	14.3%
<b>Staff Exclusions:</b>		
Shared Services Arrangement Staff:		
Professional Staff	0.0	1,136.9
Educational Aides	0.0	194.8
Auxiliary Staff	0.0	397.5
Contracted Instructional Staff:	0.0	5,731.4

Texas Education Agency  
**2020-21 Staff Information (TAPR)**  
**LA VEGA ISD (161906) - MCLENNAN COUNTY**

	----- District -----		----- State -----	
Program Information	Count	Percent	Count	Percent
<b>Teachers by Program (population served):</b>				
Bilingual/ESL Education	1.3	0.6%	22,870.6	6.2%
Career and Technical Education	13.0	6.1%	18,987.7	5.1%
Compensatory Education	25.1	11.7%	10,226.9	2.8%
Gifted and Talented Education	0.0	0.0%	6,558.4	1.8%
Regular Education	158.1	73.9%	262,447.1	71.0%
Special Education	10.6	5.0%	34,862.5	9.4%
Other	5.9	2.7%	13,442.2	3.6%

- Indicates there are no students in the group.

\* Indicates results are masked due to small numbers to protect student confidentiality.

\*\* When only one student disability or assessment group is masked, then the second smallest student disability or assessment group is masked regardless of size.

n/a Indicates data reporting is not applicable for this group.

? Indicates that the data for this item were statistically improbable or were reported outside a reasonable range.

**Link to: [PEIMS Financial Standard Reports 2019-20 Financial Actual Report](#)**

(To open link in a new window, press the "Ctrl" key and click on the link.)

## PUBLIC PARTICIPATION

Presented for:

Board action ☐ Report/Review Only ☒

Supporting documents:

None ☒ Attached ☐ Provided Later ☐

Contact Person(s):

Board President and Dr. Sharon M. Shields

### Background Information:

LVISD POLICY BED (LOCAL) -- Public Participation: At regular meetings the Board shall allot 30 minutes to hear persons who desire to make comments to the Board. Persons who wish to participate in this portion of the meeting shall sign up with the presiding officer or designee before the meeting begins and shall indicate the topic about which they wish to speak.

**Limit on Participation:** Audience participation is limited to the portion of the meeting designated for that purpose. At all other times during a Board meeting, the audience shall not enter into discussion or debate on matters being considered by the Board, unless recognized by the presiding officer. No presentation shall exceed five (5) minutes. Delegations of more than five persons shall appoint one person to present their views before the Board.

Board's Response—Specific factual information or recitation of existing policy may be furnished in response to inquiries, but the Board shall not deliberate or decide regarding any subject that is not included on the agenda posted with notice of the meeting.

**Complaints and Concerns**—Complaints and concerns for which other resolution channels are provided shall be directed through those channels. The presiding officer or designee shall determine whether a person who wishes to address the Board has attempted to solve a matter administratively. If not, the person shall be directed to the appropriate policy to seek resolution before bringing the matter to the Board at a subsequent meeting.

Fiscal Implication:

N/A

Administrative Recommendation:

N/A

[illegible]

## SPECIAL REPORTS

Presented for:

Board action ☐ Report/Review Only ☒

Supporting documents:

None ☐ Attached ☒ Provided Later ☐

Contact Person:

---

N/A

Background Information:

This portion of the meeting is to provide special reports to the Board of Trustees.

Fiscal Implication:

N/A

Administrative Recommendation:

This report is being provided for informational purposes.

This image shows a single sheet of white paper with horizontal blue ruling lines. The lines are evenly spaced and run across the width of the page. There are no margins, text, or other markings on the paper.

## Superintendent's Report

1. **Student Enrollment Report**
2. **Calendar Events**
3. **Other Miscellaneous Items**

Presented for:

Board action ☐ Report/Review Only ☒

Supporting documents:

None ☒ Attached ☐ Provided Later ☐

Contact Person:

Dr. Sharon M. Shields

Background Information:

This portion of the board meeting is reserved to update the Board of Trustees on calendar and miscellaneous items.

Fiscal Implication:

N/A

Administrative Recommendation:

N/A

---

---

---

---

---

---

---

---

---

---

---

---

**House Bill 3 (HB3) Literacy, Math, and College, Career, and Military Readiness (CCMR) Quarterly Progress Report**

Presented for:

Board action ☐ Report/Review Only ☒

Supporting documents:

None ☐ Attached ☐ Provided Later ☒

Contact Person:

Dr. Sharon M. Shields

Dr. Charla Rudd

Background Information:

The EC-Literacy and EC-Math goals are 5-year goals for aggregate student growth on 3rd-grade reading and math STAAR. The CCMR goal is a 5-year goal for aggregate student growth on CCMR readiness indicators evaluated under the student achievement domain. College readiness includes Texas Success Initiative (TSI) score SAT/ACT/TSI Assessments (TSIA) and earned an associate degree prior to graduation or enrolled in college by the fall immediately after high school graduation. Career readiness includes TSI score on SAT/ACT/TSIA and received an industry-based certification/Level I/Level II certificate. Military readiness includes Armed Services Vocational Aptitude Battery (ASVAB) passing score and enlisted in U.S. Armed Forces after graduation. The Board adopted the goals in January of 2021. The report provides a measure of progress.

Fiscal Implication:

None

Administrative Recommendation:

Review only.

Motion:

---

Second:

---

For:

---

Against:

---

Abstain:

---

---

---

---

---

---

---

---

---

---

## CONSENT AGENDA ITEMS

Presented for:

Board action ☒ Report/Review Only ☒

Supporting documents:

None ☐ Attached ☒ Provided Later ☐

Contact Person:

N/A

Background Information:

The consent agenda shall include items of a routine and/or recurring nature grouped together under one action item. For each item listed as part of a consent agenda, the Board shall be furnished with background material. All such items shall be acted upon by one vote without separate discussion, unless a Board member requests that an item be withdrawn for individual consideration. The remaining items shall be adopted under a single motion and vote.

Fiscal Implication:

N/A

Administrative Recommendation:

N/A

Motion:

---

Second:

---

For:

---

Against

---

Abstain:

---

---

---

---

---

---

---

---

---

---

---

---

---

---

---



**Approve Minutes for Meeting(s) Held**

Presented for:

Board action ☒ Report/Review Only ☐

Supporting documents:

None ☐ Attached ☒ Provided Later ☐

Contact Person:

Dr. Sharon M. Shields or Ms. Lori Mynarcik

Background Information:

The Board shall prepare and retain minutes or make a tape recording of each of its open meetings. The minutes shall state the subject matter of each deliberation and shall indicate each vote, order, decision, or other action taken by the Board. The minutes or tapes are public records and shall be made available for public inspection and copying on request to the Superintendent or designee.

Fiscal Implication:

None.

Administrative Recommendation:

Board review and approval.

Motion:

---

Second:

---

For:

---

Against:

---

Abstain:

---

---

---

---

---

---

---

---

---

---

---

---

---

---

---

---



*La Vega Independent School District*  
400 East Loop 340, Waco, Texas 76705  
254-299-6700 ♦ 254-799-8642 FAX

*Office of the Superintendent*

## **La Vega I.S.D. Board of Trustees Minutes of the Regular Meeting January 18, 2022**

**BOARD MEMBERS PRESENT** – Mildred Watkins, Henry C. Jennings, Raymond Koon, Rev. Larry Carpenter, and Brenda Rocha

**BOARD MEMBERS ABSENT** – Randy Devorsky

**SCHOOL PERSONNEL PRESENT** – Dr. Sharon M. Shields, Todd Gooden, James D. Garrett, Chief Kerry Blakemore, and Lori Mynarcik

**OTHERS PRESENT** – Mitchell Carey and Dave Thiel

**CALLED TO ORDER** – Board President Mildred Watkins established a quorum and brought the board meeting to order at 6:00 p.m.

**OPENING CEREMONY** – The Pledges of Allegiance to the United States Flag and the Texas Flag were led by Mr. Todd Gooden, Assistant Superintendent for Personnel and Administration.

**APPROVED LISTING OF AGENDA ITEMS** – Motioned by Mr. Koon and seconded by Mr. Jennings, the Board unanimously approved the listing of agenda items.

**RECOGNITION ITEMS** – The Board of Trustees were recognized in celebration of Texas School Board Recognition Month.

**PUBLIC PARTICIPATION** – Mr. Clinton Kerns addressed the Board of Trustees regarding mask mandates, CRT, and transgender ideology.

**SPECIAL REPORTS** – Board Members received the following special report(s).

**Superintendent's Information to the Board** – Dr. Sharon M. Shields, Superintendent, updated the Board Members on upcoming calendar items and other miscellaneous information.

**APPROVED CONSENT AGENDA ITEMS** - Motioned by Mr. Jennings and seconded by Mr. Koon, the Board unanimously approved the following consent agenda items:

- the minutes for the December 14, 2021 regular board meeting
- the order of election for the May 7, 2022 Board of Trustees election
- the monthly tax collection recap and report

- the job description for Afterschool Program Coordinator
- the revisions to the La Vega ID 2021-2022 Professional Paygrades

**ACTION AND DISCUSSION ITEMS** - The following items were considered, discussed, and/or approved by the Board of Trustees.

**Approved the Procedure for Filling the Vacancy on the La Vega ISD Board of Trustees** – Motioned by Mr. Jennings and seconded by Mr. Koon, the Board Members unanimously approved the procedure for filling the vacancy on the La Vega ISD Board of Trustees. The procedure is to take letters of interest for two weeks, after which time a special board meeting will be called to appoint a person to fill the vacancy until the next election on May 7, 2022.

**Approved Renaming the La Vega High School Media Center** – On a motion by Mr. Koon and seconded by Mr. Jennings, the Board Members unanimously approved the recommendation to rename the La Vega High School Media Center after Mrs. Diane Dietiker, beloved teacher and librarian at La Vega High School, who served the District for 52 years.

**Approved the Monthly Budget Analysis Report** – On a motion by Mr. Jennings and seconded by Mr. Koon, the Board Members unanimously approved the monthly budget analysis report as presented.

**Approved Teacher and Professional Employee Contract Recommendations** – Motioned by Mr. Jennings and seconded by Mr. Koon, the Board of Trustees unanimously approved the following teacher and professional employee contract recommendations: Hailey Chapman, Vanessa Montoya, Dr. Charla Rudd, and Chris Ward.

**CLOSED MEETING** – None

**ADJOURNMENT** - On a motion by Mr. Jennings and seconded by Mr. Koon, the Board of Trustees unanimously agreed to adjourn the meeting at 6:42 p.m. on January 18, 2022.

---

**Date of Board Approval**

---

**President, La Vega I.S.D. Board of Trustees**

---

**Secretary, La Vega I.S.D. Board of Trustees**



*La Vega Independent School District*  
400 East Loop 340, Waco, Texas 76705  
254-299-6700 ♦ 254-799-8642 FAX

*Office of the Superintendent*

**La Vega I.S.D. Board of Trustees  
Minutes of the Special Meeting  
February 2, 2022**

**BOARD MEMBERS PRESENT** – Mildred Watkins, Henry C. Jennings, Raymond Koon, Rev. Larry Carpenter, and Brenda Rocha

**BOARD MEMBERS ABSENT** – Randy Devorsky

**SCHOOL PERSONNEL PRESENT** – Dr. Sharon M. Shields and Lori Mynarcik

**OTHERS PRESENT** – Jesse Watkins, Kyle Devorsky, and Danny Mynarcik

**CALLED TO ORDER** – Board President Mildred Watkins established a quorum and brought the board meeting to order at 6:00 p.m.

**OPENING CEREMONY** – The Pledges of Allegiance to the United States Flag and the Texas Flag were led by Dr. Sharon M. Shields, Superintendent.

**APPROVED THE LISTING OF AGENDA ITEMS** – Motioned by Mr. Jennings and seconded by Mr. Koon, the Board Members unanimously approved the listing of agenda items.

**PUBLIC PARTICIPATION** – None

**SUPERINTENDENT'S REPORT** – Dr. Sharon M. Shields, Superintendent, updated the Board Members on upcoming calendar items and other miscellaneous information.

**ACTION AND DISCUSSION ITEMS** - The following items were considered, discussed, and/or approved by the Board of Trustees.

**Approved Replacement of Board Member for At-Large Position** – On a motion by Mrs. Rocha and seconded by Mr. Jennings, the Board Members unanimously approved the appointment of Mr. Myron Ridge to fill the vacant at-large position on the Board of Trustees until the May 7, 2022 board election.

**CLOSED MEETING** – A closed session of the Board of Trustees was declared at 6:04 p.m. on February 2, 2022 as authorized by the Texas Open Meetings Act, Texas Government Code Section 551.074 to discuss candidates to fill the board vacancy. The closed meeting ended at 6:17 p.m. on February 2, 2022.

**ADJOURNMENT** - On a motion by Mrs. Rocha and seconded by Mr. Jennings, the Board of Trustees unanimously agreed to adjourn the meeting at 6:20 p.m. on February 2, 2022.

---

**Date of Board Approval**

---

**President, La Vega I.S.D. Board of Trustees**

---

**Secretary, La Vega I.S.D. Board of Trustees**

## Monthly Tax Collection Recap and Report

Presented for:

Board action ☒ Report/Review Only ☐

Supporting documents:

None ☐ Attached ☒ Provided Later ☐

Contact Person:

Mr. James Garrett

Background Information:

The District contracts with the McLennan County Tax Office for the collection of the current and delinquent taxes and penalty and interest on those taxes. As part of this service, the Tax Office supplies the District with a monthly cumulative summary of taxes and penalty and interest collected. Attached the Board will find the monthly tax collection recap and report prepared by the Business Office. This report has been reconciled with the summary report received from the tax office.

Fiscal Implication:

N/A

Administrative Recommendation:

It is recommended that the Board approve the Monthly Tax Collection Recap and Report as submitted.

**Motion:**

Second:

For:

Against:

Abstain:

**La Vega ISD**  
**Tax Collection Report**

Current Year M&O Taxes	For Month of	Year to Date
	Jan 2022	Jan 2022
Original Current Roll		\$ 13,277,667
Adjustments	\$ (4,710)	\$ 239,812
Total Adjusted Roll		\$ 13,517,479
Current M&O Taxes Collected	\$ 4,848,606	\$ 8,563,003
Current P & I Collected	\$ -	\$ -
Current Taxes Collected Adjustments		\$ -
Total Current Taxes Collected	\$ 4,848,606	\$ 8,563,003
% of Current Taxes Collected		63.3476%
Current Year I&S Taxes	For Month of	Year to Date
Current I&S Taxes Collected	\$ 1,170,279	\$ 2,066,807
Current P & I Collected	\$ -	\$ -
Current Taxes Collected Adjustments	\$ -	\$ -
Total Current Taxes Collected	\$ 1,170,279	\$ 2,066,807
% of Current Taxes Collected		15.2899%
<b>Total Collections Current</b>	<b>\$ 6,018,885.00</b>	<b>\$ 10,629,810.00</b>
		<b>78.64%</b>
Delinquent M&O Taxes	This Month	Year to Date
Delinquent Taxes Outstanding		\$ 715,254
Adjustments	\$ (13,239)	\$ (40,691)
Total Adjusted Delinquent Roll		\$ 674,563
Delinquent M&O Taxes Collected	\$ 201,955	\$ 265,861
Delinquent P & I Collected	\$ 3,582	\$ 30,249
Attorney Fees Collected		\$ -
Delinquent Taxes Collected Adjustment		
Total Delinquent Balance Collected	\$ 205,537	\$ 296,110
% of of Delinquents Collected		43.8966%
Delinquent I&S Taxes	This Month	Year to Date
Delinquent I&S Taxes Collected	\$ 48,604	\$ 63,749
Delinquent P & I Collected	\$ 807	\$ 6,342
Attorney Fees Collected	\$ -	\$ -
Delinquent Taxes Collected Adjustment	\$ -	\$ -
Total Delinquent Balance Collected	\$ 49,411	\$ 70,090
% of of Delinquents Collected		10.3905%
<b>Total Collections Delinquent</b>	<b>\$ 254,948</b>	<b>\$ 366,200</b>
<b>Grand Total Collections</b>	<b>\$ 6,273,833</b>	<b>\$ 10,996,010</b>
<b>Paid YTD</b>		<b>\$ 10,959,420</b>
<b>Balance Remaining</b>		<b>\$ 3,232,622</b>
		22.78%

## Quarterly Investment Report

Presented for:

Board action ☒ Report/Review Only ☐ Consent Agenda Item ☐

Supporting documents:

None ☐ Attached ☒ Provided Later ☐

Contact Person:

Mr. James D. Garrett

Background Information:

The Business Office prepares an investment report on a quarterly basis for the Board's review and approval. Attached is the report for the current quarter's investments.

Fiscal Implication:

None

Administrative Recommendation:

It is recommended that the Board approve the Quarterly Investment Report.

Motion:

---

Second:

---

For:

---

Against:

---

Abstain:

---

---

---

---

---

---

---

---

---

---

---

---

---

---

---



**LA VEGA INDEPENDENT SCHOOL DISTRICT**  
**INVESTMENT REPORT**  
**DECEMBER 31, 2021**

The District's cash and temporary investment balances and transactions for the quarter ended December 31, 2021 reflect the investment objectives and guidelines expressed in the District's Investment Policy.

The following is a summary of the district's cash and temporary investment position by fund group on December 31, 2021. These funds are liquid and available immediately, subject to outstanding obligations.

	<u>American Bank</u>	<u>TexasTERM</u>	<u>Texas Class</u>	<u>Total</u>
General Fund	\$ 2,129,926	\$ -0-	\$ 12,677,118	\$ 14,807,044
Interest & Sinking	1,960,584	-0-	294,333	2,254,917
Food Service	<u>942,758</u>	<u>43,576</u>	<u>-0-</u>	<u>986,334</u>
Total	\$ 5,033,268	\$ 43,576	\$ 12,971,451	\$ 18,048,295

**Cash**

The District's funds are required to be deposited and invested under the terms of a depository contract pursuant to the School Depository Act and under the guidelines of the Public Funds Investment Act. American Bank of Waco deposits for safekeeping and trust with the District's agent, bank-approved pledged securities in an amount sufficient to protect District funds on a day-to-day basis during the period of the contract.

On December 31, 2021, the balance of the district's bank deposits were \$1,437,881 and \$1,119,997 for the Maintenance and Operations and Interest and Sinking funds, respectively. These balances were covered by FDIC insurance and by collateral held by the District's agent in the District's name. The District's cash balances were properly collateralized or insured at all times during the quarter.

**Temporary Investment Earnings**

Cash balances are held by American Bank, TexasTERM and Texas Class. The following is a summary of each pooled fund group's interest earnings for the first ten-months of the fiscal year, as well as the budgetary comparison:

	<u>As of 12/31/2021</u>	<u>Annual Budget</u>	<u>Over/(Under)</u>
General Fund	\$ 2,944	\$ 20,000	\$ (17,056)
Interest & Sinking	235	-0-	235
Food Service	<u>3</u>	<u>-0-</u>	<u>3</u>
	\$ 3,182	\$ 20,000	\$ (16,818)


**Interest Earnings & Rates**

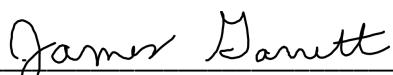
The table depicts the interest earned by each investment category. The District's total earnings from investments were **\$402** for the one-month ended December 31, 2021.


	<u>American Bank</u>	<u>TexasTERM</u>	<u>Texas Class</u>
Average Monthly Yield	0.05%	0.05%	0.1051%

Unfortunately, in the current financial environment, these rates are in line with market conditions, resulting in the earnings reported.

We, the approved Investment Officers of La Vega ISD, hereby certify that the following Investment Report represents the investment position of the district as of December 31, 2021 in compliance with the Board approved Investment Policy, the Public Funds Investment Act (Texas Government Code 2256), and, Generally Accepted Accounting Principles (GAAP).

  
 Dr. Sharon M. Shields, Superintendent of Schools

  
 James D. Garrett, Asst. Superintendent for Finance



## Summary Statement

December 31, 2021

Page 1 of 4

Investor ID: TX-01-0316

0000227-0001427 PDF 373328

**La Vega ISD**  
**400 E Loop 340**  
**Waco, TX 76705**

### Texas CLASS

#### Texas CLASS

Average Monthly Yield: 0.0692%

		Beginning Balance	Contributions	Withdrawals	Income Earned	Income Earned YTD	Average Daily Balance	Month End Balance
TX-01-0316-0001	CAPITAL PROJECTS	0.00	0.00	0.00	0.00	0.00	0.00	0.00
TX-01-0316-0002	INTEREST & SINKING	294,291.71	0.00	0.00	17.32	307.85	294,300.84	294,309.03
TX-01-0316-0003	GENERAL FUND	6,675,752.92	3,000,000.00	0.00	537.59	6,788.23	9,192,152.47	9,676,290.51
<b>TOTAL</b>		<b>6,970,044.63</b>	<b>3,000,000.00</b>	<b>0.00</b>	<b>554.91</b>	<b>7,096.08</b>	<b>9,486,453.31</b>	<b>9,970,599.54</b>



P.O. Box 154068  
Waco, Texas 76715-4068

## Statement Ending 12/31/2021

LAVEGA ISD INTEREST & SINKING





Page 1 of 4

Account Number: XXXXX6063

RETURN SERVICE REQUESTED

LAVEGA ISD INTEREST & SINKING  
400 E LOOP 340  
WACO TX 76705-3420

### Managing Your Accounts

	Bank Name	American Bank, N.A.
	Bank Number	254-412-2000
	Mailing Address	P.O. Box 154068 Waco, TX 76715-4068
	Website	www.ambankwaco.com

### Summary of Accounts

Account Type	Account Number	Ending Balance
PUBLIC FUNDS SCHOOLS	XXXXXX6063	\$1,119,996.84

## PUBLIC FUNDS SCHOOLS-XXXXXX6063

### Account Summary

Date	Description	Amount
12/01/2021	Beginning Balance	\$855,679.60
	23 Credit(s) This Period	\$269,805.90
	1 Debit(s) This Period	\$5,488.66
12/31/2021	Ending Balance	\$1,119,996.84

### Account Activity

Post Date	Description	Debits	Credits	Balance
12/01/2021	Beginning Balance			\$855,679.60
12/02/2021	MCLENNAN COUNTY DISBURSMNT ACH70409 361095		\$4,280.69	\$859,960.29
12/06/2021	MCLENNAN COUNTY DISBURSMNT ACH70527 361271		\$8,593.53	\$868,553.82
12/06/2021	MCLENNAN COUNTY DISBURSMNT ACH70581 361315		\$17,458.11	\$886,011.93
12/07/2021	MCLENNAN COUNTY DISBURSMNT ACH70706 361517		\$3,673.94	\$889,685.87
12/07/2021	MCLENNAN COUNTY DISBURSMNT ACH70645 361440		\$4,833.82	\$894,519.69
12/09/2021	MCLENNAN COUNTY DISBURSMNT ACH70827 361842		\$2,561.50	\$897,081.19
12/09/2021	MCLENNAN COUNTY DISBURSMNT ACH70769 361711		\$13,038.14	\$910,119.33
12/10/2021	MCLENNAN COUNTY DISBURSMNT ACH70950 361900		\$5,242.50	\$915,361.83
12/13/2021	Transfer from xxxxxx6097		\$5,488.66	\$920,850.49
12/15/2021	MCLENNAN COUNTY DISBURSMNT ACH71012 362068		\$8,452.24	\$929,302.73
12/15/2021	MCLENNAN COUNTY DISBURSMNT ACH71077 362155		\$14,493.17	\$943,795.90
12/16/2021	MCLENNAN COUNTY DISBURSMNT ACH71138 362204		\$8,145.16	\$951,941.06
12/17/2021	Transfer from xxxxxx6097		\$5,488.66	\$957,429.72
12/17/2021	MCLENNAN COUNTY DISBURSMNT ACH71195 362379		\$20,105.91	\$977,535.63
12/17/2021	Transfer to xxxxxx6097	\$5,488.66		\$972,046.97
12/20/2021	MCLENNAN COUNTY DISBURSMNT ACH71258 362486		\$27,084.90	\$999,131.87
12/21/2021	MCLENNAN COUNTY DISBURSMNT ACH71322 362698		\$4,510.02	\$1,003,641.89
12/22/2021	MCLENNAN COUNTY DISBURSMNT ACH71379 362779		\$29,272.90	\$1,032,914.79
12/23/2021	MCLENNAN COUNTY DISBURSMNT ACH71443 362873		\$8,928.39	\$1,041,843.18





P.O. Box 154068  
Waco, Texas 76715-4068

RETURN SERVICE REQUESTED

LA VEGA ISD GENERAL  
OPERATING FUND  
400 E LOOP 340  
WACO TX 76705-3420





## Statement Ending 12/31/2021

LA VEGA ISD GENERAL

Page 1 of 116

Account Number: XXXXX6097

### Managing Your Accounts

	Bank Name	American Bank, N.A.
	Bank Number	254-412-2000
	Mailing Address	P.O. Box 154068 Waco, TX 76715-4068
	Website	www.ambankwaco.com

### Summary of Accounts

Account Type	Account Number	Ending Balance
PUBLIC FUNDS SCHOOLS	XXXXXX6097	\$1,437,880.51

## PUBLIC FUNDS SCHOOLS-XXXXXX6097

### Account Summary

Date	Description	Amount
12/01/2021	Beginning Balance	\$5,679,137.76
	124 Credit(s) This Period	\$2,230,716.54
	811 Debit(s) This Period	\$6,471,973.79
12/31/2021	Ending Balance	\$1,437,880.51

### Account Activity

Post Date	Description	Debits	Credits	Balance
12/01/2021	Beginning Balance			\$5,679,137.76
12/01/2021	DEPOSIT # 9106		\$12.00	\$5,679,149.76
12/01/2021	DEPOSIT # 106		\$15.00	\$5,679,164.76
12/01/2021	DEPOSIT # 42		\$141.50	\$5,679,306.26
12/01/2021	DEPOSIT # 9106		\$148.00	\$5,679,454.26
12/01/2021	DEPOSIT # 103		\$207.50	\$5,679,661.76
12/01/2021	DEPOSIT # 2		\$275.50	\$5,679,937.26
12/01/2021	MOBILE/RDC DEPOSIT		\$29.40	\$5,679,966.66
12/01/2021	STRIPE TRANSFER ST-R3R4B9Q0L8O9		\$18.66	\$5,679,985.32
12/01/2021	LA VEGA ISD LOAN PYMNT	\$7,444.27		\$5,672,541.05
12/01/2021	CHECK # 75924	\$208.85		\$5,672,332.20
12/01/2021	CHECK # 76032	\$795.30		\$5,671,536.90
12/01/2021	CHECK # 76066	\$233.28		\$5,671,303.62
12/01/2021	CHECK # 76075	\$7.50		\$5,671,296.12
12/01/2021	CHECK # 76081	\$2,444.30		\$5,668,851.82
12/01/2021	CHECK # 76091	\$5,242.00		\$5,663,609.82
12/02/2021	DEPOSIT # 103		\$4.25	\$5,663,614.07
12/02/2021	DEPOSIT # 106		\$25.00	\$5,663,639.07
12/02/2021	DEPOSIT # 42		\$155.50	\$5,663,794.57
12/02/2021	DEPOSIT # 103		\$191.25	\$5,663,985.82





12/15/20


For the Month Ending December 31, 2021

## Account Statement - Transaction Summary

La Vega Independent School District - LUNCH FUND - 1058-02

TexasDAILY	43,574.74
Opening Market Value	0.61
Purchases	0.00
Redemptions	0.00
Unsettled Trades	0.00
Change in Value	0.00
<b>Grossing Market Value</b>	<b>\$43,575.35</b>
Cash Dividends and Income	0.61

Asset Summary	December 31, 2021	November 30, 2021
TexasDAILY	43,575.35	43,574.74
<b>Total</b>	<b>\$43,575.35</b>	<b>\$43,574.74</b>
Asset Allocation		



TexasDAILY  
100.00%

**Tax Resale Deeds for District Properties**

Presented for:

Board action ☒ Report/Review Only ☐ Consent Agenda Item ☐

Supporting documents:

None ☐ Attached ☒ Provided Later ☐

Contact Person:

Mr. James Garrett

Background Information:

The tax resale deeds for the properties are attached.

Fiscal Implication:

N/A

Administrative Recommendation:

The administrative recommends board approval of the tax resale deeds for district properties.

Motion:

---

Second:

---

For:

---

Against:

---

Abstain:

---

---

---

---

---

---

---

---

---

---

---

---

---

---

---

## SCHEDULE A

Cause # 2004-3393-3; City of Waco and/or Waco Independent School District vs. Fay Lewis et al

Property Address: 526 Booker Avenue

Property Description: Lot 5, Block 6, Lincoln Park Addition to the City of Waco, McLennan County, Texas

Account # 280271010006000

Cause # 2013-2956-3; LaVega Independent School District vs. Webb Bond, et al

Property Address: 918 Matthews Street

Property Description: Lot B1 in Block 11, J. Matthews Subdivision, City of Waco, McLennan County, Texas

Account # 280285010002036

## TAX RESALE DEED

**NOTICE OF CONFIDENTIALITY RIGHTS: IF YOU ARE A NATURAL PERSON, YOU MAY REMOVE OR STRIKE ANY OF THE FOLLOWING INFORMATION FROM ANY INSTRUMENT THAT TRANSFERS AN INTEREST IN REAL PROPERTY BEFORE IT IS FILED FOR RECORD IN THE PUBLIC RECORDS: YOUR SOCIAL SECURITY NUMBER OR YOUR DRIVER'S LICENSE NUMBER.**

**DATE:** \_\_\_\_\_, 202\_

**GRANTOR:** City of Waco, Trustee for itself, LaVega Independent School District and the County of McLennan

**GRANTEE:** *Vicki Calhoun*

**GRANTEE'S MAILING ADDRESS:** *528 Booker, Waco, Texas 76705*

**CONSIDERATION:** *Seven Hundred Eighty-Two and 50/100 Dollars (\$782.50)*

**PROPERTY:** *Lot 5, Block 6, Lincoln Park Addition to the City of Waco, McLennan County, Texas being that property acquired by GRANTOR in Constable's Deed recorded in MCC #2005044452 of the Official Public Records, McLennan County, Texas (Tax Account No. 280271010006000)*

**Property Address:** *526 Booker Avenue, City of Waco, Texas*

**TAX LAWSUIT:** Cause No. 2004-3393-3; City of Waco and/or Waco Independent School District vs. Fay Lewis et al

GRANTOR, for and in consideration of the amount set out above, and subject to the reservations from and exceptions to conveyance, and other good and valuable consideration paid by the GRANTEE, the receipt and sufficiency of which are acknowledged by GRANTOR, has GRANTED, SOLD AND CONVEYED, and by these presents does GRANT, SELL, AND CONVEY to the GRANTEE all of the right, title and interest, of GRANTOR in the PROPERTY acquired by the tax sale held under the TAX LAWSUIT referenced above.

TO HAVE AND TO HOLD all of its right, title and interest in and to the PROPERTY unto the said GRANTEE, the GRANTEE'S successors and assigns forever without warranty of any kind, so that neither the GRANTOR, nor any person claiming under it and them, shall at any time hereafter have, claim or demand any right or title to the PROPERTY, premises or appurtenances, or any part thereof.

GRANTOR excludes and excepts any warranties, express or implied, regarding the PROPERTY, including, without limitation, any warranties arising by common law or Section 5.023 of the Texas Property Code or its successor.

GRANTOR has not made, and does not make, any representations, warranties or covenants of any kind or character whatsoever, whether express or implied with respect to the quality or condition of the PROPERTY, the suitability of the PROPERTY for any and all activities and uses which GRANTEE may conduct thereon, compliance by the PROPERTY with any laws, rules, ordinances or regulations of any applicable governmental authority or habitability, merchantability or fitness for a particular purpose, and specifically, GRANTOR does not make any representations regarding hazardous waste, as defined by the Texas Solid Waste Disposal Act and the regulations adopted thereunder, or the U. S. Environmental Protection Agency regulations, or the disposal of any hazardous or toxic substances in or on the PROPERTY.



The PROPERTY is hereby sold, transferred, and assigned to GRANTEE "as is" and "with all faults".

This conveyance is expressly made subject to property taxes for the tax year 2021 and subsequent years.

This conveyance is expressly subject to any existing right of redemption remaining to the former owner of the PROPERTY under the provisions of law.

This conveyance is expressly subject to all easements and restrictions of record.

When the context requires, singular nouns and pronouns include the plural.

IN TESTIMONY WHEREOF, GRANTOR, pursuant to Section 34.05 of the Texas Property Tax Code, has caused these presents to be executed on the date set forth in the acknowledgement attached hereto, to be effective as of DATE.

CITY OF WACO, TRUSTEE FOR ITSELF


BY:

  
Bradley Ford  
City Manager

ATTEST:



APPROVED AS TO FORM AND LEGALITY:

  
Kathleen Perdon, Sr. Asst. City Attorney

  
Patricia Ervin, Interim City Secretary


THE STATE OF TEXAS


§  
§  
§

COUNTY OF MCLENNAN

BEFORE ME, the undersigned authority, on this day personally appeared Bradley Ford, City Manager of the City of Waco, known to me to be the person whose name is subscribed to the foregoing document, and acknowledged to me that he executed the same for the purposes and consideration therein expressed.

GIVEN UNDER MY HAND AND SEAL OF OFFICE this the 28 day of January, 2022



  
Notary Public, State of Texas

La VEGA INDEPENDENT SCHOOL DISTRICT,  
INDIVIDUALLY AND AS SUCCESSOR IN INTEREST  
TO THE McLENNAN COUNTY EDUCATION DISTRICT

BY: \_\_\_\_\_

Mildred Watkins, President  
Board of Trustees

THE STATE OF TEXAS           §  
   §  
COUNTY OF McLENNAN       §

BEFORE ME, the undersigned authority, on this day personally appeared Mildred Watkins, President of the Board of Trustees of the La Vega Independent School District, known to me to be the person whose name is subscribed to the foregoing document, and acknowledged to me that he executed the same for the purposes and consideration therein expressed.

GIVEN UNDER MY HAND AND SEAL OF OFFICE this the \_\_\_\_\_ day of \_\_\_\_\_, 202\_.

\_\_\_\_\_  
Notary Public, State of Texas

COUNTY OF McLENNAN, TEXAS

BY: \_\_\_\_\_  
Scott M. Felton, County Judge

THE STATE OF TEXAS           §  
   §  
COUNTY OF McLENNAN       §

BEFORE ME, the undersigned authority, on this day personally appeared Scott M. Felton, County Judge of the County of McLennan, Texas, known to me to be the person whose name is subscribed to the foregoing document, and acknowledged to me that he executed the same for the purposes and consideration therein expressed.

GIVEN UNDER MY HAND AND SEAL OF OFFICE this the \_\_\_\_\_ day of \_\_\_\_\_, 202\_.

\_\_\_\_\_  
Notary Public, State of Texas

**After Recording, Return To:**  
*McCreary Law Firm*  
*P.O. Box 1669*  
*Waco, Texas 76703-1669*

## TAX RESALE DEED

**NOTICE OF CONFIDENTIALITY RIGHTS: IF YOU ARE A NATURAL PERSON, YOU MAY REMOVE OR STRIKE ANY OF THE FOLLOWING INFORMATION FROM ANY INSTRUMENT THAT TRANSFERS AN INTEREST IN REAL PROPERTY BEFORE IT IS FILED FOR RECORD IN THE PUBLIC RECORDS: YOUR SOCIAL SECURITY NUMBER OR YOUR DRIVER'S LICENSE NUMBER.**

**DATE:** \_\_\_\_\_, 202\_\_

**GRANTOR:** City of Waco, Trustee for itself, La Vega Independent School District and the County of McLennan

**GRANTEE:** *The State of Texas, acting by and through the Texas Transportation Commission*

**GRANTEE'S MAILING ADDRESS:** *Texas Department of Transportation Facilities Management; Attn: Carlton Bernhard, 150 E. Riverside Drive, North Tower, 4<sup>th</sup> Floor, Austin, Texas 78704*

**CONSIDERATION:** *Twenty-Seven Thousand and NO/100 Dollars (\$27,000.00)*

**PROPERTY:** *Lot B1 in Block 11, J. Matthews Subdivision, City of Waco, McLennan County, Texas being that property acquired by GRANTOR in Constable's Deed recorded in MCC #2015014766 of the Official Public Records, McLennan County, Texas (Tax Account No. 280285010002036)*

**Property Address:** *918 Matthews Street, City of Waco, Texas*

**TAX LAWSUIT:** Cause No. 2013-2956-3; La Vega Independent School District vs. Webb Bond et al

GRANTOR, for and in consideration of the amount set out above, and subject to the reservations from and exceptions to conveyance, and other good and valuable consideration paid by the GRANTEE, the receipt and sufficiency of which are acknowledged by GRANTOR, has GRANTED, SOLD AND CONVEYED, and by these presents does GRANT, SELL, AND CONVEY to the GRANTEE all of the right, title and interest, of GRANTOR in the PROPERTY acquired by the tax sale held under the TAX LAWSUIT referenced above.

TO HAVE AND TO HOLD all of its right, title and interest in and to the PROPERTY unto the said GRANTEE, the GRANTEE'S successors and assigns forever without warranty of any kind, so that neither the GRANTOR, nor any person claiming under it and them, shall at any time hereafter have, claim or demand any right or title to the PROPERTY, premises or appurtenances, or any part thereof.

GRANTOR excludes and excepts any warranties, express or implied, regarding the PROPERTY, including, without limitation, any warranties arising by common law or Section 5.023 of the Texas Property Code or its successor.

GRANTOR has not made, and does not make, any representations, warranties or covenants of any kind or character whatsoever, whether express or implied with respect to the quality or condition of the PROPERTY, the suitability of the PROPERTY for any and all activities and uses which GRANTEE may conduct thereon, compliance by the PROPERTY with any laws, rules, ordinances or regulations of any applicable governmental authority or habitability, merchantability or fitness for a particular purpose, and specifically, GRANTOR does not make any representations regarding hazardous waste, as defined by the Texas Solid Waste Disposal Act and the regulations adopted thereunder, or the U. S. Environmental Protection Agency regulations, or the disposal of any hazardous or toxic substances in or on the PROPERTY.

The PROPERTY is hereby sold, transferred, and assigned to GRANTEE "as is" and "with all faults".

This conveyance is expressly made subject to property taxes for the tax year 2021 and subsequent years.

This conveyance is expressly subject to any existing right of redemption remaining to the former owner of the PROPERTY under the provisions of law.

This conveyance is expressly subject to all easements and restrictions of record.

When the context requires, singular nouns and pronouns include the plural.

IN TESTIMONY WHEREOF, GRANTOR, pursuant to Section 34.05 of the Texas Property Tax Code, has caused these presents to be executed on the date set forth in the acknowledgement attached hereto, to be effective as of DATE.

CITY OF WACO, TRUSTEE FOR ITSELF

BY:

  
Bradley Ford  
City Manager

ATTEST:



  
Patricia Ervin, Interim City Secretary

APPROVED AS TO FORM AND LEGALITY:

  
Kathleen Perdon, Sr. Asst. City Attorney


THE STATE OF TEXAS


§  
§  
§

COUNTY OF MCLENNAN

BEFORE ME, the undersigned authority, on this day personally appeared Bradley Ford, City Manager of the City of Waco, known to me to be the person whose name is subscribed to the foregoing document, and acknowledged to me that he executed the same for the purposes and consideration therein expressed.

GIVEN UNDER MY HAND AND SEAL OF OFFICE this the 28 day of January, 2022



  
Notary Public, State of Texas

La VEGA INDEPENDENT SCHOOL DISTRICT,  
INDIVIDUALLY AND AS SUCCESSOR IN INTEREST  
TO THE McLENNAN COUNTY EDUCATION DISTRICT

BY: \_\_\_\_\_

Mildred Watkins, President  
Board of Trustees

THE STATE OF TEXAS           §  
  §  
COUNTY OF McLENNAN       §

BEFORE ME, the undersigned authority, on this day personally appeared Mildred Watkins, President of the Board of Trustees of the La Vega Independent School District, known to me to be the person whose name is subscribed to the foregoing document, and acknowledged to me that he executed the same for the purposes and consideration therein expressed.

GIVEN UNDER MY HAND AND SEAL OF OFFICE this the \_\_\_\_\_ day of \_\_\_\_\_, 202\_.

\_\_\_\_\_  
Notary Public, State of Texas

COUNTY OF McLENNAN, TEXAS

BY: \_\_\_\_\_  
Scott M. Felton, County Judge

THE STATE OF TEXAS           §  
  §  
COUNTY OF McLENNAN       §

BEFORE ME, the undersigned authority, on this day personally appeared Scott M. Felton, County Judge of the County of McLennan, Texas, known to me to be the person whose name is subscribed to the foregoing document, and acknowledged to me that he executed the same for the purposes and consideration therein expressed.

GIVEN UNDER MY HAND AND SEAL OF OFFICE this the \_\_\_\_\_ day of \_\_\_\_\_, 202\_.

\_\_\_\_\_  
Notary Public, State of Texas

**After Recording, Return To:**  
*McCreary Law Firm*  
*P.O. Box 1669*  
*Waco, Texas 76703-1669*

## Personnel Items

Presented for:

Board action ☒ Report/Review Only ☐

Supporting documents:

None ☒ Attached ☐ Provided Later ☐

*Note: There were no personnel items pending board approval at the time board agendas were finalized.*

Contact Person:

Mr. Todd Gooden

Background Information:

The following personnel items are submitted for board approval.

Fiscal Implication:

N/A

Administrative Recommendation:

N/A

[illegible]

## ACTION / DISCUSSION ITEMS

Presented for:

Board action ☒ Report/Review Only ☐

Supporting documents:

None ☐ Attached ☒ Provided Later ☐

Contact Person:

---

N/A

Background Information:

The following items are included for board discussion and possible action.

Fiscal Implication:

N/A

Administrative Recommendation:

N/A

This image shows a single sheet of white paper with horizontal ruling lines. The lines are evenly spaced and run across the width of the page. There are no margins, text, or other markings on the paper.

**Consider and Possible Action to Approve a Resolution Authorizing Employee Compensation During School Closures Due to Winter Storm**

Presented for:

Board action ☒ Report/Review Only ☐

Supporting documents:

None ☐ Attached ☒ Provided Later ☐

Contact Person:

Dr. Sharon M. Shields

Background Information:

The resolution is attached which contains background information about the authorization for employee compensation during school closures due to the winter storm

Fiscal Implication:

Will be provided at the board meeting.

Administrative Recommendation:

The administration recommends approval of the resolution authorizing employee compensation during school closures due to the winter storm.

Motion:

---

Second:

---

For:

---

Against:

---

Abstain:

---

---

---

---

---

---

---

---

---

---

---

---

---

---



**THE BOARD OF TRUSTEES OF THE  
LA VEGA INDEPENDENT SCHOOL DISTRICT**

**RESOLUTION**

WHEREAS, the recent inclement weather resulted in the closure of all schools and facilities in the La Vega Independent School District (“La Vega ISD”) on February 3, 2022, through February 4, 2022, (a total of two work days) due to dangerous travel conditions, power outages, and for the safety of students and staff and the community as a whole;

WHEREAS employees who are instructed not to report to work may suffer a loss of pay unless the workdays are made up at a later date. The Board concludes that continuing wage payments to all regular employees, contractual and noncontractual, salaried and non-salaried, during the emergency closing caused by inclement weather serves the public purposes of ensuring safety of staff and students, maintaining morale, reducing turnover, and ensuring continuity of District staffing when schools reopen.

**Now therefore it be resolved by the Board that:**

1. All of the above-referenced paragraphs are incorporated into and made part of this resolution; and
2. The Board determines that the District will not require employees to make up work days missed due to closure of school facilities or operations as a result of inclement on February 3, 2022, through February 4, 2022; and
3. The Board finds that a public purpose and a benefit to the LVISD exists to compensate LVISD employees for three work days missed due to closure of school facilities or operations as a result of inclement weather, and that this expenditure is necessary in the conduct of the public schools as provided by Texas Education Code § 45.105(c); and
4. The Board hereby authorizes the Superintendent to identify employees and absences covered by this Resolution, and to take any and all action necessary to fulfill the purposes of this Resolution.

Adopted by the vote of the majority of members of the Board of Trustees of the La Vega ISD present and voting at an open meeting of the Board on the \_\_\_\_ day of February, 2022, at which a quorum was present:

**APPROVED:**

**ATTEST:**

---

President, Board of Trustees

---

Secretary, Board of Trustees

## Monthly Budget Analysis Report

Presented for:

Board action ☒ Report/Review Only ☐

Supporting documents:

None ☐ Attached ☒ Provided Later

Contact Person:

Mr. James Garrett

Background Information:

The District compiles and reports revenue and expenditure data for all funds on a monthly basis. The attached monthly budget analysis reports compare year-to-date revenue and expenditures to the same period from last fiscal year.

Fiscal Implication:

N/A

Administrative Recommendation:

It is recommended that the Board approve the Monthly Budget Analysis Report as submitted.

Motion:

---

Second:

---

For:

---

Against:

---

Abstain:

---

---

---

---

---

---

---

---

---

---

---

---

La Vega Independent School District  
Statement of Unaudited Revenues and Expenditures - Budget vs. Actual

For the Period Ended 01/31/2022

1

		GENERAL FUND - 199									
		(1)	(2)	(3)		(4)		(5)	(6)	(7)	(8)
DATA		2021-2022 ORIGINAL BUD	2021-2022 AMEND BUD	MONTHLY		YEAR-TO-DATE		DIFFERENCE AMEND BUD TO YTD CURR	CY YTD AS % OF BUDGET	PY YTD AS % OF BUDGET	% OF YEAR ELAPSED AS OF 01/31/2022
CONTROL	REVENUES			CURRENT 01/31/2022	PRIOR YR 1/31/2021	CURRENT 01/31/2022	PRIOR YR 1/31/2021				
CODES											
5700	LOCAL	11,457,480	11,542,426	5,107,768	2,904,424	9,046,068	6,725,839	2,496,358	78.37%	61.32%	41.67%
5800	STATE	20,472,204	20,472,204	136,055	167,579	10,075,008	9,865,552	10,397,196	49.21%	44.72%	41.67%
5900	FEDERAL	150,000	150,000	10,339	6,875	137,146	44,426	12,854	91.43%	296.17%	41.67%
5020	TOTAL REVENUES	\$ 32,079,684	32,164,630	\$ 5,254,162	\$ 3,078,879	\$ 19,258,222	\$ 16,635,817	\$ 12,906,408	59.87%	60.09%	41.67%
	EXPENDITURES						\$0				
0011	Instruction	17,502,918	17,574,876	791,351	1,453,539	6,199,603	7,022,532	11,375,273	35.28%	39.29%	41.67%
0012	Instr Resources/Media Services	302,757	302,757	17,160	25,004	89,226	131,577	213,531	29.47%	46.03%	41.67%
0013	Curriculum & Staff Development	567,484	569,484	29,713	30,189	144,793	132,272	424,691	25.43%	25.34%	41.67%
0021	Instructional Leadership	785,799	783,799	62,396	63,793	295,360	300,062	488,439	37.68%	38.15%	41.67%
0023	School Leadership	2,463,633	2,476,633	198,087	222,640	990,573	1,009,642	1,486,060	40.00%	43.33%	41.67%
0031	Guidance, Counseling & Evaluation	824,101	824,101	70,628	68,292	316,469	324,189	507,632	38.40%	36.46%	41.67%
0032	Attendance & Social Services	94,625	94,625	-	-	-	122,059	94,625	0.00%	114.44%	41.67%
0033	Health Services	296,777	296,777	23,555	25,217	122,793	115,792	173,984	41.38%	32.97%	41.67%
0034	Student Transportation	2,037,842	2,037,842	122,163	-	667,819	499,265	1,370,023	32.77%	31.48%	41.67%
0035	Food Services	30,000	30,000	-	8,600	-	28,668	30,000	0.00%	93.83%	41.67%
0036	Extracurricular Activities	1,769,792	1,769,792	134,637	131,446	658,057	667,065	1,111,735	37.18%	40.76%	41.67%
0041	General Administration	1,571,317	1,571,317	135,892	119,010	680,367	593,674	890,950	43.30%	40.18%	41.67%
0051	Plant Maintenance & Operations	3,618,547	3,618,547	217,567	276,423	1,220,613	1,180,342	2,397,934	33.73%	32.48%	41.67%
0052	Security & Monitoring Services	546,854	546,854	42,313	44,937	202,597	215,858	344,257	37.05%	37.03%	41.67%
0053	Data Processing Services	1,253,982	1,253,982	84,499	125,672	599,234	589,994	654,748	47.79%	50.17%	41.67%
0061	Community Services	4,550	4,550	-	-	-	1,029	4,550	0.00%	35.31%	41.67%
0071	Debt Service	281,000	281,000	-	-	55,062	56,286	225,938	19.60%	21.12%	41.67%
0095	Payment to JJAEP	38,000	38,000	86	-	1,330	2,095	36,670	3.50%	2.91%	41.67%
0099	Other Intergovernmental Charges	194,000	194,000	-	-	29,457	29,477	164,543	15.18%	24.16%	41.67%
6030	TOTAL EXPENDITURES	\$ 34,183,978	\$ 34,268,936	\$ 1,930,047	\$ 2,594,762	\$ 12,273,353	\$ 13,021,876	\$21,995,583	35.81%	38.60%	41.67%
1100	Excess (Deficiency) of Revenues Over (Under) Expenditures	\$ (2,104,294)	\$ (2,104,306)	\$ 3,324,115	\$ 484,117	\$ 6,984,869	\$ 3,613,940				
	OTHER FINANCING SOURCES (USES)	(9)	(9)			(9)					
7910	Transfers In										
8910	Transfers Out	\$ -	\$ -	\$ -			\$ -				
	TOTAL OTHER FINANCING SOURCES (USES)										
1200	Net Change in Fund Balance	\$ (2,104,294)	\$ (2,104,306)		(11)	\$ 6,984,869					
100	Fund Balance - Sept. 1	\$ 8,014,492	\$ 8,014,492		(12)	\$ 8,014,492					
3000	Fund Balance - Aug 31 (projected and unadited)	\$ 5,910,198	\$ 5,910,186		(14)	\$ 14,999,361					

(1) **2020-2021 Approved Budget** - The original budget approved by the Board for the 2020-2021 Fiscal Year

(2) **2020-2021 Amend** 05/31/2021

5

(3) **Monthly Current Year vs. Prior Year Revenues and Expenditures** - Cash received(revenues)/disbursed(expenditures) for the current month compared with the same period last year

(4) **Year To Date Current Year vs. Prior Year Revenues and Expenditures** - Cash received(revenues)/disbursed(expenditures) for the current year compared with the same period last year

(5) **Difference Between Amended Budget and Current Year To Date** -365

left to receive(revenues)/disburse(expenditures) for the remainder of the Fiscal Year

(6) **Current Year To Date as A Percent of The 2020-2021 Amended Budget** - The percent of Current Year To Date revenues/expenditures to the 2020-2021 Amended Budget

(7) **Prior Year To Date as A Percent of The 2020-2021 Budget** - Ther percent of Prior Year To Date revenues/expenditures from the 2020-2021 Budget

(8) **Percent of Fiscal Year Elapsed as of The Date of The Report** - The percent of the Fiscal Year which has elapsed for the as of date of the report

(9) **Excess of Revenues Over Expenditures** - The excess (deficiency) of Revenues over (under) expenditures for the Original Budget, Amended Budget and Current Year To Date columns

(10) **Transfers In/Out** - The amount of any transfers made to the Approved Budget, Amended Budget or Current Year To Date Columns

(11) **Net Change In Fund Balance** - The excess or deficiency of revenues over expenditures which would add to or take away from the beginning fund balance

(12) **Fund Balance - September 1** - The District's audited General Fund Balance as of September 1 of the current fiscal year.

(13) **Fund Balance - August 31** - The projected and unaditied General Fund Balance the District would have if revenue and expenditures are equal to the 2020-2021 Approved Budget or Amended Budget

(14) **Fund Balance - August 31** - The projected and unaudited General Fund Balance the District would have if the fiscal year ended on the last day of the month of the report.

La Vega Independent School District  
Statement of Unaudited Revenues and Expenditures - Budget vs. Actual

For the Period Ended 01/31/2022

1

CHILD NUTRITION FUND - 240

		(1)	(2)	(3)		(4)		(5)	(6)	(7)	(8)
DATA CONTROL CODES	REVENUES	2021-2022 ORIGINAL BUD	2021-2022 AMEND BUD	MONTHLY		YEAR-TO-DATE		DIFFERENCE AMEND BUD TO YTD CURR	CY YTD AS % OF BUDGET	PY YTD AS % OF BUDGET	% OF YEAR ELAPSED AS OF 01/31/2022
				CURRENT 01/31/2022	PRIOR YR 1/31/2021	CURRENT 01/31/2022	PRIOR YR 1/31/2021				
5700	LOCAL	84,237	84,237	11,481	11,481	67,174	23,857	17,063	79.74%	15.94%	41.67%
5800	STATE	12,000	12,000	4,611	4,611	23,125	17,340	(11,125)	192.71%	26.15%	41.67%
5900	FEDERAL	2,250,322	2,250,322	175,215	175,215	1,179,152	607,713	1,071,170	52.40%	26.41%	41.67%
7900	OTHER			-	-	-	-	-	#DIV/0!		41.67%
5020	TOTAL REVENUES	\$2,346,559	\$2,346,559	\$191,307	\$191,307	\$1,269,451	648,910	\$1,077,108	54.10%	28.52%	41.67%
	EXPENDITURES										
0011	Instruction			-	-	-	-	-	#DIV/0!		41.67%
0012	Instr Resources/Media Services			-	-	-	-	-	#DIV/0!		41.67%
0013	Curriculum & Staff Development			-	-	-	-	-	#DIV/0!		41.67%
0021	Instructional Leadership			-	-	-	-	-	#DIV/0!		41.67%
0023	School Leadership			-	-	-	-	-	#DIV/0!		41.67%
0031	Guidance, Counseling & Evaluation			-	-	-	-	-	#DIV/0!		41.67%
0032	Attendance & Social Services			-	-	-	-	-	#DIV/0!		41.67%
0033	Health Services			-	-	-	-	-	#DIV/0!		41.67%
0034	Student Transportation			-	-	-	-	-	#DIV/0!		41.67%
0035	Food Services	2,316,559	2,316,559	176,725	176,725	913,575	618,000	1,402,984	39.44%	24.95%	41.67%
0036	Extracurricular Activities			-	-	-	-	-	#DIV/0!		41.67%
0041	General Administration			-	-	-	-	-	#DIV/0!		41.67%
0051	Plant Maintenance & Operations	30,000	30,000	1,032	1,032	4,767	4,151	25,233	15.89%	15.09%	41.67%
0052	Security & Monitoring Services			-	-	-	-	-	#DIV/0!		41.67%
0053	Data Processing Services			-	-	-	-	-	#DIV/0!		41.67%
0061	Community Services			-	-	-	-	-	#DIV/0!		41.67%
0071	Debt Service			-	-	-	-	-	#DIV/0!		41.67%
0081	Facility Acquisition & Construction			-	-	-	-	-	#DIV/0!		41.67%
0095	Payment to JJAEP			-	-	-	-	-	#DIV/0!		41.67%
0099	Other Intergovernmental Charges			-	-	-	-	-	#DIV/0!		41.67%
6030	TOTAL EXPENDITURES	\$2,346,559	\$2,346,559	\$177,757	\$177,757	\$918,342	\$622,151	\$1,428,217	39.14%	27.14%	41.67%
1100	Excess (Deficiency) of Revenues Over (Under) Expenditures	\$0	\$0	\$13,550	\$13,550	\$351,109	\$26,759				
	OTHER FINANCING SOURCES (USES)	(9)	(9)			(9)					
7910	Transfers In										
8910	Transfers Out			\$0	\$0	\$0	\$0				
	TOTAL OTHER FINANCING SOURCES (USES)										
1200	Net Change in Fund Balance	\$0	\$0		(11)	\$351,109					
100	Fund Balance - Sept. 1	\$851,475	\$851,475		(12)	\$851,475					
3000	Fund Balance - Aug 31 (projected and unadited)		\$851,475		(14)	\$1,202,584					

La Vega Independent School District  
Statement of Unaudited Revenues and Expenditures - Budget vs. Actual

For the Period Ended

01/31/2022

1

DEBT SERVICE FUND - 511

DATA CONTROL CODES	REVENUES	(1)	(2)	(3)		(4)		(5)	(6)	(7)	(8)
		2021-2022 ORIGINAL BUD	2021-2022 AMEND BUD	MONTHLY		YEAR-TO-DATE		DIFFERENCE AMEND BUD TO YTD CURR	CY YTD AS % OF BUDGET	PY YTD AS % OF BUDGET	% OF YEAR ELAPSED AS OF 01/31/2022
				CURRENT 01/31/2022	PRIOR YR 1/31/2021	CURRENT 01/31/2022	PRIOR YR 1/31/2021				
5700	LOCAL	2,549,803	2,549,803	505,113	659,121	1,432,445	1,563,642	1,117,358	56.18%	69.12%	41.67%
5800	STATE	-	-	-	-	116,628	84,697	(116,628)	#DIV/0!	24.44%	41.67%
5900	FEDERAL	279,750	279,750	-	-	-	132,629	279,750	0.00%	47.41%	41.67%
7900	OTHER	-	-	-	-	-	-	-	#DIV/0!	#DIV/0!	41.67%
5020	TOTAL REVENUES	\$ 2,829,553	\$ 2,829,553	\$ 505,113	\$ 659,121	\$ 1,549,073	\$ 1,780,968	\$ 1,280,480	54.75%	60.52%	41.67%
	EXPENDITURES										
0011	Instruction		-	-	-	-	-	-	#DIV/0!	#DIV/0!	41.67%
0012	Instr Resources/Media Services		-	-	-	-	-	-	#DIV/0!	#DIV/0!	41.67%
0013	Curriculum & Staff Development		-	-	-	-	-	-	#DIV/0!	#DIV/0!	41.67%
0021	Instructional Leadership		-	-	-	-	-	-	#DIV/0!	#DIV/0!	41.67%
0023	School Leadership		-	-	-	-	-	-	#DIV/0!	#DIV/0!	41.67%
0031	Guidance, Counseling & Evaluation		-	-	-	-	-	-	#DIV/0!	#DIV/0!	41.67%
0032	Attendance & Social Services		-	-	-	-	-	-	#DIV/0!	#DIV/0!	41.67%
0033	Health Services		-	-	-	-	-	-	#DIV/0!	#DIV/0!	41.67%
0034	Student Transportation		-	-	-	-	-	-	#DIV/0!	#DIV/0!	41.67%
0035	Food Services		-	-	-	-	-	-	#DIV/0!	#DIV/0!	41.67%
0036	Extracurricular Activities		-	-	-	-	-	-	#DIV/0!	#DIV/0!	41.67%
0041	General Administration		-	-	-	-	-	-	#DIV/0!	#DIV/0!	41.67%
0051	Plant Maintenance & Operations		-	-	-	-	-	-	#DIV/0!	#DIV/0!	41.67%
0052	Security & Monitoring Services		-	-	-	-	-	-	#DIV/0!	#DIV/0!	41.67%
0053	Data Processing Services		-	-	-	-	-	-	#DIV/0!	#DIV/0!	41.67%
0061	Community Services		-	-	-	-	-	-	#DIV/0!	#DIV/0!	41.67%
0071	Debt Service	2,557,414	2,557,414	608,180	-	608,986	133,435	1,948,428	23.81%	4.99%	41.67%
0081	Facility Acquisition & Construction		-	-	-	-	-	-	#DIV/0!	#DIV/0!	41.67%
0095	Payment to JJAEP		-	-	-	-	-	-	#DIV/0!	#DIV/0!	41.67%
0099	Other Intergovernmental Charges		-	-	-	-	-	-	#DIV/0!	#DIV/0!	41.67%
6030	TOTAL EXPENDITURES	\$ 2,557,414	\$ 2,557,414	\$ 608,180	\$ -	\$ 608,986	\$ 133,435	\$ 1,948,428	23.81%	4.93%	41.67%
1100	Excess (Deficiency) of Revenues Over (Under) Expenditures	\$ 272,139	\$ 272,139	\$ (103,067)	\$ 659,121	\$ 940,087	\$ 1,647,533				
	OTHER FINANCING SOURCES (USES)	(9)	(9)			(9)					
7910	Transfers In		\$ -	\$ -	\$ -	\$ -	\$ -				
8910	Transfers Out		\$ -	\$ -	\$ -	\$ -	\$ -				
	TOTAL OTHER FINANCING SOURCES (USES)										
1200	Net Change in Fund Balance	\$ 272,139	\$ 272,139		(11)	\$ 940,087					
100	Fund Balance - Sept. 1	\$ 3,773,224	\$ 3,773,224		(12)	\$ 3,773,224					
100	Less: Committed Fund Balance - Sept. 1		\$ (3,184,490)			\$ (3,184,490)					
3000	Fund Balance - Aug 31 (projected and unaudited)	\$ 4,045,363	\$ 860,873		(14)	\$ 1,528,821					
3000	Less: Committed Fund Balance-Aug 31										
	Available Fund Balance (projected and unaudited)	(14) \$ 4,045,363	\$ 860,873			\$ 1,528,821					

## Consider Teacher and Professional Employee Contract Recommendations

Presented for:

Board action ☒ Report/Review Only ☐

Supporting documents:

None ☐ Attached ☒ Provided Later ☐

Contact Person:

Mr. Todd Gooden

Background Information:

The Board of Trustees of any independent school district may employ by contract a superintendent, a principal or principals, teachers, or other executive officers for a term not to exceed the maximum specified in this section. In those independent school districts with a scholastic population of fewer than 5,000, the term of such contracts shall not exceed three years. The personnel department, campus principals, and management teams interview and check references on each applicant who makes application to become a member of the staff of the La Vega Independent School District.

Fiscal Implication:

Personnel salaries are a budgeted item.

Administrative Recommendation:

Board approval of the contract recommendations as presented.

Motion:

---

Second:

---

For:

---

Against:

---

Abstain:

---

---

---

---

---

---

---

---

## ***LV Personnel Recommendations for employees***

The following employees are recommended for employment for the 2022- 2023 school years.

Name	Assignment
Kelsey Sanders	Math Teacher LVHS Replacing: Chris Ward (transfer)

I hereby authorize the administration to utilize my signature stamp to issue contracts to personnel and approve resignations as recommended herein.

---

President, La Vega ISD Board of Trustees  
February 15, 2022



## Consider Administrator Contract Recommendations

Presented for:

Board action ☒ Report/Review Only ☐

Supporting documents:

None ☐ Attached ☒ Provided Later ☐

Contact Person:

Mr. Todd Gooden

Background Information:

Administrator contract renewals are regularly considered at the February board meeting.

Fiscal Implication:

N/A

Administrative Recommendation:

It is recommended that the Board Members approve the contract recommendations as presented.

Motion:

---

Second:

---

For:

---

Against:

---

Abstain:

---

---

---

---

---

---

---

---

---

---

---

---

---

---

---

---

# ADMINISTRATOR CONTRACT RECOMMENDATIONS

The following individuals are recommended for contracts as indicated below:

<i>Name</i>	<i>Assignment</i>	<i>Contract Type</i>	<i>Contract Length</i>
Carlisle, Dr. Charlotte	Cohort Asst. Principal LVHS	Administrator One Year Term	One (1) year; 215 days 07-01-2022 ~ 06-30-2023
Connor, Randi	Instructional Facilitator LVPS	Administrator One Year Term	One (1) year; 202 days 07-01-2022 ~ 06-30-2023
Crain, Maurea	Asst. Principal for Student Services LVIS – HPM	Administrator One Year Term	One (1) year; 215 days 07-01-2022 ~ 06-30-2023
Ellis, Virginia	Principal LVJH – George Dixon Campus	Administrator Multiple Year Term	Two (2) years; 221 days 07-01-2022 ~ 06-30-2024
Foster, Dr. Andreia	Director of Opportunity Culture FRC	Administrator One Year Term	One (1) year; 215 days 07-01-2022 ~ 06-30-2023
Franks, Heather	Instructional Facilitator LVIS – H.P. Miles Campus	Administrator One Year Term	One (1) year; 202 days 07-01-2022 ~ 06-30-2023
Garrett, James	Asst. Superintendent for Finance Administration	Administrator Multiple Year Term	Two (2) years; 221 days 07-01-2022 ~ 06-30-2024
Gibson, Sandra	Principal LVHS	Administrator Multiple Year Term	Two (2) years; 221 days 07-01-2022 ~ 06-30-2024
Gooden, Todd	Asst. Superintendent for Personnel Administration	Administrator Multiple Year Term	Two (2) years; 226 days 07-01-2022 ~ 06-30-2024
Gravitt, Tommi	Asst. Principal for ECHS ECHS	Administrator One Year Term	One (1) year; 215 days 07-01-2022 ~ 06-30-2023

I hereby authorize the administration to utilize my signature stamp to issue contracts to personnel as recommended herein.

---

President, La Vega ISD Board of Trustees

February 15, 2022

# ADMINISTRATOR CONTRACT RECOMMENDATIONS

The following individuals are recommended for contracts as indicated below:

Gulliford, Devin	Asst. Principal for Student Services LVIS – H.P. Miles Campus	Administrator One Year Term	One (1) year; 215 days 07-01-2022 ~ 06-30-2023
Heath, Stacy	Asst. Director of Special Ed Special Education Dept.	Non-Certified One Year Term	One (1) year; 202 days 07-01-2022 ~ 06-30-2023
Hicks, Gene	Cohort Asst. Principal LVHS	Administrator One Year Term	One (1) year; 215 days 07-01-2022 ~ 06-30-2023
Hyde, Don	Asst. Athletic Director/ Head Football Coach LVHS	Dual Assignment Two Year Term	Two (2) years; 226 days 07-01-2022 ~ 06-30-2024
Johnson, Dr. Peggy	Director of Bilingual Ed & Sp. Programs Administration	Administrator Multiple Year Term	Two (2) years; 226 days 07-01-2022 ~ 06-30-2024
Klander, Laura	Asst. Principal for Student Services LVE	Administrator One Year Term	One (1) year; 215 days 07-01-2022 ~ 06-30-2023
Kubacak, Christopher	Asst. Principal for Student Services LVPS	Administrator One Year Term	One (1) year; 215 days 07-01-2022 ~ 06-30-2023
Peebles, Justin	Director of Technology Technology Dept.	Non-Certified One Year Term	One (1) year; 226 days 07-01-2022 ~ 06-30-2023
Rizo, Kristi	Principal LVIS – H.P. Miles Campus	Administrator Multiple Year Term	Two (2) years; 217 days 07-01-2022 ~ 06-30-2024
Rudd, Dr. Charla	Chief Academic Officer for Acct. Administration	Administrator Multiple Year Term	Two (2) years; 226 days 07-01-2022 ~ 06-30-2024
Scott Stewart, Shaunte	Principal LVE	Administrator Multiple Year Term	Two (2) years; 217 days 07-01-2022 ~ 06-30-2024

I hereby authorize the administration to utilize my signature stamp to issue contracts to personnel as recommended herein.

\_\_\_\_\_  
President, La Vega ISD Board of Trustees

February 15, 2022

# ADMINISTRATOR CONTRACT RECOMMENDATIONS

The following individuals are recommended for contracts as indicated below:

Seawright, Lisa	Principal LVPS	Administrator Multiple Year Term	Two (2) years; 217 days 07-01-2022 ~ 06-30-2024
Sellers, Brenda	Instructional Facilitator LVE	Administrator One Year Term	One (1) year; 202 days 07-01-2022 ~ 06-30-2023
Tubbs, Nathaniel	Director of Music/Head Band LVHS	Administrator Multiple Year Term	Two (2) years; 215 days 07-01-2022 ~ 06-30-2024
Villa, James	Cohort Asst. Principal LVHS	Administrator One Year Term	One (1) year; 215 days 07-01-2022 ~ 06-30-2023
Ward, Angela	Director of Special Education Special Education Dept.	Administrator Multiple Year Term	Two (2) years; 226 days 07-01-2022 ~ 06-30-2024
Ward, Chris	Cohort Asst. Principal LVHS	Administrator One Year Term	One (1) year; 215 days 07-01-2022 ~ 06-30-2023
Whatley, James	Asst. Principal for Student Services LVE	Administrator One Year Term	One (1) year; 215 days 07-01-2022 ~ 06-30-2023
Williams, Willie	Director of Athletics LVHS	Administrator Multiple Year Term	Two (2) years; 207 days 07-01-2022 ~ 06-30-2023
Woods, Adam	Asst. Principal for Student Services LVJH	Administrator One Year Term	One (1) year; 215 days 07-01-2022 ~ 06-30-2023

I hereby authorize the administration to utilize my signature stamp to issue contracts to personnel as recommended herein.

---

President, La Vega ISD Board of Trustees

February 15, 2022

**CLOSED MEETING**

Presented for:

Board action ☐ Report/Review Only ☒

Supporting documents:

None ☒ Attached ☐ Provided Later ☒

Contact Person:

Board President

Background Information:

The Board may enter into a closed meeting after the following requirements have been met:

1. A quorum of the Board has first been convened in open meeting for which notice has been given.
2. The presiding officer has publicly announced in open meeting that a closed meeting will be held.
3. The presiding officer has identified the section or sections of the Open Meetings Act or other applicable statutes that authorize the holding of such closed meeting.

Fiscal Implication:

N/A

Administrative Recommendation:

N/A

A closed meeting was declared:

\_\_\_\_\_ Beginning Time

\_\_\_\_\_ Date

\_\_\_\_\_ Sections of the Texas Government Code

\_\_\_\_\_ Ending Time

**ADJOURNMENT**

Motion: \_\_\_\_\_

Second: \_\_\_\_\_

For: \_\_\_\_\_

Against: \_\_\_\_\_

Abstain: \_\_\_\_\_

Date and Time: \_\_\_\_\_