

**Medina Valley ISD Board of Trustees
Regular Meeting**

{{Date }} at 6:30 PM

Medina Valley ISD Central Office Board Room, 8449 FM 471 S, Castroville, TX 78009

Notice is hereby given that on **December 16, 2021** the **Board of Trustees of the Medina Valley Independent School District** will hold a **Regular Board Meeting at 6:30 PM at {{Location: Meeting Location.}}** The subjects to be discussed are listed on the agenda which is attached to and made part of this notice.

Members of the public who desire to address the Board during Public Comments will need to sign up to speak prior to the start of the meeting by providing their name, and the topic they wish to address to the Board on the sign in sheet provided. At Regular Board Meetings the Board of Trustees shall permit public comment on any topic. At all other Board Meetings public comments will be limited to items on the agenda posted with the notice of the meeting. All public comments are limited to 5 minutes.

If it is determined that during the meeting an item on the agenda that can be legally discussed in closed session be removed from the open session and discussed in closed session, the board may elect to discuss such agenda item in closed session in accordance with the Texas Open Meetings Act, Government Code, Chapter 551, Subchapters D and E. Before convening into Closed Meeting the Presiding Officer will announce the time and identify the section or sections of this chapter under which the closed meeting is held. All final votes, actions, or decisions shall be taken in open meeting. The Presiding Officer will announce the date and time for the end of the Closed Meeting before resuming the Open Meeting.

If you have a disability, please advise the school district about special arrangements that may allow you to fully participate in this meeting by calling Medina Valley ISD at 830-931-2243.

For Medina Valley ISD Board of Trustees:

Scott Caloss ED.D., Superintendent of Schools

Medina Valley ISD
Regular Meeting
December 16, 2021

{{Name: Agenda Item Name}}

I. **First Order of Business**

- A Establish a Quorum
- B Pledge of Allegiance to the Flag followed by a moment of silence
- C **Public Hearing Concerning the Financial Integrity Rating System of Texas (FIRST)**
 - 1 Discussion Concerning the Financial Integrity Rating System of Texas (FIRST)
 - 2 Public Comments Regarding FIRST Report

II. **Announcements/Communications/Presentations**

- A MVISD Teachers of the Year
- B CTE Annual Report 4
- C Financial Briefing 10
- D Superintendent Briefing 28

III. **Public Comment**

At Regular Board Meetings the Board shall permit public comment on any topic. At all other Board Meetings public comments will be limited to items on the agenda posted with the notice of the meeting. All Public Comments are limited to 5 minutes.

IV. **Discussion and Possible Action Items**

A **Consent Agenda Items**

- 1 Minutes of Regular Board Meeting on November 15, 2021 32
- 2 Donations 35
- 3 Out of State Travel Request 37

4	Superintendent's Report on Budgeted Purchases of Goods/Services in Excess of \$50,000	
B	Consider recommendation from the Redistricting Advisory Committee regarding revision of single-member district boundaries after the 2020 Census.	38
C	Consider Library Equity Plan	50
D	Consider Long-Range Technology Plan	59
E	Consider Appointment of Members to the Safe and Supportive School Program (SSSP) Team	73
F	Consider Resolution to Withdraw from Texas Teacher Retirement System ActiveCare	75
G	Consider Procurement Method and Project Schedule for Elementary #6	100

V. Closed Session

A Personnel Matters (TX Govt. Code Section 551.074)

- 1 Appointment, Employment, Evaluation, Reassignment, Duties, Discipline, and Dismissal of a Public Officer or Employee
- 2 Discussion Regarding Potential Additional Employee Stipends

B Deliberation Regarding Real Property (TX Govt. Code Section 551.072)

- ##### **C Pursuant to Texas Government Code, Section 551.071, consultation in closed session with district's attorney regarding legal issues related to the adoption of a plan for redistricting the single-member trustee election districts after the 2020 Census.**

VI. Continued Discussion and Possible Action Items

- A Consider and Take Possible Action on Additional Employee Stipends
- B Consider professional contract recommendations
- C Consideration of future meeting dates

VII. Adjournment

Career and Technical Education By The Numbers

FTE Report

Year	First Six Weeks	Second Six Weeks	Third Six Weeks	Fourth Six Weeks	Fifth Six Weeks	Sixth Six Weeks	Refined Total	Covid-19 Adjusted Refined Total
2018	391.970	391.562	386.266	376.205	376.779	376.097	383.147	
2019	490.350	482.541	480.693	475.011	468.505	463.268	476.728	
2020	543.863	536.034	527.987	523.170	Covid-19	Covid-19	532.763	532.916
2021							608.205	553.137
2022	742.765	747.638						

Funding

Year	AA	Required Spending	Total Revenue	Required to be Spent on CTE
2017-18	\$5,448	58%	\$2,820,517	\$1,635,900
2018-19	\$5,416	58%	\$3,490,687	\$2,024,598
2019-20	\$6,160	55%	\$4,437,086	\$2,440,397
2020-21	\$6,160	55%	\$4,599,902	\$2,529,946
2021-22	\$6,160	55%	\$6,527,963	\$3,590,380

Teachers

Year	# of Teachers*
2017-18	20
2018-19	21
2019-20	33
2020-21	35

*Count includes those teaching at least one CTE class.

IBCs Earned By Year


Year	# Certifications
2017-18	218
2018-19	543
2019-20	239
2020-21	272

2020 - 2021 School Year Auto Generated Indicator Codes

CTE Indicator Code	08	09	10	11	12	Total	%
7 CTE Program Completer	0	0	0	26	134	160	8.30%
6 CTE Program Concentrator	0	1	141	239	315	696	36.10%
E CTE Program Explorer	1	233	294	184	61	773	40.09%
5 CTE Program Participant	7	221	48	17	5	299	15.51%
Total	8	455	483	466	515	1,928	100%
Percent	0.41%	23.60%	25.05%	24.17%	26.71%	100%	



CTE Historical Cluster Enrollment



	2014-2015	2015-2016	2016-2017	2017-2018	2018-2019	2019-2020	2020-2021	2021-2022
Ag Science	371	405	423	433	478	560	655	639
Audio/Video Communications	247	301	335	462	501	544	611	565
Automotive Technology	108	120	126	120	136	141	163	242
Business	365	430	494	644	861	797	717	765
Career Prep	67	62	36	51	71	72	65	65
Construction Technology	124	155	160	174	178	176	158	165
CyberSecurity							110	139
Debate					16	34	36	26
Family & Consumer Sciences	257	252	295	269	339	764	816	1001
Journalism (AV Communications)				42	69	37	33	22
Patient Care Technician							15	56
Science Credit	192	194	233	269	241	312	361	401
CTE Enrollment	1731	1919	2102	2464	2890	3437	3740	4086
High School Population	1159	1236	1367	1429	1560	1634	1756	1945

Robotics 7		65	107
Robotics 8		65	
Technology Applications 8		484	
Principles of Applied Engineering			213
Principles of Audio/Video			371
Principles of Human Services		76	146
CTE MS Enrollment (total)		690	837
CTE Enrollment (funded only)		76	730

AGRICULTURE, FOOD, AND NATURAL RESOURCES

- OSHA 30 Hour General Industry
- AWS SENSE Welding Level 1
- Texas Floral Design Level 1
- ServSafe Food Manager

ARTS, AV TECHNOLOGY & COMMUNICATIONS

- ACA Photoshop • ACA Animate
- ACA Illustrator • ACA Premiere Pro

AUTO TECH

- ASE Brakes
- ASE Engine Performance
- ASE Engine Repair
- ASE Suspension & Steering
- ASE Electrical
- ASE Heating & AC
- ASE Manual Drive Train & Axles
- ASE Automatic Transmission/Transaxles

BUSINESS & FINANCE

- MOS Word Specialist
- MOS Excel Specialist
- Intuit QuickBooks Certified User

CONSTRUCTION

- NCCER Core
- NCCER Carpentry
- AutoDesk Certified User Revit Architecture

EDUCATION & TRAINING

- Educational Aide I

PATIENT CARE TECHNICIAN

- Certified Nurses Assistant
- Certified Phlebotomy Technician
- Certified EKG Technician
- Certified Medical Assistant

STEM - ENGINEERING

- AutoDesk Certified User AutoCAD
- AutoDesk Certified User Inventor

Students will be given
the opportunity to earn
certifications in these
areas



INSIGHT



EXPERIENCE



SUCCESS



MEDINA VALLEY INDEPENDENT SCHOOL DISTRICT

Brand Name

Career and Technical Education

Location

Medina Valley Independent School District
8449 FM 471 South
Castroville, TX 78009

Summary Line

Helping Students Become College and
Career Ready

Tone of Voice

Formal, Informative, Professional,
Educational

Career and Technical Education (CTE) is an academic program designed to provide an authentic learning experience through technology-rich curriculum and skill application through real-world opportunities. The goal is for high school students to create a balanced four-year plan that prepares students for success after graduation.

Mission Statement

The purpose of the Career and Technical Education Department is to recognize the needs of a diverse student population and to assist students in gaining skills to become competitive, independent, productive citizens in a global economy. Students will be given opportunities to maximize their fullest potential through quality instruction linked to business and industry, career guidance, and active student leadership organizations.

CTE Priorities

- Every CTE student will participate in innovative and engaging learning experiences incorporating career exploration and 21st-century Workplace Readiness Skills.
- CTE students will have the opportunity to engage with business, industry, and community organizations.
CTE students will be provided the opportunity to achieve industry credentials and/or college credits.
- CTE teachers will possess the skills, knowledge, and credentials needed to deliver a state-of-the-art program.
- CTE will maintain current and relevant curriculum in order to meet the needs of a competitive workforce.
- CTE programs must maintain well maintained, state-of-the-art equipment that meets current industry standards.

Color Selection Process


There are **3 different endorsements** offered under the CTE program at Medina Valley Independent School District which include:



Business and
Industry



Public Service



Science, Technology,
Engineering, Math

An endorsement allows students to learn more about a particular subject area, similar to a college major. Considering there are 10 different programs of study and 18 different pathways that fall under these endorsements, different colors were carefully selected to represent the three endorsements. Furthermore, the color for the CTE program as a whole was also carefully chosen.

1. **Business and Industry: Blue**

The color blue was chosen as it is associated with success, unity, intelligence, and stability - all which can be use to represent the business industry.

2. **Public Service: Red**

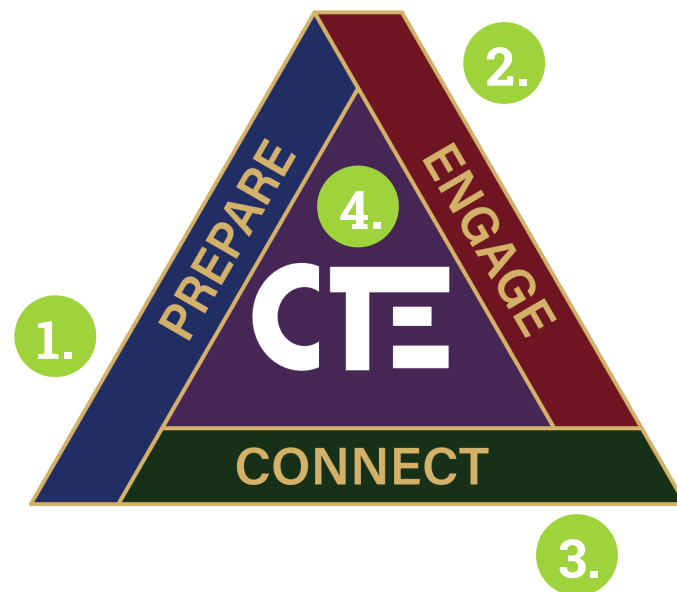
The color red was chosen as it is associated with passion, love, determination and courage - a perfect representation for this endorsement as it includes studies in the medical and teaching industry.

3. **Science, Technology, Engineering and Math: Green**

The color green was chosen as it is associated with vitality, environment, energy, renewal and growth - representing this endorsement.

4. **Career and Technical Education: Purple**

The color purple was chosen as it is associated with creativity, inspiration and wisdom which are all values of the CTE program.



ADVISORY COMMITTEE GOALS 2021-22

- Review Labor Market Information for the Alamo & Middle Rio Grande Regions
- Review survey data
- Recommendations for existing & future programs
- Review/Update CTE Mission, Goals, & Priorities
- Review/Update 5-Year Plan

RECOMMENDATIONS

1. Continue to improve existing facilities and update equipment
2. Continue to develop Curriculum Maps/Pacing Guides for ALL CTE classes
3. Hire two CTE Specialists:
 - Support instruction through observations, coaching, and by providing feedback to CTE teachers regarding all aspects of instruction, student engagement, and classroom environment.
 - Assist CTE teachers with designing and implementing instructional differentiation practices for special populations, to include special education and English learners.
 - Collaborate with Curriculum Department, CTE teachers, and district/campus administration to design and provide professional learning aligned to individual teacher needs, district initiatives, and CTE best practices for teaching and learning.
 - Coach CTE teachers through collection and evaluation of student performance data to close achievement gaps and improve instructional practices.
 - Improve success rate on Industry Based Certifications (IBC).



NOVEMBER 2021
MEDINA VALLEY INDEPENDENT SCHOOL DISTRICT
GENERAL FUND FINANCIAL STATEMENT

<u>Estimated Revenues</u>	<u>Original Budget</u>	<u>Current Budget</u>	<u>Current Period Actual</u>	<u>YTD Actual</u>	<u>Estimated Revenue/ Encumbrance</u>	<u>Total Estimated Rev/Expense</u>	<u>Balance</u>	<u>Current Year Percent Recognized</u>	<u>Prior Year Percent Recognized</u>
5700 Local Revenues	\$ 26,409,029	\$ 26,409,029	\$ 2,028,519	\$ 2,239,282	\$ -	\$ 2,239,282	\$ (24,169,747)	8.48%	4.14%
5800 State Program Revenues	\$ 34,153,847	\$ 34,153,847	\$ 3,255,192	\$13,940,578	\$ -	\$ 13,940,578	\$ (20,213,269)	40.82%	41.01%
5900 Federal Revenues	\$ 1,125,000	\$ 1,125,000	\$ 45,723	\$ 49,551	\$ -	\$ 49,551	\$ (1,075,449)	4.40%	15.40%
Total Revenues	\$ 61,687,876	\$ 61,687,876	\$ 5,329,434	\$16,229,411	\$ -	\$ 16,229,411	\$ (45,458,465)	26.31%	26.22%
Proposed Appropriations									
11 Instruction	\$ 35,644,742	\$ 35,644,742	\$ 2,869,212	\$ 8,799,476	\$ 24,875,848	\$ 33,675,323	\$ 1,969,418	24.69%	24.64%
12 Media Services	\$ 618,711	\$ 618,711	\$ 32,185	\$ 108,454	\$ 291,406	\$ 399,860	\$ 218,851	17.53%	28.40%
13 Staff Development	\$ 831,301	\$ 831,301	\$ 36,105	\$ 200,594	\$ 372,627	\$ 573,222	\$ 258,079	24.13%	20.67%
21 Instruct. Leadership	\$ 838,867	\$ 838,867	\$ 60,745	\$ 181,686	\$ 519,754	\$ 701,440	\$ 137,427	21.66%	21.04%
23 School Leadership	\$ 3,214,638	\$ 3,214,638	\$ 266,858	\$ 784,819	\$ 2,238,397	\$ 3,023,216	\$ 191,421	24.41%	25.47%
31 Counseling	\$ 2,452,309	\$ 2,452,309	\$ 188,130	\$ 568,462	\$ 1,614,847	\$ 2,183,309	\$ 269,000	23.18%	24.98%
32 Social Work Services	\$ 658,837	\$ 658,837	\$ 45,484	\$ 136,218	\$ 394,676	\$ 530,894	\$ 127,943	20.68%	24.50%
33 Health Services	\$ 642,758	\$ 642,758	\$ 71,478	\$ 204,387	\$ 594,374	\$ 798,761	\$ (156,003)	31.80%	28.86%
34 Student Transportation	\$ 3,726,221	\$ 3,726,221	\$ 309,495	\$ 994,794	\$ 2,875,422	\$ 3,870,217	\$ (143,996)	26.70%	22.65%
35 Food Service	\$ 45,000	\$ 45,000	\$ -	\$ -	\$ 45,000	\$ 45,000	\$ -	0.00%	48.47%
36 Extracurricular Activities	\$ 2,020,263	\$ 2,020,263	\$ 188,684	\$ 487,320	\$ 1,003,300	\$ 1,490,620	\$ 529,643	24.12%	20.23%
41 General Admin	\$ 1,843,421	\$ 1,843,421	\$ 147,144	\$ 543,297	\$ 1,180,808	\$ 1,724,105	\$ 119,316	29.47%	25.46%
51 Maint. Operations	\$ 6,676,793	\$ 6,676,793	\$ 534,125	\$ 1,948,986	\$ 3,359,319	\$ 5,308,305	\$ 1,368,488	29.19%	24.06%
52 Security/Monitoring	\$ 581,689	\$ 581,689	\$ 12,774	\$ 56,559	\$ 412,765	\$ 469,324	\$ 112,365	9.72%	15.33%
53 Data Processing	\$ 1,452,641	\$ 1,452,641	\$ 74,771	\$ 431,247	\$ 717,131	\$ 1,148,379	\$ 304,262	29.69%	35.35%
61 Community Services	\$ 24,686	\$ 24,686	\$ 1,037	\$ 2,373	\$ 6,849	\$ 9,222	\$ 15,464	9.61%	26.54%
81 Facilities Construction	\$ -	\$ -	\$ -	\$ -	\$ -	\$ -	\$ -	0.00%	2.41%
95 JJAEP	\$ 5,000	\$ 5,000	\$ -	\$ -	\$ -	\$ -	\$ 5,000	0.00%	0.00%
99 Intergovernmental	\$ 410,000	\$ 410,000	\$ -	\$ 103,413	\$ 284,838	\$ 388,251	\$ 21,749	25.22%	24.01%
Totals	\$ 61,687,876	\$ 61,687,876	\$ 4,838,225	\$15,552,087	\$ 40,787,362	\$ 56,339,449	\$ 5,348,427	25.21%	24.56%
Current Year Estimated Surplus/Deficit									
	\$ -	\$ -							
Beginning Fund Balance	\$ 24,252,521	\$ 24,252,521							
Est. Ending Fund Balance	\$ 24,252,521	\$ 24,252,521							

NOVEMBER 2021
MEDINA VALLEY INDEPENDENT SCHOOL DISTRICT
GENERAL FUND FINANCIAL STATEMENT
(Realized Expenses)

<u>Estimated Revenues</u>	<u>Current Budget</u>	<u>September</u>	<u>October</u>	<u>November</u>	<u>1st Quarter</u>	<u>YTD Actual</u>	<u>Balance</u>
5700 Local Revenues	\$ 26,409,029	\$ 85,417	\$ 125,346	\$ 2,028,519	\$ 2,239,282	\$ 2,239,282	\$ 24,169,747
5800 State Program Revenues	\$ 34,153,847	\$ 4,871,231	\$ 5,814,155	\$ 3,519,240	\$ 14,204,626	\$ 14,204,626	\$ 19,949,221
5900 Federal Revenues	\$ 1,125,000	\$ 1,241	\$ 2,587	\$ 45,723	\$ 49,551	\$ 49,551	\$ 1,075,449
Total Revenues	\$ 61,687,876	\$ 4,957,889	\$ 5,942,088	\$ 5,593,482	\$ 16,493,459	\$ 16,493,459	\$ 45,194,417

<u>Proposed Appropriations</u>							
11 Instruction	\$ 35,644,742	\$ 2,899,879	\$ 3,030,385	\$ 2,869,212	\$ 8,799,476	\$ 8,799,476	\$ 26,845,266
12 Media Services	\$ 618,711	\$ 44,061	\$ 32,209	\$ 32,185	\$ 108,454	\$ 108,454	\$ 510,257
13 Staff Development	\$ 831,301	\$ 112,972	\$ 51,518	\$ 36,105	\$ 200,594	\$ 200,594	\$ 630,707
21 Instruct. Leadership	\$ 838,867	\$ 57,017	\$ 63,925	\$ 60,745	\$ 181,686	\$ 181,686	\$ 657,181
23 School Leadership	\$ 3,214,638	\$ 254,772	\$ 263,189	\$ 266,858	\$ 784,819	\$ 784,819	\$ 2,429,818
31 Counseling	\$ 2,452,309	\$ 194,886	\$ 185,446	\$ 188,130	\$ 568,462	\$ 568,462	\$ 1,883,847
32 Social Work Services	\$ 658,837	\$ 45,392	\$ 45,343	\$ 45,484	\$ 136,218	\$ 136,218	\$ 522,619
33 Health Services	\$ 642,758	\$ 65,508	\$ 67,401	\$ 71,478	\$ 204,387	\$ 204,387	\$ 438,371
34 Student Transportation	\$ 3,726,221	\$ 358,633	\$ 326,667	\$ 309,495	\$ 994,794	\$ 994,794	\$ 2,731,427
35 Food Service	\$ 45,000	\$ -	\$ -	\$ -	\$ -	\$ -	\$ 45,000
36 Extracurricular Activities	\$ 2,020,263	\$ 132,103	\$ 166,533	\$ 188,684	\$ 487,320	\$ 487,320	\$ 1,532,943
41 General Admin	\$ 1,843,421	\$ 200,833	\$ 195,320	\$ 147,144	\$ 543,297	\$ 543,297	\$ 1,300,124
51 Maint. Operations	\$ 6,676,793	\$ 882,043	\$ 532,818	\$ 534,125	\$ 1,948,986	\$ 1,948,986	\$ 4,727,807
52 Security/Monitoring	\$ 581,689	\$ 17,849	\$ 25,936	\$ 12,774	\$ 56,559	\$ 56,559	\$ 525,130
53 Data Processing	\$ 1,452,641	\$ 160,227	\$ 196,249	\$ 74,771	\$ 431,247	\$ 431,247	\$ 1,021,394
61 Community Services	\$ 24,686	\$ 658	\$ 678	\$ 1,037	\$ 2,373	\$ 2,373	\$ 22,313
81 Facilities Construction	\$ -	\$ -	\$ -	\$ -	\$ -	\$ -	\$ -
95 JJAEP	\$ 5,000	\$ -	\$ -	\$ -	\$ -	\$ -	\$ 5,000
99 Intergovernmental	\$ 410,000	\$ 103,413	\$ -	\$ -	\$ 103,413	\$ 103,413	\$ 306,587
Totals	\$ 61,687,876	\$ 5,530,245	\$ 5,183,616	\$ 4,838,225	\$ 15,552,087	\$ 15,552,087	\$ 46,135,789

3 Month Average

\$ 5,184,029

NOVEMBER 2021
MEDINA VALLEY INDEPENDENT SCHOOL DISTRICT
GENERAL FUND FINANCIAL STATEMENT

TAX COLLECTIONS

	Tax Levy/ Beginning Balance	Cumulative Adjustment	Adjusted Levy	Current Month Collections	YTD Collections	YTD Discount	YTD Other Adjustment	Uncollected Balance	Current Year Collections	Prior Year Collections
<u>M&O Taxes</u>										
2021 Tax Levy	\$ 26,815,022	\$ 6,961	\$ 26,821,983	\$ 1,897,714	\$ 1,906,900	\$ -	\$ -	\$ 24,915,083	7.11%	\$ -
Delinquent Tax Years	\$ 1,162,573	\$ (35,261)	\$ 1,127,312	\$ 77,111	\$ 168,406	\$ (1,578)	\$ -	\$ 957,328	14.94%	\$ -
	<u>\$ 27,977,595</u>	<u>\$ (28,300)</u>	<u>\$ 27,949,295</u>	<u>\$ 1,974,825</u>	<u>\$ 2,075,306</u>	<u>\$ (1,578)</u>	<u>\$ -</u>	<u>\$ 25,872,411</u>	<u>7.43%</u>	<u>\$ -</u>
<u>I&S Taxes</u>										
2021 Tax Levy	\$ 14,521,400		\$ 14,521,400	\$ 1,027,444	\$ 1,032,418	\$ -	\$ -	\$ 13,488,982	7.11%	\$ -
Delinquent Tax Years	\$ 473,728	\$ (19,808)	\$ 453,921	\$ 38,532	\$ 78,768	\$ (627)	\$ -	\$ 374,526	17.35%	\$ -
	<u>\$ 14,995,128</u>	<u>\$ (19,808)</u>	<u>\$ 14,975,321</u>	<u>\$ 1,065,976</u>	<u>\$ 1,111,186</u>	<u>\$ (627)</u>	<u>\$ -</u>	<u>\$ 13,863,508</u>	<u>7.42%</u>	<u>\$ -</u>
<u>Total Tax Collections</u>										
2021 Tax Levy	\$ 41,336,422	\$ 6,961	\$ 41,343,383	\$ 2,925,158	\$ 2,939,318	\$ -	\$ -	\$ 38,404,065	7.11%	\$ -
Delinquent Tax Years	\$ 1,636,301	\$ (55,069)	\$ 1,581,233	\$ 115,643	\$ 247,174	\$ (2,205)	\$ -	\$ 1,331,854	15.63%	\$ -
	<u>\$ 42,972,723</u>	<u>\$ (48,108)</u>	<u>\$ 42,924,616</u>	<u>\$ 3,040,801</u>	<u>\$ 3,186,492</u>	<u>\$ (2,205)</u>	<u>\$ -</u>	<u>\$ 39,735,919</u>	<u>7.42%</u>	<u>\$ -</u>

TAX COLLECTIONS SUMMARY

	Current Year				Prior Year			
	Budget	Current Month	YTD	% Collected	Budget	Current Month	YTD	% Collected
<u>M&O Collections</u>								
Current Year Tax	\$ 25,856,274	\$ 1,897,714	\$ 1,906,900	7.37%	\$ 20,631,077	\$ 686,681	\$ 686,681	0.00%
Delinquent Tax Years	\$ 200,000	\$ 77,111	\$ 168,406	84.20%	\$ 200,000	\$ (3,053)	\$ 86,025	43.01%
Interest	\$ 197,756	\$ 20,562	\$ 43,557	22.03%	\$ 200,000	\$ 4,371	\$ 30,711	15.36%
	<u>\$ 26,254,030</u>	<u>\$ 1,995,387</u>	<u>\$ 2,118,863</u>	<u>8.07%</u>	<u>\$ 21,031,077</u>	<u>\$ 687,999</u>	<u>\$ 803,417</u>	<u>3.82%</u>
<u>I&S Collections</u>								
Current Year Tax	\$ 12,982,853	\$ 1,027,444	\$ 1,032,418	7.95%	\$ 12,083,706	\$ 372,657	\$ 372,657	3.08%
Delinquent Tax Years	\$ 100,000	\$ 38,532	\$ 78,768	78.77%	\$ 100,000	\$ (1,052)	\$ 35,846	35.85%
Interest	\$ 100,000	\$ 9,938	\$ 19,225	19.23%	\$ 100,000	\$ 1,922	\$ 12,110	12.11%
	<u>\$ 13,182,853</u>	<u>\$ 1,075,914</u>	<u>\$ 1,130,411</u>	<u>8.57%</u>	<u>\$ 12,283,706</u>	<u>\$ 373,527</u>	<u>\$ 420,613</u>	<u>3.42%</u>
<u>Total Tax Collections</u>								
Current Year Tax	\$ 38,839,127	\$ 2,925,158	\$ 2,939,318	7.57%	\$ 32,714,783	\$ 1,059,338	\$ 1,059,338	3.24%
Delinquent Tax Years	\$ 300,000	\$ 115,643	\$ 247,174	82.39%	\$ 300,000	\$ (4,105)	\$ 121,871	40.62%
Interest	\$ 297,756	\$ 30,500	\$ 62,782	21.09%	\$ 300,000	\$ 6,293	\$ 42,821	14.27%
	<u>\$ 39,436,883</u>	<u>\$ 3,071,301</u>	<u>\$ 3,249,274</u>	<u>8.24%</u>	<u>\$ 33,314,783</u>	<u>\$ 1,061,526</u>	<u>\$ 1,224,030</u>	<u>3.67%</u>

NOVEMBER 2021
MEDINA VALLEY INDEPENDENT SCHOOL DISTRICT
GENERAL FUND FINANCIAL STATEMENT
(Realized Only)

<u>M&O</u> <u>Collections</u>	<u>Adjusted Levy</u>	<u>September</u>	<u>October</u>	<u>November</u>	<u>1ST QUARTER</u>	<u>YTD</u>	<u>Percent Collected</u>
2020-21 Tax Collections	\$ 26,821,983	\$ -	\$ 9,184	\$ 1,897,714	\$ 1,906,898	\$ 1,906,898	0.00%
Delinquent Tax Years	\$ 1,127,312	\$ 17,437	\$ 73,858	\$ 77,111	\$ 168,406	\$ 168,406	14.94%
	\$ 27,949,295	\$ 17,437	\$ 83,042	\$ 1,974,825	\$ 2,075,304	\$ 2,075,304	7.43%
						<u>YTD</u>	<u>Remaining Months</u>
Prior Year CY Tax Collections	\$ -	\$ -	\$ -	\$ 686,681	\$ 686,681	\$ 686,681	\$ 21,046,840
Delinquent Tax Years	\$ 882,861	\$ 64,906	\$ 24,172	\$ (3,053)	\$ 86,025	\$ 151,089	\$ 74,876
	\$ 882,861	\$ 64,906	\$ 24,172	\$ 683,628	\$ 772,706	\$ 837,770	\$ 21,121,716

<u>I&S</u> <u>Collections</u>	<u>Adjusted Levy</u>	<u>September</u>	<u>October</u>	<u>November</u>	<u>1ST QUARTER</u>	<u>YTD</u>	<u>Percent Collected</u>
2020-21 Tax Collections	\$ 14,521,400	\$ -	\$ 4,973	\$ 1,027,444	\$ 1,032,417	\$ 1,032,417	0.00%
Delinquent Tax Years	\$ 453,921	\$ 6,754	\$ 33,482	\$ 38,532	\$ 78,768	\$ 78,768	17.35%
	\$ 14,975,321	\$ 6,754	\$ 38,455	\$ 1,065,976	\$ 1,111,185	\$ 1,111,185	7.42%

<u>Total Tax</u> <u>Collections</u>	<u>Adjusted Levy</u>	<u>September</u>	<u>October</u>	<u>November</u>	<u>1ST QUARTER</u>	<u>YTD Actual</u>	<u>Percent Collected</u>
2020-21 Tax Collections	\$ 41,343,383	\$ -	\$ 14,157	\$ 2,925,158	\$ 2,939,315	\$ 2,939,315	0.00%
Delinquent Tax Years	\$ 1,581,233	\$ 24,191	\$ 107,340	\$ 115,643	\$ 247,174	\$ 247,174	15.63%
	\$ 42,924,616	\$ 24,191	\$ 121,497	\$ 3,040,801	\$ 3,186,489	\$ 3,186,489	7.42%

NOVEMBER 2021
MEDINA VALLEY INDEPENDENT SCHOOL DISTRICT
GENERAL FUND FINANCIAL STATEMENT
(Wages and Benefits Realized Expenses)

<u>Appropriations</u>	<u>Current Budget</u>	<u>September</u>	<u>October</u>	<u>November</u>	<u>1st Quarter</u>	<u>YTD Actual</u>	<u>Balance</u>
11 Instruction	\$ 33,542,046	\$ 2,807,718	\$ 2,782,327	\$ 2,783,989	\$ 8,374,033	\$ 8,374,033	\$ 25,168,013
12 Media Services	\$ 571,511	\$ 32,299	\$ 31,223	\$ 31,564	\$ 95,087	\$ 95,087	\$ 476,424
13 Staff Development	\$ 517,960	\$ 44,580	\$ 35,949	\$ 34,922	\$ 115,451	\$ 115,451	\$ 402,509
21 Instruct. Leadership	\$ 728,375	\$ 53,593	\$ 53,974	\$ 54,033	\$ 161,601	\$ 161,601	\$ 566,774
23 School Leadership	\$ 3,026,713	\$ 250,866	\$ 256,258	\$ 254,521	\$ 761,645	\$ 761,645	\$ 2,265,068
31 Counseling	\$ 2,236,966	\$ 178,706	\$ 177,374	\$ 177,712	\$ 533,792	\$ 533,792	\$ 1,703,174
32 Social Work Services	\$ 653,955	\$ 45,392	\$ 45,343	\$ 45,244	\$ 135,978	\$ 135,978	\$ 517,976
33 Health Services	\$ 620,058	\$ 64,656	\$ 67,181	\$ 68,721	\$ 200,558	\$ 200,558	\$ 419,500
34 Student Transportation	\$ 2,550,721	\$ 231,318	\$ 258,999	\$ 247,745	\$ 738,062	\$ 738,062	\$ 1,812,659
35 Food Service	\$ 45,000	\$ -	\$ -	\$ -	\$ -	\$ -	\$ 45,000
36 Extracurricular Activities	\$ 917,590	\$ 72,273	\$ 74,569	\$ 75,501	\$ 222,343	\$ 222,343	\$ 695,248
41 General Admin	\$ 1,331,745	\$ 126,745	\$ 149,182	\$ 122,349	\$ 398,276	\$ 398,276	\$ 933,469
51 Maint. Operations	\$ 3,993,464	\$ 310,431	\$ 331,407	\$ 330,976	\$ 972,813	\$ 972,813	\$ 3,020,651
52 Security/Monitoring	\$ 192,529	\$ 10,914	\$ 10,818	\$ 10,824	\$ 32,556	\$ 32,556	\$ 159,973
53 Data Processing	\$ 1,005,741	\$ 74,109	\$ 67,677	\$ 69,126	\$ 210,912	\$ 210,912	\$ 794,829
61 Community Services	\$ 20,906	\$ 544	\$ 549	\$ 536	\$ 1,630	\$ 1,630	\$ 19,276
81 Facilities Construction	\$ -	\$ -	\$ -	\$ -	\$ -	\$ -	\$ -
Totals	\$ 51,955,280	\$ 4,304,144	\$ 4,342,830	\$ 4,307,764	\$ 12,954,737	\$ 12,954,737	\$ 39,000,543
3 Month Average					\$ 4,318,246		

NOVEMBER 2021
MEDINA VALLEY INDEPENDENT SCHOOL DISTRICT
GENERAL FUND FINANCIAL STATEMENT
(Contracted Services Realized Expenses)

<u>Appropriations</u>	<u>Current Budget</u>	<u>September</u>	<u>October</u>	<u>November</u>	<u>1st Quarter</u>	<u>YTD Actual</u>	<u>Balance</u>
11 Instruction	\$ 588,847	\$ 1,643	\$ 66,180	\$ 33,479	\$ 101,302	\$ 101,302	\$ 487,546
12 Media Services	\$ -	\$ -	\$ -	\$ -	\$ -	\$ -	\$ -
13 Staff Development	\$ 156,380	\$ 61,574	\$ 6,726	\$ -	\$ 68,300	\$ 68,300	\$ 88,080
21 Instruct. Leadership	\$ 27,615	\$ -	\$ 2,272	\$ 3,441	\$ 5,713	\$ 5,713	\$ 21,902
23 School Leadership	\$ 40,625	\$ -	\$ 25	\$ 2,796	\$ 2,821	\$ 2,821	\$ 37,804
31 Counseling	\$ 122,666	\$ 1,520	\$ 60	\$ 6,420	\$ 8,000	\$ 8,000	\$ 114,666
32 Social Work Services	\$ 240	\$ -	\$ -	\$ 240	\$ 240	\$ 240	\$ -
33 Health Services	\$ 4,000	\$ -	\$ -	\$ -	\$ -	\$ -	\$ 4,000
34 Student Transportation	\$ 72,000	\$ 1,533	\$ 14,366	\$ 2,345	\$ 18,244	\$ 18,244	\$ 53,756
35 Food Service	\$ -	\$ -	\$ -	\$ -	\$ -	\$ -	\$ -
36 Extracurricular Activities	\$ 279,617	\$ 5,285	\$ 28,645	\$ 13,482	\$ 47,411	\$ 47,411	\$ 232,206
41 General Admin	\$ 216,543	\$ 9,659	\$ 6,792	\$ 9,168	\$ 25,619	\$ 25,619	\$ 190,924
51 Maint. Operations	\$ 1,679,684	\$ 33,968	\$ 153,516	\$ 147,764	\$ 335,248	\$ 335,248	\$ 1,344,436
52 Security/Monitoring	\$ 340,210	\$ 6,935	\$ 1,118	\$ 1,951	\$ 10,003	\$ 10,003	\$ 330,207
53 Data Processing	\$ 23,383	\$ -	\$ 6,397	\$ 77	\$ 6,474	\$ 6,474	\$ 16,909
61 Community Services	\$ -	\$ -	\$ -	\$ -	\$ -	\$ -	\$ -
81 Facilities Construction	\$ -	\$ -	\$ -	\$ -	\$ -	\$ -	\$ -
95 JJAEP	\$ 5,000	\$ -	\$ -	\$ -	\$ -	\$ -	\$ 5,000
99 Intergovernmental	\$ 410,000	\$ 103,413	\$ -	\$ -	\$ 103,413	\$ 103,413	\$ 306,587
Totals	\$ 3,966,810	\$ 225,530	\$ 286,097	\$ 221,161	\$ 732,788	\$ 732,788	\$ 3,234,022
3 Month Average					\$ 244,263		

NOVEMBER 2021
MEDINA VALLEY INDEPENDENT SCHOOL DISTRICT
GENERAL FUND FINANCIAL STATEMENT
(Supplies and Materials Realized Expenses)

<u>Appropriations</u>	<u>Current Budget</u>	<u>September</u>	<u>October</u>	<u>November</u>	<u>1st Quarter</u>	<u>YTD Actual</u>	<u>Balance</u>
11 Instruction	\$ 1,418,227	\$ 84,571	\$ 180,359	\$ 43,752	\$ 308,682	\$ 308,682	\$ 1,109,545
12 Media Services	\$ 45,035	\$ 11,761	\$ 821	\$ 166	\$ 12,748	\$ 12,748	\$ 32,287
13 Staff Development	\$ 62,193	\$ -	\$ 740	\$ -	\$ 740	\$ 740	\$ 61,453
21 Instruct. Leadership	\$ 41,983	\$ 558	\$ 5,608	\$ 961	\$ 7,126	\$ 7,126	\$ 34,856
23 School Leadership	\$ 92,787	\$ 3,877	\$ 3,536	\$ 2,153	\$ 9,565	\$ 9,565	\$ 83,221
31 Counseling	\$ 68,980	\$ 14,660	\$ 4,452	\$ 800	\$ 19,912	\$ 19,912	\$ 49,068
32 Social Work Services	\$ 4,643	\$ -	\$ -	\$ -	\$ -	\$ -	\$ 4,643
33 Health Services	\$ 16,425	\$ 364	\$ 221	\$ 2,717	\$ 3,301	\$ 3,301	\$ 13,124
34 Student Transportation	\$ 546,000	\$ 36,101	\$ 57,522	\$ 67,225	\$ 160,848	\$ 160,848	\$ 385,152
35 Food Service	\$ -	\$ -	\$ -	\$ -	\$ -	\$ -	\$ -
36 Extracurricular Activities	\$ 212,158	\$ 1,958	\$ 37,941	\$ 22,896	\$ 62,796	\$ 62,796	\$ 149,362
41 General Admin	\$ 121,809	\$ 17,250	\$ 16,378	\$ 4,523	\$ 38,151	\$ 38,151	\$ 83,658
51 Maint. Operations	\$ 374,316	\$ 33,641	\$ 46,899	\$ 22,758	\$ 103,298	\$ 103,298	\$ 271,018
52 Security/Monitoring	\$ 46,300	\$ -	\$ 14,000	\$ -	\$ 14,000	\$ 14,000	\$ 32,300
53 Data Processing	\$ 356,782	\$ 86,107	\$ 122,175	\$ 5,568	\$ 213,851	\$ 213,851	\$ 142,931
61 Community Services	\$ 1,380	\$ -	\$ -	\$ -	\$ -	\$ -	\$ 1,380
81 Facilities Construction	\$ -	\$ -	\$ -	\$ -	\$ -	\$ -	\$ -
95 JJAEP	\$ -	\$ -	\$ -	\$ -	\$ -	\$ -	\$ -
99 Intergovernmental	\$ -	\$ -	\$ -	\$ -	\$ -	\$ -	\$ -
Totals	\$ 3,409,017	\$ 290,849	\$ 490,651	\$ 173,519	\$ 955,019	\$ 955,019	\$ 2,453,998
3 Month Average					\$ 318,340		

NOVEMBER 2021
MEDINA VALLEY INDEPENDENT SCHOOL DISTRICT
GENERAL FUND FINANCIAL STATEMENT
(Travel and Misc. Realized Expenses)

<u>Appropriations</u>	<u>Current Budget</u>	<u>September</u>	<u>October</u>	<u>November</u>	<u>1st Quarter</u>	<u>YTD Actual</u>	<u>Balance</u>
11 Instruction	\$ 83,005	\$ 5,947	\$ 1,519	\$ 7,993	\$ 15,459	\$ 15,459	\$ 67,546
12 Media Services	\$ 2,165	\$ -	\$ 164	\$ 455	\$ 619	\$ 619	\$ 1,546
13 Staff Development	\$ 94,768	\$ 6,817	\$ 8,103	\$ 1,183	\$ 16,102	\$ 16,102	\$ 78,666
21 Instruct. Leadership	\$ 40,894	\$ 2,865	\$ 2,071	\$ 2,309	\$ 7,246	\$ 7,246	\$ 33,648
23 School Leadership	\$ 54,513	\$ 30	\$ 3,370	\$ 7,387	\$ 10,788	\$ 10,788	\$ 43,726
31 Counseling	\$ 23,697	\$ -	\$ 3,561	\$ 3,198	\$ 6,758	\$ 6,758	\$ 16,939
32 Social Work Services	\$ -	\$ -	\$ -	\$ -	\$ -	\$ -	\$ -
33 Health Services	\$ 2,275	\$ 488	\$ -	\$ 40	\$ 528	\$ 528	\$ 1,748
34 Student Transportation	\$ 7,500	\$ 89,681	\$ (4,220)	\$ (7,820)	\$ 77,641	\$ 77,641	\$ (70,141)
35 Food Service	\$ -	\$ -	\$ -	\$ -	\$ -	\$ -	\$ -
36 Extracurricular Activities	\$ 370,345	\$ 30,759	\$ 25,378	\$ 46,805	\$ 102,942	\$ 102,942	\$ 267,402
41 General Admin	\$ 173,324	\$ 47,179	\$ 22,968	\$ 11,104	\$ 81,252	\$ 81,252	\$ 92,072
51 Maint. Operations	\$ 504,329	\$ 456,483	\$ 997	\$ 1,971	\$ 459,450	\$ 459,450	\$ 44,879
52 Security/Monitoring	\$ 2,650	\$ -	\$ -	\$ -	\$ -	\$ -	\$ 2,650
53 Data Processing	\$ 4,860	\$ 11	\$ -	\$ -	\$ 11	\$ 11	\$ 4,849
61 Community Services	\$ 2,400	\$ 114	\$ 128	\$ 501	\$ 743	\$ 743	\$ 1,657
81 Facilities Construction	\$ -	\$ -	\$ -	\$ -	\$ -	\$ -	\$ -
95 JJAEP	\$ -	\$ -	\$ -	\$ -	\$ -	\$ -	\$ -
99 Intergovernmental	\$ -	\$ -	\$ -	\$ -	\$ -	\$ -	\$ -
Totals	\$ 1,366,724	\$ 640,374	\$ 64,039	\$ 75,125	\$ 779,538	\$ 779,538	\$ 587,186
3 Month Average					\$ 259,846		

NOVEMBER 2021
MEDINA VALLEY INDEPENDENT SCHOOL DISTRICT
GENERAL FUND FINANCIAL STATEMENT
(Capital Outlay Realized Expenses)

<u>Appropriations</u>	<u>Current Budget</u>	<u>September</u>	<u>October</u>	<u>November</u>	<u>1st Quarter</u>	<u>YTD Actual</u>	<u>Balance</u>
11 Instruction	\$ 12,616	\$ -	\$ -	\$ -	\$ -	\$ -	\$ 12,616
12 Media Services	\$ -	\$ -	\$ -	\$ -	\$ -	\$ -	\$ -
13 Staff Development	\$ -	\$ -	\$ -	\$ -	\$ -	\$ -	\$ -
21 Instruct. Leadership	\$ -	\$ -	\$ -	\$ -	\$ -	\$ -	\$ -
23 School Leadership	\$ -	\$ -	\$ -	\$ -	\$ -	\$ -	\$ -
31 Counseling	\$ -	\$ -	\$ -	\$ -	\$ -	\$ -	\$ -
32 Social Work Services	\$ -	\$ -	\$ -	\$ -	\$ -	\$ -	\$ -
33 Health Services	\$ -	\$ -	\$ -	\$ -	\$ -	\$ -	\$ -
34 Student Transportation	\$ 550,000	\$ -	\$ -	\$ -	\$ -	\$ -	\$ 550,000
35 Food Service	\$ -	\$ -	\$ -	\$ -	\$ -	\$ -	\$ -
36 Extracurricular Activities	\$ 240,554	\$ 21,828	\$ -	\$ 30,000	\$ 51,828	\$ 51,828	\$ 188,726
41 General Admin	\$ -	\$ -	\$ -		\$ -	\$ -	\$ -
51 Maint. Operations	\$ 125,000	\$ 47,520	\$ -	\$ 30,656	\$ 78,176	\$ 78,176	\$ 46,824
52 Security/Monitoring	\$ -	\$ -	\$ -		\$ -	\$ -	\$ -
53 Data Processing	\$ 61,875	\$ -	\$ -	\$ -	\$ -	\$ -	\$ 61,875
61 Community Services	\$ -	\$ -	\$ -	\$ -	\$ -	\$ -	\$ -
81 Facilities Construction	\$ -	\$ -	\$ -	\$ -	\$ -	\$ -	\$ -
95 JJAEP	\$ -	\$ -	\$ -	\$ -	\$ -	\$ -	\$ -
99 Intergovernmental	\$ -	\$ -	\$ -	\$ -	\$ -	\$ -	\$ -
Totals	\$ 990,045	\$ 69,348	\$ -	\$ 60,656	\$ 130,004.01	\$ 130,004	\$ 860,041

OCTOBER 2021
MEDINA VALLEY INDEPENDENT SCHOOL DISTRICT
GENERAL FUND FINANCIAL STATEMENT

Object	<u>Current Budget</u>	<u>Current Period Actuals</u>	<u>YTD Actuals</u>	<u>Estimated Encumbrance</u>	<u>Total Estimated Expense</u>	<u>Balance</u>	<u>Current YTD % Recongized</u>	<u>Prior YTD % Recongized</u>
6100 - Wages and Benefits	\$ 51,955,280	\$ 4,307,764	\$12,954,737	\$ 37,580,481	\$ 50,535,219	\$ 1,420,061	24.93%	25.20%
6200 - Contracted Services	\$ 3,966,810	\$ 221,161	\$ 732,788	\$ 1,609,773	\$ 2,342,561	\$ 1,624,249	18.47%	14.72%
6300 - Supplies and Materials	\$ 3,409,017	\$ 173,519	\$ 955,019	\$ 892,179	\$ 1,847,198	\$ 1,561,819	28.01%	25.99%
6400 - Travel and Miscellaneous	\$ 1,366,724	\$ 75,125	\$ 779,539	\$ 145,003	\$ 924,542	\$ 442,183	57.04%	46.04%
6600 - Capital Outlay	\$ 990,045	\$ 60,656	\$ 130,004	\$ 559,925	\$ 689,929	\$ 300,116	13.13%	5.39%
TOTAL	\$ 61,687,877	\$ 4,838,225	\$15,552,087	\$ 40,787,362	\$ 56,339,449	\$ 5,348,428	25.21%	24.56%

NOVEMBER 2021
MEDINA VALLEY INDEPENDENT SCHOOL DISTRICT
FOOD SERVICE FUND FINANCIAL STATEMENT

<u>Estimated Revenues</u>	<u>Original Budget</u>	<u>Current Budget</u>	<u>Current Period Actual</u>	<u>YTD Actual</u>	<u>Balance</u>	<u>Current Year Percent Recognized</u>	<u>Prior Year Percent Recognized</u>
5700 Local and Intermediate Revenues	\$ 363,270	\$ 363,270	\$ 45,693	\$ 137,093	\$ 226,177	37.74%	11.23%
5800 State Program Revenues	\$ -	\$ -	\$ -	\$ -	\$ -	0.00%	0.00%
5900 Federal Revenues	\$ 4,647,817	\$ 4,647,817	\$ 476,806	\$ 1,561,383	\$ 3,086,434	33.59%	60.39%
Total Revenues	\$ 5,011,087	\$ 5,011,087	\$ 522,499	\$ 1,698,476	\$ 3,312,611	33.89%	45.54%
<u>Proposed Appropriations</u>							
11 Instruction							
12 Instructional Resources and Media Services							
13 Curriculum and Instructional Staff Development							
21 Instructional Leadership							
23 School Leadership							
31 Guidance, Counseling and Evaluation Services							
32 Social Work Services							
33 Health Services							
34 Student Transportation							
35 Food Service	\$ 4,488,351	\$ 4,488,351	\$ 344,073	\$ 1,108,653	\$ 3,379,698	24.70%	38.81%
36 Extracurricular Activities							
41 General Administration							
51 Facilities Maintenance and Operations							
52 Security and Monitoring Services							
53 Data Processing Services							
61 Community Services							
81 Facilities Acquisition and Construction							
95 Payments to JJAEP							
99 Other Intergovernmental							
Totals	\$ 4,488,351	\$ 4,488,351	\$ 344,073	\$ 1,108,653	\$ 3,379,698	24.70%	38.81%
Current Year Estimated Surplus/Deficit	\$ 522,736	\$ -					
Beginning Year Fund Balance	\$ 503,846	\$ -					
Projected End of Year Fund Balance	\$ 1,026,582	\$ -					

NOVEMBER 2021
MEDINA VALLEY INDEPENDENT SCHOOL DISTRICT
INTEREST SINKING FUND FINANCIAL STATEMENT

	<u>Original</u>	<u>Current</u>	<u>Current</u>			<u>Current Year</u>		<u>Prior Year</u>
<u>Estimated Revenues</u>	<u>Budget</u>	<u>Budget</u>	<u>Period</u>	<u>YTD Actual</u>	<u>Balance</u>	<u>Percent</u>		<u>Percent</u>
			<u>Actual</u>			<u>Recognized</u>		<u>Recognized</u>
5700 Local and Intermediate Revenues	\$13,182,853	\$ 13,182,853	\$1,076,201	\$ 1,131,661	\$ 12,051,192	8.58%		3.43%
5800 State Program Revenues	\$ -	\$ -	\$ 264,048	\$ 264,048	\$ (264,048)	0.00%		0.00%
5900 Federal Revenues	\$ -	\$ -	\$ -	\$ -	\$ -	0.00%		0.00%
Total Revenues	\$13,182,853	\$ 13,182,853	\$1,340,249	\$ 1,395,709	\$11,787,144	10.59%		3.40%
<u>Proposed Appropriations</u>								
11 Instruction								
12 Instructional Resources and Media Services								
13 Curriculum and Instructional Staff Development								
21 Instructional Leadership								
23 School Leadership								
31 Guidance, Counseling and Evaluation Services								
32 Social Work Services								
33 Health Services								
34 Student Transportation								
35 Food Service								
36 Extracurricular Activities								
41 General Administration								
51 Facilities Maintenance and Operations								
52 Security and Monitoring Services								
53 Data Processing Services								
61 Community Services								
71 Debt Service	\$13,182,853	\$ 13,182,853	\$ -	\$ 400	\$ 13,182,453	0.00%		0.00%
81 Facilities Acquisition and Construction								
95 Payments to JJAEP								
99 Other Intergovernmental								
Totals	\$13,182,853	\$ 13,182,853	\$ -	\$ 400	\$13,182,453	0.00%		0.00%
Current Year Estimated Surplus/Deficit	\$ -	\$ -						
Beginning Year Fund Balance	\$ 3,730,985	\$ 3,730,985						
Projected End of Year Fund Balance	\$ 3,730,985	\$ 3,730,985						

Check Register for November 2021

Distribution Fund	Check Date	Vendor Name	Transaction Amount
1992	11/02/2021	ZAPIER, INC.	\$240.00
1992	11/03/2021	MORPHO TRUST USA, INC.	\$49.25
1992	11/03/2021	TAEA-TEXAS ART EDUCATION ASSN	\$170.00
1992	11/04/2021	AMAZON CAPITAL SERVICES, INC	\$1,239.02
1992	11/04/2021	BLICK ART MATERIALS/DICK BLICK INC	\$444.34
1992	11/04/2021	BLUEBONNET DSD IRVING, INC.	\$1,292.88
1992	11/04/2021	BORDEN DAIRY	\$9,413.45
1992	11/04/2021	CARLOS PONCE	\$750.00
1992	11/04/2021	DUMAS HARDWARE COMPANY	\$800.00
1992	11/04/2021	FAMILY PARTS COMPANY INC	\$996.48
1992	11/04/2021	HARDIE'S FRESH FOODS	\$1,554.49
1992	11/04/2021	INSCO DISTRIBUTING INC	\$103.01
1992	11/04/2021	J.W. PEPPER AND SON, INC.	\$12.39
1992	11/04/2021	OTC BRANDS, INC	\$47.25
1992	11/04/2021	ROBBINS PROPANE GAS CO	\$30.00
1992	11/04/2021	TEXAS ASSOC OF SCHOOL PSYCHOLOGISTS	\$910.00
1992	11/04/2021	TEXAS DEPT OF PUBLIC SAFETY	\$16.00
1992	11/04/2021	YANCEY WATER SUPPLY CORP	\$2,602.51
1992	11/04/2021	4 IMPRINT, INC	\$1,055.14
1992	11/04/2021	ALBERT L RIOJAS JR	\$2,000.00
2262	11/04/2021	AYA HEALTHCARE, INC	\$7,522.50
1992	11/04/2021	BARNES & NOBLE BOOKSELLERS	\$1,977.00
1992	11/04/2021	CASTROVILLE TRUE VALUE	\$180.61
1992	11/04/2021	CDW GOVERNMENT, INC.	\$1,219.20
1992	11/04/2021	CESAR TERRAZAS JR	\$10.00
1992	11/04/2021	EDUCATION SERVICE CENTER REGION XX	\$549.00
1992	11/04/2021	FERGUSON ENTERPRISES	\$598.97
1992	11/04/2021	MARK A. TREVINO	\$120.00
1992	11/04/2021	MVISD-FOOD SERVICE DEPT	\$230.75
1992	11/04/2021	OLD FASHION CANDY CO, INC	\$3,082.27
1992	11/04/2021	SAMMY'S RESTAURANT	\$95.60
1992	11/04/2021	SERVICE INDUSTRIAL, INC.	\$63.29
1992	11/04/2021	TEPSA	\$714.00
1992	11/04/2021	TEXAS LIBRARY ASSOCIATION, INC	\$455.00
1992	11/04/2021	TRACTOR SUPPLY CO	\$206.74
1992	11/04/2021	ALAMO TRUCK ACCESSORIES	\$3,475.00
1992	11/04/2021	BULL'S EYE BRANDS INC.	\$11,362.51
1992	11/04/2021	FCCLA	\$256.00
1992	11/04/2021	GATEWAY PRINTING & OFFICE SUPPLY	\$172.86
1992	11/04/2021	IMAGERY GRAPHIC SYSTEMS INC.	\$149.69
1992	11/04/2021	JOHNSTONE SUPPLY	\$527.77
1992	11/04/2021	JUAN CARLOS RODRIGUEZ	\$25.00
1992	11/04/2021	KENNETH MICHAEL ROHRBACH	\$932.11
1992	11/04/2021	LABATT INSTITUTIONAL SUPPLY CO	\$50,363.31
1992	11/04/2021	LAKESHORE LEARNING MATERIALS	\$290.19
1992	11/04/2021	SOUTHWEST TEXAS JUNIOR COLLEGE	\$2,976.00
1992	11/04/2021	SUPER DUPER PUBLISHERS	\$2,277.00
1992	11/04/2021	SYSCO USA I, INC./SYSCO CENTRAL TX	\$1,621.86
1992	11/04/2021	TYLER TECHNOLOGIES, INC	\$15,010.00
1992	11/04/2021	AT&T	\$2,695.17

1992	11/04/2021	CARRIER ENTERPRISE LLC	\$4,426.82
1992	11/04/2021	GULF COAST PAPER CO INC	\$5,800.29
1992	11/04/2021	JACOB A PINON	\$25.00
1992	11/04/2021	JOHNSON CONTROLS INC.	\$1,562.00
1992	11/04/2021	KURZ & CO.	\$1,979.46
1992	11/04/2021	KYRISH TRUCK CENTERS OF SA LLC	\$2,481.57
1992	11/04/2021	MATTHEW JOSEPH SETTLES	\$700.00
1992	11/04/2021	MVISD-TRANSPORTATION DEPT	\$7,796.88
1992	11/04/2021	NATIONAL FFA ASSOCIATION	\$1,515.00
1992	11/04/2021	SAN ANTONIO ISD	\$225.00
1992	11/04/2021	SAN ANTONIO WATER SYSTEM	\$4,968.90
1992	11/04/2021	W W GRAINGER INC	\$328.82
1992	11/04/2021	ALTEX ELECTRONICS, LTD	\$479.95
1992	11/04/2021	BRENT DILLARD	\$90.00
1992	11/04/2021	HABY'S ALSATIAN BAKERY	\$101.77
1992	11/04/2021	H-E-B GROCERY COMPANY	\$384.79
1992	11/04/2021	JANET LOUISE KLABUNDE	\$97.00
1992	11/04/2021	NANCY W. EDWARDS	\$307.00
1992	11/04/2021	NORTH PARK CASTROVILLE MOTORS, INC.	\$292.03
1992	11/04/2021	NOTHING BUNDT CAKE, LLC	\$16.25
1992	11/04/2021	RAYMOND SIFUENTES	\$650.00
1992	11/04/2021	ROLAND SANDOVAL	\$300.00
1992	11/04/2021	TEXAS ASSOC SCH BUS OFFICIALS	\$185.00
1992	11/04/2021	TEXAS COUNSELING ASSOCIATION	\$480.00
1992	11/04/2021	WESLEY SHANE WILLIAMS	\$120.00
1992	11/04/2021	CITY OF LACOSTE WATER DEPT	\$1,960.96
1992	11/04/2021	DOGGETT FREIGHTLINER OF SOUTH TEXAS	\$254.56
1992	11/04/2021	HOBBY LOBBY STORES, INC	\$50.33
1992	11/04/2021	HOUGHTON MIFFLIN HARCOURT	\$900.90
1992	11/04/2021	INTECH SOUTHWEST SERVICES, LLC	\$1,000.00
1992	11/04/2021	KERRY SIMMONS	\$120.00
1992	11/04/2021	LONE STAR LEARNING INC	\$6,330.00
1992	11/04/2021	THOMAS LEE ELLISON IV	\$110.00
1992	11/04/2021	TSPRA-TX SCHOOL PUBLIC RELATIONS AS	\$1,410.00
1992	11/04/2021	VALERIA HERNANDEZ	\$650.00
1992	11/04/2021	WALMART	\$1,062.10
1992	11/04/2021	WASTE MANAGEMENT OF TEXAS, INC	\$7,304.07
1992	11/04/2021	A & A PUMP COMPANY	\$260.00
1992	11/04/2021	DIANE S ANDERSON	\$93.00
1992	11/04/2021	ERIC BANKS	\$120.00
1992	11/04/2021	FOLLETT SCHOOL SOLUTIONS, INC	\$5,481.74
1992	11/04/2021	HIGH SCHOOL MUSIC SERVICE INC	\$3,125.09
1992	11/04/2021	JANAL WHOLESALE CO.	\$123.15
1992	11/04/2021	MATERA PAPER COMPANY, INC	\$1,881.54
1992	11/04/2021	ROADRUNNER CHARTERS, INC.	\$8,190.00
1992	11/04/2021	SAN ANTONIO FOOD BANK	\$1,828.76
1992	11/04/2021	SCHOOL OUTFITTERS, LLC	\$2,219.47
1992	11/04/2021	SCHOOL SPECIALTY, LLC	\$769.88
1992	11/04/2021	STAPLES CONTRACT & COMM, LLC	\$550.96
1992	11/04/2021	TEXAS LOCK & DOOR CLOSER, INC.	\$986.06
1992	11/04/2021	TEXAS STATE BOARD OF PLUMBING EXAM	\$300.00
1992	11/04/2021	THE GOLF CLUB OF TEXAS PARTNERS,LLC	\$3,000.00
1992	11/04/2021	UVALDE CONSOLIDATED ISD	\$160.00

1992	11/04/2021	WELDERS SUPPLY CO	\$13.00
1992	11/04/2021	BENITO MIRELES JR.	\$120.00
1992	11/04/2021	BRANDEIS BRONCO BAND BOOSTERS	\$309.00
1992	11/04/2021	HOME DEPOT CREDIT SERVICES	\$1,671.30
1992	11/04/2021	INDUSTRIAL COMMUNICATIONS	\$50.00
1992	11/04/2021	JT ADVERTISING & GRAPHICS	\$803.50
1992	11/04/2021	JUDSON I.S.D.	\$70.00
1992	11/04/2021	NCS PEARSON, INC /AIMS WEB	\$631.79
1992	11/04/2021	ROYCE GROFF OIL CO INC	\$21,240.35
1992	11/04/2021	SARA GUINN	\$1,800.00
1992	11/04/2021	TEXAS A&M AGRILIFE EXTENSION SVC	\$125.00
1992	11/04/2021	TEXAS HIGH SCHOOL BASEBALL COACHES	\$360.00
1992	11/04/2021	WHATABURGER	\$778.92
1992	11/05/2021	STEWART TITLE GUARANTY CO, INC	\$826,338.85
1992	11/05/2021	EXTENDED STAY AMERICA AUSTIN	\$175.93
8632	11/05/2021	MEDINA VALLEY I.S.D.	\$273,337.00
8632	11/08/2021	TEACHER RETIREMENT SYSTEM	\$513,406.58
1992	11/11/2021	ALAMO TRUCK ACCESSORIES	\$495.00
1992	11/11/2021	ALL PLAYERS NETWORK INC	\$1,000.00
1992	11/11/2021	ANISSA N. MOORE	\$1,750.00
1992	11/11/2021	HAYDAY, INC/CTWP	\$19,092.44
1992	11/11/2021	HEART OF TEXAS PIZZA, L.P.	\$490.00
1992	11/11/2021	HONDO ISD	\$200.00
1992	11/11/2021	JANAL WHOLESALE CO.	\$202.00
1992	11/11/2021	JT ADVERTISING & GRAPHICS	\$400.00
1992	11/11/2021	MATERA PAPER COMPANY, INC	\$26,828.70
1992	11/11/2021	MIGUEL CUELLAR	\$25.00
1992	11/11/2021	POSITIVE PROMOTIONS, INC	\$135.28
1992	11/11/2021	SAS/SAN ANTONIO SHOEMAKERS	\$259.00
1992	11/11/2021	WASHING EQUIPMENT OF TEXAS	\$2,499.86
1992	11/11/2021	WHATABURGER	\$738.23
1992	11/11/2021	ALL BATTERY CENTERS, INC.	\$66.90
1992	11/11/2021	FAMILY PARTS COMPANY INC	\$96.49
1992	11/11/2021	MARIA LIZABETH MADRIGALES	\$43.57
1992	11/11/2021	O'REILLY AUTO PARTS	\$3,023.60
1992	11/11/2021	ROSALINDA E DE LEON	\$32.26
1992	11/11/2021	SERVICE INDUSTRIAL, INC.	\$316.74
1992	11/11/2021	SKILLS USA-TEXAS	\$80.00
1992	11/11/2021	TEPSA	\$798.00
1992	11/11/2021	TEXAS TENNIS COACHES ASSOCIATION	\$1,030.00
1992	11/11/2021	W W GRAINGER INC	\$679.70
1992	11/11/2021	WORLD'S FINEST CHOCOLATE INC.	\$3,395.00
1992	11/11/2021	BUSH'S CHICKEN	\$174.45
1992	11/11/2021	EDUCATION SERVICE CENTER REGION XX	\$820.00
1992	11/11/2021	FROG PUBLICATIONS	\$83.60
1992	11/11/2021	GLOBAL TRNG ACADEMY INC	\$600.00
1992	11/11/2021	MOY TARIN RAMIREZ ENGINEERS, LLC	\$9,650.00
1992	11/11/2021	MVISD-FOOD SERVICE DEPT	\$158.05
1992	11/11/2021	SAN ANTONIO TESTING LABORATORY, INC	\$75.00
1992	11/11/2021	SARAH ELIZABETH MELODY CAMPBELL	\$27.00
1992	11/11/2021	TEXAS ASSOC SCH BUS OFFICIALS	\$935.00
1992	11/11/2021	THE PROPHET CORP	\$1,404.49
1992	11/11/2021	UNIFIRST HOLDINGS, INC.	\$46.50

1992	11/11/2021	CERTIPORT, INC	\$5,544.00
1992	11/11/2021	DPC INDUSTRIES, INC.	\$205.88
1992	11/11/2021	ERIN KIMBERLY WILLIAMS	\$56.45
1992	11/11/2021	JDSA I, LTD.	\$246.67
1992	11/11/2021	JOHNSON CONTROLS INC.	\$8,498.94
1992	11/11/2021	LAKESHORE LEARNING MATERIALS	\$419.34
1992	11/11/2021	LITERACY RESOURCES, LLC	\$323.95
1992	11/11/2021	MVISD-TRANSPORTATION DEPT	\$206.90
1992	11/11/2021	SAN ANTONIO ISD	\$610.00
1992	11/11/2021	SELENA MADRIGAL VIERA	\$15.00
1992	11/11/2021	WALMART	\$1,822.36
1992	11/11/2021	WALSH GALLEGOS TREVINO KYLE & ROBIN	\$8,436.08
1992	11/11/2021	WHITNEY MICHELLE RUTLEDGE	\$253.00
1992	11/11/2021	AMAZON CAPITAL SERVICES, INC	\$2,782.99
1992	11/11/2021	CARLOS PONCE	\$280.00
1992	11/11/2021	FERGUSON ENTERPRISES	\$620.54
1992	11/11/2021	H-E-B GROCERY COMPANY	\$596.12
1992	11/11/2021	HENRY SCHEIN, INC	\$99.84
1992	11/11/2021	RAUL PEREZ	\$730.00
1992	11/11/2021	ASSESSMENT INTERVENTION MGMT, LLC	\$6,240.00
1992	11/11/2021	CESAR TERRAZAS JR	\$10.00
1992	11/11/2021	CHRISTINE A OROZCO	\$20.38
1992	11/11/2021	DUMAS HARDWARE COMPANY	\$200.00
1992	11/11/2021	QUILL CORPORATION	\$15.01
1992	11/11/2021	SONOVA USA INC.	\$1,631.99
1992	11/11/2021	SWANK MOVIE LICENSING USA	\$590.00
1992	11/11/2021	TAQUERIA SAN JUAN #2	\$74.95
1992	11/11/2021	A TWO Z GRAPHICS	\$378.00
1992	11/11/2021	COMMERCIAL KITCHEN REPAIR INC	\$1,023.18
1992	11/11/2021	EASTBAY INC.	\$3,022.40
1992	11/11/2021	GATEWAY PRINTING & OFFICE SUPPLY	\$766.58
1992	11/11/2021	HABY'S ALSATIAN BAKERY	\$27.96
1992	11/11/2021	ROADRUNNER CERAMICS & POTTERY SUPPL	\$109.35
1992	11/11/2021	SCHOOLMART	\$425.00
1992	11/11/2021	SEVEN LAKES H.S. SCIENCE OLYMPIAD	\$190.00
1992	11/11/2021	TAEA-TEXAS ART EDUCATION ASSN	\$155.00
1992	11/11/2021	TEXAS COUNSELING ASSOCIATION	\$1,440.00
1992	11/11/2021	TEXAS LOCK & DOOR CLOSER, INC.	\$75.00
1992	11/11/2021	TX-STAR SPEECH-LANGUAGE SVCS CORP	\$4,476.25
1992	11/11/2021	AHR'S FLOWER SHOP	\$14.00
1992	11/11/2021	BILL MILLERS BAR-B-Q	\$322.50
1992	11/11/2021	FIRE ALARM CONTROL SYSTEMS, INC	\$660.60
1992	11/11/2021	HOME DEPOT CREDIT SERVICES	\$399.54
1992	11/11/2021	LACKLAND MILITARY CLOTHING STORE	\$462.00
1992	11/11/2021	LOUIS D BRANDEIS HIGH SCHOOL	\$750.00
1992	11/11/2021	SAM'S CLUB DIRECT	\$192.83
1992	11/11/2021	TRIPLE-S STEEL SUPPLY INC.	\$5,097.39
1992	11/12/2021	MORPHO TRUST USA, INC.	\$98.50
8632	11/15/2021	BROADWAY NATIONAL BANK	\$208,344.82
1992	11/15/2021	ID WHOLESALER	\$999.00
1992	11/15/2021	MORPHO TRUST USA, INC.	\$49.25
8632	11/15/2021	EXPERT PAY	\$1,821.50
8632	11/15/2021	TEACHER RETIREMENT SYSTEM	\$44,178.00

1992	11/18/2021	AL'S GOURMET NUTS	\$5,028.00
1992	11/18/2021	CPS ENERGY	\$91,939.75
1992	11/18/2021	DATA MANAGEMENT, INC/TIMECLOCK PLUS	\$48.00
1992	11/18/2021	EWELL EDUCATIONAL SERVICES, INC	\$640.00
1992	11/18/2021	INTECH SOUTHWEST SERVICES, LLC	\$141,862.50
1992	11/18/2021	KURZ & CO.	\$2,471.84
1992	11/18/2021	MVISD-TRANSPORTATION DEPT	\$729.52
1992	11/18/2021	NICHOLE SPEER	\$224.88
1992	11/18/2021	O'REILLY AUTO PARTS	\$160.43
1992	11/18/2021	ROBERT C HERB JR	\$196.87
1992	11/18/2021	SAN ANTONIO ISD	\$260.00
1992	11/18/2021	SOUTHERN TIRE MART, LLC	\$520.00
1992	11/18/2021	TASA-TEX ASSOC OF SCHOOL ADMINISTRA	\$6,130.00
1992	11/18/2021	THE SHERWIN-WILLIAMS CO	\$441.58
1992	11/18/2021	WALMART	\$1,266.32
1992	11/18/2021	BANNERS PLUS	\$345.00
1992	11/18/2021	CATHOLIC CHARITIES ARCHDIOCESE/SA	\$167.36
1992	11/18/2021	GUNN CHEVROLET LTD	\$30,655.75
1992	11/18/2021	H-E-B GROCERY COMPANY	\$1,480.26
1992	11/18/2021	JT ADVERTISING & GRAPHICS	\$785.00
1992	11/18/2021	QUILL CORPORATION	\$420.61
1992	11/18/2021	ROSA ICELA SANDOVAL	\$326.84
1992	11/18/2021	SMITHPRINT II INC	\$2,175.00
1992	11/18/2021	SOUTHERN COMPUTER WAREHOUSE INC	\$446.52
1992	11/18/2021	SYSCO USA I, INC./SYSCO CENTRAL TX	\$2,023.90
1992	11/18/2021	TMEA REGION XI BAND DIVISION	\$570.00
2262	11/18/2021	AYA HEALTHCARE, INC	\$10,867.50
1992	11/18/2021	BUSINESS PROFESSIONALS OF AMERICA	\$550.00
1992	11/18/2021	EDUCATION SERVICE CENTER REGION XX	\$237.00
1992	11/18/2021	HARDIE'S FRESH FOODS	\$992.87
1992	11/18/2021	HIGH SCHOOL MUSIC SERVICE INC	\$58.00
1992	11/18/2021	HOUGHTON MIFFLIN HARCOURT	\$4,281.32
1992	11/18/2021	MATERA PAPER COMPANY, INC	\$298.48
1992	11/18/2021	NCS PEARSON, INC /AIMS WEB	\$7,287.40
1992	11/18/2021	STAPLES CONTRACT & COMM, LLC	\$69.96
1992	11/18/2021	TEX ASSN OF SCHOOL BOARDS-TASB, INC	\$984.92
1992	11/18/2021	U-HAUL CORPORATE SALES	\$289.67
1992	11/18/2021	AMERICA'S NATIONWIDE NETTING, INC	\$30,000.00
1992	11/18/2021	HOME DEPOT CREDIT SERVICES	\$2,514.12
1992	11/18/2021	J.W. PEPPER AND SON, INC.	\$13.50
1992	11/18/2021	SERVICE INDUSTRIAL, INC.	\$318.98
1992	11/18/2021	SHANNON STEPHANIE THACKER CREGG	\$208.51
1992	11/18/2021	AMAZON CAPITAL SERVICES, INC	\$5,579.27
1992	11/18/2021	BORDEN DAIRY	\$8,651.25
1992	11/18/2021	CARLOS PONCE	\$275.00
1992	11/18/2021	CASTROVILLE UTILITY SYSTEM	\$13,286.05
1992	11/18/2021	CHARTER UP LLC	\$3,099.89
1992	11/18/2021	COMMERCIAL KITCHEN REPAIR INC	\$6,633.50
1992	11/18/2021	DISCOUNT SCHOOL SUPPLY	\$16.79
1992	11/18/2021	FAMILY PARTS COMPANY INC	\$1,644.94
1992	11/18/2021	GATEWAY PRINTING & OFFICE SUPPLY	\$63,373.70
1992	11/18/2021	GULF COAST PAPER CO INC	\$5,515.69
1992	11/18/2021	HABY'S ALSATIAN BAKERY	\$179.78

1992	11/18/2021	J2 CLOUD SERVICES, LLC	\$491.69
1992	11/18/2021	SAS/SAN ANTONIO SHOEMAKERS	\$399.00
1992	11/18/2021	AT&T	\$1,550.10
1992	11/18/2021	AUSTIN RENAISSANCE HOTEL	\$784.97
1992	11/18/2021	BULL'S EYE BRANDS INC.	\$8,480.35
1992	11/18/2021	CASTROVILLE TRUE VALUE	\$87.06
1992	11/18/2021	DOMINO'S PIZZA #8029	\$33.49
1992	11/18/2021	KYLA ASHLEY WILLIAMSON	\$570.00
1992	11/18/2021	OHM GURU KRUPA LLC	\$1,378.60
1992	11/18/2021	PERRY CHASE GEURIN	\$59.36
1992	11/18/2021	SA THERAPY IN MOTION INC	\$10,950.00
1992	11/18/2021	APPLE INC.	\$1,842.93
1992	11/18/2021	BUSH'S CHICKEN	\$1,064.00
1992	11/18/2021	EWING IRRIGATION PRODUCTS, INC	\$16,498.52
1992	11/18/2021	FERGUSON ENTERPRISES	\$208.67
1992	11/18/2021	LAVINIA I. KAEGI	\$37.60
1992	11/18/2021	MICHELE ESTRADA HERNANDEZ	\$79.00
1992	11/18/2021	MOBILE DEFENDERS, LLC.	\$3,329.10
1992	11/18/2021	MVISD-FOOD SERVICE DEPT	\$93.75
1992	11/18/2021	SAM'S CLUB DIRECT	\$662.04
1992	11/18/2021	SECRETARY OF STATE	\$300.00
1992	11/18/2021	SOFIA'S PIZZERIA	\$450.00
1992	11/18/2021	TEACHER SYNERGY, LLC	\$158.14
1992	11/18/2021	TRACTOR SUPPLY CO	\$55.98
1992	11/18/2021	BILL MILLERS BAR-B-Q	\$725.70
1992	11/18/2021	BLUEBONNET DSD IRVING, INC.	\$210.24
1992	11/18/2021	COMAL ISD	\$375.00
1992	11/18/2021	DEANAN PRODUCTS,INC/GOURMET POPCORN	\$600.00
1992	11/18/2021	DELYNN RAE GARZA	\$25.00
1992	11/18/2021	DOMINO'S	\$93.49
1992	11/18/2021	ERICSTAD, INCORPORATED	\$39,736.00
1992	11/18/2021	KR ACQUISITIONS, LLC	\$318.86
1992	11/18/2021	LABATT INSTITUTIONAL SUPPLY CO	\$40,389.23
1992	11/18/2021	LACKLAND MILITARY CLOTHING STORE	\$25.80
1992	11/18/2021	LOWE'S HOME IMPROVEMENT	\$8,018.98
1992	11/18/2021	MUSIC THEATRE INTERNATIONAL, INC	\$1,167.00
1992	11/18/2021	RED WING SHOES	\$385.22
1992	11/18/2021	ROYCE GROFF OIL CO INC	\$22,370.24
1992	11/18/2021	SCHOOL SPECIALTY, LLC	\$159.31
1992	11/18/2021	TAQUERIA SAN JUAN #2	\$250.00
1992	11/18/2021	TTL, INC	\$1,500.00
1992	11/22/2021	MORPHO TRUST USA, INC.	\$49.25
1992	11/23/2021	MORPHO TRUST USA, INC.	\$49.25
1992	11/26/2021	MORPHO TRUST USA, INC.	\$49.25



Superintendent Briefing

December 16, 2021


MVISD December Employee of the Month

DECEMBER 2021

Medina Valley ISD

*Employee
of the Month*

GRACIE RIOJAS, R.N.
NURSE, LUCKEY RANCH ELEMENTARY



District Enrollment

	<u>6/3/21</u>	<u>12/9/21</u>	<u>Growth</u>
Castroville Elementary	588	603	+ 15
LaCoste Elementary	587	618	+ 31
Potranco Elementary	882	725	- 157
Luckey Ranch Elementary	885	698	- 187
Ladera Elementary	-	607	+ 607
Loma Alta Middle School	871	726	- 145
Medina Valley Middle School	621	889	+ 268
Medina Valley High School	1742	1933	+ 191
Totals	6176	6799	+ 623

End of 20-21 Enrollment: 6,176

Growth over end of 20-21: + 623

10.09% increase over end of 20-21

District COVID Case Count

As of Wednesday, December 15 (Since first day of school):

Active Cases 6

Recovered 392

<u>Total Cases</u>	<u>Student</u>	<u>Staff</u>
Medina Valley High School	59	10
Medina Valley Middle School	63	10
Loma Alta Middle School	28	4
Castroville Elementary	60	9
LaCoste Elementary	25	7
Potranco Elementary	30	1
Luckey Ranch Elementary	28	6
Ladera Elementary	41	6
Non-Campus Staff & Floaters	-	11

Medina Valley Independent School District
Regular School Board Meeting
Board Minutes
November 15, 2021, 6:30 pm
MVISD Board Room, 8449 FM 471 S., Castroville, TX 78009

A **Regular Meeting** of the Board of Trustees was held Monday, November 15, 2021, beginning at 6:30 PM at the Medina Valley ISD Central Office Board Room.

I. First Order of Business

A Establish a Quorum

Mario De Leon, Board President, called the Medina Valley ISD Regular Board Meeting to order at 6:30 pm. A quorum of the Board Members were present, Shannon Beasley, Veronica Cavazos, Paula Davidson, Beth Zinsmeyer, and Mario De Leon.

Terry Groff and Jennilea Campbell were absent.

B Pledge of Allegiance to the Flag followed by a moment of silence

Everyone joined in the Pledge of Allegiance to the Flag followed by a moment of silence.

II. Announcements/Communications/Presentations

A Student Recognition

1 District Holiday Card Artwork Winners

The Board recognized the District's Holiday Card Artwork winners.

a Isabeau Schoenfeld, MVHS and Rose Simonson, MVHS

b Kapri Soto, Ladera Elem. and Pascal Huisman, MVHS

B 3rd Quarter 2021 Demographic Study Report Overview

Dr. Kenneth Rohrbach presented the 3rd quarter demographic study report overview.

C Financial Briefing

Juan C. Zamora presented the monthly Financial Briefing.

D Superintendent Briefing

Dr. Kenneth Rohrbach presented his monthly Superintendent Briefing.

Medina Valley Independent School District
Regular School Board Meeting
Board Minutes
November 15, 2021, 6:30 pm
MVISD Board Room, 8449 FM 471 S., Castroville, TX 78009

III. Public Comment

Shannon Mangum, Topic: Bullying
Stefani & Mike Clemmer, Topic: Bullying
Edward & Lorraine Solis, Topic: Bullying
Caitlin Hoffman, Topic: Bullying

IV. Discussion and Possible Action Items

A Consent Agenda Items

Dr. Rohrbach presented the Consent Agenda Items for the Board to consider.

- 1 Minutes of Regular Board Meeting on October 18, 2021
- 2 Donations: Urban Concrete Contractor for \$3000 & Vulcan Materials for \$2500

Shannon Beasley made a Motion, seconded by Veronica Cavazos, to approve the consent agenda items as presented. All of the Board Members voted for and the Motion passed.

B Consider Medina County Appraisal District Resolution to Cast Votes to Elect Directors for the Years 2022 and 2023

Dr. Kenneth Rohrbach presented the Medina County Appraisal District Resolution to cast the 1373 Medina Valley ISD votes for 2022 and 2023 Directors.

Shannon Beasley made a Motion, seconded by Beth Zinsmeyer, to approve the resolution to cast the 1373 Medina Valley ISD votes for Tim Hardt. All of the Board Members voted for and the Motion passed.

C Consider Resolution for Disposal of Obsolete and/or Surplus District Property

Dr. Kenneth Rohrbach presented a Resolution for Disposal of Obsolete and/or Surplus District Property.

Veronica Cavazos made a motion, seconded by Paula Davidson, to approve the Resolution for Disposal of Obsolete and/or Surplus District Property. All of the Board Members voted for and the Motion passed.

Medina Valley Independent School District
Regular School Board Meeting
Board Minutes
November 15, 2021, 6:30 pm
MVISD Board Room, 8449 FM 471 S., Castroville, TX 78009

V. Closed Session

Board President Mario De Leon announced that in accordance with the Texas Open Meetings Act, under the exceptions noted in TX Govt. Code Section 551.074 Personnel Matters, and TX Govt. Code 551.072 Deliberation Regarding Real Property, the Board convened into Closed Session at 7:30 pm.

A Personnel Matters (TX Govt. Code Section 551.074)

B Deliberation Regarding Real Property (TX Govt. Code Section 551.072)

Board President Mario De Leon announced that the Board would reconvene into Open Session at 9:06 pm.

VI. Continued Discussion and Possible Action Items

A Consider professional contract recommendations

Veronica Cavazos made a Motion, seconded by Beth Zinsmeyer, to approve the contract recommendations by the Superintendent for professional contracts as presented. All of the Board Members voted for and the Motion passed.

Congratulations to the following Medina Valley ISD new hires:

- Courtney Clemens, Loma Alta Middle School Teacher
- Jennifer Mares, Medina Valley High School Teacher
- Nicole Suhr, Medina Valley High School Teacher
- Hannah Leib, Speech Language Pathologist
- Dawn Friesenhahn, Medina Valley High School Registered Nurse
- Kurt Schumacher, DAEP Teacher

B Consideration of future meeting dates

The next Regular School Board Meeting is scheduled for December 16, 2021 at 6:30 pm.

VII. Adjournment

Terry Groff made a Motion, seconded by Paula Davidson, to adjourn the Regular Board Meeting at 9:08 pm on November 15, 2021. All of the Board Members voted for and Motion passed.

Mario De Leon, Board President

Jennilea Campbell, Board Secretary

Board Approved _____

MEDINA VALLEY INDEPENDENT SCHOOL DISTRICT

"Proud of our past, dedicated to the present, committed to the Future"

Request for Board Acceptance of Donation

(\$501 and above including items valued at \$501 and above)

School/Department: MVHS / Science

Donor: AFCEA Educational Foundation

Address: 206 N. West Dr.
Leander, TX 78641

Donor Contact Name: _____

Donor Contact Phone: 866-445-9114

Revenue Account for the deposit: 1992110611060 63990004 (Science Supplies)

Description of item/s donated:

Science Teaching Tools for Travis Campbell
and Rocio Avila

Remittance Info: Multiple invoices (details on stub)

AFCEA Educational Foundation - Alamo Chapter
206 N. West Dr.
Leander, TX 78641
866-445-9114

SILICON VALLEY BANK
Verify: 888-237-9615
90-4039/1211

0058262639

11/15/2021

PAY TO THE ORDER OF Medina Valley High School

\$ 2000.00

Two Thousand and 00/100

DOLLARS

VOID AFTER 90 DAYS



4_9649
MEDINA VALLEY HIGH SCHOOL
8449 FARM TO MARKET ROAD 471 SOUTH
CASTROVILLE, TX 78009

John Ritts

⑈0058262639⑈ ⑆1121140399⑆ 3301587849⑈

MEDINA VALLEY INDEPENDENT SCHOOL DISTRICT

"Proud of our past, dedicated to the present, committed to the Future"

Request for Board Acceptance of Donation

(\$501 and above including items valued at \$501 and above)

School/Department: MVHS / Science

Donor: AFCEA Educational Foundation

Address: 206 N. West Dr.
Leander, TX 78641

Donor Contact Name: _____

Donor Contact Phone: 866-445-9114

Revenue Account for the deposit: 1992 00111000 6399 0004 (Science supply)

Remittance Info: Scholarship Recipient Mia Torres

AFCEA Educational Foundation - Alamo Chapter

206 N. West Dr.
Leander, TX 78641
866-445-9114

SILICON VALLEY BANK

Verify: 888-237-9615
90-4039/1211

0058607373

11/26/2021

PAY TO THE ORDER OF Medina Valley High School

\$ 1000.00

One Thousand and 00/100

DOLLARS

VOID AFTER 90 DAYS



3_7107

MEDINA VALLEY HIGH SCHOOL
8449 FARM TO MARKET ROAD 471 SOUTH
CASTROVILLE, TX 78009

John R. [Signature]


MP

⑈0058607373⑈ ⑆121140399⑆ 3301587849⑈

Medina Valley ISD Board Action Required

Approved or Disapproved Date: _____

Medina Valley High School



To: Dr. Kenneth Rohrbach, Superintendent

Thru: Tanner Lange, Principal, Medina Valley High School

From: Juan Carlos Rodriguez, Band Director
Krystle Wells, Choir Director

cc: Katheryn Nevarez, Assistant Principal, Medina Valley High School

Date: December 9, 2021

RE: Proposal for the MVHS Band and Choir to Travel to Disney World in Orlando Florida

The Medina Valley High School Band and Choir is requesting your approval to participate in the Disney You're Instrumental Workshop. The travel dates are Thursday, March 10, 2022, through Monday, March 14, 2022. Departure will be on Thursday, March 10, 2022, at a TBD time. We will return on Monday, March 14, 2022, at a TBD time. There will be 80 students, and 15 directors/chaperones. All expenses will be paid through the Band School Budget, Choir School Budget, Band Boosters, both the Band and Choir Student Activity Account, and payments made directly by families.

Note-Able Travel will handle all planning.

A sample itinerary and cost analysis are attached to this proposal. Payments for the trip will come from student families, fundraising profits (*distributed evenly to all members*), and the band boosters. This trip is for educational purposes, recruitment, and retention purposes of the band and choir programs. It will be highly encouraged that all travelers purchase travel insurance as a precaution of COVID-19 travel disturbances.

Date and Time of Departure: Thursday, March 10, 2022, at a time yet to be determined.


Date and Time of Return: Monday, March 14, 2022, at a time yet to be determined.

Attendees: MVHS Band & Choir

Meals: All Meals will be provided.

Transportation: Airplane, and Charter Bus

Lodging: Disney All-Star Movies Resort or Similar



Tanner Lange, Principal

☒ Approved ☐ Not Approved


Dr. Kenneth Rohrbach, Superintendent

☐ Approved ☐ Not Approved

Board of Trustees

☐ Approved ☐ Not Approved

MEDINA VALLEY INDEPENDENT SCHOOL DISTRICT



"Proud of our past, dedicated to the present, committed to the Future"

MEMORANDUM

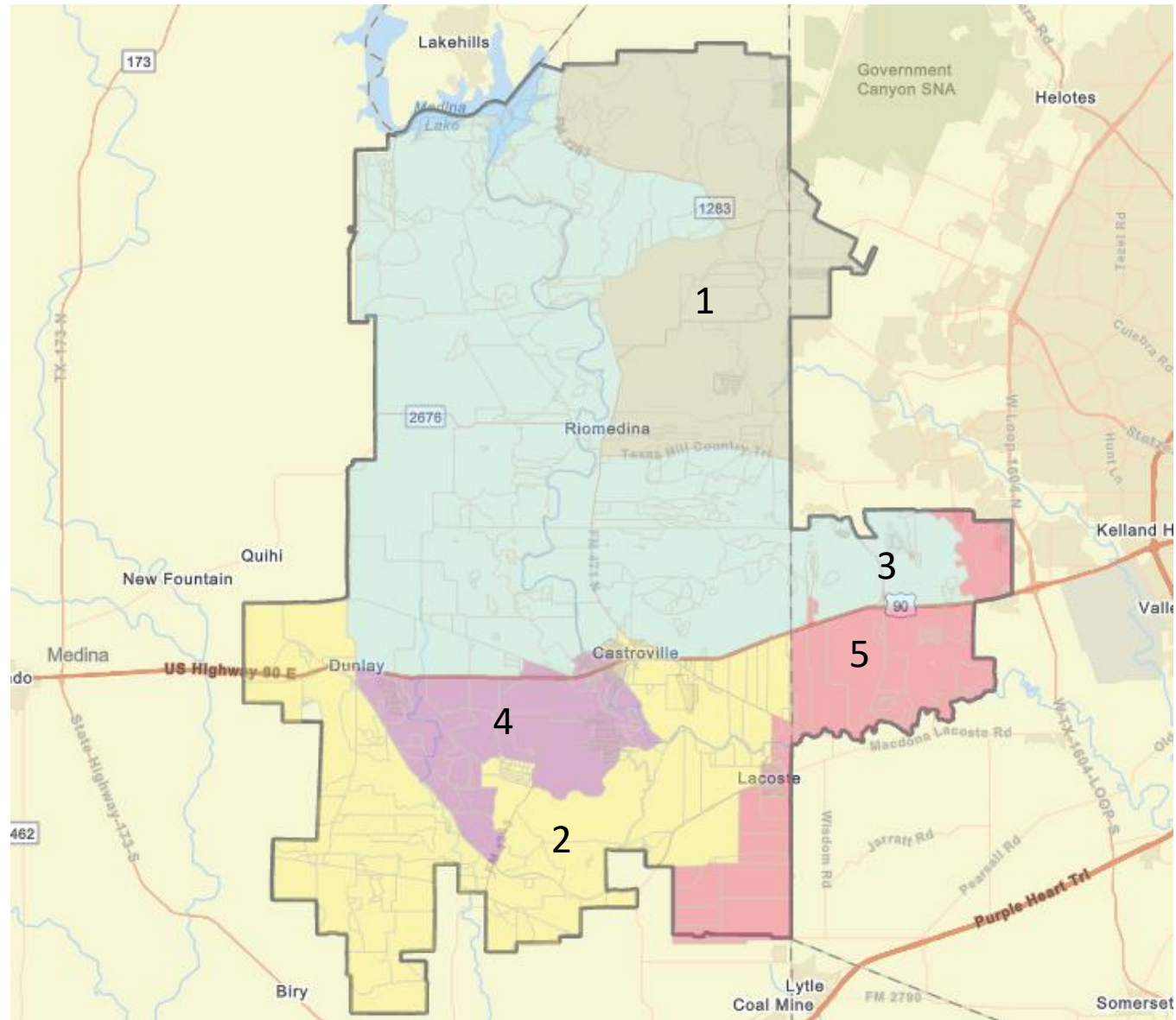
To: Medina Valley ISD Board of Trustees
From: Dr. Kenneth Rohrbach, Superintendent
Re: Consider recommendation from the Redistricting Advisory Committee regarding revision of single-member district boundaries after the 2020 Census.
Date: December 10, 2021

Texas Education Code Section 11.052(i) requires a school board to re-divide single member districts "if the census data indicates that the population of the most populous district exceeds the population of the least populous district by more than 10 percent". The data collected from the 2020 U.S. Census shows that Medina Valley ISD must redraw our single-member districts. A Redistricting Advisory Committee (RAC) was appointed by the Board and has met with district counsel and the district demographer to redraw the single-member district boundaries, and bring their recommendation to the Board for consideration.

Medina Valley ISD – Redistricting 2021

Medina Valley Independent School District

Current Board of Trustee Single Member Districts (2010 Census Blocks)



Medina Valley Independent School District

Board of Trustee 2010 Analysis

Trustee District	TOTAL POPULATION						TOTAL POPULATION PERCENTAGES					
	Anglo	Asian	Black	Hispanic	Other	Total	Anglo	Asian	Black	Hispanic	Other	Total
1	2,124	40	77	1,633	73	3,947	53.8%	1.0%	2.0%	41.4%	1.8%	100.0%
2	2,343	17	25	1,209	59	3,653	64.1%	0.5%	0.7%	33.1%	1.6%	100.0%
3	2,983	11	26	831	47	3,898	76.5%	0.3%	0.7%	21.3%	1.2%	100.0%
4	1,606	18	25	2,068	34	3,751	42.8%	0.5%	0.7%	55.1%	0.9%	100.0%
5	1,220	26	104	2,440	39	3,829	31.9%	0.7%	2.7%	63.7%	1.0%	100.0%
TOTALS	10,276	112	257	8,181	252	19,078	53.9%	0.6%	1.3%	42.9%	1.3%	100.0%
			5 DIST AVG	6,359	8.0% Percent Differential *							

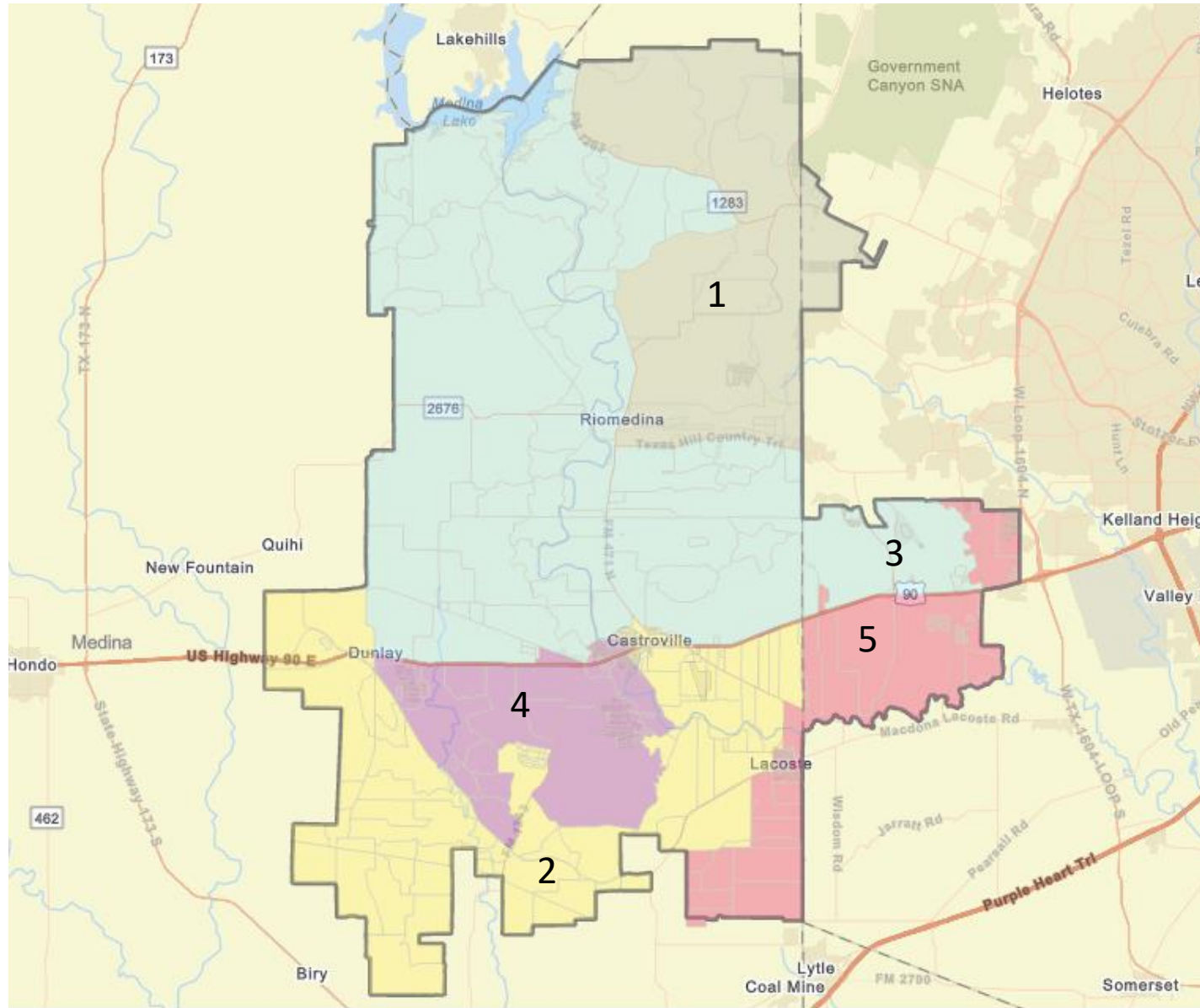
Trustee District	VOTING AGE POPULATION (VAP)						VOTING AGE POPULATION (VAP) PERCENTAGES					
	Anglo	Asian	Black	Hispanic	Other	Total	Anglo	Asian	Black	Hispanic	Other	Total
1	1,708	34	55	1,137	48	2,982	57.3%	1.1%	1.8%	38.1%	1.6%	100.0%
2	1,877	12	19	798	33	2,739	68.5%	0.4%	0.7%	29.1%	1.2%	100.0%
3	2,516	10	21	553	34	3,134	80.3%	0.3%	0.7%	17.6%	1.1%	100.0%
4	1,253	14	15	1,399	24	2,705	46.3%	0.5%	0.6%	51.7%	0.9%	100.0%
5	907	22	65	1,662	22	2,678	33.9%	0.8%	2.4%	62.1%	0.8%	100.0%
TOTALS	8,261	92	175	5,549	161	14,238	58.0%	0.6%	1.2%	39.0%	1.1%	100.0%

VAP: Voting Age Population

SOURCE: Total Population and Voting Age Population summarized from 2010 & 2020 Census PL 94-171 Redistricting Data at the block level.

Medina Valley Independent School District

Current Board of Trustee Single Member Districts (2020 Census Blocks)



MEDINA VALLEY INDEPENDENT SCHOOL DISTRICT

2020 CENSUS TOTALS - CURRENT DISTRICT BOUNDARIES

Trustee District	TOTAL POPULATION						TOTAL POPULATION PERCENTAGES					
	Anglo	Asian	Black	Hispanic	Other	Total	Anglo	Asian	Black	Hispanic	Other	Total
1	2,835	98	301	3,673	319	7,226	39.2%	1.4%	4.2%	50.8%	4.4%	100.0%
2	2,313	22	21	1,492	157	4,005	57.8%	0.5%	0.5%	37.3%	3.9%	100.0%
3	4,376	138	541	2,443	400	7,898	55.4%	1.7%	6.8%	30.9%	5.1%	100.0%
4	1,617	13	34	2,185	102	3,951	40.9%	0.3%	0.9%	55.3%	2.6%	100.0%
5	2,756	267	917	7,560	505	12,005	23.0%	2.2%	7.6%	63.0%	4.2%	100.0%
TOTALS	13,897	538	1,814	17,353	1,483	35,085	39.6%	1.5%	5.2%	49.5%	4.2%	100.0%
5 DIST AVG						7,017	203.8% Percent Differential *					

Trustee District	VOTING AGE POPULATION (VAP) PERCENTAGES						CITIZEN VOTING AGE POPULATION (CVAP) PERCENTAGES					
	Anglo	Asian	Black	Hispanic	Other	Total	Anglo	Asian	Black	Hispanic	Other	Total
1	42.9%	1.5%	4.5%	46.7%	4.4%	100.0%	43.5%	1.1%	5.8%	47.2%	2.5%	100%
2	60.8%	0.7%	0.7%	34.2%	3.6%	100.0%	63.2%	1.2%	0.6%	34.4%	0.7%	100%
3	60.1%	1.8%	6.9%	27.1%	4.1%	100.0%	71.8%	0.2%	6.0%	18.3%	3.8%	100%
4	43.7%	0.3%	1.1%	53.1%	1.8%	100.0%	39.9%	0.3%	1.5%	57.6%	0.7%	100%
5	25.8%	2.4%	7.8%	60.4%	3.6%	100.0%	32.1%	0.8%	3.0%	62.6%	1.4%	100%
TOTALS	43.9%	1.6%	5.3%	45.5%	3.7%	100.0%	49.9%	1.0%	30.0%	22.0%	2.0%	105%

VAP: Voting Age Population

SOURCE: Total Population and Voting Age Population summarized from 2020 Census PL 94-171 Redistricting Data at the block level.

Citizen Voting Age Population data was extrapolated from 2010 Block Group Data using the 2015-2019 American Community Survey

Medina Valley Independent School District

Board of Trustee 2010 to 2020 Change Analysis

2010 to 2020 CENSUS TOTALS CHANGE											
Trustee District	TOTAL POPULATION						TOTAL POPULATION PERCENTAGES				
	Anglo	Asian	Black	Hispanic	Other	Total	Anglo	Asian	Black	Hispanic	Other
1	711	58	224	2,040	246	3,279	-14.6%	0.3%	2.2%	9.5%	2.6%
2	-30	5	-4	283	98	352	-6.4%	0.1%	-0.2%	4.2%	2.3%
3	1,393	127	515	1,612	353	4,000	-21.1%	1.5%	6.2%	9.6%	3.9%
4	11	-5	9	117	68	200	-1.9%	-0.2%	0.2%	0.2%	1.7%
5	1,536	241	813	5,120	466	8,176	-8.9%	1.5%	4.9%	-0.8%	3.2%
TOTALS	3,621	426	1,557	9,172	1,231	16,007	-14.3%	0.9%	3.8%	6.6%	2.9%

Trustee District	VOTING AGE POPULATION (VAP)						VOTING AGE POPULATION (VAP) PERCENTAGES				
	Anglo	Asian	Black	Hispanic	Other	Total	Anglo	Asian	Black	Hispanic	Other
1	540	45	179	1,314	183	2,261	-14.4%	0.4%	2.6%	8.6%	2.8%
2	-26	10	1	243	76	304	-7.7%	0.3%	0.0%	5.1%	2.4%
3	1,285	105	415	1,158	226	3,189	-20.2%	1.5%	6.2%	9.4%	3.0%
4	53	-4	17	189	31	286	-2.7%	-0.2%	0.5%	1.4%	1.0%
5	1,213	176	574	3,300	276	5,539	-8.1%	1.6%	5.3%	-1.7%	2.8%
TOTALS	3,065	332	1,186	6,204	792	11,579	-14.2%	1.0%	4.0%	6.6%	2.6%

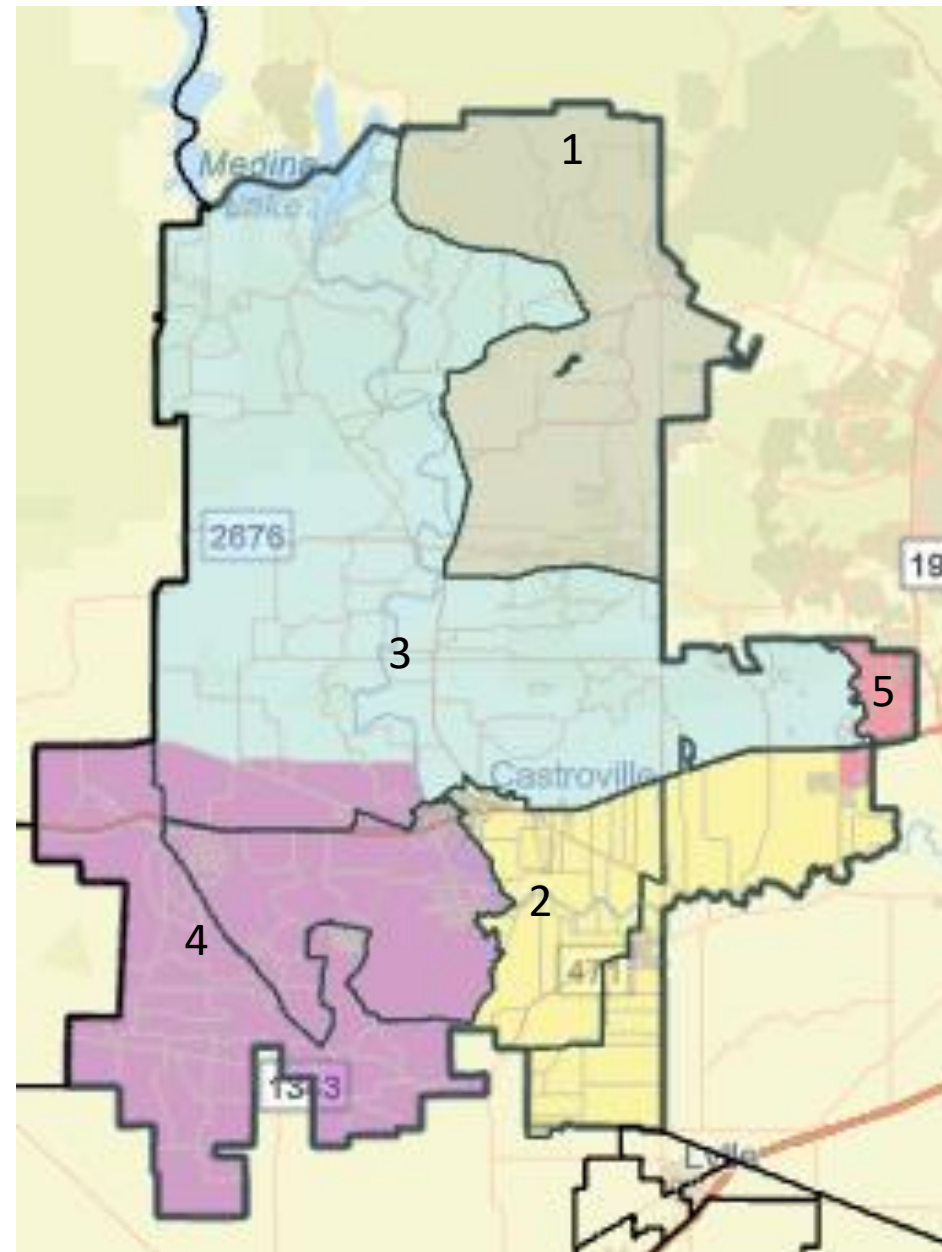
VAP: Voting Age Population

SOURCE: Total Population and Voting Age Population summarized from 2010 & 2020 Census PL 94-171 Redistricting Data at the block level.

RAC Recommended Redistricting Plan

Medina Valley Independent School District

Plan 7



2020 Boundary

Medina Valley Independent School District

Plan 7 District Analysis

2020 CENSUS TOTALS - PLAN 7												
Trustee District	TOTAL POPULATION						TOTAL POPULATION PERCENTAGES					
	Anglo	Asian	Black	Hispanic	Other	Total	Anglo	Asian	Black	Hispanic	Other	Total
1	2,835	98	301	3,673	319	7,226	39.2%	1.4%	4.2%	50.8%	4.4%	100.0%
2	2,484	77	179	3,803	239	6,782	36.6%	1.1%	2.6%	56.1%	3.5%	100.0%
3	3,869	139	550	2,316	343	7,217	53.6%	1.9%	7.6%	32.1%	4.8%	100.0%
4	3,162	23	44	3,260	248	6,737	46.9%	0.3%	0.7%	48.4%	3.7%	100.0%
5	1,547	201	740	4,301	334	7,123	21.7%	2.8%	10.4%	60.4%	4.7%	100.0%
TOTALS	13,897	538	1,814	17,353	1,483	35,085	39.6%	1.5%	5.2%	49.5%	4.2%	100.0%
5 DIST AVG				7,017	7.3% Percent Differential *							

Trustee District	VOTING AGE POPULATION (VAP) PERCENTAGES						CITIZEN VOTING AGE POPULATION (CVAP) PERCENTAGES					
	Anglo	Asian	Black	Hispanic	Other	Total	Anglo	Asian	Black	Hispanic	Other	Total
1	42.9%	1.5%	4.5%	46.7%	4.4%	100.0%	43.5%	1.1%	5.8%	47.2%	2.5%	100%
2	40.8%	1.0%	2.5%	52.4%	3.3%	100.0%	49.1%	0.3%	0.4%	49.1%	1.2%	100%
3	58.6%	2.0%	7.6%	27.9%	3.9%	100.0%	68.8%	0.3%	6.0%	20.8%	4.2%	100%
4	50.0%	0.4%	0.8%	45.8%	3.0%	100.0%	45.2%	0.9%	1.1%	52.3%	0.5%	100%
5	24.0%	3.3%	10.9%	58.0%	3.8%	100.0%	27.6%	1.9%	9.0%	61.1%	0.4%	100%
TOTALS	43.9%	1.6%	5.3%	45.5%	3.7%	100.0%	49.9%	0.7%	3.7%	43.7%	2.0%	100%

RESOLUTION OF THE BOARD OF TRUSTEES
OF THE
MEDINA VALLEY INDEPENDENT SCHOOL DISTRICT

WHEREAS, the Medina Valley Independent School District's ("Medina Valley ISD" or "the District") election system consists of 5 single-member trustee districts and 2 at-large positions in accordance with the resolution of Civil Action No. SA-93-0454, United States District Court, Western District of Texas, San Antonio Division, and

WHEREAS, Texas Education Code ' 11.052(i) provides that the District must re-evaluate its single-member trustee districts following the availability of the most current Decennial Census; and

WHEREAS, the Fourteenth and Fifteenth Amendments to the United States Constitution, and Texas Education Code ' 11.052(i) require that, based on the current Decennial Census data, if the total population residing in Medina Valley ISD=s most populous single-member district exceeds the total population residing in its least populous single-member district by a deviation of ten percent or more, the District must revise the boundaries of its single-member trustee districts to bring the deviation under ten percent; and

WHEREAS, the total population of Medina Valley ISD=s single-member trustee district 5 exceeds the total population of single-member trustee district 4 by a deviation of 203.8% based on the Federal Census of 2020; and

WHEREAS, Texas Education Code § 11.053(a) permits the Board of Trustees of an independent school district to provide for trustees in office when the redistricting plan is adopted to serve for the remainder of their terms; and

WHEREAS, the Medina Valley ISD Board of Trustees consists of the following members: Mario De Leon, Terry Groff, Jennilea Campbell, Beth Zinsmeyer, Shannon Beasley, Paula Davidson and Veronica Cavazos; and

WHEREAS, prior to final approval, the Medina Valley ISD Board held a public meeting on September 20, 2021, to discuss possible redistricting of the trustee single-member districts resulting from the 2020 census and possible creation of a redistricting advisory committee to assist with redrawing of the map; and

WHEREAS, prior to final approval, the Redistricting Advisory Committee ("RAC") held meetings on November 18, 2021, and December 7, 2021 to review and discuss proposed redistricting Plans, according to the redistricting guidelines; and

WHEREAS, on December 16, 2021 the Medina Valley ISD Board of Trustees considered the plan recommended by the RAC and offered the opportunity for community input at the meeting by providing time for public comment.

BE IT THEREFORE RESOLVED that changes set out herein are adopted as follows:


1. The boundaries of the 5 single-member trustee election districts are re-drawn as shown in the map attached hereto as **Exhibit A**, to include the population statistics under the re-drawn boundaries as shown on **Exhibit A**.
2. This Resolution shall take and be given effect immediately, and implementation of the 2021 Redistricting map shall begin with the next general election of the Board of Trustees of the Medina Valley Independent School District and shall apply to all subsequent general elections of the Board until such time a subsequent lawfully-enacted redistricting plan is adopted by the Board.
3. Pursuant to Texas Education Code § 11.053(a), the trustees currently in office shall serve out the remainder of their terms.

Resolved this 16th day of December, 2021.

Mario De Leon, Board President
Board of Trustees

Jennilea Campbell, Board Secretary
Board of Trustees

MEDINA VALLEY INDEPENDENT SCHOOL DISTRICT



"Proud of our past, dedicated to the present, committed to the Future"

MEMORANDUM

To: Medina Valley ISD Board of Trustees
From: Dr. Kenneth Rohrbach, Superintendent
Re: Consider Library Equity Plan
Date: December 9, 2021

Item 2B of the Superintendent Evaluation Instrument reads "During the prior evaluation year, the superintendent ensured the development of an equity plan for district libraries." This item was included in the instrument in order to ensure that there is equity across our district libraries and that library collections remain current. The standard that is used in the plan is "Proficient" as defined by the Texas State Library. The Texas State Library and Archives Commission is directed to develop voluntary School Library Standards in Texas Education Code 33.021. The proposed equity plan brings all of our campus libraries to the proficient standard.

Recommendation: Approve the library equity plan.



**LIBRARY EQUITY
PLAN**

Definitions

Collection Age - The age of the accumulated reading materials found in the library. To reach proficient the average age of a collection is 14 years.

Library Collection - The total accumulation of reading materials found in a library.

Proficient - The minimum passing standard for libraries to operate.

Texas Library Standards - The Texas Library standards consist of 6 components (Goals and Principles), Core Values and expectations of an effective and successful library program put forth by the Texas State Library and Archives Commission in conjunction with the State Board of Education. These standards act as a guideline to develop, implement, and expand library services.

Weeding - is the systematic removal of resources from a library based on selected criteria.

The Road to Proficiency

Year 1

TO REACH PROFICIENT STANDARD

School Name	Collection Total	Weeding Total	Inventory minus weeding	Items Per Student - Calculated (e16/student pop)	Total Titles needed for the 2022-23 SY	Inventory titles needed to be ordered	Total Funds
Castroville Elementary School	11,287	238	11,049.00	14	11,900.00	851.00	\$15,318.00
Lacoste Elementary School	11,216	238	10,978.00	13	11,900.00	922.00	\$16,596.00
Luckey Ranch Elementary School	10,479	219	10,259.76	13	10,962.00	702.24	\$12,640.32
Potranco Elementary School	9,211	253	8,958.44	10	12,628.00	3,669.56	\$66,052.08
Loma Alta Middle School	10,091	236	9,854.68	12	11,816.00	1,961.32	\$35,303.76
Medina Valley Middle School	9,070	292	8,777.96	8	14,602.00	5,824.04	\$104,832.72
Medina Valley High School	14,916	585	14,331.08	7	29,246.00	14,914.92	\$268,468.56
		2,061					\$519,211.44

Year 2

TO REACH PROFICIENT STANDARD

School Name	Collection Total	Weeding Total	Inventory minus weeding	Items Per Student - Calculated (e16/student pop)	Total Titles needed for the 2023-24 SY	Inventory titles needed to be ordered	Total Funds
Castroville Elementary School	11,900.00	238	11,662.00	15	11,900.00	238.00	\$4,284.00
Lacoste Elementary School	11,942.00	267	11,674.60	14	13,370.00	1,695.40	\$30,517.20
Ladera Elementary School	11,900.00	0	11,900.00	14	11,732.00	278.00	\$5,004.00
Luckey Ranch Elementary School	10,962.00	236	10,725.96	14	11,802.00	1,076.04	\$19,368.72
Potranco Elementary School	12,628.00	271	12,357.24	14	13,538.00	1,180.76	\$21,253.68
Loma Alta Middle School	11,816.00	266	11,550.28	14	13,286.00	1,735.72	\$31,242.96
Medina Valley Middle School	14,602.00	328	14,273.84	14	16,408.00	2,134.16	\$38,414.88
Medina Valley High School	29,246.00	657	28,588.56	14	32,872.00	4,283.44	\$77,101.92
		2,264					\$227,187.36

Year 3

TO REACH PROFICIENT STANDARD							
School Name	Collection Total	Weeding Total	Inventory minus weeding	Items Per Student - Calculated (e16/student pop)	Total Titles needed for the 2024-25 SY	Inventory titles needed to be ordered	Total Funds
Castroville Elementary School	11,900	250	11,649.96	15	12,502.00	852.04	\$15,336.72
Lacoste Elementary School	13,370	302	13,068.16	15	15,092.00	2,023.84	\$36,429.12
Ladera Elementary School	11,732	0	11,732.00	12	13,860.00	2,128.00	\$38,304.00
Lucky Ranch Elementary School	11,802	248	11,553.92	15	12,404.00	850.08	\$15,301.44
Potranco Elementary School	13,538	288	13,249.60	15	14,420.00	1,170.40	\$21,067.20
Loma Alta Middle School	13,286	292	12,993.96	15	14,602.00	1,608.04	\$28,944.72
Medina Valley Middle School	16,408	357	16,051.28	15	17,836.00	1,784.72	\$32,124.96
Medina Valley High School	32,872	731	32,141.48	15	36,526.00	4,384.52	\$78,921.36
		2,468					\$266,429.52

Year 4

TO REACH PROFICIENT STANDARD

School Name	Collection Total	Weeding Total	Inventory minus weeding	Items Per Student - Calculated (e16/student	Total Titles needed for the 2025-26 SY	Inventory titles needed to be ordered	Total Funds
Castroville Elementary School	12,502	260	12,241.88	16	13,006.00	764.12	\$13,754.16
Lacoste Elementary School	15,092	340	14,752.36	17	16,982.00	2,229.64	\$40,133.52
Ladera Elementary School	13,860	0	13,860.00	14	15,456.00	1,596.00	\$28,728.00
Luckey Ranch Elementary School	12,404	255	12,148.64	16	12,768.00	619.36	\$11,148.48
Potranco Elementary School	14,420	295	14,125.44	16	14,728.00	602.56	\$10,846.08
Loma Alta Middle School	14,602	349	14,253.40	17	17,430.00	3,176.60	\$57,178.80
Medina Valley Middle School	17,836	382	17,454.08	17	19,096.00	1,641.92	\$29,554.56
Medina Valley High School	36,526	800	35,725.76	17	40,012.00	4,286.24	\$77,152.32
		2,680					\$268,495.92

Year 5

TO REACH PROFICIENT STANDARD

School Name	Collection Total	Weeding Total	Inventory minus weeding	Items Per Student - Calculated (e16/student pop)	Total Titles needed for the 2026-27 SY	Inventory titles needed to be ordered	Total Funds
Castroville Elementary School	13,006	275	12,730.76	16	13,762.00	1,031.24	\$18,562.32
Lacoste Elementary School	16,982	375	16,607.08	19	18,746.00	2,138.92	\$38,500.56
Ladera Elementary School	15,456	0	15,456.00	16	17,374.00	1,918.00	\$34,524.00
Luckey Ranch Elementary School	12,768	272	12,495.84	16	13,608.00	1,112.16	\$20,018.88
Potranco Elementary School	14,728	309	14,419.44	16	15,428.00	1,008.56	\$18,154.08
Loma Alta Middle School	17,430	375	17,054.80	20	18,760.00	1,705.20	\$30,693.60
Medina Valley Middle School	19,096	383	18,713.24	18	19,138.00	424.76	\$7,645.68
Medina Valley High School	40,012	901	39,110.96	19	45,052.00	5,941.04	\$106,938.72
		2,890					\$275,037.84

MEDINA VALLEY INDEPENDENT SCHOOL DISTRICT



"Proud of our past, dedicated to the present, committed to the Future"

MEMORANDUM

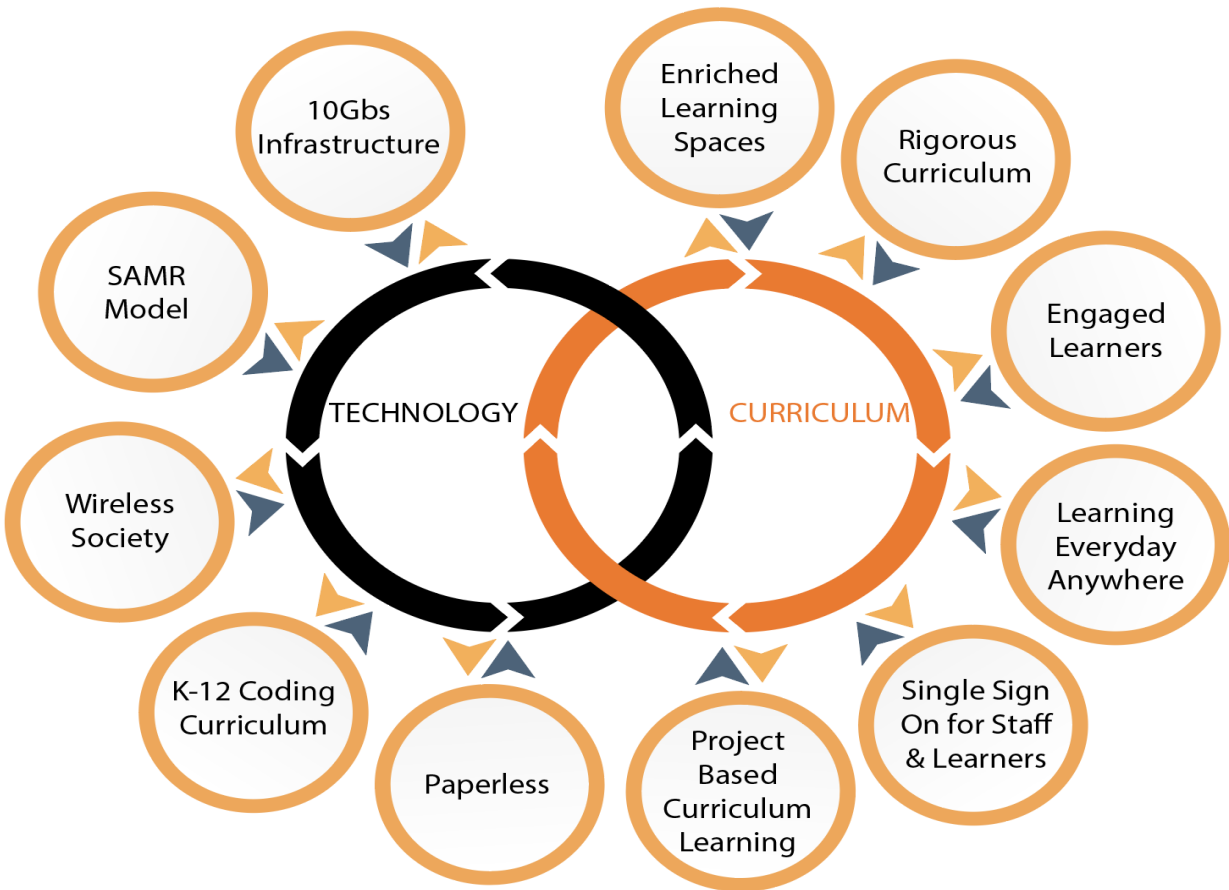
To: Medina Valley ISD Board of Trustees
From: Dr. Kenneth Rohrbach, Superintendent
Re: Consider Long-Range Technology Plan
Date: December 7, 2021

Item 2F of the Superintendent Evaluation Instrument reads "During the prior evaluation year, the superintendent provided a review of the district technology plan and recommended changes to the Board". The technology plan has been reviewed and updated to reflect the current and projected future needs in regard to technology in the district. The new plan integrates the technology plan with the instructional technology plan in order to create a comprehensive long-range plan.

Recommendation: Approve the long-range technology plan.

Long-Range Plan for Technology

Goals, Objectives, and Strategies



Mission: The Medina Valley Independent School District will provide relevant technology that enhances instruction for student success, prepares learners to be competitive in the global market, and encourages all learners to achieve their highest potential.

Vision: To provide a multi-faceted technological skill-set that allows graduates to be competitive and successful.

Goals

- As student enrollment increases and campus populations fluctuate, the District will maintain a technology standard that ensures equity.
- Obsolescence for department devices
- Standardized classroom setup

ECE	Elementary	Secondary
Presentation device Teacher laptop 4 iPads 2 Chrome workstations	Presentation device Teacher laptop 6 chrome devices (core) Storage carts for campus chromebooks	Presentation device Teacher laptop 12 chrome devices (core) Calculators** *all other devices up to 75% will be housed in carts provided by the district
Additional peripheral devices (printers, document cameras, etc) and software may be purchased by campuses, provided they fit with the district's overall goals. **Calculators will be based on demographers projections (i.e.. 100% coverage for testing grade levels as well as alignment to TEKS curriculum requirements)		

- Calculators/TI app
- Increase Wide Area Network (connections between campuses and central office) to 10Gb
- Access points in every classroom – 75% complete
- Phone replacement/Cloud phone system
- Mobile devices available for 75% of student population
- Strive to be paperless
- Include K-12 coding in the core curriculum
- Learning spaces designed for engaging curriculum
- Increase project-based cross-curriculum learning
- Align technology and curriculum IE: SAMR Model
 - Instructional Technology - defined and implemented
- Records retention - scanning paper documents - document management system
- District-wide access controls (HS and new campuses)– safety – 10%
 - Expand to all campuses within 5 years
- Refine District Technology Procedures
 - annual budget for Viewsonics, printers, computers to include growth projections
 - district software purchase/renewals
 - multi-campus software - vetted by district
 - annual tech deploy and pickup
- keeping campus inventory current
 - designate a person on each campus responsible for inventory

Current Status

- Network infrastructure - 10Gbs capable
- Fiber optic network backbone 10Gbs capable
- Wireless access points in 75% of classrooms
- All district staff have new leased laptops - 100%
- Google Domain
- Upgraded every classroom computer lab added additional labs at MVHS and MV LOMA
- Every ES classroom has a minimum of 4 student devices
- Campuses should be equipped with Chromebooks at 75% of the total campus enrollment
 - K-5 classrooms have chromebooks
- Instructional technology - limited by staffing
- District-wide surveillance system - 99% complete (phase 1 and phase 2)
- District-wide inventory system - in-place, 75% of devices inventoried
- Current internet service is 10Gbs = 1.6 Mbps per learner
- Single sign-on to all online applications- Classlink - 100% complete
- Infrastructure at 10Gb capacity- 99% complete
- Obsolescence cycles defined and implemented - ongoing
- All district staff have new leased laptops - 100% - 2020
- Single sign-on to all online applications- Classlink - 100% complete - 2019
- Replace Wireless controllers - 100% complete 2020
- Replace district phone system - 100 % complete 2020

Goal 1: Enhance Instructional Technology

Board/Superintendent **Goal #2:** *Ensure that the district curriculum addresses the needs of all learners, and provide appropriate resources to campuses in order to support the curriculum*

Objective 3: MVISD will provide instructional technology support to allow our staff to embrace 21st-century learning.

Objective 7: MVISD will provide opportunities for all students to problem solve and think critically through the use of digital tools.

Code	Strategies	Timeline	Person(s) Responsible	Measurable Evidence	Estimated Cost	Percent Complete
1.1	Design Blended Learning Spaces / Instructional Approach	2021 and ongoing	Curriculum and Technology	<ul style="list-style-type: none"> - Eduphoria registrations - Agendas - Sign-in 	\$8,647 (Title I)	50
1.2	Implement the MVISD SAMR, model MVISD SAMR Model SAMR PD Model	2021 and ongoing	Curriculum and Technology	<ul style="list-style-type: none"> - Eduphoria registrations - Agendas - Sign-in 	0	40
1.3	Support key personnel in attending technology conferences - tech. staff, teachers, administrators, and board members	Annually	Technology	Additional technology presentations from teachers, staff, etc during Expo	\$10,000	ongoing
1.4	Implement a technology committee to set formal processes for innovative programs, evaluation of current initiatives, and review of pilot programs/proposals.	2021	Instructional Technology, Director of Technology, Campus administrators and teachers	<ul style="list-style-type: none"> - Eduphoria registrations - Agendas - Sign-in 	\$0	
1.5	Evaluate STEAM Labs for Elementary Campuses	2019-2024	Curriculum and Technology	Committee to review and recommend changes <ul style="list-style-type: none"> - Eduphoria registrations - Agendas 	\$45,000	40%

				- Sign-in		
1.6	Provide multiple and various opportunities for students to become independent learners while utilizing technology.	Ongoing	Campus Staff Curriculum Department	Lesson planning documents	\$0	
1.7	Implement digital portfolios for students in grades PreK - 12 to curate their work(Google Classroom, Seesaw)	Ongoing	Instructional Technology Specialist	Lesson plans Student portfolios	\$12,540	

Goal 2: Provide Staff Development

Board/Superintendent **Goal #2:** Ensure that the district curriculum addresses the needs of all learners, and provide appropriate resources to campuses in order to support the curriculum.

Objective 8: Teachers will provide teachers with training, tools and ongoing support to utilize technology tools for student learning and to develop their understanding of technology teaching standards in order to integrate them throughout the curriculum.

Code	Strategies	Timeline	Person(s) Responsible	Measurable Evidence	Estimated Cost	Percent Complete
2.1	Provide research based resources and professional learning opportunities for all teachers in how to leverage digital content and technologies in instruction to support integration of blended learning into content lesson plans	Ongoing	Curriculum Department	Lesson Plans PD exit tickets Course catalog in Eduphoria	\$0	
2.2	Provide differentiated professional development opportunities that model instructional technology best practices a variety of times throughout the year and in a variety of formats such as: webinars, videos, face-to-face, and online instruction	Ongoing	Instructional Technology Specialist	IT Specialist logs, campus visits, exit tickets	\$0	
2.3	Maintain and update the learning and support resources available on the Digital Learning Website	Ongoing	Instructional Technology Specialist	Usage reports for the website and individual resource pages such as Google Analytics & ClassLink Analytics.	\$0	

2.4	Provide secondary CTE Teachers with professional development on programs used in CTE courses.	2021 - ongoing	CTE Director	Lesson plans, PD exit tickets, Course catalog in Eduphoria		
2.5	Onboarding of teachers with technology resources	2022-and ongoing	Director of Technology, Instructional Technology Specialist, HR Director, Director of Curriculum	All new employees go through a new hire technology training	\$0	ongoing

Goal #3 Digital Citizenship

Board/Superintendent **Goal #3:** Focus on safety of staff and students, ensuring that appropriate safety measures are in place at all campuses and all district facilities, and implement corrective actions based on campus and district safety audits.

Objective 5: MVIDSD will create and implement a comprehensive Digital Citizenship Curriculum to promote a safe and secure learning environment for all students and staff.

Code	Strategies	Timeline	Person(s) Responsible	Measurable Evidence	Estimated Cost	Percent Complete
3.1	Refine and implement digital citizenship curriculum	Ongoing	Instructional Technology Specialist	<p>Updated Digital Citizenship Curriculum, Lesson plans</p> <p>Impact of awareness: report of cyberbullying</p> <p>Report blocked website access attempts</p> <p>Report of security violations</p>	\$0	ongoing

Goal #4: Parent engagement

Board/Superintendent **Goal #1:** Focus on the whole child including physical, social, and emotional well-being

Objective 6: MVISD will provide training for parents on district technology and its application.

Code	Strategies	Timeline	Person(s) Responsible	Measurable Evidence	Estimated Cost	Percent Complete
4.1	Refine district webpage to include pertinent information and resources about technology tools, policies and digital citizenship	Ongoing	Director of Technology; Instructional Technology Specialist	District website	\$0	
4.2	Provide parents on going support on district technology tools and how they can support their students	Ongoing	Instructional Technology Specialist; Technology Department Help Desk	Website resources provided; call logs; Zen desk	\$0	
4.3	Provide technology classes for community members	Ongoing	Director of Technology, Instructional Technology Specialist	Number of community members attending classes	\$1,000	

Goal 5: Update Infrastructure

Board/Superintendent **Goal #2** Ensure that the district curriculum addresses the needs of all learners, and provide appropriate resources to campuses in order to support the curriculum

Objective 1.1: MVIDS will ensure a reliable network infrastructure that will enable the district to succeed in any future technological projects.

Code	Strategies	Timeline	Person(s) Responsible	Measurable Evidence	Estimated Cost	Percent Complete
5.1	Increase WAN circuits between campuses to 10Gb	2021-2024	Director of Technology	Core network running at 10Gb	\$500,000	28
5.2	Address equity of technology resources across the district	2021-2024	Director of Technology	Define a standard for classroom technology , (instructional delivery device such as a projector, teacher computing devices), achieve a 75% ratio of devices vs student population by campus	\$338,000 (130 interactive board devices ordered in 2021-22).	ongoing
5.4	Add access points to every classroom	2021-2022	Director of Technology	Learners/staff have unlimited wireless access	\$32,000	75
5.5	Refresh network infrastructure switches and servers	Annually as needed - 7 year cycle for most	Technology Department	Devices are evaluated yearly for replacement	varies by year	ongoing

Objective 1.2: Enhance safety and security through the use of technology

Code	Strategies	Timeline	Person(s) Responsible	Measurable Evidence	Estimated Cost	Percent Complete
5.5	Enhance cybersecurity within the district	20201 - ongoing	Director of Technology	Required training completion certificates, results of penetration testing and phishing testing	\$10,000	5
5.7	Move to a hybrid cloud solution for phones	2021 - 2023	Technology	Phones are able to be answered from multiple devices	\$10,000 annually	0
5.8	Give all campuses a direct dial number	2021-2022	Technology	All campuses will have a phone number that can be dialed directly	\$0	0
5.9	Door Access controls	2021 and ongoing	Technology, Facilities, Safety & Security	Door access controls in place at all campuses	\$500,000	10
5.10	Install exterior wifi-access points to support our learners who do not have wifi at their homes	2021-2022	Technology		\$50,000	50
5.11	Continue enhancing our existing	Annually	Technology, Safety & Security	Replace and reposition cameras as needed, add new	\$20,000	On-going

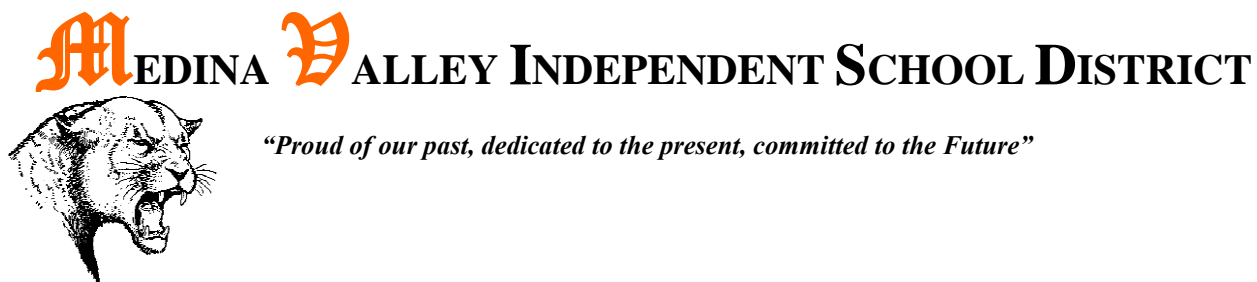
	surveillance system			cameras an necessary		
--	------------------------	--	--	-------------------------	--	--

Goal 6: Design an Obsolescence Plan

*Board/Superintendent **Goal #4** Ensure that the rapid growth of the district is supported in all aspects, including planning for new campuses, staffing, budgeting, and demographic studies.*

Objective2: MVISD will develop and maintain the obsolescence plan to allow budgeting for any future technology purchases.

Code	Strategies	Timeline	Person(s) Responsible	Measurable Evidence	Estimated Cost	Percent Complete
6.1	Refresh classroom projection devices	Annually - 10 year cycle	Technology Department	Devices are no older than 10 years	Varies by year, based on plan	ongoing
6.2	Refresh teacher devices	Annually - 5 year cycle	Technology Department	Devices are no older than 5 years	Varies by year, based on plan	ongoing
6.3	Refresh student devices	Annually - 5 year cycle	Technology Department	Devices are no older than 5 years	Varies by year, based on plan	ongoing



MEMORANDUM

To: Medina Valley ISD Board of Trustees
From: Dr. Kenneth Rohrbach, Superintendent
Re: Consider Appointment of Members to the Safe and Supportive School Program (SSSP) Team
Date: December 13, 2021

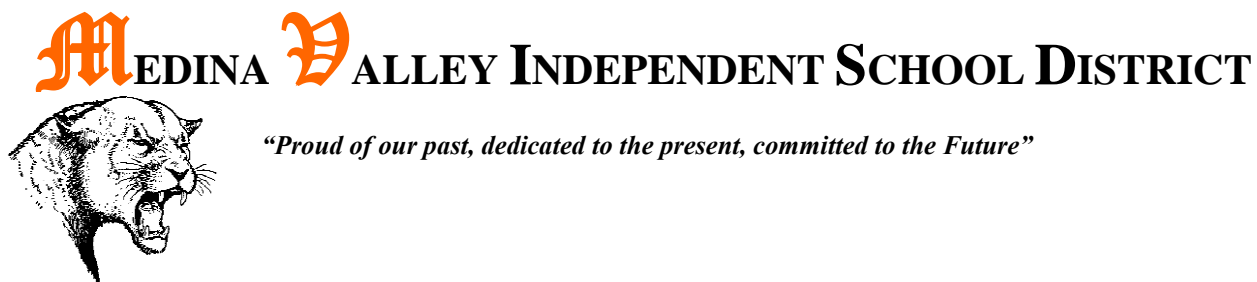
LEAs are required to comply with the provisions of statute in Senate Bill (SB) 11 from the 86th Legislative Session. Each district is required to have a SSSP team, as is each individual campus. The primary role of these teams is to perform threat assessments. TEC §37.115(f)(1) and (2) require each SSSP team to conduct a threat assessment that includes assessing and reporting individuals who make threats of violence or exhibit harmful, threatening, or violent behavior in accordance with the policies and procedures adopted by each LEA. Moreover, those procedures must be consistent with the model policies and procedures developed the TxSSC and TEA. LEAs must also continue to gather and analyze data to determine the level of risk and appropriate interventions for each threat assessed. The individuals recommended meet the qualifications to serve on an SSSP.

Recommendation: Approve the recommended members to the district and campus SSSP teams.

MEDINA VALLEY ISD - SAFE AND SUPPORTIVE SCHOOL PROGRAM TEAMS (SSSP)

Threat Assessment

TITLE	DISTRICT	CASTROVILLE	LACOSTE	LADERA	LUCKEY RANCH	POTRANCO	LOMA ALTA	MVMS	MVHS
Administration	Kenneth Rohrbach	Ken Center	Elizabeth Vera	Shelly Guinn	Georgia Neuman	Sandy Bermea	Joseph Guidry	Lesli Solis	Tanner Lange
Safety/EOP's	Tanya Stivors	Katherine Perez	Ruth Bernard	Abel Martinez	Rebecca Holler	Audrey White Brenda Estrella-Pagan	Dan Williams	Gerri Butler	Melissa Gonzales
Counselor	Tonie Hutzler	Morgan Tondre	Cara Rakowitz	Julie Center	Esmerelda Aguirre	Sandra R. Cantu Maricarmen Saldana	Juan Pena Rosemary Morales	Katie Lange Wendy Brewer	Rebecca McHazlett
Social Worker	Emily Perez	Kayla Wiggins	Christine Bokaie	Angela Solis	Linsay Minarovic	Stephanie Rodriguez	Rebecca Juarez	Devon Jefferson	Rachel Katzman Emily Perez
Teacher/Teachers	-	Claire Tondre	Janet Graff	Kira Cassiano	Jessica Hysell	Rebecca Ozuna Grace DeLeon	Natalee Mueller	Catherine Jaquez	Ashley Winters
Nurse	Tina Schmelzer	Kim Clark	Sandra Sandoval	Sarah Fulks	Gracia Riojas	Christie L. Neuman	Erin Pedroza	Mary Keil	Dawn Friesenhahn
SRO's/EM/Law	Bracken Belohlavek	Garrett Wright	Garrett Wright	Garrett Wright	Garrett Wright	Garrett Wright	Reggie Regalado	Dustin Reyes	Charles Moreno Dominique Fonseca



MEMORANDUM

To: Medina Valley ISD Board of Trustees
From: Dr. Kenneth Rohrbach, Superintendent
Re: Consider Approval of Changes to District Healthcare Coverages Beginning with the 2022-2023 Plan Year
Date: December 8, 2021

During the 87th Regular Legislative Session (2021), Senate Bill 1444 (SB 1444) was passed to address the provision of health insurance plans by school districts. While a district offers TRS-ActiveCare, state law will no longer allow it to offer an alternative health plan to employees. Therefore, by December 31, 2021, Medina Valley ISD will have to formally notify the Teacher Retirement System (TRS) whether the district will leave TRS-ActiveCare beginning with the 2021-2022 school year or stay exclusively with TRS-ActiveCare. Should the district choose to leave TRS-ActiveCare, it would not be able to rejoin the plan for a period of five years. Should the district stay with TRS-ActiveCare, it may continue to reevaluate its participation yearly.

Currently, the district offers two options for healthcare through TRS ActiveCare and Cigna (brokered by UBC). By December 31, 2021, Medina Valley ISD will have to formally indicate to TRS whether it will stay exclusively with TRS-ActiveCare or leave and offer an alternative choice. Should the district decide to leave TRS-ActiveCare documentation showing support for the decision from the Board of Trustees must be obtained.

2022-2023 Health Insurance

December 16, 2021

SB 1444

- Districts can now opt out of TRS-ActiveCare each year but will have to remain out for 5 years if they choose to do so.
 - If Districts opt out, they cannot rejoin ActiveCare for five years.
 - Statement of intent to leave TRS-ActiveCare has to be submitted by **December 31, 2021**.
 - Starting in September 2022, all employees on TRS-ActiveCare will be denied coverage if the District continues to provide an alternative choice.
 - Regional Pricing for TRS-ActiveCare will be offered but Rates and Plans will not be available until **April 2022**.
-

District Meetings and Surveys

- Preliminary Survey- September 27, 2021

210 responses- 83% UBC 17% TRS

Shared Health Insurance Drive with all District Staff

- Presentation October 11, 2021 Staff Development day
- Campus/Department Meetings November 2-11

Review October 11 presentation and Survey results

- District Committee Meeting November 17

All Campuses and Departments had representatives

UBC presented rates for Cigna and Aetna

No Rates available from TRS ActiveCare

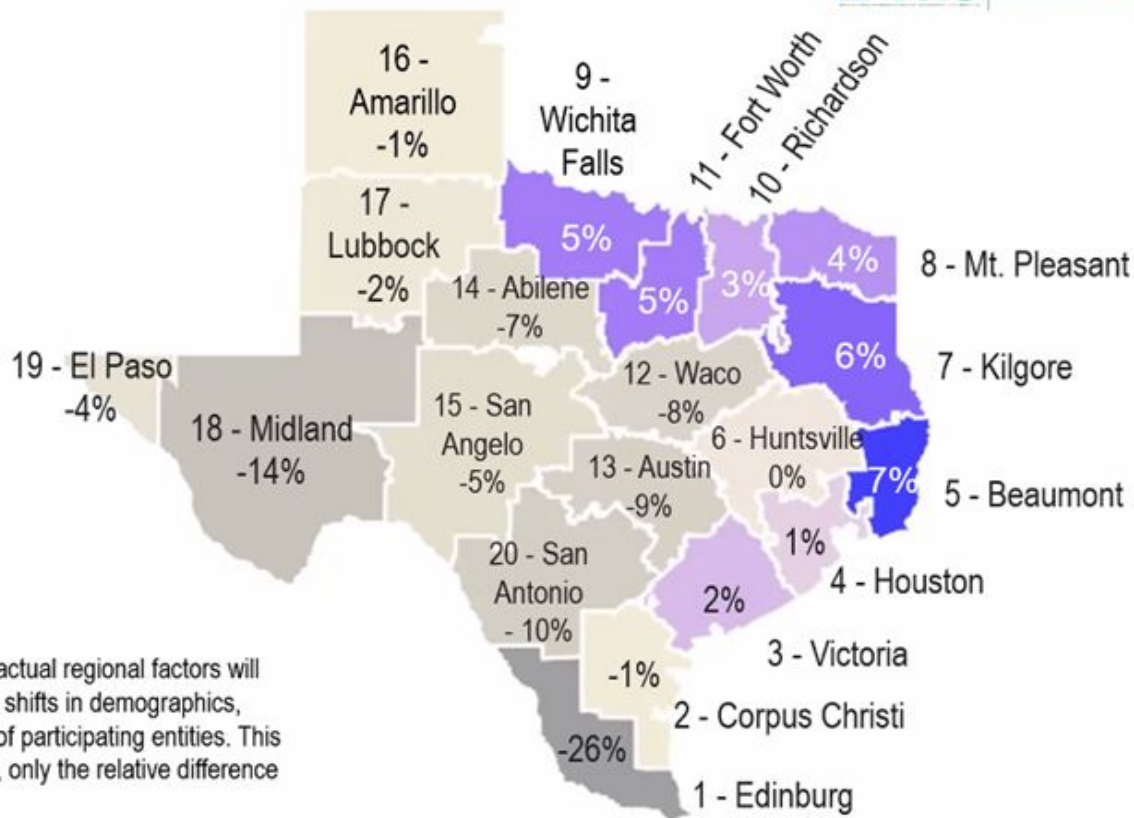
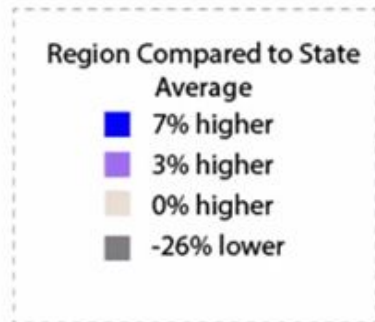
- TRS Webinar November 30, 2021
 - New Survey December 1, 2021
-

TRS- ActiveCare Meeting

11/30/2021

- Region 1, Region 18 and Region 20
 - Katrina Daniel, TRS Chief Health Officer
 - Reviewed Timeline for Districts to make decision
 - Discussed Map in the next slide
 - Plans and Rates for TRS ActiveCare will not be available until April 2022
-

REGIONAL COMPARISON TO STATEWIDE AVERAGE



Note: This comparison provided is based on current data and actual regional factors will change until April 2022. Regional factors will change based on shifts in demographics, network discounts, experience and the addition or elimination of participating entities. This comparison is not intended to reflect rate changes for FY2023, only the relative difference between regions based on current data.

HOW WILL THIS IMPACT YOUR RATE NEXT YEAR?



- TRS will determine the health care trend in your ESC over the next few months.
 - Trend includes utilization of medical services + varying prices in the ESC region
- Once we have the trend, we add it to your ESC regional factor and get your premium change from the prior year.
- 2022-23 TRS-ActiveCare rates & benefits are anticipated to be adopted at the April TRS Board meeting.

Trend Needed	Region with +2% Relative Cost	Region with -5% Relative Cost
0%	2%	-5%
2%	4%	-3%
5%	7%	0%

Employee Participation in Health Insurance

2019-2020 367 TRS (\$225/month contribution)

Cost to District \$990,900

2020-2021 56 TRS 360 UBC (\$325)

Cost to District \$1,622,400

2021-2022 62 TRS 480 UBC (\$325)

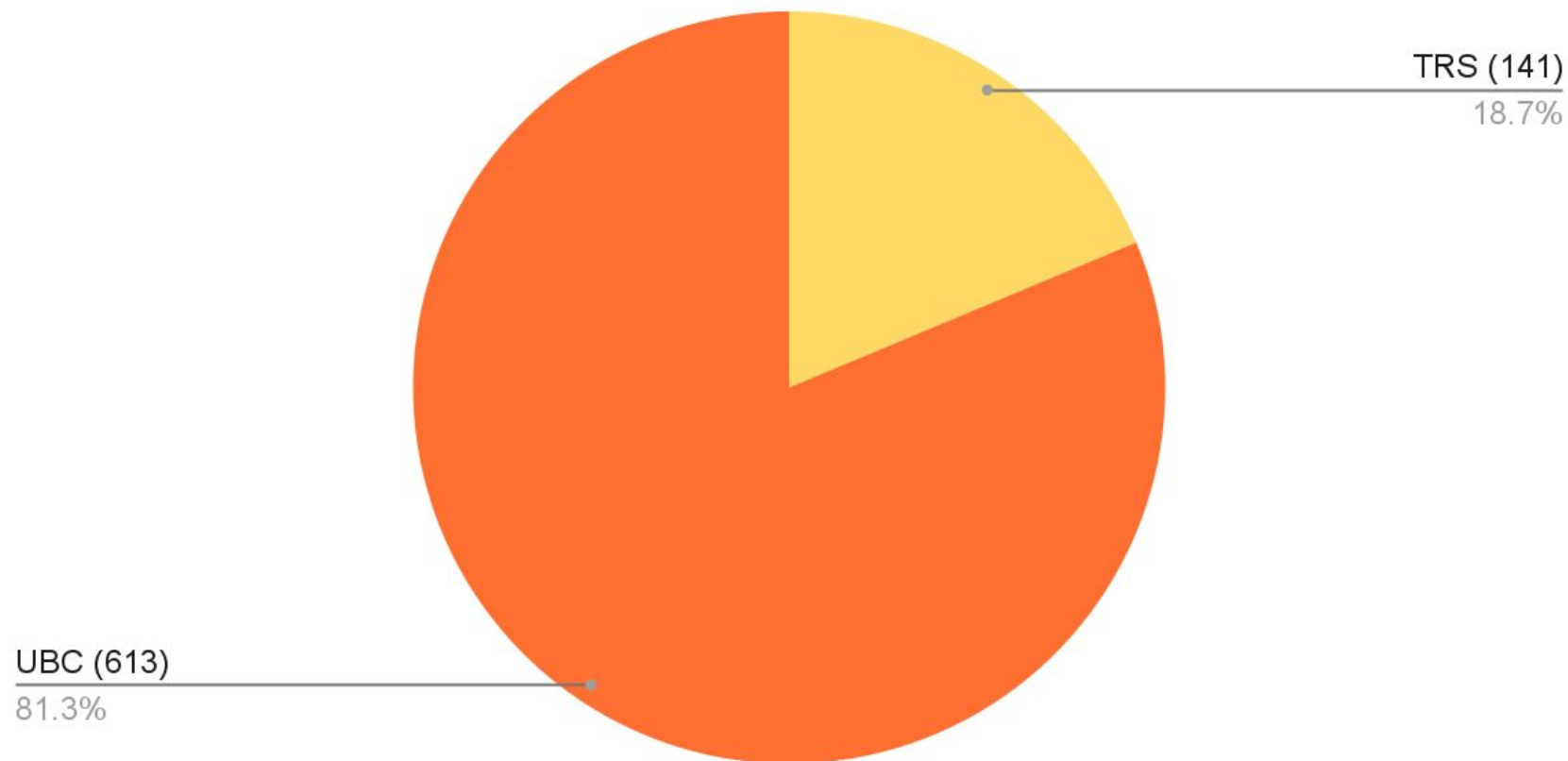
Cost to District \$2,113,800

	Comparable Plans						
Plan Year	2020-2021	2021-2022	2022-2023	2020-2021	2021-2022	2022-2023	2022-2023
Plan Name	TRS-ActiveCare HD (28 Employees)			UBC-Basic Plan Cigna (203 Employees)			UBC- Basic Plan Aetna
Plan Summary		Similar to current 1-HD Lower premium Compatible with HSA Nationwide network with out-of-network No requirement for PCP or referrals Must meet deductible before plan pays for non-preventative care	?		Similar to ActiveCare HD Same deductible and co-insurance Plan has both in- and out-of-network coverage available Plan includes \$0 virtual (tele-medicine) visits Plan lower out-of-pocket maximums than the HD plan both in and out of network	Same as 2021-2022 Plan	Same as UBC Basic Cigna 2021-2022 plan
Employee Cost (\$325 District Contribution applied to all rates listed)	District Contribution of \$325 Applied to all Rates and Plans Below			District Contribution of \$325 Applied to all Rates and Plans Below			District contribution of \$325 applied
Employee Only	\$72	\$104 (20)	?	\$27	\$45 (171)	\$60-\$90	\$171
Employee and Spouse	\$795	\$884 (1)	?	\$725	\$788 (2)	\$813-\$888	\$1,168
Employee and Children	\$390	\$447 (4)	?	\$320	\$352 (27)	\$372-\$452	\$584
Employee and Family	\$1,013	\$1120 (3)	?	\$913	\$975 (3)	\$1005-\$1175	\$1,419
Deductibles	In-Network		Out-of-Network	In-Network		Out-of-Network	
Individual/Family	\$3,000/\$6,000		\$5,500/\$11,000	\$3,000/\$6,000		\$6,000/\$12,000	Same
Coinsurance	You pay 20% after deductible		You pay 50% after deductible	You pay 20% after deductible		You pay 40% after deductible	Same
Individual/Family Max Out-of-Pocket	\$7,000/\$14,000		\$20,250/\$40,500	\$6,650/\$13,300		\$12,700/\$25,400	Same
Network	Nationwide		?	Nationwide			Same
Primary Care Provider Required	No			No			Same
Doctor Visits							
Primary Care	You pay 30% after deductible		You pay 50% after deductible	You pay 20% after deductible		You pay 40% after deductible	Same
Specialist	You pay 30% after deductible		You pay 50% after deductible	You pay 20% after deductible		You pay 40% after deductible	Same
Virtual Health	\$30 per consultation (Only for those insured)		?	\$0 per consultation (Entire Family may use)		You pay 40% after deductible	Same

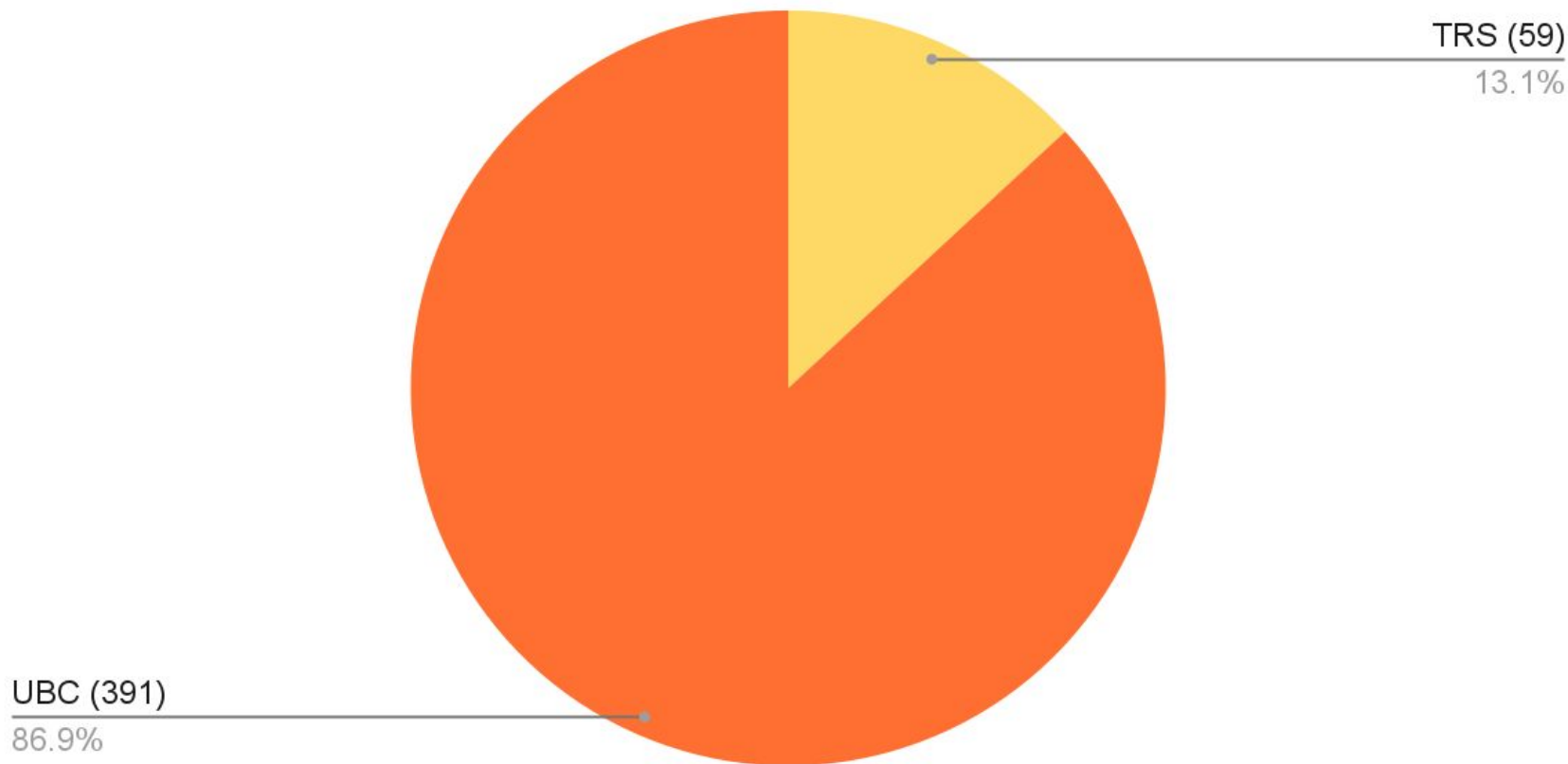
	Comparable Plans						
Plan Year	2020-2021	2021-2022	2022-2023	2020-2021	2021-2022	2022-2023	2022-2023
Plan Name	TRS-ActiveCare Primary+ (13 Employees)			UBC- Enhanced Plan Cigna (283 Employees)			UBC- Enhanced Plan Aetna
Plan Summary	Simpler version of the current select plan Lower deductible than the HD and primary plans Copays for many services and drugs Higher premium Statewide network PCP referrals required to see specialists Not compatible with HSA No out-of-network coverage		?	Similar to the new Primary Plus Plan Plan pays 90% after deductible in-network Slightly higher deductible Plan has in- and out-of-network benefits Plan does not require referrals Plan has \$150 emergency room co-pay No deductible for prescription drugs		Same	Same as UBC Enhanced Cigna
Employee Cost (\$325 District Contribution applied to all rates listed)	District Contribution of \$325 Applied to all Rates and Plans Below			District Contribution of \$325 Applied to all Rates and Plans Below			District contribution of \$325 applied
Employee Only	\$189	\$217 (12)	?	\$149	\$173 (166)	\$188-\$228	\$199
Employee and Spouse	\$939	\$1009 (0)	?	\$879	\$939 (3)	\$964-\$1039	\$1,005
Employee and Children	\$509	\$554 (1)	?	\$439	\$477 (99)	\$497-\$577	\$584
Employee and Family	\$1,263	\$1350 (0)	?	\$1,133	\$1206 (15)	\$1236-\$1406	\$1,419
Deductibles	In-Network Coverage Only			In-Network		Out-of-Network	
Individual/Family	\$1,200/\$3,600		?	\$1,500/\$3,000		\$4,000/\$8,000	Same
Coinsurance	You pay 20% after deductible		?	You pay 10% after deductible		You pay 40% after deductible	Same
Individual/Family Max Out-of-Pocket	\$6,900/\$13,800		?	\$5,000/\$10,000		\$8,000/\$16,000	Same
Network	Statewide		?	Nationwide			Same
Primary Care Provider Required	Yes		?	No			Same
Doctor Visits							
Primary Care	\$30 copay		?	\$35 copay		You pay 40% after deductible	Same
Specialist	\$70 copay		?	\$35 copay		You pay 40% after deductible	Same
Virtual Health	\$0 per consultation		?	\$0 per consultation (Entire Family may use)		You pay 40% after deductible	Same

	Stand-Alone Plan			Stand-Alone (Closed to New Enrollees)		
Plan Year	2020-2021	2021-2022	2022-2023	2020-2021	2021-2022	2022-2023
Plan Name	TRS-ActiveCare Primary (18 Employees)			TRS-ActiveCare 2 (3 Employees)		
Plan Summary	Lower premium Copays for doctor visits Statewide network PCP referrals required Not compatible with HSA No out-of-network coverage			Closed to new enrollees Current enrollees can choose to stay in plan Lower deductible Copays for many drugs and services Nationwide network with out-of-network coverage No requirement for PCPs or referrals		
Employee Cost (\$325 District Contribution applied to all rates listed)	District Contribution of \$325 Applied to all Rates and Plans Below			District Contribution of \$325 Applied to all Rates and Plans Below		
Employee Only	\$61	\$92 (10)	?	\$612	\$688 (2)	?
Employee and Spouse	\$764	\$851 (1)	?	\$1,897	\$2077 (0)	?
Employee and Children	\$370	\$426 (3)	?	\$1,068	\$1182 (1)	?
Employee and Family	\$976	\$1080 (4)	?	\$2,302	\$2516 (0)	?
Deductibles	In-Network Coverage Only			In-Network Out-of-Network		
Individual/Family	\$2,500/\$5,000			\$1,000/\$3,000	\$2,000/\$6,000	?
Coinsurance	You pay 30% after deductible			You pay 20% after deductible	You pay 40% after deductible	?
Individual/Family Max Out-of-Pocket	\$8,150/\$16,300			\$7,900/\$15,800	\$23,700/\$47,400	?
Network	Statewide			Nationwide		
Primary Care Provider Required	Yes			No		
Doctor Visits						
Primary Care	\$30 copay			\$30 copay	You pay 40% after deductible	?
Specialist	\$70 copay			\$70 copay	You pay 40% after deductible	?
Virtual Health	\$0 per consultation (Only for those insured)			\$0 per consultation		

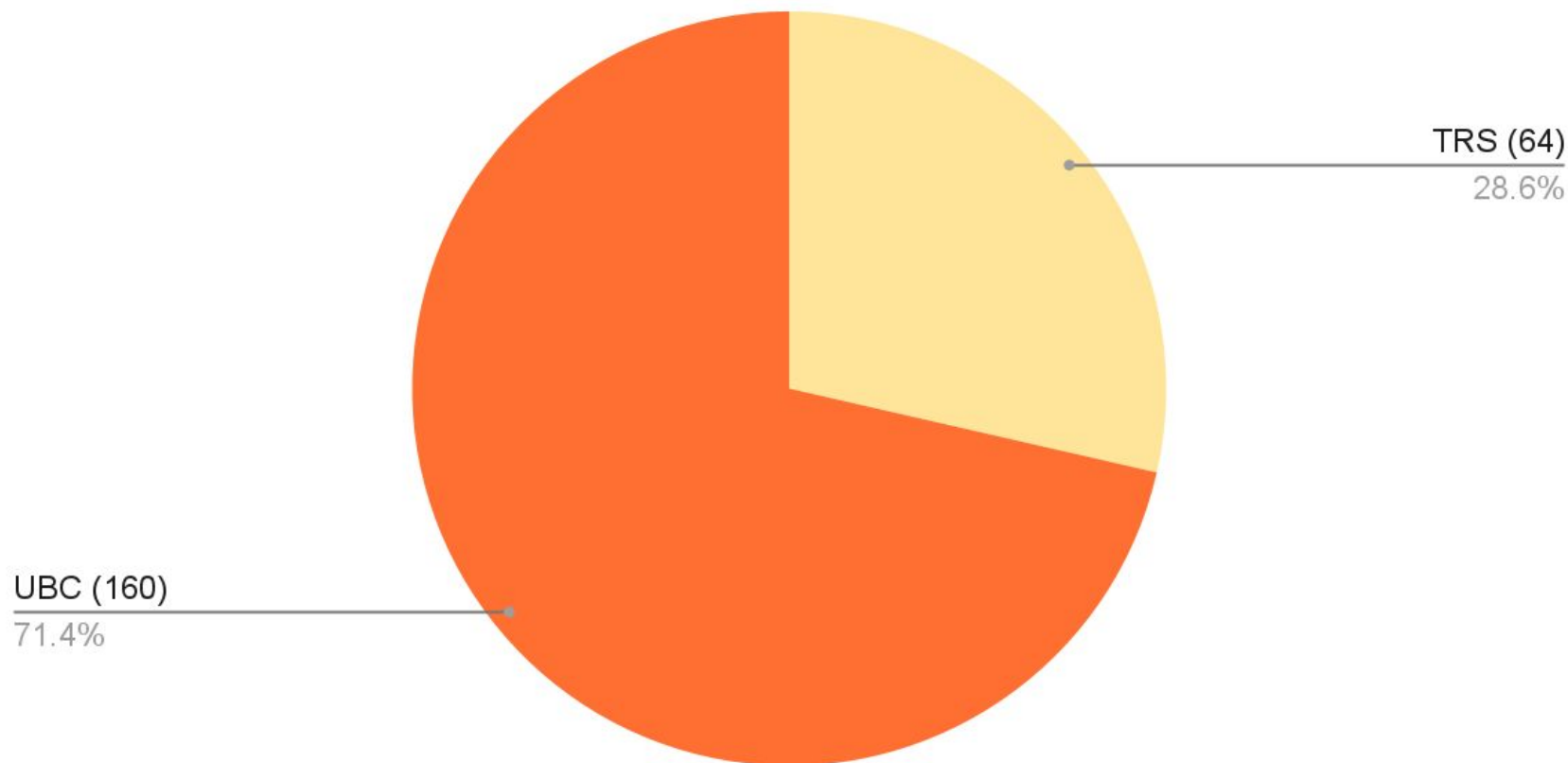
All Current Employees preference for Health Insurance offered by the District in the 2022-2023 school year



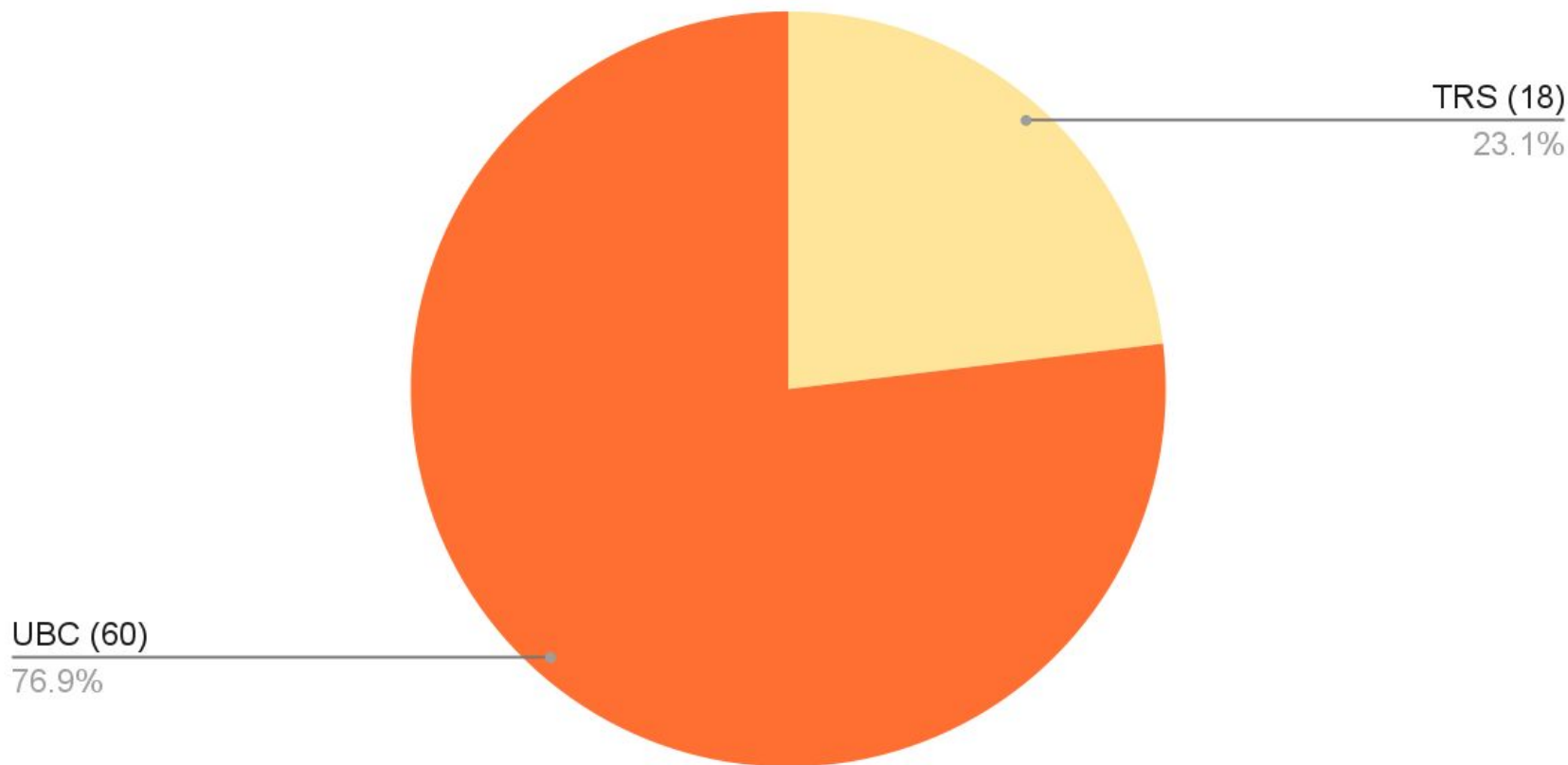
Current employees with TRS or UBC Insurance preference for Health Insurance offered by the District in the 2022-2023 school



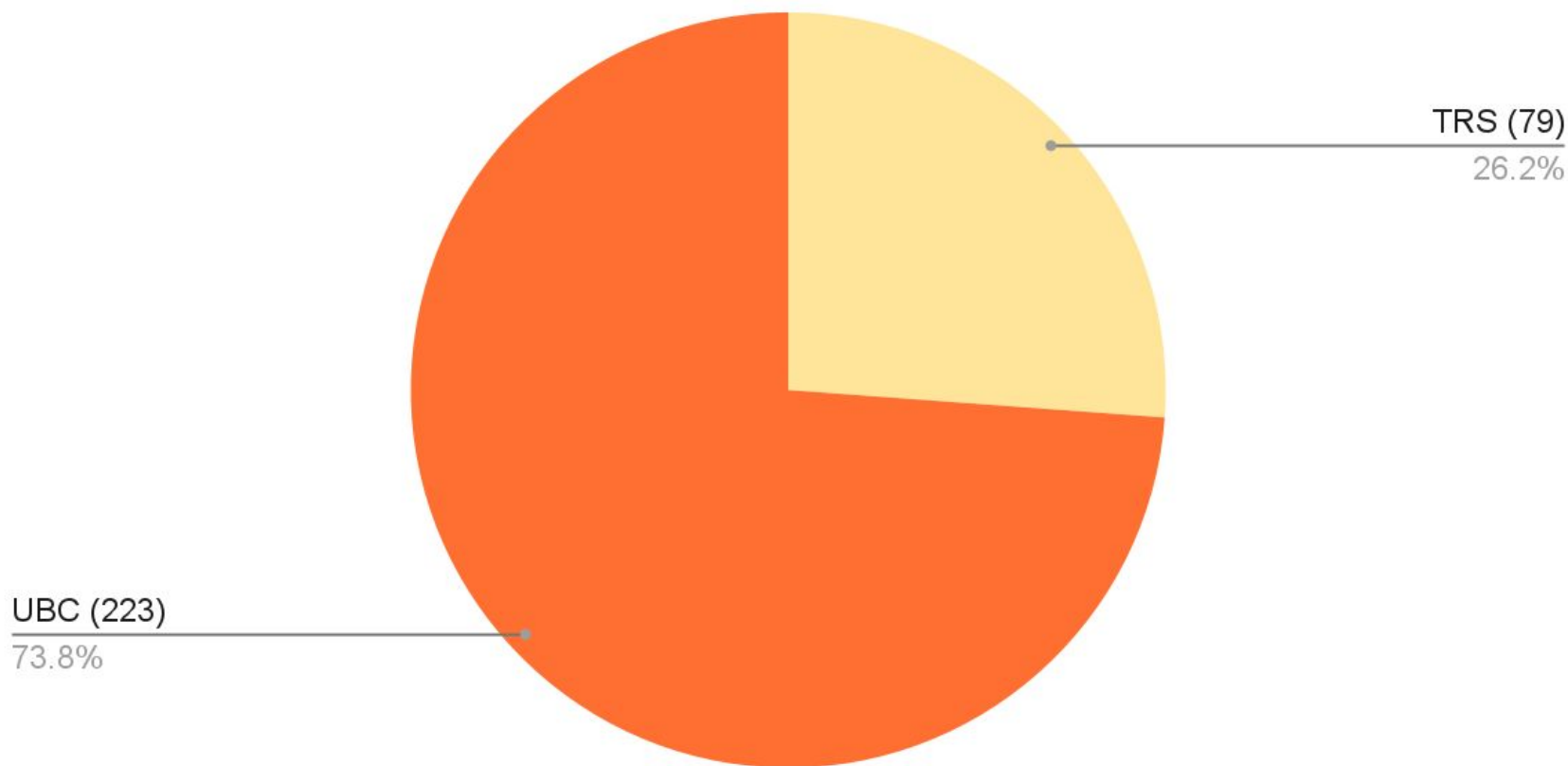
Current Employees with Insurance outside the District preference for Health Insurance offered by the District in the



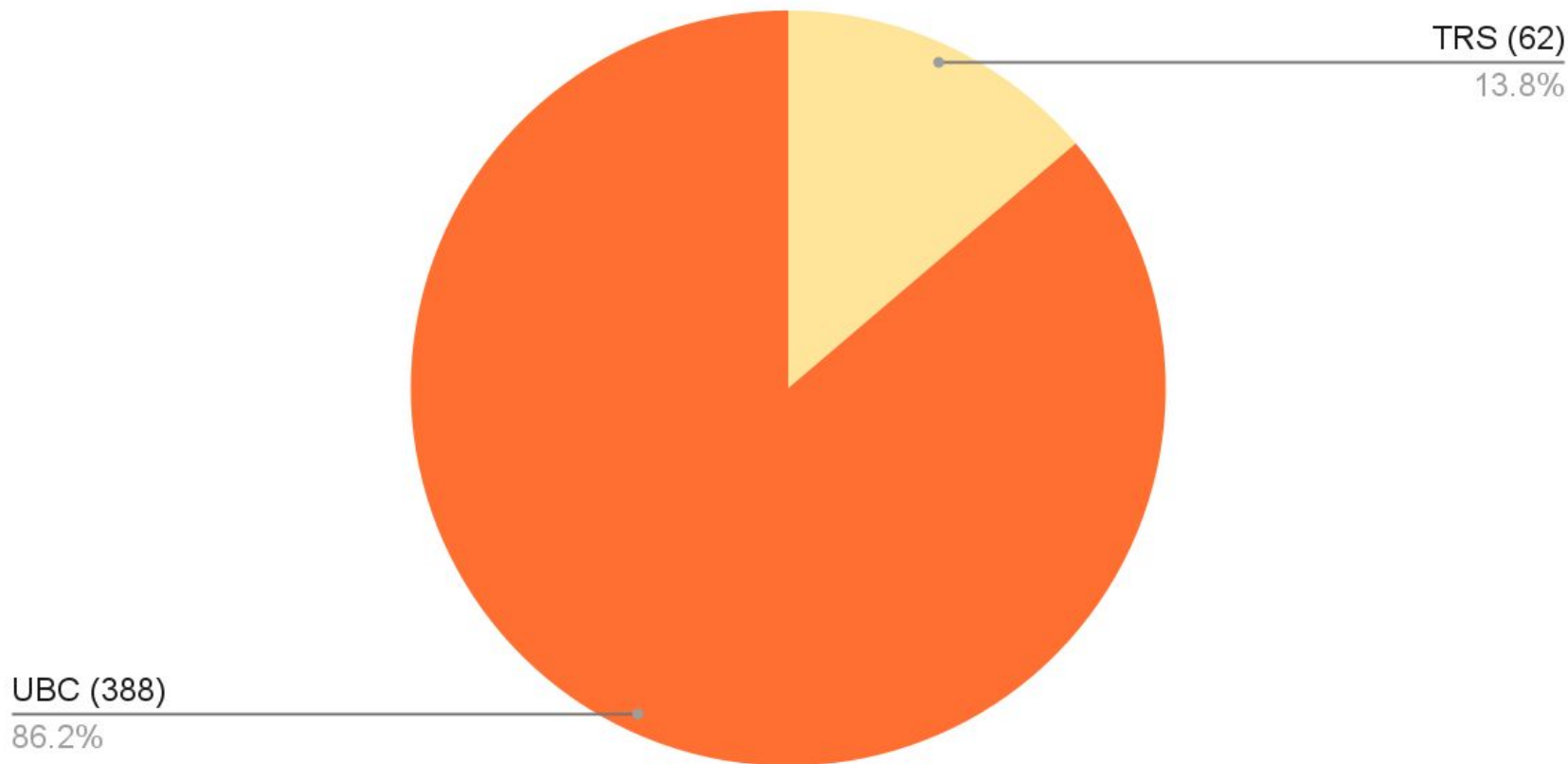
Current Employees with no Insurance preference for Health Insurance offered by the District in the 2022-2023 school year



Current Hourly Employees preference for Health Insurance offered by the District in the 2022-2023 school year



Current Professional Employees preference for Health Insurance offered by the District in the 2022-2023 school year



General Comments

I am just looking for good rates and good service.

I can't truly answer the above question without seeing what each plan offers. The insurance I have now is not good coverage but the cost of the other options is very high.

I DO NOT HAVE A STRONG PREFERENCE BUT I DO WANT TO USE AN HSA SO I HOPE THAT WE WILL BE GIVEN A COMPARABLE PLAN THAT HAS THAT OPTION.

I just want the best coverage we can get.

I need a set rate for meds. Percentage based varies in price.

I need to have health insurance but all of my paycheck can't just go to pay for my insurance.

I really think that MVISD has to try to offer better benefits than these presently being offered.

I think the UBC plan would be better. I had TRS in the past but that did not cover much. As I qualify for free healthcare through the VA I decided to stay with them.

I would like to make sure the plans offered are in network with our local medical providers.

If I have health insurance through the VA and don't need the company's health insurance can I get more pay?

If my providers were in network with Cigna or Aetna then I would go for UBC, but BCBS has always met my family's needs.

If pay is not increased for the next school year, I will be difficult to afford insurance.

Insurance is unaffordable for my wife and I

Is the district searching for ways to help offset the costs of insurance outweighing any salary increases?

It is hard to make a decision when you really don't have any idea of what TRS will charge. I would chose the plan that is most cost effective for my family. I have done TRS my entire career until this year when I switched to UBC.

It is not appropriate for teachers to have to respond without knowing what the actual insurance rates will be. This is an uninformed decision.

More expensive healthcare or less quality of care could force me out of this career that I love. This decision is very important to me.

Paraprofessional pay is small so high insurance costs takes away more money from our checks.

The current plan limits mammograms to be performed only through Baptist imaging. Which has caused me many issues and money out of pocket because I have always used STRIC. STRIC is a far better imaging facility and I would like to see if the UBC can offer coverage with them as a provider.

The only reason why I have insurance out of the district is because of the pricing. It is just too much money for family insurance. Even self-insurance. Out of pockets are too high, and considering how much we make, it is not enough to pay that much of insurance.

This option is more affordable, but wish our district could get us better insurance. I feel like all my family members have better insurance than I do. We are teachers and we get sick often from our kiddos we teach and have to pay so much. I got COVID this school year and I am paying so many bills from being in the hospital for a couple weeks on top of having to use my person days while I was out. We put ourselves in jeopardy and would like for our District to take better care of us in return.

What I do not like about UBC is Lab co pays what I do not like about TRS in the specialist copay is higher and you need to see them more frequently than your regular PCP

thank you

Thank you for providing this information.

Thank you for this information!

Thank you for your extensive research to keep us informed. I appreciate it.

TRS Comments

Coverage for Specialty Medications is very poor with Cigna.

I am willing to risk the unknown from TRS than spend any money with Cigna.

I like having TRS ActiveCare with Blue Cross Blue Shield. I don't want UBC.

My oncologist does not take another insurance other than BCBS.

UBC's copay is undesirable. I do not want to meet my deductible before getting insurance.

My concern with TRS is being able to see specialty doctors.

My understanding is TRS ActiveCare is far too expensive for a family.

TRS Activecare is terrible and pray this isn't the winner.

UBC Comments

All I want is the lowest premium option. I only use health insurance for the catastrophic protection so the lowest premium available is the option I want. UBC seems to have this compared to TRS.

I am very interested in the district bringing a clinic and physician(s) to Castroville to work with our plans. I am also interested in ensuring that plans offered continue to cover my youngest child with his pediatric.

"I choose UBC as long as UBC plan offerings would include comprehensive coverage at competitive rates based on health care markets/plan utilization and provide fair and sound plan administration, benefiting the insured (aka covered employee/dependents).

UBC would be a better choice for MVIDS over the TRS option (especially since TRS premiums are unknown for the future and even at present are more expensive than the current benefit choices on some levels, with plan coverage variances, not being as comprehensive over all. I like that UBC already has Cigna & Aetna as comparable plan options & premiums to consider for SY 22-23 by the MVIDS health committee. I believe UBC would be the better way to go for the district, as there could potentially be other comparable companies/plans to consider at the committee level to ensure that we get the better plan coverage for the premiums paid. I like that the district has a health committee that meets and reviews proposals, thereby ensuring that MVIDS has input into what benefit options are offered to its employees.

I'm glad that MVIDS continues to contribute a portion of plan premiums, thus helping it the employee be able to afford health insurance. Thank you for the opportunity to participate in this survey.

I currently have the district UBC plan and the am also a Medicare, NOT TRS-Medicare recipient. As I currently understand the Medicare offerings, if I am on a TRS plan upon actual retirement, I may not be able to keep my current Medicare Advantage plan and would have to switch to TRS-Medicare Switching to TRS at this point would negatively affect my retirement insurance.

I don't want to lose Cigna.

I have insurance for my children and myself. I prefer PPOs. I had to change to the TRS this school year because my daughters' pediatrician's office no longer took Cigna. I highly regret now paying for TRS with PCP referrals; especially for myself. I am changing this as soon as I am able.

I like my insurance (Cigna) and I would like to keep it.

I really like the prescription copays!!! I have been on this plan now for the 2nd year in a row and I like the benefits it offers.

I would rather not have TRS

I'm concerned that, if we go back to TRS, we will be subjected to increase after increase as in years past. I understand that UBC prices could rise as well, however, I'd rather the district be able to shop around versus being "stuck" with TRS.

It is vital that we keep our options open with regards to health insurance. UBC will offer that flexibility for us.

It's difficult to make an informed decision when 1/2 the equation is missing. TRS has acknowledged that Region 20 area medical cost is below the State Average. What is State Average? This is concerning because the decision we make today will impact us for the next 5 years. The fact that UBC has the ability to obtain proposals from multiple Insurance companies each school year, and we know their upfront cost, makes UBC my option.

My biggest concern with TRS is the ability to choose my doctors and seek out specialist doctors myself. As a women this is a big factor as I have medical concerns where I need to see multiple specialist and without UBC I would not have been able to select who I felt would fit my needs the best.

Offering insurance with nationwide coverage will benefit more employees with adult children who attend college out of state as well as offering more options for employees who need specialty care.

Please choose UBC. Many employees have voiced how expensive TRS has ALWAYS been throughout the past years. Thanks!

Presently the doctor of my choosing accepts Cigna and I am very happy with my insurance and pharmacy plan. I only have to pay for 1 of 6 prescriptions.

Since we don't have any information from TRS regarding their prices or what will be covered, I would prefer to keep my coverage with UBC.

The option to have benefits out of state for my college student is very important.

UBC- Health insurance would most definitely be the best option.

All of my healthcare providers accept Cigna

**THE BOARD OF TRUSTEES OF THE
MEDINA VALLEY INDEPENDENT SCHOOL DISTRICT**

Board Resolution to Withdraw from Texas Teacher Retirement System ActiveCare

WHEREAS, the 87th Texas Legislature passed Senate Bill 1444, authorizing public school districts to elect to discontinue participation in the group health insurance coverage provided by the Teacher Retirement System of Texas (TRS), known as TRS ActiveCare, and requiring them to do so by Board vote; and

WHEREAS, the Board recognizes that if it elects to discontinue participation in TRS ActiveCare, such election shall take effect at the start of the 2022-2023 plan year, and the District will not be permitted to rejoin TRS ActiveCare for a period of five consecutive plan years; and

WHEREAS, school districts may be limited in their ability to secure the best and most affordable healthcare for their employees when constrained by the options provided by TRS; and

WHEREAS, the District always strives to provide its employees with the best and most affordable options to maximize their health and safety, and the Board recognizes that opting out from TRS ActiveCare will permit the District greater flexibility to secure better health insurance coverage for its employees at more competitive rates; and

WHEREAS, the Board finds a public purpose will be served by electing to discontinue participation in TRS ActiveCare as authorized by Texas Insurance Code Section 1579.155.

Now therefore it be resolved by the Board that:

1. The findings and recitals outlined above are found to be true and correct and are hereby approved and adopted; and
2. The Board finds that a public purpose and a benefit to the Medina Valley ISD exists to discontinue its participation in the uniform group coverage program established under Chapter 1579 of the Texas Insurance Code, also known as TRS ActiveCare; and
3. The Board authorizes the administration to seek and enter into agreements as necessary to secure quality healthcare coverage at competitive rates for District employees, as is determined to be in the best interests of the District; and
4. The Board hereby authorizes the Superintendent to take whatever other steps reasonably necessary to fulfill the purposes of this Resolution, including sending notice of the District's decision to discontinue participation to TRS no later than December 31, 2021.

Adopted by the vote of the majority of members of the Board of Trustees of the Medina Valley ISD present and voting at an open meeting of the Board on the 16th day of December 2021, at which a quorum was present:

BY: _____
Mario De Leon, Board President

BY: _____
Jennilea Campbell, Board Secretary

REGULAR MEETING

December 16, 2021

New Business:

Item: Consider procurement and selection criteria for the 2019 Bond Elementary #6 construction project (Silos Subdivision).

Discussion:

- A board that considers a construction contract using a method authorized by Government Code Chapter 2269 other than competitive bidding must, before advertising, determine which procurement method provides the best value for the district.
- The administration, in conjunction with the district's architectural firm (Garza/Bomberger & Associates) recommends the district use competitive sealed proposals for the One-Step **Construction Manager-At-Risk** method of procurement for a contractor for the Elementary #6 construction project.
- The Request for Sealed Proposals for **Construction Manager At Risk** (CM@Risk) will include:
 - ✓ Invitation & instruction to offerors
 - ✓ Construction documents
 - ✓ Selection criteria
 - ✓ Estimated budget
 - ✓ Project scope
 - ✓ Schedule, and
 - ✓ Other information necessary for contractors to respond
- The district will evaluate and rank each proposal based upon published selection criteria and shall select the offeror that offers the best value for the district based on the published selection criteria and on its ranking evaluation.
- The district shall first attempt to negotiate a contract with the selected offeror. The district may discuss with the selected offeror options for a scope or time modification and any price change associated with the modification.
- If the district is unable to negotiate a satisfactory contract with the selected offeror, the district shall end negotiations with that offeror and proceed to the next offeror in the order of the selection ranking until a contract is reached or all proposals are rejected.
- In determining the best value for the district, the district is not restricted to considering price alone but may consider any other factors stated in the selection criteria which includes:
 - ✓ Price
 - ✓ The offeror's experience and reputation.
 - ✓ The quality of the offeror's goods or services.
 - ✓ Past performance
 - ✓ The offeror's safety record
 - ✓ The offeror's proposed personnel.

- ✓ Whether the offeror's financial capability is appropriate to the size and scope of the project.
- ✓ Any other relevant factor specifically listed in the request for bids, proposals, or qualifications.
- Proposal selection criteria will include:
 - ✓ Proposal Price
 - ✓ Management Ability
 - ✓ Relevant Experience & Reputation
 - ✓ Past Performance
 - ✓ Subcontractors & Suppliers.

Authority:

CH (Legal/Local), CV (Legal/Local), CVB (Legal/Local), CVD (Legal)

MVISD Elementary School #6
Production Schedule
SILOS

Date	Activity
Complete	Approval of Schematic Design
Complete	25% Construction Documents
Complete	50% Construction Documents
Complete	75% Construction Documents
2022 - Jan 10	95% Construction Documents
2022 - Jan 31	100% Plans Delivered to GBA
2022 - Jan 31	Advertise for CMAR (Week #1)
2022 - Jan 31	Plans Available to Contractors
2022 - Feb 9	Advertise for CMAR (Week #2)
2022 - Feb 10	Pre-proposal Conference
2022 - Feb 17	Receipt of Proposals
2022 - Feb 18	Interview Selected Contractors
2022 - Feb 21	Contractor Recommendation to Board
2024 - May 31	Project Schedule Completion Date