Alsea School Board Meeting

Thursday, June 9, 2022 7:00 PM
Alsea School Library, 301 South 3rd Street, Alsea, OR 97324

1. **Call to Order**
2. **Flag Salute**
3. **Early Items a. Celebrate Student Success**
4. **Budget Hearing**

Open Budget Hearing as per ORS 294.545 the governing body must hold a budget hearing on the date specified in the public notice to receive citizen's comments on the budget document as approved by the budget committee. a. Public Comment

b. Close Budget Hearing

Alsea School District

2022 – 2023

Approved Budget

301 S 3RD ST
ALSEA OR 97324
541.487.4305
alsea.k12.or.us

ALSEA SCHOOL DISTRICT 7J

PO Box B Alsea, Oregon 97324
541.487.4305 Fax 541.487.4089

Budget Committee Members
Fiscal Year 2022-2023

School Board Members	Term End
Linda Montanez (Chair)	6 30 2023
Risteen Follett (Vice Chair)	6 30 2025
Debra Lindberg	6 30 2025
Vacant	6 30 2023
Vacant	6 30 2023

Budget Committee Members	Term End
Sara Cash	2023
Kimberly Lanning	2024
Terry Lundford	2023
Joni Olsen	2024
Kenny Vogler	2024

TABLE OF CONTENTS

INTRODUCTORY SECTION
Budget Committee Members
Budget Message
Budget Calendar
Required Publications
The Budget At A Glance
General Fund Rev/Exp Summary
General Fund Resources
General Fund by Function
General Fund by Object

FINANCIAL SECTION
GENERAL FUND
Fund 100 Revenue
1111 Elementary Instruction
1113 Elementary Extracurricular
1121 Middle School Programs
1122 Middle School Extracurricular
1131 High School Programs
1132 High School Extracurricular
1140 Pre-K Programs
1210 Programs for Talented & Gift
1250 Less Restrictive Programs
1280 Alternative Education
1288 Charter Schools
1291 ESL
2113 Social Work Services
2114 Student Accounting
2120 Guidance Services
2140 Psychological Services
2152 Speech & Audiology
2160 Other Student Treatment Services
2190 Direction, Student Support
2222 Library/Media Center
2240 Instructional Staff Development
2310 Board of Education
2321 Executive Administration
2410 Office of Principal
2520 Fiscal Services
2540 Operation & Maintenance
2544 Maintenance
2550 Student Transportation
2558 SPED Transportation
2572 Purchasing Services
2660 Technology
5110 Debt Service
5200 Transfer of Funds
6110 Contingency
7000 Unappropriated End Fund Balance

SPECIAL REVENUE FUNDS
Special Revenue Funds Resources
Special Revenue Funds Requirements

DEBT SERVICE FUNDS
Fund 310 Bond Fund

CAPITAL PROJECTS
Fund 400 Capital Projects Fund
Fund 410 Bond Fund
Fund 420 OSCIM Fund

District Budget Message 2022-23

This budget message is generated in accordance with ORS 294.401 and is submitted to the Alsea School District budget committee and Board of Directors to highlight overall points of interest in the proposed 2022-23 budget.

District Mission Statement:

"Alsea School and community share responsibility for creating a safe learning environment where performance and behavior reflect high expectations"

This budget is built upon the above mission statement. The district has conducted a lot of restructuring since I joined as Acting Superintendent in March of the 2022 school year. Budget development is essential to accurately portray and capture a moment in time the district's best predicted expenditures for the 2022-23 school year. Acting Business Manager Nancy Hall has been restructuring the budget to accurately reflect where the revenues and expenditures truly lie. The 2021-22 budget expenditures have been seriously misplaced into areas where expenditures don't belong. This makes it difficult to accurately predict where expenditures need to exist for the 2022-23 budget development process. The 2022-23 submitted budget is approximately $12.9 million, ~$3 million more than the current 2021-22 budget and is a balanced budget.

Highlights:

- May 2022 adjustment for 2020-2021 is approximately $800,000. This is much more than the district had anticipated. The State of Oregon issued a total of 9 different 2020-21 funding estimates this year, an unheard of amount of adjustments that leaves school districts guessing what funding payments will actually look like. This amount is heavily inflated for ASD due to the district's failure to accurately estimate Average Daily Membership (ADM) figures for 2020-21, these were grossly under estimated, thus the state kept ~$800K of valuable school support funds rather than our district being able to use these dollars until now. We are currently looking into other grant funding streams that are based upon ADM that we are fearful the district was underfunded based upon low ADM predictions.
- Despite the extremely high May adjustment, the beginning fund balance for the 2021-22 school year was ~$2 million which is right in the recommended zone of 5-15%. The ending fund balance for 2021-22 will be approximately $1.5 million, meaning that the district has overspent its budget by $1.3 million ($500K+$800K). This fund bleed is not sustainable and must be curbed.
- The 2022-23 district budget is starting to reflect cutting back of expenditures. The Board of Directors recently voted to refocus programming on two priorities:
    - Brick and Mortar
    - Learn At Home Oregon (LAHO)

All related staffing and contracts for the programs which are no longer supported have been eliminated from the 2022-23 budget. These programs include: Alsea Options, Bear Creek Elementary, Greenways, and Corvallis Farm School.

- All existing contracts with outside organizations are being evaluated, renegotiated to protect the district, and in some cases cancelled (i.e. $500K contract with Synergistic).
- The district will soon be participating in a Human Resources (HR) reset project by hiring HR consultants through the Confederation of Oregon School Administrators (COSA). The project will ensure that the district is issuing labor contracts, creating accurate job descriptions that match the jobs assigned, creating a revised faculty handbook, and ensuring salaries are balanced and equitable. Labor costs makeup the majority of any school district budget, it is important that the district maintains competitive and balanced salary schedules. This project will give the district a much more accurate depiction of labor costs once completed which will influence the 2022-23 budget expenditures.

The process of developing the 2022-23 budget was very inclusive to ensure multiple eyes are looking at predicted expenses. From the reaction of included staff, this process has not been used before or at least for a very long time. The value of including multiple staff in the budget process ensures that staff have the resources they need to effectively conduct business, and are held accountable for future expenditures. The district will be training staff on an expenditure approval process that includes checks and balances using the Infinite Visions (IV) financial software package. This will help considerably to avoid overspending of budgets for the 2022-23 school year.

The 2022-23 budget does include some staffing improvements such as hiring a K-12 Counselor, moving to a K-12 Principal and K-12 Athletic Director / Vice Principal, and a Public Information Officer (PIO) on a personal services contract (as needed) to help influence public perception of ASD. There are wonderful accommplishments occurring in ASD, these need to be highlighted. The overall admin restructure is not an added expense since it simply reshuffles the elementary and secondary principal positions.

The district has re-established a strong working relationship with LBL ESD staff and programs who provide services through the state school fund for all regional districts to utilize. The ESD provides access to programs in technology, special education, specialists, etc… that ASD otherwise would not be able to afford. By working with LBL ESD, it provides less reliance on budgeting for certain items when these services are already provided through the basic school support already being sent from the state to LBL ESD on the behalf of ASD.

I want to impress upon the budget committee and board of directors that the district is resetting processes and focusing on proper checks and balances to ensure that valuable district dollars are being budgeted and spent appropriately. Staff are responding well to these efforts; it will simply take some time to accomplish. I am glad we have a balanced budget to present to the district for the 2022-23 school year. I know that next year's budget build will be even better.

Sincerely,

Sean Gallagher – Acting Superintendent

ALSEA SCHOOL DISTRICT 7J

PO Box B Alsea, Oregon 97324
541.487.4305 Fax 541.487.4089

2022-2023 ADOPTED BUDGET CALENDAR

January 13, 2022	*	Approval of 2022-2023 Budget Calendar
February 10, 2022	*	Board fills by Appointment any Budget Committee Vacancies
February 25, 2022	*	Staff Budget Requests Due
April 29, 2022	*	Publish Notice of Budget Committee Meeting (5-30 days prior to Budget Meeting) (also publish on website for 10 days prior to meeting)
May 12, 2022	*	Early Release of Budget Document (7 days prior to Budget Meeting)
May 19, 2022	*	Budget Committee Meeting/Budget Approval (Dinner at 5:30 p.m., Meeting at 6:00 p.m.)
May 26, 2022	*	Publish Budget Summary (5 – 30 days prior to Budget Hearing)
June 8, 2022	*	Public Hearing on Budget Adopt Budget, Levy Taxes, Make Appropriations (No later than June 30, 2022)
July 1, 2022 (No later than July 15, 2022)	*	Levy Certified To Assessor

*** Proof of Publication ***

State of Oregon
ss)
County of Linn and Benton

RECEIVED
MAY 09 2022
By: .....

ALSEA SCHOOL DISTRICT 7J

PO BOX B
ALSEA, OR 97324

ORDER NUMBER 144671

I, Mary Kay Wiens, being first duly sworn depose and say, that I am the Legal Clerk of the Albany Democrat-Herald & Corvallis Gazette-Times, newspapers of general circulation, as defined by section 193.010 O.R.S., published at 600 Lyon St. SW, Albany, OR, in the aforesaid county and state; that a copy is hereto Annexed, was published in the entire issue of said newspaper.

NOTICE OF BUDGET COMMITTEE MEETING

A public meeting of the Budget Committee of the Alsea School District 7J, Benton County, State of Oregon, to discuss the budget for the fiscal year July 1, 2022 to June 30, 2023, will be held at the Alsea School District Library, 301 South 3rd Street, Alsea, Oregon. The meeting will take place on May 19, 2022 at 6:00 p.m.

The purpose of the meeting is to receive the budget message and to receive comment from the public on the budget. This is a public meeting where deliberation of the Budget Committee will take place. Any person may appear at the meeting and discuss the proposed programs with the Budget Committee. * Please visit the Alsea School District website at www.alsea.k12.or.us to view updated information regarding virtual attendance. A copy of the budget document may be inspected or obtained on or after May 12, 2022 at Alsea School District Office, 301 South 3rd Street, Alsea, Oregon, between the hours of 8:00 a.m. and 4:00 p.m.

#144671 PUBLISH: 4/29/2022

Section: Public Notices
Category: 990 Public Notice
PUBLISHED ON: 04/29/2022

TOTAL AD COST: 208.56
FILED ON: 5/2/2022

Mary Kay Wiens
Mary Kay Wiens
Legal Clerk

Cyndi Rae Sprinkel-Hart
Subscribed and sworn to before me on May 2, 2022
Cyndi Rae Sprinkel-Hart, Notary

OFFICIAL STAMP
CYNDI RAE SPRINKEL-HART
NOTARY PUBLIC - OREGON
COMMISSION NO. 1007491
MY COMMISSION EXPIRES JANUARY 06, 2025

The Budget At A Glance

Local Budget Law

Oregon's Local Budget Law is set forth in ORS 294.305 to 294.565 and sets the standard procedures for preparing, presenting, and using budgets. Citizen involvement is encouraged before the budget is formally adopted.

A budget is a financial plan for one fiscal year. It shows estimates of revenues and costs of items or services that the District wants to purchase in the coming year.

The budget authorizes the District to spend money and limits how much it can spend. The budget also justifies the levy of property taxes. The District must plan a balanced budget where resources equal expenditures. The District can't plan to purchase more items or services than it has money to pay for them.

The Budget Process

The budget process is broken down into four phases. Phase 1 the budget officer puts together a proposed budget. This takes months of time and involves both building and central office staff. The format of the proposed budget is designed by the Department of Revenue and includes a budget message prepared annually by the Superintendent. Once the proposed budget is given to the Budget Committee, citizens may obtain a copy by calling (541) 487-4305 or at the website www.alsea.k12.or.us
The Budget Committee is made up of all the current Board Members and an equal number of appointed electors. The Budget Committee's duties are: to receive the budget document; to hear the budget message; to hear and consider public comment; to discuss and revise the budget as needed; to approve the budget; and to approve the property taxes.

Phase 2 is when the Budget Committee approves the budget. The first Budget Committee meeting usually takes place in May. The Budget Committee reviews the proposed budget, listens to comments from citizens, and then approves the budget.

Phase 3 includes adopting the budget and certifying property taxes to the county assessor. This phase includes a special hearing of the School Board. Notice of the hearing and a summary of the budget are published in the local newspaper five to thirty days in advance of the hearing.

Phase 4 occurs when the District is operating under the adopted budget. Any changes to the adopted budget must be made before additional money is spent, or money is spent for a different purpose than described in the adopted budget. The School Board may adopt a supplemental budget at a regular meeting if expenditures in the supplemental budget are less than 10 percent of the annual budget fund being adjusted. If the expenditures are more than 10 percent, the School Board must first publish the supplemental budget and hold a special hearing.

Budget Funds

1. General Fund

The General Fund keeps track of expenditures needed to run the daily operations of the District. Property tax money raised through the permanent rate limit and State School Fund payments go into this fund.

2. Special Revenue Fund

These funds account for money that must be used for a specific purpose. They include Federal, State, and Local grants, as well as Food Service and School Activity Funds.

Most federal grants are received as part of the Elementary and Secondary Education Act (Title I through V). The allocations for these are not published until after the fiscal year starts so we budget slight

increases in each grant entitlement in order to have authority to spend what we receive.

Federal, State and Local grant funds include some "placeholders" for additional grants that may be received during the year. This gives us the authority to spend the funds if any new grants are approved.

The Food Service fund accounts for the resources and expenditures of the District's meal programs. Revenue sources include sales of meals, and subsidies under the National School Lunch Act.

School Activity Funds account for the District's individual school activity programs. The major sources of revenue are student participation fees, and fund raising activities.

3. Debt Service Fund
This fund records the repayment of general obligation bonds and general long-term debt, principal and interest.

The District has appropriated for the 2021 Bond.

4. Capital Project Fund
This fund records the revenues and expenditures used to build or acquire facilities such as land or buildings. Once the building is built or the land acquired, the fund is closed. Revenues usually come from the sale of general obligation bonds.

These funds include the Capital Projects, 2021 Bond Fund, and the Oregon School Capital Improvement Matching (OSCIM) Fund.

5. Enterprise Fund
This fund accounts for operations that are financed and operated in a manner similar to private business enterprises where the stated intent is that the costs (expenses, including depreciation and indirect costs) of providing goods or services to the students or general public on a continuing basis are financed or recovered primarily through user charges. The District has no Enterprise Fund.

6. Internal Service Fund
This fund accounts for the operation of district functions that provide goods or services to other district functions, other districts, or to other governmental units, on a cost-reimbursement basis. The District has no Internal Service Fund.

BUDGETING AND ACCOUNTING

The budget is developed to reflect Generally Accepted Accounting Principals (GAAP). As governmental funds, revenues and expenditures are budgeted and accounted for using the modified accrual basis of accounting. Under this basis, revenues are recognized when they become both measurable and available. Available is defined as collectible within the current period or soon enough thereafter to pay liabilities of the current period. Revenues subject to accrual include property taxes, grant revenue and charges for services. Property taxes are considered to be available if they are collected within 60 days after year-end.

Expenditures are recorded when the related fund liability is incurred. Principal and interest on long-term debt are recorded as fund liabilities when due.

Resources include a good faith estimate of beginning cash carried forward from the previous fiscal year.

ASSUMPTIONS FOR BUDGET PREPARATION

General Fund

Revenue and Resource Estimates
The General Fund budget is heavily dependent upon funding from the state. Historically, the largest source of revenue for public schools in Oregon has been local property taxes. In 1995, Measure 5

changed that dramatically by lowering the amount of property taxes schools could raise. In 1997, Measure 50 further limited local property taxes to schools. Measure 5 required the state legislature to offset lost property tax revenue with money from the state general fund, which is composed primarily of state income taxes. As a result, Oregon schools are increasingly supported by state, not local, dollars.

The 2022-23 budget is developed using the Legislative appropriated funding for schools at $9.296 billion for the 2021-2023 biennium.

As part of the Linn-Benton-Lincoln ESD Local Service Plan, the District receives resolution funds every year to be used on services provided by the ESD.

Expenditures and Commitments
Salaries, health insurance and other benefit increases will be budgeted for in accordance with contractual agreements.

Budget increases will be estimated for basic items expected to increase such as; utilities, leases, property and liability insurance, etc.

The District continues to "pick-up" the 6% employee contribution to PERS.

Contingency and Ending Fund Balance

Contingency is for expenditures which cannot be foreseen and planned in the budget process because of an occurrence of an unusual or extraordinary event. The budgeted amount is transferred by school board resolution to the proper expenditure code if used.

Unappropriated Ending Fund Balance is an estimate of funds needed to maintain operations from July 1 of the ensuing fiscal year and the time when sufficient new revenues become available.

Other Funds

Revenue and Resource Estimates
Federal Title programs include: Title I-A Improving Basic Programs; II-A Improving Teacher Quality; and X Education for Homeless. Other Federal programs include IDEA (Individuals with Disabilities in Education Act) and ESSER (Elementary and Secondary School Emergency Relief Fund). The amounts for these grants are typically not announced until the fall so they are assumed to be funded at slightly higher than current level. If these grants are not funded, or are funded for less, expenditures will not be made.

Student Activity Funds account for funds collected by the student body at each school. The student organization at each school determines how the funds are to be used. The main criteria is that they are used for the benefit of the students.

Debt Service Funds levy taxes to pay back outstanding bonds for the District.

The District passed a bond in November of 2020 for $2,100,000 and also received a matching Oregon School Capital Improvement Matching (OSCIM) grant from the State. OSCIM is a program that provides matching grants to districts that have passed a general obligation bond. The goal of the program is to encourage local communities to invest in their schools.

PROGRAM BUDGETING AND ACCOUNTING MANUAL OVERVIEW

The budget is prepared following the "Program Budgeting and Accounting Manual for School District and Education Service Districts in Oregon" published by the Oregon Department of Education. The Manual is designed as a resource tool and the use of the budget and accounting codes will vary with the individual needs of each district. The minimum requirement is adopted as Administrative Rule by the State Board of Education. Additional codes are available at the option of the district for more extensive use of account descriptions. The 2019 Manual was developed based on the following goals:

- To provide consistent classification of expenditures to allow valid spending comparisons among schools and district. The system complies with Generally Accepted Accounting Principles (GAAP)
- The system can be used to plan and manage the resources of the district
- The manual is a working handbook to which revisions will be made.

A primary emphasis of the manual is to define account classifications that provide meaningful financial management information to its users. Achieving consistency in budgeting and financial reporting enhances our ability to present a clear picture of the district's financial condition and to make valid comparisons among districts. Financial information that is consistently presented in a simple and straightforward format will be readily understood by the public, and provide a sound basis for decision-making.

Governmental accounting systems are organized and operated on a fund basis. If one were to compare fund accounting with commercial accounting, each fund would equate to an independent business, with a separate set of records owned by one entity, the district. The majority of the District's funds are in the Governmental Funds group. These include: 100 General Fund; 200 Special Revenue Funds; 300 Debt Service Funds; and 400 Capital Projects Funds.

There are three basic types of financial activity within funds: (1) revenues and other sources of funds, (2) expenditures and other uses of funds, and (3) transactions affecting the balance sheet (assets and liabilities) of the District.

Revenues are classified by Fund and Source. Sources are further classified by major source: 1000 Local sources; 2000 Intermediate Sources; 3000 State Sources; 4000 Federal Sources, and: 5000 Other Sources.

Expenditures are classified by Fund, Function, Object, Operational Unit, Area of Responsibility, and Sub-Area.

Function describes the activity for which a service or material object is acquired. The major functions of a district are: 1000 Instruction; 2000 Support Services; 3000 Enterprise and Community Services; 4000 Facilities Acquisition and Construction; 5000 Other Uses; 6000 Contingency, and; 7000 Unappropriated Ending Fund Balance.

The Object is the service or commodity bought. Objects are divided into: 100 Salaries; 200 Benefits; 300 Purchased Services; 400 Supplies and Materials; 500 Capital Outlay; 600 Other Objects; 700 Transfer, and; 800 Other Uses.

The Operational Unit is used to identify schools or non-school cost centers such as central programs or departments. These codes are defined by the District but are required for state reporting.

The Area of Responsibility provides additional detail to the account code and is used to identify expenditures for specific curriculum areas and programs.

The Sub-Area is used by the District to

classify expenditures for particular purposes at our discretion. This is most often used to identify the fiscal year for Federal Grants.

An example of an account code would be:

100.1131.0410.007.100.000
Fund **100** is the General Fund
Function **1131** is High School Programs
Object **0410** is Supplies
Operational Unit **007** is High School
Area **100** is English
Sub-Area **000** is unassigned

This structure allows for detailed reporting of expenditures in order to present a clear picture of the District's financial condition. The chart of accounts is adopted by the Oregon Department of Education, is approved by the Department of Revenue, and classifies revenues and expenditures for compliance with Oregon Budget Law.

School Formula Finance

K-12 School Districts: Oregon has 197 school districts serving about 550,020 students in K-12. These districts operate with relative autonomy within guidelines specified by both the Legislature and the Oregon Department of Education. The federal government also mandates certain programs.

Local Revenue: School districts receive general operating revenue from various sources with property taxes being the primary local source. Local revenues are included as an offset to the state school fund formula. Other offset sources include the Common School Fund, Federal Forest Fees, and County School fund.

State Support: The State School Fund (SSF) provides about 67% of school formula operating revenue. This revenue is mostly from state income taxes and lottery revenue. The state's share of education funding increased from about 30% before Measure 5 (1990) to about 70% after Measure 50 (1997). State revenue replaced reduced local revenue because of these two property tax limitations.

Along with increased state aid, the school fund distribution method for state support changed dramatically.

Equalization Formula: In 1991 the Legislature adopted the SSF formula and phased in its implementation. The SSF equalization formula allocates an amount to each school district based primarily on number of students. The state grant is this formula amount reduced by local revenues. The formula equalizes revenues per student by removing past differentials caused by widely varying local tax rates and property wealth per student.

To recognize that some students need more school services, the formula assigns weights to certain students. For example, special education students count as 2.0 students to recognize their need for special programs. There are additional weights for: ESL .50; students in pregnant/parenting programs 1.0; students in poverty .25; and students in foster care or neglected/delinquent .25. There is a limit to the total weight per student. The grant per weighted students is also adjusted for: teacher experience; 70%-90% of transportation costs; costs over $30,000 per high cost disability student; and up to 8% for classroom construction costs with a limit per biennium.

Frequently Asked Questions:

Why Can't we eliminate or reduce funds spent on Special Education?

We, like all other public schools in the nation, serve the needs of many kinds of students. Special Education is a required service by both federal and state law and cannot be eliminated. The Individuals with Disabilities Education Act (IDEA) grant program requires school districts, as a condition of receiving these federal funds, to meet "maintenance of effort" (MOE). This means that the total state and local general fund expenditures of a school district for education of children with disabilities for any year must be at least equal to the amount spent in the

most recent preceding fiscal year. If we do not meet MOE, we must return general funds in the amount equal to the shortfall to ODE.

Why do we need a contingency fund and what is it used for?

The Operating Contingency fund is a specific amount of money that is budgeted and set aside to provide for unforeseen costs of an unusual or extraordinary nature that could not be planned for when the budget was developed. Examples would include a major equipment failure (like a school's boiler) or a significant increase in fuel prices resulting from some external event. These funds are under the direct control of the school board and cannot be used without their approval.

What is an Ending Fund Balance and how is it used?

An ending fund balance is money left at the end of the school year. In the budget, it is an estimate of funds needed to maintain operations of the district from July 1 of the ensuing fiscal year and the time when sufficient new revenues become available to meet cash flow needs of the fund. No expenditures can be made from the unappropriated ending fund balance. An ending fund balance is important for the following reasons:

1. Over 77% of our General Fund revenue is through the State School Fund and used to pay for our operations and services. Payments from ODE fluctuate based on the economy. ODE provides us with estimates of how much these payments will be for the coming year. However, as payments are made, ODE adjusts them based on changes in factors that make up the funding. The payments could be less or more than estimated. Having an ending fund balance allows us to stabilize overall revenue in order to maintain instructional programs for students.

2. As a "rule of thumb", OSBA recommends boards maintain a minimum ending fund balance of 5%-8% of its General Fund resources. This is based upon an average-size district (ADM of about 6,000) and assumes that districts will be able to anticipate a fairly reliable level of funding each year. The Government Finance Officers Association (GFOA) recommends, at a minimum and for any size district, that governments maintain an unreserved (not earmarked for a specific purpose) ending fund balance of no less than 5%-15% of its general fund operating revenues, or of no less than one to two months of regular general fund operating expenditures. The more unpredictable your revenues and expenditures are, the more likely you will need to maintain a larger ending fund balance. Ending fund balance is not a sustainable source of revenue for a district, thus it is generally designed to address one-time expenditures. Once you draw those reserves down to cover lost revenue or to pay for ongoing expenditures, they are gone.

3. Funds left at the end of a school year can be rolled forward into the next school year as a revenue source. This is the carryover money, which in a time of unstable school funding has helped to stabilize programs and services - preventing a roller coaster ride of cuts and add backs.

ALSEA SCHOOL DISTRICT 7J
301 South 3rd St, Alsea Oregon 97324

RESOURCES REPORT	2019 -2020 ACTUAL	2020 -2021 ACTUAL	2021-2022 ADOPTED FTE	2021-2022 ADOPTED	2022-2023 APPROVED FTE	2022-20223 PROPOSED	2022-2023 APPROVED	2022-2023 ADOPTED
FUND 100-GENERAL FUND								
SSF Formula	$ 5,374,921	$ 8,139,331		$ 8,006,992		$ 11,011,799	$ 11,011,799	$ -
Other Local	$ 343,331	$ 83,143		$ 273,600		$ 56,000	$ 56,000	$ -
Interest on Investments	$ 36,290	$ 20,401		$ 20,000		$ 25,000	$ 25,000	$ -
Other Intermediate	$ 12,871	$ 11,555		$ 40,000		$ 5,000	$ 5,000	$ -
Other State Sources	$ 8,087	$ 11,921		$ -		$ 5,000	$ 5,000	$ -
Lease Purchase Receipts	$ -	$ 116,800		$ -		$ -	$ -	$ -
Sale of Fixed Assets	$ -	$ 5,927		$ 5,000		$ 5,000	$ 5,000	
Beginning Fund Balance	$ 1,039,793	$ 2,300,055		$ 2,100,000		$ 1,800,000	$ 1,800,000	$ -
FUND 100-GENERAL FUND Total	**$ 6,815,293**	**$ 10,689,133**		**$ 10,445,592**		**$ 12,907,799**	**$ 12,907,799**	**$ -**

REQUIREMENT REPORT	2019 -2020 ACTUAL	2020 -2021 ACTUAL	2021-2022 ADOPTED FTE	2021-2022 ADOPTED	2022-2023 APPROVED FTE	2022-20223 PROPOSED	2022-2023 APPROVED	2022-2023 ADOPTED
FUND 100-GENERAL FUND								
Salaries	$ 1,582,333	$ 3,511,922	81.80	$ 3,892,368	112.43	$ 5,421,988	$ 5,421,988	$ -
Benefits	$ 964,751	$ 1,934,385		$ 2,601,553		$ 2,984,362	$ 2,984,362	$ -
Purchased Services	$ 1,443,126	$ 1,539,170		$ 1,468,038		$ 729,348	$ 729,348	$ -
Supplies & Materials	$ 194,269	$ 1,432,401		$ 813,036		$ 1,543,031	$ 1,543,031	$ -
Other objects (includes long-term debt)	$ 222,332	$ 220,877		$ 223,494		$ 142,337	$ 142,337	$ -
Capital Outlay	$ 71,848	$ 128,990		$ 71,848		$ 95,000	$ 95,000	$ -
Transfers	$ 36,580	$ 225,000		$ 281,500		$ 530,000	$ 530,000	
Contingency	$ -	$ -		$ 93,755		$ 120,000	$ 120,000	
Unappropriated Ending Fund Balance	$ 2,300,055	$ 1,696,388		$ 1,000,000		$ 1,341,734	$ 1,341,734	$ -
FUND 100-GENERAL FUND Total	**$ 6,815,293**	**$ 10,689,133**	**81.80**	**$ 10,445,592**	**112.43**	**$ 12,907,799**	**$ 12,907,799**	**$ -**

ALSEA SCHOOL DISTRICT 7J

301 South 3rd St, Alsea Oregon 97324

RESOURCES REPORT	2019 -2020 ACTUAL	2020 -2021 ACTUAL	2021-2022 ADOPTED FTE	2021-2022 ADOPTED	2022-2023 APPROVED FTE	2022-20223 PROPOSED	2022-2023 APPROVED	22-23 ADOPTED FTE	2022-2023 ADOPTED
FUND 100-GENERAL FUND									
Local									
1111-Current Year's Taxes	$ 425,016	$ 438,281		$ 425,000		$ 450,000	$ 450,000		$ -
1112-Prior Year's Taxes	$ 2,760	$ 4,768		$ 5,000		$ 1,500	$ 1,500		$ -
1190-Penalties and Interest on Taxes	$ 1,075	$ 1,333		$ 1,500		$ 1,000	$ 1,000		$ -
1412-Transportation Fees from Other	$ 1,204	$ -		$ -		$ -	$ -		$ -
1510-Interest on Investments	$ 36,290	$ 20,401		$ 20,000		$ 25,000	$ 25,000		$ -
1710-Admissions	$ -			$ 100		$ -	$ -		
1920-Donations/Contributions	$ 600	$ -		$ 1,000		$ 1,000	$ 1,000		$ -
1940-Services Provided Other Local Education Agencies	$ 293,624	$ 45,802		$ 236,000		$ 35,000	$ 35,000		$ -
1960-Recovery of Prior Years' Expenditure	$ -	$ 424		$ -		$ -	$ -		$ -
1980-Fees Charged to Grants	$ -	$ 2,148		$ -		$ 4,000	$ 4,000		$ -
1990-Miscellaneous	$ 46,828	$ 33,437		$ 15,000		$ 15,000	$ 15,000		$ -
1991-E-Rate Reimbursements	$ -	$ -		$ 20,000		$ -	$ -		$ -
Local Total	**$ 807,397**	**$ 546,592**		**$ 723,600**		**$ 532,500**	**$ 532,500**		**$ -**
Intermediate									
2101-County School Funds	$ 7,403	$ 3,451		$ 2,400		$ 2,500	$ 2,500		$ -
2102-Revenue Through ESD	$ 12,871	$ 11,538		$ 40,000		$ 5,000	$ 5,000		
2199-Other Intermediate Sources	$ -	$ 17		$ -		$ -	$ -		$ -
Intermediate Total	**$ 20,274**	**$ 15,006**		**$ 42,400**		**$ 7,500**	**$ 7,500**		**$ -**
State									
3101-State School Fund - General Support	$ 4,914,426	$ 7,667,488		$ 7,548,592		$ 10,531,799	$ 10,531,799		$ -
3103-Common School Fund	$ 25,316	$ 25,344		$ 26,000		$ 26,000	$ 26,000		$ -
3199-Other Unrestricted Grants-In-Aid	$ 8,087	$ -		$ -		$ -	$ -		$ -
3203-Special Education Programs	$ -	$ 11,921		$ -		$ 5,000	$ 5,000		$ -
State Total	**$ 4,947,829**	**$ 7,704,753**		**$ 7,574,592**		**$ 10,562,799**	**$ 10,562,799**		**$ -**
Other Sources									
5160-Lease Purchase Receipts	$ -	$ 116,800		$ -		$ -	$ -		$ -
5300-Sale of Fixed Assets	$ -	$ 5,927		$ 5,000		$ 5,000	$ 5,000		
Other Sources Total	**$ -**	**$ 122,727**		**$ 5,000**		**$ 5,000**	**$ 5,000**		**$ -**
Beginning Fund Balance									
5400-Resources - Beginning Fund Balance	$ 1,039,793	$ 2,300,055		$ 2,100,000		$ 1,800,000	$ 1,800,000		$ -
Beginning Fund Balance Total	**$ 1,039,793**	**$ 2,300,055**		**$ 2,100,000**		**$ 1,800,000**	**$ 1,800,000**		**$ -**
FUND 100-GENERAL FUND Total	**$ 6,815,293**	**$ 10,689,133**		**$ 10,445,592**		**$ 12,907,799**	**$ 12,907,799**		**$ -**

Alsea School District 7J
301 South 3rd St, Alsea, OR

REQUIREMENT REPORT: By Function	2019 -2020 ACTUAL	2020 -2021 ACTUAL	2021-2022 ADOPTED FTE	2021-2022 ADOPTED	2022-2023 APPROVED FTE	2022-20223 PROPOSED	2022-2023 APPROVED	2022-2023 ADOPTED
FUND 100-GENERAL FUND								
1111-Elementary	$ 597,617	$ 1,567,742	23.38	$ 2,026,282	27.78	$ 1,777,632	$ 1,777,632	$ -
1113-Elementary Co-Curricular	$ -	$ 413	-	$ -	-	$ 17,443	$ 17,443	$ -
1121-Middle/Junior High Programs	$ 242,840	$ 504,520	5.64	$ 715,357	8.04	$ 734,134	$ 734,134	$ -
1122-Middle/Junior High School Extra-Curricular	$ 32,156	$ 19,311	-	$ 40,051	-	$ 24,371	$ 24,371	$ -
1131-High School Programs	$ 382,068	$ 493,653	4.53	$ 427,238	5.29	$ 515,653	$ 515,653	$ -
1132-High School Extra-Curricular	$ 102,031	$ 104,952	0.20	$ 114,943	0.15	$ 109,764	$ 109,764	$ -
1140-Pre-Kindergarten Programs	$ 1,158	$ 3,780	-	$ 217	0.38	$ 14,826	$ 14,826	
1210-Programs for Talented and Gifted	$ -	$ -	-	$ 109	0.25	$ 21,831	$ 21,831	$ -
1250-Less Restrictive Progr Students w/Disabilities	$ 309,617	$ 667,374	13.40	$ 859,845	23.50	$ 1,457,424	$ 1,457,424	$ -
1280-Alternative Education	$ 43,512	$ 6,008	-	$ 1,503	0.50	$ 49,288	$ 49,288	$ -
1288-Charter Schools	$ 707,455	$ 1,547,253	-	$ 859,200	-	$ 900,000	$ 900,000	
1291-English Second Language Programs	$ -	$ -	-	$ -	1.00	$ 92,746	$ 92,746	$ -
2113-Social Work Services	$ 24,447	$ 83,173	0.50	$ 106,925	-	$ 56,254	$ 56,254	$ -
2114-Student Accounting Services	$ -	$ -	-	$ -	2.00	$ 134,066	$ 134,066	$ -
2120-Guidance Services	$ -	$ -	1.00	$ 113,449	1.00	$ 111,172	$ 111,172	$ -
2142-Psychological Services	$ -	$ -	-	$ -	-	$ 40,000	$ 40,000	$ -
2152-Speech Pathology and Audiology Services	$ 5,797	$ 63,454	-	$ 4,768	-	$ 49,809	$ 49,809	$ -
2160-Other Student Treatment Services	$ -	$ -	-	$ -	-	$ 14,000	$ 14,000	$ -
2190-Service Dir, Student Support Serv	$ -	$ 25,563	-	$ 128	2.25	$ 260,933	$ 260,933	$ -
2222-Educational Media Services	$ 61	$ -	0.50	$ 39,106	-	$ 1,250	$ 1,250	$ -
2240-Instructional Staff Development	$ 7,424	$ 3,785	-	$ 1,063	-	$ 1,000	$ 1,000	$ -
2310-Board of Education Services	$ 20,156	$ 174,641	0.40	$ 63,450	-	$ 180,750	$ 180,750	$ -
2321-Office of the Superintendent Services	$ 86,087	$ 113,014	1.60	$ 250,574	2.00	$ 373,103	$ 373,103	$ -
2410-Office of the Principal Services	$ 305,132	$ 1,024,032	8.50	$ 924,651	7.35	$ 1,046,124	$ 1,046,124	$ -
2520-Fiscal Services	$ 130,475	$ 314,708	3.00	$ 349,773	4.00	$ 484,103	$ 484,103	$ -
2540-Operation and Maintenance of Plant	$ 429,352	$ 475,851	4.40	$ 697,202	6.13	$ 647,012	$ 647,012	$ -
2544-Maintenance	$ 4,037	$ 8,782	-	$ 6,553	-	$ -	$ -	$ -
2550-Student Transportation Services	$ 798,550	$ 1,020,436	14.37	$ 1,177,611	18.33	$ 1,459,364	$ 1,459,364	$ -
2558-SPED Transportation Services	$ 10,318	$ 1,560	0.18	$ 11,267	1.48	$ 54,103	$ 54,103	$ -
2572-Purchasing Services	$ 10,344	$ 15,466	0.20	$ 17,109	-	$ -	$ -	$ -
2660-Technology Services	$ 70,899	$ 386,997	-	$ 110,464	1.00	$ 267,915	$ 267,915	$ -
5110-Debt Service	$ 157,125	$ 141,278	-	$ 151,499	-	$ 19,995	$ 19,995	$ -
5200-Transfers of Funds	$ 36,580	$ 225,000	-	$ 281,500	-	$ 530,000	$ 530,000	$ -
6110-Operating Contingency	$ -	$ -	-	$ 93,755	-	$ 120,000	$ 120,000	$ -
7000-Unappropriated Ending Fund Balance	$ 2,300,055	$ 1,696,388	-	$ 1,000,000	-	$ 1,341,734	$ 1,341,734	
FUND 100-GENERAL FUND Total	**$ 6,815,293**	**$ 10,689,133**	**81.80**	**$ 10,445,592**	**112.43**	**$ 12,907,799**	**$ 12,907,799**	**$ -**

Alsea School District 7J

301 South 3rd St, Alsea, Oregon 97324

REQUIREMENT REPORT: By Object	2019 -2020 ACTUAL	2020 -2021 ACTUAL	2021-2022 ADOPTED FTE	2021-2022 ADOPTED	2022-2023 APPROVED FTE	2022-20223 PROPOSED	2022-2023 APPROVED	2022-2023 ADOPTED
FUND 100-GENERAL FUND								
Salaries								
111-Licensed Salaries	$ 702,005	$ 1,294,126	23.80	$ 1,339,166	34.36	$ 2,002,693	$ 2,002,693	$ -
112-Classified Salaries	$ 452,976	$ 1,084,446	46.55	$ 1,371,150	60.57	$ 1,898,440	$ 1,898,440	$ -
113-Administrators	$ 114,776	$ 243,530	3.70	$ 429,687	8.50	$ 758,149	$ 758,149	$ -
114-Managerial-Classified	$ 153,238	$ 304,446	7.25	$ 498,171	8.50	$ 546,507	$ 546,507	$ -
121-Substitutes-Licensed	$ 37,537	$ 72,555	-	$ 10,111	-	$ 51,000	$ 51,000	$ -
122-Substitutes-Classified	$ 62,139	$ 170,006	0.50	$ 163,043	0.50	$ 85,505	$ 85,505	$ -
130-Additional Salary	$ 12,211	$ 8,353	-	$ 1,878	-	$ 18,860	$ 18,860	
140-Addtnl Salary Cell Phone	$ 2,940	$ 5,040	-	$ 8,400	-	$ 3,340	$ 3,340	$ -
141-COVID Incentive Pay	$ -	$ 241,000	-	$ -	-	$ -	$ -	$ -
150-Coaching/Athletics	$ 30,598	$ 46,754	-	$ 47,235	-	$ 38,248	$ 38,248	$ -
151-Club Advisors/Activities	$ 13,913	$ 2,621	-	$ 2,830	-	$ 3,276	$ 3,276	$ -
154-Licensed Extra Duty	$ -	$ 1,800	-	$ -	-	$ 6,388	$ 6,388	$ -
155-Classified Extra Duty	$ -	$ 19,165	-	$ 20,697	-	$ 9,582	$ 9,582	$ -
161-Licensed Retro	$ -	$ 2,500	-	$ -	-	$ -	$ -	$ -
162-Classified Retro	$ -	$ 15,581	-	$ -	-	$ -	$ -	$ -
Salaries Total	**$ 1,582,333**	**$ 3,511,922**	**81.80**	**$ 3,892,368**	**112.43**	**$ 5,421,988**	**$ 5,421,988**	**$ -**
Benefits								
211-PERS Tier 1/2	$ 392,336	$ 831,622	-	$ 931,742	-	$ 1,265,829	$ 1,265,829	$ -
212-PERS Employer 6%	$ 84,084	$ 176,914	-	$ 231,014	-	$ 307,214	$ 307,214	$ -
217-PERS Prior Years	$ -	$ 1,385	-	$ -	-	$ -	$ -	$ -
220-Social Security Administration	$ 117,434	$ 262,955	-	$ 295,088	-	$ 392,213	$ 392,213	$ -
231-Worker's Compensation	$ 31,602	$ 30,885	-	$ 80,030	-	$ 78,137	$ 78,137	$ -
232-Unemployment	$ -	$ 17,111	-	$ -	-	$ -	$ -	$ -
233-Paid Family Leave	$ -	$ -	-	$ 8,961	-	$ 20,315	$ 20,315	$ -
242-Group Health Insurance	$ 329,471	$ 607,328	-	$ 1,052,318	-	$ 920,754	$ 920,754	$ -
244-District Paid TSA	$ 2,400	$ 2,400		$ 2,400	-	$ (100)	$ (100)	
243-Tuition Reimbursement	$ 7,424	$ 3,785	-	$ -	-	$ -	$ -	$ -
Benefits Total	**$ 964,751**	**$ 1,934,385**	**-**	**$ 2,601,553**	**-**	**$ 2,984,362**	**$ 2,984,362**	**$ -**
Purchased Services								
310-Professional & Technical Services	$ 74,241	$ 148,757	-	$ 110,699		$ 16,786	$ 16,786	$ -
311-Instruction Services	$ -	$ 10,000	-	$ -		$ -	$ -	
312-Instructional Programs Improvement	$ 28,477	$ 12,525	-	$ 20,850		$ 10,500	$ 10,500	

Alsea School District 7J
301 South 3rd St, Alsea, Oregon 97324

REQUIREMENT REPORT: By Object	2019 -2020 ACTUAL	2020 -2021 ACTUAL	2021-2022 ADOPTED FTE	2021-2022 ADOPTED	2022-2023 APPROVED FTE	2022-20223 PROPOSED	2022-2023 APPROVED	2022-2023 ADOPTED
319-Other Instructional, Prof & Tech Services	$ -	$ 750	-	$ -		$ 4,000	$ 4,000	$ -
320-Property Services	$ 30,146	$ 22,137	-	$ 23,485		$ 11,000	$ 11,000	
321-Cleaning Services	$ 63,936	$ 82,905	-	$ 68,200		$ -	$ -	$ -
322-Repairs & Maintenance Services	$ 19,774	$ 18,108	-	$ 61,988		$ 52,000	$ 52,000	$ -
324-Rentals	$ 14,834	$ 20,027	-	$ 17,075		$ 16,273	$ 16,273	$ -
325-Electricity	$ 20,652	$ 21,722	-	$ 25,000		$ 50,000	$ 50,000	$ -
326-Fuel	$ 33,567	$ 9,758	-	$ 40,000		$ 10,000	$ 10,000	
327-Water & Sewage	$ 3,996	$ 3,570	-	$ 7,000		$ 7,000	$ 7,000	$ -
328-Garbage	$ 5,383	$ 7,961	-	$ 8,500		$ 8,500	$ 8,500	$ -
329-Other Property Services	$ 73,958	$ 55,203	-	$ 58,500		$ 8,000	$ 8,000	
331-Reimbursable Student Transportation	$ 5,724	$ 4,809	-	$ 6,500		$ 8,500	$ 8,500	
340-Travel	$ -	$ -	-	$ 600		$ 1,000	$ 1,000	
342-Travel Out Of District	$ 12,839	$ 6,087	-	$ 18,499		$ 19,550	$ 19,550	$ -
343-Student Travel Out of District	$ -	$ -	-	$ -		$ 6,276	$ 6,276	
351-Telephone	$ 13,312	$ 22,836	-	$ 29,600		$ 32,450	$ 32,450	$ -
353-Postage	$ 2,956	$ 13,577	-	$ 3,900	-	$ 43,150	$ 43,150	$ -
354-Advertising	$ 3,440	$ 117,708	-	$ 3,000	-	$ 202,500	$ 202,500	$ -
355-Printing & Binding	$ 806	$ 5,593	-	$ 5,100	-	$ 3,500	$ 3,500	$ -
359-Other Communication Services	$ 22,010	$ 25,203	-	$ 23,295	-	$ 15,000	$ 15,000	$ -
360-Charter School Payments	$ 707,455	$ 776,518	-	$ 859,200	-	$ -	$ -	
371-Tuition Payments to Other Districts	$ 14,658	$ 5,423	-	$ 13,000	-	$ 5,000	$ 5,000	$ -
380-Non-Instructional Professional Services	$ 150	$ 6,700	-	$ 150	-	$ -	$ -	
381-Audit Services	$ 8,500	$ 6,500	-	$ 8,000	-	$ 25,000	$ 25,000	$ -
382-Legal Services	$ -	$ 5,035	-	$ 2,500	-	$ 75,000	$ 75,000	$ -
388-Election Services	$ -	$ 704	-	$ 500	-	$ 5,000	$ 5,000	$ -
389-Other Non-Instruct Prof & Tech Services	$ 52,401	$ 127,457	-	$ 52,897	-	$ 293,363	$ 293,363	$ -
390-Other General Prof & Tech Services	$ 229,910	$ 1,600	-	$ -	-	$ -	$ -	$ -
Purchased Services Total	**$ 1,443,126**	**$ 1,539,170**	**-**	**$ 1,468,038**	**-**	**$ 929,348**	**$ 929,348**	**$ -**
Supplies & Materials								
410-Consumable Supplies & Materials	$ 48,575	$ 136,451	-	$ 42,192	-	$ 77,300	$ 77,300	$ -
411-Workbooks	$ 2,275	$ 4,196	-	$ 1,594	-	$ 2,400	$ 2,400	
416-Custodial Supplies	$ 22,843	$ 38,272	-	$ 21,916	-	$ 40,000	$ 40,000	
417-Maintenance Supplies	$ 26,752	$ 22,103	-	$ 25,725	-	$ 25,000	$ 25,000	
418-Fuel	$ -	$ -	-	$ -	-	$ 80,000	$ 80,000	$ -
419-Athletic Uniforms	$ 4,783	$ 2,908	-	$ 5,098	-	$ 10,000	$ 10,000	

Alsea School District 7J
301 South 3rd St, Alsea, Oregon 97324

REQUIREMENT REPORT: By Object	2019 -2020 ACTUAL	2020 -2021 ACTUAL	2021-2022 ADOPTED FTE	2021-2022 ADOPTED	2022-2023 APPROVED FTE	2022-20223 PROPOSED	2022-2023 APPROVED	2022-2023 ADOPTED
420-Textbooks	$ 3,842	$ 13,021	-	$ 2,761	-	$ 43,250	$ 43,250	$ -
430-Library Books	$ 61	$ -	-	$ 184	-	$ 1,000	$ 1,000	$ -
440-Periodicals	$ 182	$ 194	-	$ 193	-	$ 600	$ 600	$ -
460-Non-Consumable Items	$ 32,592	$ 102,642	-	$ 33,814	-	$ 60,231	$ 60,231	$ -
470-Computer Software	$ 21,713	$ 1,000,411	-	$ 646,286	-	$ 976,150	$ 976,150	$ -
480-Computer Hardware	$ 30,651	$ 112,203	-	$ 33,273	-	$ 27,100	$ 27,100	$ -
Supplies & Materials Total	**$ 194,269**	**$ 1,432,401**	**-**	**$ 813,036**	**-**	**$ 1,343,031**	**$ 1,343,031**	**$ -**
Capital Outlay								
520-Buildings Acquisition	$ 65,881	$ -	-	$ 65,881		$ -	$ -	$ -
541-Initial and Additional Equipment	$ -	$ -	-	$ -		$ 10,000	$ 10,000	
542-Replacement Equipment	$ 5,967	$ -	-	$ 5,967		$ 10,000	$ 10,000	
550-Depreciable Technology	$ -	$ -	-	$ -		$ 45,000	$ 45,000	
564-Bus Acquisition	$ -	$ 128,990	-	$ -		$ 30,000	$ 30,000	$ -
Capital Outlay Total	**$ 71,848**	**$ 128,990**	**-**	**$ 71,848**	**-**	**$ 95,000**	**$ 95,000**	**$ -**
Other Objects								
610-Redemption of Principal	$ 145,366	$ 126,287	-	$ 129,610		$ 17,649	$ 17,649	$ -
621-Regular interest	$ 5,327	$ 4,557	-	$ 5,300		$ 2,346	$ 2,346	$ -
622-Bus & Bus garage Interest	$ 6,432	$ 10,434	-	$ 16,589		$ -	$ -	
640-Dues and Fees	$ 14,614	$ 20,659	-	$ 21,562		$ 35,142	$ 35,142	$ -
653-Insurance Premiums	$ 50,593	$ 58,940	-	$ 50,433		$ 87,200	$ 87,200	$ -
Other Objects Total	**$ 222,332**	**$ 220,877**	**-**	**$ 223,494**	**-**	**$ 142,337**	**$ 142,337**	**$ -**
Transfers								
790-Nutrition Services Transfer	$ 26,580	$ 60,696	-	$ 76,500		$ 120,000	$ 120,000	$ -
792-Bus Replacement Fund Transfer	$ 5,000	$ 5,000	-	$ 5,000		$ 210,000	$ 210,000	$ -
794-Capital Projects Transfer	$ 5,000	$ 159,304	-	$ 200,000		$ 200,000	$ 200,000	$ -
Transfers Total	**$ 36,580**	**$ 225,000**	**-**	**$ 281,500**	**-**	**$ 530,000**	**$ 530,000**	**$ -**
Contingency								
810-Planned Reserve	$ -	$ -	-	$ 93,755		$ 120,000	$ 120,000	$ -
Contingency Total	**$ -**	**$ -**	**-**	**$ 93,755**	**-**	**$ 120,000**	**$ 120,000**	**$ -**
Unappropriated Ending Fund Balance								
820-Reserved for Next Year	$ 2,300,055	$ 1,696,388	-	$ 1,000,000		$ 1,341,734	$ 1,341,734	$ -

Alsea School District 7J
301 South 3rd St, Alsea, Oregon 97324

REQUIREMENT REPORT: By Object	2019 -2020 ACTUAL	2020 -2021 ACTUAL	2021-2022 ADOPTED FTE	2021-2022 ADOPTED	2022-2023 APPROVED FTE	2022-20223 PROPOSED	2022-2023 APPROVED	2022-2023 ADOPTED
Unappropriated Ending Fund Balance Total	**$ 2,300,055**	**$ 1,696,388**	**-**	**$ 1,000,000**	**-**	**$ 1,341,734**	**$ 1,341,734**	**$ -**
FUND 100-GENERAL FUND Total	**$ 6,815,293**	**$ 10,689,133**	**81.80**	**$ 10,445,592**	**112.43**	**$ 12,907,799**	**$ 12,907,799**	**$ -**

GENERAL FUND

The General Fund accounts for all financial resources of the district except those required to be accounted for in another fund

Alsea School District 7J
P.O. Box B Alsea, OR 97324

Resources Report

		ACTUALS 1920	ACTUALS 2021	ADOPTED 2122	ADOPTED 2122 FTE	PROPOSED 2223	PROPOSED 2223 FTE	APPROVED 2223	ADOPTED 2223
Fund 100	**General Fund**								
1111	Current Year's Taxes	425,016	438,281	425,000	0.00	450,000	0.00	450,000	0
1112	Prior Year's Taxes	2,760	4,768	5,000	0.00	1,500	0.00	1,500	0
1190	Penalties and Interest on Taxes	1,075	1,333	1,500	0.00	1,000	0.00	1,000	0
1412	Transportation Fees From Other Districts	1,204	0	0	0.00	0	0.00	0	0
1510	Interest on Investments	36,290	20,401	20,000	0.00	25,000	0.00	25,000	0
1710	Admissions	0	0	100	0.00	0	0.00	0	0
1920	Contributions/Donations	600	0	1,000	0.00	1,000	0.00	1,000	0
1940	Services Provided to Education Agencie:	293,624	45,802	236,000	0.00	35,000	0.00	35,000	0
1960	Recovery of Prior Years' Expenditure	0	424	0	0.00	0	0.00	0	0
1980	Fees Charged to Grants	0	2,148	0	0.00	4,000	0.00	4,000	0
1990	Miscellaneous	46,828	33,437	15,000	0.00	15,000	0.00	15,000	0
1991	Misc - Erate	0	0	20,000	0.00	0	0.00	0	0
2101	County School Funds	7,403	3,450	2,400	0.00	2,500	0.00	2,500	0
2102	Education Service District Resources	12,871	11,538	40,000	0.00	5,000	0.00	5,000	0
2199	Other Intermediate Sources	0	17	0	0.00	0	0.00	0	0
3101	State School Fund - General Support	4,914,426	7,667,488	7,548,592	0.00	10,531,799	0.00	10,531,799	0
3103	Common School Fund	25,316	25,344	26,000	0.00	26,000	0.00	26,000	0
3199	Other Unrestricted Grants-In-Aid	8,087	0	0	0.00	0	0.00	0	0
3203	Special Education Programs	0	11,921	0	0.00	5,000	0.00	5,000	0
5160	Lease Purchase Receipts	0	116,800	0	0.00	0	0.00	0	0
5300	Sale of or Compensation for Loss of Fixe	0	5,927	5,000	0.00	5,000	0.00	5,000	0
5400	Resources - Beginning Fund Balance	1,039,793	2,300,054	2,100,000	0.00	1,800,000	0.00	1,800,000	0
Total Fund 100	**General Fund**	**6,815,293**	**10,689,132**	**10,445,592**	**0.00**	**12,907,799**	**0.00**	**12,907,799**	**0**

ALSEA SCHOOL DISTRICT 7J
PROGRAM BUDGET INFORMATION

APPROVED 2022-2023

FUND: 100

FUNCTION: 1111

PROGRAM: Elementary, K-5 or K-6

ELEMENTARY	
100 Salaries	1,126,121
200 Associated PR Costs	609,712
300 Purchased Services	2,000
400 Supplies & Materials	39,500
600 Other	300
TOTAL	1,777,632

1. Program Description:

Learning experiences concerned with knowledge, skills, appreciation, attitudes, and behavioral characteristics considered to be needed by all students in terms of their awareness of life within our culture and the world of work and which normally may be achieved during the elementary school years.

2. Personnel Data:

12.53 Licensed FTE
15.25 Classified FTE

3. Funding Source:

State School Fund

4. Budgetary Notes:

Supplemental services are provided through Title I-A

Alsea School District 7J
P.O. Box B Alsea, OR 97324

Requirements Report

		ACTUALS 1920	ACTUALS 2021	ADOPTED 2122	ADOPTED 2122 FTE	PROPOSED 2223	PROPOSED 2223 FTE	APPROVED 2223	ADOPTED 2223
Fund 100	**General Fund**								
Function 1111	**Elementary, K-5**								
111	Licensed Salaries	257,541	607,541	558,015	10.63	726,585	12.53	726,585	0
112	Classified Salaries	80,429	162,617	306,467	12.75	332,535	15.25	332,535	0
121	Substitutes - Licensed	5,801	18,871	0	0.00	12,000	0.00	12,000	0
122	Substitutes - Classified	15,386	54,579	49,807	0.00	55,000	0.00	55,000	0
141	COVID-19 INCENTIVE PAY	0	79,100	0	0.00	0	0.00	0	0
154	Licensed Extra Duty	0	1,800	0	0.00	0	0.00	0	0
162	Classified Retro	0	3,804	0	0.00	0	0.00	0	0
211	Employer Contrib PERS	84,340	187,267	223,637	0.00	253,359	0.00	253,359	0
212	Employee Contribution Pick-Up	18,563	41,953	56,107	0.00	62,882	0.00	62,882	0
220	Social Sec/Medicare	26,668	69,141	73,045	0.00	79,226	0.00	79,226	0
231	Worker's Compensation	2,843	3,905	10,313	0.00	4,012	0.00	4,012	0
233	PFMLI	0	0	2,446	0.00	4,128	0.00	4,128	0
242	Group Health Insurance	92,971	221,923	293,950	0.00	206,104	0.00	206,104	0
310	Instructional, Professional and Technical Service	742	90	373	0.00	1,000	0.00	1,000	0
312	Instructional Programs Improvement Services	0	708	33	0.00	0	0.00	0	0
324	Rentals	0	1,336	32	0.00	0	0.00	0	0
342	Travel, Out of District	7	145	7	0.00	250	0.00	250	0
355	Printing and Binding	220	3,953	353	0.00	750	0.00	750	0
410	Consumable Supplies and Materials	2,423	47,675	4,084	0.00	15,000	0.00	15,000	0
411	Workbooks	83	3,998	83	0.00	1,000	0.00	1,000	0
420	Textbooks	2,647	11,424	2,613	0.00	1,000	0.00	1,000	0
430	Library Books	0	0	10	0.00	0	0.00	0	0
440	Periodicals	127	139	141	0.00	500	0.00	500	0
460	Non-consumable Items	53	14,288	796	0.00	2,000	0.00	2,000	0
470	Computer Software	6,657	20,308	443,479	0.00	20,000	0.00	20,000	0
480	Computer Hardware	0	10,400	169	0.00	0	0.00	0	0
640	Dues and Fees	118	780	322	0.00	300	0.00	300	0
Total Function 1111	**Elementary, K-5**	**597,617**	**1,567,742**	**2,026,282**	**23.38**	**1,777,632**	**27.78**	**1,777,632**	**0**

ALSEA SCHOOL DISTRICT 7J
PROGRAM BUDGET INFORMATION

APPROVED 2022-2023

FUND: 100

FUNCTION: 1113

PROGRAM: Elementary Extracurricular

1. Program Description:

School-sponsored activities, under the guidance and supervision of district staff, designed to provide students such experiences as motivation, enjoyment, and improvement of skills. Activities normally supplement the regular instructional program and include such activities as athletics, band, chorus, choir, speech, and debate

2. Personnel Data:

Extra duty, no FTE

3. Funding Source:

4. Budgetary Notes:

ELEMENTARY EXTRACURRICULAR	
100 Salaries	9,580
200 Associated PR Costs	3,663
300 Purchased Services	0
400 Supplies & Materials	2,200
600 Other	2,000
TOTAL	17,443

Requirements Report

	ACTUALS 1920	ACTUALS 2021	ADOPTED 2122	ADOPTED 2122 FTE	PROPOSED 2223	PROPOSED 2223 FTE	APPROVED 2223	ADOPTED 2223
Fund 100 General Fund								
Function 1113 Elementary Extra-curricular								
130 Additional Salary	0	0	0	0.00	9,580	0.00	9,580	0
211 Employer Contrib PERS	0	0	0	0.00	2,277	0.00	2,277	0
212 Employee Contribution Pick-Up	0	0	0	0.00	575	0.00	575	0
220 Social Sec/Medicare	0	0	0	0.00	706	0.00	706	0
231 Worker's Compensation	0	0	0	0.00	68	0.00	68	0
233 PFMLI	0	0	0	0.00	37	0.00	37	0
410 Consumable Supplies and Materials	0	413	0	0.00	200	0.00	200	0
419 Athletic Uniforms	0	0	0	0.00	2,000	0.00	2,000	0
640 Dues and Fees	0	0	0	0.00	2,000	0.00	2,000	0
Total Function 1113 Elementary Extra-curricular	**0**	**413**	**0**	**0.00**	**17,443**	**0.00**	**17,443**	**0**

ALSEA SCHOOL DISTRICT 7J
PROGRAM BUDGET INFORMATION

APPROVED 2022-2023

FUND: 100

FUNCTION: 1121

PROGRAM: Middle School Programs

1. Program Description:

Learning experiences concerned with knowledge, skills, appreciation, attitudes, and behavioral characteristics considered to be needed by all students in terms of understanding themselves and their relationships with society and various career clusters, and which normally may be achieved during the middle and/or junior high school years.

2. Personnel Data:

7.04 Licensed FTE
1.00 Classified FTE

3. Funding Source:

State School Fund

4. Budgetary Notes:

MIDDLE SCHOOLS	
100 Salaries	456,187
200 Associated PR Costs	232,498
300 Purchased Services	0
400 Supplies & Materials	45,400
600 Other	50
TOTAL	734,135

Requirements Report

		ACTUALS 1920	ACTUALS 2021	ADOPTED 2122	ADOPTED 2122 FTE	PROPOSED 2223	PROPOSED 2223 FTE	APPROVED 2223	ADOPTED 2223
Fund 100	**General Fund**								
Function 1121	**Middle/Junior High Programs**								
111	Licensed Salaries	143,194	257,061	321,365	5.64	407,171	7.04	407,171	0
112	Classified Salaries	0	1,541	0	0.00	24,016	1.00	24,016	0
121	Substitutes - Licensed	3,152	16,869	0	0.00	20,000	0.00	20,000	0
122	Substitutes - Classified	0	0	12,802	0.00	5,000	0.00	5,000	0
141	COVID-19 INCENTIVE PAY	0	25,000	0	0.00	0	0.00	0	0
162	Classified Retro	0	617	0	0.00	0	0.00	0	0
211	Employer Contrib PERS	38,124	79,517	71,406	0.00	106,607	0.00	106,607	0
212	Employee Contribution Pick-Up	7,838	17,781	18,030	0.00	21,695	0.00	21,695	0
220	Social Sec/Medicare	10,468	22,449	22,927	0.00	31,981	0.00	31,981	0
231	Worker's Compensation	1,817	1,270	2,978	0.00	1,470	0.00	1,470	0
233	PFMLI	0	0	792	0.00	1,668	0.00	1,668	0
242	Group Health Insurance	37,425	55,597	74,100	0.00	69,077	0.00	69,077	0
310	Instructional, Professional and Technical Service	0	128	0	0.00	0	0.00	0	0
324	Rentals	0	724	0	0.00	0	0.00	0	0
342	Travel, Out of District	0	20	0	0.00	0	0.00	0	0
355	Printing and Binding	0	112	0	0.00	0	0.00	0	0
390	Other General Professional and Technological Servi	0	1,600	0	0.00	0	0.00	0	0
410	Consumable Supplies and Materials	242	17,847	1,160	0.00	22,150	0.00	22,150	0
411	Workbooks	257	0	257	0.00	0	0.00	0	0
420	Textbooks	60	324	20	0.00	15,150	0.00	15,150	0
430	Library Books	0	0	5	0.00	0	0.00	0	0
440	Periodicals	0	0	4	0.00	0	0.00	0	0
460	Non-consumable Items	265	4,565	487	0.00	4,100	0.00	4,100	0
470	Computer Software	0	1,499	189,024	0.00	4,000	0.00	4,000	0
640	Dues and Fees	0	0	0	0.00	50	0.00	50	0
Total Function 1121	**Middle/Junior High Programs**	**242,840**	**504,520**	**715,357**	**5.64**	**734,134**	**8.04**	**734,134**	**0**

ALSEA SCHOOL DISTRICT 7J
PROGRAM BUDGET INFORMATION

APPROVED 2022-2023

FUND: 100

FUNCTION: 1122

PROGRAM: Middle School Extracurricular

1. Program Description:

School-sponsored activities, under the guidance and supervision of district staff, designed to provide students such experiences as motivation, enjoyment, and improvement of skills. Programs typically include activities such as athletics, band, chorus, choir, speech, and debate

MS EXTRA-CURR	
100 Salaries	11,191
200 Associated PR Costs	4,280
300 Purchased Services	2,600
400 Supplies & Materials	2,300
600 Other	4,000
TOTAL	24,371

2. Personnel Data:

Extra Duty, no FTE

3. Funding Source:

Other Sources

4. Budgetary Notes:

Requirements Report

		ACTUALS 1920	ACTUALS 2021	ADOPTED 2122	ADOPTED 2122 FTE	PROPOSED 2223	PROPOSED 2223 FTE	APPROVED 2223	ADOPTED 2223
Fund 100	**General Fund**								
Function 1122	**Middle/Junior High School Extra-curricular**								
113	Administrators	1,459	1,487	1,666	0.00	0	0.00	0	0
130	Additional Salary	0	0	0	0.00	9,280	0.00	9,280	0
150	Coaching/Athletics	10,627	12,797	15,159	0.00	1,911	0.00	1,911	0
211	Employer Contrib PERS	1,799	2,458	3,100	0.00	2,659	0.00	2,659	0
212	Employee Contribution Pick-Up	406	555	784	0.00	672	0.00	672	0
220	Social Sec/Medicare	918	1,092	1,286	0.00	831	0.00	831	0
231	Worker's Compensation	55	59	313	0.00	76	0.00	76	0
233	PFMLI	0	0	59	0.00	43	0.00	43	0
310	Instructional, Professional and Technical Service	105	90	96	0.00	0	0.00	0	0
312	Instructional Programs Improvement Services	50	0	50	0.00	0	0.00	0	0
324	Rentals	1,288	0	2,102	0.00	2,100	0.00	2,100	0
342	Travel, Out of District	1,978	78	2,223	0.00	500	0.00	500	0
389	Other Non-instructional Professional and Technical	10,124	0	9,222	0.00	0	0.00	0	0
410	Consumable Supplies and Materials	(147)	280	87	0.00	300	0.00	300	0
419	Athletic Uniforms	2,400	327	2,479	0.00	2,000	0.00	2,000	0
460	Non-consumable Items	860	0	1,045	0.00	0	0.00	0	0
640	Dues and Fees	234	89	380	0.00	4,000	0.00	4,000	0
Total Function 1122	**Middle/Junior High School Extra-curricular**	**32,156**	**19,311**	**40,051**	**0.00**	**24,371**	**0.00**	**24,371**	**0**

ALSEA SCHOOL DISTRICT 7J
PROGRAM BUDGET INFORMATION

APPROVED 2022-2023

FUND: 100

FUNCTION: 1131

PROGRAM: High School Programs

1. Program Description:

Learning experiences concerned with knowledge, skills, appreciation, attitudes, and behavioral characteristics considered to be needed by all students as they achieve graduation requirements.

2. Personnel Data:

5.29 Licensed FTE

3. Funding Source:

State School Fund

4. Budgetary Notes:

HIGH SCHOOLS	
100 Salaries	290,677
200 Associated PR Costs	168,276
300 Purchased Services	1,000
400 Supplies & Materials	55,600
600 Other	100
TOTAL	515,653

Requirements Report

		ACTUALS 1920	ACTUALS 2021	ADOPTED 2122	ADOPTED 2122 FTE	PROPOSED 2223	PROPOSED 2223 FTE	APPROVED 2223	ADOPTED 2223
Fund 100	**General Fund**								
Function 1131	**High School Programs**								
111	Licensed Salaries	221,973	252,322	236,804	4.53	277,677	5.29	277,677	0
121	Substitutes - Licensed	8,114	12,356	10,111	0.00	10,000	0.00	10,000	0
122	Substitutes - Classified	0	1,541	0	0.00	3,000	0.00	3,000	0
130	Additional Salary	754	0	0	0.00	0	0.00	0	0
141	COVID-19 INCENTIVE PAY	0	24,900	0	0.00	0	0.00	0	0
161	Licensed Retro	0	2,500	0	0.00	0	0.00	0	0
162	Classified Retro	0	617	0	0.00	0	0.00	0	0
211	Employer Contrib PERS	60,129	80,996	58,585	0.00	65,746	0.00	65,746	0
212	Employee Contribution Pick-Up	12,663	16,920	14,815	0.00	16,630	0.00	16,630	0
217	PERS- Prior year expense	0	1,385	0	0.00	0	0.00	0	0
220	Social Sec/Medicare	17,029	22,293	18,520	0.00	20,916	0.00	20,916	0
231	Worker's Compensation	2,170	1,242	3,124	0.00	901	0.00	901	0
233	PFMLI	0	0	645	0.00	1,045	0.00	1,045	0
242	Group Health Insurance	47,027	42,646	58,950	0.00	63,037	0.00	63,037	0
310	Instructional, Professional and Technical Service	180	0	82	0.00	0	0.00	0	0
312	Instructional Programs Improvement Services	0	0	0	0.00	500	0.00	500	0
342	Travel, Out of District	0	122	0	0.00	0	0.00	0	0
355	Printing and Binding	150	169	647	0.00	500	0.00	500	0
371	Tuition Payments to Other Districts Within State	0	0	11,818	0.00	0	0.00	0	0
410	Consumable Supplies and Materials	6,507	13,868	7,129	0.00	13,800	0.00	13,800	0
420	Textbooks	200	688	0	0.00	27,000	0.00	27,000	0
460	Non-consumable Items	884	10,221	1,439	0.00	7,500	0.00	7,500	0
470	Computer Software	3,683	8,866	4,258	0.00	7,300	0.00	7,300	0
640	Dues and Fees	607	0	311	0.00	100	0.00	100	0
Total Function 1131	**High School Programs**	**382,068**	**493,653**	**427,238**	**4.53**	**515,653**	**5.29**	**515,653**	**0**

ALSEA SCHOOL DISTRICT 7J
PROGRAM BUDGET INFORMATION

APPROVED 2022-2023

FUND: 100

FUNCTION: 1132

PROGRAM: High School Extracurricular

1. Program Description:

School-sponsored activities, under the guidance and supervision of district staff, designed to provide students such experiences as motivation, enjoyment, and improvement of skills. Activities normally supplement the regular instructional program and include such activities as athletics, band, chorus, choir, speech, and debate.

2. Personnel Data:

.15 Classified FTE
Extra Duty for Coaches and Activity Supervisors

3. Funding Source:

Other Sources

4. Budgetary Notes:

HS EXTRA-CURR	
100 Salaries	51,509
200 Associated PR Costs	19,184
300 Purchased Services	10,517
400 Supplies & Materials	18,554
600 Other	10,000
TOTAL	109,764

Requirements Report

		ACTUALS 1920	ACTUALS 2021	ADOPTED 2122	ADOPTED 2122 FTE	PROPOSED 2223	PROPOSED 2223 FTE	APPROVED 2223	ADOPTED 2223
Fund 100	**General Fund**								
Function 1132	**High School Extra-curricular**								
111	Licensed Salaries	0	0	0	0.00	2,974	0.00	2,974	0
112	Classified Salaries	2,969	3,271	4,725	0.20	8,922	0.15	8,922	0
113	Administrators	6,391	11,169	7,728	0.00	0	0.00	0	0
140	Additional Salary - Cell Phone Stipend	0	420	420	0.00	0	0.00	0	0
150	Coaching/Athletics	19,971	33,957	32,076	0.00	36,337	0.00	36,337	0
151	Club Advisor/Activities	13,913	2,621	2,830	0.00	3,276	0.00	3,276	0
211	Employer Contrib PERS	9,172	12,816	11,050	0.00	10,178	0.00	10,178	0
212	Employee Contribution Pick-Up	2,021	2,774	2,702	0.00	2,523	0.00	2,523	0
220	Social Sec/Medicare	3,240	3,838	3,542	0.00	3,827	0.00	3,827	0
231	Worker's Compensation	264	326	565	0.00	205	0.00	205	0
233	PFMLI	0	0	149	0.00	200	0.00	200	0
242	Group Health Insurance	4,386	3,648	3,000	0.00	2,250	0.00	2,250	0
310	Instructional, Professional and Technical Service	290	90	0	0.00	0	0.00	0	0
312	Instructional Programs Improvement Services	655	175	592	0.00	0	0.00	0	0
324	Rentals	3,205	3,361	4,241	0.00	4,241	0.00	4,241	0
342	Travel, Out of District	4,337	3,594	6,276	0.00	0	0.00	0	0
343	Travel, Student Out of District	0	0	0	0.00	6,276	0.00	6,276	0
380	Non-instructional Professional and Technical Servi	150	0	150	0.00	0	0.00	0	0
389	Other Non-instructional Professional and Technical	8,553	5,302	9,895	0.00	0	0.00	0	0
410	Consumable Supplies and Materials	7,026	1,597	7,759	0.00	2,000	0.00	2,000	0
419	Athletic Uniforms	2,383	2,580	2,619	0.00	6,000	0.00	6,000	0
460	Non-consumable Items	5,274	8,624	5,554	0.00	5,554	0.00	5,554	0
470	Computer Software	4,720	1,770	4,892	0.00	5,000	0.00	5,000	0
640	Dues and Fees	3,112	3,019	4,178	0.00	10,000	0.00	10,000	0
Total Function 1132	**High School Extra-curricular**	**102,031**	**104,952**	**114,943**	**0.20**	**109,764**	**0.15**	**109,764**	**0**

ALSEA SCHOOL DISTRICT 7J
PROGRAM BUDGET INFORMATION

APPROVED 2022-2023

FUND: 100

FUNCTION: 1140

PROGRAM: Pre-kindergarten Programs

1. Program Description:

Educational programs that are designed for the education and training of children, who are enrolled in prekindergarten programs.

2. Personnel Data:

.38 Classified FTE

3. Funding Source:

Other Sources

4. Budgetary Notes:

Staff to assist at the preschool

PRE-KINDERGARTEN	
100 Salaries	8,475
200 Associated PR Costs	5,601
300 Purchased Services	750
400 Supplies & Materials	0
600 Other	0
TOTAL	14,826

Requirements Report

		ACTUALS 1920	ACTUALS 2021	ADOPTED 2122	ADOPTED 2122 FTE	PROPOSED 2223	PROPOSED 2223 FTE	APPROVED 2223	ADOPTED 2223
Fund 100	**General Fund**								
Function 1140	**Pre-kindergarten Programs**								
112	Classified Salaries	871	0	0	0.00	8,475	0.38	8,475	0
141	COVID-19 INCENTIVE PAY	0	2,500	0	0.00	0	0.00	0	0
211	Employer Contrib PERS	0	665	0	0.00	2,010	0.00	2,010	0
212	Employee Contribution Pick-Up	0	150	0	0.00	508	0.00	508	0
220	Social Sec/Medicare	67	191	0	0.00	648	0.00	648	0
231	Worker's Compensation	4	10	0	0.00	34	0.00	34	0
233	PFMLI	0	0	0	0.00	34	0.00	34	0
242	Group Health Insurance	0	67	0	0.00	2,366	0.00	2,366	0
310	Instructional, Professional and Technical Service	0	90	0	0.00	0	0.00	0	0
351	Telephone	0	0	0	0.00	750	0.00	750	0
410	Consumable Supplies and Materials	0	57	0	0.00	0	0.00	0	0
460	Non-consumable Items	217	50	217	0.00	0	0.00	0	0
Total Function 1140	**Pre-kindergarten Programs**	**1,158**	**3,780**	**217**	**0.00**	**14,826**	**0.38**	**14,826**	**0**

ALSEA SCHOOL DISTRICT 7J
PROGRAM BUDGET INFORMATION

APPROVED 2022-2023

FUND: 100

FUNCTION: 1210

PROGRAM: Programs for the Talented and Gifted

TALENTED & GIFTED	
100 Salaries	15,806
200 Associated PR Costs	6,025
300 Purchased Services	0
400 Supplies & Materials	0
600 Other	0
TOTAL	21,831

1. Program Description:

Special learning experiences for students identified as talented and gifted.

2. Personnel Data:

.25 Licensed FTE

3. Funding Source:

State school fund

4. Budgetary Notes:

Requirements Report

	ACTUALS 1920	ACTUALS 2021	ADOPTED 2122	ADOPTED 2122 FTE	PROPOSED 2223	PROPOSED 2223 FTE	APPROVED 2223	ADOPTED 2223
Fund 100 General Fund								
Function 1210 Programs for the Talented and Gifted								
111 Licensed Salaries	0	0	0	0.00	15,806	0.25	15,806	0
211 Employer Contrib PERS	0	0	0	0.00	3,749	0.00	3,749	0
212 Employee Contribution Pick-Up	0	0	0	0.00	948	0.00	948	0
220 Social Sec/Medicare	0	0	0	0.00	1,209	0.00	1,209	0
231 Worker's Compensation	0	0	0	0.00	55	0.00	55	0
233 PFMLI	0	0	0	0.00	63	0.00	63	0
310 Instructional, Professional and Technical Service	0	0	41	0.00	0	0.00	0	0
410 Consumable Supplies and Materials	0	0	31	0.00	0	0.00	0	0
460 Non-consumable Items	0	0	37	0.00	0	0.00	0	0
Total Function 1210 Programs for the Talented and Gifted	**0**	**0**	**109**	**0.00**	**21,831**	**0.25**	**21,831**	**0**

ALSEA SCHOOL DISTRICT 7J
PROGRAM BUDGET INFORMATION

APPROVED 2022-2023

LESS RESTR PROGRAMS	
100 Salaries	900,467
200 Associated PR Costs	496,701
300 Purchased Services	43,936
400 Supplies & Materials	14,500
600 Other	1,820
TOTAL	1,457,424

FUND: 100

FUNCTION: 1250

PROGRAM: Less Restrictive Programs for Students with Disabilities

1. Program Description:

Special learning experiences for students with disabilities outside the regular classroom. These programs include Resource Rooms where students with disabilities go during certain periods of the school day to receive remedial instruction in specific subject areas or other remedial activities.

2. Personnel Data:

6.00 Licensed FTE
15.5 Classified FTE
2.00 Managerial FTE

3. Funding Source:

State school fund

4. Budgetary Notes:

This program counts towards Maintenance of Effort
Supplemental services provided through IDEA

Requirements Report

Fund 100 General Fund

Function 1250 Less Restrictive Programs: Students w/ Disability

		ACTUALS 1920	ACTUALS 2021	ADOPTED 2122	ADOPTED 2122 FTE	PROPOSED 2223	PROPOSED 2223 FTE	APPROVED 2223	ADOPTED 2223
111	Licensed Salaries	61,548	177,202	153,371	2.00	369,538	6.00	369,538	0
112	Classified Salaries	71,612	179,901	249,016	10.40	384,583	15.50	384,583	0
114	Managerial - Classified	0	0	71,194	1.00	132,346	2.00	132,346	0
121	Substitutes - Licensed	10,189	839	0	0.00	9,000	0.00	9,000	0
122	Substitutes - Classified	20,560	124	8,535	0.00	5,000	0.00	5,000	0
130	Additional Salary	2,283	1,192	1,878	0.00	0	0.00	0	0
140	Additional Salary - Cell Phone Stipend	0	630	630	0.00	0	0.00	0	0
141	COVID-19 INCENTIVE PAY	0	44,500	0	0.00	0	0.00	0	0
162	Classified Retro	0	1,198	0	0.00	0	0.00	0	0
211	Employer Contrib PERS	36,523	90,407	117,166	0.00	204,652	0.00	204,652	0
212	Employee Contribution Pick-Up	7,955	19,438	29,076	0.00	50,543	0.00	50,543	0
220	Social Sec/Medicare	12,602	30,561	36,705	0.00	63,467	0.00	63,467	0
231	Worker's Compensation	1,975	1,687	3,812	0.00	3,255	0.00	3,255	0
233	PFMLI	0	0	1,084	0.00	3,319	0.00	3,319	0
242	Group Health Insurance	34,871	84,714	141,822	0.00	171,466	0.00	171,466	0
310	Instructional, Professional and Technical Service	12,002	10,073	15,786	0.00	15,786	0.00	15,786	0
312	Instructional Programs Improvement Services	27,772	11,642	20,175	0.00	10,000	0.00	10,000	0
342	Travel, Out of District	389	366	424	0.00	2,900	0.00	2,900	0
351	Telephone	0	0	0	0.00	4,000	0.00	4,000	0
355	Printing and Binding	0	746	100	0.00	750	0.00	750	0
389	Other Non-instructional Professional and Technical	0	0	0	0.00	10,500	0.00	10,500	0
410	Consumable Supplies and Materials	971	4,081	1,356	0.00	6,100	0.00	6,100	0
411	Workbooks	1,935	198	1,254	0.00	1,400	0.00	1,400	0
460	Non-consumable Items	3,434	1,886	3,608	0.00	2,000	0.00	2,000	0
470	Computer Software	1,554	3,331	1,266	0.00	4,500	0.00	4,500	0
480	Computer Hardware	595	1,039	595	0.00	500	0.00	500	0
640	Dues and Fees	846	1,620	992	0.00	1,820	0.00	1,820	0
Total Function 1250	**Less Restrictive Programs: Students w/ Disability**	**309,617**	**667,374**	**859,845**	**13.40**	**1,457,424**	**23.50**	**1,457,424**	**0**

ALSEA SCHOOL DISTRICT 7J
PROGRAM BUDGET INFORMATION

APPROVED 2022-2023

FUND: 100

FUNCTION: 1280

PROGRAM: Alternative Education

1. Program Description:

Learning experiences for students who are at risk of dropping out of school; who are not succeeding in a regular classroom setting; or who may be more successful in a non-traditional setting.

2. Personnel Data:

.50 Managerial Classified

3. Funding Source:

State School Fund

4. Budgetary Notes:

ALTERNATIVE ED	
100 Salaries	25,166
200 Associated PR Costs	18,922
300 Purchased Services	5,000
400 Supplies & Materials	200
600 Other	0
TOTAL	49,288

Requirements Report

		ACTUALS 1920	ACTUALS 2021	ADOPTED 2122	ADOPTED 2122 FTE	PROPOSED 2223	PROPOSED 2223 FTE	APPROVED 2223	ADOPTED 2223
Fund 100	**General Fund**								
Function 1280	**Alternative Education**								
111	Licensed Salaries	17,750	0	0	0.00	0	0.00	0	0
114	Managerial - Classified	0	0	0	0.00	25,166	0.50	25,166	0
211	Employer Contrib PERS	5,486	0	0	0.00	5,969	0.00	5,969	0
212	Employee Contribution Pick-Up	976	0	0	0.00	1,510	0.00	1,510	0
220	Social Sec/Medicare	1,134	0	0	0.00	1,676	0.00	1,676	0
231	Worker's Compensation	72	0	0	0.00	94	0.00	94	0
233	PFMLI	0	0	0	0.00	88	0.00	88	0
242	Group Health Insurance	2,500	0	0	0.00	9,585	0.00	9,585	0
371	Tuition Payments to Other Districts Within State	14,658	5,423	1,182	0.00	5,000	0.00	5,000	0
410	Consumable Supplies and Materials	0	0	156	0.00	100	0.00	100	0
420	Textbooks	935	585	128	0.00	100	0.00	100	0
460	Non-consumable Items	0	0	37	0.00	0	0.00	0	0
Total Function 1280	**Alternative Education**	**43,512**	**6,008**	**1,503**	**0.00**	**49,288**	**0.50**	**49,288**	**0**

ALSEA SCHOOL DISTRICT 7J
PROGRAM BUDGET INFORMATION

APPROVED 2022-2023

FUND: 100

FUNCTION: 1288

PROGRAM: Charter Schools

1. Program Description:

Expenditures related to an Oregon public charter school.

2. Personnel Data:

3. Funding Source:

State school fund

4. Budgetary Notes:

Paradigm curriculum software for LAHO

CHARTER SCHOOLS	
100 Salaries	0
200 Associated PR Costs	0
300 Purchased Services	0
400 Supplies & Materials	900,000
600 Other	0
TOTAL	900,000

Requirements Report

	ACTUALS 1920	ACTUALS 2021	ADOPTED 2122	ADOPTED 2122 FTE	PROPOSED 2223	PROPOSED 2223 FTE	APPROVED 2223	ADOPTED 2223
Fund 100 General Fund								
Function 1288 Charter Schools								
112 Classified Salaries	0	0	0	0.00	0	0.00	0	0
311 Instruction Services	0	10,000	0	0.00	0	0.00	0	0
360 Charter School Payments	707,455	776,518	859,200	0.00	0	0.00	0	0
410 Consumable Supplies and Materials	0	2,500	0	0.00	0	0.00	0	0
470 Computer Software	0	758,235	0	0.00	900,000	0.00	900,000	0
Total Function 1288 Charter Schools	**707,455**	**1,547,253**	**859,200**	**0.00**	**900,000**	**0.00**	**900,000**	**0**

ALSEA SCHOOL DISTRICT 7J
PROGRAM BUDGET INFORMATION

APPROVED 2022-2023

FUND: 100

FUNCTION: 1291

PROGRAM: English Language Learner (ELL) Programs

ELL	
100 Salaries	56,297
200 Associated PR Costs	36,449
300 Purchased Services	0
400 Supplies & Materials	0
600 Other	0
TOTAL	92,746

1. Program Description:

Instructional activities designed to improve English skills of students who do not speak English as their native language.

2. Personnel Data:

1.0 Licensed FTE

3. Funding Source:

State school fund

4. Budgetary Notes:

Supplemental services are provided through Title III, and ELL HB 3499 funding

Requirements Report

		ACTUALS 1920	ACTUALS 2021	ADOPTED 2122	ADOPTED 2122 FTE	PROPOSED 2223	PROPOSED 2223 FTE	APPROVED 2223	ADOPTED 2223
Fund 100 General Fund									
Function 1291 English Second Language Programs									
111	Licensed Salaries	0	0	0	0.00	56,297	1.00	56,297	0
211	Employer Contrib PERS	0	0	0	0.00	13,354	0.00	13,354	0
212	Employee Contribution Pick-Up	0	0	0	0.00	3,378	0.00	3,378	0
220	Social Sec/Medicare	0	0	0	0.00	4,297	0.00	4,297	0
231	Worker's Compensation	0	0	0	0.00	196	0.00	196	0
233	PFMLI	0	0	0	0.00	225	0.00	225	0
242	Group Health Insurance	0	0	0	0.00	15,000	0.00	15,000	0
Total Function 1291	**English Second Language Programs**	**0**	**0**	**0**	**0.00**	**92,746**	**1.00**	**92,746**	**0**

ALSEA SCHOOL DISTRICT 7J
PROGRAM BUDGET INFORMATION

APPROVED 2022-2023

FUND: 100

FUNCTION: 2113

PROGRAM: Social Work Services

SOCIAL WORK	
100 Salaries	0
200 Associated PR Costs	0
300 Purchased Services	56,054
400 Supplies & Materials	100
600 Other	100
TOTAL	56,254

1. Program Description:

Activities such as investigating and diagnosing student problems; casework and group work for students and parents; interpretation of student problems for other staff members; advocacy for change in circumstances surrounding the individual student which are related to the student's school problem(s).

2. Personnel Data:

3. Funding Source:

4. Budgetary Notes:

Staff are now funded through the SIA grant.
Includes contracted services for a social worker

Requirements Report

		ACTUALS 1920	ACTUALS 2021	ADOPTED 2122	ADOPTED 2122 FTE	PROPOSED 2223	PROPOSED 2223 FTE	APPROVED 2223	ADOPTED 2223
Fund 100	**General Fund**								
Function 2113	**Social Work Services**								
112	Classified Salaries	0	11,493	14,011	0.50	0	0.00	0	0
141	COVID-19 INCENTIVE PAY	0	2,500	0	0.00	0	0.00	0	0
211	Employer Contrib PERS	0	1,405	3,323	0.00	0	0.00	0	0
212	Employee Contribution Pick-Up	0	317	841	0.00	0	0.00	0	0
220	Social Sec/Medicare	0	1,070	1,072	0.00	0	0.00	0	0
231	Worker's Compensation	0	56	108	0.00	0	0.00	0	0
233	PFMLI	0	0	37	0.00	0	0.00	0	0
242	Group Health Insurance	0	0	15,000	0.00	0	0.00	0	0
310	Instructional, Professional and Technical Service	24,447	65,551	72,533	0.00	0	0.00	0	0
340	Travel	0	0	0	0.00	1,000	0.00	1,000	0
351	Telephone	0	721	0	0.00	1,000	0.00	1,000	0
389	Other Non-instructional Professional and Technical	0	0	0	0.00	54,054	0.00	54,054	0
410	Consumable Supplies and Materials	0	0	0	0.00	100	0.00	100	0
640	Dues and Fees	0	59	0	0.00	100	0.00	100	0
Total Function 2113	**Social Work Services**	**24,447**	**83,173**	**106,925**	**0.50**	**56,254**	**0.00**	**56,254**	**0**

ALSEA SCHOOL DISTRICT 7J
PROGRAM BUDGET INFORMATION

APPROVED 2022-2023

FUND: 100

FUNCTION: 2114

PROGRAM: Student Accounting Services

1. Program Description:

Activities of maintaining a database of records related to school attendance, family, and other census data. Data is used by teachers and guidance staff.

2. Personnel Data:

2.00 Classified FTE

3. Funding Source:

4. Budgetary Notes:

STUDENT ACCTG	
100 Salaries	82,036
200 Associated PR Costs	52,030
300 Purchased Services	0
400 Supplies & Materials	0
600 Other	0
TOTAL	134,066

Requirements Report

	ACTUALS 1920	ACTUALS 2021	ADOPTED 2122	ADOPTED 2122 FTE	PROPOSED 2223	PROPOSED 2223 FTE	APPROVED 2223	ADOPTED 2223
Fund 100 General Fund								
Function 2114 Student Accounting Services								
112 Classified Salaries	0	0	0	0.00	81,616	2.00	81,616	0
140 Additional Salary - Cell Phone Stipend	0	0	0	0.00	420	0.00	420	0
211 Employer Contrib PERS	0	0	0	0.00	19,359	0.00	19,359	0
212 Employee Contribution Pick-Up	0	0	0	0.00	4,897	0.00	4,897	0
220 Social Sec/Medicare	0	0	0	0.00	5,510	0.00	5,510	0
231 Worker's Compensation	0	0	0	0.00	313	0.00	313	0
233 PFMLI	0	0	0	0.00	288	0.00	288	0
242 Group Health Insurance	0	0	0	0.00	21,663	0.00	21,663	0
Total Function 2114 Student Accounting Services	**0**	**0**	**0**	**0.00**	**134,066**	**2.00**	**134,066**	**0**

ALSEA SCHOOL DISTRICT 7J
PROGRAM BUDGET INFORMATION

APPROVED 2022-2023

FUND: 100

FUNCTION: 2120

PROGRAM: Guidance Services

GUIDANCE SERVICES	
100 Salaries	69,610
200 Associated PR Costs	41,562
300 Purchased Services	0
400 Supplies & Materials	0
600 Other	0
TOTAL	111,172

1. Program Description:

Those activities of counseling students and parents; providing consultation with other staff members on learning problems; assisting students in personal and social development; assessing the abilities of students; assisting students as they make their own educational and career plans and choices; providing referral assistance; and working with other staff members in planning and conducting guidance programs for students.

2. Personnel Data:

1.0 Licensed FTE

3. Funding Source:

4. Budgetary Notes:

Requirements Report

	ACTUALS 1920	ACTUALS 2021	ADOPTED 2122	ADOPTED 2122 FTE	PROPOSED 2223	PROPOSED 2223 FTE	APPROVED 2223	ADOPTED 2223
Fund 100 General Fund								
Function 2120 Guidance Services								
111 Licensed Salaries	0	0	69,611	1.00	69,610	1.00	69,610	0
211 Employer Contrib PERS	0	0	18,677	0.00	16,512	0.00	16,512	0
212 Employee Contribution Pick-Up	0	0	4,177	0.00	4,177	0.00	4,177	0
220 Social Sec/Medicare	0	0	5,325	0.00	5,325	0.00	5,325	0
231 Worker's Compensation	0	0	520	0.00	271	0.00	271	0
233 PFMLI	0	0	139	0.00	278	0.00	278	0
242 Group Health Insurance	0	0	15,000	0.00	15,000	0.00	15,000	0
Total Function 2120 Guidance Services	**0**	**0**	**113,449**	**1.00**	**111,172**	**1.00**	**111,172**	**0**

ALSEA SCHOOL DISTRICT 7J
PROGRAM BUDGET INFORMATION

APPROVED 2022-2023

FUND: 100

FUNCTION: 2142

PROGRAM: Psychological Services

PSYCH SERVICES	
100 Salaries	0
200 Associated PR Costs	0
300 Purchased Services	40,000
400 Supplies & Materials	0
600 Other	0
TOTAL	40,000

1. Program Description:

Activities concerned with administering psychological tests and interpreting the results, gathering and interpreting information about student behavior, working with other staff members in planning school programs to meet the special needs of students as indicated by psychological tests, and behavioral evaluation and planning and managing a program of psychological services, including psychological counseling for students, staff and parents as well as student evaluations.

2. Personnel Data:

3. Funding Source:

4. Budgetary Notes:

Contracted services through LBLESD
Services provided to students on IEPs count towards Maintenance of Effort

Requirements Report

	ACTUALS 1920	ACTUALS 2021	ADOPTED 2122	ADOPTED 2122 FTE	PROPOSED 2223	PROPOSED 2223 FTE	APPROVED 2223	ADOPTED 2223
Fund 100 General Fund								
Function 2142 Psychological Testing Services								
389 Other Non-instructional Professional and Technical	0	0	0	0.00	40,000	0.00	40,000	0
Total Function 2142 Psychological Testing Services	**0**	**0**	**0**	**0.00**	**40,000**	**0.00**	**40,000**	**0**

ALSEA SCHOOL DISTRICT 7J
PROGRAM BUDGET INFORMATION

APPROVED 2022-2023

FUND: 100

FUNCTION: 2152

PROGRAM: Speech Pathology and Audiology Services

SPEECH SERVICES	
100 Salaries	0
200 Associated PR Costs	0
300 Purchased Services	49,809
400 Supplies & Materials	0
600 Other	0
TOTAL	49,809

1. Program Description:

Activities which have as their purpose the identification, assessment, and treatment of students with impairments in speech, hearing, and language.

2. Personnel Data:

3. Funding Source:

4. Budgetary Notes:

Contracted services through LBL ESD
Services provided to students on IEPs count towards Maintenance of Effort

Requirements Report

	ACTUALS 1920	ACTUALS 2021	ADOPTED 2122	ADOPTED 2122 FTE	PROPOSED 2223	PROPOSED 2223 FTE	APPROVED 2223	ADOPTED 2223
Fund 100 General Fund								
Function 2152 Speech Pathology Services								
310 Instructional, Professional and Technical Service	5,797	63,454	4,768	0.00	0	0.00	0	0
389 Other Non-instructional Professional and Technical	0	0	0	0.00	49,809	0.00	49,809	0
Total Function 2152 Speech Pathology Services	**5,797**	**63,454**	**4,768**	**0.00**	**49,809**	**0.00**	**49,809**	**0**

ALSEA SCHOOL DISTRICT 7J
PROGRAM BUDGET INFORMATION

APPROVED 2022-2023

FUND: 100

FUNCTION: 2160

PROGRAM: Other Student Treatment Services

OTHER STUDENT SERV	
100 Salaries	0
200 Associated PR Costs	0
300 Purchased Services	14,000
400 Supplies & Materials	0
600 Other	0
TOTAL	14,000

1. Program Description:

Activities associated with providing services such as occupational therapy, physical therapy, adaptive physical education, etc.

2. Personnel Data:

3. Funding Source:

4. Budgetary Notes:

Contracted service through LBL ESD for OT/PT
Services provided to students on IEPs count towards Maintenance of Effort

Requirements Report

	ACTUALS 1920	ACTUALS 2021	ADOPTED 2122	ADOPTED 2122 FTE	PROPOSED 2223	PROPOSED 2223 FTE	APPROVED 2223	ADOPTED 2223
Fund 100 General Fund								
Function 2160 Other Student Treatment Services								
389 Other Non-instructional Professional and Technical	0	0	0	0.00	14,000	0.00	14,000	0
Total Function 2160 Other Student Treatment Services	**0**	**0**	**0**	**0.00**	**14,000**	**0.00**	**14,000**	**0**

ALSEA SCHOOL DISTRICT 7J
PROGRAM BUDGET INFORMATION

APPROVED 2022-2023

FUND: 100

FUNCTION: 2190

PROGRAM: Service Direction, Student Support Services

1. Program Description:

Activities concerned with direction and management of student support services; e.g., special education, ESL and at risk programs. Expenditures for the special education director are recorded here.

SERVICE DIRECTION	
100 Salaries	171,215
200 Associated PR Costs	89,468
300 Purchased Services	0
400 Supplies & Materials	250
600 Other	0
TOTAL	260,933

2. Personnel Data:

1.25 Licensed FTE
1.0 Administrator FTE

3. Funding Source:

4. Budgetary Notes:

Requirements Report

		ACTUALS 1920	ACTUALS 2021	ADOPTED 2122	ADOPTED 2122 FTE	PROPOSED 2223	PROPOSED 2223 FTE	APPROVED 2223	ADOPTED 2223
Fund 100	**General Fund**								
Function 2190	**Service Direction, Student Support Services**								
111	Licensed Salaries	0	0	0	0.00	77,035	1.25	77,035	0
113	Administrators	0	0	0	0.00	94,180	1.00	94,180	0
114	Managerial - Classified	0	17,500	0	0.00	0	0.00	0	0
211	Employer Contrib PERS	0	5,605	0	0.00	40,612	0.00	40,612	0
212	Employee Contribution Pick-Up	0	1,050	0	0.00	10,273	0.00	10,273	0
220	Social Sec/Medicare	0	1,339	0	0.00	12,799	0.00	12,799	0
231	Worker's Compensation	0	69	0	0.00	619	0.00	619	0
233	PFMLI	0	0	0	0.00	669	0.00	669	0
242	Group Health Insurance	0	0	0	0.00	24,495	0.00	24,495	0
410	Consumable Supplies and Materials	0	0	128	0.00	250	0.00	250	0
Total Function 2190	**Service Direction, Student Support Services**	**0**	**25,563**	**128**	**0.00**	**260,933**	**2.25**	**260,933**	**0**

ALSEA SCHOOL DISTRICT 7J
PROGRAM BUDGET INFORMATION

APPROVED 2022-2023

FUND: 100

FUNCTION: 2222

PROGRAM: Library/Media Services

1. Program Description:

Activities concerned with the use of all teaching and learning resources, including hardware, software, print and non-print content materials, on-line and other distance learning resources. Educational media are defined as any device, content material, method, or experience used for teaching and learning purposes.

LIBRARY/MEDIA	
100 Salaries	0
200 Associated PR Costs	0
300 Purchased Services	0
400 Supplies & Materials	1,250
600 Other	0
TOTAL	1,250

2. Personnel Data:

3. Funding Source:

4. Budgetary Notes:

Requirements Report

	ACTUALS 1920	ACTUALS 2021	ADOPTED 2122	ADOPTED 2122 FTE	PROPOSED 2223	PROPOSED 2223 FTE	APPROVED 2223	ADOPTED 2223
Fund 100 General Fund								
Function 2222 Library/Media Center								
112 Classified Salaries	0	0	21,630	0.50	0	0.00	0	0
211 Employer Contrib PERS	0	0	5,131	0.00	0	0.00	0	0
212 Employee Contribution Pick-Up	0	0	1,298	0.00	0	0.00	0	0
220 Social Sec/Medicare	0	0	1,546	0.00	0	0.00	0	0
231 Worker's Compensation	0	0	1,737	0.00	0	0.00	0	0
233 PFMLI	0	0	40	0.00	0	0.00	0	0
242 Group Health Insurance	0	0	7,500	0.00	0	0.00	0	0
410 Consumable Supplies and Materials	0	0	31	0.00	50	0.00	50	0
430 Library Books	61	0	169	0.00	1,000	0.00	1,000	0
440 Periodicals	0	0	18	0.00	100	0.00	100	0
470 Computer Software	0	0	6	0.00	100	0.00	100	0
Total Function 2222 Library/Media Center	**61**	**0**	**39,106**	**0.50**	**1,250**	**0.00**	**1,250**	**0**

ALSEA SCHOOL DISTRICT 7J
PROGRAM BUDGET INFORMATION

APPROVED 2022-2023

FUND: 100

FUNCTION: 2240

PROGRAM: Instructional Staff Development

STAFF DEVELOPMENT	
100 Salaries	0
200 Associated PR Costs	0
300 Purchased Services	1,000
400 Supplies & Materials	0
600 Other	0
TOTAL	1,000

1. Program Description:

Activities specifically designed for instructional staff (including instructional assistants) to assist in preparing and utilizing special/new curriculum materials, understanding and utilizing best teaching practices, and any other activity designed to improve teacher performance. This function is for staff development that is related to instruction and includes external training attended by instructional staff.

2. Personnel Data:

3. Funding Source:

4. Budgetary Notes:

Supplemental activities are provided by Title II-A

Requirements Report

	ACTUALS 1920	ACTUALS 2021	ADOPTED 2122	ADOPTED 2122 FTE	PROPOSED 2223	PROPOSED 2223 FTE	APPROVED 2223	ADOPTED 2223
Fund 100 General Fund								
Function 2240 Instructional Staff Development								
245 Tuition Reimbursement	7,424	3,785	0	0.00	0	0.00	0	0
342 Travel, Out of District	0	0	188	0.00	1,000	0.00	1,000	0
640 Dues and Fees	0	0	875	0.00	0	0.00	0	0
Total Function 2240 Instructional Staff Development	**7,424**	**3,785**	**1,063**	**0.00**	**1,000**	**0.00**	**1,000**	**0**

ALSEA SCHOOL DISTRICT 7J
PROGRAM BUDGET INFORMATION

APPROVED 2022-2023

FUND: 100

FUNCTION: 2310

PROGRAM: Board of Education Services

BOARD OF ED	
100 Salaries	0
200 Associated PR Costs	25,000
300 Purchased Services	147,000
400 Supplies & Materials	3,750
600 Other	5,000
TOTAL	180,750

1. Program Description:

Activities of the legally elected or appointed body vested with responsibilities for educational planning and policy making. Includes audit and legal services.

2. Personnel Data:

3. Funding Source:

4. Budgetary Notes:

Requirements Report

		ACTUALS 1920	ACTUALS 2021	ADOPTED 2122	ADOPTED 2122 FTE	PROPOSED 2223	PROPOSED 2223 FTE	APPROVED 2223	ADOPTED 2223
Fund 100	**General Fund**								
Function 2310	**Board of Education Services**								
112	Classified Salaries	0	0	24,236	0.40	0	0.00	0	0
211	Employer Contrib PERS	0	0	5,749	0.00	0	0.00	0	0
212	Employee Contribution Pick-Up	0	0	1,454	0.00	0	0.00	0	0
220	Social Sec/Medicare	0	0	1,854	0.00	0	0.00	0	0
231	Worker's Compensation	0	0	184	0.00	25,000	0.00	25,000	0
232	Unemployment Compensation	0	17,111	0	0.00	0	0.00	0	0
233	PFMLI	0	0	48	0.00	0	0.00	0	0
319	Other Instructional, Professional and Technical S	0	750	0	0.00	4,000	0.00	4,000	0
342	Travel, Out of District	0	0	941	0.00	0	0.00	0	0
353	Postage	2,808	13,455	3,900	0.00	3,000	0.00	3,000	0
354	Advertising	3,440	117,708	3,000	0.00	2,500	0.00	2,500	0
355	Printing and Binding	0	0	4,000	0.00	500	0.00	500	0
381	Audit Services	8,500	6,500	8,000	0.00	25,000	0.00	25,000	0
382	Legal Services	0	5,035	2,500	0.00	75,000	0.00	75,000	0
388	Election Services	0	704	500	0.00	5,000	0.00	5,000	0
389	Other Non-instructional Professional and Technical	0	4,505	0	0.00	32,000	0.00	32,000	0
410	Consumable Supplies and Materials	1,463	3,818	732	0.00	1,000	0.00	1,000	0
460	Non-consumable Items	0	0	37	0.00	0	0.00	0	0
470	Computer Software	134	127	220	0.00	2,750	0.00	2,750	0
640	Dues and Fees	3,811	4,930	6,095	0.00	5,000	0.00	5,000	0
Total Function 2310	**Board of Education Services**	**20,156**	**174,641**	**63,450**	**0.40**	**180,750**	**0.00**	**180,750**	**0**

ALSEA SCHOOL DISTRICT 7J
PROGRAM BUDGET INFORMATION

APPROVED 2022-2023

FUND: 100

FUNCTION: 2321

PROGRAM: Office of the Superintendent Services

EXEC ADMIN	
100 Salaries	219,883
200 Associated PR Costs	118,720
300 Purchased Services	29,500
400 Supplies & Materials	2,500
600 Other	2,500
TOTAL	373,103

1. Program Description:

Activities performed by the superintendent in the general direction and management of all affairs of the district. Includes all personnel and materials in the office of the chief executive officer.

2. Personnel Data:

1.00 Managerial-Classified FTE
1.0 Administrative FTE

3. Funding Source:

4. Budgetary Notes:

Requirements Report

		ACTUALS 1920	ACTUALS 2021	ADOPTED 2122	ADOPTED 2122 FTE	PROPOSED 2223	PROPOSED 2223 FTE	APPROVED 2223	ADOPTED 2223
Fund 100	**General Fund**								
Function 2321	**Office of the Superintendent Services**								
112	Classified Salaries	0	0	36,354	0.60	0	0.00	0	0
113	Administrators	53,463	67,937	137,696	1.00	160,000	1.00	160,000	0
114	Managerial - Classified	0	0	0	0.00	59,483	1.00	59,483	0
140	Additional Salary - Cell Phone Stipend	840	420	420	0.00	400	0.00	400	0
141	COVID-19 INCENTIVE PAY	0	5,000	0	0.00	0	0.00	0	0
211	Employer Contrib PERS	14,690	19,498	41,384	0.00	57,145	0.00	57,145	0
212	Employee Contribution Pick-Up	3,256	4,401	10,468	0.00	13,193	0.00	13,193	0
220	Social Sec/Medicare	4,068	5,529	13,185	0.00	16,821	0.00	16,821	0
231	Worker's Compensation	217	268	1,297	0.00	796	0.00	796	0
233	PFMLI	0	0	344	0.00	766	0.00	766	0
242	Group Health Insurance	1,217	0	0	0.00	30,000	0.00	30,000	0
244	District-Paid TSA	1,200	1,219	2,400	0.00	0	0.00	0	0
342	Travel, Out of District	3,380	1,504	4,398	0.00	2,500	0.00	2,500	0
389	Other Non-instructional Professional and Technical	0	1,800	0	0.00	27,000	0.00	27,000	0
410	Consumable Supplies and Materials	2,681	2,571	309	0.00	500	0.00	500	0
460	Non-consumable Items	200	299	348	0.00	1,000	0.00	1,000	0
480	Computer Hardware	0	0	0	0.00	1,000	0.00	1,000	0
640	Dues and Fees	876	2,568	1,971	0.00	2,500	0.00	2,500	0
Total Function 2321	**Office of the Superintendent Services**	**86,087**	**113,014**	**250,574**	**1.60**	**373,103**	**2.00**	**373,103**	**0**

ALSEA SCHOOL DISTRICT 7J
PROGRAM BUDGET INFORMATION

APPROVED 2022-2023

FUND: 100

FUNCTION: 2410

PROGRAM: Office of the Principal Services

1. Program Description:

Activities concerned with directing and managing the operation of a particular school. Included are the activities performed by the principal, assistant principals, and other assistants in general supervision of all operations of the school; evaluation of the staff members of the school; assignment of duties to staff members; supervision and maintenance of the school records and coordination of school instruction activities with instructional activities of the district.

2. Personnel Data:

2.85 Classified FTE
4.50 Administrative FTE

3. Funding Source:

4. Budgetary Notes:

OFFICE OF PRINCIPAL	
100 Salaries	509,018
200 Associated PR Costs	281,621
300 Purchased Services	248,350
400 Supplies & Materials	4,750
600 Other	2,385
TOTAL	1,046,124

Requirements Report

		ACTUALS 1920	ACTUALS 2021	ADOPTED 2122	ADOPTED 2122 FTE	PROPOSED 2223	PROPOSED 2223 FTE	APPROVED 2223	ADOPTED 2223
Fund 100	**General Fund**								
Function 2410	**Office of the Principal Services**								
112	Classified Salaries	116,275	430,993	303,239	5.80	172,022	2.85	172,022	0
113	Administrators	53,463	162,937	282,597	2.70	336,156	4.50	336,156	0
121	Substitutes - Licensed	10,281	23,619	0	0.00	0	0.00	0	0
122	Substitutes - Classified	1,328	0	0	0.00	0	0.00	0	0
140	Additional Salary - Cell Phone Stipend	840	2,310	3,990	0.00	840	0.00	840	0
141	COVID-19 INCENTIVE PAY	0	17,500	0	0.00	0	0.00	0	0
162	Classified Retro	0	9,346	0	0.00	0	0.00	0	0
211	Employer Contrib PERS	50,412	181,925	148,703	0.00	129,649	0.00	129,649	0
212	Employee Contribution Pick-Up	10,314	34,161	35,390	0.00	29,221	0.00	29,221	0
220	Social Sec/Medicare	13,334	47,682	43,684	0.00	36,948	0.00	36,948	0
231	Worker's Compensation	778	2,472	4,458	0.00	3,800	0.00	3,800	0
233	PFMLI	0	0	1,159	0.00	1,932	0.00	1,932	0
242	Group Health Insurance	31,389	81,539	90,250	0.00	80,072	0.00	80,072	0
244	District-Paid TSA	1,200	1,181	0	0.00	0	0.00	0	0
310	Instructional, Professional and Technical Service	910	1,750	910	0.00	0	0.00	0	0
324	Rentals	0	0	0	0.00	200	0.00	200	0
342	Travel, Out of District	1,410	180	2,077	0.00	2,000	0.00	2,000	0
353	Postage	148	122	0	0.00	40,150	0.00	40,150	0
354	Advertising	0	0	0	0.00	200,000	0.00	200,000	0
355	Printing and Binding	436	613	0	0.00	1,000	0.00	1,000	0
389	Other Non-instructional Professional and Technical	0	0	0	0.00	5,000	0.00	5,000	0
410	Consumable Supplies and Materials	8,858	20,619	4,858	0.00	750	0.00	750	0
440	Periodicals	55	55	30	0.00	0	0.00	0	0
460	Non-consumable Items	1,882	3,628	830	0.00	3,000	0.00	3,000	0
470	Computer Software	0	0	28	0.00	1,000	0.00	1,000	0
640	Dues and Fees	1,817	1,401	2,448	0.00	2,385	0.00	2,385	0
Total Function 2410	**Office of the Principal Services**	**305,132**	**1,024,032**	**924,651**	**8.50**	**1,046,124**	**7.35**	**1,046,124**	**0**

ALSEA SCHOOL DISTRICT 7J
PROGRAM BUDGET INFORMATION

APPROVED 2022-2023

FUND: 100

FUNCTION: 2520

PROGRAM: Fiscal Services

1. Program Description:

Activities concerned with the fiscal operations of the district. This program area includes budgeting, receiving and disbursing, financial accounting, payroll, inventory control, and internal auditing.

FISCAL SERVICES	
100 Salaries	290,534
200 Associated PR Costs	145,469
300 Purchased Services	37,000
400 Supplies & Materials	9,100
600 Other	2,000
TOTAL	484,103

2. Personnel Data:

2.0 Classified FTE
2.0 Managerial FTE

3. Funding Source:

4. Budgetary Notes:

Requirements Report

		ACTUALS 1920	ACTUALS 2021	ADOPTED 2122	ADOPTED 2122 FTE	PROPOSED 2223	PROPOSED 2223 FTE	APPROVED 2223	ADOPTED 2223
Fund 100	**General Fund**								
Function 2520	**Fiscal Services**								
112	Classified Salaries	0	27,320	37,362	1.00	121,461	2.00	121,461	0
113	Administrators	0	0	0	0.00	167,812	2.00	167,812	0
114	Managerial - Classified	59,052	95,000	155,934	2.00	0	0.00	0	0
140	Additional Salary - Cell Phone Stipend	420	420	840	0.00	1,260	0.00	1,260	0
141	COVID-19 INCENTIVE PAY	0	7,500	0	0.00	0	0.00	0	0
211	Employer Contrib PERS	16,078	29,980	46,049	0.00	68,915	0.00	68,915	0
212	Employee Contribution Pick-Up	3,568	6,737	11,648	0.00	17,432	0.00	17,432	0
220	Social Sec/Medicare	4,471	9,926	14,614	0.00	21,716	0.00	21,716	0
231	Worker's Compensation	247	653	1,461	0.00	1,062	0.00	1,062	0
233	PFMLI	0	0	373	0.00	1,133	0.00	1,133	0
242	Group Health Insurance	10,368	26,858	45,000	0.00	35,312	0.00	35,312	0
244	District-Paid TSA	0	0	0	0.00	(100)	0.00	(100)	0
342	Travel, Out of District	850	0	1,415	0.00	7,000	0.00	7,000	0
380	Non-instructional Professional and Technical Servi	0	6,700	0	0.00	0	0.00	0	0
389	Other Non-instructional Professional and Technical	33,724	95,000	33,228	0.00	30,000	0.00	30,000	0
410	Consumable Supplies and Materials	56	2	134	0.00	1,000	0.00	1,000	0
460	Non-consumable Items	0	0	37	0.00	1,000	0.00	1,000	0
470	Computer Software	0	6,421	6	0.00	6,500	0.00	6,500	0
480	Computer Hardware	67	31	0	0.00	600	0.00	600	0
640	Dues and Fees	1,574	2,160	1,672	0.00	2,000	0.00	2,000	0
Total Function 2520	**Fiscal Services**	**130,475**	**314,708**	**349,773**	**3.00**	**484,103**	**4.00**	**484,103**	**0**

ALSEA SCHOOL DISTRICT 7J
PROGRAM BUDGET INFORMATION

APPROVED 2022-2023

FUND: 100

FUNCTION: 2540

PROGRAM: Operation and Maintenance of Plant Services

1. Program Description:

Activities concerned with keeping a physical plant open, comfortable, and safe for use, and keeping the grounds, buildings, and equipment in an effective working condition and state of repair.

2. Personnel Data:

5.13 Classified FTE
1.00 Managerial FTE

3. Funding Source:

4. Budgetary Notes:

OPERATION & MAINT	
100 Salaries	242,846
200 Associated PR Costs	134,769
300 Purchased Services	114,232
400 Supplies & Materials	79,077
500 Capital Outlay	20,000
600 Other	56,087
TOTAL	647,011

Requirements Report

		ACTUALS 1920	ACTUALS 2021	ADOPTED 2122	ADOPTED 2122 FTE	PROPOSED 2223	PROPOSED 2223 FTE	APPROVED 2223	ADOPTED 2223
Fund 100	**General Fund**								
Function 2540	**Operation and Maintenance of Plant Services**								
112	Classified Salaries	12,426	18,516	59,910	3.50	152,913	5.13	152,913	0
114	Managerial - Classified	42,170	63,000	69,414	0.90	82,014	1.00	82,014	0
122	Substitutes - Classified	4,318	25,382	46,320	0.00	7,500	0.00	7,500	0
140	Additional Salary - Cell Phone Stipend	420	420	420	0.00	420	0.00	420	0
141	COVID-19 INCENTIVE PAY	0	7,500	0	0.00	0	0.00	0	0
211	Employer Contrib PERS	15,355	24,339	38,720	0.00	53,424	0.00	53,424	0
212	Employee Contribution Pick-Up	3,384	5,597	9,794	0.00	13,677	0.00	13,677	0
220	Social Sec/Medicare	4,491	8,513	13,329	0.00	17,753	0.00	17,753	0
231	Worker's Compensation	1,437	2,627	9,248	0.00	5,208	0.00	5,208	0
233	PFMLI	0	0	355	0.00	918	0.00	918	0
242	Group Health Insurance	10,206	16,635	49,040	0.00	43,789	0.00	43,789	0
310	Instructional, Professional and Technical Service	13,243	2,538	6,572	0.00	0	0.00	0	0
321	Cleaning Services	63,936	82,905	68,200	0.00	0	0.00	0	0
322	Repairs and Maintenance Services	19,774	15,876	61,988	0.00	35,000	0.00	35,000	0
324	Rentals	1,189	7,760	2,732	0.00	2,732	0.00	2,732	0
325	Electricity	20,652	21,722	25,000	0.00	50,000	0.00	50,000	0
326	Fuel	33,567	9,758	40,000	0.00	10,000	0.00	10,000	0
327	Water and Sewage	3,996	3,570	7,000	0.00	7,000	0.00	7,000	0
328	Garbage	5,383	7,961	8,500	0.00	8,500	0.00	8,500	0
342	Travel, Out of District	175	0	215	0.00	400	0.00	400	0
351	Telephone	7,029	9,292	11,690	0.00	600	0.00	600	0
410	Consumable Supplies and Materials	1,942	1,994	1,002	0.00	2,000	0.00	2,000	0
416	Custodial Supplies	22,843	38,272	21,916	0.00	40,000	0.00	40,000	0
417	Maintenance Supplies	26,752	22,103	25,725	0.00	25,000	0.00	25,000	0
460	Non-consumable Items	10,596	40,250	12,077	0.00	12,077	0.00	12,077	0
520	Buildings Acquisition	65,881	0	65,881	0.00	0	0.00	0	0
541	Initial and Additional Equipment Purchase	0	0	0	0.00	10,000	0.00	10,000	0
542	Replacement Equipment Purchase	5,967	0	5,967	0.00	10,000	0.00	10,000	0
640	Dues and Fees	712	510	887	0.00	887	0.00	887	0
653	Property Insurance Premiums	31,509	38,811	35,300	0.00	55,200	0.00	55,200	0
Total Function 2540	**Operation and Maintenance of Plant Services**	**429,352**	**475,851**	**697,202**	**4.40**	**647,012**	**6.13**	**647,012**	**0**

ALSEA SCHOOL DISTRICT 7J
PROGRAM BUDGET INFORMATION

APPROVED 2022-2023

FUND: 100

FUNCTION: 2544

PROGRAM: Maintenance

MAINTENANCE	
100 Salaries	
200 Associated PR Costs	0
300 Purchased Services	0
400 Supplies & Materials	0
600 Other	0
TOTAL	0

1. Program Description:

Expenditures for activities concerned with maintenance of the total district's physical plant, including repair and replacement of facilities and equipment.

2. Personnel Data:

3. Funding Source:

4. Budgetary Notes:

Historical information. All costs now coded to Function 2540 Operation and Maintenance

Requirements Report

	ACTUALS 1920	ACTUALS 2021	ADOPTED 2122	ADOPTED 2122 FTE	PROPOSED 2223	PROPOSED 2223 FTE	APPROVED 2223	ADOPTED 2223
Fund 100 General Fund								
Function 2544 Maintenance								
322 Repairs and Maintenance Services	0	1,937	0	0.00	0	0.00	0	0
324 Rentals	4,037	6,845	6,475	0.00	0	0.00	0	0
410 Consumable Supplies and Materials	0	0	78	0.00	0	0.00	0	0
Total Function 2544 Maintenance	**4,037**	**8,782**	**6,553**	**0.00**	**0**	**0.00**	**0**	**0**

ALSEA SCHOOL DISTRICT 7J
PROGRAM BUDGET INFORMATION

APPROVED 2022-2023

FUND: 100

FUNCTION: 2550

PROGRAM: Student Transportation Services

STUDENT TRANSPORT	
100 Salaries	778,156
200 Associated PR Costs	434,707
300 Purchased Services	71,000
400 Supplies & Materials	110,500
500 Capital Outlay	30,000
600 Other	35,000
TOTAL	1,459,363

1. Program Description:

Activities concerned with the transportation of students between home and school, as provided by state law, including trips to school activities.

2. Personnel Data:

13.83 Classified FTE
4.0 Managerial FTE
.50 Substitute FTE

3. Funding Source:

State School Fund

4. Budgetary Notes:

Includes contracted transportation for Willamette Leadership Academy, and Kings Valley Charter School

Requirements Report

		ACTUALS 1920	ACTUALS 2021	ADOPTED 2122	ADOPTED 2122 FTE	PROPOSED 2223	PROPOSED 2223 FTE	APPROVED 2223	ADOPTED 2223
Fund 100	**General Fund**								
Function 2550	**Student Transportation Services**								
112	Classified Salaries	154,843	237,796	297,161	10.52	520,653	13.83	520,653	0
114	Managerial - Classified	52,016	128,946	201,629	3.35	247,498	4.00	247,498	0
122	Substitutes - Classified	19,963	87,283	45,579	0.50	10,005	0.50	10,005	0
130	Additional Salary	9,174	7,161	0	0.00	0	0.00	0	0
140	Additional Salary - Cell Phone Stipend	420	420	1,680	0.00	0	0.00	0	0
141	COVID-19 INCENTIVE PAY	0	22,500	0	0.00	0	0.00	0	0
211	Employer Contrib PERS	56,723	106,435	129,446	0.00	184,256	0.00	184,256	0
212	Employee Contribution Pick-Up	12,350	23,203	32,094	0.00	46,055	0.00	46,055	0
220	Social Sec/Medicare	17,865	36,840	41,672	0.00	58,473	0.00	58,473	0
231	Worker's Compensation	19,438	16,088	39,301	0.00	29,416	0.00	29,416	0
233	PFMLI	0	0	1,217	0.00	3,057	0.00	3,057	0
242	Group Health Insurance	56,244	73,701	254,956	0.00	113,449	0.00	113,449	0
310	Instructional, Professional and Technical Service	11,101	3,384	6,002	0.00	0	0.00	0	0
320	Property Services	30,146	22,137	23,485	0.00	11,000	0.00	11,000	0
322	Repairs and Maintenance Services	0	0	0	0.00	12,000	0.00	12,000	0
324	Rentals	5,117	0	1,493	0.00	7,000	0.00	7,000	0
329	Other Property Services	73,958	55,203	58,500	0.00	8,000	0.00	8,000	0
331	Reimbursable Student Transportation	5,724	4,809	6,500	0.00	8,500	0.00	8,500	0
340	Travel	0	0	600	0.00	0	0.00	0	0
342	Travel, Out of District	313	79	335	0.00	3,000	0.00	3,000	0
351	Telephone	3,524	8,728	5,821	0.00	8,500	0.00	8,500	0
389	Other Non-instructional Professional and Technical	0	3,057	0	0.00	13,000	0.00	13,000	0
390	Other General Professional and Technological Servi	229,910	0	0	0.00	0	0.00	0	0
410	Consumable Supplies and Materials	12,699	17,555	9,647	0.00	10,000	0.00	10,000	0
418	Transportation Fuel	0	0	0	0.00	80,000	0.00	80,000	0
460	Non-consumable Items	7,163	12,054	4,791	0.00	18,000	0.00	18,000	0
470	Computer Software	100	414	100	0.00	2,500	0.00	2,500	0
564	Bus Acquisition	0	128,990	0	0.00	30,000	0.00	30,000	0
640	Dues and Fees	907	3,523	702	0.00	3,000	0.00	3,000	0
653	Property Insurance Premiums	18,850	20,129	14,900	0.00	32,000	0.00	32,000	0
Total Function 2550	**Student Transportation Services**	**798,550**	**1,020,436**	**1,177,611**	**14.37**	**1,459,364**	**18.33**	**1,459,364**	**0**

ALSEA SCHOOL DISTRICT 7J
PROGRAM BUDGET INFORMATION

APPROVED 2022-2023

FUND: 100

FUNCTION: 2558

PROGRAM: Special Education Transportation

1. Program Description:

Activities concerned with providing transportation to special education students. Driving of buses, providing attendant services, fuel, supplies and equipment on dedicated special education routes are included here.

2. Personnel Data:

1.48 Classified FTE

3. Funding Source:

State school fund

4. Budgetary Notes:

SPED TRANSPORT	
100 Salaries	36,336
200 Associated PR Costs	17,767
300 Purchased Services	0
400 Supplies & Materials	0
600 Other	0
TOTAL	54,103

Requirements Report

		ACTUALS 1920	ACTUALS 2021	ADOPTED 2122	ADOPTED 2122 FTE	PROPOSED 2223	PROPOSED 2223 FTE	APPROVED 2223	ADOPTED 2223
Fund 100	**General Fund**								
Function 2558	**Special Education Transportation Services**								
112	Classified Salaries	6,220	0	4,920	0.18	36,336	1.48	36,336	0
122	Substitutes - Classified	585	1,097	0	0.00	0	0.00	0	0
211	Employer Contrib PERS	1,524	292	1,485	0.00	8,585	0.00	8,585	0
212	Employee Contribution Pick-Up	349	66	367	0.00	2,172	0.00	2,172	0
220	Social Sec/Medicare	520	80	373	0.00	2,758	0.00	2,758	0
231	Worker's Compensation	253	26	361	0.00	1,018	0.00	1,018	0
233	PFMLI	0	0	11	0.00	144	0.00	144	0
242	Group Health Insurance	867	0	3,750	0.00	3,090	0.00	3,090	0
Total Function 2558	**Special Education Transportation Services**	**10,318**	**1,560**	**11,267**	**0.18**	**54,103**	**1.48**	**54,103**	**0**

ALSEA SCHOOL DISTRICT 7J
PROGRAM BUDGET INFORMATION

APPROVED 2022-2023

FUND: 100

FUNCTION: 2572

PROGRAM: Purchasing Services

PURCHASING SERV	
100 Salaries	0
200 Associated PR Costs	0
300 Purchased Services	0
400 Supplies & Materials	0
600 Other	0
TOTAL	0

1. Program Description:

Activities of purchasing supplies, furniture, equipment, and materials, used in school or district operations.

2. Personnel Data:

3. Funding Source:

4. Budgetary Notes:

Historical information

Requirements Report

	ACTUALS 1920	ACTUALS 2021	ADOPTED 2122	ADOPTED 2122 FTE	PROPOSED 2223	PROPOSED 2223 FTE	APPROVED 2223	ADOPTED 2223
Fund 100 General Fund								
Function 2572 Purchasing Services								
112 Classified Salaries	7,330	11,000	12,119	0.20	0	0.00	0	0
211 Employer Contrib PERS	1,982	2,924	3,221	0.00	0	0.00	0	0
212 Employee Contribution Pick-Up	440	660	727	0.00	0	0.00	0	0
220 Social Sec/Medicare	561	841	927	0.00	0	0.00	0	0
231 Worker's Compensation	32	41	91	0.00	0	0.00	0	0
233 PFMLI	0	0	24	0.00	0	0.00	0	0
Total Function 2572 Purchasing Services	**10,344**	**15,466**	**17,109**	**0.20**	**0**	**0.00**	**0**	**0**

ALSEA SCHOOL DISTRICT 7J
PROGRAM BUDGET INFORMATION

APPROVED 2022-2023

FUND: 100

FUNCTION: 2660

PROGRAM: Technology Services

1. Program Description:

Activities concerned with all aspects of Technology which includes Computing and Data Processing Services such as networking and telecommunications costs like telephones. Use for major administrative technology expenditures as well as repair of administrative technology, central networking.

2. Personnel Data:

1.0 Classified FTE

3. Funding Source:

4. Budgetary Notes:

TECHNOLOGY	
100 Salaries	70,878
200 Associated PR Costs	41,937
300 Purchased Services	55,600
400 Supplies & Materials	53,500
500 Capital Outlay	45,000
600 Other	1.000
TOTAL	267,915

Requirements Report

		ACTUALS 1920	ACTUALS 2021	ADOPTED 2122	ADOPTED 2122 FTE	PROPOSED 2223	PROPOSED 2223 FTE	APPROVED 2223	ADOPTED 2223
Fund 100	**General Fund**								
Function 2660	**Technology Services**								
112	Classified Salaries	0	0	0	0.00	54,907	1.00	54,907	0
141	COVID-19 INCENTIVE PAY	0	2,500	0	0.00	0	0.00	0	0
154	Licensed Extra Duty	0	0	0	0.00	6,388	0.00	6,388	0
155	Classified Extra Duty	0	19,165	20,697	0.00	9,582	0.00	9,582	0
211	Employer Contrib PERS	0	5,094	4,910	0.00	16,812	0.00	16,812	0
212	Employee Contribution Pick-Up	0	1,150	1,242	0.00	4,253	0.00	4,253	0
220	Social Sec/Medicare	0	1,568	1,482	0.00	5,325	0.00	5,325	0
231	Worker's Compensation	0	85	159	0.00	269	0.00	269	0
233	PFMLI	0	0	39	0.00	278	0.00	278	0
242	Group Health Insurance	0	0	0	0.00	15,000	0.00	15,000	0
310	Instructional, Professional and Technical Service	5,424	1,520	3,536	0.00	0	0.00	0	0
322	Repairs and Maintenance Services	0	295	0	0.00	5,000	0.00	5,000	0
351	Telephone	2,759	4,096	12,089	0.00	17,600	0.00	17,600	0
359	Other Communication Services	22,010	25,203	23,295	0.00	15,000	0.00	15,000	0
389	Other Non-instructional Professional and Technical	0	17,792	552	0.00	18,000	0.00	18,000	0
410	Consumable Supplies and Materials	3,854	1,576	3,511	0.00	2,000	0.00	2,000	0
460	Non-consumable Items	1,764	6,778	2,474	0.00	4,000	0.00	4,000	0
470	Computer Software	4,866	199,441	3,007	0.00	22,500	0.00	22,500	0
480	Computer Hardware	29,989	100,734	32,509	0.00	25,000	0.00	25,000	0
550	Depreciable Technology	0	0	0	0.00	45,000	0.00	45,000	0
640	Dues and Fees	0	0	729	0.00	1,000	0.00	1,000	0
653	Property Insurance Premiums	234	0	233	0.00	0	0.00	0	0
Total Function 2660	**Technology Services**	**70,899**	**386,997**	**110,464**	**0.00**	**267,915**	**1.00**	**267,915**	**0**

ALSEA SCHOOL DISTRICT 7J
PROGRAM BUDGET INFORMATION

APPROVED 2022-2023

FUND: 100

FUNCTION: 5110

PROGRAM: Debt Service

1. Program Description:

The servicing of the debt of a district

2. Personnel Data:

3. Funding Source:

4. Budgetary Notes:

Preschool principal and interest payments

DEBT SERVICE	
100 Salaries	0
200 Associated PR Costs	0
300 Purchased Services	0
400 Supplies & Materials	0
600 Other	19,995
TOTAL	19,995

Requirements Report

	ACTUALS 1920	ACTUALS 2021	ADOPTED 2122	ADOPTED 2122 FTE	PROPOSED 2223	PROPOSED 2223 FTE	APPROVED 2223	ADOPTED 2223
Fund 100 General Fund								
Function 5110 Long-Term Debt Service								
610 Redemption of Principal	145,366	126,287	129,610	0.00	17,649	0.00	17,649	0
621 Regular Interest	5,327	4,557	5,300	0.00	2,346	0.00	2,346	0
622 Bus & Bus Garage Interest	6,432	10,434	16,589	0.00	0	0.00	0	0
Total Function 5110 Long-Term Debt Service	**157,125**	**141,278**	**151,499**	**0.00**	**19,995**	**0.00**	**19,995**	**0**

ALSEA SCHOOL DISTRICT 7J
PROGRAM BUDGET INFORMATION

APPROVED 2022-2023

FUND: 100

FUNCTION: 5200

PROGRAM: Transfers of Funds

1. Program Description:

These are transactions which withdraw money from one fund and place it in another without recourse.

2. Personnel Data:

3. Funding Source:

4. Budgetary Notes:

Transfers to:

Nutrition Serivces Fund
Bus Replacement Fund
Capital Projects Fund

TRANSFERS OF FUNDS	
100 Salaries	0
200 Associated PR Costs	0
300 Purchased Services	0
400 Supplies & Materials	0
700 Fund Modifications	530,000
TOTAL	530,000

Requirements Report

	ACTUALS 1920	ACTUALS 2021	ADOPTED 2122	ADOPTED 2122 FTE	PROPOSED 2223	PROPOSED 2223 FTE	APPROVED 2223	ADOPTED 2223
Fund 100 General Fund								
Function 5200 Transfers of Funds								
790 Other Transfers	26,580	60,696	76,500	0.00	120,000	0.00	120,000	0
792 Bus Replacement Fund Transfer	5,000	5,000	5,000	0.00	210,000	0.00	210,000	0
794 Capital Projects Working Fund Transfer	5,000	159,304	200,000	0.00	200,000	0.00	200,000	0
Total Function 5200 Transfers of Funds	**36,580**	**225,000**	**281,500**	**0.00**	**530,000**	**0.00**	**530,000**	**0**

ALSEA SCHOOL DISTRICT 7J
PROGRAM BUDGET INFORMATION

APPROVED 2022-2023

FUND: 100

FUNCTION: 6110

PROGRAM: Operating Contingency

1. Program Description:

Expenditures which cannot be foreseen and planned in the budget process because of an occurrence of an unusual or extraordinary event. Budgeted amount to be transferred by school board resolution to the proper expenditure code.

CONTINGENCY	
100 Salaries	
200 Associated PR Costs	
300 Purchased Services	
400 Supplies & Materials	
800 Planned Reserve	120,000
TOTAL	120,000

2. Personnel Data:

3. Funding Source:

4. Budgetary Notes:

Requirements Report

	ACTUALS 1920	ACTUALS 2021	ADOPTED 2122	ADOPTED 2122 FTE	PROPOSED 2223	PROPOSED 2223 FTE	APPROVED 2223	ADOPTED 2223
Fund 100 General Fund								
Function 6110 Operating Contingency								
810 Planned Reserve	0	0	93,755	0.00	120,000	0.00	120,000	0
Total Function 6110 Operating Contingency	**0**	**0**	**93,755**	**0.00**	**120,000**	**0.00**	**120,000**	**0**

ALSEA SCHOOL DISTRICT 7J
PROGRAM BUDGET INFORMATION

APPROVED 2022-2023

FUND: 100

FUNCTION: 7000

PROGRAM: Unappropriated Ending Fund Balance

END FUND BALANCE	
100 Salaries	
200 Associated PR Costs	
300 Purchased Services	
400 Supplies & Materials	
800 Reserved for Next Year	1,341,734
TOTAL	1,341,734

1. Program Description:

An estimate of funds needed to maintain operations of the school district from July 1 of the ensuing fiscal year and the time when sufficient new revenues become available to meet cash flow needs of the fund. No expenditure shall be made from the unappropriated ending fund balance in the year in which it is budgeted.

2. Personnel Data:

3. Funding Source:

4. Budgetary Notes:

Requirements Report

	ACTUALS 1920	ACTUALS 2021	ADOPTED 2122	ADOPTED 2122 FTE	PROPOSED 2223	PROPOSED 2223 FTE	APPROVED 2223	ADOPTED 2223
Fund 100 General Fund								
Function 7000 Unappropriated Ending Fund Balance								
820 Reserved for Next Year	2,300,055	1,696,388	1,000,000	0.00	1,341,734	0.00	1,341,734	0
Total Function 7000 Unappropriated Ending Fund Balance	**2,300,055**	**1,696,388**	**1,000,000**	**0.00**	**1,341,734**	**0.00**	**1,341,734**	**0**

Requirements Report

	ACTUALS 1920	ACTUALS 2021	ADOPTED 2122	ADOPTED 2122 FTE	PROPOSED 2223	PROPOSED 2223 FTE	APPROVED 2223	ADOPTED 2223
Fund 100 General Fund								
Total Fund 100 General Fund	6,815,293	10,689,133	10,445,592	81.80	12,907,799	112.43	12,907,799	0

SPECIAL REVENUE FUNDS

Account for proceeds of specific revenue sources that are legally restricted to expenditure for specified purposes.

Major sources of special revenue funds are state and federal grants which include:

ESSER, Title I-A, Title II-A, IDEA, Student Investment Account (SIA), and High School Success (M98)

New from the state in 2022-23 is the Education Staff Retention and Recruitment grant from HB 4030

Alsea School District 7J
P.O. Box B Alsea, OR 97324

Resources Report

		ACTUALS 1920	ACTUALS 2021	ADOPTED 2122	ADOPTED 2122 FTE	PROPOSED 2223	PROPOSED 2223 FTE	APPROVED 2223	ADOPTED 2223
Fund 200	**Special Revenue Funds**								
1510	Interest on Investments	8	8	50	0.00	50	0.00	50	0
1610	Daily Sales - Reimbursable Programs	193	315	0	0.00	1,500	0.00	1,500	0
1700	Extra-Curricular Activities	0	5	0	0.00	0	0.00	0	0
1740	Fees	0	0	500	0.00	500	0.00	500	0
1760	Club Fund Raising	29,699	10,180	43,250	0.00	43,250	0.00	43,250	0
1920	Contributions/Donations	0	3,053	2,000	0.00	2,000	0.00	2,000	0
1940	Services Provided to Education Agencie	0	0	0	0.00	8,500	0.00	8,500	0
1960	Recovery of Prior Years' Expenditure	0	50	0	0.00	0	0.00	0	0
1990	Miscellaneous	(42)	1,877	10,000	0.00	10,000	0.00	10,000	0
2102	Education Service District Resources	0	0	0	0.00	26,642	0.00	26,642	0
2200	Restricted Revenue	0	38,942	0	0.00	0	0.00	0	0
3199	Other Unrestricted Grants-In-Aid	21,815	0	23,399	0.00	12,176	0.00	12,176	0
3299	Other Restricted Grants-In-Aid	102,059	471,342	598,107	0.00	1,047,518	0.00	1,047,518	0
4100	Unrestricted Revenue Direct, Federal RE	14,790	26,808	0	0.00	23,663	0.00	23,663	0
4300	Restricted Revenue Direct From the Fed	0	0	0	0.00	200,000	0.00	200,000	0
4500	Restricted Revenue, Federal Governmer	177,986	353,173	371,265	0.00	638,806	0.00	638,806	0
4501	Medicaid Reimbursement for EI	4,859	0	0	0.00	0	0.00	0	0
4700	Grants-In-Aid From the Federal Governn	0	0	0	0.00	100,000	0.00	100,000	0
4910	Federal Commodities	3,739	0	0	0.00	0	0.00	0	0
5200	Interfund Transfers	31,580	65,696	81,500	0.00	330,000	0.00	330,000	0
5400	Resources - Beginning Fund Balance	10,907	(70,811)	59,501	0.00	55,724	0.00	55,724	0
9701	BFB Student Activities	38,839	38,839	0	0.00	22,150	0.00	22,150	0
Total Fund 200	**Special Revenue Funds**	**436,433**	**939,479**	**1,189,572**	**0.00**	**2,522,480**	**0.00**	**2,522,480**	**0**

Alsea School District 7J
P.O. Box B Alsea, OR 97324

Requirements Report

		ACTUALS 1920	ACTUALS 2021	ADOPTED 2122	ADOPTED 2122 FTE	PROPOSED 2223	PROPOSED 2223 FTE	APPROVED 2223	ADOPTED 2223
Fund 200	**Special Revenue Funds**								
Function 1111	**Elementary, K-5**								
111	Licensed Salaries	0	60,902	243,775	4.30	90,200	2.00	90,200	0
112	Classified Salaries	0	0	0	0.00	72,771	2.00	72,771	0
121	Substitutes - Licensed	0	0	10,000	0.00	0	0.00	0	0
130	Additional Salary	0	0	0	0.00	28,000	0.00	28,000	0
211	Employer Contrib PERS	0	15,794	70,090	0.00	38,657	0.00	38,657	0
212	Employee Contribution Pick-Up	0	3,565	13,851	0.00	9,778	0.00	9,778	0
220	Social Sec/Medicare	0	4,546	20,457	0.00	14,925	0.00	14,925	0
231	Worker's Compensation	0	469	2,027	0.00	615	0.00	615	0
233	PFMLI	0	0	657	0.00	624	0.00	624	0
242	Group Health Insurance	0	14,293	76,760	0.00	48,850	0.00	48,850	0
390	Other General Professional and Technological Servi	0	0	34,913	0.00	0	0.00	0	0
410	Consumable Supplies and Materials	0	0	1,403	0.00	31,000	0.00	31,000	0
Total Function 1111	**Elementary, K-5**	**0**	**99,568**	**473,933**	**4.30**	**335,420**	**4.00**	**335,420**	**0**
Function 1113	**Elementary Extra-curricular**								
340	Travel	0	1,164	0	0.00	0	0.00	0	0
343	Travel, Student Out of District	0	0	550	0.00	550	0.00	550	0
410	Consumable Supplies and Materials	1,332	746	25,000	0.00	25,000	0.00	25,000	0
430	Library Books	0	0	500	0.00	500	0.00	500	0
460	Non-consumable Items	108	0	500	0.00	500	0.00	500	0
480	Computer Hardware	0	0	500	0.00	500	0.00	500	0
640	Dues and Fees	0	0	100	0.00	100	0.00	100	0
Total Function 1113	**Elementary Extra-curricular**	**1,439**	**1,910**	**27,150**	**0.00**	**27,150**	**0.00**	**27,150**	**0**
Function 1121	**Middle/Junior High Programs**								
111	Licensed Salaries	0	0	0	0.00	82,088	2.00	82,088	0
130	Additional Salary	0	0	0	0.00	30,000	0.00	30,000	0
211	Employer Contrib PERS	0	0	0	0.00	19,471	0.00	19,471	0
212	Employee Contribution Pick-Up	0	0	0	0.00	5,109	0.00	5,109	0
220	Social Sec/Medicare	0	0	0	0.00	9,280	0.00	9,280	0
231	Worker's Compensation	0	0	0	0.00	313	0.00	313	0

Requirements Report

		ACTUALS 1920	ACTUALS 2021	ADOPTED 2122	ADOPTED 2122 FTE	PROPOSED 2223	PROPOSED 2223 FTE	APPROVED 2223	ADOPTED 2223
Fund 200	**Special Revenue Funds**								
Function 1121	**Middle/Junior High Programs**								
233	PFMLI	0	0	0	0.00	328	0.00	328	0
242	Group Health Insurance	0	0	0	0.00	15,559	0.00	15,559	0
410	Consumable Supplies and Materials	0	0	0	0.00	11,000	0.00	11,000	0
Total Function 1121	**Middle/Junior High Programs**	**0**	**0**	**0**	**0.00**	**173,148**	**2.00**	**173,148**	**0**
Function 1122	**Middle/Junior High School Extra-curricular**								
151	Club Advisor/Activities	1,680	0	0	0.00	0	0.00	0	0
211	Employer Contrib PERS	447	0	0	0.00	0	0.00	0	0
212	Employee Contribution Pick-Up	101	0	0	0.00	0	0.00	0	0
220	Social Sec/Medicare	127	0	0	0.00	0	0.00	0	0
231	Worker's Compensation	7	0	0	0.00	0	0.00	0	0
374	Other Tuition	2,041	0	8,550	0.00	0	0.00	0	0
410	Consumable Supplies and Materials	0	0	0	0.00	2,500	0.00	2,500	0
419	Athletic Uniforms	0	0	0	0.00	1,000	0.00	1,000	0
460	Non-consumable Items	0	0	0	0.00	2,000	0.00	2,000	0
Total Function 1122	**Middle/Junior High School Extra-curricular**	**4,402**	**0**	**8,550**	**0.00**	**5,500**	**0.00**	**5,500**	**0**
Function 1131	**High School Programs**								
111	Licensed Salaries	31,367	56,091	81,901	1.60	72,112	1.14	72,112	0
130	Additional Salary	0	0	0	0.00	30,000	0.00	30,000	0
211	Employer Contrib PERS	6,399	14,519	19,708	0.00	17,081	0.00	17,081	0
212	Employee Contribution Pick-Up	1,364	3,271	4,914	0.00	4,320	0.00	4,320	0
220	Social Sec/Medicare	2,307	4,090	6,178	0.00	8,481	0.00	8,481	0
231	Worker's Compensation	131	425	621	0.00	268	0.00	268	0
233	PFMLI	0	0	215	0.00	280	0.00	280	0
242	Group Health Insurance	9,636	12,837	21,000	0.00	34,917	0.00	34,917	0
371	Tuition Payments to Other Districts Within State	0	6,065	0	0.00	0	0.00	0	0
410	Consumable Supplies and Materials	274	5,639	0	0.00	24,425	0.00	24,425	0
460	Non-consumable Items	6,615	32,206	0	0.00	20,000	0.00	20,000	0
470	Computer Software	6,241	3,146	2,100	0.00	1,000	0.00	1,000	0
480	Computer Hardware	3,350	19,946	0	0.00	0	0.00	0	0
541	Initial and Additional Equipment Purchase	0	36,194	0	0.00	0	0.00	0	0
Total Function 1131	**High School Programs**	**67,683**	**194,430**	**136,637**	**1.60**	**212,883**	**1.14**	**212,883**	**0**

Requirements Report

		ACTUALS 1920	ACTUALS 2021	ADOPTED 2122	ADOPTED 2122 FTE	PROPOSED 2223	PROPOSED 2223 FTE	APPROVED 2223	ADOPTED 2223
Fund 200	**Special Revenue Funds**								
Function 1132	**High School Extra-curricular**								
151	Club Advisor/Activities	1,260	0	0	0.00	0	0.00	0	0
211	Employer Contrib PERS	335	0	0	0.00	0	0.00	0	0
212	Employee Contribution Pick-Up	76	0	0	0.00	0	0.00	0	0
220	Social Sec/Medicare	96	0	0	0.00	0	0.00	0	0
231	Worker's Compensation	5	0	0	0.00	0	0.00	0	0
324	Rentals	0	2,394	0	0.00	4,000	0.00	4,000	0
340	Travel	0	3,206	0	0.00	0	0.00	0	0
343	Travel, Student Out of District	788	0	22,000	0.00	26,000	0.00	26,000	0
370	Tuition	0	3,000	0	0.00	3,000	0.00	3,000	0
374	Other Tuition	1,500	0	2,000	0.00	2,000	0.00	2,000	0
410	Consumable Supplies and Materials	23,838	6,870	38,000	0.00	50,500	0.00	50,500	0
419	Athletic Uniforms	0	0	0	0.00	1,000	0.00	1,000	0
430	Library Books	0	0	500	0.00	500	0.00	500	0
460	Non-consumable Items	895	569	500	0.00	3,500	0.00	3,500	0
480	Computer Hardware	0	0	500	0.00	500	0.00	500	0
640	Dues and Fees	190	120	150	0.00	300	0.00	300	0
Total Function 1132	**High School Extra-curricular**	**28,983**	**16,159**	**63,650**	**0.00**	**91,300**	**0.00**	**91,300**	**0**
Function 1140	**Pre-kindergarten Programs**								
112	Classified Salaries	7,413	7,961	11,009	0.38	8,475	0.38	8,475	0
211	Employer Contrib PERS	1,970	2,116	2,611	0.00	2,010	0.00	2,010	0
212	Employee Contribution Pick-Up	445	478	661	0.00	509	0.00	509	0
220	Social Sec/Medicare	535	609	842	0.00	648	0.00	648	0
231	Worker's Compensation	34	63	86	0.00	34	0.00	34	0
233	PFMLI	0	0	25	0.00	34	0.00	34	0
242	Group Health Insurance	626	710	1,165	0.00	466	0.00	466	0
320	Property Services	0	336	0	0.00	0	0.00	0	0
389	Other Non-instructional Professional and Technical	10,000	2,500	0	0.00	0	0.00	0	0
690	Grant Indirect Charges	0	2,148	0	0.00	0	0.00	0	0
Total Function 1140	**Pre-kindergarten Programs**	**21,023**	**16,920**	**16,399**	**0.38**	**12,176**	**0.38**	**12,176**	**0**
Function 1250	**Less Restrictive Programs: Students w/ Disability**								
111	Licensed Salaries	1,239	0	0	0.00	0	0.00	0	0
112	Classified Salaries	15,979	31,821	23,625	1.00	43,782	1.93	43,782	0

Requirements Report

		ACTUALS 1920	ACTUALS 2021	ADOPTED 2122	ADOPTED 2122 FTE	PROPOSED 2223	PROPOSED 2223 FTE	APPROVED 2223	ADOPTED 2223
Fund 200	**Special Revenue Funds**								
Function 1250	**Less Restrictive Programs: Students w/ Disability**								
211	Employer Contrib PERS	4,331	7,822	6,339	0.00	11,692	0.00	11,692	0
212	Employee Contribution Pick-Up	959	1,596	1,417	0.00	2,627	0.00	2,627	0
220	Social Sec/Medicare	1,089	2,612	1,773	0.00	3,314	0.00	3,314	0
231	Worker's Compensation	74	225	184	0.00	175	0.00	175	0
233	PFMLI	0	0	59	0.00	154	0.00	154	0
242	Group Health Insurance	5,370	13,169	15,000	0.00	19,080	0.00	19,080	0
410	Consumable Supplies and Materials	0	0	1,603	0.00	16,167	0.00	16,167	0
Total Function 1250	**Less Restrictive Programs: Students w/ Disability**	**29,040**	**57,245**	**50,000**	**1.00**	**96,991**	**1.93**	**96,991**	**0**
Function 1251	**Less Restrictive Revenue for Students**								
112	Classified Salaries	0	0	1,000	0.00	1,103	0.00	1,103	0
211	Employer Contrib PERS	0	0	250	0.00	250	0.00	250	0
212	Employee Contribution Pick-Up	0	0	60	0.00	60	0.00	60	0
220	Social Sec/Medicare	0	0	77	0.00	77	0.00	77	0
231	Worker's Compensation	0	0	10	0.00	10	0.00	10	0
410	Consumable Supplies and Materials	0	0	203	0.00	0	0.00	0	0
Total Function 1251	**Less Restrictive Revenue for Students**	**0**	**0**	**1,600**	**0.00**	**1,500**	**0.00**	**1,500**	**0**
Function 1272	**Title I**								
111	Licensed Salaries	36,626	405	15,800	0.00	4,300	0.00	4,300	0
112	Classified Salaries	0	29,520	37,362	1.00	36,385	1.00	36,385	0
113	Administrators	0	9,174	0	0.00	0	0.00	0	0
162	Classified Retro	0	2,606	0	0.00	0	0.00	0	0
211	Employer Contrib PERS	11,731	12,290	8,862	0.00	9,835	0.00	9,835	0
212	Employee Contribution Pick-Up	2,198	2,012	2,242	0.00	2,441	0.00	2,441	0
220	Social Sec/Medicare	2,508	3,483	2,802	0.00	2,955	0.00	2,955	0
231	Worker's Compensation	150	259	287	0.00	138	0.00	138	0
233	PFMLI	0	0	73	0.00	142	0.00	142	0
242	Group Health Insurance	10,500	3,347	2,906	0.00	3,466	0.00	3,466	0
342	Travel, Out of District	645	0	0	0.00	0	0.00	0	0
410	Consumable Supplies and Materials	100	0	0	0.00	0	0.00	0	0
470	Computer Software	400	0	0	0.00	0	0.00	0	0
Total Function 1272	**Title I**	**64,857**	**63,097**	**70,334**	**1.00**	**59,663**	**1.00**	**59,663**	**0**

Requirements Report

		ACTUALS 1920	ACTUALS 2021	ADOPTED 2122	ADOPTED 2122 FTE	PROPOSED 2223	PROPOSED 2223 FTE	APPROVED 2223	ADOPTED 2223
Fund 200	**Special Revenue Funds**								
Function 1280	**Alternative Education**								
112	Classified Salaries	21,938	34,643	10,815	0.25	0	0.00	0	0
162	Classified Retro	0	3,629	0	0.00	0	0.00	0	0
211	Employer Contrib PERS	5,831	10,173	2,565	0.00	0	0.00	0	0
212	Employee Contribution Pick-Up	1,316	2,296	649	0.00	0	0.00	0	0
220	Social Sec/Medicare	1,376	2,713	773	0.00	0	0.00	0	0
231	Worker's Compensation	98	292	83	0.00	0	0.00	0	0
233	PFMLI	0	0	20	0.00	0	0.00	0	0
242	Group Health Insurance	7,500	8,015	3,750	0.00	0	0.00	0	0
Total Function 1280	**Alternative Education**	**38,060**	**61,760**	**18,655**	**0.25**	**0**	**0.00**	**0**	**0**
Function 1400	**Summer School Programs**								
111	Licensed Salaries	0	0	35,000	0.00	35,255	0.00	35,255	0
112	Classified Salaries	0	0	60,877	0.00	27,468	0.00	27,468	0
113	Administrators	0	0	0	0.00	14,127	0.00	14,127	0
114	Managerial - Classified	0	0	0	0.00	8,389	0.00	8,389	0
210	Public Employees Retirement System	0	0	25,726	0.00	0	0.00	0	0
211	Employer Contrib PERS	0	0	5,753	0.00	13,416	0.00	13,416	0
212	Employee Contribution Pick-Up	0	0	0	0.00	3,575	0.00	3,575	0
220	Social Sec/Medicare	0	0	7,335	0.00	6,517	0.00	6,517	0
231	Worker's Compensation	0	0	410	0.00	571	0.00	571	0
232	Unemployment Compensation	0	0	96	0.00	0	0.00	0	0
233	PFMLI	0	0	268	0.00	6	0.00	6	0
310	Instructional, Professional and Technical Service	0	0	0	0.00	850	0.00	850	0
324	Rentals	0	4,400	0	0.00	1,180	0.00	1,180	0
360	Charter School Payments	0	0	0	0.00	6,300	0.00	6,300	0
410	Consumable Supplies and Materials	0	365	0	0.00	11,429	0.00	11,429	0
411	Workbooks	0	0	0	0.00	49	0.00	49	0
460	Non-consumable Items	0	0	0	0.00	1,390	0.00	1,390	0
470	Computer Software	0	400	0	0.00	9,457	0.00	9,457	0
690	Grant Indirect Charges	0	0	0	0.00	1,398	0.00	1,398	0
Total Function 1400	**Summer School Programs**	**0**	**5,165**	**135,465**	**0.00**	**141,378**	**0.00**	**141,378**	**0**
Function 2110	**Attendance and Social Work Services**								
389	Other Non-instructional Professional and Technical	0	0	0	0.00	13,000	0.00	13,000	0

Requirements Report

	ACTUALS 1920	ACTUALS 2021	ADOPTED 2122	ADOPTED 2122 FTE	PROPOSED 2223	PROPOSED 2223 FTE	APPROVED 2223	ADOPTED 2223
Fund 200 Special Revenue Funds								
Total Function 2110 Attendance and Social Work Services	**0**	**0**	**0**	**0.00**	**13,000**	**0.00**	**13,000**	**0**
Function 2113 Social Work Services								
112 Classified Salaries	0	0	0	0.00	28,230	0.75	28,230	0
211 Employer Contrib PERS	0	0	0	0.00	6,696	0.00	6,696	0
212 Employee Contribution Pick-Up	0	0	0	0.00	1,694	0.00	1,694	0
220 Social Sec/Medicare	0	0	0	0.00	2,160	0.00	2,160	0
231 Worker's Compensation	0	0	0	0.00	108	0.00	108	0
233 PFMLI	0	0	0	0.00	113	0.00	113	0
242 Group Health Insurance	0	0	0	0.00	9,265	0.00	9,265	0
410 Consumable Supplies and Materials	0	0	0	0.00	2,200	0.00	2,200	0
Total Function 2113 Social Work Services	**0**	**0**	**0**	**0.00**	**50,466**	**0.75**	**50,466**	**0**
Function 2122 Counseling Services								
389 Other Non-instructional Professional and Technical	0	0	0	0.00	13,000	0.00	13,000	0
Total Function 2122 Counseling Services	**0**	**0**	**0**	**0.00**	**13,000**	**0.00**	**13,000**	**0**
Function 2126 Placement Services								
112 Classified Salaries	0	0	0	0.00	15,104	0.40	15,104	0
211 Employer Contrib PERS	0	0	0	0.00	3,571	0.00	3,571	0
212 Employee Contribution Pick-Up	0	0	0	0.00	903	0.00	903	0
220 Social Sec/Medicare	0	0	0	0.00	1,152	0.00	1,152	0
231 Worker's Compensation	0	0	0	0.00	57	0.00	57	0
233 PFMLI	0	0	0	0.00	60	0.00	60	0
242 Group Health Insurance	0	0	0	0.00	5,794	0.00	5,794	0
Total Function 2126 Placement Services	**0**	**0**	**0**	**0.00**	**26,642**	**0.40**	**26,642**	**0**
Function 2130 Health Services								
310 Instructional, Professional and Technical Service	0	1,130	500	0.00	0	0.00	0	0
389 Other Non-instructional Professional and Technical	0	0	0	0.00	500	0.00	500	0
Total Function 2130 Health Services	**0**	**1,130**	**500**	**0.00**	**500**	**0.00**	**500**	**0**
Function 2150 Speech Pathology and Audiology Services								
389 Other Non-instructional Professional and Technical	0	0	0	0.00	13,000	0.00	13,000	0

Requirements Report

		ACTUALS 1920	ACTUALS 2021	ADOPTED 2122	ADOPTED 2122 FTE	PROPOSED 2223	PROPOSED 2223 FTE	APPROVED 2223	ADOPTED 2223
Fund 200	**Special Revenue Funds**								
Total Function 2150	**Speech Pathology and Audiology Services**	**0**	**0**	**0**	**0.00**	**13,000**	**0.00**	**13,000**	**0**
Function 2210	**Improvement of Instruction Services**								
121	Substitutes - Licensed	0	0	7,000	0.00	0	0.00	0	0
130	Additional Salary	0	0	0	0.00	20,000	0.00	20,000	0
211	Employer Contrib PERS	0	0	1,563	0.00	6,000	0.00	6,000	0
212	Employee Contribution Pick-Up	0	0	420	0.00	1,200	0.00	1,200	0
220	Social Sec/Medicare	0	0	535	0.00	1,530	0.00	1,530	0
231	Worker's Compensation	0	0	0	0.00	160	0.00	160	0
312	Instructional Programs Improvement Services	538	0	0	0.00	0	0.00	0	0
389	Other Non-instructional Professional and Technical	0	0	0	0.00	17,360	0.00	17,360	0
410	Consumable Supplies and Materials	0	0	481	0.00	0	0.00	0	0
Total Function 2210	**Improvement of Instruction Services**	**538**	**0**	**9,999**	**0.00**	**46,250**	**0.00**	**46,250**	**0**
Function 2240	**Instructional Staff Development**								
342	Travel, Out of District	799	0	0	0.00	60,000	0.00	60,000	0
Total Function 2240	**Instructional Staff Development**	**799**	**0**	**0**	**0.00**	**60,000**	**0.00**	**60,000**	**0**
Function 2410	**Office of the Principal Services**								
113	Administrators	0	0	31,401	0.30	0	0.00	0	0
211	Employer Contrib PERS	0	0	8,099	0.00	0	0.00	0	0
212	Employee Contribution Pick-Up	0	0	1,884	0.00	0	0.00	0	0
220	Social Sec/Medicare	0	0	2,272	0.00	0	0.00	0	0
231	Worker's Compensation	0	0	235	0.00	0	0.00	0	0
233	PFMLI	0	0	60	0.00	0	0.00	0	0
242	Group Health Insurance	0	0	4,250	0.00	0	0.00	0	0
Total Function 2410	**Office of the Principal Services**	**0**	**0**	**48,201**	**0.30**	**0**	**0.00**	**0**	**0**
Function 2520	**Fiscal Services**								
690	Grant Indirect Charges	0	0	0	0.00	4,673	0.00	4,673	0
Total Function 2520	**Fiscal Services**	**0**	**0**	**0**	**0.00**	**4,673**	**0.00**	**4,673**	**0**
Function 2540	**Operation and Maintenance of Plant Services**								
342	Travel, Out of District	0	0	0	0.00	5,000	0.00	5,000	0

Requirements Report

		ACTUALS 1920	ACTUALS 2021	ADOPTED 2122	ADOPTED 2122 FTE	PROPOSED 2223	PROPOSED 2223 FTE	APPROVED 2223	ADOPTED 2223
Fund 200	**Special Revenue Funds**								
Function 2540	**Operation and Maintenance of Plant Services**								
383	Architect/Engineer Services	0	25,000	0	0.00	0	0.00	0	0
389	Other Non-instructional Professional and Technical	0	0	0	0.00	20,000	0.00	20,000	0
460	Non-consumable Items	0	1,748	0	0.00	0	0.00	0	0
Total Function 2540	**Operation and Maintenance of Plant Services**	**0**	**26,748**	**0**	**0.00**	**25,000**	**0.00**	**25,000**	**0**
Function 2542	**Care and Upkeep of Buildings Services**								
460	Non-consumable Items	0	50,454	0	0.00	0	0.00	0	0
Total Function 2542	**Care and Upkeep of Buildings Services**	**0**	**50,454**	**0**	**0.00**	**0**	**0.00**	**0**	**0**
Function 2544	**Maintenance**								
410	Consumable Supplies and Materials	0	0	0	0.00	13,000	0.00	13,000	0
Total Function 2544	**Maintenance**	**0**	**0**	**0**	**0.00**	**13,000**	**0.00**	**13,000**	**0**
Function 2550	**Student Transportation Services**								
112	Classified Salaries	0	0	0	0.00	6,000	1.50	6,000	0
211	Employer Contrib PERS	0	0	0	0.00	1,423	0.00	1,423	0
212	Employee Contribution Pick-Up	0	0	0	0.00	360	0.00	360	0
220	Social Sec/Medicare	0	0	0	0.00	459	0.00	459	0
231	Worker's Compensation	0	0	0	0.00	234	0.00	234	0
233	PFMLI	0	0	0	0.00	24	0.00	24	0
564	Bus Acquisition	0	0	26,309	0.00	219,724	0.00	219,724	0
Total Function 2550	**Student Transportation Services**	**0**	**0**	**26,309**	**0.00**	**228,224**	**1.50**	**228,224**	**0**
Function 2623	**Evaluation Services**								
312	Instructional Programs Improvement Services	0	10,000	0	0.00	0	0.00	0	0
Total Function 2623	**Evaluation Services**	**0**	**10,000**	**0**	**0.00**	**0**	**0.00**	**0**	**0**
Function 2624	**Planning Services**								
111	Licensed Salaries	30,945	0	0	0.00	0	0.00	0	0
112	Classified Salaries	21,623	0	0	0.00	0	0.00	0	0
114	Managerial - Classified	0	32,183	15,000	0.25	20,883	0.30	20,883	0
211	Employer Contrib PERS	11,390	10,308	7,000	0.00	5,603	0.00	5,603	0
212	Employee Contribution Pick-Up	1,080	0	0	0.00	0	0.00	0	0

Requirements Report

		ACTUALS 1920	ACTUALS 2021	ADOPTED 2122	ADOPTED 2122 FTE	PROPOSED 2223	PROPOSED 2223 FTE	APPROVED 2223	ADOPTED 2223
Fund 200	**Special Revenue Funds**								
Function 2624	**Planning Services**								
220	Social Sec/Medicare	3,540	2,010	1,500	0.00	1,215	0.00	1,215	0
231	Worker's Compensation	205	240	150	0.00	77	0.00	77	0
233	PFMLI	0	0	40	0.00	63	0.00	63	0
242	Group Health Insurance	23,507	14,397	0	0.00	15,000	0.00	15,000	0
410	Consumable Supplies and Materials	66	0	0	0.00	1,159	0.00	1,159	0
Total Function 2624	**Planning Services**	**92,355**	**59,138**	**23,690**	**0.25**	**44,000**	**0.30**	**44,000**	**0**
Function 2660	**Technology Services**								
351	Telephone	0	0	0	0.00	15,000	0.00	15,000	0
470	Computer Software	0	0	0	0.00	30,000	0.00	30,000	0
480	Computer Hardware	0	102,344	0	0.00	242,000	0.00	242,000	0
Total Function 2660	**Technology Services**	**0**	**102,344**	**0**	**0.00**	**287,000**	**0.00**	**287,000**	**0**
Function 3100	**Food Services**								
112	Classified Salaries	21,157	31,615	34,232	1.50	52,120	2.00	52,120	0
122	Substitutes - Classified	773	159	10,111	0.00	0	0.00	0	0
141	COVID-19 INCENTIVE PAY	0	5,000	0	0.00	0	0.00	0	0
211	Employer Contrib PERS	4,291	6,039	8,074	0.00	12,363	0.00	12,363	0
212	Employee Contribution Pick-Up	0	0	607	0.00	3,127	0.00	3,127	0
217	PERS- Prior year expense	(921)	0	0	0.00	0	0.00	0	0
220	Social Sec/Medicare	1,564	2,750	3,328	0.00	3,987	0.00	3,987	0
231	Worker's Compensation	3,135	2,226	1,882	0.00	1,327	0.00	1,327	0
233	PFMLI	0	0	115	0.00	209	0.00	209	0
242	Group Health Insurance	7,500	10,590	15,000	0.00	13,061	0.00	13,061	0
380	Non-instructional Professional and Technical Servi	3,024	653	0	0.00	0	0.00	0	0
410	Consumable Supplies and Materials	20	149	3,151	0.00	0	0.00	0	0
450	Food - Food Service Only	49,942	71	2,000	0.00	165,307	0.00	165,307	0
451	Federal Commodities	3,739	0	0	0.00	0	0.00	0	0
541	Initial and Additional Equipment Purchase	0	0	0	0.00	56,063	0.00	56,063	0
Total Function 3100	**Food Services**	**94,224**	**59,252**	**78,500**	**1.50**	**307,563**	**2.00**	**307,563**	**0**
Function 4150	**Building Acquisition, Construction, and Improvem**								
383	Architect/Engineer Services	25,000	0	0	0.00	0	0.00	0	0
530	Improvements Other Than Buildings	0	28,855	0	0.00	0	0.00	0	0

Requirements Report

	ACTUALS 1920	ACTUALS 2021	ADOPTED 2122	ADOPTED 2122 FTE	PROPOSED 2223	PROPOSED 2223 FTE	APPROVED 2223	ADOPTED 2223
Fund 200 Special Revenue Funds								
Function 4150 Building Acquisition, Construction, and Improvem								
541 Initial and Additional Equipment Purchase	0	0	0	0.00	233,052	0.00	233,052	0
Total Function 4150 Building Acquisition, Construction, and Improvem	**25,000**	**28,855**	**0**	**0.00**	**233,052**	**0.00**	**233,052**	**0**
Function 7000 Unappropriated Ending Fund Balance								
820 Reserved for Next Year	(31,971)	85,305	0		0		0	0
Total Function 7000 Unappropriated Ending Fund Balance	**(31,971)**	**85,305**	**0**	**0.00**	**0**	**0.00**	**0**	**0**
Total Fund 200 Special Revenue Funds	436,433	939,479	1,189,572	10.58	2,522,480	15.40	2,522,480	0

DEBT SERVICE FUND

Account for the accumulation of resources for, and the payment of, general long-term debt, principal and interest

Alsea School District 7J
P.O. Box B Alsea, OR 97324

Resources Report

	ACTUALS 1920	ACTUALS 2021	ADOPTED 2122	ADOPTED 2122 FTE	PROPOSED 2223	PROPOSED 2223 FTE	APPROVED 2223	ADOPTED 2223
Fund 310 Debt Service - Bond 2021								
1111 Current Year's Taxes	0	0	120,000	0.00	85,000	0.00	85,000	0
1112 Prior Year's Taxes	0	0	0	0.00	1,000	0.00	1,000	0
1510 Interest on Investments	0	0	0	0.00	25	0.00	25	0
5400 Resources - Beginning Fund Balance	0	0	0	0.00	6,000	0.00	6,000	0
Total Fund 310 Debt Service - Bond 2021	**0**	**0**	**120,000**	**0.00**	**92,025**	**0.00**	**92,025**	**0**

Alsea School District 7J
P.O. Box B Alsea, OR 97324

Requirements Report

	ACTUALS 1920	ACTUALS 2021	ADOPTED 2122	ADOPTED 2122 FTE	PROPOSED 2223	PROPOSED 2223 FTE	APPROVED 2223	ADOPTED 2223
Fund 310 Debt Service - Bond 2021								
Function 5110 Long-Term Debt Service								
610 Redemption of Principal	0	0	10,000	0.00	25,000	0.00	25,000	0
621 Regular Interest	0	0	73,850	0.00	62,700	0.00	62,700	0
Total Function 5110 Long-Term Debt Service	**0**	**0**	**83,850**	**0.00**	**87,700**	**0.00**	**87,700**	**0**
Function 7000 Unappropriated Ending Fund Balance								
820 Reserved for Next Year	0	0	36,150	0.00	4,325	0.00	4,325	0
Total Function 7000 Unappropriated Ending Fund Balance	**0**	**0**	**36,150**	**0.00**	**4,325**	**0.00**	**4,325**	**0**
Total Fund 310 Debt Service - Bond 2021	0	0	120,000	0.00	92,025	0.00	92,025	0

CAPITAL PROJECT FUNDS

Account for financial resources used to acquire/construct major capital facilities. The most common source of revenue is GO Bonds

Resources Report

	ACTUALS 1920	ACTUALS 2021	ADOPTED 2122	ADOPTED 2122 FTE	PROPOSED 2223	PROPOSED 2223 FTE	APPROVED 2223	ADOPTED 2223
Fund 400 Capital Projects Funds								
5200 Interfund Transfers	5,000	159,304	200,000	0.00	200,000	0.00	200,000	0
5400 Resources - Beginning Fund Balance	13,820	18,820	0	0.00	274,747	0.00	274,747	0
Total Fund 400 Capital Projects Funds	**18,820**	**178,124**	**200,000**	**0.00**	**474,747**	**0.00**	**474,747**	**0**

Alsea School District 7J
P.O. Box B Alsea, OR 97324

Requirements Report

	ACTUALS 1920	ACTUALS 2021	ADOPTED 2122	ADOPTED 2122 FTE	PROPOSED 2223	PROPOSED 2223 FTE	APPROVED 2223	ADOPTED 2223
Fund 400 Capital Projects Funds								
Function 4150 Building Acquisition, Construction, and Improvem								
520 Buildings Acquisition	0	0	200,000	0.00	100,000	0.00	374,747	0
530 Improvements Other Than Buildings	0	31,888	0	0.00	100,000	0.00	100,000	0
Total Function 4150 Building Acquisition, Construction, and Improvem	**0**	**31,888**	**200,000**	**0.00**	**200,000**	**0.00**	**474,747**	**0**
Function 7000 Unappropriated Ending Fund Balance								
820 Reserved for Next Year	18,820	146,236	0	0.00	274,747	0.00	0	0
Total Function 7000 Unappropriated Ending Fund Balance	**18,820**	**146,236**	**0**	**0.00**	**274,747**	**0.00**	**0**	**0**
Total Fund 400 Capital Projects Funds	18,820	178,124	200,000	0.00	474,747	0.00	474,747	0

Resources Report

	ACTUALS 1920	ACTUALS 2021	ADOPTED 2122	ADOPTED 2122 FTE	PROPOSED 2223	PROPOSED 2223 FTE	APPROVED 2223	ADOPTED 2223
Fund 410 Bond 2021								
1510 Interest on Investments	0	0	12,000	0.00	0	0.00	0	0
5110 Bond Proceeds	0	2,289,477	0	0.00	0	0.00	0	0
5400 Resources - Beginning Fund Balance	0	0	1,950,000	0.00	1,782,128	0.00	1,782,128	0
Total Fund 410 Bond 2021	**0**	**2,289,477**	**1,962,000**	**0.00**	**1,782,128**	**0.00**	**1,782,128**	**0**

Requirements Report

		ACTUALS 1920	ACTUALS 2021	ADOPTED 2122	ADOPTED 2122 FTE	PROPOSED 2223	PROPOSED 2223 FTE	APPROVED 2223	ADOPTED 2223
Fund 410	**Bond 2021**								
Function 4150	**Building Acquisition, Construction, and Improvem**								
380	Non-instructional Professional and Technical Servi	0	12,250	0	0.00	0	0.00	0	0
383	Architect/Engineer Services	0	64,965	50,000	0.00	600,000	0.00	600,000	0
389	Other Non-instructional Professional and Technical	0	94,041	0	0.00	0	0.00	0	0
520	Buildings Acquisition	0	0	500,000	0.00	1,182,128	0.00	1,182,128	0
Total Function 4150	**Building Acquisition, Construction, and Improvem**	**0**	**171,256**	**550,000**	**0.00**	**1,782,128**	**0.00**	**1,782,128**	**0**
Function 7000	**Unappropriated Ending Fund Balance**								
820	Reserved for Next Year	0	2,118,221	1,412,000	0.00	0	0.00	0	0
Total Function 7000	**Unappropriated Ending Fund Balance**	**0**	**2,118,221**	**1,412,000**	**0.00**	**0**	**0.00**	**0**	**0**
Total Fund 410	**Bond 2021**	0	2,289,477	1,962,000	0.00	1,782,128	0.00	1,782,128	0

Requirements Report

	ACTUALS 1920	ACTUALS 2021	ADOPTED 2122	ADOPTED 2122 FTE	PROPOSED 2223	PROPOSED 2223 FTE	APPROVED 2223	ADOPTED 2223
Fund 420 OSCIM								
Function 4150 Building Acquisition, Construction, and Improvem								
383 Architect/Engineer Services	0	0	50,000	0.00	400,000	0.00	400,000	0
520 Buildings Acquisition	0	0	500,000	0.00	1,340,000	0.00	1,340,000	0
Total Function 4150 Building Acquisition, Construction, and Improvem	**0**	**0**	**550,000**	**0.00**	**1,740,000**	**0.00**	**1,740,000**	**0**
Function 7000 Unappropriated Ending Fund Balance								
820 Reserved for Next Year	0	0	1,210,000	0.00	0	0.00	0	0
Total Function 7000 Unappropriated Ending Fund Balance	**0**	**0**	**1,210,000**	**0.00**	**0**	**0.00**	**0**	**0**
Total Fund 420 OSCIM	0	0	1,760,000	0.00	1,740,000	0.00	1,740,000	0

Resources Report

	ACTUALS 1920	ACTUALS 2021	ADOPTED 2122	ADOPTED 2122 FTE	PROPOSED 2223	PROPOSED 2223 FTE	APPROVED 2223	ADOPTED 2223
Fund 420 OSCIM								
1510 Interest on Investments	0	0	20,000	0.00	0	0.00	0	0
5110 Bond Proceeds	0	0	1,740,000	0.00	1,740,000	0.00	1,740,000	0
Total Fund 420 OSCIM	**0**	**0**	**1,760,000**	**0.00**	**1,740,000**	**0.00**	**1,740,000**	**0**

RESOLUTION No. 23-003

RESOLUTION ADOPTING THE BUDGET

BE IT RESOLVED that the Board of the Alsea School District No. 7J
hereby adopts the budget for fiscal year 2022-23 in the total amount of $19,519,179*
This budget is now on file at **301 South 3rd Street, Alsea**, Oregon**.**

RESOLUTION MAKING APPROPRIATIONS

BE IT RESOLVED that the amounts shown below are hereby appropriated for the fiscal year beginning July 1, 2022, for the following purposes:

General Fund	
Instruction…….....……	5,715,113
Support Services…….	5,180,957
Transfers……...…	530,000
Debt Service ……...……	19,995
Contingency……...	120,000
Total……....	**$11,566,065**

Special Revenue Funds 200	
Instruction……	1,157,109
Support Services…….	824,756
Enterprise & Community Serv	307,563
Facilities Acquisition	233,052
Total…….	**$2,522,480**

Debt Service Fund 310	
Debt Service	87,700
Total……	**$87,700**

Capital Projects Fund 400, 410, 420	
Facilities Acquisition	3,996,875
Total……	**$3,996,875**

Total APPROPRIATIONS, All Funds	**$18,173,120**
Total Unappropriated and Reserve Amounts, All Funds	1,346,059
TOTAL ADOPTED BUDGET	**$19,519,179** *

(amounts with asterisks must match)*

RESOLUTION IMPOSING THE TAX

BE IT RESOLVED that the following ad valorem property taxes are hereby imposed upon the assessed value of all taxable property within the district for tax year 2022-23 :
(1) At the rate of $5.0811 per $1,000 of assessed value for permanent rate tax;
(3) In the amount of $90,000 for debt service on general obligation bonds;

RESOLUTION CATEGORIZING THE TAX

BE IT RESOLVED that the taxes imposed are hereby categorized for purposes of Article XI section 11b as:

Subject to the Education Limitation

Permanent Rate Tax.....$5.0811 /$1,000

Excluded from Limitation

General Obligation Bond Debt Service…..$ 90,000

The above resolution statements were approved and declared adopted on June 09, 2022**.**

X_____ X_____
Board Chair Attested to: Superintendent

FORM OR-ED-1 **NOTICE OF BUDGET HEARING**

A public meeting of the Alsea School District will be held on June 9, 2022 at 7:00 pm at 301 S 3rd St, Alsea, Oregon. The purpose of this meeting is to discuss the budget for the fiscal year beginning July 1, 2022 as approved by the Alsea School District Budget Committee. A summary of the budget is presented below. A copy of the budget may be inspected or obtained at 301 S 3rd St, Alsea, Oregon between the hours of 8:00 a.m. and 4:00 p.m., or online at www.alsea.k12.or.us. This budget is for an annual budget period. This budget was prepared on a basis of accounting that is the same as the preceding year.

Contact: Sean Gallagher, Acting Superintendent Telephone: 541-487-4305 Email: sean.gallagher@alsea.k12.or.us

FINANCIAL SUMMARY - RESOURCES			
TOTAL OF ALL FUNDS	Actual Amount Last Year 2020-2021	Adopted Budget This Year 2021-2022	Approved Budget Next Year 2022-2023
Beginning Fund Balance	$2,248,064	$4,109,501	$3,918,599
Current Year Property Taxes, other than Local Option Taxes	444,381	551,500	538,500
Other Revenue from Local Sources	117,699	379,900	145,825
Revenue from Intermediate Sources	53,948	42,400	34,142
Revenue from State Sources	8,176,096	8,196,098	11,622,494
Revenue from Federal Sources	379,981	371,265	962,468
Interfund Transfers	225,000	281,500	530,000
All Other Budget Resources	2,451,044	1,745,000	1,767,150
Total Resources	**$14,096,213**	**$15,677,164**	**$19,519,178**

FINANCIAL SUMMARY - REQUIREMENTS BY OBJECT CLASSIFICATION			
Salaries	$3,817,631	$4,521,276	$6,148,780
Other Associated Payroll Costs	2,131,032	2,990,204	3,396,417
Purchased Services	1,770,274	1,636,551	2,130,088
Supplies & Materials	1,657,055	889,977	2,010,614
Capital Outlay	225,928	1,298,157	3,325,967
Other Objects (except debt service & interfund transfers)	81,866	72,245	203,559
Debt Service*	141,278	235,349	107,695
Interfund Transfers*	225,000	281,500	530,000
Operating Contingency	0	93,755	120,000
Unappropriated Ending Fund Balance & Reserves	4,046,150	3,658,150	1,546,059
Total Requirements	**$14,096,213**	**$15,677,164**	**$19,519,178**

FINANCIAL SUMMARY - REQUIREMENTS AND FULL-TIME EQUIVALENT EMPLOYEES (FTE) BY FUNCTION			
1000 Instruction	$5,431,259	$6,047,118	$6,872,222
FTE	57.95	55.68	77.34
2000 Support Services	3,961,276	3,982,792	6,005,713
FTE	34.1	35.2	48.4875
3000 Enterprise & Community Service	59,252	78,500	307,563
FTE	1.88	1.5	2
4000 Facility Acquisition & Construction	231,999	1,300,000	4,229,927
FTE	0	0	0
5000 Other Uses	0	0	0
5100 Debt Service*	141,278	235,349	107,695
5200 Interfund Transfers*	225,000	281,500	530,000
6000 Contingency	0	93,755	120,000
7000 Unappropriated Ending Fund Balance	4,046,150	3,658,150	1,346,059
Total Requirements	**$14,096,213**	**$15,677,164**	**$19,519,178**
Total FTE	**93.93**	**92.38**	**127.8275**

* not included in total 5000 Other Uses. To be appropriated separately from other 5000 expenditures.

STATEMENT OF CHANGES IN ACTIVITIES and SOURCES OF FINANCING **

Rapid growth in 2021-2022 in the number of students enrolled in the LAHO program, which started in 2020/2021

PROPERTY TAX LEVIES			
	Rate or Amount Imposed	Rate or Amount Imposed	Rate or Amount Approved
Permanent Rate Levy (Rate Limit $5.0811 per $1,000)	5.0811	5.0811	5.0811
Levy For General Obligation Bonds	$0	$120,000	$90,000

STATEMENT OF INDEBTEDNESS		
LONG TERM DEBT	Estimated Debt Outstanding on July 1	Estimated Debt Authorized, But Not Incurred on July 1
General Obligation Bonds	$2,090,000	$0
Other Bonds	$0	$0
Other Borrowings	$396,810	$506,494
Total	**$2,486,810**	**$506,494**

** If more space is needed to complete any section of this form, insert lines (rows) on this sheet. You may delete blank lines.

5. **Approval of the Agenda**
6. **Approval of Minutes**

Alsea School District 7J

"Alsea School and Community share Responsibility for Creating a Safe Learning Environment where Performance and Behavior Reflect High Expectations"

Alsea School Library
Thursday, May 12, 2022, 7:00 PM
Regular School Board Meeting

MINUTES

Board Members Present; Linda Montanez, Deb Lindberg, Risteen Follett, Sean Gallagher, Shirley Koetz, Guest Vincent Adams (OSBA/ Corvallis Board Member) after appointment to the board Ryan VanLeuven, Robert Webb.

1. Executive Session: 6:02pm

To consult with counsel concerning the legal rights and duties of a public body with regard to current litigation or litigation likely to be filed. (ORS 192.660(2)(h))
Left Executive Session: 6:30

2. Call Meeting to Order – Open Session 6:31

3. Pledge of Allegiance

4. Approval of Agenda

5. Early Items

a. Celebrate Student Success
Mr. Tim France gave us a presentation of his LAHO students, and their artwork. Everyone seemed to enjoy seeing how well LAHO is going. The kids were impressive.

b. Staff Honors
Nicole Davis was presented with the OADA 1A Athletic Director of the Year Mountain West League award. Congratulations on a job well done.

6. Citizen Input

a. Terry Lunsford talked about the success of the Donkey Basketball game. Thanks to all the volunteers. A special thanks goes to Suzette Vogler and Kaylie Bennett for the delicious dinner. They did an amazing job. The booster club raised $1480.00. They plan on doing it again since everyone is asking for it to happen again.
b. Russ Ceperich asked that the minutes get on the website. Linda let him know that they will be posted next week, and the only ones not being posted are for the meeting tonight due to minutes having to be approved by the board before they can be put on the web.

7. Board Position Appointments

a. Review letter of Intent
Letters of intent were reviewed by the present 3-member board.

b. Conducted Interviews
Interviews were conducted with Sara Cash, Robert Webb, Jamie Olsen, Soren Rounds, Ryan VanLeuven, and Jeff Davis; they were each asked the same three questions.

c. Recommend Appointments

The board took the time to do a rating sheet for each candidate. They each scored the applicants; they came back together and determined the top two candidates. They were Robert Webb, Ryan VanLeuvan.

d. Approve Appointments

Risteen Follett moved to approve Ryan VanLeuven for position #3; Deb Lindberg seconded all in favor, passed unanimously.

Deb Lindberg moved to approve Robert Webb for the position #4; Risteen seconded all in favor, passed unanimously.

e. Oath of Office

Linda Montanez, Board Chair gave the oath of office to Ryan VanLeuven, and Robert Webb. She welcomed them and they became part of the board.

8. **Consent Agenda**

a. Approve Minutes

April 14, 2022, May 5,2022, April 12, 2022, March 3, 2022, March 1, 2022, February 26, 2022, February 22, 2022

b. Approve Bills

Risteen motioned to approve the consent agenda, (approve the minutes, and bills for payment; Deb Lindberg seconded, All in favor, Passed unanimously.

9. District Reports and Information

Comments from the Superintendent

Presenter: Sean Gallagher

Sean thanked the booster club for a job well done. He explained that he will be doing fireside chats soon where anyone who would like can come and ask him questions. We are still working to get someone to come and help do our human resource reset and policy review but hoping that starts soon. I'm really interested in increasing communication and I'm presenting an organizational chart of hierarchical changes to the board for approval tonight and that includes a public information officer position which is not a full-time position but would show Alsea School student and staff success. It would be a service contract. It's a way to deliver positive news and promote our school.

I'm looking to make some serious decisions concerning personnel and what will best work for the school and our students. We will need to find a new Business Manager since Nancy Hall's contract ends June 30, 2022, and she has stated she doesn't plan on staying. We really need a Guidance Counselor to help with both academic planning but also someone who can help the students to find emotional help as well.

Budget meeting is on May 19, 2022, dinner at 5:30pm, meeting at 6:00pm. the budget is probably the biggest driver for any school district in terms of checks and balances making sure that the school district is spending the tax dollars the best way possible. Nancy and I have been working on the budget and we predict that this will be the best budget that this district has seen in a long time. We still have a long way to go. We will still have ups and downs but now the right money should be put in the right drawers. It's hard to build a budget if you've charged expenditures to transportation that really should have been in food service, or it should have been in curriculum, so we've been doing a lot of fixing these issues of money being in the wrong account. Our budget is on the mend but will take time and work to get it where it should be.

I have Lori Greenfield helping me in reviewing and getting curriculum materials. We are having teachers look at language arts textbooks and curriculum materials for next year. We are also looking at math there's been some holes we've identified with the math program. I'm really excited about the process and that it is more inclusive and transparent with staff and we're going to want input from parents. We need the right resources, but a lot of what we use is state driven.

b. District Reports
    a. Eric Clendenin - MS/HS Administrator
    b. Tim Pearson – Elementary Dean of Students
    c. Tim France – Online Administrator
    d. Cheryl Doe – SPED Administrator
    e. Carman Martin/Rich DuBord – Transportation Management
    f. Keenan Elbers - Maintenance Supervisor
    g. Joy Jordan – Athletic Director

c. Bond Project Update

    a. Presenter: Scott Marshall – Architect
    b. Sean Gallagher – Superintendent

Sean Gallagher let everyone know that we have a focused bond approved list now. Scott Marshall was given the list so he could go ahead and really drive forward. It is going to include a new vocational or CTE center. We will have a new kitchen and cafeteria. The electrical will get an upgrade that we must do since at present we are over taxing the system. Scott Marshall explained where we are and what the issues are that we face. Still waiting on permits but he is calling them hoping being a squeaky wheel we help to get them to us. GMC is working on getting bids for the hallway and electrical. CPI is still working on getting the generator which is around $750,000. Scott Marshall explained how the construction needs to happen in a sequence because one thing must be done before another can be started. So far, the bond expenditures today which includes student toilet rooms, plans, and permits fees, engineering designs is $384,739 and we then have around $4 million left for all the rest.

d. Financial Report – Nancy Hall

Nancy gave the following report. She went over some of the highlights. The main highlight is the adjustment for the 22-21 school year and that's going to be approximately $820,000 the reason for that is that there was an underestimation of the number of students that would be attending school and so the way the state works in this case they would have gone reported in December of 2019 and then your best estimating how's the year goes. There's actual reporting of the ADM and the state makes adjustments to payments to school districts during that year. The final reconciliation isn't until the year after so this May 2022 is the reconciliation is for the original estimate that went in December of 2019. The December 2019 estimate was extremely low and so the total number of students went up considerably, amounting to a large amount of money. The biggest change that you see in the financial report is salaries and benefits. We have anticipated the ending balance which includes Teachers' salaries since they are paid for 12 months the end of June, they actually get three checks and that's why you'll see three months' worth of salary and three months' worth of benefits.

So, employee benefits will also see a big jump and those are for the July and August so for instance for medical insurance there's three postings in June.

10. Action Items:

a. Alsea Booster Club Grants
Alsea Booster Club asked for permission for the board to approve two grants they put in for and received. They will be purchasing Flags, pole, lights, etc. for the football field and gym.
Risteen Follett made a motion to approve the grants that the Alsea Booster Club obtained to purchase items from the grants as specified; Ryan VanLeuven seconded, All in Favor, Passed Unanimously

b. HS Track Team Overnight

c. **Risteen Follett made a motion to approve the overnight track team trip; Ryan VanLeuven seconded, All in Favor, Passed Unanimously**

d. May 13th Make-up Day
Sean Gallagher is requesting that we make May 13th a makeup day. After Tim France added up our attendance days, we needed one make-up day to make our required days in school.
Risteen Follett made a motion to approve the May 13th makeup day; Deb Lindberg seconded, All in Favor, Passed Unanimously

e. Approve Keenan's Shed Rebuild
Keenan Elbers asked for approval to tear down the old garage beside the pre-school and build a new one in its place to store all the equipment that is taking up space in the bus barn or setting out in the weather.
Deb Lindberg moved to table until board has received an itemized list of cost, materials and permits; Risteen Follett seconded, All in Favor, Passed Unanimously

f. New Bell System/Emergency Intercom System
Keenan Elbers presented the new bell system/intercom system, which will work for all buildings.
Ryan VanLeuven moved to purchase the new bell/emergency intercom system; Robert Webb seconded, All in Favor, Passed Unanimously

g. Instructional Calendar 2022-2023 Final
Risteen Follett made a motion to approve the instructional calendar for 2022-2023; Deb Lindberg seconded, All in Favor, Passed Unanimously

h. Bond list priority
Sean Gallagher presented the list of priorities to the board for the bond.
Risteen Follett motioned to approve the bond priority list; Ryan VanLeuven seconded, All in Favor, Passed Unanimously

a. Superintendent Contract
Sean Gallagher's contract was presented and there was discussion.
Risteen Follett motioned to accept the superintendent's contract; no one seconded. The Board Chair made a motion to approve and seconded. No responses so the Board Chair asked for roll call vote. Risteen Follett voted yes, Deb Lundberg voted no, Robert Webb voted No, Ryan Van Leuven abstained, Linda Montanez voted yes, motion failed.
Ryan Van Leuven asked if the board could have another meeting to discuss Sean Gallagher's contract after he and Robert Webb had time to review the contract and ask question if needed.
Ryan VanLeuven requested that we table the vote on Sean Gallagher Contract to a future meeting; Deb Lindberg seconded, all in favor, Passed unanimously.

Board discussed when they could have a special meeting to discuss the superintendent contract. Ryan VanLeuven and Robert Webb said they just wanted time to read the contract and to meet with Sean to learn enough to make an informed decision.

Risteen Follett motioned to have a Special Board Meeting on May 17, 2022, at 6:00pm to discuss the superintendent's contract; Ryan VanLeaven seconded, All in Favor, Passed unanimously.

J. Superintendent Organizational Chart

Sean Gallagher presented his organizational chart and asked for approval. Discussion due to concerns about the Title IX coordinator. It is a job that would just be an additional duty. Also, questions were answered concerning the Technology Director position.

Ryan VanLeaven motion to accept the organizational chart; Risteen Follett seconded, All in Favor, Passed unanimously.

k. Teacher Appreciation Week Resolution

Sean asked that the board approve a resolution to have a yearly teacher appreciation week in May each year.

Risteen Follett motioned to approve the teacher appreciation resolution; Ryan VanLeaven seconded, All in Favor, Passed unanimously.

l. Bus Purchases

Rich Dubord presented the request to purchase Buses. This is a request to purchase two buses, one for WLA and one for Kings Valley. Other grant eligible buses have already been approved and we're just requesting these two. I think these may have been missed on prior board meetings and were trying to catch up because we had five buses approved with grants. we've already received two buses and then these other two are required to bring our schools up to the EPA requirements because January 1st of 2025 buses that are 2007 and older cannot be used by public schools anymore and that's what brings us here the grant gives us with the 30% of the cost of the bus getting reimbursed. Sean Gallagher said we have spent a lot of time looking at our transportation liens and contracts. This is solid request; we had a look at this and believe this was a communication misunderstanding at some point along the way quite a while ago so this is a kind of cleaning up of what should have been in front of the board awhile back.

Deb Lindberg motioned to approve the purchase of two buses; Risteen Follett seconded, All in Favor, Passed unanimously.

11. Board Business:

OSBA Summer Conference
Board Chair Café
OSBA Boardsmanship Training Dates

Sean reminded the board about the OSBA Summer Conference. We have two slots one for Risteen and Ryan VanLeaven has said he would like to take the second slot. Shirley will let OSBA know, who will fill the slots. Sean also reminded the board about the Board Chair Café. The board discussed and decided on a day for training from Vince Adams OSBA. June 22, 2022, and 5:00pm.

12. Personnel Consent Agenda:

1. Resignation - Tim Mcllroy – Substitute Bus Driver, KV
2. Resignation – Micah Kruzic – Teacher, LAHO
3. Resignation - Priscilla Aquirre, Instruction Aide, LAHO
4. Resignation – Rhonda Patrasek – Teacher, Bear Creek, Creswell

5. Margaret Crockett - Temporary Aide - Bear Creek, Creswell
6. Resignation – Liz Garza – Sub Bus Monitor, Sub Aide, Alsea
7. Ashley Martinez - Sub Bus Monitor, Sub Aide, Alsea
8. Leave of Absence – Molly Schultz, HS English Teacher, Alsea
9. Personnel Change - Eric Clendenin - Principle K-12
10. Public Information Officer - Contract - Part time
11. 2020-2023 Staffing for Online Programs

Risteen Follett motioned to approve the personnel consent Agenda; Ryan VanLeuven seconded, All in Favor, Passed unanimously.

13. Key Dates and Calendar Updates:

Important Dates:
Budget Meeting, School Library May 19th 6:00pm
Kindergarten Roundup and Step-up May 26th 2:30pm
Graduation and Finals Week is Tuesday, May 31 to Friday, June 3.
J-Term is Monday, June 6 to Thursday, June 16.
Prom is Friday, June 3 from 7-10pm at the Beazell Barn in Wren.
Senior Banquet, Wednesday, June 8 at 7pm in the AHS gymnasium.
Graduation, is Friday, June 10 at 7pm at the AHS Football Field and Grandstand
8th grade Promotion, June 15 at 6:00pm

14. EXECUTIVE Session: 10:00pm

To consider the dismissal or disciplining of, or to hear complaints or charges brought against, a public officer, employee, staff member or individual agent who does not request an open hearing. (ORS 192.660(2)(b))

15. Open Session: 11:01

16. Decision to Handle Compliant

Linda Montanez motioned to set the compliant aside to allow the proper de-escalation to allow the policies and procedures to occur; Risteen Follett seconded, All in Favor, Passed unanimously.

Risteen Follett motioned to adjourn; Robert Webb seconded, All in Favor, Passed unanimously.

Adjournment: 11:02

Next Meeting Date: June 9, 2022 – Regular Board Meeting

As recorded by,

Shirley Koetz

Board Chair: _____ Clerk: _____

Linda Montanez **Sean Gallagher**

7. Patron Comments:
Visitors wishing to address the board, please fill out a blue card, give it to the board
secretary. You will be allowed 3 minutes to speak in person. All comments must be made in person.

8. **District Reports and Information**
   a. **Comments from the Superintendent**
      a. **Presenter: Sean Gallagher**
      b. **School Safety**
      c. **Menstrual Dignity Act**

9. **b. District Reports**
10. **a. Eric Clendenin - MS/HS Administrator**
11. a. Graduation Report
12. **b. Tim Pearson – Elementary Dean of Students**
13. c. **Tim France – Online Administrator**
14. **d. Cheryl Doe – SPED Administrator**
15. **e. Carman Martin/Rich DuBord – Transportation Management.**
16. **f. Keenan Elbers - Maintenance Supervisor**

g. Joy Jordan – Athletic Director

h. David Fricke - SPED

17. **c. Bond Project Update**
18. **Presenter: Scott Marshall – Architect**

Sean Gallagher – Superintendent

19. **d. Financial Report – Nancy Hall**

At a Glance: Menstrual Dignity for Students

A one page companion to the *Menstrual Dignity for Students Toolkit*

OREGON DEPARTMENT OF EDUCATION
Oregon achieves . . . together!

The Menstrual Dignity Act (HB 3294, 2021) created the requirement for education providers to provide free menstrual products for all students in all public school buildings in Oregon.

Menstrual Dignity for Students means that all menstruating students, regardless of gender, age, ability, socioeconomic status have the opportunity for safe, dignified self-care. This program offers an antidote to the common narratives that say menstruation is something deserving of embarrassment and shame.

The Four Pillars of Menstrual Dignity

Privacy	Inclusivity	Access	Education
• Space • Autonomy • Personal safety	• Cultural responsiveness • Gender affirming	• For students of all abilities & languages • Options & choice	• Menstrual health • Instructions • Without shame

Menstrual Dignity for Students Oregon Administrative Rules

I. OAR 581-021-0587 Menstrual Dignity for Students: Definitions
II. OAR 581-021-0590 Menstrual Dignity for Students: Requirements
III. OAR 581-021-0593 Menstrual Dignity for Students: Education
IV. OAR 581-021-0596 Menstrual Dignity for Students: Reimbursement Program

Program Requirements

Products and dispensers must be provided in a **safe, private, accessible, and gender-affirming** manner. Schools should plan program details, including **dispenser selection, product variety, and placement.**

Education must cover menstrual health as a **positive** part of being human, without shame, and that is **affirming and accessible for all students of all genders**. Instructions must be available in bathrooms.

Recommendations for Program Implementation

- **Staff engagement and training:** Create a core team, communicate key messages, and train staff
- **Student and youth engagement:** Understand and elevate student voices and needs
- **Family and community engagement:** Be transparent and available for families

Reimbursement Program

School districts, ESDs, charter schools, and consortia can receive funding. See the 2021-2022 funding calculator. Educational providers or consortia will complete the Reimbursement Form on a rolling basis and can claim funds on the Electronic Grant Management System (EGMS).

For information about the **Menstrual Dignity for Students Program,** please visit the Oregon Department of Education website or email ode.menstrual-dignity@state.or.us.

November 2021

OREGON DEPARTMENT OF EDUCATION

Oregon achieves . . . together!

Menstrual Dignity for Students Toolkit

March 2022

I. Introduction: Menstrual Dignity for Students

The Menstrual Dignity Act (HB 3294, 2021) created the requirement for school districts to provide free menstrual products for all menstruating students in public schools in Oregon, including elementary, middle, and high school students. This legislation created the Menstrual Dignity for Students Program in order to address an unmet need identified by students, school leaders, and medical and public health professionals over many years. The program helps students participate actively in classes and school activities by alleviating some of the economic strain and experiences of shame that are often barriers for menstruating students accessing their education.

Menstrual equity initiatives, such as the Menstrual Dignity Act, align with the Oregon Department of Education's student health and educational justice efforts. Research shows that one in four teens have missed class due to a lack of access to menstrual products. Similarly, one in five students has struggled to afford menstrual products. This disproportionately impacts students of color, students experiencing disabilities, and students experiencing poverty.

Importantly, this law affirms the right to menstrual dignity for transgender, intersex, non-binary, and two spirit students by addressing the challenges that some students have managing menstruation while minimizing negative attention that could put them at risk of harm and navigating experiences of gender dysphoria during menstruation. Research also connects gender-affirming bathroom access to supporting student safety at school.

This program offers an antidote to the common narratives that say menstruation is something deserving of embarrassment and shame. Menstruation is simply a biological process for people who ovulate, though negative cultural messaging often leads young people to believe otherwise. According to a recent survey, 80% of teens feel there is a negative association with menstruation, "that they are gross or unsanitary." These attitudes, combined with a lack of understanding around menstrual health and a lack of access to menstrual products can result in experiences that can impact a student's mental and physical health as well as student attendance.

Centering Student Equity and Access: Four Pillars of Menstrual Dignity

In line with this legislation and legislative intent, the following four pillars of menstrual dignity guide and inform this toolkit and work.

Privacy	Inclusivity	Access	Education
• Space • Autonomy • Personal safety	• Cultural responsiveness • Gender affirming	• For students of all abilities • For multilingual access • Options & choice	• Menstrual health • Use of menstrual products • Positive, not fear- or shame- based

Privacy includes having safe, private spaces where students can access menstrual products, instructions for how to use them, and trash receptacles for private disposal. This means students self-determine when they need to access products, what products they choose, where they are safe to use them, and how to take care of their own bodily functions, with dignity.

Inclusivity means including, affirming, and honoring differences in how communities learn about, access, and make decisions about health. This means that transgender, intersex, non-binary, and two spirit students need to be affirmed in their access to products.

Access means that products, education, and dispensers need to be equitably available for all students, including emerging bilingual students and students with disabilities. All students, regardless of disability or language, need to have equitable access to exercise their own choice in accessing a variety of products at their own terms.

Connect back to the **pillars of menstrual dignity** by searching for these tags, which inform requirements, recommendations, and tips in the toolkit: ***Privacy*** ***Inclusivity*** ***Access*** ***Education***

Education includes addressing the basic human need of understanding how bodies work without shame or stigma. Health education should celebrate changes and growth, and provide spaces for students to learn about how their bodies work.

Back to Table of Contents

III. Program Requirements

The following section will summarize program requirements for every public school building.

"'**Public school building**' means a building used by a public education provider to provide educational services to students."

"'**Dispenser**' means a container sufficient to hold menstrual products and can include something installed on a wall or placed on a shelf."

OAR 581-021-0587

Dispensers

This section outlines pros and cons of a variety of dispenser options to aid districts' purchasing decisions, in order to keep student equity in mind.

Requirements Per OAR 581-021-0590

- (1) All education providers shall install in every student bathroom (a) at least one dispenser that:
  - (A) Does not require inserting coins or money;
  - (B) Is clearly marked as free in at least two languages;
  - (C) Is ADA compliant;
- (2) [...] For the 2021-22 school year, all education providers shall stock and maintain menstrual product dispensers in **at least two student bathrooms** in each public school building.

Dispenser Options

Name	Pros	Cons	Brand examples**
Mechanical wall units	• can use existing dispensers; • affixed to wall to prevent tampering	• product-dependent and may not allow for required product variety; • more expensive; installation and space considerations; • harder for students to take more than one at a time, when needed; • may have coin operation and look like products cost money (when they are required to be free)	• Aunt Flow, Model E • Evogen Tampon & Liner • Uline Tampon & Liner • Evogen No Touch
Countertop baskets	• lower cost; • takes up less space; • easier for students to take what they need	• easier to remove or tamper with	• Uline Stackable Bins • Uline Wire Mesh Bins

Recommendations

Based on these pillars of menstrual dignity: ***Privacy*** ***Inclusivity*** ***Access***

- Install dispenser at an **accessible height**. People with disabilities (i.e. using wheelchairs) must be able to reach the items.
- Offer products in **varied locations**. Students who are experiencing gender dysphoria may be comfortable and safe only when products can be accessed within a single stall.
- Maintain student access to menstrual products **during bathroom closures**.
- Provide resources in English and **in the home languages** of the students you support.
- Ensure that menstrual products are available **after school hours** and during field trips when students are participating in school activities.

Menstrual Products

In order to accommodate the natural variation of body size and menstrual flow of students who menstruate, a variety of products including absorbency and size are required. Variety of products is also an important culturally responsive practice, which honors a range of values and beliefs around menstrual product use.

> "'**Products**' means tampons and menstrual pads."
>
> OAR 581-021-0587

Requirements Per OAR 581-021-0590

- (1) All education providers shall install in every student bathroom (a) at least one dispenser that:
  - (E) Provides a **variety of products** with consideration of absorbency and size options

Recommendations

Based on these pillars of menstrual dignity: ***Privacy*** ***Inclusivity*** ***Access*** ***Education***

- When determining product availability, schools can also consider having a **mix of single use and reusable** products available per building.
- Monitoring **student input** and **actual product use** should inform selection of product sizes, absorbency, and brands. Prioritize student engagement.
- Address myths around **tampon use** and safety.

For information on different types of menstrual products, click on the blue button below.

Click for **Menstrual Product Options** 1-Pager

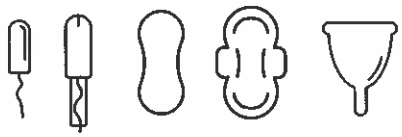

School District Spotlight

The Menstruation Station, Falls City School District

In 2018, the *Everyday Matters* team at the Falls City School District High School found an unsettling trend. Menstruating students were losing class time, leaving early, and missing school altogether because of unaddressed menstrual discomforts, including premenstrual syndrome (PMS) symptoms and not having menstrual products for use at school.

The team led a campaign to provide students with resources, affirmation, and visibility. The menstrual dignity of students came to the foreground—from the focus of a middle school leadership class project to high school bathrooms posters stating, *You matter... Period. Take what you need.* The message was clear: menstruation is to be celebrated, not stigmatized.

The district team also understood a need to connect with school staff on the importance of the program. The team worked to allay staff discomforts and to address misconceptions with information and support.

Do you have a success story to share? We'd love to hear from you, learn from you, and celebrate your work. Please email us at ode.menstrual-dignity@state.or.us

Ultimately, the district's program was successful because they heard their students. They bought cabinets to stock with a variety of products, coordinated a "shopping day" where high school students could take the products they would need during the summer, hosted a pizza party and information session to learn about menstrual health and to address student questions, and created a space for anonymous questions and answers in bathrooms. According to Lynn Bailey, a teacher and Special Programs Director from Falls City SD, "students got really good about being open to talking about their periods" which helped to reduce stigma and shame, and increased connectedness for students who menstruate.

Falls City School District works with the United Way's Red Cart Project, Planned Parenthood, and their local Service Integration Team to implement their program. They aim to expand this program to be district-wide in the coming years— now with a little more support from the Menstrual Dignity Act.

Photo courtesy of Lynn Bailey of Falls City School District

Back to Table of Contents

- How to use a tampon (K-5 & 6-12)
- How to use a pad (K-5 & 6-12)

Proper disposal guidance & support

Include disposal information within menstrual product instruction education and/or posted within student bathrooms. When there are situations where products are not disposed of properly, schools should maintain student dignity, privacy, and access in its response. Consult with your custodial and facilities staff for additional disposal guidance:

- Single use tampons and pads should be wrapped in toilet paper, or placed in a paper bag, and **thrown away** in a trash receptacle.
- Tampons and pads **should not be flushed down the toilet**, as this can cause severe plumbing problems within school buildings.
- Menstrual fluids from reusable cups should be emptied in the toilet. Cup should be washed with soap and warm water before re-inserting.

Menstrual Health Education in the Classroom

Health Education, which includes sexuality education, is a required core content area that includes instruction on growth and development, puberty, and gender identity, among many other topics, aligned with the Oregon Health Education Standards and Performance Indicators.

Requirements Per OAR 581-021-0593 and OAR 581-022-2050

- (1) All education providers shall provide health and sexuality education that covers menstrual health. The **education** must:
  - (a) Be affirming of transgender, non-binary, two spirit and intersex students;
  - (b) Not be fear- or shame-based;
  - (c) Be age-appropriate;
  - (d) Be medically-accurate.
  - (e) Be culturally responsive; and
  - (f) Be accessible for students with disabilities.
- (7) The comprehensive plan of instruction shall emphasize skills-based instruction that:
  - (f) Aligns with the **Oregon Health Education Content Standards and Benchmarks**.

Oregon Health Education Standards & Performance Indicators

The following is a selection of specific performance indicators that align with the implementation of the Menstrual Dignity for Students Program, as outlined in OAR 581-021-0593. This list is not exhaustive. Please refer to the Color Coded standards document for a color coding key. The codes can be read as follows: ***HE.1.5.9** falls under the **1**st anchor standard, for **5th** grade, performance indicator number **9**, within **Health Education**.*

Body parts and systems performance indicators, relating to growth and development

- HE.1.K.4, HE.1.1.4, HE.1.2.4 Name/identify reproductive body parts, using proper anatomical terms, and stages in the basic growth processes of all people. GD, AIAO
- HE.1.3.6, HE.1.4.6, HE.1.5.6 Identify/discuss human reproductive systems including reproductive anatomy and function. GD, AIAO

Menstruation as part of **puberty and reproduction** performance indicators

- HE.1.3.9 Recognize how puberty prepares human bodies for the potential to reproduce. GD
- HE.1.5.9, HE.1.6.20, HE.1.7.21, HE.1.8.21 Identify/describe/explain health care practices related to physical changes during puberty. GD
- HE.3.3.4, HE.3.4.4, HE.3.5.4, HE.3.6.7, HE.3.7.7, HE.3.8.7 Recognize/describe/demonstrate how to access/identify/describe/access sources of medically- accurate information about human sexual and reproductive anatomy, puberty and personal hygiene. GD

Gender Identity performance indicators will help frame inclusive language and access

- HE.1.K.7, HE.1.1.7 Recognize/explain that there are many ways to express gender. GD, AIAO
- HE.1.2.7 Recognize differences and similarities of how individuals identify regarding gender. GD, AIAO
- HE.1.12.16 Differentiate between biological sex, sexual orientation, sexual identity and sexual behavior, gender identity and gender expression. GD, AIAO

Intersecting Identities performance indicators will support culturally responsive practices

- HE.1.6.23, HE.1.7.24, HE.1.8.24 Define/explain gender roles, gender identity and sexual orientation across cultures. AIAO, GD
- HE.1.12.18 Describe the intersections of varied identities, including gender, race, ethnicity, sexual orientation, ability, etc. AIAO, GD

Access performance indicators for student access to and knowledge of products & information

- HE.3.6.5, 3.7.5, 3.8.5 Determine/review/evaluate the accessibility of products that enhance health. AIAO, WHP
- HE.3.4.5, 3.5.5, 3.6.8 Identify/demonstrate/identify people/resources at home, school or in the community who can provide medically accurate information and/or support about puberty and health care practices during puberty. GD

Back to Table of Contents

Staff Training

Staff training can be conducted by any interested and qualified school staff, including school nurses, health teachers, school counselors, or assistant principals. You may consider integrating training into other professional development or in-service days.

Recommended agenda for staff trainings:

I. An overview of the program and its importance
II. Information on gender-affirming and menstruation-positive language
III. Information about the core team, project implementation, and monitoring
IV. Information around accessibility and accommodations as related to languages spoken and disability
V. School protocols for addressing challenges
VI. School plans for engaging student input and communicating with families, and communities

Resources for Staff Training

ODE Materials

- See the At a Glance: Menstrual Dignity One-Pager for a brief project summary
- Encourage positive, not fear- or shame-based language about menstruation for all
- Review best practices for answering difficult questions (see page 38)
- Use an anonymous question box in person or virtually (e.g. Google forms, Padlet, or Mentimeter)
- Supporting LGBTQ2SIA+ Student Mental Health Webinar, ODE & OHA

Additional Resources for Professional Development

- Inclusive Sex Ed: Intersex People and Periods, PERIOD. & Intersex Justice Project
- Separation & Stigma: Transgender Youth & School Facilities, GLSEN
- Impact of Bathroom Discrimination on Mental Health Among Trans and Nonbinary Youth, Journal of Adolescent Health, 2020
- What is Period Poverty?, Video, PERIOD., Alliance for Period Supplies and Youth Activists
- Tampon Myths, Playtex
- Trans and Nonbinary Youth Inclusivity in Sexual Health, Guidelines for sexual health service providers and educators, Planned Parenthood of Toronto
- Principles for Gender Inclusive Puberty and Health Education, Gender Spectrum
- Schools In Transition: A Guide for Supporting Transgender Students in K-12 Schools, Gender Spectrum, National Center for Lesbian Rights, Human Rights Campaign, ACLU, & National Education Association

Back to Table of Contents

VII. Family & Community Engagement

This section offers tips and strategies for engaging family and community in program implementation.

Recommendations for Family & Community Engagement

Based on these pillars of menstrual dignity: ***Privacy Inclusivity Access Education***

- Menstrual dignity, like any other part of health education, should not be done in secret. In order to reduce stigma and strengthen community connections, **be open and transparent** with families and communities, creating space to listen to concerns and center student needs.
- Demonstrate **alignment** to health education standards and OARs.
- Center positive **academic outcomes and student stories** to explain the need for menstrual dignity in schools.
- **Affirm trans, non-binary, intersex, and two spirit students** by using affirming language, in order to create safe & connected school environments for all students.
- **Reduce barriers** to engagement for family and community members with disabilities and for multilingual communities.
- Collaborate with local **culturally and ethnically-specific** community-based partners to strengthen outreach and communication with families.
- Uplift and affirm how **Native Nations and Tribes honor menstruating people** with coming of age ceremonies to acknowledge this important transition in a person's life.
- Provide families and caregivers with resources on **how to talk to their students** at home about menstrual health. Emphasize that menstruating and non-menstruating students should learn about menstruation and menstrual products.

Sample Family & Community Letter

- Sample notification letter, K-12 (English, Spanish)

Resources about Communication for Families & Communities

- See the At a Glance: Menstrual Dignity One-Pager for a brief project summary
- Tip Sheet for Parents, Caregivers, and Youth, Oregon DHS, My Future-My Choice
- Tips for Talking to Kids about Their Bodies, by Age, Planned Parenthood
- Gender Spectrum, online support groups for parents & caregivers
- PFLAG, support, publications and toolkits for families of LGBTQ youth
- Start Talking: About Healthy Communication; About Healthy Relationships; About Healthy Sexuality, No Mas, Esperanza United (in English & Spanish)
- Tips for Talking About Sexuality for Parents of Children with Developmental Disabilities, Elevatus Training
- See also student-facing and educator recommendations and resources for more ideas

IIX. Funding & Reimbursement

This section offers information for funding and reimbursement processes for the Menstrual Dignity for Students Program.

Requirements per HB 3294 (2021) and OAR 581-021-0596

- (A) For school districts, public charter schools and education service districts... distributions to be made based on the average daily membership of the district or school.
- (B) For education service districts, distributions... may not exceed 7.5 percent of the amounts available for distribution.
- (3) Education providers shall electronically submit applications to the Department within the required timelines and on forms developed by the Department.
- (4) Education providers shall be reimbursed for actual costs incurred. Actual costs incurred may include the following: (a) Products; (b) Dispensers; (c) Installation costs; and (d) Trash receptacles.
- (5) Any unspent funds for the first year of the biennium shall be rolled forward and used in the distribution of funds for the second year of the biennium. If the total amount to be distributed does not exceed the amount of available funding for the biennium, any remaining amount shall be redistributed to the State School Fund and reconciled in the payment process per ORS 327.095.

Processes, Documents, and Forms

HB 3294 created a $5,595,000 carveout of the State School Fund for the Menstrual Dignity Act implementation each biennium. Grants will be created annually for each eligible entity based on their second period ADM. During the 2021-2022 school year, school districts will receive up to $4.59 per ADM and each ESD will receive up to $0.37 per second period ADM. The 2021-2022 funding calculator shows how much funding will be available for each school district, ESD, and charter school. Each eligible entity individually, however, consortia options are available. A new calculator will be released before each implementation year. See Tips for Using the Funding Calculator. School districts, ESDs, charter schools, or consortia will have grants available to them on the Electronic Grant Management System (EGMS) each school year.

Applying as a Consortia

If entities intend on applying together as a consortia, they must notify ODE at the beginning of the school year. An ESD or School District should fill out the consortium pre-survey or reach out to ode.menstrual-dignity@state.or.us only if they are intending to submit a reimbursement request for **more than one education provider**, so grant contracts can be set up correctly by ODE. If we do not receive this completed form, grants will be built out individually, as per 2021-2022 funding calculator. See Tips for Using the Funding Calculator.

Considerations for School Districts

- Your ESD may be able to offer support in addition to the money your individual district may request. See *Considerations for ESDs* above.
- Schools can also reach out to local entities, such as your county's Service Integration Team or partner organizations who work in the areas of violence prevention, sexual health, or community health services.

Considerations for Public Charter Schools

- All Charter Schools must comply with the Menstrual Dignity requirements.
- Virtual Charter Schools shall provide dispensers and products in all buildings where educational services are provided. Make sure to consider all buildings where students may be, including learning centers and libraries.
- Schools can also reach out to local entities, such as your county's Service Integration Team or partner organizations who work in the areas of violence prevention, sexual health, or community health services.

"'**Public school building**' means a building used by a public education provider to provide educational services to students."

OAR 581-021-0587

Back to Table of Contents

Questions Relating to Reimbursement:

Q: What are reimbursable expenses?

A: Funds are available to cover menstrual products, trash receptacles, dispensers (which can be baskets, bins, or really any unit that can store and provide products), and installation costs.

Q: When will schools be reimbursed? How much will schools be reimbursed for?

A: You should make your purchases, and submit your actual costs to the 2021-2022 reimbursement form, which will reimburse your school up to the grant ceiling for your school district, ESD, charter school, or consortium outlined in the funding calculator. You can submit the reimbursement form on a rolling basis throughout the school year. After ODE processes your completed reimbursement form, you will be able to claim your funds in the Electronic Grant Management System (EGMS). See Tips for Using the Funding Calculator.

Questions Relating to Gender Inclusion and Affirmation:

Q: Are these educational materials and instruction required for all students or only those with the potential to menstruate?

A: OAR 581-021-0593 and 581-022-2050 both require gender-inclusive instructional materials and practices, of which we have provided educational resource examples. One gender-affirming practice is not separating by gender, and ensuring all students have access to information about all bodies. This way, all students who menstruate have access to the information they need, and shame and stigma can be reduced for all students around the topic of menstruation. Creating all-gender access to sex ed has also been shown to reduce gender-based bullying.

Questions Relating to Cultural Responsiveness:

Q: How do we respond to cultural or religious values in our community which discourage tampon use?

A: Students should always have the ability to self-determine what products are right for them, considering the activities that they are in and their personal experiences, and can always opt themselves out of accepting the school's products. Districts do have to offer both tampons and pads, per OAR 581-021-0590. According to medical sources, tampons are safe for anyone as soon as they start to menstruate. There is no minimum age for tampon usage. If young people want to use tampons, they can usually begin using them as soon as their menstrual cycle starts. Providing age-appropriate instructions and education are an essential piece of this program, so that younger students know how to use them safely.

At a Glance: Menstrual Dignity for Students

A one page companion to the *Menstrual Dignity for Students Toolkit*

OREGON DEPARTMENT OF EDUCATION
Oregon achieves . . . together!

The Menstrual Dignity Act (HB 3294, 2021) created the requirement for education providers to provide free menstrual products for all students in all public school buildings in Oregon.

Menstrual Dignity for Students means that all menstruating students, regardless of gender, age, ability, socioeconomic status have the opportunity for safe, dignified self-care. This program offers an antidote to the common narratives that say menstruation is something deserving of embarrassment and shame.

The Four Pillars of Menstrual Dignity

Privacy	Inclusivity	Access	Education
• Space • Autonomy • Personal safety	• Cultural responsiveness • Gender affirming	• For students of all abilities & languages • Options & choice	• Menstrual health • Instructions • Without shame

Menstrual Dignity for Students Oregon Administrative Rules

I. OAR 581-021-0587 Menstrual Dignity for Students: Definitions
II. OAR 581-021-0590 Menstrual Dignity for Students: Requirements
III. OAR 581-021-0593 Menstrual Dignity for Students: Education
IV. OAR 581-021-0596 Menstrual Dignity for Students: Reimbursement Program

Program Requirements

Products and dispensers must be provided in a **safe, private, accessible, and gender-affirming** manner. Schools should plan program details, including **dispenser selection, product variety, and placement.**

Education must cover menstrual health as a **positive** part of being human, without shame, and that is **affirming and accessible for all students of all genders**. Instructions must be available in bathrooms.

Recommendations for Program Implementation

- **Staff engagement and training:** Create a core team, communicate key messages, and train staff
- **Student and youth engagement:** Understand and elevate student voices and needs
- **Family and community engagement**: Be transparent and available for families

Reimbursement Program

School districts, ESDs, charter schools, and consortia can receive funding. See the 2021-2022 funding calculator. Educational providers or consortia will complete the Reimbursement Form on a rolling basis and can claim funds on the Electronic Grant Management System (EGMS).

For information about the **Menstrual Dignity for Students Program,** please visit the Oregon Department of Education website or email ode.menstrual-dignity@state.or.us.

November 2021

District Administration Office
Mr. Sean Gallagher – Acting Superintendent
301 S 3rd St
Alsea, OR 97324
Office: 541 487-4305
Fax: 541 487-4089
Cell: 541 417-0326
Email: sean.gallagher@alsea.k12.or.us
www.alsea.k12.or.us

MEMO

Date: 5/26/22
To: Alsea School District Parents, Board of Directors, and Community Members
From: Sean Gallagher – Acting Superintendent
Re: School Safety

Tragically, the events from the school shooting in Texas is yet another reminder to all of us to be diligent in regard to school safety. Since I started with the district as the acting superintendent in March, enhancement of our school safety plan has been a high priority. We recently reconnected with the Benton County Sheriff's Department and now have an assigned School Resource Officer (SRO) that is available to our school district and will be a weekly presence in our buildings. His name is Erik Hesseling – Deputy Sheriff. We look forward to his presence and expertise to advise us in multiple areas of safety in addition to being a great career role model for students to access. I have also discussed with the Sheriff Jef Van Arsdall about conducting staff incident training in the future.

The district has also re-established its relationship with LBL ESD services. We now have access to behavior specialists and mental health services on a regular basis. In regards to facilities, the district is working on a number of projects that will be coordinated with the upcoming bond project to significantly enhance school security such as enhanced entry areas, identifying safe zones, increased camera coverage both in district and on all transportation vehicles, and the ability to lock down the facility in a timely manner.

I would like to ask parents to also help with school safety. I encourage you to have a conversation with your student about reporting immediately to an adult anything that makes them feel unsafe and/or uncomfortable while at school and/or while being transported to and from school on district busses. Students are also our eyes and ears to any situation that may escalate into something that is unsafe. I am including an additional handout connected to this memo as a resource for parents that give some guidelines from The National Child Traumatic Stress Network (NCTSN) on how to talk to your child during times like these.

Please reinforce to your children that out school campus is a safe place. All of our adults on campus have a deep love for our students, they are here to protect, guide, teach, support, and provide the best education possible. Feel free to contact my office if you have any questions. Stay safe always.

NCTSN The National Child Traumatic Stress Network

Talking to Children about the Shooting

The recent shooting has evoked many emotions—sadness, grief, helplessness, anxiety, and anger. Children who are struggling with their thoughts and feelings about the stories and images of the shooting may turn to trusted adults for help and guidance.

- **Start the conversation.** Talk about the shooting with your child. Not talking about it can make the event even more threatening in your child's mind. Silence suggests that what has occurred is too horrible even to speak about or that you do not know what has happened. With social media (e.g., Facebook, Twitter, text messages, newsbreaks on favorite radio and TV stations, and others), it is highly unlikely that children and teenagers have not heard about this. Chances are your child has heard about it, too.

- **What does your child already know?** Start by asking what your child/teen already has heard about the events from the media and from friends. Listen carefully; try to figure out what he or she knows or believes. As your child explains, listen for misinformation, misconceptions, and underlying fears or concerns. Understand that this information will change as more facts about the shooting are known.

- **Gently correct inaccurate information.** If your child/teen has inaccurate information or misconceptions, take time to provide the correct information in simple, clear, age-appropriate language.

- **Encourage your child to ask questions, and answer those questions directly.** Your child/teen may have some difficult questions about the incident. For example, she may ask if it is possible that it could happen at your workplace; she is probably really asking whether it is "likely." The concern about re-occurrence will be an issue for caregivers and children/teens alike. While it is important to discuss the likelihood of this risk, she is also asking if she is safe. This may be a time to review plans your family has for keeping safe in the event of *any* crisis situation. Do give any information you have on the help and support the victims and their families are receiving. Like adults, children/teens are better able to cope with a difficult situation when they have the facts about it. Having question-and-answer talks gives your child ongoing support as he or she begins to cope with the range of emotions stirred up by this tragedy.

- **Limit media exposure.** Limit your child's exposure to media images and sounds of the shooting, and *do not allow your very young children to see or hear any TV/radio shooting-related messages.* Even if they appear to be engrossed in play, children often are aware of what you are watching on TV or listening to on the radio. What may not be upsetting to an adult may be very upsetting and confusing for a child. Limit your own exposure as well. Adults may become more distressed with nonstop exposure to media coverage of this shooting.

- **Common reactions.** Children/Teens may have reactions to this tragedy. In the immediate aftermath of the shooting, they may have more problems paying attention and concentrating.

They may become more irritable or defiant. Children and even teens may have trouble separating from caregivers, wanting to stay at home or close by them. It's common for young people to feel anxious about what has happened, what may happen in the future, and how it will impact their lives. Children/Teens may think about this event, even when they try not to. Their sleep and appetite routines may change. In general, you should see these reactions lessen within a few weeks.

- **Be a positive role model.** Consider sharing your feelings about the events with your child/teen, but at a level they can understand. You may express sadness and empathy for the victims and their families. You may share some worry, but it is important to also share ideas for coping with difficult situations like this tragedy. When you speak of the quick response by law enforcement and medical personnel to help the victims (and the heroic or generous efforts of ordinary citizens), you help your child/teen see that there can be good, even in the mist of such a horrific event.

- **Be patient.** In times of stress, children/teens may have trouble with their behavior, concentration, and attention. While they may not openly ask for your guidance or support, they will want it. Adolescents who are seeking increased independence may have difficulty expressing their needs. Both children and teens will need a little extra patience, care, and love. (Be patient with yourself, too!).

- **Extra help.** Should reactions continue or at any point interfere with your children's/teens' abilities to function or if you are worried, contact local mental health professionals who have expertise in trauma. Contact your family physician, pediatrician, or state mental health associations for referrals to such experts.

ALSEA SCHOOL DISTRICT BOARD REPORT

Name:Tim Pearson

Position:Elementary Dean of Students

BOARD MEETING DATE:6/09/22

OK for Board Packet 6/3/22

Highlights/Kudos: Alsea Elementary's Kindergarten Roundup/Step Up Day went off without a hitch. I observed preschoolers timidly enter the school with wide eyes, and I watched them leave with smiles on their faces and paper crowns on their heads. Thanks to a SPED grant, we were able to provide each student in preschool and kindergarten a backpack with school supplies and a book.

The Step Up Day which ran in conjunction with the K Roundup was also a big success. Students got to "meet" next year's teacher, and teachers provided interactive ways to get acquainted with students through crafts, writing, and icebreaker activities.

On Friday, June 17, Alsea Elementary will once again host its annual end-of-the-year Field Day. Each teacher will host an event, and classes will rotate through the field. Most events will include water. In past years, students have really enjoyed this day.

Assessments: We have completed all MAP assessments and State testing.

Curriculum/Classroom: I asked the teachers if they would like to contribute to this section. The following is all or part of each contribution:

Kinder: Step up day went well. All received backpacks with supplies for the summer and next year! We are celebrating the end of the year with an ABC countdown! We are currently on "O"! We are getting very excited for graduation which is on the 15th and are ready for summer break! ***Ms. Faherty***

Step-up day: When the future 1st graders came in, they were SO excited and well behaved! They asked all of their important questions and also made a fun, crazy-haired craft!

1st graders have been very invested in learning about the Sun, Moon, and stars. We've been able to create light constellations with flashlights, learn about the

phases of the moon, how the sun moves across the sky and stays out longer in the summer months, and much more.

K/1 will be going to the Hatfield Marine Science Center on June 10th. We anticipate that this will be very successful and are excited to build habitats and explore marine life. ***Ms. Zacharias***

Second and third graders had a fun and educational trip to the Newport Aquarium to study ocean habitats and we are looking forward to our zoo trip on Monday to learn more about animal habitats and adaptations. Everyone is very excited for summer and moving on to fourth grade! ***Ms. Pinion***

Fourth grade took a very fun and successful field trip to Hatfield science Center! We will be taking another field trip to the Zoo next week to end our animal unit with some fun enrichment. Step up day was super successful and fun and my kiddos are excited to graduate to 5th grade with Mrs. Mason! ***Ms. Jones***

ok for board 6/1/22

ALSEA SCHOOL DISTRICT BOARD REPORT

Name: Tim France **Position: On-Line Principal**

BOARD MEETING DATE: June 9, 2022

Highlights/Kudos:

We would like to congratulate the 30 students selected for LAHO student of the Month for Excellence and Service.

Students performed in "POETRY SLAM!" by recording their poetry and then made into a video for all students to watch on June 3rd

We also will have "LaHO's Got Talent" as our first annual talent show on Friday June 10th at 1:30.

We had a short presentation on the summer school offerings for students and started the sign ups.

Students will be doing a "Meet your next teacher" to help encourage next year's re-enrollment.

Kinder graduations will be in the teacher's classrooms on June 15th, Ms Parsons at 1:00 PM, Ms Waverek at 4:00 PM.

The 8th grade promotion will be in Zoom on June 15th at 5:00 PM.

Budget:

Nothing new

Assessments:

We have completed the MAPS and SBAC

Personnel Highlights:

Really appreciate how our staff works together to provide a great learning environment for our students

Curriculum/Classroom:

Our summer school enrichment programs include: Literacy programs for K-8 students with "Rise Up" for grades K-3 and Book Club for 4-8, Spanish and Art for grades K-8, and Farm and Forest for grades 2-5.

<u>Program Vision Updates:</u>

We are moving forwards with Colton School District to share costs for advertising, webpage, etc. They have added their verbiage to the web page and have a seperate registration link for 9-12 grade students.

ALSEA SCHOOL DISTRICT BOARD REPORT

Name: Cheryl Doe Position: Special Education Director

BOARD MEETING DATE: June 9, 2022

ok for board packet
6/1/22

Highlights/Kudos:

The special education students at have been able to be in a mostly inclusive model this year. For those students in separate classes, they have integrated into the mainstream assemblies and school culture and is exciting to see the inclusion happening at all levels. Our teachers at both sites are working very hard to wrap up their final student individual education plans so we can turn in our final numbers to Oregon Department of Education.

Budget:

I am currently working on the IDEA grant for additional funding and we are on track to submit this.

Assessments:

Special Education has ongoing MAPS and we are continuing to look at assessment tools for next year to help with progress monitoring.

Personnel Highlights: David Fricke set up a training session to help staff understand a software program that we continue to use with some of our students. Leslie Boser from the LAHO program travelled to Alsea Campus to provide training on this, special education curriculum software.

Curriculum/Classroom: The special education teams are continuing to review supplemental curriculum for next year to use with our special education students. We are wanting to add some additional math and science supports, especially for our self contained classes. The teachers and Instructional Assistants on campus met to review the Unique Learning Curriculum program.

Program Vision Updates:

We continue to work with general education to build a model of intervention, support and student study teams to that the process of referring to special education is supported with data and pre interventions for students.

ok for board packet 6/1/22

ALSEA SCHOOL DISTRICT BOARD REPORT

Name: _Eric Clendenin_____,
Position:_MS/HS Principal_____

BOARD MEETING DATE: June 9, 2022

Highlights/Kudos: Spirit Week May 31-June 3, a HS assembly at 9 am on June 3 that focuses on "distracted driving" for students, Prom on June 3, boys summer basketball practice has begun, J-term begins June 6, Senior Banquet is June 8, Graduation is June 10.

Accomplishment: 12 of our 14 students at Alsea HS are graduating (86%)

Budget:

Assessments: Finals Week from May 31-June 3, J-term Interventions start Monday, June 6

Personnel Highlights: We say goodbye to Frist Grade teacher Jordan Zacharias. She has been an AMAZING addition to our school and we wish her the very best as she continues her career in Prineville.

Curriculum/Classroom: another STRONG list of course options for our J-term. Will have data next month on how many students successfully passed courses during J-term that they were failing.

Program Vision Updates: Excited to be "resetting" many aspects of what we are doing here at Alsea School. The bond construction will certainly be a welcome and important part of our future here.

ALSEA SCHOOL DISTRICT BOARD REPORT

Name: Joy Jordan Position: Athletic Director

BOARD MEETING DATE: 6/9/22

Ok for board packet 6/3/22

Highlights/Kudos:

- Spring Sports Awards very successful- good attendance to celebrate our student athletes
- Kudos to Paisley Jacobsen for creating interest for a Cross Country team Fall 2022 and will discuss potential with incoming AD
- Summer practices have started for HS Boys Basketball and 7-12th grade Volleyball and Basketball
- Tim Rozborski to have Strength Training program/class available for all MS and HS students as well
- Mannahouse Academy High School only campus has been added to Mountain West League

Accomplishment:

- All Season Varsity Athletes will receive special sweatshirts before end of the year
- League Scholar Athletes will receive recognition for GPA 3.5-4.0
- Fall Schedules for MS and HS are finalized

Budget:

- Football Uniforms have been ordered from Les & Bob's Sporting Goods.

Assessments: n/a

Personnel Highlights: n/a

Curriculum/Classroom: n/a

Program Vision Updates:

- Have contacted PYAC and Corvallis Boys and Girls Club to have Fall sports for 3rd and 4th grade and 1-4th grade basketball teams.

ALSEA SCHOOL DISTRICT BOARD REPORT

Name: _Keenan Elbers__, Position: Maintenance Supervisor

BOARD MEETING DATE: June 9, 2022

Highlights/Kudos:

Installed the new modular for office space

Ok for board packet
6/3/22

Accomplishment:

Burned community burn pile. We will not be allowing anymore to dump on school property. This created an unsightly mess as well as safety concerns.

Budget:

Developed, updated, and submitted for board approval.

Assessments:

Personnel Highlights:

Custodians are gearing up for the summer projects. Teachers are starting to pack their classrooms, and supplies for summer storage

Curriculum/Classroom:

Program Vision Updates:

Submitting to board a proposal for a new door lock system

ALSEA BOND OVERSIGHT
MONTHLY REPORT

DATE OF ISSUE: June 1st, 2022

GENERAL PROGRAM UPDATE & PROJECT ADMINISTRATION:

Project Updates regarding Schedule & Costs will be addressed by CB Construction.

COMPREHENSIVE CONDITIONAL USE: Done and approved, I have not yet received the official letter. The person who facilitates this took a (3) week vacation, returning on June 6th.

6-8 CLASSROOM BUILDING: (permit submission on 2/28/2022) is still under review by Benton County. Awaiting update from the County.

POWER PANEL ROOM / HALL: (permit submission on 2/28/2022) is still under review by Benton County. Awaiting update from the County.

POWER SERVICE UPGRADE PROJECT CB Construction is getting the GMP (Guaranteed Maximum price) put together. The CPI engineering is completed, the drawings have been revised by the electrical engineer. Working on getting a more accurate estimated lead time for the transformer from CPI.

NEW VOC SHOP: has been submitted for permitting with the county and CB Construction is putting bid packages together for bidding.

HVAC UPGRADES: Under Design

The Cafeteria & Kitchen re-purpose, Metal building toilet re-purpose, and select window replacement phases are on pause awaiting the VOC Building bids.

CB Construction is working on the critical path construction schedule which will reflect construction durations and project completion times.

CURRENT ACTIVITIES:

- Being Proactive with the building department for permitting
- Working on HVAC upgrade drawings
- Bidding for Power Panel Room / Hall
- Finalizing GMP for Power Service Upgrade
- Bidding NEW VOC SHOP
- Completion of Bond Critical Path Construction Schedule

TOP (5) PROJECTS PRIORITIZED:
(As discussed in the Bond Oversight Committee meeting)

1. Power Service Upgrade
2. Power Panel Room & Hall
3. HVAC Upgrades
4. VOC Shop Building
5. Cafeteria & Kitchen Repurpose / Boiler Room Demolition

CURRENT ESTIMATED FUNDING:

Net Proceeded from Sale of Bonds	$ 2,289,477
OSCIM Grant	$ 2,100,000
TOTAL Bonds + OSCIM	$ 4,389,477
Seismic Grant (Awaiting Notification)	$ 2,500,000

CONSTRUCTION COSTS (To Date)

1b.4 Student Toilet Room Remodel	$ 237,557

SOFT COSTS (To Date)

Permits, Fees, Engineering	$ 168,089
CPI Utility Install Charge	$ 57,460

BIDS (To Date)

1a.2 Power Upgrade	$ GMP TBD

TOTAL TABULATIONS

Total Bond Fund Expenditures to Date:	$ 463,106
Total Bids received to Date:	$ TBD
Remaining Bond Funds	$ 3,926,371

ALSEA SCHOOL DISTRICT:
MONTHLY BOND REPORT – JUNE

DATE OF ISSUE: June 9TH, 2022

GENERAL PROGRAM UPDATE & PROJECT ADMINISTRATION:

COMPREHENSIVE CONDITIONAL USE: Done and approved, I have yet to receive the official letter. Here is an excerpt from an email I received from the county yesterday;

> *As of yesterday, (June 7th) the final staff report was almost done. (We had some additional turnover in our office while I was away and the planner who was working on this file is no longer here. Our office is working to finalize the staff report and get the notice of decision sent out.) Once the staff report is complete, the notice of decision will be mailed out.*

POWER PANEL ROOM / HALL: (permit submission on 2/28/2022) is still under review by Benton County.
Here is an excerpt from an email I received from the county yesterday;

> *Building permits for hallway addition & classroom building. These have been routing for review by various departments while the CUP was being processed. (Only Planning Division sign-off was being held up while the CUP was being processed.) Once the CUP decision is issued, planning review of the building permits can be finished up.*

Supply houses have been slow to respond to getting subcontractors material costs so the bidding duration of the project has been extended to June 13th. Construction on this phase is scheduled to begin at the first week of July.

POWER SERVICE UPGRADE PROJECT: The conformed set of drawings are completed and project procurement of materials has begun. The current lead time for the upgrade transformer is December, CPI is looking into quicker delivery options. The procurement and Submittals of materials for construction is underway.

NEW VOC SHOP: has been submitted for permitting with the county. Supply houses have been slow to respond to getting subcontractors material costs so the bidding duration of the project has been extended to June 20th. Construction is scheduled to begin the last week of July.

HVAC UPGRADES: Nearing design completion. We are working through the engineering of the Gymnasium units and ductwork.

The Cafeteria & Kitchen re-purpose, Metal building toilet re-purpose, and select window replacement phases are on pause awaiting the VOC Building bids.

SCHEDULE

Power service upgrade:	Procurement has begun. Completion tied to December transformer delivery.
Power Panel Room & Hallway:	Construction to begin the week of 7/1 scheduled completion 10/1.
New VOC Shop:	Construction to begin the week of 7/25 scheduled completion 5/1/2023.
HVAC Upgrade:	Finalizing design, bidding scheduled to begin the week of 7/25.

CB Construction has put together the Master critical path construction schedule and is currently populating and refining activity durations.

CURRENT ACTIVITIES:

- Continuation of Being Proactive with the building department for permitting and approvals
- Completion of HVAC upgrade drawings
- Finalizing Bidding for Power Panel Room / Hall
- Finalizing Bidding NEW VOC SHOP

ACTIVITIES SCHEDULED DURING THE NEXT MONTH

- Obtain Permit issuance & Bids for the power panel room / Hall & the New VOC Building
- Finalize the Overall Bond Critical Path construction schedule completion.

HIGHLIGHTS, CHALLENGES, SOLUTIONS

- Ongoing communication with Benton County for permitting
- Extension of bidding duration due to difficulty of getting materials costs.
- Finalization and fine tuning of Critical Path schedule.
- Completion of Conformed drawing set for Power upgrade project.

CURRENT ESTIMATED FUNDING:

	Net Proceeded from Sale of Bonds	$ 2,289,477
	OSCIM Grant	$ 2,100,000
	TOTAL Bonds + OSCIM	$ 4,389,477
	Seismic Grant (Awaiting Notification)	$ 2,500,000
CONSTRUCTION COSTS (To Date)		
1b.4	Student Toilet Room Remodel	$ 237,557
SOFT COSTS (To Date)		
	Permits, Fees, Utilities, Engineering	$ 479,657
BID / BIDDING PROJECTS (To Date)		
1a.2	Power Upgrade	$ GMP TBD
1a.3	VOC Building	$ GMP TBD
1b.7	Panel Room & Hallway	$ GMP TBD
1c.9	HVAC Upgrade	$ GMP TBD
TOTAL TABULATIONS		
	Total Bond Fund Expenditures to Date:	$ 717,214
	Total Bids received to Date:	$ TBD
	Remaining Bond Funds	$ 3,672,263

20. **<u>Consent Agenda</u>**

   b. **Approve Minutes, May 12, 2022**

   c. **Approve Bills, May, June**

Alsea School District 7J

Reprint Check Listing

Fiscal Year: 2021-2022

Criteria:

Bank Account: Citizens Bank - Checking 224 7009331 **From Date:** 05/13/2022 **To Date:** 06/09/2022

From Check: **To Check:** **From Clear Date:** **To Clear Date:**

From Voucher: **To Voucher:**

Types: ☑ Expense ☐ Manual ☐ Payroll ☐ Payroll Deductions ☐ Other Disbursements

Fund: 100 General Fund

Check Number	Date	Payee	Amount	Voucher	Status	Type	Cleared?	Clear Date	Void Date
10056	05/19/2022	Central School Distrcit 13J	$260.10	1234	Printed	Expense	☐		
10057	05/19/2022	Cintas Corporation - 172	$831.85	1234	Printed	Expense	☐		
10058	05/19/2022	Crystal Frandsen	$250.97	1234	Printed	Expense	☐		
10059	05/19/2022	Mid-Valley Media	$213.56	1234	Printed	Expense	☐		
10060	05/19/2022	NW Natural	$132.90	1234	Printed	Expense	☑	05/31/2022	
10061	05/19/2022	OREGON DEPARTMENT OF EDUCATION	$20.00	1234	Printed	Expense	☐		
10062	05/19/2022	OREGON SCHOOL BOARDS ASSOCIATION	$350.00	1234	Printed	Expense	☑	05/31/2022	
10071	05/31/2022	CARSON OIL CO., INC./MSC 63052	$3,907.88	1257	Printed	Expense	☐		
10072	05/31/2022	Cintas Corporation - 172	$1,039.81	1257	Printed	Expense	☐		
10073	05/31/2022	COENERGY -Valley Office	$286.51	1257	Printed	Expense	☐		
10075	05/31/2022	Crystal Frandsen	$126.03	1257	Printed	Expense	☐		
10076	05/31/2022	Day Wireless Systems	$1,801.22	1257	Printed	Expense	☐		
10077	05/31/2022	Diamond Clean Professional Services Inc.	$252.80	1257	Printed	Expense	☐		
10078	05/31/2022	Lindsey Jackson	$1,000.00	1257	Printed	Expense	☐		
10079	05/31/2022	Linn Benton Lincoln ESD	$120.00	1257	Printed	Expense	☐		
10080	05/31/2022	M Christine Carley	$170.00	1257	Printed	Expense	☐		
10081	05/31/2022	McKenzie Community Track & Field	$75.00	1257	Printed	Expense	☐		
10082	05/31/2022	MINERS GRADUATE SERVICES	$70.08	1257	Printed	Expense	☐		
10083	05/31/2022	OREGON DEPARTMENT OF EDUCATION	$30.00	1257	Printed	Expense	☐		
10085	06/02/2022	Brynn Campbell	$142.74	1265	Printed	Expense	☐		
10086	06/02/2022	Cintas Corporation - 172	$771.20	1265	Printed	Expense	☐		
10087	06/02/2022	CONSUMERS POWER INC.	$2,315.85	1265	Printed	Expense	☐		

Alsea School District 7J

Reprint Check Listing

Fiscal Year: 2021-2022

Criteria:

Bank Account: Citizens Bank - Checking 224 7009331 **From Date:** 05/13/2022 **To Date:** 06/09/2022

From Check: **To Check:** **From Clear Date:** **To Clear Date:**

From Voucher: **To Voucher:**

Types: ☑ Expense ☐ Manual ☐ Payroll ☐ Payroll Deductions ☐ Other Disbursements

Fund: 100 General Fund

Check Number	Date	Payee	Amount	Voucher	Status	Type	Cleared?	Clear Date	Void Date
10088	06/02/2022	Corvallis Heating LLC	$249.00	1265	Printed	Expense	☐		
10089	06/02/2022	Eugene Fastener & Supply Co. Inc.	$252.92	1265	Printed	Expense	☐		
10090	06/02/2022	LES & BOB'S SPORTS & APPAREL	$994.50	1265	Printed	Expense	☐		
10091	06/02/2022	Leslie Boser	$257.56	1265	Printed	Expense	☐		
10092	06/02/2022	Miller Nash LLP	$22,285.00	1265	Printed	Expense	☐		
10093	06/02/2022	Modern Building Systems, Inc.	$4,980.51	1265	Printed	Expense	☐		
10094	06/02/2022	OREGON DEPARTMENT OF EDUCATION	$5.00	1265	Printed	Expense	☐		
10095	06/02/2022	Paradigm Learning Systems	$64,000.00	1265	Printed	Expense	☐		
10096	06/02/2022	PIONEER TELEPHONE COOPERATIVE	$1,197.87	1265	Printed	Expense	☐		
10097	06/02/2022	PresenceLearning, Inc.	$23,520.80	1265	Printed	Expense	☐		
10098	06/02/2022	REPUBLIC SERVICES #452	$1,158.91	1265	Printed	Expense	☐		
10099	06/02/2022	SILKE COMMUNICATIONS INC.	$1,136.44	1265	Printed	Expense	☐		
10101	06/09/2022	AFPLANSERV	$15.00	1267	Printed	Expense	☐		
10102	06/09/2022	Annastazia Stoffell	$303.12	1267	Printed	Expense	☐		
10103	06/09/2022	B & B ACCESSIBILITY CONTRACTORS	$500.00	1267	Printed	Expense	☐		
10104	06/09/2022	Barbara S. DeSalvo, Inc.	$19,005.24	1267	Printed	Expense	☐		
10105	06/09/2022	CARSON OIL CO., INC./MSC 63052	$3,187.79	1267	Printed	Expense	☐		
10106	06/09/2022	Central Welding Supply	$1,519.92	1267	Printed	Expense	☐		
10107	06/09/2022	Cintas Corporation - 172	$713.50	1267	Printed	Expense	☐		
10108	06/09/2022	CTX-Xerox	$90.43	1267	Printed	Expense	☐		
10109	06/09/2022	Federal Licensing, Inc.	$214.00	1267	Printed	Expense	☐		
10110	06/09/2022	Forrest Miller	$22.82	1267	Printed	Expense	☐		

Alsea School District 7J

Reprint Check Listing

Fiscal Year: **2021-2022**

Criteria:

Bank Account: Citizens Bank - Checking 224 7009331 **From Date:** 05/13/2022 **To Date:** 06/09/2022

From Check: **To Check:** **From Clear Date:** **To Clear Date:**

From Voucher: **To Voucher:**

Types: ☑ Expense ☐ Manual ☐ Payroll ☐ Payroll Deductions ☐ Other Disbursements

Fund: 100 General Fund

Check Number	Date	Payee	Amount	Voucher	Status	Type	Cleared?	Clear Date	Void Date
10111	06/09/2022	Greenways Academy LLC	$29,288.83	1267	Printed	Expense	☐		
10112	06/09/2022	Hendrix Heating & Air Conditioning	$2,369.25	1267	Printed	Expense	☐		
10113	06/09/2022	Idea Print Works Inc	$419.15	1267	Printed	Expense	☐		
10115	06/09/2022	JOHN BOY'S ALSEA MERCANTILE	$200.43	1267	Printed	Expense	☐		
10116	06/09/2022	Lowell School District	$40.00	1267	Printed	Expense	☐		
10117	06/09/2022	Mapleton High School	$50.00	1267	Printed	Expense	☐		
10118	06/09/2022	MARY'S PEAK TRUE VALUE	$15.00	1267	Printed	Expense	☐		
10119	06/09/2022	Mid-Valley Media	$1,424.36	1267	Printed	Expense	☐		
10120	06/09/2022	MINERS GRADUATE SERVICES	$64.48	1267	Printed	Expense	☐		
10122	06/09/2022	PACE	$450.00	1267	Printed	Expense	☐		
10123	06/09/2022	Propio LS, LLC	$2.40	1267	Printed	Expense	☐		
10125	06/09/2022	SILKE COMMUNICATIONS INC.	$351.75	1267	Printed	Expense	☐		
10127	06/09/2022	US Bank Equipment Finance	$476.19	1267	Printed	Expense	☐		

Total Checks for Fund 100 57 Total Amount: $194,930.67

Alsea School District 7J

Reprint Check Listing

Fiscal Year: **2021-2022**

Criteria:

Bank Account: Citizens Bank - Checking 224 7009331 **From Date:** 05/13/2022 **To Date:** 06/09/2022

From Check: **To Check:** **From Clear Date:** **To Clear Date:**

From Voucher: **To Voucher:**

Types: ☑ Expense ☐ Manual ☐ Payroll ☐ Payroll Deductions ☐ Other Disbursements

Fund: 258 Emergency Connectivity Fund

Check Number	Date	Payee	Amount	Voucher	Status	Type	Cleared?	Clear Date	Void Date
10063	05/19/2022	T-Mobile	$2,448.85	1234	Printed	Expense	☐		

Total Checks for Fund 258 1 Total Amount: $2,448.85

Alsea School District 7J

Reprint Check Listing

Fiscal Year: **2021-2022**

Criteria:

Bank Account: Citizens Bank - Checking 224 7009331 **From Date:** 05/13/2022 **To Date:** 06/09/2022

From Check: **To Check:** **From Clear Date:** **To Clear Date:**

From Voucher: **To Voucher:**

Types: ☑ Expense ☐ Manual ☐ Payroll ☐ Payroll Deductions ☐ Other Disbursements

Fund: 259 Student Activity Funds

Check Number	Date	Payee	Amount	Voucher	Status	Type	Cleared?	Clear Date	Void Date
10090	06/02/2022	LES & BOB'S SPORTS & APPAREL	$151.00	1265	Printed	Expense	☐		
10100	06/02/2022	Smile Photo Booth	$600.00	1265	Printed	Expense	☐		
10114	06/09/2022	Industrial Welding Supply, Inc.	$5.00	1267	Printed	Expense	☐		
10121	06/09/2022	Oregon State University	$3,000.00	1267	Printed	Expense	☐		
10124	06/09/2022	Shirt Star Screen Printing & Embroidery	$216.70	1267	Printed	Expense	☐		

Total Checks for Fund 259 5 Total Amount: $3,972.70

Alsea School District 7J

Reprint Check Listing

Fiscal Year: **2021-2022**

Criteria:

Bank Account: Citizens Bank - Checking 224 7009331 **From Date:** 05/13/2022 **To Date:** 06/09/2022

From Check: **To Check:** **From Clear Date:** **To Clear Date:**

From Voucher: **To Voucher:**

Types: ☑ Expense ☐ Manual ☐ Payroll ☐ Payroll Deductions ☐ Other Disbursements

Fund: 299 Nutrition Services

Check Number	Date	Payee	Amount	Voucher	Status	Type	Cleared?	Clear Date	Void Date
10074	05/31/2022	CORVALLIS SCHOOL DISTRICT 509J	$26,777.55	1257	Printed	Expense	☐		
10115	06/09/2022	JOHN BOY'S ALSEA MERCANTILE	$12.97	1267	Printed	Expense	☐		

Total Checks for Fund 299 2 Total Amount: $26,790.52

Alsea School District 7J

Reprint Check Listing

Fiscal Year: **2021-2022**

Criteria:

Bank Account: Citizens Bank - Checking 224 7009331 **From Date:** 05/13/2022 **To Date:** 06/09/2022

From Check: **To Check:** **From Clear Date:** **To Clear Date:**

From Voucher: **To Voucher:**

Types: ☑ Expense ☐ Manual ☐ Payroll ☐ Payroll Deductions ☐ Other Disbursements

Fund: 410 Bond 2021

Check Number	Date	Payee	Amount	Voucher	Status	Type	Cleared?	Clear Date	Void Date
10087	06/02/2022	CONSUMERS POWER INC.	$57,460.00	1265	Printed	Expense	☐		
10126	06/09/2022	Straightline, PLLC	$16,551.06	1267	Printed	Expense	☐		

Total Checks for Fund 410 2 Total Amount: $74,011.06

Alsea School District 7J

Reprint Check Listing

Fiscal Year: **2021-2022**

Criteria:

Bank Account: Citizens Bank - Checking 224 7009331

From Date: 05/13/2022 **To Date:** 06/09/2022

From Check: **To Check:**

From Clear Date: **To Clear Date:**

From Voucher: **To Voucher:**

Types: ☑ Expense ☐ Manual ☐ Payroll ☐ Payroll Deductions ☐ Other Disbursements

Total Amount: $302,153.80

Report Total Amount: Amount

End of Report

STUDENT BODY ACCOUNTS

As of 6/9/22

Account Code	Program	Balance
259.1113.xxxx.006.000.301	5th/6th Grade	$ 82.74
259.xxxx.xxxx.00x.000.297	AIM	$ 500.00
259.1132.xxxx.007.000.401	Annual	$ (34.99)
259.1132.xxxx.007.000.463	Class of 2020	$ -
259.1132.xxxx.007.000.464	Class of 2021	$ 1.10
259.1132.xxxx.007.000.465	Class of 2022	$ 41.90
259.1132.xxxx.007.000.466	Class of 2023	$ 555.69
259.1132.xxxx.007.000.467	Class of 2024	$ 254.84
259.1132.xxxx.007.000.469	Class of 2025	$ -
259.1132.xxxx.007.000.416	District	$ 2,003.14
259.1113.xxxx.006.000.305	Elementary PE	$ 618.87
259.1113.xxxx.006.000.310	Elementary Reading	$ 4,269.96
259.1113.xxxx.006.000.315	Elementary Field Trip Fund	$ (265.87)
259.1132.xxxx.007.000.316	HS Field Trip Fund	$ -
259.1132.xxxx.007.000.402	Art	$ 434.21
259.1132.xxxx.007.000.404	Culinary Arts	$ 147.18
259.1113.xxxx.006.000.320	Forest Camp	$ 20.78
259.1132.xxxx.007.000.422	Gate Receipts	$ -
259.1132.xxxx.007.000.406	Honor Society	$ 23.18
259.1132.xxxx.007.000.407	Horticulture	$ 1,125.10
259.1132.xxxx.007.000.423	HS Baseball	$ 1,225.87
259.1132.xxxx.007.000.424	HS B BKB	$ 89.02
259.1132.xxxx.007.000.425	HS Cheer	$ (168.39)
259.1132.xxxx.007.000.426	HS Football	$ 3,984.05
259.1132.xxxx.007.000.427	MS & HS G BKB	$ 2,488.65
259.1132.xxxx.007.000.428	HS Track	$ 305.90
259.1132.xxxx.007.000.429	HS Volleyball	$ 2,950.25
259.1132.xxxx.007.000.430	HS Wrestling	$ 1,170.05
259.1113.xxxx.006.000.325	KG	$ 181.02
259.1132.xxxx.007.000.468	Kingfisher	$ 57.00
259.1132.xxxx.007.000.403	Leadership	$ (4,233.87)
259.1113.xxxx.006.000.330	Library	$ 774.50
259.1132.xxxx.007.000.450	Memorial Mr. Nick	$ 573.00
259.1132.xxxx.007.000.451	Memorial Sport	$ 339.50
259.1132.xxxx.007.000.452	Memorial Tyson Schreiber	$ 6,565.55
259.1132.xxxx.007.000.453	Memorial Samantha Hendrix	$ -
259.1132.xxxx.007.000.454	Alsea Education Association Scholarship	$ (500.00)
259.1122.xxxx.005.000.501	Middle School	$ 441.21
259.1132.xxxx.007.000.408	Music/Drama	$ 183.88
259.1113.xxxx.006.000.298	PBIS/PTO	$ 35.61
259.1132.xxxx.007.000.409	Shop	$ 809.50
259.1132.xxxx.007.000.410	Forestry	$ 281.27
259.1132.xxxx.007.000.415	Student Council	$ 1,436.82
259.1113.xxxx.006.000.335	TAG	$ 240.00
259.1113.xxxx.006.000.340	Technology for a Cause	$ 166.08
259.1132.xxxx.007.000.431	Wolverine Athletic Fund	$ 4,235.29
	TOTAL	**$ 33,409.59**

Eric was told that he would have $5K as seed $ put into this a

21. **Action Items: a. Budget Adoption 2022-2023**

a. Resolution Adopting the Budget
b. Resolution Making Appropriations
c. Resolution Imposing the Tax
d. Resolution Categorizing the Tax
b. Supplemental Budget

c. Approval of contract for DeSalvo
d. Plan of Action for 2021 Annual Filing
e. Bus Disposal and Removal from Property
f. Exterior Programmable Door Locks Purchase
g. Paradigm Learning Systems Contract Renewal
h. Kingfisher Project
i. WLA Transportation Contract Approval
j. Juneteenth Holiday
k. School Board Training Retreat
L. Bus Salary Adjustment
m. Vacation and Holiday
n. Seismic Grant
o. Summer Academic Grant
p. Business Manager Services Recommendation

Alsea Historical Society

Alsea, OR 97324

OK for board consideration
6/2/22

To: Alsea School District
From: Alsea Historical Society (AHS)
CC: Patsy Jones, John Clark, Sean Gallagher, Linda Montanez,
Date:
Subject: The Kingfisher Project

We would like to take over the Kingfisher project, to include all files, pictures, and any other related items. The AHS thinks that the Kingfisher project is worth preserving and can be used as a tool to better document and educate people on the history of Alsea and Lobster Valley.

It is our understanding that the Kingfisher Project is being stored at Alsea School and is not being used at this time. The AHS would like to take ownership of the Kingfisher Project to persevere this information and make it available to the public.

The AHS looks forward to working with Alsea School on any future history related projects, and will share the Kingfisher related information as projects arise.

Thank You

Leroy France
Alsea Historical Society President

Shirley Koetz, Secretary
301 S 3rd St
PO BOX B
Alsea, OR 97324
Office: 541 487-5643
Fax: 541 487-4089
Cell: 541 760-7968
Email: Shirley.koetz@alsea.k12.or.us
www.alsea.k12.or.us

MEMO

Date: 5/16/2022

To: Sean Gallagher

From: Rich DuBord

Re: Bus Disposal and Removal From Property

OK for board approval
5/26/22

Mr Gallagher,

To be in compliance with the Oregon Department of Education "Minimum Standards for Oregon School Buses" manual, section 468A.796, we have to replace 2007 model year and older buses. To complete the grant process, and receive the 30% refund, we are requesting to remove the following buses from the School Property list:

Kings Valley Bus 71, 2004 Thomas Saf-T-Liner, Vin 1T88R4C2241141907

Kings Valley Bus 56, 2004 Blue Bird All American, Vin 1BABHCXA9YF217111

Alsea Bus 6, 2004 Thomas Freightliner, Vin 4UZAAXCS94CL84514

Once Board approved, we will transport the busES to the recycle center in Eugene. We will then have the appropriate documents and proof of destruction to submit to DEQ.
Thank you

resent 6/1/22 Original Scanned to Brynn, Nancy, Cheryl 5/18/22 3:20

l Doe, Special Education Director

301 S 3rd St
Alsea, OR 97324
Office: 541 487-4305
Fax: 541 487-4089
Cell: 541-714-3505
Email: cheryl.doe@alsea.or.us
www.alsea.k12.or.us

MEMO

Date: 5/18/2022

To: Sean Gallagher

From: Cheryl Doe

Re: Approval of DeSalvo contract for psych-ed evaluations for sped

Okay for board approval
5/18/22

It is time to approve the annual contract for DeSalvo psychological services for the 22-23 school year. This is the contract that allows us to assess all special education students for their initial and 3 year individual education plan reviews. The school psychologists provide online and in person assessments of our students, provide us with a comprehensive written report and attendance the IEP meetings to interpret the results as required by law. Can you please have the board approve the attached contract and sign and return it to me to return to DeSalvo to secure these services?

Thank you,

Cheryl Doe

Barbara S. DeSalvo, Inc.

Evaluation Specialists

Serving Students and Those Concerned With Their Achievement.
Corporate Office:
800 Compton Road • Suite 18 • Cincinnati, Ohio 45231-3849
(513) 729-2111 • (800) 809-3949 • Fax (513) 729-2109
email: barbara.smith@bsdesalvoinc.com

EVALUATION CONTRACT

Provided by Barbara S. DeSalvo, Inc.

2022-2023 School Year
(July 1, 2022- June 30, 2023)

Responsibilities:

Barbara S. DeSalvo, Inc. (the Company):

1. Test students who have been identified by their teachers or other school personnel.
2. Provide written report of test results and implications.
3. Provide participation by a licensed psychologist in phone conferences, if requested, to address any or all of the following requests:
   a. Discuss student assessment needs prior to testing.
   b. Present test results to staff prior to IEP meetings.
   c. Participate in IEP meetings.
   d. Address Staff questions or needs.

School:

1. Secure parental permission prior to any testing of a specific student and email or fax a copy of the signed permission form to the Company prior to scheduling.
2. Email or fax a list of tests to be administered by the Company for each student.
3. Create student IEP's in planning appropriate instruction.
4. Act as Case Manager for each student served.

Time Agreements:

The Company will provide evaluations for students in a timely manner. We are aware of the importance of providing these services quickly and will make every effort to insure that testing be completed as soon as possible.

Intellectual Property Agreement:
The Company retains all rights to any materials created or distributed by the Company to the School pursuant to this agreement (the "intellectual Property"). The Company hereby grants to the School a non-exclusive license to use, reproduce, distribute or create derivative works from the Intellectual Property solely for its internal use and in connection with correspondence with guardians, parents and/or caregivers of the student or as otherwise required by law.

Financial Arrangements:
The Company will provide appropriate testing services for students identified by the teachers or other school personnel. The assessment areas will be identified by the School and indicated on the Tests Requested Form.

The investment for the assessment will be based on the fee schedule as it appears in Appendix 1 of this Contract.

The School will be invoiced at the end of the month for each student whose completed report has been sent to the school during that month. Payment will be due on or before the fifteenth of the following month.

The Company reserves the right to suspend service if the School fails to make payment in a timely manner. Services will be resumed at the time the payment is received.

Services to be Delivered:
1. Provide appropriate evaluation services for students suspected of having difficulties that interfere with learning or are believed to have exceptional abilities.
2. Provide all testing materials.
3. Provide written reports documenting test results and implications.
4. Participate in phone conferences, as requested.

Compliance with FERPA:
Because the Family Educational Rights and Privacy Act ("FERPA") imposes certain obligations upon the Company and the School with respect to the confidentiality of student information, the School will represent and warrant that the information provided to the Company is in compliance with FERPA.

Independent Contractor Status:
The Company is not an employee of the School and does not have employee status or obligations. In addition, it is understood that the School will not seek to hire psychologists who provide services as a result of this contract except through the Company.

APPENDIX 1
BARBARA S. DESALVO, INC.
FEE SCHEDULE FOR
ALSEA SCHOOL DISTRICT

TESTS	FEES
WIAT or Woodcock-Johnson Tests of Achievement	$450.00
WISC, WAIS, or WPPSI	$450.00
TONI	$140.00
BASC - Parent and/or Teacher	$200.00 each
Adaptive Behavior Assessment System II or Vineland - Parent and/or Teacher	$200.00 each
Conners - Parent and/or Teacher	$ 100.00 each
Berry-Buktenica VMI	$ 75.00
CARS, GARS, ASRS, or GAD	$ 100.00

ADDITIONAL SERVICES	FEE
Information provided by the parent or guardian regarding the student being tested	$ 75.00
Student Records Review	$200.00

PHONE CONFERENCE	FEE
Phone conference with psychologist	$ 75.00/15 min.
Schools will be charged for the 15-minute time block(s) scheduled, even if the psychologist's service is limited to less than the time scheduled or if the psychologist's service is not utilized during that time. This service can be cancelled, without charge, if the cancellation is received no later than 4:00 PM EST on the day prior to the scheduled date. If the psychologist's service is required beyond the time block reserved, and he/she is available, the school will be charged for any additional block(s) of time for consultation service utilized.	

MILEAGE/NO SHOW	FEE
Schools will be charged mileage expenses at the federal mileage reimbursement rate for round trips of 10 miles or more.	
No show	$100 + Mileage per student.

VIRTUAL TESTING	FEE
Mailing Testing Materials for Virtual Testing	$15.00 per student

Advisory Capacity:
The Company will not make decisions for the School. Our team will provide suggestions based on our professional experience.

Client Responsibility for Implementations and Results:
The implementation of any recommendations, based on test results, lies with the administration and staff of the School.

	6/1/22		5/18/22
Sean Gallagher, Superintendent Alsea School District	Date	Barbara Smith, President Barbara S. DeSalvo, Inc.	Date

Nancy Hall, Interim Business Manger
301 S 3rd St
PO BOX B
Alsea, OR 97324
Office: 541 487-4305
www.alsea.k12.or.us

MEMO

Date: May 20, 2022

To: Sean Gallagher

From: Nancy Hall, Interim Business Manager

Re: Plan of Action for 2021 Annual Filing

ok for board approval
5/24/22

The Summary of Revenues and Expenditures submitted by Accuity, LLC to the Oregon Secretary of State – Audits Division – note three significant deficiencies and material weaknesses. Those were listed in the separate Letter to the Board from Accuity (copy attached.) These deficiencies require a plan of action be adopted by the governing body. I hereby propose the following plan of action be adopted at the regular board meeting on June 9, 2022:

1. Unrecorded Lease Purchase: The auditors noted that the District did not record the purchase expense of a new bus or the related financing income. This was corrected at the time of the audit when the auditors proposed a journal entry to do just that, which was posted, and therefore the purchase expense and related financing income were already reflected in the financial statements of the District. No correction needed.

2. Organizational Structure: The auditors noted that the size of the District's accounting and administrative staff precludes certain internal controls for segregation of duties. The Board of Directors should therefore remain involved in the financial affairs of the District. This is corrected by presentation of the monthly board financial reports and the review of each at every board meeting.

3. Preparation of Financial Statements: The auditors noted that the District lacks personnel to prepare financial statements. During the 2020-2021 year the District contracted with LBL ESD to provide financial services because of the continued absence of the Business Manager due to illness. The District has since contracted with the Oregon Association of School Business Officials for an Interim Business Manager until a permanent replacement can be found.

December 23, 2021

Board of Directors
Alsea School District
Alsea, Oregon 97324

In planning and performing our audit of the financial statements of the governmental activities and each major fund of Alsea School District as of and for the year ended June 30, 2021, in accordance with auditing standards generally accepted in the United States of America, we considered Alsea School District's internal control over financial reporting (internal control) as a basis for designing our auditing procedures for the purpose of expressing our opinions on the financial statements, but not for the purpose of expressing an opinion on the effectiveness of the District's internal control. Accordingly, we do not express an opinion on the effectiveness of the District's internal control.

Our consideration of internal control was for the limited purpose described in the preceding paragraph and was not designed to identify all deficiencies in internal control that might be significant deficiencies or material weaknesses and, therefore, there can be no assurance that all such deficiencies have been identified. In addition, because of inherent limitations in internal control, including the possibility of management override of controls, misstatements due to error or fraud may occur and not be detected by such controls. However, as discussed below, we identified certain deficiencies in internal control that we consider to be significant deficiencies.

A deficiency in internal control exists when the design or operation of a control does not allow management or employees, in the normal course of performing their assigned functions, to prevent or detect and correct misstatements on a timely basis. A *material weakness* is a deficiency, or combination of deficiencies, in internal control, such that there is a reasonable possibility that a material misstatement of the entity's financial statements will not be prevented or detected and corrected on a timely basis. We identified the following deficiencies in the District's internal control that we consider to be material weaknesses:

Unrecorded Lease Purchase

During our audit, we noted that the District did not record the purchase expense of a new school bus or the related financing income, which lead to material understatement of revenues and expenditures. We recommend that all financing transactions be recorded in the general ledger.

A *significant deficiency* is a deficiency, or a combination of deficiencies, in internal control that is less severe than a material weakness, yet important enough to merit attention by those charged with governance. We consider the following deficiencies in the District's internal control to be significant deficiencies:

436 1st Avenue W • PO Box 1072 • Albany, Oregon 97321
(541) 223-5555 • www.accuitycpas.com • Fax (541) 730-4420

Organizational Structure

The size of the District's accounting and administrative staff precludes certain internal controls that would be preferred if the office staff were large enough to provide optimum segregation of duties. Due to the limited number of staff, many critical accounting duties have been combined. The situation dictates that the Board of Directors remains involved in the financial affairs of the District to provide oversight and independent review functions.

Preparation of Financial Statement in Accordance with Accounting Principles Generally Accepted in the United States of America

Currently, District employees appear to be fulfilling accounting and reporting duties as assigned; however, the District lacks personnel with the ability to prepare financial statements in accordance with accounting principles generally accepted in the United States of America. Due to the size of the District, this control deficiency will most likely remain in subsequent years. The State of Oregon has adopted statutes that mitigate the identified deficiency by requiring municipal auditing firms to assist with and/or prepare financial statements for audit clients in accordance with accounting principles generally accepted in the United States of America.

During our audit, we became aware of the following deficiencies in internal control, other than significant deficiencies or material weaknesses, that are opportunities to strengthen internal controls and operating efficiencies.

Support for Cash Disbursements

During our audit, we noted an instance of an amount paid from a sales order rather than an invoice, and multiple disbursements made without any form of documentation. Not only for audit purposes, but in order to provide adequate disbursement documentation, a copy of the invoice containing a description of the purchase should be retained for each disbursement. We recommend that this practice be initiated as soon as possible.

Grant Revenue and Receivables

During our audit, we noted a grant receivable was recorded in the incorrect fund, which lead to the overstatement of grant receivables in one fund and the understatement of grant receivables in the other fund. We recommend that the District strengthen review procedures for all revenues and receivables recorded in the general ledger in order to mitigate future reoccurrences.

This communication is intended solely for the information and use of management, the board of directors, and others within the District, and is not intended to be, and should not be used by anyone other than these specified parties.

Very truly yours,

Accuity, LLC

Accuity, LLC

OREGON SOS
OREGON AUDITS DIVISION

Shemia Fagan Secretary of State
Cheryl Myers Deputy Secretary of State, Tribal Liaison
Kip Memmott Audits Director

REC
MAY 17 2022
By: .....

May 10, 2022

Board of Directors
Alsea School District 7J
PO Box B
Alsea, Oregon 97324

When significant deficiencies, material weaknesses and recommendations for improvements have been reported by auditors in association with a financial statement audit, the governing body of the municipality is required to file a plan of action with the Secretary of State within 30 days of delivery of the report by the independent auditor (ORS 297.466). Material weaknesses and significant deficiencies are typically communicated in a separate letter to management or in a report issued in accordance with Government Auditing Standards.

The Summary of Revenues and Expenditures filed for the Alsea School District 7J's 2021 annual filing noted that one or more deficiencies were reported. However, we have not received a copy of the plan of action as adopted by the governing body, as required.

Please file a copy of the 2021 plan of action with our office as soon as possible by emailing Municipalfilings.SOS@sos.oregon.gov. We appreciate your efforts in fulfilling the reporting requirements of Municipal Audit Law. If you have any questions or concerns, please call me at (971) 283-0031.

Regards,

Amy John, CPA
Audit Manager

255 Capitol St. NE Suite 500
Salem OR 97310

(503) 986-2255
sos.oregon.gov/audits

District Administration Office
Mr. Sean Gallagher – Acting Superintendent
301 S 3rd St
Alsea, OR 97324
Office: 541 487-4305
Fax: 541 487-4089
Cell: 541 417-0326
Email: sean.gallagher@alsea.k12.or.us
www.alsea.k12.or.us

MEMO

Date: 6/3/2022

To: Board of Directors

From: Sean Gallagher – Acting Superintendent

Re: Juneteenth Holiday

The State of Oregon has declared Monday June 20, 2022 as a state holiday honoring the freedom of enslaved people in the United States (see attached handout). In accordance with state law and comparing with other school districts, I would recommend that the district closes on Jun 20, 2022. This will be an unpaid holiday for all district contracts <260 days, but a paid holiday for all 260 days contracts. I recommend that the board approves this proposal.

OREGON SENATE DEMOCRATS
Salem Oregon
Oregon State Legislature

PRESS RELEASE

June 1, 2021
CONTACT: Amanda Kraus, 503-986-1074
Amanda.Kraus@oregonlegislature.gov

Oregon Senate Approves Juneteenth as Official State Holiday

SALEM – Today, the Oregon Senate passed House Bill 2168, a bill to make Juneteenth an official state holiday every June 19 beginning in 2022. This holiday will serve to honor the freedom of enslaved people in the United States, acknowledge Oregon's racist roots, and celebrate the contributions of Black Americans in the face of inequity and systemic oppression.

"The Emancipation Proclamation news arrived in waves to the enslaved Black women and men of my family," said Senator Lew Frederick (D-N/NE Portland) who carried House Bill 2168. "Family stories say, 'joy was the first emotion, and next skepticism'."

"However, hope stood at the center of a possible future for my family and so many families," added Senator Frederick. "That hope continues to this day. So does the skepticism. The two can dance together, and in that dance, we can progress, and we can amplify hope."

On June 19, 1865 Union General Gordon Granger rode into Galveston, Texas and issued General Order Number 3, which required the immediate freedom of more than 250,000 enslaved African Americans in Texas. Union troops marched throughout Galveston to spread the word that all slaves were free. Juneteenth is also known as Emancipation Day, Jubilee Day and Freedom Day.

In Oregon, the Peoples family are well known for their efforts to ensure Juneteenth is observed. "Miss Clara Peoples is foundational to Oregon, her family is the reason we have unofficially observed this holiday and the Peoples have remained central in framing the expectation of a more equitable tomorrow," said Senator Frederick.

"Juneteenth is not the date all slaves were freed. Juneteenth is not the date that Black Americans, or Black Oregonians, were guaranteed comfort, relief or safety," said Senator Frederick. "Also, Juneteenth was a step forward and a marker of hope, one we must continue to build upon. This official holiday will recognize that the people of Oregon, despite our past, can take the veil of ignorance away, and each year choose to have hope – on Juneteenth and every day thereafter."

"With House Bill 2168, we can learn from another time. We can change the future now, in real time. We can work towards equality – even without a declaration or official holiday. We must. Celebrating Juneteenth will help each of us remember all that we can and must do to ensure a more just future," concluded Senator Frederick.

House Bill 2168 passed the Oregon Senate unanimously, it now goes to the House or Representatives for concurrence.

###

District Administration Office
Mr. Sean Gallagher – Acting Superintendent
301 S 3rd St
Alsea, OR 97324
Office: 541 487-4305
Fax: 541 487-4089
Cell: 541 417-0326
Email: sean.gallagher@alsea.k12.or.us
www.alsea.k12.or.us

MEMO

Date: 6/3/2022

To: Board of Directors

From: Sean Gallagher – Acting Superintendent

Re: WLA Transportation Contract

After meeting with Willamette Leadership Academy (WLA) staff and revisiting the transportation agreement with WLA, we discovered that a three year contract was signed October 14, 2021 by both parties, but was never board approved. I am recommending that the board approves the attached contract to honor the agreement that has already been signed. Carmin Martin – Transportation Director is also in favor of this approval.

TRANSPORTATION SERVICES AGREEMENT

DATED: July 1, 2021

PARTIES: Alsea School District (ASD)

AND: Willamette Leadership Academy (WLA)

1. **Term.** The term of this Agreement shall begin on the date set forth above and shall expire on July 30, 2024, unless otherwise extended or terminated under Section 8.

2. **Description of Services to be Provided.** The ASD will provide school bus transportation to the Willamette Leadership Academy. The routes to be provided are:
    1. Green Route
    2. Orange Route
    3. Red Route
    4. Blue Route
    5. Purple Route
    6. Yellow Route

3. **Amount of Contract; Payments.** The payments for each school year shall be made in 10 payments starting in September and ending in June.

The ASD will pay all invoices and the WLA will reimburse all applicable operation and administrative costs related to transportation costs provided by the ASD. Any non-reimbursed expense will be paid by the WLA at cost.

4. **Compliance with Laws; Licenses.** The parties shall obey all laws relating to school bus transportation. As required by the Oregon Department of Education, ASD is required to show title ownership of all vehicles in the service fleet. WLA agrees to sign over Title ownership for all agreed upon vehicles.

5. **Independent Contractor Status; Right to Delegate.** In performing the Services, ASD is an independent contractor and School District, and ASD will take or forbear from taking all such action as may be necessary or appropriate to establish and maintain its status as an independent contractor and School District. As an independent contractor, ASD shall accept any directions issued by the WLA, but ASD shall be solely responsible for the manner and working hours in which it shall perform the Services. Neither party (nor any of its employees or subcontractors) shall be deemed an agent, partner, joint venture, or related entity of the other party by reason of this Agreement.

6. **Services to Other Charter Schools; No Conflicting Interests.** ASD's obligations to perform the Services for WLA shall not be exclusive, and ASD shall, at all times, be free to perform the same or similar Services for others. ASD is not a party to any existing or proposed agreements that may adversely affect

ASD's ability to render the Services and shall not enter into any such agreement before the Services have been completed.

7. **Confidential Information; Work Product.** ASD shall use its best efforts to keep confidential any information about WLA that is intended by WLA not to be disclosed, and ASD shall not disclose such information to any party for any reason unless WLA has authorized the disclosure. This does not include information that (i) is now or becomes generally known or available to ASD or to the public by some means other than an act by or failure to act by ASD; (ii) is given by any third party to ASD without restriction or disclosure; (iii) is known by ASD before entering into this Agreement. All work product created by ASD in performing the Services shall be the joint property of WLA and ASD.

8. **Termination and Extension.** This Agreement may be terminated before the expiration date stated in Section 1 (i) by mutual consent of the parties, or (ii) by either party for any reason upon sixty (60) days written notice to the other party. Upon termination, ASD will give WLA its final bill for Services rendered up to the date of termination, and WLA will pay such bill as quickly as possible; WLA will have no obligation to ASD under Section 3 beyond the value of Services to the date of termination. ASD's obligation under Section 7 to keep information confidential shall continue in effect even after termination; however, such confidentiality obligation shall not apply to information that ASD obtains after termination. Except as provided in this Section, termination shall not affect any right, liability (including payment for Services rendered), or obligation of either party that accrued before the effective date of termination, but neither party shall have any further rights or obligations arising after the effective date of termination (or the expiration under Section 1).

This Agreement may be extended beyond the expiration date stated in Section 1 by mutual consent of the parties. Any extension to this Agreement shall be documented by an amendment to this Agreement that includes the revised expiration date and either a revised scope of services or a justification for the contract extension. The amendment must be signed and dated by both parties.

If the agreement is terminated for any reason, ASD will transfer title and all ownership to the Willamette Leadership Academy for any buses or other assets purchased for the purpose of providing transportation services to WLA. The WLA will be responsible for the remaining lease or loans. WLA will also reimburse ASD for the difference between loan/ lease payments made and depreciation received through the state at the time termination.

9. **General Provisions.**

9.1. **Notices.** All notices required or permitted to be given under this Agreement shall be in writing and shall be given by one of these three methods:

1. By certified or registered mail, postage paid with return receipt requested (deemed delivered two days after mailing, if properly addressed).
2. By private courier, prepaid (deemed delivered on the date that the courier warrants that delivery will occur).
3. Personally (deemed effective when delivered).

Unless a party changes its address by giving notice to the other party as provided herein, notices shall be delivered to the parties at the address set forth on the signature page of this Agreement.

9.2. Integration; Amendments; No Waiver. This Agreement constitutes the entire agreement of the parties relating to the Services. There are no promises, understandings, terms, conditions, obligations, or warranties other than those contained in this Agreement. This Agreement supersedes all prior communications, negotiations, representations, drafts, or agreements, oral or written, between the parties relating to the subject matter of this Agreement. This Agreement may not be amended except in writing executed by both parties. No provision of this Agreement shall be deemed to have been waived unless such waiver is in writing signed by the waiving party.

9.3. Severability. Any provision of this Agreement that is deemed invalid or unenforceable by a court of law shall be ineffective to the extent of such invalidity or unenforceability, without rendering invalid or unenforceable the remaining provisions of this Agreement.

9.4. Assignment; Binding Effect; No Rights of Third Parties. ASD shall not assign or otherwise transfer its rights or obligations under this Agreement without the prior written consent of WLA, and any such attempted assignment or transfer shall be void. This Agreement shall be binding upon and inure to the benefit of the parties and their successors and approved assigns, if any. This Agreement does not create any rights in third parties (including the 509J Philomath School District) who may be affected by ASD' s performance of the Services.

10.5. Governing Law. This Agreement shall be governed by the laws of the State of Oregon.

10.6. Dispute Resolution.
In the event a dispute shall arise between the parties to this Agreement, the parties agree to participate in at least four hours of mediation. The parties agree to share equally in the costs of the mediation. Should the mediation fail and further action (or arbitration) arising out of or related to this Agreement is brought by either party, the prevailing party shall be entitled to recover from the losing party the costs and reasonable attorney fees it has incurred, including those incurred in arbitration, at trial, and in any appeal and review.

EXECUTED this 14th day of October, 2021.

Alsea School District

By: _____

Title: Superintendent

Marc Thielman
Address for notice purposes:
Alsea School District
PO Box B
Alsea, OR 97324

Willamette Leadership Academy

By: _____

Title: Executive Dir.

Address for notice purposes:
Willamette Leadership Academy
34020 B St.
Eugene OR. 97405

APPENDIX A - OPERATING AGREEMENTS

To ensure efficient execution of this lease agreement the Alsea School District and Willamette Leadership Academy will abide by the following processes.

KEY CONTACTS

Name	Title	School	Note
Roberta Howard	Director	Willamette Leadership Academy	
	Transportation Supervisor	Willamette Leadership Academy	
		Willamette Leadership Academy	Payroll
Sheryl Moss	WLA Business Manager	Willamette Leadership Academy	Accounts Payable
Marc Thielman	ASD Superintendent	Alsea School District	
Carmen Martin	ASD Transportation Supervisor	Alsea School District	Mileage/ transportation reports/ training
Katie Sapp	ASD Deputy Clerk	Alsea School District	Payroll/ Accounts Payable

FINANCIAL PROCESS

Alsea School District will include bussing expenses in their overall transportation program and received payment for these services with their State School Fund Payment July-May of each year.

WLA will follow the schedule below to invoice ASD for the previous quarter's expenses to ensure that all transportation expenses are paid in a timely manner.

- ☐ July – September expenses due to Alsea by October 31st.
- ☐ October – December expenses due to Alsea by January 31st.
- ☐ January – March expenses due to Alsea by April 30th.
- ☐ April and May expenses due to Alsea by June 12th.
- ☐ June expenses due to Alsea by July 21st.

NOTE: All documentation will be reviewed for accuracy before submission to ASD. The documentation packet will include: an invoice to ASD, excel file with QuickBooks export of invoiced costs, all documentation [scanned in a single document] pertaining to reimbursement request.

WLA will reimburse ASD for 10% of the total transportation costs accumulated by the ASD to ensure that all expenses incurred by the ASD are covered. In addition to the 10% that is not reimbursed, WLA will pay an Administrative Fee of 4.5% each school year. If the reimbursement rate from ODE changes, WLA will be responsible for the percentage of transportation costs not reimbursed by the state. Alsea will invoice WLA for these expenses.

PERSONNEL

All drivers who provide services for WLA routes/ and trips are employees of the Alsea School District. As such, they are subject to regulations; Alsea School District Board Policies, the Alsea School District Classified Master Agreement, Alsea School District Employee Handbook and any other operating guidelines.

New Hire – all new employees must be fingerprinted prior to beginning work. Fingerprint information can be obtained through the ASD Business Office.

Copies of employment applications should be provided to ASD with the approval for hire to the ASD prior the fingerprint requests. All WLA drivers are ASD employees and as such must be officially hired by the Alsea School Board in open session at a regularly scheduled meeting. WLA will let ASD know if the drivers will be route drivers or substitutes at this time and facilitate the completion of all other hiring paperwork for the new driver.

Payroll – Willamette Leadership Academy will provide the Alsea School District Deputy Clerk the following items by September 9th to ensure that September payroll processes smoothly:

- ☐ a list of all drivers [subs and route],
- ☐ anticipated bus routes with total hours per day and who is assigned to them,
- ☐ all hiring paperwork for new drivers,
- ☐ and, who the WLA contact will be for payroll this year.

Pay periods include the 16th of the month through the 15th of the next month. Signed monthly timesheets and leave slips will **be scanned and emailed** to the Deputy Clerk by the following dates:

Pay Period	Dates Covered	Timesheets due to ASD	Pay day
3	August 16th – September 15th	September 16th – **End of day**	9/25
4	September 16th – October 15th	October 16th – **End of day**	10/25
5	October 16th – November 15th	November 18th – **9 AM**	11/25
6	November 16th – December 15th	December 16th – **9 AM**	12/22
7	December 16th – January 15th	January 16th – **End of day**	1/24
8	January 16th – February 15th	February 18th – **9 AM**	2/25
9	February 16th – March 15th	March 16th – **End of day**	3/25
10	March 16th – April 15th	April 16th – **End of day**	4/24
11	April 16th – May 15th	May 18th – **9 AM**	5/22
12	May 16th – June 15th	June 16th – **End of day**	6/25

NOTE: Please use timesheet and leave slips as provided by the Alsea School District. [Appendix B & C] ***Each entry needs to have a clock in and clock out time and clearly indicate if driving a regular route, field trip, training attendance or athletic trip.***

TRANSPORTATION MANAGEMENT

Alsea School District will submit reports to ODE for all transportation. It is expected that WLA provides the Alsea School District Transportation Manager all needed information in a timely manner.

Willamette Leadership Academy will provide ASD Transportation Manager with all file records for all drivers including: DMV records, training logs, physical results, and all pertinent driving materials.

APPENDIX B – TIMESHEET

ALSEA SCHOOL DISTRICT
KVCS TRANSPORTATION TIME SHEET

Alsea School District 7J
301 South 3rd Street
Alsea, OR 97324
541.487.4305
www.alsea.k12.or.us

EMPLOYEE: _____

MONTH: _____ PROGRAM: _____

DATE	ROUTE/ FIELD TRIP/ TRAINING/ ATHLETICS	TIME IN	TIME OUT	TOTAL HOURS	LEAVE USED (hours & type)
			TOTAL HOURS:		

Employee signature: _____ Date _____

Supervisor signature: _____ Date: _____

Updated 7/19

APPENDIX C – LEAVE SLIP

Classified Leave Request

Name:_____Date:_____

Position/Title:_____

Leave Type (circle one): SICK PERSONAL

Substitute Required: YES NO

Date Requested for Leave:_____

Amount of Time Using (MUST be in hours and minutes)_____

Reason for Leave Request:_____

EMPLOYEE SIGNATURE:_____

Supervisor: _____Approved _____Denied

SUPERVISOR SIGNATURE:_____

Secretary: Substitute Arranged_____

Sub's Name:_____

Alsea School District

2022 – 2023

Approved Budget

301 S 3RD ST
ALSEA OR 97324
541.487.4305
alsea.k12.or.us

ALSEA SCHOOL DISTRICT 7J

PO Box B Alsea, Oregon 97324
541.487.4305 Fax 541.487.4089

Budget Committee Members
Fiscal Year 2022-2023

School Board Members	Term End
Linda Montanez (Chair)	6 30 2023
Risteen Follett (Vice Chair)	6 30 2025
Debra Lindberg	6 30 2025
Vacant	6 30 2023
Vacant	6 30 2023

Budget Committee Members	Term End
Sara Cash	2023
Kimberly Lanning	2024
Terry Lundford	2023
Joni Olsen	2024
Kenny Vogler	2024

TABLE OF CONTENTS

INTRODUCTORY SECTION
Budget Committee Members
Budget Message
Budget Calendar
Required Publications
The Budget At A Glance
General Fund Rev/Exp Summary
General Fund Resources
General Fund by Function
General Fund by Object

FINANCIAL SECTION
GENERAL FUND
Fund 100 Revenue
1111 Elementary Instruction
1113 Elementary Extracurricular
1121 Middle School Programs
1122 Middle School Extracurricular
1131 High School Programs
1132 High School Extracurricular
1140 Pre-K Programs
1210 Programs for Talented & Gift
1250 Less Restrictive Programs
1280 Alternative Education
1288 Charter Schools
1291 ESL
2113 Social Work Services
2114 Student Accounting
2120 Guidance Services
2140 Psychological Services
2152 Speech & Audiology
2160 Other Student Treatment Services
2190 Direction, Student Support
2222 Library/Media Center
2240 Instructional Staff Development
2310 Board of Education
2321 Executive Administration
2410 Office of Principal
2520 Fiscal Services
2540 Operation & Maintenance
2544 Maintenance
2550 Student Transportation
2558 SPED Transportation
2572 Purchasing Services
2660 Technology
5110 Debt Service
5200 Transfer of Funds
6110 Contingency
7000 Unappropriated End Fund Balance

SPECIAL REVENUE FUNDS
Special Revenue Funds Resources
Special Revenue Funds Requirements

DEBT SERVICE FUNDS
Fund 310 Bond Fund

CAPITAL PROJECTS
Fund 400 Capital Projects Fund
Fund 410 Bond Fund
Fund 420 OSCIM Fund

District Budget Message 2022-23

This budget message is generated in accordance with ORS 294.401 and is submitted to the Alsea School District budget committee and Board of Directors to highlight overall points of interest in the proposed 2022-23 budget.

District Mission Statement:

"Alsea School and community share responsibility for creating a safe learning environment where performance and behavior reflect high expectations"

This budget is built upon the above mission statement. The district has conducted a lot of restructuring since I joined as Acting Superintendent in March of the 2022 school year. Budget development is essential to accurately portray and capture a moment in time the district's best predicted expenditures for the 2022-23 school year. Acting Business Manager Nancy Hall has been restructuring the budget to accurately reflect where the revenues and expenditures truly lie. The 2021-22 budget expenditures have been seriously misplaced into areas where expenditures don't belong. This makes it difficult to accurately predict where expenditures need to exist for the 2022-23 budget development process. The 2022-23 submitted budget is approximately $12.9 million, ~$3 million more than the current 2021-22 budget and is a balanced budget.

Highlights:

- May 2022 adjustment for 2020-2021 is approximately $800,000. This is much more than the district had anticipated. The State of Oregon issued a total of 9 different 2020-21 funding estimates this year, an unheard of amount of adjustments that leaves school districts guessing what funding payments will actually look like. This amount is heavily inflated for ASD due to the district's failure to accurately estimate Average Daily Membership (ADM) figures for 2020-21, these were grossly under estimated, thus the state kept ~$800K of valuable school support funds rather than our district being able to use these dollars until now. We are currently looking into other grant funding streams that are based upon ADM that we are fearful the district was underfunded based upon low ADM predictions.
- Despite the extremely high May adjustment, the beginning fund balance for the 2021-22 school year was ~$2 million which is right in the recommended zone of 5-15%. The ending fund balance for 2021-22 will be approximately $1.5 million, meaning that the district has overspent its budget by $1.3 million ($500K+$800K). This fund bleed is not sustainable and must be curbed.
- The 2022-23 district budget is starting to reflect cutting back of expenditures. The Board of Directors recently voted to refocus programming on two priorities:
    - Brick and Mortar
    - Learn At Home Oregon (LAHO)

All related staffing and contracts for the programs which are no longer supported have been eliminated from the 2022-23 budget. These programs include: Alsea Options, Bear Creek Elementary, Greenways, and Corvallis Farm School.

- All existing contracts with outside organizations are being evaluated, renegotiated to protect the district, and in some cases cancelled (i.e. $500K contract with Synergistic).
- The district will soon be participating in a Human Resources (HR) reset project by hiring HR consultants through the Confederation of Oregon School Administrators (COSA). The project will ensure that the district is issuing labor contracts, creating accurate job descriptions that match the jobs assigned, creating a revised faculty handbook, and ensuring salaries are balanced and equitable. Labor costs makeup the majority of any school district budget, it is important that the district maintains competitive and balanced salary schedules. This project will give the district a much more accurate depiction of labor costs once completed which will influence the 2022-23 budget expenditures.

The process of developing the 2022-23 budget was very inclusive to ensure multiple eyes are looking at predicted expenses. From the reaction of included staff, this process has not been used before or at least for a very long time. The value of including multiple staff in the budget process ensures that staff have the resources they need to effectively conduct business, and are held accountable for future expenditures. The district will be training staff on an expenditure approval process that includes checks and balances using the Infinite Visions (IV) financial software package. This will help considerably to avoid overspending of budgets for the 2022-23 school year.

The 2022-23 budget does include some staffing improvements such as hiring a K-12 Counselor, moving to a K-12 Principal and K-12 Athletic Director / Vice Principal, and a Public Information Officer (PIO) on a personal services contract (as needed) to help influence public perception of ASD. There are wonderful accommplishments occurring in ASD, these need to be highlighted. The overall admin restructure is not an added expense since it simply reshuffles the elementary and secondary principal positions.

The district has re-established a strong working relationship with LBL ESD staff and programs who provide services through the state school fund for all regional districts to utilize. The ESD provides access to programs in technology, special education, specialists, etc… that ASD otherwise would not be able to afford. By working with LBL ESD, it provides less reliance on budgeting for certain items when these services are already provided through the basic school support already being sent from the state to LBL ESD on the behalf of ASD.

I want to impress upon the budget committee and board of directors that the district is resetting processes and focusing on proper checks and balances to ensure that valuable district dollars are being budgeted and spent appropriately. Staff are responding well to these efforts; it will simply take some time to accomplish. I am glad we have a balanced budget to present to the district for the 2022-23 school year. I know that next year's budget build will be even better.

Sincerely,

Sean Gallagher – Acting Superintendent

ALSEA SCHOOL DISTRICT 7J

PO Box B Alsea, Oregon 97324
541.487.4305 Fax 541.487.4089

2022-2023 ADOPTED BUDGET CALENDAR

January 13, 2022	*	Approval of 2022-2023 Budget Calendar
February 10, 2022	*	Board fills by Appointment any Budget Committee Vacancies
February 25, 2022	*	Staff Budget Requests Due
April 29, 2022	*	Publish Notice of Budget Committee Meeting (5-30 days prior to Budget Meeting) (also publish on website for 10 days prior to meeting)
May 12, 2022	*	Early Release of Budget Document (7 days prior to Budget Meeting)
May 19, 2022	*	Budget Committee Meeting/Budget Approval (Dinner at 5:30 p.m., Meeting at 6:00 p.m.)
May 26, 2022	*	Publish Budget Summary (5 – 30 days prior to Budget Hearing)
June 8, 2022	*	Public Hearing on Budget Adopt Budget, Levy Taxes, Make Appropriations (No later than June 30, 2022)
July 1, 2022 (No later than July 15, 2022)	*	Levy Certified To Assessor

*** Proof of Publication ***

State of Oregon
ss)
County of Linn and Benton

RECEIVED
MAY 09 2022
By: .....

ALSEA SCHOOL DISTRICT 7J

PO BOX B
ALSEA, OR 97324

ORDER NUMBER 144671

I, Mary Kay Wiens, being first duly sworn depose and say, that I am the Legal Clerk of the Albany Democrat-Herald & Corvallis Gazette-Times, newspapers of general circulation, as defined by section 193.010 O.R.S., published at 600 Lyon St. SW, Albany, OR, in the aforesaid county and state; that a copy is hereto Annexed, was published in the entire issue of said newspaper.

NOTICE OF BUDGET COMMITTEE MEETING

A public meeting of the Budget Committee of the Alsea School District 7J, Benton County, State of Oregon, to discuss the budget for the fiscal year July 1, 2022 to June 30, 2023, will be held at the Alsea School District Library, 301 South 3rd Street, Alsea, Oregon. The meeting will take place on May 19, 2022 at 6:00 p.m.

The purpose of the meeting is to receive the budget message and to receive comment from the public on the budget. This is a public meeting where deliberation of the Budget Committee will take place. Any person may appear at the meeting and discuss the proposed programs with the Budget Committee. * Please visit the Alsea School District website at www.alsea.k12.or.us to view updated information regarding virtual attendance. A copy of the budget document may be inspected or obtained on or after May 12, 2022 at Alsea School District Office, 301 South 3rd Street, Alsea, Oregon, between the hours of 8:00 a.m. and 4:00 p.m.

#144671 PUBLISH: 4/29/2022

Section: Public Notices
Category: 990 Public Notice
PUBLISHED ON: 04/29/2022

TOTAL AD COST: 208.56
FILED ON: 5/2/2022

Mary Kay Wiens
Mary Kay Wiens
Legal Clerk

Cyndi Rae Sprinkel-Hart
Subscribed and sworn to before me on May 2, 2022
Cyndi Rae Sprinkel-Hart, Notary

OFFICIAL STAMP
CYNDI RAE SPRINKEL-HART
NOTARY PUBLIC - OREGON
COMMISSION NO. 1007491
MY COMMISSION EXPIRES JANUARY 06, 2025

The Budget At A Glance

Local Budget Law

Oregon's Local Budget Law is set forth in ORS 294.305 to 294.565 and sets the standard procedures for preparing, presenting, and using budgets. Citizen involvement is encouraged before the budget is formally adopted.

A budget is a financial plan for one fiscal year. It shows estimates of revenues and costs of items or services that the District wants to purchase in the coming year.

The budget authorizes the District to spend money and limits how much it can spend. The budget also justifies the levy of property taxes. The District must plan a balanced budget where resources equal expenditures. The District can't plan to purchase more items or services than it has money to pay for them.

The Budget Process

The budget process is broken down into four phases. Phase 1 the budget officer puts together a proposed budget. This takes months of time and involves both building and central office staff. The format of the proposed budget is designed by the Department of Revenue and includes a budget message prepared annually by the Superintendent. Once the proposed budget is given to the Budget Committee, citizens may obtain a copy by calling (541) 487-4305 or at the website www.alsea.k12.or.us
The Budget Committee is made up of all the current Board Members and an equal number of appointed electors. The Budget Committee's duties are: to receive the budget document; to hear the budget message; to hear and consider public comment; to discuss and revise the budget as needed; to approve the budget; and to approve the property taxes.

Phase 2 is when the Budget Committee approves the budget. The first Budget Committee meeting usually takes place in May. The Budget Committee reviews the proposed budget, listens to comments from citizens, and then approves the budget.

Phase 3 includes adopting the budget and certifying property taxes to the county assessor. This phase includes a special hearing of the School Board. Notice of the hearing and a summary of the budget are published in the local newspaper five to thirty days in advance of the hearing.

Phase 4 occurs when the District is operating under the adopted budget. Any changes to the adopted budget must be made before additional money is spent, or money is spent for a different purpose than described in the adopted budget. The School Board may adopt a supplemental budget at a regular meeting if expenditures in the supplemental budget are less than 10 percent of the annual budget fund being adjusted. If the expenditures are more than 10 percent, the School Board must first publish the supplemental budget and hold a special hearing.

Budget Funds

1. General Fund

The General Fund keeps track of expenditures needed to run the daily operations of the District. Property tax money raised through the permanent rate limit and State School Fund payments go into this fund.

2. Special Revenue Fund

These funds account for money that must be used for a specific purpose. They include Federal, State, and Local grants, as well as Food Service and School Activity Funds.

Most federal grants are received as part of the Elementary and Secondary Education Act (Title I through V). The allocations for these are not published until after the fiscal year starts so we budget slight

increases in each grant entitlement in order to have authority to spend what we receive.

Federal, State and Local grant funds include some "placeholders" for additional grants that may be received during the year. This gives us the authority to spend the funds if any new grants are approved.

The Food Service fund accounts for the resources and expenditures of the District's meal programs. Revenue sources include sales of meals, and subsidies under the National School Lunch Act.

School Activity Funds account for the District's individual school activity programs. The major sources of revenue are student participation fees, and fund raising activities.

3. Debt Service Fund
This fund records the repayment of general obligation bonds and general long-term debt, principal and interest.

The District has appropriated for the 2021 Bond.

4. Capital Project Fund
This fund records the revenues and expenditures used to build or acquire facilities such as land or buildings. Once the building is built or the land acquired, the fund is closed. Revenues usually come from the sale of general obligation bonds.

These funds include the Capital Projects, 2021 Bond Fund, and the Oregon School Capital Improvement Matching (OSCIM) Fund.

5. Enterprise Fund
This fund accounts for operations that are financed and operated in a manner similar to private business enterprises where the stated intent is that the costs (expenses, including depreciation and indirect costs) of providing goods or services to the students or general public on a continuing basis are financed or recovered primarily through user charges. The District has no Enterprise Fund.

6. Internal Service Fund
This fund accounts for the operation of district functions that provide goods or services to other district functions, other districts, or to other governmental units, on a cost-reimbursement basis. The District has no Internal Service Fund.

BUDGETING AND ACCOUNTING

The budget is developed to reflect Generally Accepted Accounting Principals (GAAP). As governmental funds, revenues and expenditures are budgeted and accounted for using the modified accrual basis of accounting. Under this basis, revenues are recognized when they become both measurable and available. Available is defined as collectible within the current period or soon enough thereafter to pay liabilities of the current period. Revenues subject to accrual include property taxes, grant revenue and charges for services. Property taxes are considered to be available if they are collected within 60 days after year-end.

Expenditures are recorded when the related fund liability is incurred. Principal and interest on long-term debt are recorded as fund liabilities when due.

Resources include a good faith estimate of beginning cash carried forward from the previous fiscal year.

ASSUMPTIONS FOR BUDGET PREPARATION

General Fund

Revenue and Resource Estimates
The General Fund budget is heavily dependent upon funding from the state. Historically, the largest source of revenue for public schools in Oregon has been local property taxes. In 1995, Measure 5

changed that dramatically by lowering the amount of property taxes schools could raise. In 1997, Measure 50 further limited local property taxes to schools. Measure 5 required the state legislature to offset lost property tax revenue with money from the state general fund, which is composed primarily of state income taxes. As a result, Oregon schools are increasingly supported by state, not local, dollars.

The 2022-23 budget is developed using the Legislative appropriated funding for schools at $9.296 billion for the 2021-2023 biennium.

As part of the Linn-Benton-Lincoln ESD Local Service Plan, the District receives resolution funds every year to be used on services provided by the ESD.

Expenditures and Commitments
Salaries, health insurance and other benefit increases will be budgeted for in accordance with contractual agreements.

Budget increases will be estimated for basic items expected to increase such as; utilities, leases, property and liability insurance, etc.

The District continues to "pick-up" the 6% employee contribution to PERS.

Contingency and Ending Fund Balance

Contingency is for expenditures which cannot be foreseen and planned in the budget process because of an occurrence of an unusual or extraordinary event. The budgeted amount is transferred by school board resolution to the proper expenditure code if used.

Unappropriated Ending Fund Balance is an estimate of funds needed to maintain operations from July 1 of the ensuing fiscal year and the time when sufficient new revenues become available.

Other Funds

Revenue and Resource Estimates
Federal Title programs include: Title I-A Improving Basic Programs; II-A Improving Teacher Quality; and X Education for Homeless. Other Federal programs include IDEA (Individuals with Disabilities in Education Act) and ESSER (Elementary and Secondary School Emergency Relief Fund). The amounts for these grants are typically not announced until the fall so they are assumed to be funded at slightly higher than current level. If these grants are not funded, or are funded for less, expenditures will not be made.

Student Activity Funds account for funds collected by the student body at each school. The student organization at each school determines how the funds are to be used. The main criteria is that they are used for the benefit of the students.

Debt Service Funds levy taxes to pay back outstanding bonds for the District.

The District passed a bond in November of 2020 for $2,100,000 and also received a matching Oregon School Capital Improvement Matching (OSCIM) grant from the State. OSCIM is a program that provides matching grants to districts that have passed a general obligation bond. The goal of the program is to encourage local communities to invest in their schools.

PROGRAM BUDGETING AND ACCOUNTING MANUAL OVERVIEW

The budget is prepared following the "Program Budgeting and Accounting Manual for School District and Education Service Districts in Oregon" published by the Oregon Department of Education. The Manual is designed as a resource tool and the use of the budget and accounting codes will vary with the individual needs of each district. The minimum requirement is adopted as Administrative Rule by the State Board of Education. Additional codes are available at the option of the district for more extensive use of account descriptions. The 2019 Manual was developed based on the following goals:

- To provide consistent classification of expenditures to allow valid spending comparisons among schools and district. The system complies with Generally Accepted Accounting Principles (GAAP)
- The system can be used to plan and manage the resources of the district
- The manual is a working handbook to which revisions will be made.

A primary emphasis of the manual is to define account classifications that provide meaningful financial management information to its users. Achieving consistency in budgeting and financial reporting enhances our ability to present a clear picture of the district's financial condition and to make valid comparisons among districts. Financial information that is consistently presented in a simple and straightforward format will be readily understood by the public, and provide a sound basis for decision-making.

Governmental accounting systems are organized and operated on a fund basis. If one were to compare fund accounting with commercial accounting, each fund would equate to an independent business, with a separate set of records owned by one entity, the district. The majority of the District's funds are in the Governmental Funds group. These include: 100 General Fund; 200 Special Revenue Funds; 300 Debt Service Funds; and 400 Capital Projects Funds.

There are three basic types of financial activity within funds: (1) revenues and other sources of funds, (2) expenditures and other uses of funds, and (3) transactions affecting the balance sheet (assets and liabilities) of the District.

Revenues are classified by Fund and Source. Sources are further classified by major source: 1000 Local sources; 2000 Intermediate Sources; 3000 State Sources; 4000 Federal Sources, and: 5000 Other Sources.

Expenditures are classified by Fund, Function, Object, Operational Unit, Area of Responsibility, and Sub-Area.

Function describes the activity for which a service or material object is acquired. The major functions of a district are: 1000 Instruction; 2000 Support Services; 3000 Enterprise and Community Services; 4000 Facilities Acquisition and Construction; 5000 Other Uses; 6000 Contingency, and; 7000 Unappropriated Ending Fund Balance.

The Object is the service or commodity bought. Objects are divided into: 100 Salaries; 200 Benefits; 300 Purchased Services; 400 Supplies and Materials; 500 Capital Outlay; 600 Other Objects; 700 Transfer, and; 800 Other Uses.

The Operational Unit is used to identify schools or non-school cost centers such as central programs or departments. These codes are defined by the District but are required for state reporting.

The Area of Responsibility provides additional detail to the account code and is used to identify expenditures for specific curriculum areas and programs.

The Sub-Area is used by the District to

classify expenditures for particular purposes at our discretion. This is most often used to identify the fiscal year for Federal Grants.

An example of an account code would be:

100.1131.0410.007.100.000
Fund **100** is the General Fund
Function **1131** is High School Programs
Object **0410** is Supplies
Operational Unit **007** is High School
Area **100** is English
Sub-Area **000** is unassigned

This structure allows for detailed reporting of expenditures in order to present a clear picture of the District's financial condition. The chart of accounts is adopted by the Oregon Department of Education, is approved by the Department of Revenue, and classifies revenues and expenditures for compliance with Oregon Budget Law.

School Formula Finance

K-12 School Districts: Oregon has 197 school districts serving about 550,020 students in K-12. These districts operate with relative autonomy within guidelines specified by both the Legislature and the Oregon Department of Education. The federal government also mandates certain programs.

Local Revenue: School districts receive general operating revenue from various sources with property taxes being the primary local source. Local revenues are included as an offset to the state school fund formula. Other offset sources include the Common School Fund, Federal Forest Fees, and County School fund.

State Support: The State School Fund (SSF) provides about 67% of school formula operating revenue. This revenue is mostly from state income taxes and lottery revenue. The state's share of education funding increased from about 30% before Measure 5 (1990) to about 70% after Measure 50 (1997). State revenue replaced reduced local revenue because of these two property tax limitations.

Along with increased state aid, the school fund distribution method for state support changed dramatically.

Equalization Formula: In 1991 the Legislature adopted the SSF formula and phased in its implementation. The SSF equalization formula allocates an amount to each school district based primarily on number of students. The state grant is this formula amount reduced by local revenues. The formula equalizes revenues per student by removing past differentials caused by widely varying local tax rates and property wealth per student.

To recognize that some students need more school services, the formula assigns weights to certain students. For example, special education students count as 2.0 students to recognize their need for special programs. There are additional weights for: ESL .50; students in pregnant/parenting programs 1.0; students in poverty .25; and students in foster care or neglected/delinquent .25. There is a limit to the total weight per student. The grant per weighted students is also adjusted for: teacher experience; 70%-90% of transportation costs; costs over $30,000 per high cost disability student; and up to 8% for classroom construction costs with a limit per biennium.

Frequently Asked Questions:

Why Can't we eliminate or reduce funds spent on Special Education?

We, like all other public schools in the nation, serve the needs of many kinds of students. Special Education is a required service by both federal and state law and cannot be eliminated. The Individuals with Disabilities Education Act (IDEA) grant program requires school districts, as a condition of receiving these federal funds, to meet "maintenance of effort" (MOE). This means that the total state and local general fund expenditures of a school district for education of children with disabilities for any year must be at least equal to the amount spent in the

most recent preceding fiscal year. If we do not meet MOE, we must return general funds in the amount equal to the shortfall to ODE.

Why do we need a contingency fund and what is it used for?

The Operating Contingency fund is a specific amount of money that is budgeted and set aside to provide for unforeseen costs of an unusual or extraordinary nature that could not be planned for when the budget was developed. Examples would include a major equipment failure (like a school's boiler) or a significant increase in fuel prices resulting from some external event. These funds are under the direct control of the school board and cannot be used without their approval.

What is an Ending Fund Balance and how is it used?

An ending fund balance is money left at the end of the school year. In the budget, it is an estimate of funds needed to maintain operations of the district from July 1 of the ensuing fiscal year and the time when sufficient new revenues become available to meet cash flow needs of the fund. No expenditures can be made from the unappropriated ending fund balance. An ending fund balance is important for the following reasons:

1. Over 77% of our General Fund revenue is through the State School Fund and used to pay for our operations and services. Payments from ODE fluctuate based on the economy. ODE provides us with estimates of how much these payments will be for the coming year. However, as payments are made, ODE adjusts them based on changes in factors that make up the funding. The payments could be less or more than estimated. Having an ending fund balance allows us to stabilize overall revenue in order to maintain instructional programs for students.

2. As a "rule of thumb", OSBA recommends boards maintain a minimum ending fund balance of 5%-8% of its General Fund resources. This is based upon an average-size district (ADM of about 6,000) and assumes that districts will be able to anticipate a fairly reliable level of funding each year. The Government Finance Officers Association (GFOA) recommends, at a minimum and for any size district, that governments maintain an unreserved (not earmarked for a specific purpose) ending fund balance of no less than 5%-15% of its general fund operating revenues, or of no less than one to two months of regular general fund operating expenditures. The more unpredictable your revenues and expenditures are, the more likely you will need to maintain a larger ending fund balance. Ending fund balance is not a sustainable source of revenue for a district, thus it is generally designed to address one-time expenditures. Once you draw those reserves down to cover lost revenue or to pay for ongoing expenditures, they are gone.

3. Funds left at the end of a school year can be rolled forward into the next school year as a revenue source. This is the carryover money, which in a time of unstable school funding has helped to stabilize programs and services - preventing a roller coaster ride of cuts and add backs.

ALSEA SCHOOL DISTRICT 7J
301 South 3rd St, Alsea Oregon 97324

RESOURCES REPORT	2019 -2020 ACTUAL	2020 -2021 ACTUAL	2021-2022 ADOPTED FTE	2021-2022 ADOPTED	2022-2023 APPROVED FTE	2022-20223 PROPOSED	2022-2023 APPROVED	2022-2023 ADOPTED
FUND 100-GENERAL FUND								
SSF Formula	$ 5,374,921	$ 8,139,331		$ 8,006,992		$ 11,011,799	$ 11,011,799	$ -
Other Local	$ 343,331	$ 83,143		$ 273,600		$ 56,000	$ 56,000	$ -
Interest on Investments	$ 36,290	$ 20,401		$ 20,000		$ 25,000	$ 25,000	$ -
Other Intermediate	$ 12,871	$ 11,555		$ 40,000		$ 5,000	$ 5,000	$ -
Other State Sources	$ 8,087	$ 11,921		$ -		$ 5,000	$ 5,000	$ -
Lease Purchase Receipts	$ -	$ 116,800		$ -		$ -	$ -	$ -
Sale of Fixed Assets	$ -	$ 5,927		$ 5,000		$ 5,000	$ 5,000	
Beginning Fund Balance	$ 1,039,793	$ 2,300,055		$ 2,100,000		$ 1,800,000	$ 1,800,000	$ -
FUND 100-GENERAL FUND Total	**$ 6,815,293**	**$ 10,689,133**		**$ 10,445,592**		**$ 12,907,799**	**$ 12,907,799**	**$ -**

REQUIREMENT REPORT	2019 -2020 ACTUAL	2020 -2021 ACTUAL	2021-2022 ADOPTED FTE	2021-2022 ADOPTED	2022-2023 APPROVED FTE	2022-20223 PROPOSED	2022-2023 APPROVED	2022-2023 ADOPTED
FUND 100-GENERAL FUND								
Salaries	$ 1,582,333	$ 3,511,922	81.80	$ 3,892,368	112.43	$ 5,421,988	$ 5,421,988	$ -
Benefits	$ 964,751	$ 1,934,385		$ 2,601,553		$ 2,984,362	$ 2,984,362	$ -
Purchased Services	$ 1,443,126	$ 1,539,170		$ 1,468,038		$ 729,348	$ 729,348	$ -
Supplies & Materials	$ 194,269	$ 1,432,401		$ 813,036		$ 1,543,031	$ 1,543,031	$ -
Other objects (includes long-term debt)	$ 222,332	$ 220,877		$ 223,494		$ 142,337	$ 142,337	$ -
Capital Outlay	$ 71,848	$ 128,990		$ 71,848		$ 95,000	$ 95,000	$ -
Transfers	$ 36,580	$ 225,000		$ 281,500		$ 530,000	$ 530,000	
Contingency	$ -	$ -		$ 93,755		$ 120,000	$ 120,000	
Unappropriated Ending Fund Balance	$ 2,300,055	$ 1,696,388		$ 1,000,000		$ 1,341,734	$ 1,341,734	$ -
FUND 100-GENERAL FUND Total	**$ 6,815,293**	**$ 10,689,133**	**81.80**	**$ 10,445,592**	**112.43**	**$ 12,907,799**	**$ 12,907,799**	**$ -**

ALSEA SCHOOL DISTRICT 7J

301 South 3rd St, Alsea Oregon 97324

RESOURCES REPORT	2019 -2020 ACTUAL	2020 -2021 ACTUAL	2021-2022 ADOPTED FTE	2021-2022 ADOPTED	2022-2023 APPROVED FTE	2022-20223 PROPOSED	2022-2023 APPROVED	22-23 ADOPTED FTE	2022-2023 ADOPTED
FUND 100-GENERAL FUND									
Local									
1111-Current Year's Taxes	$ 425,016	$ 438,281		$ 425,000		$ 450,000	$ 450,000		$ -
1112-Prior Year's Taxes	$ 2,760	$ 4,768		$ 5,000		$ 1,500	$ 1,500		$ -
1190-Penalties and Interest on Taxes	$ 1,075	$ 1,333		$ 1,500		$ 1,000	$ 1,000		$ -
1412-Transportation Fees from Other	$ 1,204	$ -		$ -		$ -	$ -		$ -
1510-Interest on Investments	$ 36,290	$ 20,401		$ 20,000		$ 25,000	$ 25,000		$ -
1710-Admissions	$ -			$ 100		$ -	$ -		
1920-Donations/Contributions	$ 600	$ -		$ 1,000		$ 1,000	$ 1,000		$ -
1940-Services Provided Other Local Education Agencies	$ 293,624	$ 45,802		$ 236,000		$ 35,000	$ 35,000		$ -
1960-Recovery of Prior Years' Expenditure	$ -	$ 424		$ -		$ -	$ -		$ -
1980-Fees Charged to Grants	$ -	$ 2,148		$ -		$ 4,000	$ 4,000		$ -
1990-Miscellaneous	$ 46,828	$ 33,437		$ 15,000		$ 15,000	$ 15,000		$ -
1991-E-Rate Reimbursements	$ -	$ -		$ 20,000		$ -	$ -		$ -
Local Total	**$ 807,397**	**$ 546,592**		**$ 723,600**		**$ 532,500**	**$ 532,500**		**$ -**
Intermediate									
2101-County School Funds	$ 7,403	$ 3,451		$ 2,400		$ 2,500	$ 2,500		$ -
2102-Revenue Through ESD	$ 12,871	$ 11,538		$ 40,000		$ 5,000	$ 5,000		
2199-Other Intermediate Sources	$ -	$ 17		$ -		$ -	$ -		$ -
Intermediate Total	**$ 20,274**	**$ 15,006**		**$ 42,400**		**$ 7,500**	**$ 7,500**		**$ -**
State									
3101-State School Fund - General Support	$ 4,914,426	$ 7,667,488		$ 7,548,592		$ 10,531,799	$ 10,531,799		$ -
3103-Common School Fund	$ 25,316	$ 25,344		$ 26,000		$ 26,000	$ 26,000		$ -
3199-Other Unrestricted Grants-In-Aid	$ 8,087	$ -		$ -		$ -	$ -		$ -
3203-Special Education Programs	$ -	$ 11,921		$ -		$ 5,000	$ 5,000		$ -
State Total	**$ 4,947,829**	**$ 7,704,753**		**$ 7,574,592**		**$ 10,562,799**	**$ 10,562,799**		**$ -**
Other Sources									
5160-Lease Purchase Receipts	$ -	$ 116,800		$ -		$ -	$ -		$ -
5300-Sale of Fixed Assets	$ -	$ 5,927		$ 5,000		$ 5,000	$ 5,000		
Other Sources Total	**$ -**	**$ 122,727**		**$ 5,000**		**$ 5,000**	**$ 5,000**		**$ -**
Beginning Fund Balance									
5400-Resources - Beginning Fund Balance	$ 1,039,793	$ 2,300,055		$ 2,100,000		$ 1,800,000	$ 1,800,000		$ -
Beginning Fund Balance Total	**$ 1,039,793**	**$ 2,300,055**		**$ 2,100,000**		**$ 1,800,000**	**$ 1,800,000**		**$ -**
FUND 100-GENERAL FUND Total	**$ 6,815,293**	**$ 10,689,133**		**$ 10,445,592**		**$ 12,907,799**	**$ 12,907,799**		**$ -**

Alsea School District 7J
301 South 3rd St, Alsea, OR

REQUIREMENT REPORT: By Function	2019 -2020 ACTUAL	2020 -2021 ACTUAL	2021-2022 ADOPTED FTE	2021-2022 ADOPTED	2022-2023 APPROVED FTE	2022-20223 PROPOSED	2022-2023 APPROVED	2022-2023 ADOPTED
FUND 100-GENERAL FUND								
1111-Elementary	$ 597,617	$ 1,567,742	23.38	$ 2,026,282	27.78	$ 1,777,632	$ 1,777,632	$ -
1113-Elementary Co-Curricular	$ -	$ 413	-	$ -	-	$ 17,443	$ 17,443	$ -
1121-Middle/Junior High Programs	$ 242,840	$ 504,520	5.64	$ 715,357	8.04	$ 734,134	$ 734,134	$ -
1122-Middle/Junior High School Extra-Curricular	$ 32,156	$ 19,311	-	$ 40,051	-	$ 24,371	$ 24,371	$ -
1131-High School Programs	$ 382,068	$ 493,653	4.53	$ 427,238	5.29	$ 515,653	$ 515,653	$ -
1132-High School Extra-Curricular	$ 102,031	$ 104,952	0.20	$ 114,943	0.15	$ 109,764	$ 109,764	$ -
1140-Pre-Kindergarten Programs	$ 1,158	$ 3,780	-	$ 217	0.38	$ 14,826	$ 14,826	
1210-Programs for Talented and Gifted	$ -	$ -	-	$ 109	0.25	$ 21,831	$ 21,831	$ -
1250-Less Restrictive Progr Students w/Disabilities	$ 309,617	$ 667,374	13.40	$ 859,845	23.50	$ 1,457,424	$ 1,457,424	$ -
1280-Alternative Education	$ 43,512	$ 6,008	-	$ 1,503	0.50	$ 49,288	$ 49,288	$ -
1288-Charter Schools	$ 707,455	$ 1,547,253	-	$ 859,200	-	$ 900,000	$ 900,000	
1291-English Second Language Programs	$ -	$ -	-	$ -	1.00	$ 92,746	$ 92,746	$ -
2113-Social Work Services	$ 24,447	$ 83,173	0.50	$ 106,925	-	$ 56,254	$ 56,254	$ -
2114-Student Accounting Services	$ -	$ -	-	$ -	2.00	$ 134,066	$ 134,066	$ -
2120-Guidance Services	$ -	$ -	1.00	$ 113,449	1.00	$ 111,172	$ 111,172	$ -
2142-Psychological Services	$ -	$ -	-	$ -	-	$ 40,000	$ 40,000	$ -
2152-Speech Pathology and Audiology Services	$ 5,797	$ 63,454	-	$ 4,768	-	$ 49,809	$ 49,809	$ -
2160-Other Student Treatment Services	$ -	$ -	-	$ -	-	$ 14,000	$ 14,000	$ -
2190-Service Dir, Student Support Serv	$ -	$ 25,563	-	$ 128	2.25	$ 260,933	$ 260,933	$ -
2222-Educational Media Services	$ 61	$ -	0.50	$ 39,106	-	$ 1,250	$ 1,250	$ -
2240-Instructional Staff Development	$ 7,424	$ 3,785	-	$ 1,063	-	$ 1,000	$ 1,000	$ -
2310-Board of Education Services	$ 20,156	$ 174,641	0.40	$ 63,450	-	$ 180,750	$ 180,750	$ -
2321-Office of the Superintendent Services	$ 86,087	$ 113,014	1.60	$ 250,574	2.00	$ 373,103	$ 373,103	$ -
2410-Office of the Principal Services	$ 305,132	$ 1,024,032	8.50	$ 924,651	7.35	$ 1,046,124	$ 1,046,124	$ -
2520-Fiscal Services	$ 130,475	$ 314,708	3.00	$ 349,773	4.00	$ 484,103	$ 484,103	$ -
2540-Operation and Maintenance of Plant	$ 429,352	$ 475,851	4.40	$ 697,202	6.13	$ 647,012	$ 647,012	$ -
2544-Maintenance	$ 4,037	$ 8,782	-	$ 6,553	-	$ -	$ -	$ -
2550-Student Transportation Services	$ 798,550	$ 1,020,436	14.37	$ 1,177,611	18.33	$ 1,459,364	$ 1,459,364	$ -
2558-SPED Transportation Services	$ 10,318	$ 1,560	0.18	$ 11,267	1.48	$ 54,103	$ 54,103	$ -
2572-Purchasing Services	$ 10,344	$ 15,466	0.20	$ 17,109	-	$ -	$ -	$ -
2660-Technology Services	$ 70,899	$ 386,997	-	$ 110,464	1.00	$ 267,915	$ 267,915	$ -
5110-Debt Service	$ 157,125	$ 141,278	-	$ 151,499	-	$ 19,995	$ 19,995	$ -
5200-Transfers of Funds	$ 36,580	$ 225,000	-	$ 281,500	-	$ 530,000	$ 530,000	$ -
6110-Operating Contingency	$ -	$ -	-	$ 93,755	-	$ 120,000	$ 120,000	$ -
7000-Unappropriated Ending Fund Balance	$ 2,300,055	$ 1,696,388	-	$ 1,000,000	-	$ 1,341,734	$ 1,341,734	
FUND 100-GENERAL FUND Total	**$ 6,815,293**	**$ 10,689,133**	**81.80**	**$ 10,445,592**	**112.43**	**$ 12,907,799**	**$ 12,907,799**	**$ -**

Alsea School District 7J

301 South 3rd St, Alsea, Oregon 97324

REQUIREMENT REPORT: By Object	2019 -2020 ACTUAL	2020 -2021 ACTUAL	2021-2022 ADOPTED FTE	2021-2022 ADOPTED	2022-2023 APPROVED FTE	2022-20223 PROPOSED	2022-2023 APPROVED	2022-2023 ADOPTED
FUND 100-GENERAL FUND								
Salaries								
111-Licensed Salaries	$ 702,005	$ 1,294,126	23.80	$ 1,339,166	34.36	$ 2,002,693	$ 2,002,693	$ -
112-Classified Salaries	$ 452,976	$ 1,084,446	46.55	$ 1,371,150	60.57	$ 1,898,440	$ 1,898,440	$ -
113-Administrators	$ 114,776	$ 243,530	3.70	$ 429,687	8.50	$ 758,149	$ 758,149	$ -
114-Managerial-Classified	$ 153,238	$ 304,446	7.25	$ 498,171	8.50	$ 546,507	$ 546,507	$ -
121-Substitutes-Licensed	$ 37,537	$ 72,555	-	$ 10,111	-	$ 51,000	$ 51,000	$ -
122-Substitutes-Classified	$ 62,139	$ 170,006	0.50	$ 163,043	0.50	$ 85,505	$ 85,505	$ -
130-Additional Salary	$ 12,211	$ 8,353	-	$ 1,878	-	$ 18,860	$ 18,860	
140-Addtnl Salary Cell Phone	$ 2,940	$ 5,040	-	$ 8,400	-	$ 3,340	$ 3,340	$ -
141-COVID Incentive Pay	$ -	$ 241,000	-	$ -	-	$ -	$ -	$ -
150-Coaching/Athletics	$ 30,598	$ 46,754	-	$ 47,235	-	$ 38,248	$ 38,248	$ -
151-Club Advisors/Activities	$ 13,913	$ 2,621	-	$ 2,830	-	$ 3,276	$ 3,276	$ -
154-Licensed Extra Duty	$ -	$ 1,800	-	$ -	-	$ 6,388	$ 6,388	$ -
155-Classified Extra Duty	$ -	$ 19,165	-	$ 20,697	-	$ 9,582	$ 9,582	$ -
161-Licensed Retro	$ -	$ 2,500	-	$ -	-	$ -	$ -	$ -
162-Classified Retro	$ -	$ 15,581	-	$ -	-	$ -	$ -	$ -
Salaries Total	**$ 1,582,333**	**$ 3,511,922**	**81.80**	**$ 3,892,368**	**112.43**	**$ 5,421,988**	**$ 5,421,988**	**$ -**
Benefits								
211-PERS Tier 1/2	$ 392,336	$ 831,622	-	$ 931,742	-	$ 1,265,829	$ 1,265,829	$ -
212-PERS Employer 6%	$ 84,084	$ 176,914	-	$ 231,014	-	$ 307,214	$ 307,214	$ -
217-PERS Prior Years	$ -	$ 1,385	-	$ -	-	$ -	$ -	$ -
220-Social Security Administration	$ 117,434	$ 262,955	-	$ 295,088	-	$ 392,213	$ 392,213	$ -
231-Worker's Compensation	$ 31,602	$ 30,885	-	$ 80,030	-	$ 78,137	$ 78,137	$ -
232-Unemployment	$ -	$ 17,111	-	$ -	-	$ -	$ -	$ -
233-Paid Family Leave	$ -	$ -	-	$ 8,961	-	$ 20,315	$ 20,315	$ -
242-Group Health Insurance	$ 329,471	$ 607,328	-	$ 1,052,318	-	$ 920,754	$ 920,754	$ -
244-District Paid TSA	$ 2,400	$ 2,400		$ 2,400	-	$ (100)	$ (100)	
243-Tuition Reimbursement	$ 7,424	$ 3,785	-	$ -	-	$ -	$ -	$ -
Benefits Total	**$ 964,751**	**$ 1,934,385**	**-**	**$ 2,601,553**	**-**	**$ 2,984,362**	**$ 2,984,362**	**$ -**
Purchased Services								
310-Professional & Technical Services	$ 74,241	$ 148,757	-	$ 110,699		$ 16,786	$ 16,786	$ -
311-Instruction Services	$ -	$ 10,000	-	$ -		$ -	$ -	
312-Instructional Programs Improvement	$ 28,477	$ 12,525	-	$ 20,850		$ 10,500	$ 10,500	

Alsea School District 7J
301 South 3rd St, Alsea, Oregon 97324

REQUIREMENT REPORT: By Object	2019 -2020 ACTUAL	2020 -2021 ACTUAL	2021-2022 ADOPTED FTE	2021-2022 ADOPTED	2022-2023 APPROVED FTE	2022-20223 PROPOSED	2022-2023 APPROVED	2022-2023 ADOPTED
319-Other Instructional, Prof & Tech Services	$ -	$ 750	-	$ -		$ 4,000	$ 4,000	$ -
320-Property Services	$ 30,146	$ 22,137	-	$ 23,485		$ 11,000	$ 11,000	
321-Cleaning Services	$ 63,936	$ 82,905	-	$ 68,200		$ -	$ -	$ -
322-Repairs & Maintenance Services	$ 19,774	$ 18,108	-	$ 61,988		$ 52,000	$ 52,000	$ -
324-Rentals	$ 14,834	$ 20,027	-	$ 17,075		$ 16,273	$ 16,273	$ -
325-Electricity	$ 20,652	$ 21,722	-	$ 25,000		$ 50,000	$ 50,000	$ -
326-Fuel	$ 33,567	$ 9,758	-	$ 40,000		$ 10,000	$ 10,000	
327-Water & Sewage	$ 3,996	$ 3,570	-	$ 7,000		$ 7,000	$ 7,000	$ -
328-Garbage	$ 5,383	$ 7,961	-	$ 8,500		$ 8,500	$ 8,500	$ -
329-Other Property Services	$ 73,958	$ 55,203	-	$ 58,500		$ 8,000	$ 8,000	
331-Reimbursable Student Transportation	$ 5,724	$ 4,809	-	$ 6,500		$ 8,500	$ 8,500	
340-Travel	$ -	$ -	-	$ 600		$ 1,000	$ 1,000	
342-Travel Out Of District	$ 12,839	$ 6,087	-	$ 18,499		$ 19,550	$ 19,550	$ -
343-Student Travel Out of District	$ -	$ -	-	$ -		$ 6,276	$ 6,276	
351-Telephone	$ 13,312	$ 22,836	-	$ 29,600		$ 32,450	$ 32,450	$ -
353-Postage	$ 2,956	$ 13,577	-	$ 3,900	-	$ 43,150	$ 43,150	$ -
354-Advertising	$ 3,440	$ 117,708	-	$ 3,000	-	$ 202,500	$ 202,500	$ -
355-Printing & Binding	$ 806	$ 5,593	-	$ 5,100	-	$ 3,500	$ 3,500	$ -
359-Other Communication Services	$ 22,010	$ 25,203	-	$ 23,295	-	$ 15,000	$ 15,000	$ -
360-Charter School Payments	$ 707,455	$ 776,518	-	$ 859,200	-	$ -	$ -	
371-Tuition Payments to Other Districts	$ 14,658	$ 5,423	-	$ 13,000	-	$ 5,000	$ 5,000	$ -
380-Non-Instructional Professional Services	$ 150	$ 6,700	-	$ 150	-	$ -	$ -	
381-Audit Services	$ 8,500	$ 6,500	-	$ 8,000	-	$ 25,000	$ 25,000	$ -
382-Legal Services	$ -	$ 5,035	-	$ 2,500	-	$ 75,000	$ 75,000	$ -
388-Election Services	$ -	$ 704	-	$ 500	-	$ 5,000	$ 5,000	$ -
389-Other Non-Instruct Prof & Tech Services	$ 52,401	$ 127,457	-	$ 52,897	-	$ 293,363	$ 293,363	$ -
390-Other General Prof & Tech Services	$ 229,910	$ 1,600	-	$ -	-	$ -	$ -	$ -
Purchased Services Total	**$ 1,443,126**	**$ 1,539,170**	**-**	**$ 1,468,038**	**-**	**$ 929,348**	**$ 929,348**	**$ -**
Supplies & Materials								
410-Consumable Supplies & Materials	$ 48,575	$ 136,451	-	$ 42,192	-	$ 77,300	$ 77,300	$ -
411-Workbooks	$ 2,275	$ 4,196	-	$ 1,594	-	$ 2,400	$ 2,400	
416-Custodial Supplies	$ 22,843	$ 38,272	-	$ 21,916	-	$ 40,000	$ 40,000	
417-Maintenance Supplies	$ 26,752	$ 22,103	-	$ 25,725	-	$ 25,000	$ 25,000	
418-Fuel	$ -	$ -	-	$ -	-	$ 80,000	$ 80,000	$ -
419-Athletic Uniforms	$ 4,783	$ 2,908	-	$ 5,098	-	$ 10,000	$ 10,000	

Alsea School District 7J
301 South 3rd St, Alsea, Oregon 97324

REQUIREMENT REPORT: By Object	2019 -2020 ACTUAL	2020 -2021 ACTUAL	2021-2022 ADOPTED FTE	2021-2022 ADOPTED	2022-2023 APPROVED FTE	2022-20223 PROPOSED	2022-2023 APPROVED	2022-2023 ADOPTED
420-Textbooks	$ 3,842	$ 13,021	-	$ 2,761	-	$ 43,250	$ 43,250	$ -
430-Library Books	$ 61	$ -	-	$ 184	-	$ 1,000	$ 1,000	$ -
440-Periodicals	$ 182	$ 194	-	$ 193	-	$ 600	$ 600	$ -
460-Non-Consumable Items	$ 32,592	$ 102,642	-	$ 33,814	-	$ 60,231	$ 60,231	$ -
470-Computer Software	$ 21,713	$ 1,000,411	-	$ 646,286	-	$ 976,150	$ 976,150	$ -
480-Computer Hardware	$ 30,651	$ 112,203	-	$ 33,273	-	$ 27,100	$ 27,100	$ -
Supplies & Materials Total	**$ 194,269**	**$ 1,432,401**	**-**	**$ 813,036**	**-**	**$ 1,343,031**	**$ 1,343,031**	**$ -**
Capital Outlay								
520-Buildings Acquisition	$ 65,881	$ -	-	$ 65,881		$ -	$ -	$ -
541-Initial and Additional Equipment	$ -	$ -	-	$ -		$ 10,000	$ 10,000	
542-Replacement Equipment	$ 5,967	$ -	-	$ 5,967		$ 10,000	$ 10,000	
550-Depreciable Technology	$ -	$ -	-	$ -		$ 45,000	$ 45,000	
564-Bus Acquisition	$ -	$ 128,990	-	$ -		$ 30,000	$ 30,000	$ -
Capital Outlay Total	**$ 71,848**	**$ 128,990**	**-**	**$ 71,848**	**-**	**$ 95,000**	**$ 95,000**	**$ -**
Other Objects								
610-Redemption of Principal	$ 145,366	$ 126,287	-	$ 129,610		$ 17,649	$ 17,649	$ -
621-Regular interest	$ 5,327	$ 4,557	-	$ 5,300		$ 2,346	$ 2,346	$ -
622-Bus & Bus garage Interest	$ 6,432	$ 10,434	-	$ 16,589		$ -	$ -	
640-Dues and Fees	$ 14,614	$ 20,659	-	$ 21,562		$ 35,142	$ 35,142	$ -
653-Insurance Premiums	$ 50,593	$ 58,940	-	$ 50,433		$ 87,200	$ 87,200	$ -
Other Objects Total	**$ 222,332**	**$ 220,877**	**-**	**$ 223,494**	**-**	**$ 142,337**	**$ 142,337**	**$ -**
Transfers								
790-Nutrition Services Transfer	$ 26,580	$ 60,696	-	$ 76,500		$ 120,000	$ 120,000	$ -
792-Bus Replacement Fund Transfer	$ 5,000	$ 5,000	-	$ 5,000		$ 210,000	$ 210,000	$ -
794-Capital Projects Transfer	$ 5,000	$ 159,304	-	$ 200,000		$ 200,000	$ 200,000	$ -
Transfers Total	**$ 36,580**	**$ 225,000**	**-**	**$ 281,500**	**-**	**$ 530,000**	**$ 530,000**	**$ -**
Contingency								
810-Planned Reserve	$ -	$ -	-	$ 93,755		$ 120,000	$ 120,000	$ -
Contingency Total	**$ -**	**$ -**	**-**	**$ 93,755**	**-**	**$ 120,000**	**$ 120,000**	**$ -**
Unappropriated Ending Fund Balance								
820-Reserved for Next Year	$ 2,300,055	$ 1,696,388	-	$ 1,000,000		$ 1,341,734	$ 1,341,734	$ -

Alsea School District 7J
301 South 3rd St, Alsea, Oregon 97324

REQUIREMENT REPORT: By Object	2019 -2020 ACTUAL	2020 -2021 ACTUAL	2021-2022 ADOPTED FTE	2021-2022 ADOPTED	2022-2023 APPROVED FTE	2022-20223 PROPOSED	2022-2023 APPROVED	2022-2023 ADOPTED
Unappropriated Ending Fund Balance Total	**$ 2,300,055**	**$ 1,696,388**	**-**	**$ 1,000,000**	**-**	**$ 1,341,734**	**$ 1,341,734**	**$ -**
FUND 100-GENERAL FUND Total	**$ 6,815,293**	**$ 10,689,133**	**81.80**	**$ 10,445,592**	**112.43**	**$ 12,907,799**	**$ 12,907,799**	**$ -**

GENERAL FUND

The General Fund accounts for all financial resources of the district except those required to be accounted for in another fund

Alsea School District 7J
P.O. Box B Alsea, OR 97324

Resources Report

		ACTUALS 1920	ACTUALS 2021	ADOPTED 2122	ADOPTED 2122 FTE	PROPOSED 2223	PROPOSED 2223 FTE	APPROVED 2223	ADOPTED 2223
Fund 100	**General Fund**								
1111	Current Year's Taxes	425,016	438,281	425,000	0.00	450,000	0.00	450,000	0
1112	Prior Year's Taxes	2,760	4,768	5,000	0.00	1,500	0.00	1,500	0
1190	Penalties and Interest on Taxes	1,075	1,333	1,500	0.00	1,000	0.00	1,000	0
1412	Transportation Fees From Other Districts	1,204	0	0	0.00	0	0.00	0	0
1510	Interest on Investments	36,290	20,401	20,000	0.00	25,000	0.00	25,000	0
1710	Admissions	0	0	100	0.00	0	0.00	0	0
1920	Contributions/Donations	600	0	1,000	0.00	1,000	0.00	1,000	0
1940	Services Provided to Education Agencie:	293,624	45,802	236,000	0.00	35,000	0.00	35,000	0
1960	Recovery of Prior Years' Expenditure	0	424	0	0.00	0	0.00	0	0
1980	Fees Charged to Grants	0	2,148	0	0.00	4,000	0.00	4,000	0
1990	Miscellaneous	46,828	33,437	15,000	0.00	15,000	0.00	15,000	0
1991	Misc - Erate	0	0	20,000	0.00	0	0.00	0	0
2101	County School Funds	7,403	3,450	2,400	0.00	2,500	0.00	2,500	0
2102	Education Service District Resources	12,871	11,538	40,000	0.00	5,000	0.00	5,000	0
2199	Other Intermediate Sources	0	17	0	0.00	0	0.00	0	0
3101	State School Fund - General Support	4,914,426	7,667,488	7,548,592	0.00	10,531,799	0.00	10,531,799	0
3103	Common School Fund	25,316	25,344	26,000	0.00	26,000	0.00	26,000	0
3199	Other Unrestricted Grants-In-Aid	8,087	0	0	0.00	0	0.00	0	0
3203	Special Education Programs	0	11,921	0	0.00	5,000	0.00	5,000	0
5160	Lease Purchase Receipts	0	116,800	0	0.00	0	0.00	0	0
5300	Sale of or Compensation for Loss of Fixe	0	5,927	5,000	0.00	5,000	0.00	5,000	0
5400	Resources - Beginning Fund Balance	1,039,793	2,300,054	2,100,000	0.00	1,800,000	0.00	1,800,000	0
Total Fund 100	**General Fund**	**6,815,293**	**10,689,132**	**10,445,592**	**0.00**	**12,907,799**	**0.00**	**12,907,799**	**0**

ALSEA SCHOOL DISTRICT 7J
PROGRAM BUDGET INFORMATION

APPROVED 2022-2023

FUND: 100

FUNCTION: 1111

PROGRAM: Elementary, K-5 or K-6

ELEMENTARY	
100 Salaries	1,126,121
200 Associated PR Costs	609,712
300 Purchased Services	2,000
400 Supplies & Materials	39,500
600 Other	300
TOTAL	1,777,632

1. Program Description:

Learning experiences concerned with knowledge, skills, appreciation, attitudes, and behavioral characteristics considered to be needed by all students in terms of their awareness of life within our culture and the world of work and which normally may be achieved during the elementary school years.

2. Personnel Data:

12.53 Licensed FTE
15.25 Classified FTE

3. Funding Source:

State School Fund

4. Budgetary Notes:

Supplemental services are provided through Title I-A

Alsea School District 7J
P.O. Box B Alsea, OR 97324

Requirements Report

		ACTUALS 1920	ACTUALS 2021	ADOPTED 2122	ADOPTED 2122 FTE	PROPOSED 2223	PROPOSED 2223 FTE	APPROVED 2223	ADOPTED 2223
Fund 100	**General Fund**								
Function 1111	**Elementary, K-5**								
111	Licensed Salaries	257,541	607,541	558,015	10.63	726,585	12.53	726,585	0
112	Classified Salaries	80,429	162,617	306,467	12.75	332,535	15.25	332,535	0
121	Substitutes - Licensed	5,801	18,871	0	0.00	12,000	0.00	12,000	0
122	Substitutes - Classified	15,386	54,579	49,807	0.00	55,000	0.00	55,000	0
141	COVID-19 INCENTIVE PAY	0	79,100	0	0.00	0	0.00	0	0
154	Licensed Extra Duty	0	1,800	0	0.00	0	0.00	0	0
162	Classified Retro	0	3,804	0	0.00	0	0.00	0	0
211	Employer Contrib PERS	84,340	187,267	223,637	0.00	253,359	0.00	253,359	0
212	Employee Contribution Pick-Up	18,563	41,953	56,107	0.00	62,882	0.00	62,882	0
220	Social Sec/Medicare	26,668	69,141	73,045	0.00	79,226	0.00	79,226	0
231	Worker's Compensation	2,843	3,905	10,313	0.00	4,012	0.00	4,012	0
233	PFMLI	0	0	2,446	0.00	4,128	0.00	4,128	0
242	Group Health Insurance	92,971	221,923	293,950	0.00	206,104	0.00	206,104	0
310	Instructional, Professional and Technical Service	742	90	373	0.00	1,000	0.00	1,000	0
312	Instructional Programs Improvement Services	0	708	33	0.00	0	0.00	0	0
324	Rentals	0	1,336	32	0.00	0	0.00	0	0
342	Travel, Out of District	7	145	7	0.00	250	0.00	250	0
355	Printing and Binding	220	3,953	353	0.00	750	0.00	750	0
410	Consumable Supplies and Materials	2,423	47,675	4,084	0.00	15,000	0.00	15,000	0
411	Workbooks	83	3,998	83	0.00	1,000	0.00	1,000	0
420	Textbooks	2,647	11,424	2,613	0.00	1,000	0.00	1,000	0
430	Library Books	0	0	10	0.00	0	0.00	0	0
440	Periodicals	127	139	141	0.00	500	0.00	500	0
460	Non-consumable Items	53	14,288	796	0.00	2,000	0.00	2,000	0
470	Computer Software	6,657	20,308	443,479	0.00	20,000	0.00	20,000	0
480	Computer Hardware	0	10,400	169	0.00	0	0.00	0	0
640	Dues and Fees	118	780	322	0.00	300	0.00	300	0
Total Function 1111	**Elementary, K-5**	**597,617**	**1,567,742**	**2,026,282**	**23.38**	**1,777,632**	**27.78**	**1,777,632**	**0**

ALSEA SCHOOL DISTRICT 7J
PROGRAM BUDGET INFORMATION

APPROVED 2022-2023

FUND: 100

FUNCTION: 1113

PROGRAM: Elementary Extracurricular

1. Program Description:

School-sponsored activities, under the guidance and supervision of district staff, designed to provide students such experiences as motivation, enjoyment, and improvement of skills. Activities normally supplement the regular instructional program and include such activities as athletics, band, chorus, choir, speech, and debate

2. Personnel Data:

Extra duty, no FTE

3. Funding Source:

4. Budgetary Notes:

ELEMENTARY EXTRACURRICULAR	
100 Salaries	9,580
200 Associated PR Costs	3,663
300 Purchased Services	0
400 Supplies & Materials	2,200
600 Other	2,000
TOTAL	17,443

Requirements Report

	ACTUALS 1920	ACTUALS 2021	ADOPTED 2122	ADOPTED 2122 FTE	PROPOSED 2223	PROPOSED 2223 FTE	APPROVED 2223	ADOPTED 2223
Fund 100 General Fund								
Function 1113 Elementary Extra-curricular								
130 Additional Salary	0	0	0	0.00	9,580	0.00	9,580	0
211 Employer Contrib PERS	0	0	0	0.00	2,277	0.00	2,277	0
212 Employee Contribution Pick-Up	0	0	0	0.00	575	0.00	575	0
220 Social Sec/Medicare	0	0	0	0.00	706	0.00	706	0
231 Worker's Compensation	0	0	0	0.00	68	0.00	68	0
233 PFMLI	0	0	0	0.00	37	0.00	37	0
410 Consumable Supplies and Materials	0	413	0	0.00	200	0.00	200	0
419 Athletic Uniforms	0	0	0	0.00	2,000	0.00	2,000	0
640 Dues and Fees	0	0	0	0.00	2,000	0.00	2,000	0
Total Function 1113 Elementary Extra-curricular	**0**	**413**	**0**	**0.00**	**17,443**	**0.00**	**17,443**	**0**

ALSEA SCHOOL DISTRICT 7J
PROGRAM BUDGET INFORMATION

APPROVED 2022-2023

FUND: 100

FUNCTION: 1121

PROGRAM: Middle School Programs

1. Program Description:

Learning experiences concerned with knowledge, skills, appreciation, attitudes, and behavioral characteristics considered to be needed by all students in terms of understanding themselves and their relationships with society and various career clusters, and which normally may be achieved during the middle and/or junior high school years.

2. Personnel Data:

7.04 Licensed FTE
1.00 Classified FTE

3. Funding Source:

State School Fund

4. Budgetary Notes:

MIDDLE SCHOOLS	
100 Salaries	456,187
200 Associated PR Costs	232,498
300 Purchased Services	0
400 Supplies & Materials	45,400
600 Other	50
TOTAL	734,135

Requirements Report

		ACTUALS 1920	ACTUALS 2021	ADOPTED 2122	ADOPTED 2122 FTE	PROPOSED 2223	PROPOSED 2223 FTE	APPROVED 2223	ADOPTED 2223
Fund 100	**General Fund**								
Function 1121	**Middle/Junior High Programs**								
111	Licensed Salaries	143,194	257,061	321,365	5.64	407,171	7.04	407,171	0
112	Classified Salaries	0	1,541	0	0.00	24,016	1.00	24,016	0
121	Substitutes - Licensed	3,152	16,869	0	0.00	20,000	0.00	20,000	0
122	Substitutes - Classified	0	0	12,802	0.00	5,000	0.00	5,000	0
141	COVID-19 INCENTIVE PAY	0	25,000	0	0.00	0	0.00	0	0
162	Classified Retro	0	617	0	0.00	0	0.00	0	0
211	Employer Contrib PERS	38,124	79,517	71,406	0.00	106,607	0.00	106,607	0
212	Employee Contribution Pick-Up	7,838	17,781	18,030	0.00	21,695	0.00	21,695	0
220	Social Sec/Medicare	10,468	22,449	22,927	0.00	31,981	0.00	31,981	0
231	Worker's Compensation	1,817	1,270	2,978	0.00	1,470	0.00	1,470	0
233	PFMLI	0	0	792	0.00	1,668	0.00	1,668	0
242	Group Health Insurance	37,425	55,597	74,100	0.00	69,077	0.00	69,077	0
310	Instructional, Professional and Technical Service	0	128	0	0.00	0	0.00	0	0
324	Rentals	0	724	0	0.00	0	0.00	0	0
342	Travel, Out of District	0	20	0	0.00	0	0.00	0	0
355	Printing and Binding	0	112	0	0.00	0	0.00	0	0
390	Other General Professional and Technological Servi	0	1,600	0	0.00	0	0.00	0	0
410	Consumable Supplies and Materials	242	17,847	1,160	0.00	22,150	0.00	22,150	0
411	Workbooks	257	0	257	0.00	0	0.00	0	0
420	Textbooks	60	324	20	0.00	15,150	0.00	15,150	0
430	Library Books	0	0	5	0.00	0	0.00	0	0
440	Periodicals	0	0	4	0.00	0	0.00	0	0
460	Non-consumable Items	265	4,565	487	0.00	4,100	0.00	4,100	0
470	Computer Software	0	1,499	189,024	0.00	4,000	0.00	4,000	0
640	Dues and Fees	0	0	0	0.00	50	0.00	50	0
Total Function 1121	**Middle/Junior High Programs**	**242,840**	**504,520**	**715,357**	**5.64**	**734,134**	**8.04**	**734,134**	**0**

ALSEA SCHOOL DISTRICT 7J
PROGRAM BUDGET INFORMATION

APPROVED 2022-2023

FUND: 100

FUNCTION: 1122

PROGRAM: Middle School Extracurricular

1. Program Description:

School-sponsored activities, under the guidance and supervision of district staff, designed to provide students such experiences as motivation, enjoyment, and improvement of skills. Programs typically include activities such as athletics, band, chorus, choir, speech, and debate

MS EXTRA-CURR	
100 Salaries	11,191
200 Associated PR Costs	4,280
300 Purchased Services	2,600
400 Supplies & Materials	2,300
600 Other	4,000
TOTAL	24,371

2. Personnel Data:

Extra Duty, no FTE

3. Funding Source:

Other Sources

4. Budgetary Notes:

Requirements Report

		ACTUALS 1920	ACTUALS 2021	ADOPTED 2122	ADOPTED 2122 FTE	PROPOSED 2223	PROPOSED 2223 FTE	APPROVED 2223	ADOPTED 2223
Fund 100	**General Fund**								
Function 1122	**Middle/Junior High School Extra-curricular**								
113	Administrators	1,459	1,487	1,666	0.00	0	0.00	0	0
130	Additional Salary	0	0	0	0.00	9,280	0.00	9,280	0
150	Coaching/Athletics	10,627	12,797	15,159	0.00	1,911	0.00	1,911	0
211	Employer Contrib PERS	1,799	2,458	3,100	0.00	2,659	0.00	2,659	0
212	Employee Contribution Pick-Up	406	555	784	0.00	672	0.00	672	0
220	Social Sec/Medicare	918	1,092	1,286	0.00	831	0.00	831	0
231	Worker's Compensation	55	59	313	0.00	76	0.00	76	0
233	PFMLI	0	0	59	0.00	43	0.00	43	0
310	Instructional, Professional and Technical Service	105	90	96	0.00	0	0.00	0	0
312	Instructional Programs Improvement Services	50	0	50	0.00	0	0.00	0	0
324	Rentals	1,288	0	2,102	0.00	2,100	0.00	2,100	0
342	Travel, Out of District	1,978	78	2,223	0.00	500	0.00	500	0
389	Other Non-instructional Professional and Technical	10,124	0	9,222	0.00	0	0.00	0	0
410	Consumable Supplies and Materials	(147)	280	87	0.00	300	0.00	300	0
419	Athletic Uniforms	2,400	327	2,479	0.00	2,000	0.00	2,000	0
460	Non-consumable Items	860	0	1,045	0.00	0	0.00	0	0
640	Dues and Fees	234	89	380	0.00	4,000	0.00	4,000	0
Total Function 1122	**Middle/Junior High School Extra-curricular**	**32,156**	**19,311**	**40,051**	**0.00**	**24,371**	**0.00**	**24,371**	**0**

ALSEA SCHOOL DISTRICT 7J
PROGRAM BUDGET INFORMATION

APPROVED 2022-2023

FUND: 100

FUNCTION: 1131

PROGRAM: High School Programs

1. Program Description:

Learning experiences concerned with knowledge, skills, appreciation, attitudes, and behavioral characteristics considered to be needed by all students as they achieve graduation requirements.

2. Personnel Data:

5.29 Licensed FTE

3. Funding Source:

State School Fund

4. Budgetary Notes:

HIGH SCHOOLS	
100 Salaries	290,677
200 Associated PR Costs	168,276
300 Purchased Services	1,000
400 Supplies & Materials	55,600
600 Other	100
TOTAL	515,653

Requirements Report

		ACTUALS 1920	ACTUALS 2021	ADOPTED 2122	ADOPTED 2122 FTE	PROPOSED 2223	PROPOSED 2223 FTE	APPROVED 2223	ADOPTED 2223
Fund 100	**General Fund**								
Function 1131	**High School Programs**								
111	Licensed Salaries	221,973	252,322	236,804	4.53	277,677	5.29	277,677	0
121	Substitutes - Licensed	8,114	12,356	10,111	0.00	10,000	0.00	10,000	0
122	Substitutes - Classified	0	1,541	0	0.00	3,000	0.00	3,000	0
130	Additional Salary	754	0	0	0.00	0	0.00	0	0
141	COVID-19 INCENTIVE PAY	0	24,900	0	0.00	0	0.00	0	0
161	Licensed Retro	0	2,500	0	0.00	0	0.00	0	0
162	Classified Retro	0	617	0	0.00	0	0.00	0	0
211	Employer Contrib PERS	60,129	80,996	58,585	0.00	65,746	0.00	65,746	0
212	Employee Contribution Pick-Up	12,663	16,920	14,815	0.00	16,630	0.00	16,630	0
217	PERS- Prior year expense	0	1,385	0	0.00	0	0.00	0	0
220	Social Sec/Medicare	17,029	22,293	18,520	0.00	20,916	0.00	20,916	0
231	Worker's Compensation	2,170	1,242	3,124	0.00	901	0.00	901	0
233	PFMLI	0	0	645	0.00	1,045	0.00	1,045	0
242	Group Health Insurance	47,027	42,646	58,950	0.00	63,037	0.00	63,037	0
310	Instructional, Professional and Technical Service	180	0	82	0.00	0	0.00	0	0
312	Instructional Programs Improvement Services	0	0	0	0.00	500	0.00	500	0
342	Travel, Out of District	0	122	0	0.00	0	0.00	0	0
355	Printing and Binding	150	169	647	0.00	500	0.00	500	0
371	Tuition Payments to Other Districts Within State	0	0	11,818	0.00	0	0.00	0	0
410	Consumable Supplies and Materials	6,507	13,868	7,129	0.00	13,800	0.00	13,800	0
420	Textbooks	200	688	0	0.00	27,000	0.00	27,000	0
460	Non-consumable Items	884	10,221	1,439	0.00	7,500	0.00	7,500	0
470	Computer Software	3,683	8,866	4,258	0.00	7,300	0.00	7,300	0
640	Dues and Fees	607	0	311	0.00	100	0.00	100	0
Total Function 1131	**High School Programs**	**382,068**	**493,653**	**427,238**	**4.53**	**515,653**	**5.29**	**515,653**	**0**

ALSEA SCHOOL DISTRICT 7J
PROGRAM BUDGET INFORMATION

APPROVED 2022-2023

FUND: 100

FUNCTION: 1132

PROGRAM: High School Extracurricular

1. Program Description:

School-sponsored activities, under the guidance and supervision of district staff, designed to provide students such experiences as motivation, enjoyment, and improvement of skills. Activities normally supplement the regular instructional program and include such activities as athletics, band, chorus, choir, speech, and debate.

2. Personnel Data:

.15 Classified FTE
Extra Duty for Coaches and Activity Supervisors

3. Funding Source:

Other Sources

4. Budgetary Notes:

HS EXTRA-CURR	
100 Salaries	51,509
200 Associated PR Costs	19,184
300 Purchased Services	10,517
400 Supplies & Materials	18,554
600 Other	10,000
TOTAL	109,764

Requirements Report

		ACTUALS 1920	ACTUALS 2021	ADOPTED 2122	ADOPTED 2122 FTE	PROPOSED 2223	PROPOSED 2223 FTE	APPROVED 2223	ADOPTED 2223
Fund 100	**General Fund**								
Function 1132	**High School Extra-curricular**								
111	Licensed Salaries	0	0	0	0.00	2,974	0.00	2,974	0
112	Classified Salaries	2,969	3,271	4,725	0.20	8,922	0.15	8,922	0
113	Administrators	6,391	11,169	7,728	0.00	0	0.00	0	0
140	Additional Salary - Cell Phone Stipend	0	420	420	0.00	0	0.00	0	0
150	Coaching/Athletics	19,971	33,957	32,076	0.00	36,337	0.00	36,337	0
151	Club Advisor/Activities	13,913	2,621	2,830	0.00	3,276	0.00	3,276	0
211	Employer Contrib PERS	9,172	12,816	11,050	0.00	10,178	0.00	10,178	0
212	Employee Contribution Pick-Up	2,021	2,774	2,702	0.00	2,523	0.00	2,523	0
220	Social Sec/Medicare	3,240	3,838	3,542	0.00	3,827	0.00	3,827	0
231	Worker's Compensation	264	326	565	0.00	205	0.00	205	0
233	PFMLI	0	0	149	0.00	200	0.00	200	0
242	Group Health Insurance	4,386	3,648	3,000	0.00	2,250	0.00	2,250	0
310	Instructional, Professional and Technical Service	290	90	0	0.00	0	0.00	0	0
312	Instructional Programs Improvement Services	655	175	592	0.00	0	0.00	0	0
324	Rentals	3,205	3,361	4,241	0.00	4,241	0.00	4,241	0
342	Travel, Out of District	4,337	3,594	6,276	0.00	0	0.00	0	0
343	Travel, Student Out of District	0	0	0	0.00	6,276	0.00	6,276	0
380	Non-instructional Professional and Technical Servi	150	0	150	0.00	0	0.00	0	0
389	Other Non-instructional Professional and Technical	8,553	5,302	9,895	0.00	0	0.00	0	0
410	Consumable Supplies and Materials	7,026	1,597	7,759	0.00	2,000	0.00	2,000	0
419	Athletic Uniforms	2,383	2,580	2,619	0.00	6,000	0.00	6,000	0
460	Non-consumable Items	5,274	8,624	5,554	0.00	5,554	0.00	5,554	0
470	Computer Software	4,720	1,770	4,892	0.00	5,000	0.00	5,000	0
640	Dues and Fees	3,112	3,019	4,178	0.00	10,000	0.00	10,000	0
Total Function 1132	**High School Extra-curricular**	**102,031**	**104,952**	**114,943**	**0.20**	**109,764**	**0.15**	**109,764**	**0**

ALSEA SCHOOL DISTRICT 7J
PROGRAM BUDGET INFORMATION

APPROVED 2022-2023

FUND: 100

FUNCTION: 1140

PROGRAM: Pre-kindergarten Programs

1. Program Description:

Educational programs that are designed for the education and training of children, who are enrolled in prekindergarten programs.

2. Personnel Data:

.38 Classified FTE

3. Funding Source:

Other Sources

4. Budgetary Notes:

Staff to assist at the preschool

PRE-KINDERGARTEN	
100 Salaries	8,475
200 Associated PR Costs	5,601
300 Purchased Services	750
400 Supplies & Materials	0
600 Other	0
TOTAL	14,826

Requirements Report

		ACTUALS 1920	ACTUALS 2021	ADOPTED 2122	ADOPTED 2122 FTE	PROPOSED 2223	PROPOSED 2223 FTE	APPROVED 2223	ADOPTED 2223
Fund 100	**General Fund**								
Function 1140	**Pre-kindergarten Programs**								
112	Classified Salaries	871	0	0	0.00	8,475	0.38	8,475	0
141	COVID-19 INCENTIVE PAY	0	2,500	0	0.00	0	0.00	0	0
211	Employer Contrib PERS	0	665	0	0.00	2,010	0.00	2,010	0
212	Employee Contribution Pick-Up	0	150	0	0.00	508	0.00	508	0
220	Social Sec/Medicare	67	191	0	0.00	648	0.00	648	0
231	Worker's Compensation	4	10	0	0.00	34	0.00	34	0
233	PFMLI	0	0	0	0.00	34	0.00	34	0
242	Group Health Insurance	0	67	0	0.00	2,366	0.00	2,366	0
310	Instructional, Professional and Technical Service	0	90	0	0.00	0	0.00	0	0
351	Telephone	0	0	0	0.00	750	0.00	750	0
410	Consumable Supplies and Materials	0	57	0	0.00	0	0.00	0	0
460	Non-consumable Items	217	50	217	0.00	0	0.00	0	0
Total Function 1140	**Pre-kindergarten Programs**	**1,158**	**3,780**	**217**	**0.00**	**14,826**	**0.38**	**14,826**	**0**

ALSEA SCHOOL DISTRICT 7J
PROGRAM BUDGET INFORMATION

APPROVED 2022-2023

FUND: 100

FUNCTION: 1210

PROGRAM: Programs for the Talented and Gifted

TALENTED & GIFTED	
100 Salaries	15,806
200 Associated PR Costs	6,025
300 Purchased Services	0
400 Supplies & Materials	0
600 Other	0
TOTAL	21,831

1. Program Description:

Special learning experiences for students identified as talented and gifted.

2. Personnel Data:

.25 Licensed FTE

3. Funding Source:

State school fund

4. Budgetary Notes:

Requirements Report

	ACTUALS 1920	ACTUALS 2021	ADOPTED 2122	ADOPTED 2122 FTE	PROPOSED 2223	PROPOSED 2223 FTE	APPROVED 2223	ADOPTED 2223
Fund 100 General Fund								
Function 1210 Programs for the Talented and Gifted								
111 Licensed Salaries	0	0	0	0.00	15,806	0.25	15,806	0
211 Employer Contrib PERS	0	0	0	0.00	3,749	0.00	3,749	0
212 Employee Contribution Pick-Up	0	0	0	0.00	948	0.00	948	0
220 Social Sec/Medicare	0	0	0	0.00	1,209	0.00	1,209	0
231 Worker's Compensation	0	0	0	0.00	55	0.00	55	0
233 PFMLI	0	0	0	0.00	63	0.00	63	0
310 Instructional, Professional and Technical Service	0	0	41	0.00	0	0.00	0	0
410 Consumable Supplies and Materials	0	0	31	0.00	0	0.00	0	0
460 Non-consumable Items	0	0	37	0.00	0	0.00	0	0
Total Function 1210 Programs for the Talented and Gifted	**0**	**0**	**109**	**0.00**	**21,831**	**0.25**	**21,831**	**0**

ALSEA SCHOOL DISTRICT 7J
PROGRAM BUDGET INFORMATION

APPROVED 2022-2023

LESS RESTR PROGRAMS	
100 Salaries	900,467
200 Associated PR Costs	496,701
300 Purchased Services	43,936
400 Supplies & Materials	14,500
600 Other	1,820
TOTAL	1,457,424

FUND: 100

FUNCTION: 1250

PROGRAM: Less Restrictive Programs for Students with Disabilities

1. Program Description:

Special learning experiences for students with disabilities outside the regular classroom. These programs include Resource Rooms where students with disabilities go during certain periods of the school day to receive remedial instruction in specific subject areas or other remedial activities.

2. Personnel Data:

6.00 Licensed FTE
15.5 Classified FTE
2.00 Managerial FTE

3. Funding Source:

State school fund

4. Budgetary Notes:

This program counts towards Maintenance of Effort
Supplemental services provided through IDEA

Requirements Report

Fund 100 General Fund

Function 1250 Less Restrictive Programs: Students w/ Disability

		ACTUALS 1920	ACTUALS 2021	ADOPTED 2122	ADOPTED 2122 FTE	PROPOSED 2223	PROPOSED 2223 FTE	APPROVED 2223	ADOPTED 2223
111	Licensed Salaries	61,548	177,202	153,371	2.00	369,538	6.00	369,538	0
112	Classified Salaries	71,612	179,901	249,016	10.40	384,583	15.50	384,583	0
114	Managerial - Classified	0	0	71,194	1.00	132,346	2.00	132,346	0
121	Substitutes - Licensed	10,189	839	0	0.00	9,000	0.00	9,000	0
122	Substitutes - Classified	20,560	124	8,535	0.00	5,000	0.00	5,000	0
130	Additional Salary	2,283	1,192	1,878	0.00	0	0.00	0	0
140	Additional Salary - Cell Phone Stipend	0	630	630	0.00	0	0.00	0	0
141	COVID-19 INCENTIVE PAY	0	44,500	0	0.00	0	0.00	0	0
162	Classified Retro	0	1,198	0	0.00	0	0.00	0	0
211	Employer Contrib PERS	36,523	90,407	117,166	0.00	204,652	0.00	204,652	0
212	Employee Contribution Pick-Up	7,955	19,438	29,076	0.00	50,543	0.00	50,543	0
220	Social Sec/Medicare	12,602	30,561	36,705	0.00	63,467	0.00	63,467	0
231	Worker's Compensation	1,975	1,687	3,812	0.00	3,255	0.00	3,255	0
233	PFMLI	0	0	1,084	0.00	3,319	0.00	3,319	0
242	Group Health Insurance	34,871	84,714	141,822	0.00	171,466	0.00	171,466	0
310	Instructional, Professional and Technical Service	12,002	10,073	15,786	0.00	15,786	0.00	15,786	0
312	Instructional Programs Improvement Services	27,772	11,642	20,175	0.00	10,000	0.00	10,000	0
342	Travel, Out of District	389	366	424	0.00	2,900	0.00	2,900	0
351	Telephone	0	0	0	0.00	4,000	0.00	4,000	0
355	Printing and Binding	0	746	100	0.00	750	0.00	750	0
389	Other Non-instructional Professional and Technical	0	0	0	0.00	10,500	0.00	10,500	0
410	Consumable Supplies and Materials	971	4,081	1,356	0.00	6,100	0.00	6,100	0
411	Workbooks	1,935	198	1,254	0.00	1,400	0.00	1,400	0
460	Non-consumable Items	3,434	1,886	3,608	0.00	2,000	0.00	2,000	0
470	Computer Software	1,554	3,331	1,266	0.00	4,500	0.00	4,500	0
480	Computer Hardware	595	1,039	595	0.00	500	0.00	500	0
640	Dues and Fees	846	1,620	992	0.00	1,820	0.00	1,820	0
Total Function 1250	**Less Restrictive Programs: Students w/ Disability**	**309,617**	**667,374**	**859,845**	**13.40**	**1,457,424**	**23.50**	**1,457,424**	**0**

ALSEA SCHOOL DISTRICT 7J
PROGRAM BUDGET INFORMATION

APPROVED 2022-2023

FUND: 100

FUNCTION: 1280

PROGRAM: Alternative Education

1. Program Description:

Learning experiences for students who are at risk of dropping out of school; who are not succeeding in a regular classroom setting; or who may be more successful in a non-traditional setting.

2. Personnel Data:

.50 Managerial Classified

3. Funding Source:

State School Fund

4. Budgetary Notes:

ALTERNATIVE ED	
100 Salaries	25,166
200 Associated PR Costs	18,922
300 Purchased Services	5,000
400 Supplies & Materials	200
600 Other	0
TOTAL	49,288

Requirements Report

		ACTUALS 1920	ACTUALS 2021	ADOPTED 2122	ADOPTED 2122 FTE	PROPOSED 2223	PROPOSED 2223 FTE	APPROVED 2223	ADOPTED 2223
Fund 100	**General Fund**								
Function 1280	**Alternative Education**								
111	Licensed Salaries	17,750	0	0	0.00	0	0.00	0	0
114	Managerial - Classified	0	0	0	0.00	25,166	0.50	25,166	0
211	Employer Contrib PERS	5,486	0	0	0.00	5,969	0.00	5,969	0
212	Employee Contribution Pick-Up	976	0	0	0.00	1,510	0.00	1,510	0
220	Social Sec/Medicare	1,134	0	0	0.00	1,676	0.00	1,676	0
231	Worker's Compensation	72	0	0	0.00	94	0.00	94	0
233	PFMLI	0	0	0	0.00	88	0.00	88	0
242	Group Health Insurance	2,500	0	0	0.00	9,585	0.00	9,585	0
371	Tuition Payments to Other Districts Within State	14,658	5,423	1,182	0.00	5,000	0.00	5,000	0
410	Consumable Supplies and Materials	0	0	156	0.00	100	0.00	100	0
420	Textbooks	935	585	128	0.00	100	0.00	100	0
460	Non-consumable Items	0	0	37	0.00	0	0.00	0	0
Total Function 1280	**Alternative Education**	**43,512**	**6,008**	**1,503**	**0.00**	**49,288**	**0.50**	**49,288**	**0**

ALSEA SCHOOL DISTRICT 7J
PROGRAM BUDGET INFORMATION

APPROVED 2022-2023

FUND: 100

FUNCTION: 1288

PROGRAM: Charter Schools

1. Program Description:

Expenditures related to an Oregon public charter school.

2. Personnel Data:

3. Funding Source:

State school fund

4. Budgetary Notes:

Paradigm curriculum software for LAHO

CHARTER SCHOOLS	
100 Salaries	0
200 Associated PR Costs	0
300 Purchased Services	0
400 Supplies & Materials	900,000
600 Other	0
TOTAL	900,000

Requirements Report

	ACTUALS 1920	ACTUALS 2021	ADOPTED 2122	ADOPTED 2122 FTE	PROPOSED 2223	PROPOSED 2223 FTE	APPROVED 2223	ADOPTED 2223
Fund 100 General Fund								
Function 1288 Charter Schools								
112 Classified Salaries	0	0	0	0.00	0	0.00	0	0
311 Instruction Services	0	10,000	0	0.00	0	0.00	0	0
360 Charter School Payments	707,455	776,518	859,200	0.00	0	0.00	0	0
410 Consumable Supplies and Materials	0	2,500	0	0.00	0	0.00	0	0
470 Computer Software	0	758,235	0	0.00	900,000	0.00	900,000	0
Total Function 1288 Charter Schools	**707,455**	**1,547,253**	**859,200**	**0.00**	**900,000**	**0.00**	**900,000**	**0**

ALSEA SCHOOL DISTRICT 7J
PROGRAM BUDGET INFORMATION

APPROVED 2022-2023

FUND: 100

FUNCTION: 1291

PROGRAM: English Language Learner (ELL) Programs

ELL	
100 Salaries	56,297
200 Associated PR Costs	36,449
300 Purchased Services	0
400 Supplies & Materials	0
600 Other	0
TOTAL	92,746

1. Program Description:

Instructional activities designed to improve English skills of students who do not speak English as their native language.

2. Personnel Data:

1.0 Licensed FTE

3. Funding Source:

State school fund

4. Budgetary Notes:

Supplemental services are provided through Title III, and ELL HB 3499 funding

Requirements Report

		ACTUALS 1920	ACTUALS 2021	ADOPTED 2122	ADOPTED 2122 FTE	PROPOSED 2223	PROPOSED 2223 FTE	APPROVED 2223	ADOPTED 2223
Fund 100 General Fund									
Function 1291 English Second Language Programs									
111	Licensed Salaries	0	0	0	0.00	56,297	1.00	56,297	0
211	Employer Contrib PERS	0	0	0	0.00	13,354	0.00	13,354	0
212	Employee Contribution Pick-Up	0	0	0	0.00	3,378	0.00	3,378	0
220	Social Sec/Medicare	0	0	0	0.00	4,297	0.00	4,297	0
231	Worker's Compensation	0	0	0	0.00	196	0.00	196	0
233	PFMLI	0	0	0	0.00	225	0.00	225	0
242	Group Health Insurance	0	0	0	0.00	15,000	0.00	15,000	0
Total Function 1291	**English Second Language Programs**	**0**	**0**	**0**	**0.00**	**92,746**	**1.00**	**92,746**	**0**

ALSEA SCHOOL DISTRICT 7J
PROGRAM BUDGET INFORMATION

APPROVED 2022-2023

FUND: 100

FUNCTION: 2113

PROGRAM: Social Work Services

SOCIAL WORK	
100 Salaries	0
200 Associated PR Costs	0
300 Purchased Services	56,054
400 Supplies & Materials	100
600 Other	100
TOTAL	56,254

1. Program Description:

Activities such as investigating and diagnosing student problems; casework and group work for students and parents; interpretation of student problems for other staff members; advocacy for change in circumstances surrounding the individual student which are related to the student's school problem(s).

2. Personnel Data:

3. Funding Source:

4. Budgetary Notes:

Staff are now funded through the SIA grant.
Includes contracted services for a social worker

Requirements Report

		ACTUALS 1920	ACTUALS 2021	ADOPTED 2122	ADOPTED 2122 FTE	PROPOSED 2223	PROPOSED 2223 FTE	APPROVED 2223	ADOPTED 2223
Fund 100	**General Fund**								
Function 2113	**Social Work Services**								
112	Classified Salaries	0	11,493	14,011	0.50	0	0.00	0	0
141	COVID-19 INCENTIVE PAY	0	2,500	0	0.00	0	0.00	0	0
211	Employer Contrib PERS	0	1,405	3,323	0.00	0	0.00	0	0
212	Employee Contribution Pick-Up	0	317	841	0.00	0	0.00	0	0
220	Social Sec/Medicare	0	1,070	1,072	0.00	0	0.00	0	0
231	Worker's Compensation	0	56	108	0.00	0	0.00	0	0
233	PFMLI	0	0	37	0.00	0	0.00	0	0
242	Group Health Insurance	0	0	15,000	0.00	0	0.00	0	0
310	Instructional, Professional and Technical Service	24,447	65,551	72,533	0.00	0	0.00	0	0
340	Travel	0	0	0	0.00	1,000	0.00	1,000	0
351	Telephone	0	721	0	0.00	1,000	0.00	1,000	0
389	Other Non-instructional Professional and Technical	0	0	0	0.00	54,054	0.00	54,054	0
410	Consumable Supplies and Materials	0	0	0	0.00	100	0.00	100	0
640	Dues and Fees	0	59	0	0.00	100	0.00	100	0
Total Function 2113	**Social Work Services**	**24,447**	**83,173**	**106,925**	**0.50**	**56,254**	**0.00**	**56,254**	**0**

ALSEA SCHOOL DISTRICT 7J
PROGRAM BUDGET INFORMATION

APPROVED 2022-2023

FUND: 100

FUNCTION: 2114

PROGRAM: Student Accounting Services

1. Program Description:

Activities of maintaining a database of records related to school attendance, family, and other census data. Data is used by teachers and guidance staff.

2. Personnel Data:

2.00 Classified FTE

3. Funding Source:

4. Budgetary Notes:

STUDENT ACCTG	
100 Salaries	82,036
200 Associated PR Costs	52,030
300 Purchased Services	0
400 Supplies & Materials	0
600 Other	0
TOTAL	134,066

Requirements Report

	ACTUALS 1920	ACTUALS 2021	ADOPTED 2122	ADOPTED 2122 FTE	PROPOSED 2223	PROPOSED 2223 FTE	APPROVED 2223	ADOPTED 2223
Fund 100 General Fund								
Function 2114 Student Accounting Services								
112 Classified Salaries	0	0	0	0.00	81,616	2.00	81,616	0
140 Additional Salary - Cell Phone Stipend	0	0	0	0.00	420	0.00	420	0
211 Employer Contrib PERS	0	0	0	0.00	19,359	0.00	19,359	0
212 Employee Contribution Pick-Up	0	0	0	0.00	4,897	0.00	4,897	0
220 Social Sec/Medicare	0	0	0	0.00	5,510	0.00	5,510	0
231 Worker's Compensation	0	0	0	0.00	313	0.00	313	0
233 PFMLI	0	0	0	0.00	288	0.00	288	0
242 Group Health Insurance	0	0	0	0.00	21,663	0.00	21,663	0
Total Function 2114 Student Accounting Services	**0**	**0**	**0**	**0.00**	**134,066**	**2.00**	**134,066**	**0**

ALSEA SCHOOL DISTRICT 7J
PROGRAM BUDGET INFORMATION

APPROVED 2022-2023

FUND: 100

FUNCTION: 2120

PROGRAM: Guidance Services

GUIDANCE SERVICES	
100 Salaries	69,610
200 Associated PR Costs	41,562
300 Purchased Services	0
400 Supplies & Materials	0
600 Other	0
TOTAL	111,172

1. Program Description:

Those activities of counseling students and parents; providing consultation with other staff members on learning problems; assisting students in personal and social development; assessing the abilities of students; assisting students as they make their own educational and career plans and choices; providing referral assistance; and working with other staff members in planning and conducting guidance programs for students.

2. Personnel Data:

1.0 Licensed FTE

3. Funding Source:

4. Budgetary Notes:

Requirements Report

	ACTUALS 1920	ACTUALS 2021	ADOPTED 2122	ADOPTED 2122 FTE	PROPOSED 2223	PROPOSED 2223 FTE	APPROVED 2223	ADOPTED 2223
Fund 100 General Fund								
Function 2120 Guidance Services								
111 Licensed Salaries	0	0	69,611	1.00	69,610	1.00	69,610	0
211 Employer Contrib PERS	0	0	18,677	0.00	16,512	0.00	16,512	0
212 Employee Contribution Pick-Up	0	0	4,177	0.00	4,177	0.00	4,177	0
220 Social Sec/Medicare	0	0	5,325	0.00	5,325	0.00	5,325	0
231 Worker's Compensation	0	0	520	0.00	271	0.00	271	0
233 PFMLI	0	0	139	0.00	278	0.00	278	0
242 Group Health Insurance	0	0	15,000	0.00	15,000	0.00	15,000	0
Total Function 2120 Guidance Services	**0**	**0**	**113,449**	**1.00**	**111,172**	**1.00**	**111,172**	**0**

ALSEA SCHOOL DISTRICT 7J
PROGRAM BUDGET INFORMATION

APPROVED 2022-2023

FUND: 100

FUNCTION: 2142

PROGRAM: Psychological Services

PSYCH SERVICES	
100 Salaries	0
200 Associated PR Costs	0
300 Purchased Services	40,000
400 Supplies & Materials	0
600 Other	0
TOTAL	40,000

1. Program Description:

Activities concerned with administering psychological tests and interpreting the results, gathering and interpreting information about student behavior, working with other staff members in planning school programs to meet the special needs of students as indicated by psychological tests, and behavioral evaluation and planning and managing a program of psychological services, including psychological counseling for students, staff and parents as well as student evaluations.

2. Personnel Data:

3. Funding Source:

4. Budgetary Notes:

Contracted services through LBLESD
Services provided to students on IEPs count towards Maintenance of Effort

Requirements Report

	ACTUALS 1920	ACTUALS 2021	ADOPTED 2122	ADOPTED 2122 FTE	PROPOSED 2223	PROPOSED 2223 FTE	APPROVED 2223	ADOPTED 2223
Fund 100 General Fund								
Function 2142 Psychological Testing Services								
389 Other Non-instructional Professional and Technical	0	0	0	0.00	40,000	0.00	40,000	0
Total Function 2142 Psychological Testing Services	**0**	**0**	**0**	**0.00**	**40,000**	**0.00**	**40,000**	**0**

ALSEA SCHOOL DISTRICT 7J
PROGRAM BUDGET INFORMATION

APPROVED 2022-2023

FUND: 100

FUNCTION: 2152

PROGRAM: Speech Pathology and Audiology Services

SPEECH SERVICES	
100 Salaries	0
200 Associated PR Costs	0
300 Purchased Services	49,809
400 Supplies & Materials	0
600 Other	0
TOTAL	49,809

1. Program Description:

Activities which have as their purpose the identification, assessment, and treatment of students with impairments in speech, hearing, and language.

2. Personnel Data:

3. Funding Source:

4. Budgetary Notes:

Contracted services through LBL ESD
Services provided to students on IEPs count towards Maintenance of Effort

Requirements Report

	ACTUALS 1920	ACTUALS 2021	ADOPTED 2122	ADOPTED 2122 FTE	PROPOSED 2223	PROPOSED 2223 FTE	APPROVED 2223	ADOPTED 2223
Fund 100 General Fund								
Function 2152 Speech Pathology Services								
310 Instructional, Professional and Technical Service	5,797	63,454	4,768	0.00	0	0.00	0	0
389 Other Non-instructional Professional and Technical	0	0	0	0.00	49,809	0.00	49,809	0
Total Function 2152 Speech Pathology Services	**5,797**	**63,454**	**4,768**	**0.00**	**49,809**	**0.00**	**49,809**	**0**

ALSEA SCHOOL DISTRICT 7J
PROGRAM BUDGET INFORMATION

APPROVED 2022-2023

FUND: 100

FUNCTION: 2160

PROGRAM: Other Student Treatment Services

OTHER STUDENT SERV	
100 Salaries	0
200 Associated PR Costs	0
300 Purchased Services	14,000
400 Supplies & Materials	0
600 Other	0
TOTAL	14,000

1. Program Description:

Activities associated with providing services such as occupational therapy, physical therapy, adaptive physical education, etc.

2. Personnel Data:

3. Funding Source:

4. Budgetary Notes:

Contracted service through LBL ESD for OT/PT
Services provided to students on IEPs count towards Maintenance of Effort

Requirements Report

	ACTUALS 1920	ACTUALS 2021	ADOPTED 2122	ADOPTED 2122 FTE	PROPOSED 2223	PROPOSED 2223 FTE	APPROVED 2223	ADOPTED 2223
Fund 100 General Fund								
Function 2160 Other Student Treatment Services								
389 Other Non-instructional Professional and Technical	0	0	0	0.00	14,000	0.00	14,000	0
Total Function 2160 Other Student Treatment Services	**0**	**0**	**0**	**0.00**	**14,000**	**0.00**	**14,000**	**0**

ALSEA SCHOOL DISTRICT 7J
PROGRAM BUDGET INFORMATION

APPROVED 2022-2023

FUND: 100

FUNCTION: 2190

PROGRAM: Service Direction, Student Support Services

1. Program Description:

Activities concerned with direction and management of student support services; e.g., special education, ESL and at risk programs. Expenditures for the special education director are recorded here.

SERVICE DIRECTION	
100 Salaries	171,215
200 Associated PR Costs	89,468
300 Purchased Services	0
400 Supplies & Materials	250
600 Other	0
TOTAL	260,933

2. Personnel Data:

1.25 Licensed FTE
1.0 Administrator FTE

3. Funding Source:

4. Budgetary Notes:

Requirements Report

		ACTUALS 1920	ACTUALS 2021	ADOPTED 2122	ADOPTED 2122 FTE	PROPOSED 2223	PROPOSED 2223 FTE	APPROVED 2223	ADOPTED 2223
Fund 100	**General Fund**								
Function 2190	**Service Direction, Student Support Services**								
111	Licensed Salaries	0	0	0	0.00	77,035	1.25	77,035	0
113	Administrators	0	0	0	0.00	94,180	1.00	94,180	0
114	Managerial - Classified	0	17,500	0	0.00	0	0.00	0	0
211	Employer Contrib PERS	0	5,605	0	0.00	40,612	0.00	40,612	0
212	Employee Contribution Pick-Up	0	1,050	0	0.00	10,273	0.00	10,273	0
220	Social Sec/Medicare	0	1,339	0	0.00	12,799	0.00	12,799	0
231	Worker's Compensation	0	69	0	0.00	619	0.00	619	0
233	PFMLI	0	0	0	0.00	669	0.00	669	0
242	Group Health Insurance	0	0	0	0.00	24,495	0.00	24,495	0
410	Consumable Supplies and Materials	0	0	128	0.00	250	0.00	250	0
Total Function 2190	**Service Direction, Student Support Services**	**0**	**25,563**	**128**	**0.00**	**260,933**	**2.25**	**260,933**	**0**

ALSEA SCHOOL DISTRICT 7J
PROGRAM BUDGET INFORMATION

APPROVED 2022-2023

FUND: 100

FUNCTION: 2222

PROGRAM: Library/Media Services

1. Program Description:

Activities concerned with the use of all teaching and learning resources, including hardware, software, print and non-print content materials, on-line and other distance learning resources. Educational media are defined as any device, content material, method, or experience used for teaching and learning purposes.

LIBRARY/MEDIA	
100 Salaries	0
200 Associated PR Costs	0
300 Purchased Services	0
400 Supplies & Materials	1,250
600 Other	0
TOTAL	1,250

2. Personnel Data:

3. Funding Source:

4. Budgetary Notes:

Requirements Report

	ACTUALS 1920	ACTUALS 2021	ADOPTED 2122	ADOPTED 2122 FTE	PROPOSED 2223	PROPOSED 2223 FTE	APPROVED 2223	ADOPTED 2223
Fund 100 General Fund								
Function 2222 Library/Media Center								
112 Classified Salaries	0	0	21,630	0.50	0	0.00	0	0
211 Employer Contrib PERS	0	0	5,131	0.00	0	0.00	0	0
212 Employee Contribution Pick-Up	0	0	1,298	0.00	0	0.00	0	0
220 Social Sec/Medicare	0	0	1,546	0.00	0	0.00	0	0
231 Worker's Compensation	0	0	1,737	0.00	0	0.00	0	0
233 PFMLI	0	0	40	0.00	0	0.00	0	0
242 Group Health Insurance	0	0	7,500	0.00	0	0.00	0	0
410 Consumable Supplies and Materials	0	0	31	0.00	50	0.00	50	0
430 Library Books	61	0	169	0.00	1,000	0.00	1,000	0
440 Periodicals	0	0	18	0.00	100	0.00	100	0
470 Computer Software	0	0	6	0.00	100	0.00	100	0
Total Function 2222 Library/Media Center	**61**	**0**	**39,106**	**0.50**	**1,250**	**0.00**	**1,250**	**0**

ALSEA SCHOOL DISTRICT 7J
PROGRAM BUDGET INFORMATION

APPROVED 2022-2023

FUND: 100

FUNCTION: 2240

PROGRAM: Instructional Staff Development

STAFF DEVELOPMENT	
100 Salaries	0
200 Associated PR Costs	0
300 Purchased Services	1,000
400 Supplies & Materials	0
600 Other	0
TOTAL	1,000

1. Program Description:

Activities specifically designed for instructional staff (including instructional assistants) to assist in preparing and utilizing special/new curriculum materials, understanding and utilizing best teaching practices, and any other activity designed to improve teacher performance. This function is for staff development that is related to instruction and includes external training attended by instructional staff.

2. Personnel Data:

3. Funding Source:

4. Budgetary Notes:

Supplemental activities are provided by Title II-A

Requirements Report

	ACTUALS 1920	ACTUALS 2021	ADOPTED 2122	ADOPTED 2122 FTE	PROPOSED 2223	PROPOSED 2223 FTE	APPROVED 2223	ADOPTED 2223
Fund 100 General Fund								
Function 2240 Instructional Staff Development								
245 Tuition Reimbursement	7,424	3,785	0	0.00	0	0.00	0	0
342 Travel, Out of District	0	0	188	0.00	1,000	0.00	1,000	0
640 Dues and Fees	0	0	875	0.00	0	0.00	0	0
Total Function 2240 Instructional Staff Development	**7,424**	**3,785**	**1,063**	**0.00**	**1,000**	**0.00**	**1,000**	**0**

ALSEA SCHOOL DISTRICT 7J
PROGRAM BUDGET INFORMATION

APPROVED 2022-2023

FUND: 100

FUNCTION: 2310

PROGRAM: Board of Education Services

BOARD OF ED	
100 Salaries	0
200 Associated PR Costs	25,000
300 Purchased Services	147,000
400 Supplies & Materials	3,750
600 Other	5,000
TOTAL	180,750

1. Program Description:

Activities of the legally elected or appointed body vested with responsibilities for educational planning and policy making. Includes audit and legal services.

2. Personnel Data:

3. Funding Source:

4. Budgetary Notes:

Requirements Report

		ACTUALS 1920	ACTUALS 2021	ADOPTED 2122	ADOPTED 2122 FTE	PROPOSED 2223	PROPOSED 2223 FTE	APPROVED 2223	ADOPTED 2223
Fund 100	**General Fund**								
Function 2310	**Board of Education Services**								
112	Classified Salaries	0	0	24,236	0.40	0	0.00	0	0
211	Employer Contrib PERS	0	0	5,749	0.00	0	0.00	0	0
212	Employee Contribution Pick-Up	0	0	1,454	0.00	0	0.00	0	0
220	Social Sec/Medicare	0	0	1,854	0.00	0	0.00	0	0
231	Worker's Compensation	0	0	184	0.00	25,000	0.00	25,000	0
232	Unemployment Compensation	0	17,111	0	0.00	0	0.00	0	0
233	PFMLI	0	0	48	0.00	0	0.00	0	0
319	Other Instructional, Professional and Technical S	0	750	0	0.00	4,000	0.00	4,000	0
342	Travel, Out of District	0	0	941	0.00	0	0.00	0	0
353	Postage	2,808	13,455	3,900	0.00	3,000	0.00	3,000	0
354	Advertising	3,440	117,708	3,000	0.00	2,500	0.00	2,500	0
355	Printing and Binding	0	0	4,000	0.00	500	0.00	500	0
381	Audit Services	8,500	6,500	8,000	0.00	25,000	0.00	25,000	0
382	Legal Services	0	5,035	2,500	0.00	75,000	0.00	75,000	0
388	Election Services	0	704	500	0.00	5,000	0.00	5,000	0
389	Other Non-instructional Professional and Technical	0	4,505	0	0.00	32,000	0.00	32,000	0
410	Consumable Supplies and Materials	1,463	3,818	732	0.00	1,000	0.00	1,000	0
460	Non-consumable Items	0	0	37	0.00	0	0.00	0	0
470	Computer Software	134	127	220	0.00	2,750	0.00	2,750	0
640	Dues and Fees	3,811	4,930	6,095	0.00	5,000	0.00	5,000	0
Total Function 2310	**Board of Education Services**	**20,156**	**174,641**	**63,450**	**0.40**	**180,750**	**0.00**	**180,750**	**0**

ALSEA SCHOOL DISTRICT 7J
PROGRAM BUDGET INFORMATION

APPROVED 2022-2023

FUND: 100

FUNCTION: 2321

PROGRAM: Office of the Superintendent Services

EXEC ADMIN	
100 Salaries	219,883
200 Associated PR Costs	118,720
300 Purchased Services	29,500
400 Supplies & Materials	2,500
600 Other	2,500
TOTAL	373,103

1. Program Description:

Activities performed by the superintendent in the general direction and management of all affairs of the district. Includes all personnel and materials in the office of the chief executive officer.

2. Personnel Data:

1.00 Managerial-Classified FTE
1.0 Administrative FTE

3. Funding Source:

4. Budgetary Notes:

Requirements Report

		ACTUALS 1920	ACTUALS 2021	ADOPTED 2122	ADOPTED 2122 FTE	PROPOSED 2223	PROPOSED 2223 FTE	APPROVED 2223	ADOPTED 2223
Fund 100	**General Fund**								
Function 2321	**Office of the Superintendent Services**								
112	Classified Salaries	0	0	36,354	0.60	0	0.00	0	0
113	Administrators	53,463	67,937	137,696	1.00	160,000	1.00	160,000	0
114	Managerial - Classified	0	0	0	0.00	59,483	1.00	59,483	0
140	Additional Salary - Cell Phone Stipend	840	420	420	0.00	400	0.00	400	0
141	COVID-19 INCENTIVE PAY	0	5,000	0	0.00	0	0.00	0	0
211	Employer Contrib PERS	14,690	19,498	41,384	0.00	57,145	0.00	57,145	0
212	Employee Contribution Pick-Up	3,256	4,401	10,468	0.00	13,193	0.00	13,193	0
220	Social Sec/Medicare	4,068	5,529	13,185	0.00	16,821	0.00	16,821	0
231	Worker's Compensation	217	268	1,297	0.00	796	0.00	796	0
233	PFMLI	0	0	344	0.00	766	0.00	766	0
242	Group Health Insurance	1,217	0	0	0.00	30,000	0.00	30,000	0
244	District-Paid TSA	1,200	1,219	2,400	0.00	0	0.00	0	0
342	Travel, Out of District	3,380	1,504	4,398	0.00	2,500	0.00	2,500	0
389	Other Non-instructional Professional and Technical	0	1,800	0	0.00	27,000	0.00	27,000	0
410	Consumable Supplies and Materials	2,681	2,571	309	0.00	500	0.00	500	0
460	Non-consumable Items	200	299	348	0.00	1,000	0.00	1,000	0
480	Computer Hardware	0	0	0	0.00	1,000	0.00	1,000	0
640	Dues and Fees	876	2,568	1,971	0.00	2,500	0.00	2,500	0
Total Function 2321	**Office of the Superintendent Services**	**86,087**	**113,014**	**250,574**	**1.60**	**373,103**	**2.00**	**373,103**	**0**

ALSEA SCHOOL DISTRICT 7J
PROGRAM BUDGET INFORMATION

APPROVED 2022-2023

FUND: 100

FUNCTION: 2410

PROGRAM: Office of the Principal Services

1. Program Description:

Activities concerned with directing and managing the operation of a particular school. Included are the activities performed by the principal, assistant principals, and other assistants in general supervision of all operations of the school; evaluation of the staff members of the school; assignment of duties to staff members; supervision and maintenance of the school records and coordination of school instruction activities with instructional activities of the district.

2. Personnel Data:

2.85 Classified FTE
4.50 Administrative FTE

3. Funding Source:

4. Budgetary Notes:

OFFICE OF PRINCIPAL	
100 Salaries	509,018
200 Associated PR Costs	281,621
300 Purchased Services	248,350
400 Supplies & Materials	4,750
600 Other	2,385
TOTAL	1,046,124

Requirements Report

		ACTUALS 1920	ACTUALS 2021	ADOPTED 2122	ADOPTED 2122 FTE	PROPOSED 2223	PROPOSED 2223 FTE	APPROVED 2223	ADOPTED 2223
Fund 100	**General Fund**								
Function 2410	**Office of the Principal Services**								
112	Classified Salaries	116,275	430,993	303,239	5.80	172,022	2.85	172,022	0
113	Administrators	53,463	162,937	282,597	2.70	336,156	4.50	336,156	0
121	Substitutes - Licensed	10,281	23,619	0	0.00	0	0.00	0	0
122	Substitutes - Classified	1,328	0	0	0.00	0	0.00	0	0
140	Additional Salary - Cell Phone Stipend	840	2,310	3,990	0.00	840	0.00	840	0
141	COVID-19 INCENTIVE PAY	0	17,500	0	0.00	0	0.00	0	0
162	Classified Retro	0	9,346	0	0.00	0	0.00	0	0
211	Employer Contrib PERS	50,412	181,925	148,703	0.00	129,649	0.00	129,649	0
212	Employee Contribution Pick-Up	10,314	34,161	35,390	0.00	29,221	0.00	29,221	0
220	Social Sec/Medicare	13,334	47,682	43,684	0.00	36,948	0.00	36,948	0
231	Worker's Compensation	778	2,472	4,458	0.00	3,800	0.00	3,800	0
233	PFMLI	0	0	1,159	0.00	1,932	0.00	1,932	0
242	Group Health Insurance	31,389	81,539	90,250	0.00	80,072	0.00	80,072	0
244	District-Paid TSA	1,200	1,181	0	0.00	0	0.00	0	0
310	Instructional, Professional and Technical Service	910	1,750	910	0.00	0	0.00	0	0
324	Rentals	0	0	0	0.00	200	0.00	200	0
342	Travel, Out of District	1,410	180	2,077	0.00	2,000	0.00	2,000	0
353	Postage	148	122	0	0.00	40,150	0.00	40,150	0
354	Advertising	0	0	0	0.00	200,000	0.00	200,000	0
355	Printing and Binding	436	613	0	0.00	1,000	0.00	1,000	0
389	Other Non-instructional Professional and Technical	0	0	0	0.00	5,000	0.00	5,000	0
410	Consumable Supplies and Materials	8,858	20,619	4,858	0.00	750	0.00	750	0
440	Periodicals	55	55	30	0.00	0	0.00	0	0
460	Non-consumable Items	1,882	3,628	830	0.00	3,000	0.00	3,000	0
470	Computer Software	0	0	28	0.00	1,000	0.00	1,000	0
640	Dues and Fees	1,817	1,401	2,448	0.00	2,385	0.00	2,385	0
Total Function 2410	**Office of the Principal Services**	**305,132**	**1,024,032**	**924,651**	**8.50**	**1,046,124**	**7.35**	**1,046,124**	**0**

ALSEA SCHOOL DISTRICT 7J
PROGRAM BUDGET INFORMATION

APPROVED 2022-2023

FUND: 100

FUNCTION: 2520

PROGRAM: Fiscal Services

1. Program Description:

Activities concerned with the fiscal operations of the district. This program area includes budgeting, receiving and disbursing, financial accounting, payroll, inventory control, and internal auditing.

FISCAL SERVICES	
100 Salaries	290,534
200 Associated PR Costs	145,469
300 Purchased Services	37,000
400 Supplies & Materials	9,100
600 Other	2,000
TOTAL	484,103

2. Personnel Data:

2.0 Classified FTE
2.0 Managerial FTE

3. Funding Source:

4. Budgetary Notes:

Requirements Report

		ACTUALS 1920	ACTUALS 2021	ADOPTED 2122	ADOPTED 2122 FTE	PROPOSED 2223	PROPOSED 2223 FTE	APPROVED 2223	ADOPTED 2223
Fund 100	**General Fund**								
Function 2520	**Fiscal Services**								
112	Classified Salaries	0	27,320	37,362	1.00	121,461	2.00	121,461	0
113	Administrators	0	0	0	0.00	167,812	2.00	167,812	0
114	Managerial - Classified	59,052	95,000	155,934	2.00	0	0.00	0	0
140	Additional Salary - Cell Phone Stipend	420	420	840	0.00	1,260	0.00	1,260	0
141	COVID-19 INCENTIVE PAY	0	7,500	0	0.00	0	0.00	0	0
211	Employer Contrib PERS	16,078	29,980	46,049	0.00	68,915	0.00	68,915	0
212	Employee Contribution Pick-Up	3,568	6,737	11,648	0.00	17,432	0.00	17,432	0
220	Social Sec/Medicare	4,471	9,926	14,614	0.00	21,716	0.00	21,716	0
231	Worker's Compensation	247	653	1,461	0.00	1,062	0.00	1,062	0
233	PFMLI	0	0	373	0.00	1,133	0.00	1,133	0
242	Group Health Insurance	10,368	26,858	45,000	0.00	35,312	0.00	35,312	0
244	District-Paid TSA	0	0	0	0.00	(100)	0.00	(100)	0
342	Travel, Out of District	850	0	1,415	0.00	7,000	0.00	7,000	0
380	Non-instructional Professional and Technical Servi	0	6,700	0	0.00	0	0.00	0	0
389	Other Non-instructional Professional and Technical	33,724	95,000	33,228	0.00	30,000	0.00	30,000	0
410	Consumable Supplies and Materials	56	2	134	0.00	1,000	0.00	1,000	0
460	Non-consumable Items	0	0	37	0.00	1,000	0.00	1,000	0
470	Computer Software	0	6,421	6	0.00	6,500	0.00	6,500	0
480	Computer Hardware	67	31	0	0.00	600	0.00	600	0
640	Dues and Fees	1,574	2,160	1,672	0.00	2,000	0.00	2,000	0
Total Function 2520	**Fiscal Services**	**130,475**	**314,708**	**349,773**	**3.00**	**484,103**	**4.00**	**484,103**	**0**

ALSEA SCHOOL DISTRICT 7J
PROGRAM BUDGET INFORMATION

APPROVED 2022-2023

FUND: 100

FUNCTION: 2540

PROGRAM: Operation and Maintenance of Plant Services

1. Program Description:

Activities concerned with keeping a physical plant open, comfortable, and safe for use, and keeping the grounds, buildings, and equipment in an effective working condition and state of repair.

2. Personnel Data:

5.13 Classified FTE
1.00 Managerial FTE

3. Funding Source:

4. Budgetary Notes:

OPERATION & MAINT	
100 Salaries	242,846
200 Associated PR Costs	134,769
300 Purchased Services	114,232
400 Supplies & Materials	79,077
500 Capital Outlay	20,000
600 Other	56,087
TOTAL	647,011

Requirements Report

		ACTUALS 1920	ACTUALS 2021	ADOPTED 2122	ADOPTED 2122 FTE	PROPOSED 2223	PROPOSED 2223 FTE	APPROVED 2223	ADOPTED 2223
Fund 100	**General Fund**								
Function 2540	**Operation and Maintenance of Plant Services**								
112	Classified Salaries	12,426	18,516	59,910	3.50	152,913	5.13	152,913	0
114	Managerial - Classified	42,170	63,000	69,414	0.90	82,014	1.00	82,014	0
122	Substitutes - Classified	4,318	25,382	46,320	0.00	7,500	0.00	7,500	0
140	Additional Salary - Cell Phone Stipend	420	420	420	0.00	420	0.00	420	0
141	COVID-19 INCENTIVE PAY	0	7,500	0	0.00	0	0.00	0	0
211	Employer Contrib PERS	15,355	24,339	38,720	0.00	53,424	0.00	53,424	0
212	Employee Contribution Pick-Up	3,384	5,597	9,794	0.00	13,677	0.00	13,677	0
220	Social Sec/Medicare	4,491	8,513	13,329	0.00	17,753	0.00	17,753	0
231	Worker's Compensation	1,437	2,627	9,248	0.00	5,208	0.00	5,208	0
233	PFMLI	0	0	355	0.00	918	0.00	918	0
242	Group Health Insurance	10,206	16,635	49,040	0.00	43,789	0.00	43,789	0
310	Instructional, Professional and Technical Service	13,243	2,538	6,572	0.00	0	0.00	0	0
321	Cleaning Services	63,936	82,905	68,200	0.00	0	0.00	0	0
322	Repairs and Maintenance Services	19,774	15,876	61,988	0.00	35,000	0.00	35,000	0
324	Rentals	1,189	7,760	2,732	0.00	2,732	0.00	2,732	0
325	Electricity	20,652	21,722	25,000	0.00	50,000	0.00	50,000	0
326	Fuel	33,567	9,758	40,000	0.00	10,000	0.00	10,000	0
327	Water and Sewage	3,996	3,570	7,000	0.00	7,000	0.00	7,000	0
328	Garbage	5,383	7,961	8,500	0.00	8,500	0.00	8,500	0
342	Travel, Out of District	175	0	215	0.00	400	0.00	400	0
351	Telephone	7,029	9,292	11,690	0.00	600	0.00	600	0
410	Consumable Supplies and Materials	1,942	1,994	1,002	0.00	2,000	0.00	2,000	0
416	Custodial Supplies	22,843	38,272	21,916	0.00	40,000	0.00	40,000	0
417	Maintenance Supplies	26,752	22,103	25,725	0.00	25,000	0.00	25,000	0
460	Non-consumable Items	10,596	40,250	12,077	0.00	12,077	0.00	12,077	0
520	Buildings Acquisition	65,881	0	65,881	0.00	0	0.00	0	0
541	Initial and Additional Equipment Purchase	0	0	0	0.00	10,000	0.00	10,000	0
542	Replacement Equipment Purchase	5,967	0	5,967	0.00	10,000	0.00	10,000	0
640	Dues and Fees	712	510	887	0.00	887	0.00	887	0
653	Property Insurance Premiums	31,509	38,811	35,300	0.00	55,200	0.00	55,200	0
Total Function 2540	**Operation and Maintenance of Plant Services**	**429,352**	**475,851**	**697,202**	**4.40**	**647,012**	**6.13**	**647,012**	**0**

ALSEA SCHOOL DISTRICT 7J
PROGRAM BUDGET INFORMATION

APPROVED 2022-2023

FUND: 100

FUNCTION: 2544

PROGRAM: Maintenance

MAINTENANCE	
100 Salaries	
200 Associated PR Costs	0
300 Purchased Services	0
400 Supplies & Materials	0
600 Other	0
TOTAL	0

1. Program Description:

Expenditures for activities concerned with maintenance of the total district's physical plant, including repair and replacement of facilities and equipment.

2. Personnel Data:

3. Funding Source:

4. Budgetary Notes:

Historical information. All costs now coded to Function 2540 Operation and Maintenance

Requirements Report

	ACTUALS 1920	ACTUALS 2021	ADOPTED 2122	ADOPTED 2122 FTE	PROPOSED 2223	PROPOSED 2223 FTE	APPROVED 2223	ADOPTED 2223
Fund 100 General Fund								
Function 2544 Maintenance								
322 Repairs and Maintenance Services	0	1,937	0	0.00	0	0.00	0	0
324 Rentals	4,037	6,845	6,475	0.00	0	0.00	0	0
410 Consumable Supplies and Materials	0	0	78	0.00	0	0.00	0	0
Total Function 2544 Maintenance	**4,037**	**8,782**	**6,553**	**0.00**	**0**	**0.00**	**0**	**0**

ALSEA SCHOOL DISTRICT 7J
PROGRAM BUDGET INFORMATION

APPROVED 2022-2023

FUND: 100

FUNCTION: 2550

PROGRAM: Student Transportation Services

STUDENT TRANSPORT	
100 Salaries	778,156
200 Associated PR Costs	434,707
300 Purchased Services	71,000
400 Supplies & Materials	110,500
500 Capital Outlay	30,000
600 Other	35,000
TOTAL	1,459,363

1. Program Description:

Activities concerned with the transportation of students between home and school, as provided by state law, including trips to school activities.

2. Personnel Data:

13.83 Classified FTE
4.0 Managerial FTE
.50 Substitute FTE

3. Funding Source:

State School Fund

4. Budgetary Notes:

Includes contracted transportation for Willamette Leadership Academy, and Kings Valley Charter School

Requirements Report

		ACTUALS 1920	ACTUALS 2021	ADOPTED 2122	ADOPTED 2122 FTE	PROPOSED 2223	PROPOSED 2223 FTE	APPROVED 2223	ADOPTED 2223
Fund 100	**General Fund**								
Function 2550	**Student Transportation Services**								
112	Classified Salaries	154,843	237,796	297,161	10.52	520,653	13.83	520,653	0
114	Managerial - Classified	52,016	128,946	201,629	3.35	247,498	4.00	247,498	0
122	Substitutes - Classified	19,963	87,283	45,579	0.50	10,005	0.50	10,005	0
130	Additional Salary	9,174	7,161	0	0.00	0	0.00	0	0
140	Additional Salary - Cell Phone Stipend	420	420	1,680	0.00	0	0.00	0	0
141	COVID-19 INCENTIVE PAY	0	22,500	0	0.00	0	0.00	0	0
211	Employer Contrib PERS	56,723	106,435	129,446	0.00	184,256	0.00	184,256	0
212	Employee Contribution Pick-Up	12,350	23,203	32,094	0.00	46,055	0.00	46,055	0
220	Social Sec/Medicare	17,865	36,840	41,672	0.00	58,473	0.00	58,473	0
231	Worker's Compensation	19,438	16,088	39,301	0.00	29,416	0.00	29,416	0
233	PFMLI	0	0	1,217	0.00	3,057	0.00	3,057	0
242	Group Health Insurance	56,244	73,701	254,956	0.00	113,449	0.00	113,449	0
310	Instructional, Professional and Technical Service	11,101	3,384	6,002	0.00	0	0.00	0	0
320	Property Services	30,146	22,137	23,485	0.00	11,000	0.00	11,000	0
322	Repairs and Maintenance Services	0	0	0	0.00	12,000	0.00	12,000	0
324	Rentals	5,117	0	1,493	0.00	7,000	0.00	7,000	0
329	Other Property Services	73,958	55,203	58,500	0.00	8,000	0.00	8,000	0
331	Reimbursable Student Transportation	5,724	4,809	6,500	0.00	8,500	0.00	8,500	0
340	Travel	0	0	600	0.00	0	0.00	0	0
342	Travel, Out of District	313	79	335	0.00	3,000	0.00	3,000	0
351	Telephone	3,524	8,728	5,821	0.00	8,500	0.00	8,500	0
389	Other Non-instructional Professional and Technical	0	3,057	0	0.00	13,000	0.00	13,000	0
390	Other General Professional and Technological Servi	229,910	0	0	0.00	0	0.00	0	0
410	Consumable Supplies and Materials	12,699	17,555	9,647	0.00	10,000	0.00	10,000	0
418	Transportation Fuel	0	0	0	0.00	80,000	0.00	80,000	0
460	Non-consumable Items	7,163	12,054	4,791	0.00	18,000	0.00	18,000	0
470	Computer Software	100	414	100	0.00	2,500	0.00	2,500	0
564	Bus Acquisition	0	128,990	0	0.00	30,000	0.00	30,000	0
640	Dues and Fees	907	3,523	702	0.00	3,000	0.00	3,000	0
653	Property Insurance Premiums	18,850	20,129	14,900	0.00	32,000	0.00	32,000	0
Total Function 2550	**Student Transportation Services**	**798,550**	**1,020,436**	**1,177,611**	**14.37**	**1,459,364**	**18.33**	**1,459,364**	**0**

ALSEA SCHOOL DISTRICT 7J
PROGRAM BUDGET INFORMATION

APPROVED 2022-2023

FUND: 100

FUNCTION: 2558

PROGRAM: Special Education Transportation

1. Program Description:

Activities concerned with providing transportation to special education students. Driving of buses, providing attendant services, fuel, supplies and equipment on dedicated special education routes are included here.

2. Personnel Data:

1.48 Classified FTE

3. Funding Source:

State school fund

4. Budgetary Notes:

SPED TRANSPORT	
100 Salaries	36,336
200 Associated PR Costs	17,767
300 Purchased Services	0
400 Supplies & Materials	0
600 Other	0
TOTAL	54,103

Requirements Report

		ACTUALS 1920	ACTUALS 2021	ADOPTED 2122	ADOPTED 2122 FTE	PROPOSED 2223	PROPOSED 2223 FTE	APPROVED 2223	ADOPTED 2223
Fund 100	**General Fund**								
Function 2558	**Special Education Transportation Services**								
112	Classified Salaries	6,220	0	4,920	0.18	36,336	1.48	36,336	0
122	Substitutes - Classified	585	1,097	0	0.00	0	0.00	0	0
211	Employer Contrib PERS	1,524	292	1,485	0.00	8,585	0.00	8,585	0
212	Employee Contribution Pick-Up	349	66	367	0.00	2,172	0.00	2,172	0
220	Social Sec/Medicare	520	80	373	0.00	2,758	0.00	2,758	0
231	Worker's Compensation	253	26	361	0.00	1,018	0.00	1,018	0
233	PFMLI	0	0	11	0.00	144	0.00	144	0
242	Group Health Insurance	867	0	3,750	0.00	3,090	0.00	3,090	0
Total Function 2558	**Special Education Transportation Services**	**10,318**	**1,560**	**11,267**	**0.18**	**54,103**	**1.48**	**54,103**	**0**

ALSEA SCHOOL DISTRICT 7J
PROGRAM BUDGET INFORMATION

APPROVED 2022-2023

FUND: 100

FUNCTION: 2572

PROGRAM: Purchasing Services

PURCHASING SERV	
100 Salaries	0
200 Associated PR Costs	0
300 Purchased Services	0
400 Supplies & Materials	0
600 Other	0
TOTAL	0

1. Program Description:

Activities of purchasing supplies, furniture, equipment, and materials, used in school or district operations.

2. Personnel Data:

3. Funding Source:

4. Budgetary Notes:

Historical information

Requirements Report

	ACTUALS 1920	ACTUALS 2021	ADOPTED 2122	ADOPTED 2122 FTE	PROPOSED 2223	PROPOSED 2223 FTE	APPROVED 2223	ADOPTED 2223
Fund 100 General Fund								
Function 2572 Purchasing Services								
112 Classified Salaries	7,330	11,000	12,119	0.20	0	0.00	0	0
211 Employer Contrib PERS	1,982	2,924	3,221	0.00	0	0.00	0	0
212 Employee Contribution Pick-Up	440	660	727	0.00	0	0.00	0	0
220 Social Sec/Medicare	561	841	927	0.00	0	0.00	0	0
231 Worker's Compensation	32	41	91	0.00	0	0.00	0	0
233 PFMLI	0	0	24	0.00	0	0.00	0	0
Total Function 2572 Purchasing Services	**10,344**	**15,466**	**17,109**	**0.20**	**0**	**0.00**	**0**	**0**

ALSEA SCHOOL DISTRICT 7J
PROGRAM BUDGET INFORMATION

APPROVED 2022-2023

FUND: 100

FUNCTION: 2660

PROGRAM: Technology Services

1. Program Description:

Activities concerned with all aspects of Technology which includes Computing and Data Processing Services such as networking and telecommunications costs like telephones. Use for major administrative technology expenditures as well as repair of administrative technology, central networking.

2. Personnel Data:

1.0 Classified FTE

3. Funding Source:

4. Budgetary Notes:

TECHNOLOGY	
100 Salaries	70,878
200 Associated PR Costs	41,937
300 Purchased Services	55,600
400 Supplies & Materials	53,500
500 Capital Outlay	45,000
600 Other	1.000
TOTAL	267,915

Requirements Report

		ACTUALS 1920	ACTUALS 2021	ADOPTED 2122	ADOPTED 2122 FTE	PROPOSED 2223	PROPOSED 2223 FTE	APPROVED 2223	ADOPTED 2223
Fund 100	**General Fund**								
Function 2660	**Technology Services**								
112	Classified Salaries	0	0	0	0.00	54,907	1.00	54,907	0
141	COVID-19 INCENTIVE PAY	0	2,500	0	0.00	0	0.00	0	0
154	Licensed Extra Duty	0	0	0	0.00	6,388	0.00	6,388	0
155	Classified Extra Duty	0	19,165	20,697	0.00	9,582	0.00	9,582	0
211	Employer Contrib PERS	0	5,094	4,910	0.00	16,812	0.00	16,812	0
212	Employee Contribution Pick-Up	0	1,150	1,242	0.00	4,253	0.00	4,253	0
220	Social Sec/Medicare	0	1,568	1,482	0.00	5,325	0.00	5,325	0
231	Worker's Compensation	0	85	159	0.00	269	0.00	269	0
233	PFMLI	0	0	39	0.00	278	0.00	278	0
242	Group Health Insurance	0	0	0	0.00	15,000	0.00	15,000	0
310	Instructional, Professional and Technical Service	5,424	1,520	3,536	0.00	0	0.00	0	0
322	Repairs and Maintenance Services	0	295	0	0.00	5,000	0.00	5,000	0
351	Telephone	2,759	4,096	12,089	0.00	17,600	0.00	17,600	0
359	Other Communication Services	22,010	25,203	23,295	0.00	15,000	0.00	15,000	0
389	Other Non-instructional Professional and Technical	0	17,792	552	0.00	18,000	0.00	18,000	0
410	Consumable Supplies and Materials	3,854	1,576	3,511	0.00	2,000	0.00	2,000	0
460	Non-consumable Items	1,764	6,778	2,474	0.00	4,000	0.00	4,000	0
470	Computer Software	4,866	199,441	3,007	0.00	22,500	0.00	22,500	0
480	Computer Hardware	29,989	100,734	32,509	0.00	25,000	0.00	25,000	0
550	Depreciable Technology	0	0	0	0.00	45,000	0.00	45,000	0
640	Dues and Fees	0	0	729	0.00	1,000	0.00	1,000	0
653	Property Insurance Premiums	234	0	233	0.00	0	0.00	0	0
Total Function 2660	**Technology Services**	**70,899**	**386,997**	**110,464**	**0.00**	**267,915**	**1.00**	**267,915**	**0**

ALSEA SCHOOL DISTRICT 7J
PROGRAM BUDGET INFORMATION

APPROVED 2022-2023

FUND: 100

FUNCTION: 5110

PROGRAM: Debt Service

1. Program Description:

The servicing of the debt of a district

2. Personnel Data:

3. Funding Source:

4. Budgetary Notes:

Preschool principal and interest payments

DEBT SERVICE	
100 Salaries	0
200 Associated PR Costs	0
300 Purchased Services	0
400 Supplies & Materials	0
600 Other	19,995
TOTAL	19,995

Requirements Report

	ACTUALS 1920	ACTUALS 2021	ADOPTED 2122	ADOPTED 2122 FTE	PROPOSED 2223	PROPOSED 2223 FTE	APPROVED 2223	ADOPTED 2223
Fund 100 General Fund								
Function 5110 Long-Term Debt Service								
610 Redemption of Principal	145,366	126,287	129,610	0.00	17,649	0.00	17,649	0
621 Regular Interest	5,327	4,557	5,300	0.00	2,346	0.00	2,346	0
622 Bus & Bus Garage Interest	6,432	10,434	16,589	0.00	0	0.00	0	0
Total Function 5110 Long-Term Debt Service	**157,125**	**141,278**	**151,499**	**0.00**	**19,995**	**0.00**	**19,995**	**0**

ALSEA SCHOOL DISTRICT 7J
PROGRAM BUDGET INFORMATION

APPROVED 2022-2023

FUND: 100

FUNCTION: 5200

PROGRAM: Transfers of Funds

1. Program Description:

These are transactions which withdraw money from one fund and place it in another without recourse.

2. Personnel Data:

3. Funding Source:

4. Budgetary Notes:

Transfers to:

Nutrition Serivces Fund
Bus Replacement Fund
Capital Projects Fund

TRANSFERS OF FUNDS	
100 Salaries	0
200 Associated PR Costs	0
300 Purchased Services	0
400 Supplies & Materials	0
700 Fund Modifications	530,000
TOTAL	530,000

Requirements Report

	ACTUALS 1920	ACTUALS 2021	ADOPTED 2122	ADOPTED 2122 FTE	PROPOSED 2223	PROPOSED 2223 FTE	APPROVED 2223	ADOPTED 2223
Fund 100 General Fund								
Function 5200 Transfers of Funds								
790 Other Transfers	26,580	60,696	76,500	0.00	120,000	0.00	120,000	0
792 Bus Replacement Fund Transfer	5,000	5,000	5,000	0.00	210,000	0.00	210,000	0
794 Capital Projects Working Fund Transfer	5,000	159,304	200,000	0.00	200,000	0.00	200,000	0
Total Function 5200 Transfers of Funds	**36,580**	**225,000**	**281,500**	**0.00**	**530,000**	**0.00**	**530,000**	**0**

ALSEA SCHOOL DISTRICT 7J
PROGRAM BUDGET INFORMATION

APPROVED 2022-2023

FUND: 100

FUNCTION: 6110

PROGRAM: Operating Contingency

1. Program Description:

Expenditures which cannot be foreseen and planned in the budget process because of an occurrence of an unusual or extraordinary event. Budgeted amount to be transferred by school board resolution to the proper expenditure code.

CONTINGENCY	
100 Salaries	
200 Associated PR Costs	
300 Purchased Services	
400 Supplies & Materials	
800 Planned Reserve	120,000
TOTAL	120,000

2. Personnel Data:

3. Funding Source:

4. Budgetary Notes:

Requirements Report

	ACTUALS 1920	ACTUALS 2021	ADOPTED 2122	ADOPTED 2122 FTE	PROPOSED 2223	PROPOSED 2223 FTE	APPROVED 2223	ADOPTED 2223
Fund 100 General Fund								
Function 6110 Operating Contingency								
810 Planned Reserve	0	0	93,755	0.00	120,000	0.00	120,000	0
Total Function 6110 Operating Contingency	**0**	**0**	**93,755**	**0.00**	**120,000**	**0.00**	**120,000**	**0**

ALSEA SCHOOL DISTRICT 7J
PROGRAM BUDGET INFORMATION

APPROVED 2022-2023

FUND: 100

FUNCTION: 7000

PROGRAM: Unappropriated Ending Fund Balance

END FUND BALANCE	
100 Salaries	
200 Associated PR Costs	
300 Purchased Services	
400 Supplies & Materials	
800 Reserved for Next Year	1,341,734
TOTAL	1,341,734

1. Program Description:

An estimate of funds needed to maintain operations of the school district from July 1 of the ensuing fiscal year and the time when sufficient new revenues become available to meet cash flow needs of the fund. No expenditure shall be made from the unappropriated ending fund balance in the year in which it is budgeted.

2. Personnel Data:

3. Funding Source:

4. Budgetary Notes:

Requirements Report

	ACTUALS 1920	ACTUALS 2021	ADOPTED 2122	ADOPTED 2122 FTE	PROPOSED 2223	PROPOSED 2223 FTE	APPROVED 2223	ADOPTED 2223
Fund 100 General Fund								
Function 7000 Unappropriated Ending Fund Balance								
820 Reserved for Next Year	2,300,055	1,696,388	1,000,000	0.00	1,341,734	0.00	1,341,734	0
Total Function 7000 Unappropriated Ending Fund Balance	**2,300,055**	**1,696,388**	**1,000,000**	**0.00**	**1,341,734**	**0.00**	**1,341,734**	**0**

Requirements Report

	ACTUALS 1920	ACTUALS 2021	ADOPTED 2122	ADOPTED 2122 FTE	PROPOSED 2223	PROPOSED 2223 FTE	APPROVED 2223	ADOPTED 2223
Fund 100 General Fund								
Total Fund 100 General Fund	6,815,293	10,689,133	10,445,592	81.80	12,907,799	112.43	12,907,799	0

SPECIAL REVENUE FUNDS

Account for proceeds of specific revenue sources that are legally restricted to expenditure for specified purposes.

Major sources of special revenue funds are state and federal grants which include:

ESSER, Title I-A, Title II-A, IDEA, Student Investment Account (SIA), and High School Success (M98)

New from the state in 2022-23 is the Education Staff Retention and Recruitment grant from HB 4030

Alsea School District 7J
P.O. Box B Alsea, OR 97324

Resources Report

		ACTUALS 1920	ACTUALS 2021	ADOPTED 2122	ADOPTED 2122 FTE	PROPOSED 2223	PROPOSED 2223 FTE	APPROVED 2223	ADOPTED 2223
Fund 200	**Special Revenue Funds**								
1510	Interest on Investments	8	8	50	0.00	50	0.00	50	0
1610	Daily Sales - Reimbursable Programs	193	315	0	0.00	1,500	0.00	1,500	0
1700	Extra-Curricular Activities	0	5	0	0.00	0	0.00	0	0
1740	Fees	0	0	500	0.00	500	0.00	500	0
1760	Club Fund Raising	29,699	10,180	43,250	0.00	43,250	0.00	43,250	0
1920	Contributions/Donations	0	3,053	2,000	0.00	2,000	0.00	2,000	0
1940	Services Provided to Education Agencie	0	0	0	0.00	8,500	0.00	8,500	0
1960	Recovery of Prior Years' Expenditure	0	50	0	0.00	0	0.00	0	0
1990	Miscellaneous	(42)	1,877	10,000	0.00	10,000	0.00	10,000	0
2102	Education Service District Resources	0	0	0	0.00	26,642	0.00	26,642	0
2200	Restricted Revenue	0	38,942	0	0.00	0	0.00	0	0
3199	Other Unrestricted Grants-In-Aid	21,815	0	23,399	0.00	12,176	0.00	12,176	0
3299	Other Restricted Grants-In-Aid	102,059	471,342	598,107	0.00	1,047,518	0.00	1,047,518	0
4100	Unrestricted Revenue Direct, Federal RE	14,790	26,808	0	0.00	23,663	0.00	23,663	0
4300	Restricted Revenue Direct From the Fed	0	0	0	0.00	200,000	0.00	200,000	0
4500	Restricted Revenue, Federal Governmer	177,986	353,173	371,265	0.00	638,806	0.00	638,806	0
4501	Medicaid Reimbursement for EI	4,859	0	0	0.00	0	0.00	0	0
4700	Grants-In-Aid From the Federal Governn	0	0	0	0.00	100,000	0.00	100,000	0
4910	Federal Commodities	3,739	0	0	0.00	0	0.00	0	0
5200	Interfund Transfers	31,580	65,696	81,500	0.00	330,000	0.00	330,000	0
5400	Resources - Beginning Fund Balance	10,907	(70,811)	59,501	0.00	55,724	0.00	55,724	0
9701	BFB Student Activities	38,839	38,839	0	0.00	22,150	0.00	22,150	0
Total Fund 200	**Special Revenue Funds**	**436,433**	**939,479**	**1,189,572**	**0.00**	**2,522,480**	**0.00**	**2,522,480**	**0**

Alsea School District 7J
P.O. Box B Alsea, OR 97324

Requirements Report

		ACTUALS 1920	ACTUALS 2021	ADOPTED 2122	ADOPTED 2122 FTE	PROPOSED 2223	PROPOSED 2223 FTE	APPROVED 2223	ADOPTED 2223
Fund 200	**Special Revenue Funds**								
Function 1111	**Elementary, K-5**								
111	Licensed Salaries	0	60,902	243,775	4.30	90,200	2.00	90,200	0
112	Classified Salaries	0	0	0	0.00	72,771	2.00	72,771	0
121	Substitutes - Licensed	0	0	10,000	0.00	0	0.00	0	0
130	Additional Salary	0	0	0	0.00	28,000	0.00	28,000	0
211	Employer Contrib PERS	0	15,794	70,090	0.00	38,657	0.00	38,657	0
212	Employee Contribution Pick-Up	0	3,565	13,851	0.00	9,778	0.00	9,778	0
220	Social Sec/Medicare	0	4,546	20,457	0.00	14,925	0.00	14,925	0
231	Worker's Compensation	0	469	2,027	0.00	615	0.00	615	0
233	PFMLI	0	0	657	0.00	624	0.00	624	0
242	Group Health Insurance	0	14,293	76,760	0.00	48,850	0.00	48,850	0
390	Other General Professional and Technological Servi	0	0	34,913	0.00	0	0.00	0	0
410	Consumable Supplies and Materials	0	0	1,403	0.00	31,000	0.00	31,000	0
Total Function 1111	**Elementary, K-5**	**0**	**99,568**	**473,933**	**4.30**	**335,420**	**4.00**	**335,420**	**0**
Function 1113	**Elementary Extra-curricular**								
340	Travel	0	1,164	0	0.00	0	0.00	0	0
343	Travel, Student Out of District	0	0	550	0.00	550	0.00	550	0
410	Consumable Supplies and Materials	1,332	746	25,000	0.00	25,000	0.00	25,000	0
430	Library Books	0	0	500	0.00	500	0.00	500	0
460	Non-consumable Items	108	0	500	0.00	500	0.00	500	0
480	Computer Hardware	0	0	500	0.00	500	0.00	500	0
640	Dues and Fees	0	0	100	0.00	100	0.00	100	0
Total Function 1113	**Elementary Extra-curricular**	**1,439**	**1,910**	**27,150**	**0.00**	**27,150**	**0.00**	**27,150**	**0**
Function 1121	**Middle/Junior High Programs**								
111	Licensed Salaries	0	0	0	0.00	82,088	2.00	82,088	0
130	Additional Salary	0	0	0	0.00	30,000	0.00	30,000	0
211	Employer Contrib PERS	0	0	0	0.00	19,471	0.00	19,471	0
212	Employee Contribution Pick-Up	0	0	0	0.00	5,109	0.00	5,109	0
220	Social Sec/Medicare	0	0	0	0.00	9,280	0.00	9,280	0
231	Worker's Compensation	0	0	0	0.00	313	0.00	313	0

Requirements Report

		ACTUALS 1920	ACTUALS 2021	ADOPTED 2122	ADOPTED 2122 FTE	PROPOSED 2223	PROPOSED 2223 FTE	APPROVED 2223	ADOPTED 2223
Fund 200	**Special Revenue Funds**								
Function 1121	**Middle/Junior High Programs**								
233	PFMLI	0	0	0	0.00	328	0.00	328	0
242	Group Health Insurance	0	0	0	0.00	15,559	0.00	15,559	0
410	Consumable Supplies and Materials	0	0	0	0.00	11,000	0.00	11,000	0
Total Function 1121	**Middle/Junior High Programs**	**0**	**0**	**0**	**0.00**	**173,148**	**2.00**	**173,148**	**0**
Function 1122	**Middle/Junior High School Extra-curricular**								
151	Club Advisor/Activities	1,680	0	0	0.00	0	0.00	0	0
211	Employer Contrib PERS	447	0	0	0.00	0	0.00	0	0
212	Employee Contribution Pick-Up	101	0	0	0.00	0	0.00	0	0
220	Social Sec/Medicare	127	0	0	0.00	0	0.00	0	0
231	Worker's Compensation	7	0	0	0.00	0	0.00	0	0
374	Other Tuition	2,041	0	8,550	0.00	0	0.00	0	0
410	Consumable Supplies and Materials	0	0	0	0.00	2,500	0.00	2,500	0
419	Athletic Uniforms	0	0	0	0.00	1,000	0.00	1,000	0
460	Non-consumable Items	0	0	0	0.00	2,000	0.00	2,000	0
Total Function 1122	**Middle/Junior High School Extra-curricular**	**4,402**	**0**	**8,550**	**0.00**	**5,500**	**0.00**	**5,500**	**0**
Function 1131	**High School Programs**								
111	Licensed Salaries	31,367	56,091	81,901	1.60	72,112	1.14	72,112	0
130	Additional Salary	0	0	0	0.00	30,000	0.00	30,000	0
211	Employer Contrib PERS	6,399	14,519	19,708	0.00	17,081	0.00	17,081	0
212	Employee Contribution Pick-Up	1,364	3,271	4,914	0.00	4,320	0.00	4,320	0
220	Social Sec/Medicare	2,307	4,090	6,178	0.00	8,481	0.00	8,481	0
231	Worker's Compensation	131	425	621	0.00	268	0.00	268	0
233	PFMLI	0	0	215	0.00	280	0.00	280	0
242	Group Health Insurance	9,636	12,837	21,000	0.00	34,917	0.00	34,917	0
371	Tuition Payments to Other Districts Within State	0	6,065	0	0.00	0	0.00	0	0
410	Consumable Supplies and Materials	274	5,639	0	0.00	24,425	0.00	24,425	0
460	Non-consumable Items	6,615	32,206	0	0.00	20,000	0.00	20,000	0
470	Computer Software	6,241	3,146	2,100	0.00	1,000	0.00	1,000	0
480	Computer Hardware	3,350	19,946	0	0.00	0	0.00	0	0
541	Initial and Additional Equipment Purchase	0	36,194	0	0.00	0	0.00	0	0
Total Function 1131	**High School Programs**	**67,683**	**194,430**	**136,637**	**1.60**	**212,883**	**1.14**	**212,883**	**0**

Requirements Report

		ACTUALS 1920	ACTUALS 2021	ADOPTED 2122	ADOPTED 2122 FTE	PROPOSED 2223	PROPOSED 2223 FTE	APPROVED 2223	ADOPTED 2223
Fund 200	**Special Revenue Funds**								
Function 1132	**High School Extra-curricular**								
151	Club Advisor/Activities	1,260	0	0	0.00	0	0.00	0	0
211	Employer Contrib PERS	335	0	0	0.00	0	0.00	0	0
212	Employee Contribution Pick-Up	76	0	0	0.00	0	0.00	0	0
220	Social Sec/Medicare	96	0	0	0.00	0	0.00	0	0
231	Worker's Compensation	5	0	0	0.00	0	0.00	0	0
324	Rentals	0	2,394	0	0.00	4,000	0.00	4,000	0
340	Travel	0	3,206	0	0.00	0	0.00	0	0
343	Travel, Student Out of District	788	0	22,000	0.00	26,000	0.00	26,000	0
370	Tuition	0	3,000	0	0.00	3,000	0.00	3,000	0
374	Other Tuition	1,500	0	2,000	0.00	2,000	0.00	2,000	0
410	Consumable Supplies and Materials	23,838	6,870	38,000	0.00	50,500	0.00	50,500	0
419	Athletic Uniforms	0	0	0	0.00	1,000	0.00	1,000	0
430	Library Books	0	0	500	0.00	500	0.00	500	0
460	Non-consumable Items	895	569	500	0.00	3,500	0.00	3,500	0
480	Computer Hardware	0	0	500	0.00	500	0.00	500	0
640	Dues and Fees	190	120	150	0.00	300	0.00	300	0
Total Function 1132	**High School Extra-curricular**	**28,983**	**16,159**	**63,650**	**0.00**	**91,300**	**0.00**	**91,300**	**0**
Function 1140	**Pre-kindergarten Programs**								
112	Classified Salaries	7,413	7,961	11,009	0.38	8,475	0.38	8,475	0
211	Employer Contrib PERS	1,970	2,116	2,611	0.00	2,010	0.00	2,010	0
212	Employee Contribution Pick-Up	445	478	661	0.00	509	0.00	509	0
220	Social Sec/Medicare	535	609	842	0.00	648	0.00	648	0
231	Worker's Compensation	34	63	86	0.00	34	0.00	34	0
233	PFMLI	0	0	25	0.00	34	0.00	34	0
242	Group Health Insurance	626	710	1,165	0.00	466	0.00	466	0
320	Property Services	0	336	0	0.00	0	0.00	0	0
389	Other Non-instructional Professional and Technical	10,000	2,500	0	0.00	0	0.00	0	0
690	Grant Indirect Charges	0	2,148	0	0.00	0	0.00	0	0
Total Function 1140	**Pre-kindergarten Programs**	**21,023**	**16,920**	**16,399**	**0.38**	**12,176**	**0.38**	**12,176**	**0**
Function 1250	**Less Restrictive Programs: Students w/ Disability**								
111	Licensed Salaries	1,239	0	0	0.00	0	0.00	0	0
112	Classified Salaries	15,979	31,821	23,625	1.00	43,782	1.93	43,782	0

Requirements Report

		ACTUALS 1920	ACTUALS 2021	ADOPTED 2122	ADOPTED 2122 FTE	PROPOSED 2223	PROPOSED 2223 FTE	APPROVED 2223	ADOPTED 2223
Fund 200	**Special Revenue Funds**								
Function 1250	**Less Restrictive Programs: Students w/ Disability**								
211	Employer Contrib PERS	4,331	7,822	6,339	0.00	11,692	0.00	11,692	0
212	Employee Contribution Pick-Up	959	1,596	1,417	0.00	2,627	0.00	2,627	0
220	Social Sec/Medicare	1,089	2,612	1,773	0.00	3,314	0.00	3,314	0
231	Worker's Compensation	74	225	184	0.00	175	0.00	175	0
233	PFMLI	0	0	59	0.00	154	0.00	154	0
242	Group Health Insurance	5,370	13,169	15,000	0.00	19,080	0.00	19,080	0
410	Consumable Supplies and Materials	0	0	1,603	0.00	16,167	0.00	16,167	0
Total Function 1250	**Less Restrictive Programs: Students w/ Disability**	**29,040**	**57,245**	**50,000**	**1.00**	**96,991**	**1.93**	**96,991**	**0**
Function 1251	**Less Restrictive Revenue for Students**								
112	Classified Salaries	0	0	1,000	0.00	1,103	0.00	1,103	0
211	Employer Contrib PERS	0	0	250	0.00	250	0.00	250	0
212	Employee Contribution Pick-Up	0	0	60	0.00	60	0.00	60	0
220	Social Sec/Medicare	0	0	77	0.00	77	0.00	77	0
231	Worker's Compensation	0	0	10	0.00	10	0.00	10	0
410	Consumable Supplies and Materials	0	0	203	0.00	0	0.00	0	0
Total Function 1251	**Less Restrictive Revenue for Students**	**0**	**0**	**1,600**	**0.00**	**1,500**	**0.00**	**1,500**	**0**
Function 1272	**Title I**								
111	Licensed Salaries	36,626	405	15,800	0.00	4,300	0.00	4,300	0
112	Classified Salaries	0	29,520	37,362	1.00	36,385	1.00	36,385	0
113	Administrators	0	9,174	0	0.00	0	0.00	0	0
162	Classified Retro	0	2,606	0	0.00	0	0.00	0	0
211	Employer Contrib PERS	11,731	12,290	8,862	0.00	9,835	0.00	9,835	0
212	Employee Contribution Pick-Up	2,198	2,012	2,242	0.00	2,441	0.00	2,441	0
220	Social Sec/Medicare	2,508	3,483	2,802	0.00	2,955	0.00	2,955	0
231	Worker's Compensation	150	259	287	0.00	138	0.00	138	0
233	PFMLI	0	0	73	0.00	142	0.00	142	0
242	Group Health Insurance	10,500	3,347	2,906	0.00	3,466	0.00	3,466	0
342	Travel, Out of District	645	0	0	0.00	0	0.00	0	0
410	Consumable Supplies and Materials	100	0	0	0.00	0	0.00	0	0
470	Computer Software	400	0	0	0.00	0	0.00	0	0
Total Function 1272	**Title I**	**64,857**	**63,097**	**70,334**	**1.00**	**59,663**	**1.00**	**59,663**	**0**

Requirements Report

		ACTUALS 1920	ACTUALS 2021	ADOPTED 2122	ADOPTED 2122 FTE	PROPOSED 2223	PROPOSED 2223 FTE	APPROVED 2223	ADOPTED 2223
Fund 200	**Special Revenue Funds**								
Function 1280	**Alternative Education**								
112	Classified Salaries	21,938	34,643	10,815	0.25	0	0.00	0	0
162	Classified Retro	0	3,629	0	0.00	0	0.00	0	0
211	Employer Contrib PERS	5,831	10,173	2,565	0.00	0	0.00	0	0
212	Employee Contribution Pick-Up	1,316	2,296	649	0.00	0	0.00	0	0
220	Social Sec/Medicare	1,376	2,713	773	0.00	0	0.00	0	0
231	Worker's Compensation	98	292	83	0.00	0	0.00	0	0
233	PFMLI	0	0	20	0.00	0	0.00	0	0
242	Group Health Insurance	7,500	8,015	3,750	0.00	0	0.00	0	0
Total Function 1280	**Alternative Education**	**38,060**	**61,760**	**18,655**	**0.25**	**0**	**0.00**	**0**	**0**
Function 1400	**Summer School Programs**								
111	Licensed Salaries	0	0	35,000	0.00	35,255	0.00	35,255	0
112	Classified Salaries	0	0	60,877	0.00	27,468	0.00	27,468	0
113	Administrators	0	0	0	0.00	14,127	0.00	14,127	0
114	Managerial - Classified	0	0	0	0.00	8,389	0.00	8,389	0
210	Public Employees Retirement System	0	0	25,726	0.00	0	0.00	0	0
211	Employer Contrib PERS	0	0	5,753	0.00	13,416	0.00	13,416	0
212	Employee Contribution Pick-Up	0	0	0	0.00	3,575	0.00	3,575	0
220	Social Sec/Medicare	0	0	7,335	0.00	6,517	0.00	6,517	0
231	Worker's Compensation	0	0	410	0.00	571	0.00	571	0
232	Unemployment Compensation	0	0	96	0.00	0	0.00	0	0
233	PFMLI	0	0	268	0.00	6	0.00	6	0
310	Instructional, Professional and Technical Service	0	0	0	0.00	850	0.00	850	0
324	Rentals	0	4,400	0	0.00	1,180	0.00	1,180	0
360	Charter School Payments	0	0	0	0.00	6,300	0.00	6,300	0
410	Consumable Supplies and Materials	0	365	0	0.00	11,429	0.00	11,429	0
411	Workbooks	0	0	0	0.00	49	0.00	49	0
460	Non-consumable Items	0	0	0	0.00	1,390	0.00	1,390	0
470	Computer Software	0	400	0	0.00	9,457	0.00	9,457	0
690	Grant Indirect Charges	0	0	0	0.00	1,398	0.00	1,398	0
Total Function 1400	**Summer School Programs**	**0**	**5,165**	**135,465**	**0.00**	**141,378**	**0.00**	**141,378**	**0**
Function 2110	**Attendance and Social Work Services**								
389	Other Non-instructional Professional and Technical	0	0	0	0.00	13,000	0.00	13,000	0

Requirements Report

	ACTUALS 1920	ACTUALS 2021	ADOPTED 2122	ADOPTED 2122 FTE	PROPOSED 2223	PROPOSED 2223 FTE	APPROVED 2223	ADOPTED 2223
Fund 200 Special Revenue Funds								
Total Function 2110 Attendance and Social Work Services	**0**	**0**	**0**	**0.00**	**13,000**	**0.00**	**13,000**	**0**
Function 2113 Social Work Services								
112 Classified Salaries	0	0	0	0.00	28,230	0.75	28,230	0
211 Employer Contrib PERS	0	0	0	0.00	6,696	0.00	6,696	0
212 Employee Contribution Pick-Up	0	0	0	0.00	1,694	0.00	1,694	0
220 Social Sec/Medicare	0	0	0	0.00	2,160	0.00	2,160	0
231 Worker's Compensation	0	0	0	0.00	108	0.00	108	0
233 PFMLI	0	0	0	0.00	113	0.00	113	0
242 Group Health Insurance	0	0	0	0.00	9,265	0.00	9,265	0
410 Consumable Supplies and Materials	0	0	0	0.00	2,200	0.00	2,200	0
Total Function 2113 Social Work Services	**0**	**0**	**0**	**0.00**	**50,466**	**0.75**	**50,466**	**0**
Function 2122 Counseling Services								
389 Other Non-instructional Professional and Technical	0	0	0	0.00	13,000	0.00	13,000	0
Total Function 2122 Counseling Services	**0**	**0**	**0**	**0.00**	**13,000**	**0.00**	**13,000**	**0**
Function 2126 Placement Services								
112 Classified Salaries	0	0	0	0.00	15,104	0.40	15,104	0
211 Employer Contrib PERS	0	0	0	0.00	3,571	0.00	3,571	0
212 Employee Contribution Pick-Up	0	0	0	0.00	903	0.00	903	0
220 Social Sec/Medicare	0	0	0	0.00	1,152	0.00	1,152	0
231 Worker's Compensation	0	0	0	0.00	57	0.00	57	0
233 PFMLI	0	0	0	0.00	60	0.00	60	0
242 Group Health Insurance	0	0	0	0.00	5,794	0.00	5,794	0
Total Function 2126 Placement Services	**0**	**0**	**0**	**0.00**	**26,642**	**0.40**	**26,642**	**0**
Function 2130 Health Services								
310 Instructional, Professional and Technical Service	0	1,130	500	0.00	0	0.00	0	0
389 Other Non-instructional Professional and Technical	0	0	0	0.00	500	0.00	500	0
Total Function 2130 Health Services	**0**	**1,130**	**500**	**0.00**	**500**	**0.00**	**500**	**0**
Function 2150 Speech Pathology and Audiology Services								
389 Other Non-instructional Professional and Technical	0	0	0	0.00	13,000	0.00	13,000	0

Requirements Report

		ACTUALS 1920	ACTUALS 2021	ADOPTED 2122	ADOPTED 2122 FTE	PROPOSED 2223	PROPOSED 2223 FTE	APPROVED 2223	ADOPTED 2223
Fund 200	**Special Revenue Funds**								
Total Function 2150	**Speech Pathology and Audiology Services**	**0**	**0**	**0**	**0.00**	**13,000**	**0.00**	**13,000**	**0**
Function 2210	**Improvement of Instruction Services**								
121	Substitutes - Licensed	0	0	7,000	0.00	0	0.00	0	0
130	Additional Salary	0	0	0	0.00	20,000	0.00	20,000	0
211	Employer Contrib PERS	0	0	1,563	0.00	6,000	0.00	6,000	0
212	Employee Contribution Pick-Up	0	0	420	0.00	1,200	0.00	1,200	0
220	Social Sec/Medicare	0	0	535	0.00	1,530	0.00	1,530	0
231	Worker's Compensation	0	0	0	0.00	160	0.00	160	0
312	Instructional Programs Improvement Services	538	0	0	0.00	0	0.00	0	0
389	Other Non-instructional Professional and Technical	0	0	0	0.00	17,360	0.00	17,360	0
410	Consumable Supplies and Materials	0	0	481	0.00	0	0.00	0	0
Total Function 2210	**Improvement of Instruction Services**	**538**	**0**	**9,999**	**0.00**	**46,250**	**0.00**	**46,250**	**0**
Function 2240	**Instructional Staff Development**								
342	Travel, Out of District	799	0	0	0.00	60,000	0.00	60,000	0
Total Function 2240	**Instructional Staff Development**	**799**	**0**	**0**	**0.00**	**60,000**	**0.00**	**60,000**	**0**
Function 2410	**Office of the Principal Services**								
113	Administrators	0	0	31,401	0.30	0	0.00	0	0
211	Employer Contrib PERS	0	0	8,099	0.00	0	0.00	0	0
212	Employee Contribution Pick-Up	0	0	1,884	0.00	0	0.00	0	0
220	Social Sec/Medicare	0	0	2,272	0.00	0	0.00	0	0
231	Worker's Compensation	0	0	235	0.00	0	0.00	0	0
233	PFMLI	0	0	60	0.00	0	0.00	0	0
242	Group Health Insurance	0	0	4,250	0.00	0	0.00	0	0
Total Function 2410	**Office of the Principal Services**	**0**	**0**	**48,201**	**0.30**	**0**	**0.00**	**0**	**0**
Function 2520	**Fiscal Services**								
690	Grant Indirect Charges	0	0	0	0.00	4,673	0.00	4,673	0
Total Function 2520	**Fiscal Services**	**0**	**0**	**0**	**0.00**	**4,673**	**0.00**	**4,673**	**0**
Function 2540	**Operation and Maintenance of Plant Services**								
342	Travel, Out of District	0	0	0	0.00	5,000	0.00	5,000	0

Requirements Report

		ACTUALS 1920	ACTUALS 2021	ADOPTED 2122	ADOPTED 2122 FTE	PROPOSED 2223	PROPOSED 2223 FTE	APPROVED 2223	ADOPTED 2223
Fund 200	**Special Revenue Funds**								
Function 2540	**Operation and Maintenance of Plant Services**								
383	Architect/Engineer Services	0	25,000	0	0.00	0	0.00	0	0
389	Other Non-instructional Professional and Technical	0	0	0	0.00	20,000	0.00	20,000	0
460	Non-consumable Items	0	1,748	0	0.00	0	0.00	0	0
Total Function 2540	**Operation and Maintenance of Plant Services**	**0**	**26,748**	**0**	**0.00**	**25,000**	**0.00**	**25,000**	**0**
Function 2542	**Care and Upkeep of Buildings Services**								
460	Non-consumable Items	0	50,454	0	0.00	0	0.00	0	0
Total Function 2542	**Care and Upkeep of Buildings Services**	**0**	**50,454**	**0**	**0.00**	**0**	**0.00**	**0**	**0**
Function 2544	**Maintenance**								
410	Consumable Supplies and Materials	0	0	0	0.00	13,000	0.00	13,000	0
Total Function 2544	**Maintenance**	**0**	**0**	**0**	**0.00**	**13,000**	**0.00**	**13,000**	**0**
Function 2550	**Student Transportation Services**								
112	Classified Salaries	0	0	0	0.00	6,000	1.50	6,000	0
211	Employer Contrib PERS	0	0	0	0.00	1,423	0.00	1,423	0
212	Employee Contribution Pick-Up	0	0	0	0.00	360	0.00	360	0
220	Social Sec/Medicare	0	0	0	0.00	459	0.00	459	0
231	Worker's Compensation	0	0	0	0.00	234	0.00	234	0
233	PFMLI	0	0	0	0.00	24	0.00	24	0
564	Bus Acquisition	0	0	26,309	0.00	219,724	0.00	219,724	0
Total Function 2550	**Student Transportation Services**	**0**	**0**	**26,309**	**0.00**	**228,224**	**1.50**	**228,224**	**0**
Function 2623	**Evaluation Services**								
312	Instructional Programs Improvement Services	0	10,000	0	0.00	0	0.00	0	0
Total Function 2623	**Evaluation Services**	**0**	**10,000**	**0**	**0.00**	**0**	**0.00**	**0**	**0**
Function 2624	**Planning Services**								
111	Licensed Salaries	30,945	0	0	0.00	0	0.00	0	0
112	Classified Salaries	21,623	0	0	0.00	0	0.00	0	0
114	Managerial - Classified	0	32,183	15,000	0.25	20,883	0.30	20,883	0
211	Employer Contrib PERS	11,390	10,308	7,000	0.00	5,603	0.00	5,603	0
212	Employee Contribution Pick-Up	1,080	0	0	0.00	0	0.00	0	0

Requirements Report

		ACTUALS 1920	ACTUALS 2021	ADOPTED 2122	ADOPTED 2122 FTE	PROPOSED 2223	PROPOSED 2223 FTE	APPROVED 2223	ADOPTED 2223
Fund 200	**Special Revenue Funds**								
Function 2624	**Planning Services**								
220	Social Sec/Medicare	3,540	2,010	1,500	0.00	1,215	0.00	1,215	0
231	Worker's Compensation	205	240	150	0.00	77	0.00	77	0
233	PFMLI	0	0	40	0.00	63	0.00	63	0
242	Group Health Insurance	23,507	14,397	0	0.00	15,000	0.00	15,000	0
410	Consumable Supplies and Materials	66	0	0	0.00	1,159	0.00	1,159	0
Total Function 2624	**Planning Services**	**92,355**	**59,138**	**23,690**	**0.25**	**44,000**	**0.30**	**44,000**	**0**
Function 2660	**Technology Services**								
351	Telephone	0	0	0	0.00	15,000	0.00	15,000	0
470	Computer Software	0	0	0	0.00	30,000	0.00	30,000	0
480	Computer Hardware	0	102,344	0	0.00	242,000	0.00	242,000	0
Total Function 2660	**Technology Services**	**0**	**102,344**	**0**	**0.00**	**287,000**	**0.00**	**287,000**	**0**
Function 3100	**Food Services**								
112	Classified Salaries	21,157	31,615	34,232	1.50	52,120	2.00	52,120	0
122	Substitutes - Classified	773	159	10,111	0.00	0	0.00	0	0
141	COVID-19 INCENTIVE PAY	0	5,000	0	0.00	0	0.00	0	0
211	Employer Contrib PERS	4,291	6,039	8,074	0.00	12,363	0.00	12,363	0
212	Employee Contribution Pick-Up	0	0	607	0.00	3,127	0.00	3,127	0
217	PERS- Prior year expense	(921)	0	0	0.00	0	0.00	0	0
220	Social Sec/Medicare	1,564	2,750	3,328	0.00	3,987	0.00	3,987	0
231	Worker's Compensation	3,135	2,226	1,882	0.00	1,327	0.00	1,327	0
233	PFMLI	0	0	115	0.00	209	0.00	209	0
242	Group Health Insurance	7,500	10,590	15,000	0.00	13,061	0.00	13,061	0
380	Non-instructional Professional and Technical Servi	3,024	653	0	0.00	0	0.00	0	0
410	Consumable Supplies and Materials	20	149	3,151	0.00	0	0.00	0	0
450	Food - Food Service Only	49,942	71	2,000	0.00	165,307	0.00	165,307	0
451	Federal Commodities	3,739	0	0	0.00	0	0.00	0	0
541	Initial and Additional Equipment Purchase	0	0	0	0.00	56,063	0.00	56,063	0
Total Function 3100	**Food Services**	**94,224**	**59,252**	**78,500**	**1.50**	**307,563**	**2.00**	**307,563**	**0**
Function 4150	**Building Acquisition, Construction, and Improvem**								
383	Architect/Engineer Services	25,000	0	0	0.00	0	0.00	0	0
530	Improvements Other Than Buildings	0	28,855	0	0.00	0	0.00	0	0

Requirements Report

	ACTUALS 1920	ACTUALS 2021	ADOPTED 2122	ADOPTED 2122 FTE	PROPOSED 2223	PROPOSED 2223 FTE	APPROVED 2223	ADOPTED 2223
Fund 200 Special Revenue Funds								
Function 4150 Building Acquisition, Construction, and Improvem								
541 Initial and Additional Equipment Purchase	0	0	0	0.00	233,052	0.00	233,052	0
Total Function 4150 Building Acquisition, Construction, and Improvem	**25,000**	**28,855**	**0**	**0.00**	**233,052**	**0.00**	**233,052**	**0**
Function 7000 Unappropriated Ending Fund Balance								
820 Reserved for Next Year	(31,971)	85,305	0		0		0	0
Total Function 7000 Unappropriated Ending Fund Balance	**(31,971)**	**85,305**	**0**	**0.00**	**0**	**0.00**	**0**	**0**
Total Fund 200 Special Revenue Funds	436,433	939,479	1,189,572	10.58	2,522,480	15.40	2,522,480	0

DEBT SERVICE FUND

Account for the accumulation of resources for, and the payment of, general long-term debt, principal and interest

Alsea School District 7J
P.O. Box B Alsea, OR 97324

Resources Report

	ACTUALS 1920	ACTUALS 2021	ADOPTED 2122	ADOPTED 2122 FTE	PROPOSED 2223	PROPOSED 2223 FTE	APPROVED 2223	ADOPTED 2223
Fund 310 Debt Service - Bond 2021								
1111 Current Year's Taxes	0	0	120,000	0.00	85,000	0.00	85,000	0
1112 Prior Year's Taxes	0	0	0	0.00	1,000	0.00	1,000	0
1510 Interest on Investments	0	0	0	0.00	25	0.00	25	0
5400 Resources - Beginning Fund Balance	0	0	0	0.00	6,000	0.00	6,000	0
Total Fund 310 Debt Service - Bond 2021	**0**	**0**	**120,000**	**0.00**	**92,025**	**0.00**	**92,025**	**0**

Alsea School District 7J
P.O. Box B Alsea, OR 97324

Requirements Report

	ACTUALS 1920	ACTUALS 2021	ADOPTED 2122	ADOPTED 2122 FTE	PROPOSED 2223	PROPOSED 2223 FTE	APPROVED 2223	ADOPTED 2223
Fund 310 Debt Service - Bond 2021								
Function 5110 Long-Term Debt Service								
610 Redemption of Principal	0	0	10,000	0.00	25,000	0.00	25,000	0
621 Regular Interest	0	0	73,850	0.00	62,700	0.00	62,700	0
Total Function 5110 Long-Term Debt Service	**0**	**0**	**83,850**	**0.00**	**87,700**	**0.00**	**87,700**	**0**
Function 7000 Unappropriated Ending Fund Balance								
820 Reserved for Next Year	0	0	36,150	0.00	4,325	0.00	4,325	0
Total Function 7000 Unappropriated Ending Fund Balance	**0**	**0**	**36,150**	**0.00**	**4,325**	**0.00**	**4,325**	**0**
Total Fund 310 Debt Service - Bond 2021	0	0	120,000	0.00	92,025	0.00	92,025	0

CAPITAL PROJECT FUNDS

Account for financial resources used to acquire/construct major capital facilities. The most common source of revenue is GO Bonds

Resources Report

	ACTUALS 1920	ACTUALS 2021	ADOPTED 2122	ADOPTED 2122 FTE	PROPOSED 2223	PROPOSED 2223 FTE	APPROVED 2223	ADOPTED 2223
Fund 400 Capital Projects Funds								
5200 Interfund Transfers	5,000	159,304	200,000	0.00	200,000	0.00	200,000	0
5400 Resources - Beginning Fund Balance	13,820	18,820	0	0.00	274,747	0.00	274,747	0
Total Fund 400 Capital Projects Funds	**18,820**	**178,124**	**200,000**	**0.00**	**474,747**	**0.00**	**474,747**	**0**

Alsea School District 7J
P.O. Box B Alsea, OR 97324

Requirements Report

	ACTUALS 1920	ACTUALS 2021	ADOPTED 2122	ADOPTED 2122 FTE	PROPOSED 2223	PROPOSED 2223 FTE	APPROVED 2223	ADOPTED 2223
Fund 400 Capital Projects Funds								
Function 4150 Building Acquisition, Construction, and Improvem								
520 Buildings Acquisition	0	0	200,000	0.00	100,000	0.00	374,747	0
530 Improvements Other Than Buildings	0	31,888	0	0.00	100,000	0.00	100,000	0
Total Function 4150 Building Acquisition, Construction, and Improvem	**0**	**31,888**	**200,000**	**0.00**	**200,000**	**0.00**	**474,747**	**0**
Function 7000 Unappropriated Ending Fund Balance								
820 Reserved for Next Year	18,820	146,236	0	0.00	274,747	0.00	0	0
Total Function 7000 Unappropriated Ending Fund Balance	**18,820**	**146,236**	**0**	**0.00**	**274,747**	**0.00**	**0**	**0**
Total Fund 400 Capital Projects Funds	18,820	178,124	200,000	0.00	474,747	0.00	474,747	0

Resources Report

	ACTUALS 1920	ACTUALS 2021	ADOPTED 2122	ADOPTED 2122 FTE	PROPOSED 2223	PROPOSED 2223 FTE	APPROVED 2223	ADOPTED 2223
Fund 410 Bond 2021								
1510 Interest on Investments	0	0	12,000	0.00	0	0.00	0	0
5110 Bond Proceeds	0	2,289,477	0	0.00	0	0.00	0	0
5400 Resources - Beginning Fund Balance	0	0	1,950,000	0.00	1,782,128	0.00	1,782,128	0
Total Fund 410 Bond 2021	**0**	**2,289,477**	**1,962,000**	**0.00**	**1,782,128**	**0.00**	**1,782,128**	**0**

Requirements Report

		ACTUALS 1920	ACTUALS 2021	ADOPTED 2122	ADOPTED 2122 FTE	PROPOSED 2223	PROPOSED 2223 FTE	APPROVED 2223	ADOPTED 2223
Fund 410	**Bond 2021**								
Function 4150	**Building Acquisition, Construction, and Improvem**								
380	Non-instructional Professional and Technical Servi	0	12,250	0	0.00	0	0.00	0	0
383	Architect/Engineer Services	0	64,965	50,000	0.00	600,000	0.00	600,000	0
389	Other Non-instructional Professional and Technical	0	94,041	0	0.00	0	0.00	0	0
520	Buildings Acquisition	0	0	500,000	0.00	1,182,128	0.00	1,182,128	0
Total Function 4150	**Building Acquisition, Construction, and Improvem**	**0**	**171,256**	**550,000**	**0.00**	**1,782,128**	**0.00**	**1,782,128**	**0**
Function 7000	**Unappropriated Ending Fund Balance**								
820	Reserved for Next Year	0	2,118,221	1,412,000	0.00	0	0.00	0	0
Total Function 7000	**Unappropriated Ending Fund Balance**	**0**	**2,118,221**	**1,412,000**	**0.00**	**0**	**0.00**	**0**	**0**
Total Fund 410	**Bond 2021**	0	2,289,477	1,962,000	0.00	1,782,128	0.00	1,782,128	0

Requirements Report

	ACTUALS 1920	ACTUALS 2021	ADOPTED 2122	ADOPTED 2122 FTE	PROPOSED 2223	PROPOSED 2223 FTE	APPROVED 2223	ADOPTED 2223
Fund 420 OSCIM								
Function 4150 Building Acquisition, Construction, and Improvem								
383 Architect/Engineer Services	0	0	50,000	0.00	400,000	0.00	400,000	0
520 Buildings Acquisition	0	0	500,000	0.00	1,340,000	0.00	1,340,000	0
Total Function 4150 Building Acquisition, Construction, and Improvem	**0**	**0**	**550,000**	**0.00**	**1,740,000**	**0.00**	**1,740,000**	**0**
Function 7000 Unappropriated Ending Fund Balance								
820 Reserved for Next Year	0	0	1,210,000	0.00	0	0.00	0	0
Total Function 7000 Unappropriated Ending Fund Balance	**0**	**0**	**1,210,000**	**0.00**	**0**	**0.00**	**0**	**0**
Total Fund 420 OSCIM	0	0	1,760,000	0.00	1,740,000	0.00	1,740,000	0

Resources Report

	ACTUALS 1920	ACTUALS 2021	ADOPTED 2122	ADOPTED 2122 FTE	PROPOSED 2223	PROPOSED 2223 FTE	APPROVED 2223	ADOPTED 2223
Fund 420 OSCIM								
1510 Interest on Investments	0	0	20,000	0.00	0	0.00	0	0
5110 Bond Proceeds	0	0	1,740,000	0.00	1,740,000	0.00	1,740,000	0
Total Fund 420 OSCIM	**0**	**0**	**1,760,000**	**0.00**	**1,740,000**	**0.00**	**1,740,000**	**0**

RESOLUTION No. 23-003

RESOLUTION ADOPTING THE BUDGET

BE IT RESOLVED that the Board of the Alsea School District No. 7J
hereby adopts the budget for fiscal year 2022-23 in the total amount of $19,519,179*
This budget is now on file at **301 South 3rd Street, Alsea**, Oregon**.**

RESOLUTION MAKING APPROPRIATIONS

BE IT RESOLVED that the amounts shown below are hereby appropriated for the fiscal year beginning July 1, 2022, for the following purposes:

General Fund	
Instruction…….....……	5,715,113
Support Services…….	5,180,957
Transfers……...…	530,000
Debt Service ……...……	19,995
Contingency……...	120,000
Total……....	**$11,566,065**

Special Revenue Funds 200	
Instruction……	1,157,109
Support Services…….	824,756
Enterprise & Community Serv	307,563
Facilities Acquisition	233,052
Total…….	**$2,522,480**

Debt Service Fund 310	
Debt Service	87,700
Total……	**$87,700**

Capital Projects Fund 400, 410, 420	
Facilities Acquisition	3,996,875
Total……	**$3,996,875**

Total APPROPRIATIONS, All Funds	**$18,173,120**
Total Unappropriated and Reserve Amounts, All Funds	1,346,059
TOTAL ADOPTED BUDGET	**$19,519,179** *

(amounts with asterisks must match)*

RESOLUTION IMPOSING THE TAX

BE IT RESOLVED that the following ad valorem property taxes are hereby imposed upon the assessed value of all taxable property within the district for tax year 2022-23 :
(1) At the rate of $5.0811 per $1,000 of assessed value for permanent rate tax;
(3) In the amount of $90,000 for debt service on general obligation bonds;

RESOLUTION CATEGORIZING THE TAX

BE IT RESOLVED that the taxes imposed are hereby categorized for purposes of Article XI section 11b as:

Subject to the Education Limitation

Permanent Rate Tax.....$5.0811 /$1,000

Excluded from Limitation

General Obligation Bond Debt Service…..$ 90,000

The above resolution statements were approved and declared adopted on June 09, 2022**.**

X_____ X_____
Board Chair Attested to: Superintendent

Alsea School District 7J
School Board Meeting
Supplemental Budget Approval for 2021-2022

Discussion:

Alsea School District 7J finds itself in need of adopting a supplemental budget for the 2021-2022 fiscal year due to a variety of circumstances and for several funds.

First, additional funding was received from the State School Fund formula in the General Fund for the increase in students, due mostly to the online school. Because of the increase in students, there was a need to hire additional staff. This is estimated to bring in an additional $3,000,000 in state money. The new total for the General Fund is $13,445,592.

Second, additional Federal funding has been generated by funds allocated to all school districts in the state for the Emergency Connectivity Fund. Also, the State funded new Summer Learning Grants and increased allocations for SIA and High School Success. Funds were not known at the time the 2021-2022 budget was originally adopted and funds were appropriated, so a supplemental budget is needed in order to spend the funds. The total to add to 2021-2022 is $550,000 for a new total in Special Revenue Funds of $1,739,572.

The Board appropriated the 2021-2022 budget by functional groups within funds, in accordance with ORS 294.456. In each of the funds, the budgets for various functions were "best estimates" as of June 2021 when the Board adopted the budget. Due to the increase in resources from the various sources listed above that exceed 10% of the original adopted budget for each fund, the board has authority under ORS 294.471 to adopt a supplemental budget.

Recommendation:

It is recommended that the School Board approve resolution 2022-03 to adopt the Supplemental Budget and increase budget appropriations in the General Fund and Special Revenue Funds.

2022-03 ADOPT 2021-2022 SUPPLEMENTAL BUDGET AND ADJUST APPROPRIATIONS

BE IT RESOLVED that the Board of Directors for Alsea School District 7J hereby adopts the Supplemental Budget for the 2021-2022 fiscal year in the new total amount of: $13,445,592 in the General Fund; and $1,739,572 in the Special Revenue Funds.

BE IT FURTHER RESOLVED that the appropriations and unappropriated amounts for the fiscal year beginning July 1, 2021, be amended within the Funds to include new revised totals as follows:

General Fund:

Resources:

3000 Revenue From State Sources	$ 10,574,592

Requirements:

1000 Regular Programs	$ 6,544,745
2000 Support Services	$ 5,374,093

Special Revenue:

Resources:

3000 Revenue from State Sources	$ 1,071,506
4000 Revenue from Federal Sources	$ 471,265

Requirements:

2000 Support Services	$ 408,699
3000 Enterprise & Community Services	$ 328,500

The above resolution statement approved and declared adopted on _____

Date

_____

School Board Chair Signature

David J. Fricke,

SpEd Coordinator
301 S 3rd St
PO BOX B
Alsea, OR 97324
Office: 541 487-5643
Fax: 541 487-4089
Cell: 541 760-7968
Email: Shirley.koetz@alsea.k12.or.us
www.alsea.k12.or.us

MEMO

ok for board packet
6/2/22

Date: June 1, 2022

To: Sean Gallagher/Alsea School BOD

From: David J. Fricke

Re: Board FAQ for Junes Meeting of the Alsea BOD

All:

Please accept a brief overview of Alsea Charter School's Summer Work Experience Program (WEX):

In partnership with Community Services Inc (CSC), Alsea will have between 7 and 10 students in paid Work Experience starting July 1, 2022 and ending on Aug 12, 2022. Qualifying students earn a $2500 stipend, paid for by CSC through federal Workforce Innovation and Opportunity Act and Oregon Youth Conservation Corps grants. Students will also be able to earn 1.5 credits of elective credit towards their High School Diploma requirements, with David Fricke being the Teacher of Record. Requirements for credit are addressed in the individual student's employment portfolios and are consistent with Alsea requirements for credit.

Our partners for the OYCC program include Mary's River Watershed, Benton County Parks Department, Alsea School, and the Alsea Fish Hatchery. Students will be assigned a Crew Supervisor (Alsea School staff) for each project and their performance will be evaluated at the end of each completed project. Students work week is from 8:30 to 4:30, Monday through Thursday

FAQ:

- Age of Participants: 15 to 21
- Do all students experience a disability: No. Summer WEX is open to any qualifying student.
- What is Alsea School responsible for: Alsea will provide student transportation and the wage and benefit for a Crew Supervisor, as their match for the funding grants. We will use 4 different Supervisors and will assign each to a different partner/project.
- What qualifies a student for the program: income, low skills, students in the Foster Care system, homeless youth and/or an adjudicated juvenile offense.
- Who is CSC: CSC is Benton County's Youth Employment program provider, located in Corvallis. Our "person" from CSC is Angela Turpin, a graduate of Alsea.
- Where are the students from who will be participating: Alsea, Monroe, Corvallis, Eddyville and Philomath.
- What requirements does this program meet: Alsea is required by YTP (Youth Transition Program) contract to operate a year-round Youth Transition Program. The summer WEX program, as designed, exceeds that requirement. Students can also earn up to 1.5 credits toward their Diploma requirements. Students meet from 9-12 on Fridays and will earn their 1st Aid/CPR cards, Food Handlers Permit, Career Exploration and will receive Financial Fitness education.
- What happens after the student completes the WEX: Students earn $2500 and 1.5 credits. Each student qualifies to work with CSC until their 24th birthday. CSC offers a complete menu of youth employment and educational opportunities.

	Monday	Tuesday	Wednesday	Thursday	Friday
July 4-8 **Dave Lynch**	**No Work 4th of July**	**First Day of Work** Fish Hatchery	Fish Hatchery	Fish Hatchery	Fish Hatchery
July 11-15 **Dave Lynch**	Fish Hatchery	Fish Hatchery	Fish Hatchery	Fish Hatchery	First Aid & CPR Training
July 18-22 **Roxy Kelley**	Benton County Parks	Benton County Parks	Benton County Parks	Benton County Parks	Food Handlers Card/DOL Training
July 25-29 **Roxy Kelley**	Benton County Parks	Benton County Parks	Benton County Parks	Benton County Parks	Financial Literacy Training
August 1-5 **Nicole Davis**	Mary's River Watershed Council	Mary's River Watershed Council	Mary's River Watershed Council	Mary's River Watershed Council	Career Exploration
August 8-12 **Sara Littlefield**	Alsea School	Alsea School	Alsea School	Alsea School	**Last Day of Work** Resume Workshop

Alsea School District's Work Based Learning

Student Name: _____

Teacher of Record: _____

☐ Structured Work Experience
Junior/Senior status
Must currently have a paying job
1/2 credit for 130 hours of paid work
This credit is graded Pass/No Pass
Limit of 1 credit per academic year

☐ Volunteer / Internship Experience
Junior/Senior status
1/2 credit for 65 hours of unpaid work
This credit is graded Pass/No Pass
Limit of 1 credit per academic year

Required Assignments:

The following assignments are required for each half credit:

Permission Slips: Complete necessary medical and travel permission slips when applicable.

Learning Plan: Complete the Learning Plan with your site supervisor.

Resume: Update or create a resume using the CIS Resume Creator or the attached Resume Template. See attached "Tips for an Attractive Resume" for help!

Career Information Search: Using the CIS system investigate one career that you are interested in. Complete the form in this packet titled Exploring an Occupation on the Career Information System (CIS)

Sexual Harassment Report: Read the Preventing Sexual Harassment handout and complete the Sexual Harassment Summary worksheet.

Read and summarize one career/work related article: Find one article that is related to careers and/or occupations that you are interested in. You can investigate subjects such as future employment trends or what is happening in a career that you find interesting. Reading may come from magazine articles, newspaper articles, books, etc. Complete the Related Reading Report form and include a copy of the article.

Self-Assessment: Write an essay that assesses your experience. Please refer to the guide that lists what needs to be included in your essay.

Evaluations: Have your supervisor complete the evaluation form included in this packet.

Time Sheets: Provide documentation that lists the total number of hours that you completed.

Date completed: _____

Teacher of record: _____

resent 6/1/22 Original 5/18/2 3:20
Scanned to
Brynn, Nancy,
Cheryl

l Doe, Special Education Director

301 S 3rd St
Alsea, OR 97324
Office: 541 487-4305
Fax: 541 487-4089
Cell: 541-714-3505
Email: cheryl.doe@alsea.or.us
www.alsea.k12.or.us

MEMO

Date: 5/18/2022

To: Sean Gallagher

From: Cheryl Doe

Re: Approval of DeSalvo contract for psych-ed evaluations for sped

Okay for board approval
5/18/22

It is time to approve the annual contract for DeSalvo psychological services for the 22-23 school year. This is the contract that allows us to assess all special education students for their initial and 3 year individual education plan reviews. The school psychologists provide online and in person assessments of our students, provide us with a comprehensive written report and attendance the IEP meetings to interpret the results as required by law. Can you please have the board approve the attached contract and sign and return it to me to return to DeSalvo to secure these services?

Thank you,

Cheryl Doe

Barbara S. DeSalvo, Inc.

Evaluation Specialists

Serving Students and Those Concerned With Their Achievement.
Corporate Office:
800 Compton Road • Suite 18 • Cincinnati, Ohio 45231-3849
(513) 729-2111 • (800) 809-3949 • Fax (513) 729-2109
email: barbara.smith@bsdesalvoinc.com

EVALUATION CONTRACT

Provided by Barbara S. DeSalvo, Inc.

2022-2023 School Year
(July 1, 2022- June 30, 2023)

Responsibilities:

Barbara S. DeSalvo, Inc. (the Company):

1. Test students who have been identified by their teachers or other school personnel.
2. Provide written report of test results and implications.
3. Provide participation by a licensed psychologist in phone conferences, if requested, to address any or all of the following requests:
    a. Discuss student assessment needs prior to testing.
    b. Present test results to staff prior to IEP meetings.
    c. Participate in IEP meetings.
    d. Address Staff questions or needs.

School:

1. Secure parental permission prior to any testing of a specific student and email or fax a copy of the signed permission form to the Company prior to scheduling.
2. Email or fax a list of tests to be administered by the Company for each student.
3. Create student IEP's in planning appropriate instruction.
4. Act as Case Manager for each student served.

Time Agreements:

The Company will provide evaluations for students in a timely manner. We are aware of the importance of providing these services quickly and will make every effort to insure that testing be completed as soon as possible.

APPENDIX 1
BARBARA S. DESALVO, INC.
FEE SCHEDULE FOR
ALSEA SCHOOL DISTRICT

TESTS	FEES
WIAT or Woodcock-Johnson Tests of Achievement	$450.00
WISC, WAIS, or WPPSI	$450.00
TONI	$140.00
BASC - Parent and/or Teacher	$200.00 each
Adaptive Behavior Assessment System II or Vineland - Parent and/or Teacher	$200.00 each
Conners - Parent and/or Teacher	$ 100.00 each
Berry-Buktenica VMI	$ 75.00
CARS, GARS, ASRS, or GAD	$ 100.00

ADDITIONAL SERVICES	FEE
Information provided by the parent or guardian regarding the student being tested	$ 75.00
Student Records Review	$200.00

PHONE CONFERENCE	FEE
Phone conference with psychologist	$ 75.00/15 min.
Schools will be charged for the 15-minute time block(s) scheduled, even if the psychologist's service is limited to less than the time scheduled or if the psychologist's service is not utilized during that time. This service can be cancelled, without charge, if the cancellation is received no later than 4:00 PM EST on the day prior to the scheduled date. If the psychologist's service is required beyond the time block reserved, and he/she is available, the school will be charged for any additional block(s) of time for consultation service utilized.	

MILEAGE/NO SHOW	FEE
Schools will be charged mileage expenses at the federal mileage reimbursement rate for round trips of 10 miles or more.	
No show	$100 + Mileage per student.

VIRTUAL TESTING	FEE
Mailing Testing Materials for Virtual Testing	$15.00 per student

Annastazia Stoffell, HR Coordinator
301 S 3rd St
PO BOX B
Alsea, OR 97324
Office: 541-487-5663
Fax: 541-487-4089
Cell: 541-250-1362
Email: annastazia.stoffell@alsea.k12.or.us
www.alsea.k12.or.us

MEMO

OK for board approval
6/8/22

Date: June 8, 2022

To: Sean Gallagher

From: Annastazia Stoffell

Re: Bus Salary Adjustments

It is requested the Board remove the "Summer Enrichment/Field Trips" line from the 2021-2022 Classified Salary Schedule. This line causes confusion as to which line bus drivers are to be paid for Summer Enrichment 2022.

It is my understanding this line was temporarily in place to incentivize bus drivers to drive last summer and should have been removed when the bus salary wages were increased.

Bus driving and truck transportation is a very competitive field right now. Utilizing the same certification bus drivers have now, there are numerous positions offering large sign on bonuses, overtime, and an average median starting salary of $28.47. One such example is being a driver for Republic Services. Republic Services in Albany is offering a full-time position, a $2000 sign-on bonus, overtime, and full benefits.

With so many options available for our bus drivers, it is highly unlikely any bus driver would want to work over the summer for a lower hourly wage than they make during the school year. Therefore, it is believed it would be in the District's best interest to remove the Summer Enrichment/Field Trip line from the salary schedule. This would ensure all bus drivers are paid on their current line over the summer. By allowing this, the District would be ensuring drivers are available for a successful summer enrichment program this year.

Additionally, it is proposed the Athletic/Non-academic trip line be updated to "Type 10 Drivers." This would be a procedural change in the structure of wages. Any CDL driver driving a bus would be paid their Driver wage regardless of the type of trip. Type-10 drivers would be paid at the singular rate, regardless of the type of trip. By making this procedural change the District is acknowledging the skill and knowledge of its drivers and clearly delineating the

difference between CDL drivers and Type 10 drivers. Attached is the proposed Salary Schedule, with an effective date of July 1, 2022.

2022-2023 PROPOSED Classified Salary Schedule

Position/ years	1	2	3	4	5	6	7	8	9	10+
Regular Bus Route/ Athletics/Field Trips	$ 25.00	$ 26.25	$ 27.56	$ 28.67	$ 29.81	$ 31.00	$ 31.93	$ 32.89	$ 33.55	$ 34.22
Type 10 Driver	$ 16.00	$ 16.00	$ 16.00	$ 16.00	$ 16.00	$ 16.00	$ 16.00	$ 16.00	$ 16.00	$ 16.00
Substitute Route/ Field Trip Bus Driver	$ 26.25	$ 26.25	$ 26.25	$ 26.25	$ 26.25	$ 26.25	$ 26.25	$ 26.25	$ 26.25	$ 26.25
Bus monitor	$ 15.83	$ 15.83	$ 15.83	$ 15.83	$ 15.83	$ 15.83	$ 15.83	$ 15.83	$ 15.83	$ 15.83
Bus Driver Trainer	$40.00	$40.00	$40.00	$40.00	$40.00	$40.00	$40.00	$40.00	$40.00	$40.00

Position/ years	1	2	3	4	5	6	7	8	9	10+
Tier 1 Aide	$ 13.32	$ 13.71	$ 14.40	$ 14.97	$ 15.57	$ 16.20	$ 16.68	$ 17.18	$ 17.52	$ 17.88
Tier 2 Aide	$ 13.75	$ 14.43	$ 15.16	$ 15.91	$ 16.55	$ 17.21	$ 17.73	$ 18.26	$ 18.62	$ 19.00
Custodian	$ 13.32	$ 13.71	$ 14.40	$ 14.97	$ 15.57	$ 16.20	$ 16.68	$ 17.18	$ 17.52	$ 17.88
Substitute Aide	$ 13.71	$ 13.71	$ 13.71	$ 13.71	$ 13.71	$ 13.71	$ 13.71	$ 13.71	$ 13.71	$ 13.71
Substitute Custodian	$ 13.71	$ 13.71	$ 13.71	$ 13.71	$ 13.71	$ 13.71	$ 13.71	$ 13.71	$ 13.71	$ 13.71
Students	$ 12.75	$ 12.75	$ 12.75	$ 12.75	$ 12.75	$ 12.75	$ 12.75	$ 12.75	$ 12.75	$ 12.75

Tier 1: Assisting classroom instruction, playground supervision, or lunch duty.

Tier 2: Delegated responsibility to manage and oversee programs, instructional setting, or account(s). (ex. Library, computer lab, online courses, office, food service coordinator)

To qualify for insurance, employees must be scheduled to work a minimum of 20 hours per week.

Qualifying classified employees earn a $1250 monthly insurance stipend - Approved 9/17/2020

Updated 06/08/2022

2021-2022 APPROVED Classified Salary Schedule

January 2022; Bus Driver Mid-Year Change due to the shortage and difficulty of recruiting bus drivers. Changed Step 1 to have a base of $25; step percentages have remained the same. A Trainer line was added to accommodate for an in-house trainer.

Position/ years	**1**	**2**	**3**	**4**	**5**	**6**	**7**	**8**	**9**	**10+**
Regular Bus Route/ Field Trips	$ 25.00	$ 26.25	$ 27.56	$ 28.67	$ 29.81	$ 31.00	$ 31.93	$ 32.89	$ 33.55	$ 34.22
Athletics/ Non-academic trips	$ 16.00	$ 16.00	$ 16.00	$ 16.00	$ 16.00	$ 16.00	$ 16.00	$ 16.00	$ 16.00	$ 16.00
Substitute Route/ Field Trip Bus Driver	$ 26.25	$ 26.25	$ 26.25	$ 26.25	$ 26.25	$ 26.25	$ 26.25	$ 26.25	$ 26.25	$ 26.25
Bus monitor	$ 15.83	$ 15.83	$ 15.83	$ 15.83	$ 15.83	$ 15.83	$ 15.83	$ 15.83	$ 15.83	$ 15.83
Summer Enrichment Bus Route/Field Trips	$25.00	$25.00	$25.00	$25.00	$25.00	$25.00	$25.00	$25.00	$25.00	$25.00
Bus Driver Trainer	$40.00	$40.00	$40.00	$40.00	$40.00	$40.00	$40.00	$40.00	$40.00	$40.00
Bus Driver Incentives	CDL drivers - $2000 at the completion of 100 hours driving time. Non-CDL drivers -$1250 at the completion of 100 hours driving time.									

Position/ years	**1**	**2**	**3**	**4**	**5**	**6**	**7**	**8**	**9**	**10+**
Tier 1 Aide	$ 13.32	$ 13.71	$ 14.40	$ 14.97	$ 15.57	$ 16.20	$ 16.68	$ 17.18	$ 17.52	$ 17.88
Tier 2 Aide	$ 13.75	$ 14.43	$ 15.16	$ 15.91	$ 16.55	$ 17.21	$ 17.73	$ 18.26	$ 18.62	$ 19.00
Custodian	$ 13.32	$ 13.71	$ 14.40	$ 14.97	$ 15.57	$ 16.20	$ 16.68	$ 17.18	$ 17.52	$ 17.88
Substitute Aide	$ 13.71	$ 13.71	$ 13.71	$ 13.71	$ 13.71	$ 13.71	$ 13.71	$ 13.71	$ 13.71	$ 13.71
Substitute Custodian	$ 13.71	$ 13.71	$ 13.71	$ 13.71	$ 13.71	$ 13.71	$ 13.71	$ 13.71	$ 13.71	$ 13.71
Students	$ 12.75	$ 12.75	$ 12.75	$ 12.75	$ 12.75	$ 12.75	$ 12.75	$ 12.75	$ 12.75	$ 12.75

Tier 1: Assisting classroom instruction, playground supervision, or lunch duty.

Tier 2: Delegated responsibility to manage and oversee programs, instructional setting, or account(s). (ex. Library, computer lab, online courses, office, food service coordinator)

To qualify for insurance, employees must be scheduled to work a minimum of 20 hours per week.

Qualifying classified employees earn a $1250 monthly insurance stipend - Approved 9/17/2020

District Administration Office
Mr. Sean Gallagher – Acting Superintendent
301 S 3rd St
Alsea, OR 97324
Office: 541 487-4305
Fax: 541 487-4089
Cell: 541 417-0326
Email: sean.gallagher@alsea.k12.or.us
www.alsea.k12.or.us

MEMO

Date: 6/8/2022

To: Board of Directors

From: Sean Gallagher – Acting Superintendent

Re: BP GCBE/GDBE – Vacations and Holidays

The district reached out to Oregon School Boards Association (OSBA) policy development department in regards to BP GCBE/GDBE. They recommend eliminating this policy unless the language is captured in a current Collective Bargaining Agreement (CBA) and/or faculty handbook. Neither situation applies to Alsea SD. I am recommending that the board eliminate this policy immediately and that the HR Department and I author language to cover vacations and holidays in the faculty handbook that will be revised this upcoming year to reflect only 260 day contracts will be earning vacation. In the meantime, I feel we need to follow Annastazia's recommendation in regards to honoring accrued vacations. I would like to meet with each individual that has earned vacation up to now to discuss an agreement.

Alsea School District 7J

Code: **GCBE/GDBE**
Adopted: 1/31/96
Readopted: 7/12/10; 1/13/16; 6/08/16
Orig. Code(s): GDBE

Vacations and Holidays

All classified employees hired on an annual or twelve month basis shall be granted a paid vacation.

Vacations shall normally be taken during summer recess. All vacations shall be approved by the superintendent.

Vacation time shall be nonaccumulative. Any vacation not taken by the end of the summer recess shall be forfeited, except that for the convenience of the district, an extension may be granted by the Board. Payments in lieu of vacation will not be made.

Salaried employees shall receive a paid vacation equivalent to two normal work weeks for a full year of employment. Upon completion of 10 years continuous employment, one additional vacation day is granted per year, up to 5 years, with a maximum of 15 days vacation. Vacation time for periods of less than a full year shall be computed at the rate of 9/10ths of a day for each month or major fraction thereof of employment, computed to the nearest full day, provided that such an employee shall have worked to the start of the summer recess.

Classified employees hired on an annual or twelve months basis shall be granted the following paid holidays:

1. Independence Day;
2. Labor Day;
3. Thanksgiving day and the day after;
4. Memorial Day;
5. Veterans Day;
6. Presidents' Day;
7. Christmas day, plus one and one-half days during Christmas vacation;
8. New Year's Day;
9. Spring break (one day during regular spring vacation – not more than two employees off on any one day).

Licenced staff will follow collective bargaining agreement.

END OF POLICY

Legal Reference(s):

ORS 187.010
ORS 336.010

Annastazia Stoffell, HR Coordinator
301 S 3rd St
PO BOX B
Alsea, OR 97324
Office: 541-487-5663
Fax: 541-487-4089
Cell: 541-250-1362
Email: annastazia.stoffell@alsea.k12.or.us
www.alsea.k12.or.us

MEMO

Date: June 8, 2022

To: Sean Gallagher

From: Annastazia Stoffell

Re: Vacation Action Plan

The current Vacation Policy, GCBE/GDBE, is outdated and confusing. It does not give clear instruction as to who is eligible for vacation or how much is to be granted. Therefore, it is recommended the current policy be eliminated.

Despite a convoluted and outdated policy, it is still the current policy. The Oregon Bureau of Labor & Industries states "your employer is required to honor any established policy or agreement relating to the payment of benefits such as accrued vacation or severance pay upon termination." The turmoil this past year has resulted in many staff members being denied the vacation they are entitled to. Therefore, despite the current policy stating "payments in lieu of vacation will not be made" I am recommending the following action plan be followed:

2021-2022

- Employees who are entitled to vacation under the current policy be awarded their vacation.
- Employees have the option to use their vacation by August 15, 2022. Extensions past this date shall only be granted by Superintendent approval.
- Any remaining vacation hours not used by this date shall be paid out in the 2022-2023 September pay period.

2022-2023

- Eliminate the current policy and adopt a procedure where only employees on a 260-day contract are entitled to 10 day paid vacation and 10 paid holidays, non-accumulative and non-reimbursed.

- Any employee not on a 260-day contract would not be eligible for vacation. However, they would be eligible for paid holidays based upon a scale emulating other districts surrounding the area. [Examples included].

The current estimate to pay out all unused vacation time is approximately $74,178.47. This may be less if employees choose to use their vacation. While the sum may be substantial, it is not the fault of the employees who were denied their vacation time and the ability to use it.

It is recommended this action plan be followed to ensure parity for those who were denied the accrual and use of their vacation plan. The additional benefit would be a clean slate and a clearer procedure for the 2022-2023 school year. In doing so, we are acknowledging the value and service of our employees.

Structural Seismic Evaluation Report
Alsea K-12 School

PREPARED FOR: ALSEA SCHOOL DISTRICT

DISTRICT: ALSEA

SCHOOL: ALSEA K-12

ADDRESS: 301 S 3RD ST, ASLEA, OR 97324

Prepared by: Derek Howard, PE

CBSE, LLC | 1202 ADAMS AVE, LA GRANDE, OR 97850

541-786-5315 : dhoward@cbconst.us

Table of Contents

0.1 Project Summary Page……
0.2 Engineering Report Checklist……..
1.0 Executive Summary……
2.0 Project Introduction…….
3.0 Structural Evaluation……
4.0 Seismic Rehabilitation Recommendation……..
5.0 Preliminary Construction Cost Estimate……
6.0 Benefit Cost Analysis…….

Appendix A: Site Photos
Appendix B: Seismic Quick Check Calculations, Geotech Report, & Tier 1 Check Sheets
Appendix C: Schematic Seismic Retrofit Drawings
Appendix D: Construction Cost Estimate Worksheets
Appendix E: Benefit Cost Analysis Worksheets

Rapid Visual Screening of Buildings for Potential Seismic Hazards
FEMA P-154 Data Collection Form

Level 1
HIGH Seismicity

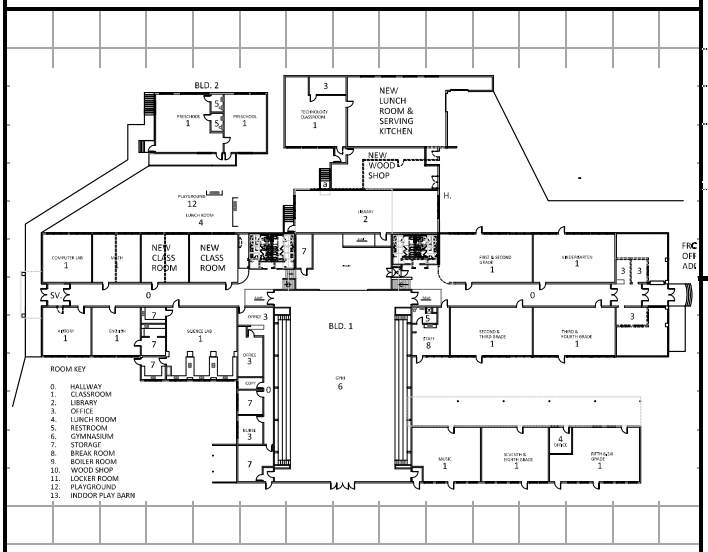

SKETCH

Address: 301 S 3rd STREET
ALSEA, OR **Zip:** 97324
Other Identifiers: SCHOOL, BUS STOP, 1-STORY
Building Name: ALSEA ELEMENTARY SCHOOL
Use: ELEMENTARY SCHOOL
Latitude: 44.38071 **Longitude:** -123.59477
S_S: 1.049 **S_1:** 0.558
Screener(s): DEREK HOWARD **Date/Time:** 05AUG2020

No. Stories: Above Grade: 1 Below Grade: 0 **Year Built:** 1940's ☒ EST
Total Floor Area (sq. ft.): 32,694 **Code Year:**
Additions: ☐ None ☒ Yes, Year(s) Built: 1950's, 1960's, 2008

Occupancy: Assembly, Commercial, Emer. Services, ☐ Historic, ☐ Shelter, Industrial, Office, School, ☐ Government, Utility, Warehouse, Residential, # Units:

Soil Type: ☐A Hard Rock ☐B Avg Rock ☐C Dense Soil ☒D Stiff Soil ☐E Soft Soil ☐F Poor Soil **DNK** *If DNK, assume Type D.*

Geologic Hazards: Liquefaction: Yes/No/DNK Landslide: Yes/No/DNK Surf. Rupt.: Yes/No/DNK

Adjacency: ☐ Pounding ☐ Falling Hazards from Taller Adjacent Building

Irregularities: ☒ Vertical (type/severity) OTHER/MODERATE
☒ Plan (type) RE-INTRENT CORNER, T-SHAPED

Exterior Falling Hazards: ☒ Unbraced Chimneys ☐ Heavy Cladding or Heavy Veneer
☐ Parapets ☐ Appendages
☐ Other:

COMMENTS:

THE BUILDING IN GENERAL APPEARS TO BE IN GOOD CONDITION CONSIDERING ITS AGE AND CONSTRUCTION MATERIAL. THERE ARE NUMEROUS LARGE WINDOWS IN THE CLASSROOM WINGS THAT COMPRISE MOST OF THE EXTERIOR SKIN. THE BUILDING EXTERIOR IS A CONCRETE FRAME AND COLUMN SYSTEM WITH MINIMAL LATERAL SUPPORT, EXCEPT THE COLUMNS. THE INTERIOR DEMISING WALLS ARE ALL CONSTRUCTED OUT OF UNREINFORCED MASONRY. RETAINING WALL THAT SUPPORTS THE FUTURE "NEW LUNCH ROOM" AT PLAN NORTH SIDE IS FAILING.

☐ Additional sketches or comments on separate page

BASIC SCORE, MODIFIERS, AND FINAL LEVEL 1 SCORE, S_{L1}

FEMA BUILDING TYPE	Do Not Know	W1	W1A	W2	S1 (MRF)	S2 (BR)	S3 (LM)	S4 (RC SW)	S5 (URM INF)	C1 (MRF)	C2 (SW)	C3 (URM INF)	PC1 (TU)	PC2	RM1 (FD)	RM2 (RD)	URM	MH
Basic Score		**3.6**	**3.2**	**2.9**	**2.1**	**2.0**	**2.6**	**2.0**	**1.7**	**1.5**	**2.0**	**1.2**	**1.6**	**1.4**	**1.7**	**1.7**	**1.0**	**1.5**
Severe Vertical Irregularity, V_{L1}		-1.2	-1.2	-1.2	-1.0	-1.0	-1.1	-1.0	-0.8	-0.9	-1.0	-0.7	-1.0	-0.9	-0.9	-0.9	-0.7	NA
Moderate Vertical Irregularity, V_{L1}		-0.7	-0.7	-0.7	-0.6	-0.6	-0.7	-0.6	-0.5	-0.5	-0.6	-0.4	-0.6	-0.5	-0.5	-0.5	-0.4	NA
Plan Irregularity, P_{L1}		-1.1	-1.0	-1.0	-0.8	-0.7	-0.9	-0.7	-0.6	-0.6	-0.8	-0.5	-0.7	-0.6	-0.7	-0.7	-0.4	NA
Pre-Code		-1.1	-1.0	-0.9	-0.6	-0.6	-0.8	-0.6	-0.2	-0.4	-0.7	-0.1	-0.5	-0.3	-0.5	-0.5	0.0	-0.1
Post-Benchmark		1.6	1.9	2.2	1.4	1.4	1.1	1.9	NA	1.9	2.1	NA	2.0	2.4	2.1	2.1	NA	1.2
Soil Type A or B		0.1	0.3	0.5	0.4	0.6	0.1	0.6	0.5	0.4	0.5	0.3	0.6	0.4	0.5	0.5	0.3	0.3
Soil Type E (1-3 stories)		0.2	0.2	0.1	-0.2	-0.4	0.2	-0.1	-0.4	0.0	0.0	-0.2	-0.3	-0.1	-0.1	-0.1	-0.2	-0.4
Soil Type E (> 3 stories)		-0.3	-0.6	-0.9	-0.6	-0.6	NA	-0.6	-0.4	-0.5	-0.7	-0.3	NA	-0.4	-0.5	-0.6	-0.2	NA
Minimum Score, S_{MIN}		*1.1*	*0.9*	*0.7*	*0.5*	*0.5*	*0.6*	*0.5*	*0.5*	*0.3*	*0.3*	*0.3*	*0.2*	*0.2*	*0.3*	*0.3*	*0.2*	*1.0*

FINAL LEVEL 1 SCORE, $S_{L1} \geq S_{MIN}$: S,L1 = 0.0 < S,MIN = 0.3 **S,L1 = 0.3 CONTROLS DUE TO CUMULATIVE < MIN SCOR**

EXTENT OF REVIEW

Exterior: ☐ Partial ☒ All Sides ☒ Aerial
Interior: ☐ None ☒ Visible ☒ Entered
Drawings Reviewed: ☐ Yes ☒ No
Soil Type Source: https://websoilsurvey.sc.egov.usda.gov/
Geologic Hazards Source: https://gis.dogami.oregon.gov
Contact Person: DEREK HOWARD

LEVEL 2 SCREENING PERFORMED?

☒ Yes, Final Level 2 Score, S_{L2} 0.8 ☐ No
Nonstructural hazards? ☒ Yes ☐ No

OTHER HAZARDS

Are There Hazards That Trigger A Detailed Structural Evaluation?

☐ Pounding potential (unless S_{L2} > cut-off, if known)
☐ Falling hazards from taller adjacent building
☐ Geologic hazards or Soil Type F
☐ Significant damage/deterioration to the structural system

ACTION REQUIRED

Detailed Structural Evaluation Required?

☐ Yes, unknown FEMA building type or other building
☐ Yes, score less than cut-off
☐ Yes, other hazards present
☒ No

Detailed Nonstructural Evaluation Recommended? *(check one)*

☐ Yes, nonstructural hazards identified that should be evaluated
☒ No, nonstructural hazards exist that may require mitigation, but a detailed evaluation is not necessary
☐ No, no nonstructural hazards identified ☐ DNK

Where information cannot be verified, screener shall note the following: EST = Estimated or unreliable data OR DNK = Do Not Know

Legend: MRF = Moment-resisting frame, BR = Braced frame, RC = Reinforced concrete, SW = Shear wall, URM INF = Unreinforced masonry infill, TU = Tilt up, MH = Manufactured Housing, LM = Light metal, FD = Flexible diaphragm, RD = Rigid diaphragm

Rapid Visual Screening of Buildings for Potential Seismic Hazards **Level 2 (Optional)**

FEMA P-154 Data Collection Form **HIGH Seismicity**

Optional Level 2 data collection to be performed by a civil or structural engineering professional, architect, or graduate student with background in seismic evaluation or design of buildings.

Bldg Name: ALSEA ELEMENTARY SCHOOL	**Final Level 1 Score:**	S_{L1} = 0.3	*(do not consider S_{MIN})*
Screener: DEREK HOWARD	**Level 1 Irregularity Modifiers:**	*Vertical Irregularity, V_{L1}* = -0.5	*Plan Irregularity, P_{L1}* = -0.6
Date/Time: 05AUG2020/0800	**ADJUSTED BASELINE SCORE:**	$S' = (S_{L1} - V_{L1} - P_{L1})$ = 1.4	

STRUCTURAL MODIFIERS TO ADD TO ADJUSTED BASELINE SCORE

Topic	Statement *(If statement is true, circle the "Yes" modifier; otherwise cross out the modifier.)*		Yes	Subtotals
Vertical Irregularity, V_{L2}	Sloping Site	W1 building: There is at least a full story grade change from one side of the building to the other.	-1.2	
		Non-W1 building: There is at least a full story grade change from one side of the building to the other.	-0.3	
	Weak and/or Soft Story *(circle one maximum)*	W1 building cripple wall: An unbraced cripple wall is visible in the crawl space.	-0.6	
		W1 house over garage: Underneath an occupied story, there is a garage opening without a steel moment frame, and there is less than 8' of wall on the same line (for multiple occupied floors above, use 16' of wall minimum).	-1.2	
		W1A building open front: There are openings at the ground story (such as for parking) over at least 50% of the length of the building.	-1.2	
		Non-W1 building: Length of lateral system at any story is less than 50% of that at story above or height of any story is more than 2.0 times the height of the story above.	-0.9	
		Non-W1 building: Length of lateral system at any story is between 50% and 75% of that at story above or height of any story is between 1.3 and 2.0 times the height of the story above.	-0.5	
	Setback	Vertical elements of the lateral system at an upper story are outboard of those at the story below causing the diaphragm to cantilever at the offset.	-1.0	
		Vertical elements of the lateral system at upper stories are inboard of those at lower stories.	-0.5	
		There is an in-plane offset of the lateral elements that is greater than the length of the elements.	-0.3	
	Short Column/ Pier	C1,C2,C3,PC1,PC2,RM1,RM2: At least 20% of columns (or piers) along a column line in the lateral system have height/depth ratios less than 50% of the nominal height/depth ratio at that level.	-0.5	
		C1,C2,C3,PC1,PC2,RM1,RM2: The column depth (or pier width) is less than one half of the depth of the spandrel, or there are infill walls or adjacent floors that shorten the column.	-0.5	
	Split Level	There is a split level at one of the floor levels or at the roof.	-0.5	
	Other Irregularity	There is another observable severe vertical irregularity that obviously affects the building's seismic performance.	-1.0	V_{L2} = -0.5
		There is another observable moderate vertical irregularity that may affect the building's seismic performance.	-0.5	*(Cap at -1.2)*
Plan Irregularity, P_{L2}	Torsional irregularity: Lateral system does not appear relatively well distributed in plan in either or both directions. *(Do not include the W1A open front irregularity listed above.)*		-0.7	
	Non-parallel system: There are one or more major vertical elements of the lateral system that are not orthogonal to each other.		-0.4	
	Reentrant corner: Both projections from an interior corner exceed 25% of the overall plan dimension in that direction.		-0.4	
	Diaphragm opening: There is an opening in the diaphragm with a width over 50% of the total diaphragm width at that level.		-0.2	
	C1, C2 building out-of-plane offset: The exterior beams do not align with the columns in plan.		-0.4	P_{L2} = -0.4
	Other irregularity: There is another observable plan irregularity that obviously affects the building's seismic performance.		-0.7	*(Cap at -1.1)*
Redundancy	The building has at least two bays of lateral elements on each side of the building in each direction.		+0.3	
Pounding	Building is separated from an adjacent structure by less than 1% of the height of the shorter of the building and adjacent structure and:	The floors do not align vertically within 2 feet.	-1.0	
		One building is 2 or more stories taller than the other.	-1.0	
		The building is at the end of the block.	-0.5	
		(Cap total pounding modifiers at -1.2)		
S2 Building	"K" bracing geometry is visible.		-1.0	
C1 Building	Flat plate serves as the beam in the moment frame.		-0.4	
PC1/RM1 Bldg	There are roof-to-wall ties that are visible or known from drawings that do not rely on cross-grain bending. *(Do not combine with post-benchmark or retrofit modifier.)*		+0.3	
PC1/RM1 Bldg	The building has closely spaced, full height interior walls (rather than an interior space with few walls such as in a warehouse).		+0.3	
URM	Gable walls are present.		-0.4	
MH	There is a supplemental seismic bracing system provided between the carriage and the ground.		+1.2	
Retrofit	Comprehensive seismic retrofit is visible or known from drawings.		+1.4	M = 0.3

FINAL LEVEL 2 SCORE, $S_{L2} = (S' + V_{L2} + P_{L2} + M) \geq S_{MIN}$: S,L2 = 0.8 (*Transfer to Level 1 form*)

There is observable damage or deterioration or another condition that negatively affects the building's seismic performance: ☐ Yes ☒ No

If yes, describe the condition in the comment box below and indicate on the Level 1 form that detailed evaluation is required independent of the building's score.

OBSERVABLE NONSTRUCTURAL HAZARDS

Location	Statement (*Check "Yes" or "No"*)	Yes	No	Comment
Exterior	There is an unbraced unreinforced masonry parapet or unbraced unreinforced masonry chimney.			
	There is heavy cladding or heavy veneer.			
	There is a heavy canopy over exit doors or pedestrian walkways that appears inadequately supported.			
	There is an unreinforced masonry appendage over exit doors or pedestrian walkways.			
	There is a sign posted on the building that indicates hazardous materials are present.			
	There is a taller adjacent building with an unanchored URM wall or unbraced URM parapet or chimney.			
	Other observed exterior nonstructural falling hazard:	X		SHOP BAG HOUSE
Interior	There are hollow clay tile or brick partitions at any stair or exit corridor.	X		INTERIOR HALL/DEMISING WALLS
	Other observed interior nonstructural falling hazard:			

Estimated Nonstructural Seismic Performance (*Check appropriate box and transfer to Level 1 form conclusions*)

- ☐ Potential nonstructural hazards with significant threat to occupant life safety → Detailed Nonstructural Evaluation recommended
- ☒ Nonstructural hazards identified with significant threat to occupant life safety → But no Detailed Nonstructural Evaluation required
- ☐ Low or no nonstructural hazard threat to occupant life safety → No Detailed Nonstructural Evaluation required

Comments:

ALL INTERIOR DEMISING WALLS APPEAR TO BE UNREINFORCED MASONRY. THIS APPLIES TO ALL CORRIDORS AND CLASSROOM DEMISING WALLS.

0.1 Project Summary Page

Project Summary Information						
Building Part	Building Part Name	Included in Retrofit	Year Built	Building Type***	Nonstructural Retrofits Included in Scope Y/N***	Previous Seismic Retrofit Y/N*** (Year if Yes)
A	Gymnasium	Y	1940	C1	Y	N
B	East Wing	N	1940	C1	Y	N
C	West Wing	N	1940	C1	Y	N
D	Wood Shop	Y	1950	URM/ RM1	Y	N
E	Library/Stage	N	1940	URM	Y	N
*** Entries required ONLY for building parts included in proposed seismic retrofit						
Nonstructural deficiencies posing life safety risk MUST be included in the scope of work and budget.						
Seismic fragility inputs for existing buildings with previous seismic retrofits MUST be adjusted to reflect previous seismic retrofit measures completed for a building part.						
Total Retrofit Cost	$2,338,739					
Retrofit Square Feet	10670					
Retrofit Cost per Square Foot	$219.19					Yes/No
Is the campus within a tsunami, FEMA flood zone, landslide/slope instability, liquefaction potential or other high hazard area? If so, provide documentation.						No

Seismic Rehabilitation Grant Application

775 Summer St NE, Suite 200
Salem, OR 97301-1280

Section A: Applicant

ALSEA SCHOOL DISTRICT
Legal Organization Name

ALSEA CHARTER SCHOOL
DBA (if Applicable)

ALSEA K-12
Building or Facility Name

93-6000203
State Tax Number (eg. 11-111111)

93-6000203
Federal Tax Number

Address Line 1: **301 S 3rd STREET**
Address Line 2:
City: **ALSEA** State: **OREGON**
Zip: **97324**

If submitting multiple applications, please indicate the priority ranking for this project (1st, 2nd etc)

Priority: 1

Type of Applicant:

- [ ] State Government
- [ ] Local Government
- [x] School District
- [ ] Fire District
- [ ] Community College
- [ ] Private Non-Profit
- [ ] Other

Has applicant's jurisdiction received a voter approved levy for building maintenance or renovation?
[ ] Yes [x] No

Section B: Contacts

Main Contact:

MARC THIELMAN
Name

SUPERINTENDENT
Title

541-487-4305
Phone

marc.thielman@alsea.k12.or.us
Email

Secondary Contact:

Name

Title

Phone

Email

Who will sign the Contract if Awarded:

MARC THIELMAN
Name

SUPERINTENDENT
Title

541-487-4305
Phone

marc.thielman@alsea.k12.or.us
Email

Address Line 1: **301 S 3rd STREET**
(or PO Box)
Address Line 2:
City: **ALSEA** State: **OREGON**
Zip: **97324**

Section C: Community Information

Please provide the pertinent information for the community(ies) that will benefit from this mitigation activity.

Community Name	Area Served (sq miles)	Population Served	State Legislative District	US Congressional District
ALSEA	**176**	**1,287**	**23**	**4**

Does community have a FEMA approved natural hazard mitigation plan?

☐ Yes ☑ No

Describe any community-wide mitigation or awareness efforts and other mitigation projects occurring in the community:

NONE AT THIS TIME.

Section D: Property Information	
Building/Facility name:	**ALSEA K-12**
Project address:	**301 S 3rd STREET** **ALSEA, OR 97324**
Legal description of property: **REFER TO PROPETY TAX RECORDS.**	
Year built:	**1940's**
Date of most recent major remodel:	**2008**
Is the building over 50 years old?	☑ Yes ☐ No
If Yes: Is this building listed on the National Register of Historic Places, a National Historic Landmark, or considered an eligible, significant building by the State Historic Preservation Office? **NO**	

Building use:	**CLASSROOMS, OFFICES, LIBRARY, GYMNASIUM, WOOD SHOP**		
Foundation type:	**CONCRETE**		
Square feet:	**33,535**	Number of stories:	**1**

Type of construction:

MIX OF CONCRETE, MASONRY, AND WOOD.

Current replacement cost of structure:	**$ 16,400,000**
Replacement cost of contents stored in the building:	**$ 600,000**
Replacement cost of vehicles stored in the building:	**$ 0**

Are you planning to use the building as it is currently used for the next 10 years?	☑ Yes ☐ No

If No: Please Explain:

Is the building located in a hazard area? (e.g. tsunami, blood, landslide)	☐ Yes Specify: _____ ☑ No
Number of natural hazard losses:	

Describe:

Provide Photos showing the building from all sides (label each photo), provide close up photos of any vertical irregularities, and any connection points for additions attached to the original building. Minimum of 4 photos, maximum of 10.

Photos Attached? ☑ Yes ☐ No

Describe this building's value to the community. Does it have historical value? Is it utilized for uses outside of its primary function (such as a designated Red Cross Shelter)? Why is this building important to the community?

The building is important to the community due to its long lasting history of population served, it is the only real facility of refuge in a natural disaster event. We have used the school for shelter during storms, road closures, and flood events. The community takes great pride in our school and the education it provides our students. We are also in the middle of our school bond construction season which would greatly benefit from this additional safety measure added on during the same course of construction time.

Section E: RVS Information

Enter the DOGAMI Rapid Visual Screening (RVS) details for the project.
*If the retrofit includes different building parts with different building types, please enter the data for each part.
Details can be found at:
http://www.oregongeology.org/sub/projects/rvs/county/county-sites.htm
If your building does not have an RVS or has an incorrect RVS then complete these fields after running your Benefit Cost Analysis.

Building Part: (If Applicable*)	**A, B, C**	**D, E**	
Building Unique ID:	**Alsea_schA**	**Alsea_schD**	
Seismicity Zone:	**High**	**High**	
(Please use the RVS 3rd Edition for this information – see map in the Application Guidance packet)			
Soil Type:	**D**	**D**	
RVS Building Type:	**C1**	**URM**	
RVS Final Score:	**0.3**	**0.2**	
Collapse Potential:	**Very High**	**Very High**	
Latitude:	**44.38071**	**44.38071**	
Longitude:	**123.59477**	**123.59477**	

Does the building have a basement?
☐ Yes ☑ No

Does the building have horizontal irregularities per RVS? What is the shape of the building when viewed from above? (e.g. rectangle, L-shaped)

Yes. Reentrant corners. Rectangular shaped buildings.

Does the building have vertical irregularities per RVS? Are there changes in elevation when the building is viewed from the side? If available, identify the vertical irregularity as moderate or severe per RVS.

Yes. Steps in Elevation view: 2 to 3 changes.

Are there unreinforced chimneys, parapets or heavy cladding?

No.

Section F: Mitigation Activity

Is the preliminary engineering report completed and attached?

☑ Yes ☐ No

What is the ASCE 41 performance level of this project?

(For schools the minimum retrofit performance level is "Life Safety" with the exception of shelter projects; for emergency service buildings and shelter projects the minimum retrofit performance level is "Immediate Occupancy") See Guidance Packet for details.

☐ Life Safety ☑ Immediate Occupancy

Describe any structural or non-structural seismic mitigation measures previously conducted, including the date:

None to date.

Section G: Scope of Work

What are the main structural and non-structural deficiencies of the building as outlined in your engineering assessment?

Gymnasium:
•The tongue and groove roof diaphragm is not adequate capacity for in-plane shear capacity.
•The shear walls are not properly attached to the roof diaphragm for out-plane loading and in-plane load transfer.
•The gymnasium is taller than the stage and offices. This height difference could cause pounding of the lower roof into the walls of the gymnasium.
•It is unlikely that the CMU/Concrete wall at the west side of the gymnasium is adequate to resist the out-of-plane seismic loads.
•There is a knee joint at the West and East walls between the concrete and CMU.
•No vertical connections between roof joists/trusses and the walls.
•Inadequate in-plane load transfer from roof structure to lateral elements.
Shop/Cafeteria:
•The tongue and groove roof diaphragm is not adequate capacity for in-plane shear capacity.
•The shear walls are not properly attached to the roof diaphragm for out-plane loading and in-plane load transfer.
•The URM CMU walls are not adequate to resist in-plane and out of plane seismic forces.
•The retaining wall at the East side of the wood shop/cafeteria that holds the roof and URM CMU wall has kicked out and failed. It likely would fall over in a design seismic event.
•The wood shop CMU walls are not adequate to support the combined roof load and simultaneous seismic out of plane load.
•No vertical connections between roof joists/trusses and the walls.
•Inadequate in-plane load transfer from roof structure to lateral elements.

What are the main structural and non-structural proposed fixes and do they address all known seismic deficiencies? If not, please describe how your proposal is the most cost effective approach to rehabilitation for your building.
(Meeting the Life Safety and Immediate Occupancy performance objectives requires addressing structural and non-structural issues that pose risk.)

• Reinforce existing Concrete/CMU with FRP for out-of-plane and in-plane lateral loads.
• Remove existing roof and add plywood/OSB sheathing to roof diaphragms. Replace roof
• Add out of plane connections from the concrete/CMU walls to the roof diaphragm via simpson hardware.
• Add in-plane connections from the concrete/CMU walls to the roof diaphragm via simpson hardware.
• Provide seismic joints between buildings to prevent pounding.
• Replace existing concrete retaining wall at cafeteria.
• Unsupported light fixtures in the suspended ceilings
• Piping and HVAC equipment throughout the building shall be properly braced and attached to the structure to limit potential damage.

Is the project ready to begin? Describe what planning, design, etc. has been completed to date.

Yes as soon as school is out for the summer.

Project Management Milestones Briefly identify milestones by quarter, with start and end dates, which will be achieved within the 24 month performance period.			
Quarter	Milestone	Start Date	End Date
1	**Demolition**	**5/24/22**	**6/14/22**
2	**Roof rehabilitation**	**6/14/22**	**7/26/22**
3	**Wall rehabilitation**	**7/26/22**	**8/31/22**
4			
5			
6			
7			
8			

Section H: Cost Estimate Summary

Category	Cost Estimate
Engineering	**$ 249,500**
Construction Management	
Construction	**$ 1,775,853**
Relocation	
Contingency	**$ 313,386**
Total Cost Estimate:	**$ 2,338,739**
Match Funds:	
Total Amount Requested from SRGP:	**$ 2,338,739**

Match Sources		
Source	Funding Type	Amount
	Grand Total:	**$ 0**

NOTE: An engineering cost estimate must be attached to the application (may be included in the engineering report) with enough detail (ideally with quantities and unit costs) to document the credibility of the estimate. If you would like to make any comments on the cost estimate, please enter them below.

We have reviewed the cost estimate and believe it to be accurate.

Section I: Cost Efficiency Information

Is your Benefit Cost Analysis (BCA) completed and attached?

☑ Yes ☐ No

Provide comments regarding the information sources used to obtain the occupancy and budgetary information necessary for the BCA:

Information was provided from our accounting department.

Benefit Cost Analysis Score:	**1.348**
Average Occupancy:	**324**
Annual Operating Budget:	**$ 8,193,337**

Contact who completed your BCA:

DEREK HOWARD, PE

Name

PROJECT ENGINEER

Title

541-786-5315

Phone

DHOWARD@CBSE.US

Email

Section J: Maintenance Schedule & Costs

Identify entity that will perform any long-term maintenance and provide substantiating documentation that shows that the entity is accepting performance and budget responsibility:

ALSEA SCHOOL DISTRICT WILL PERFORM MAINTEANANCE.

Section K: Applicant Signature(s) and Certification

Please **print and sign <u>one</u> copy** to be mailed or hand delivered. Your **<u>digital</u>** copy **does <u>not</u> need to be signed**. Please save this file directly and include it on your CD or USB drive.

I (we) certify (applicant organization) supports the proposed project, has the legal authority to pledge matching funds (if providing match), and has the legal authority to apply for Seismic Rehabilitation Grant funds. I (we) further certify that any matching funds are available or will be available for proposed project. I understand that all State rules for contracting, auditing, and payment will apply to this project. I (we) certify that the information provided on the application materials is accurate.	2/10/2022 Signature Date Signature Date

Please mail (USPS/FedEx/UPS) or hand deliver 1 hard copy and 1 USB memory stick of application materials to:

Seismic Rehabilitation Grant Program
Business Oregon
775 Summer St. NE, Suite 200
Salem, Oregon 97301

Faxed grant applications will not be accepted.

0.2 Engineering Report Checklist

Engineering Report Checklist		
☑	Engineering Report Cover Page	
☑	Project Summary Page	
☑	Building Parts Identification	
☑	Statement of the Performance Objective	
	Summary of Deficiencies	
☑	Structural Seismic Deficiencies	
☑	Nonstructural Seismic Deficiencies	
	Summary of Mitigation/Retrofit	
☑	Structural Mitigation/Retrofit	
☑	Nonstructural Mitigation/Retrofit	
	Summary Construction Cost Estimate	
☑	Direct Cost	
☑	Indirect Soft Cost	
☑	Certification Statement by Engineer	
	ASCE 41-17 Tier 1 Checklist	
☑	Basic Configuration Checklist	
☑	Building System Structural Checklist	
☑	Nonstructural Checklist	
☑	Retrofit Drawings & Sketches	
☑	Itemized Construction Cost Estimate	

1.0 Executive Summary

The Alsea K-12 School is located in Alsea, Oregon in Benton County. CBSE, LLC was hired to provide a seismic evaluation of the schools at the complex. The focus of this report is the classroom wings and gymnasium and the lateral system deficiencies in comparison to buildings constructed under modern building codes. This evaluation was performed in accordance with the American Society of Civil Engineers "Seismic Rehabilitation of Existing Buildings ASCE/SEI 41-17."

Alsea School District received grant money and bond money to do miscellaneous upgrades to the existing school ranging from electrical and mechanical upgrades to new buildings on site. Considering this work is taking place over the next 18 months, wrapping seismic rehabilitation into the course of construction creates an efficiency of construction and fiscal dollars. It would also mitigate the overall impact on the school itself if there is not another round of construction after the school bond work is completed.

We have separated the school into (2) areas of concentration: Gymnasium and Wood Shop (future cafeteria). The gymnasium consists of an open gym area footprint measuring approximately 6,650 square feet. The North Wing consists of technical wood shop areas with a footprint measuring approximately 4,020 square feet. The Gym and Stage/Library were constructed in the 1940's and the technical wood shop area was constructed in the 1950's. The roof system consists of tudor arch glulam trusses, 2x roof joists, hand built trusses, and tongue and groove wood decking. The exterior walls of the building built in the 1940's consist of reinforced concrete. The interior walls of the building built in the 1940's consist of un-reinforced concrete masonry units (CMU). The floor system consists of a slab on grade.

Approximately 221 students and staff are onsite at the school in the course of the school year. The evaluation of the all facilities indicates that rehabilitation of the lateral system components are necessary to meet the "Immediate Occupancy" post-earthquake performance level.

A list of deficiencies encountered include:

Gymnasium:

1. The tongue and groove roof diaphragm is not adequate capacity for in-plane shear capacity.
2. The shear walls are not properly attached to the roof diaphragm for out-plane loading and in-plane load transfer.
3. The gymnasium is taller than the stage and offices. This height difference could cause pounding of the lower roof into the walls of the gymnasium.
4. It is unlikely that the CMU/Concrete wall at the west side of the gymnasium is adequate to resist the out-of-plane seismic loads.
5. There is a knee joint at the West and East walls between the concrete and CMU.
6. No vertical connections between roof joists/trusses and the walls.
7. Inadequate in-plane load transfer from roof structure to lateral elements.

Shop/Cafeteria:

8. The tongue and groove roof diaphragm is not adequate capacity for in-plane shear capacity.
9. The shear walls are not properly attached to the roof diaphragm for out-plane loading and in-plane load transfer.
10. The URM CMU walls are not adequate to resist in-plane and out of plane seismic forces.
11. The retaining wall at the East side of the wood shop/cafeteria that holds the roof and URM CMU wall has kicked out and failed. It likely would fall over in a design seismic event.
12. The wood shop CMU walls are not adequate to support the combined roof load and simultaneous seismic out of plane load.
13. No vertical connections between roof joists/trusses and the walls.
14. Inadequate in-plane load transfer from roof structure to lateral elements.

2.0 Project Introduction

The Alsea K-12 School is in Alsea, Oregon in Benton County. The District has retained CBSE, LLC to perform a seismic evaluation of the Alsea Campus buildings. There are multiple buildings on the campus, some dating back to the 1940's. Onsite, there is the K-12 building housing classrooms/gymnasium/administrative offices, a modular building housing pre-school, a shop building, and a general admin modular building. Because of the large occupant capacities of gymnasiums and the likelihood that they would be used to shelter in place in a seismic event, the gymnasium has been selected for a seismic rehabilitation. The shop/future cafeteria has also been selected for a seismic rehabilitation due to it's open space, added emergency shelter, and it's current condition as a URM with significant failures.

The purpose of the evaluation is to provide the District with an objective, comprehensive analysis of the condition of the existing seismic force resisting systems of the facility when compared to a building constructed using modern building codes. In addition to evaluating the building's seismic performance, schematic retrofit plans have been prepared. The schematic plans have been prepared using our experience and understanding of existing building's deficiencies and economical rehabilitation methods available. Furthermore, a preliminary cost estimate has been developed. Based on the preliminary construction cost estimate, a benefit-to-cost analysis was prepared to help the District determine whether the rehabilitation efforts outlined in this report are financially reasonable.

Scope of Work

The following scope of work was developed to meet the objectives outlined above.

Seismic Evaluation & Preliminary Rehabilitation Services:

- Perform site visit of the structure to identify structural systems, conditions, and lateral system deficiencies.
- Review existing drawings of buildings.
- Evaluate existing conditions with respect to ASCE/SEI 41-17.
- Provide a PE stamped report package identifying building lateral system deficiencies and provide schematic level retrofit plans for ASCE/SEI 41-17 Tier 1 requirements.

Preliminary Construction Cost Consulting Services:

- Provide construction estimates based on historical data, discussions with contractors, and in house expertise.

3.0 Structural Evaluation

3.1 Introduction

The Alsea K-12 School was built in the 1940's, 1950's, and 1960's. It had miscellaneous alterations and additions in 2008. The gymnasium and the shop/caffeteria are the focus of this report.

The gymnasium building is approximately 6,650 square feet. The roof framing consists of tudor arched glulam beams spaced at 16' o.c. The roof diaphragm is 1-1/2" tongue and groove decking over 2x10 framing. The tongue and groove decking is nailed to the 2x framing w/(2) 16d nails at each roof joist. Typical perimeter walls are approximately 12'-0" tall and consist of 8" poured in place concrete walls. At the west and east walls, the concrete walls maintain the 12'-0" height, however, unreinforced (presumed) masonry is constructed on top which follows the roof line and peaks at approximately 28'-0". The floor system consists of a crawl space with 2x8 wood joists @ 24" o.c.

The shop building (future cafeteria) is approximately 4,020 sqft. It has (2) distinct construction methods. This can be separated as East and West. The East side is constructed with reinforced CMU walls, Glulam Beams at 7'-8" o.c., and tongue and groove roof decking. The West side is constructed with unreinforced CMU walls, 2x12 roof joists at 12" o.c., and tongue and groove roof decking.

3.2 Structural Evaluation

The American Society of Civil Engineers "Seismic Evaluation of Existing Buildings – ASCE 41-17" was utilized in the evaluation of the building. Per ASCE 41-17, a Tier 1 evaluation has been performed to provide "Quick Checks" in order to determine deficiencies in the lateral force resisting elements.

A basic performance objective is decided upon to characterize the condition of the building post-earthquake. The level of "Immediate Occupancy" has been selected as the structural performance level for the building in the event of a seismic event. The "Immediate Occupancy" level is defined as:

"the post-earthquake damage state in which a structure remains safe to occupy and essentially retains its pre-earthquake strength and stiffness."

The seismic hazard level must be determined in ASCE 41-17. For the "Immediate Occupancy" structural performance level, the BSE-1N level seismic hazard earthquake is utilized. The BSE-1N earthquake has a 10% probability of exceedance in 50 years and is similar in occurrence and magnitude as current code adopted seismic hazard levels for new buildings. It is recommended by the City of Portland (24.85.020) that the earthquake hazard level utilized be taken as 75% of the BSE-1N level earthquake. We recommend that this reduction be utilized for this facility.

3.2.1 Lateral Resisting System

After reviewing the facility and existing drawings, the lateral system was determined to be C2a and URM. The predominant lateral system is C2a for the gymnasium portion and URM for the remainder of the building areas. CBSE, LLC prepared the findings and report considering both building types.

Buildings classified as C2a are described in ASCE 41-17 as:

These buildings have diaphragms consist of wood sheathing, or have large aspect ratios, and are flexible relative to the walls. Floors are supported on concrete columns or bearing walls. Seismic forces are resisted by cast-in-place concrete shear walls. In older construction, shear walls are lightly reinforced but often extend throughout the building. In more recent construction, shear walls occur in isolated locations, are more heavily reinforced, and have concrete slabs that are stiff relative to the walls. The foundation system is permitted to consist of a variety of elements.

Buildings classified as URM are described in ASCE 41-17 as:

Buildings that have perimeter bearing walls that consist of unreinforced brick, stone or concrete masonry. Interior bearing walls, where present, also consist of unreinforced clay brick, stone, or concrete masonry. In older construction, floor and roof framing consists of straight or diagonal lumber sheathing supported by wood joists, which, in turn, are supported on posts and timbers. In more recent construction, floors

consists of structural panel or plywood sheathing rather than lumber sheathing. The diaphragms are flexible relative to the walls. Where they exist, ties between the walls and diaphragms consist of anchors or bent steel plates embedded in the mortar joints and attached to framing. The foundation system is permitted to consist of a variety of elements.

3.2.2 Lateral Resisting Element Deficiencies

The deficiencies noted below are based upon visual observations of the existing buildings and reviewing the structural drawings. The Tier 1 checklists are attached in Appendix B.

Gymnasium:

1. The tongue and groove roof diaphragm is not adequate capacity for in-plane shear capacity.
2. The shear walls are not properly attached to the roof diaphragm for out-plane loading and in-plane load transfer.
3. The gymnasium is taller than the stage and offices. This height difference could cause pounding of the lower roof into the walls of the gymnasium.
4. It is unlikely that the CMU/Concrete wall at the west side of the gymnasium is adequate to resist the out-of-plane seismic loads.
5. There is a knee joint at the West and East walls between the concrete and CMU.
6. No vertical connections between roof joists/trusses and the walls.
7. Inadequate in-plane load transfer from roof structure to lateral elements.

Shop/Cafeteria:

8. The tongue and groove roof diaphragm is not adequate capacity for in-plane shear capacity.
9. The shear walls are not properly attached to the roof diaphragm for out-plane loading and in-plane load transfer.
10. The URM CMU walls are not adequate to resist in-plane and out of plane seismic forces.
11. The retaining wall at the East side of the wood shop/cafeteria that holds the roof and URM CMU wall has kicked out and failed. It likely would fall over in a design seismic event.
12. The wood shop CMU walls are not adequate to support the combined roof load and simultaneous seismic out of plane load.
13. No vertical connections between roof joists/trusses and the walls.
14. Inadequate in-plane load transfer from roof structure to lateral elements.

3.2.3 Evaluation of Non-structural Items

Non-structural items can account for a large part of the overall expense of rehabilitating an existing building. These costs are difficult to estimate prior to construction and can be significant. A list of non-structural items that need to be addressed has been provided below.

1. Hazardous material mitigation (asbestos tiles, roofing, ceiling tiles, etc.)
2. Suspended ceiling seismic bracing at exits
3. Unsupported light fixtures in the suspended ceilings
4. Piping and HVAC equipment throughout the building shall be properly braced and attached to the structure to limit potential damage.
5. Any mechanical equipment over 20 pounds shall be attached and properly braced.
6. Provide proper attachment and bracing to all non-structural components and equipment.

4.0 Seismic Rehabilitation Recommendation

These recommendations are required to resolve the deficiencies noted in section 3.2.2.

Gymnasium

1. Additional connection hardware to be added to strengthen the connection between the roof diaphragms and shear walls to properly transfer in-plane and out-of-plane loading at shear walls.
2. The roofing at the gym shall be removed to allow proper attachment of new plywood roof sheathing and blocking between roof joists.
3. Reinforce CMU walls with vertical FRP strips to strengthen out of plane capacity.
4. Reinforce concrete walls with vertical FRP strips to strengthen out of plane capacity.
5. Provide seismic isolation between existing buildings.
6. All piping and HVAC equipment found throughout the building shall be properly braced and attached to the structure to limit potential damage.
7. Any mechanical equipment over 20 pounds shall be attached and properly braced.
8. Provide proper attachment and bracing to all non-structural components and equipment.

Wood Shop/Cafeteria

9. Additional connection hardware to be added to strengthen the connection between the roof diaphragms and shear walls to properly transfer in-plane and out-of-plane loading at shear walls.
10. The roofing shall be removed to allow proper attachment of new plywood roof sheathing and blocking between roof joists.
11. Reinforce CMU walls with vertical FRP strips to strengthen out of plane capacity.
12. Provide seismic isolation between existing buildings.
13. Remove and replace failed concrete retaining wall
14. Demolish existing wood shop bag house.
15. All piping and HVAC equipment found throughout the building shall be properly braced and attached to the structure to limit potential damage.
16. Any mechanical equipment over 20 pounds shall be attached and properly braced.
17. Provide proper attachment and bracing to all non-structural components and equipment.

5.0 Preliminary Construction Cost Estimate

Project: Alsea K-12 Seismic Upgrade

Estimate Date: 25-Jan-2022

DESIGN & PRECONSTRUCTION COSTS		
Item		**Cost of Work**
Architectural		$ 24,000.00
Structural		$ 180,000.00
Geotechnical		$ 6,500.00
Materials Testing		$ 9,000.00
Contractor Preconstruction		$ 30,000.00
TOTAL PRE-CONSTRUCTION		$ 249,500.00

CONSTRUCTION COSTS				
Division #	**Division Name (Sub Name)**			**Cost of Work**
01	General Requirements			$ 208,923.90
	General Conditions	10%	$ 208,923.90	
02	Existing Conditions			$ 59,000.00
	Gym floor protection		$ 15,000.00	
	Gym ceiling demolition		$ 10,000.00	
	Retaining Wall Demolition		$ 18,000.00	
	Roof Demolition		$ 16,000.00	
03	Concrete			$ 271,520.00
	Gym Wall FRP Rehab		$ 101,520.00	
	Wood Shop FRP Rehab		$ 75,000.00	
	New retaining wall at wood work shop		$ 95,000.00	
	- Includes temporary shoring of roof/wall			
04	Masonry			$ 130,000.00
	Gym Gable Wall FRP		$ 36,000.00	
	Woodwork shop FRP rehab		$ 94,000.00	
06	Wood, Plastics, and Composites			$ 310,000.00
	Gym roof sheathing		$ 79,000.00	
	In/Out of Plane Connections for CMU Walls		$ 56,000.00	
	In/Out of Plane Connections for Concrete Walls		$ 40,000.00	
	Uplift connections at all wood roof joists		$ 42,000.00	
	Uplift connections at all hand built wood trusses		$ 28,000.00	
	Glulam Tudor Arch Strengthening		$ 65,000.00	
07	Thermal and Moisture Protection			$ 189,000.00
	New roofing at gym		$ 117,000.00	
	New roofing at wood shop/cafeteria		$ 72,000.00	
09	Finishes			$ 333,000.00
	Gypsum Board repairs		$ 38,000.00	
	Replace Acoustical Panels at Gymnasium		$ 120,000.00	
	Painting of gym, classroom, office walls		$ 175,000.00	
10	Specialties			$ 70,000.00
	Miscellaneous specialties		$ 70,000.00	
22	Plumbing			$ 15,000.00
	Miscellaneous plumbing bracing		$ 15,000.00	
23	HVAC			$ 15,000.00
	Miscellaneous HVAC bracing		$ 15,000.00	
26	Electrical, Fire Alarm			$ 15,000.00

5.0 Preliminary Construction Cost Estimate – CONTINUED

	Miscellaneous electrical bracing		$ 15,000.00	
31	Earthwork			$ 35,000.00
	New foundations for retaining wall		$ 35,000.00	
		SUBTOTAL		$ 1,616,443.90

		Rate		Cost
	Insurance, Builder's Risk	1.43%		$ 29,876.12
	Payment/Performance Bond	1.20%		$ 25,070.87
	Washington B&O Tax	0.00%		$ -
	BOLI/Prevailing Wage Fee	0.00%		$ -
	State Tax	0.00%		$ -
	Contingency	15.00%		$ 313,385.80
	Fee	5.00%		$ 104,461.94
	SUBTOTAL (Preconstruction + Construction)			$ 2,338,739.00

This cost estimate was put together in conjunction with a General Contractor with multiple seismic retrofit projects in the last (3) years.

CBSE, LLC certifies the following documentation:

1. All of the seismic deficiencies are included in the retrofit scope of work.
2. All of the retrofit's scope of work elements are included in the cost estimate.

6.0 Benefit Cost Analysis

Benefit-Cost Analysis: Summary Results

Alsea K-12

Building Part	Benefits
Alsea_schA	$2,025,028
Alsea_schB	
Alsea_schC	
Alsea_schD	$1,126,929
Alsea_schE	
Total Benefits	**$3,151,957**
Total Cost	**$2,338,739**
Benefit-Cost Ratio	**1.348**

Benefits by Category Avoided Damages and Losses	
Building Damage	$479,932
Contents Damage	$119,983
Displacement Costs	$46,258
Loss of Function Costs	$34,557
Casualties	$2,471,228
Total	**$3,151,957**

APPENDIX A

Photo 1: Aerial Photo Complex

Photo 2: Northeast Corner of Gym – Tudor Arches, Concrete/CMU Walls

Photo 3: Northeast Corner North Wing – Wood Shop – CMU Walls, Glulam Roof Beams

Photo 4: North Wing – Wood Shop – CMU Wall – 2x Roof Joist

Photo 5: North Wing – Wood Shop – CMU Wall – Attempted Exterior Repair – Wall Physically Flexes with little effort of pushing. Inadequate supported mechanical equipment.

Photo 6: Exterior Gym Wall – Concrete Wall to CMU wall transition

APPENDIX B

Appendix C: Summary Data Sheet

BUILDING DATA

Building Name: ALSEA K-12 SCHOOL Date: 22JAN2022

Building Address: 301 S 3rd STREET, ALSEA, OR 97324

Latitude: 44.38076 Longitude: -123.59501 By: DAH

Year Built: 1950'S-1960'S Year(s) Remodeled: VARIOUS Original Design Code: UBC

Area (sf): 33,535 Length (ft): 286 Width (ft): 202

No. of Stories: 1 Story Height: 30 Total Height: 30

USE

☐ Industrial ☐ Office ☐ Warehouse ☐ Hospital ☐ Residential ☑ Educational ☐ Other: _____

CONSTRUCTION DATA

Gravity Load Structural System: CONCRETE MOMENT FRAME

Exterior Transverse Walls: CONCRETE FRAME Openings? YES

Exterior Longitudinal Walls: CONCRETE FRAME Openings? YES

Roof Materials/Framing: TPO & METAL/WOOD

Intermediate Floors/Framing: N/A

Ground Floor: CONCRETE SLAB ON GRADE

Columns: CONCRETE Foundation: CONCRETE

General Condition of Structure: GOOD

Levels Below Grade? 1

Special Features and Comments: LOCKER ROOMS ARE BELOW GRADE

LATERAL-FORCE-RESISTING SYSTEM

	Longitudinal	Transverse
System:	URM	URM
Vertical Elements:	URM	URM
Diaphragms:	WOOD	WOOD
Connections:	NAILS	NAILS

EVALUATION DATA

BSE-1N Spectral Response Accelerations: S_{Ds}= Sxs = 0.839 S_{D1}= Sx1 = 0.648

Soil Factors: Class= D F_a= 1.6 F_v= 2.4

BSE-1E Spectral Response Accelerations: S_{XS}= 0.285 S_{X1}= 0.170

Level of Seismicity: HIGH Performance Level: IO

Building Period: T= 0.294

Spectral Acceleration: S_a= 0.285

Modification Factor: $C_mC_1C_2$= 1 Building Weight: W= 1,380

Pseudo Lateral Force: $V = C_mC_1C_2S_aW$= 393 kips

BUILDING CLASSIFICATION: K-12 SCHOOL

REQUIRED TIER 1 CHECKLISTS

	Yes	No
Basic Configuration Checklist	☑	☐
Building Type ____ Structural Checklist	☑	☐
Nonstructural Component Checklist	☑	☐

FURTHER EVALUATION REQUIREMENT: _____

Seismic Loading

Ss	1.049
S1	0.558
Fa	1.2
Fv	1.742
Sxs	0.839
Sx1	0.648

Level of Seismicity (Immediate Occupancy Level)

Sds	=	0.839
Sd1	=	0.648

	Sds					Sd1				
Very Low	≤	0.167			g	≤	0.067			g
Low	≥	0.167	<	0.33	g	≥	0.067	<	0.133	g
Moderate	≥	0.33	<	0.5	g	≥	0.133	<	0.2	g
High	≥	0.5			g	≥	0.2			g

Level:	High	
Ct	0.02	
hn	36	ft
β	0.75	
T	0.294	sec

Psuedo Seismic Forces: (75% of seismic loading)

C	1.3		ASCE 41-17: Table 4-7
Sa	0.839		
DL_roof	20	psf	
SL_roof	0	psf	
Area_roof	29000	SF	
DL_wall	84	psf (fully grouted)	
Area_wall	9523.2	SF	
Weight	1379.9	kips	
V	1128.8	kips	ASCE 41-17: Equation 4-1

Shear Stress In Shear Walls

vj = (1/Ms)(Vj/Aw) Equation 4-8 ASCE 41-17

Vj 1129 kips

Wall Line	Lateral Wall Length (ft)	Lateral Wall Width (in)	Table 4-8 ASCE 41-17 Ms	V (kips)	Aw (in^2)	vj (psi)	Stress Limit (psi)	Stress Check
Gym - N/S Walls	81	12	1.5	223.8	11664.00	1.9	100.0	OK
Gym - E/W Walls	44	12	1.5	223.8	6336.00	6.4	100.0	OK
West Wing - N/S Walls	86	0.67	1	353.3	688.00	4.0	30.0	OK
West Wing - E/W Walls	98	0.67	1	353.3	784.00	3.1	30.0	OK
East Wing - N/S Walls	86	0.67	1	318.1	688.00	3.6	30.0	OK
East Wing - E/W Walls	80	0.67	1	318.1	640.00	4.1	30.0	OK
Wood Shop - N/S Walls	53	0.67	1	135.3	424.00	4.0	30.0	OK
Wood Shop - E/W Walls	77	0.67	1	135.3	616.00	1.9	30.0	OK
Stage/Library - N/S Walls	40	0.67	1	98.3	320.00	5.1	30.0	OK
Stage/Library - E/W Walls	78	0.67	1	98.3	624.00	1.3	30.0	OK

NOTE: Lateral load for East/West Wings appear to be transferring to interior URM corridor walls.

BUILDING LOCATION AREAS

		Locker Room	Total	Year Built
Gym	6650		6650	1940
West Wing	9175	1320	10495	1940
East Wing	8130	1320	9450	1940
North Wing	4020		4020	1950
Stage/Library	2920		2920	1940
Total Area			33535	

Downloaded from ascelibrary.org by Derek Howard on 05/22/18. Copyright ASCE. For personal use only; all rights reserved.

Table 17-3. Immediate Occupancy Basic Configuration Checklist

Status	Evaluation Statement	Tier 2 Reference	Commentary Reference
Very Low Seismicity			
Building System—General			
C NC N/A U	LOAD PATH: The structure contains a complete, well-defined load path, including structural elements and connections, that serves to transfer the inertial forces associated with the mass of all elements of the building to the foundation.	5.4.1.1	A.2.1.1
C NC N/A U	ADJACENT BUILDINGS: The clear distance between the building being evaluated and any adjacent building is greater than 0.5% of the height of the shorter building in low seismicity, 1.0% in moderate seismicity, and 3.0% in high seismicity.	5.4.1.2	A.2.1.2
C NC N/A U	MEZZANINES: Interior mezzanine levels are braced independently from the main structure or are anchored to the seismic-force-resisting elements of the main structure.	5.4.1.3	A.2.1.3
Building System—Building Configuration			
C NC N/A U	WEAK STORY: The sum of the shear strengths of the seismic-force-resisting system in any story in each direction is not less than 80% of the strength in the adjacent story above.	5.4.2.1	A.2.2.2
C NC N/A U	SOFT STORY: The stiffness of the seismic-force-resisting system in any story is not less than 70% of the seismic-force-resisting system stiffness in an adjacent story above or less than 80% of the average seismic-force-resisting system stiffness of the three stories above.	5.4.2.2	A.2.2.3
C NC N/A U	VERTICAL IRREGULARITIES: All vertical elements in the seismic-force-resisting system are continuous to the foundation.	5.4.2.3	A.2.2.4
C NC N/A U	GEOMETRY: There are no changes in the net horizontal dimension of the seismic-force-resisting system of more than 30% in a story relative to adjacent stories, excluding one-story penthouses and mezzanines.	5.4.2.4	A.2.2.5
C NC N/A U	MASS: There is no change in effective mass of more than 50% from one story to the next. Light roofs, penthouses, and mezzanines need not be considered.	5.4.2.5	A.2.2.6

continues

Table 17-3 *(Continued)*. Immediate Occupancy Basic Configuration Checklist

Status	Evaluation Statement	Tier 2 Reference	Commentary Reference
C NC N/A U	TORSION: The estimated distance between the story center of mass and the story center of rigidity is less than 20% of the building width in either plan dimension.	5.4.2.6	A.2.2.7
Low Seismicity (Complete the Following Items in Addition to the Items for Very Low Seismicity)			
Geologic Site Hazards			
C NC N/A U	LIQUEFACTION: Liquefaction-susceptible, saturated, loose granular soils that could jeopardize the building's seismic performance do not exist in the foundation soils at depths within 50 ft (15.2 m) under the building.	5.4.3.1	A.6.1.1
C NC N/A U	SLOPE FAILURE: The building site is located away from potential earthquake-induced slope failures or rockfalls so that it is unaffected by such failures or is capable of accommodating any predicted movements without failure.	5.4.3.1	A.6.1.2
C NC N/A U	SURFACE FAULT RUPTURE: Surface fault rupture and surface displacement at the building site are not anticipated.	5.4.3.1	A.6.1.3
Moderate and High Seismicity (Complete the Following Items in Addition to the Items for Low Seismicity)			
Foundation Configuration			
C NC N/A U	OVERTURNING: The ratio of the least horizontal dimension of the seismic-force-resisting system at the foundation level to the building height (base/height) is greater than $0.6S_a$.	5.4.3.3	A.6.2.1
C NC N/A U	TIES BETWEEN FOUNDATION ELEMENTS: The foundation has ties adequate to resist seismic forces where footings, piles, and piers are not restrained by beams, slabs, or soils classified as Site Class A, B, or C.	5.4.3.4	A.6.2.2

Note: C = Compliant, NC = Noncompliant, N/A = Not Applicable, and U = Unknown.

Downloaded from ascelibrary.org by Derek Howard on 05/22/18. Copyright ASCE. For personal use only; all rights reserved.

Downloaded from ascelibrary.org by Derek Howard on 05/22/18. Copyright ASCE. For personal use only; all rights reserved.

17.12 STRUCTURAL CHECKLIST FOR BUILDING TYPES C2: CONCRETE SHEAR WALLS WITH STIFF DIAPHRAGMS AND C2A: CONCRETE SHEAR WALLS WITH FLEXIBLE DIAPHRAGMS

For building systems and configurations that comply with the C2 or C2a building type description in Table 3-1, the Collapse Prevention Structural Checklist in Table 17-24 shall be completed where required by Table 4-6 for Collapse Prevention Structural Performance, and the Immediate Occupancy Structural Checklist in Table 17-25 shall be completed where required by Table 4-6 for Immediate Occupancy Structural Performance. Tier 1 screening shall include on-site investigation and condition assessment as required by Section 4.2.1.

Where applicable, each of the evaluation statements listed in this checklist shall be marked Compliant (C), Noncompliant (NC), Not Applicable (N/A), or Unknown (U) for a Tier 1 screening. Items that are deemed acceptable to the design professional in accordance with the evaluation statement shall be categorized as Compliant, whereas items that are determined by the design professional to require further investigation shall be

Table 17-25. Immediate Occupancy Structural Checklist for Building Types C2 and C2a

Status	Evaluation Statement	Tier 2 Reference	Commentary Reference
Very Low Seismicity			
Seismic-Force-Resisting System			
C NC N/A U	COMPLETE FRAMES: Steel or concrete frames classified as secondary components form a complete vertical-load-carrying system.	5.5.2.5.1	A.3.1.6.1
C NC N/A U	REDUNDANCY: The number of lines of shear walls in each principal direction is greater than or equal to 2.	5.5.1.1	A.3.2.1.1
C NC N/A U	SHEAR STRESS CHECK: The shear stress in the concrete shear walls, calculated using the Quick Check procedure of Section 4.4.3.3, is less than the greater of 100 lb/in.^{2} (0.69 MPa) or $2\sqrt{f'_c}$.	5.5.3.1.1	A.3.2.2.1
C NC N/A U	REINFORCING STEEL: The ratio of reinforcing steel area to gross concrete area is not less than 0.0012 in the vertical direction and 0.0020 in the horizontal direction. The spacing of reinforcing steel is equal to or less than 18 in. (457 mm).	5.5.3.1.3	A.3.2.2.2
Connections			
C NC N/A U	WALL ANCHORAGE AT FLEXIBLE DIAPHRAGMS: Exterior concrete or masonry walls that are dependent on flexible diaphragms for lateral support are anchored for out-of-plane forces at each diaphragm level with steel anchors, reinforcing dowels, or straps that are developed into the diaphragm. Connections have strength to resist the connection force calculated in the Quick Check procedure of Section 4.4.3.7.	5.7.1.1	A.5.1.1
C NC N/A U	TRANSFER TO SHEAR WALLS: Diaphragms are connected for transfer of loads to the shear walls, and the connections are able to develop the lesser of the shear strength of the walls or diaphragms.	5.7.2	A.5.2.1
C NC N/A U	FOUNDATION DOWELS: Wall reinforcement is doweled into the foundation, and the dowels are able to develop the lesser of the strength of the walls or the uplift capacity of the foundation.	5.7.3.4	A.5.3.5
Foundation System			
C NC N/A U	DEEP FOUNDATIONS: Piles and piers are capable of transferring the lateral forces between the structure and the soil.		A.6.2.3
C NC N/A U	SLOPING SITES: The difference in foundation embedment depth from one side of the building to another does not exceed one story.		A.6.2.4
Low, Moderate, and High Seismicity (Complete the Following Items in Addition to the Items for Very Low Seismicity)			
Seismic-Force-Resisting System			
C NC N/A U	DEFLECTION COMPATIBILITY: Secondary components have the shear capacity to develop the flexural strength of the components and are compliant with the following items in Table 17-23: COLUMN-BAR SPLICES, BEAM-BAR SPLICES, COLUMN-TIE SPACING, STIRRUP SPACING, and STIRRUP AND TIE HOOKS.	5.5.2.5.2	A.3.1.6.2
C NC N/A U	FLAT SLABS: Flat slabs or plates not part of seismic-force-resisting system have continuous bottom steel through the column joints.	5.5.2.5.3	A.3.1.6.3
C NC N/A U	COUPLING BEAMS: The ends of both walls to which the coupling beam is attached are supported at each end to resist vertical loads caused by overturning. Coupling beams have the capacity in shear to develop the uplift capacity of the adjacent wall.	5.5.3.2.1	A.3.2.2.3
C NC N/A U	OVERTURNING: All shear walls have aspect ratios less than 4-to-1. Wall piers need not be considered.	5.5.3.1.4	A.3.2.2.4
C NC N/A U	CONFINEMENT REINFORCING: For shear walls with aspect ratios greater than 2-to-1, the boundary elements are confined with spirals or ties with spacing less than $8d_b$.	5.5.3.2.2	A.3.2.2.5
C NC N/A U	WALL REINFORCING AT OPENINGS: There is added trim reinforcement around all wall openings with a dimension greater than three times the thickness of the wall.	5.5.3.1.5	A.3.2.2.6
C NC N/A U	WALL THICKNESS: Thicknesses of bearing walls are not less than 1/25 the unsupported height or length, whichever is shorter, nor less than 4 in. (101 mm).	5.5.3.1.2	A.3.2.2.7

continues

Downloaded from ascelibrary.org by Derek Howard on 05/22/18. Copyright ASCE. For personal use only; all rights reserved.

Table 17-25 *(Continued)*. Immediate Occupancy Structural Checklist for Building Types C2 and C2a

Status	Evaluation Statement	Tier 2 Reference	Commentary Reference
Diaphragms (Stiff or Flexible)			
C NC N/A U	DIAPHRAGM CONTINUITY: The diaphragms are not composed of split-level floors and do not have expansion joints.	5.6.1.1	A.4.1.1
C NC N/A U	OPENINGS AT SHEAR WALLS: Diaphragm openings immediately adjacent to the shear walls are less than 15% of the wall length.	5.6.1.3	A.4.1.4
C NC N/A U	PLAN IRREGULARITIES: There is tensile capacity to develop the strength of the diaphragm at reentrant corners or other locations of plan irregularities.	5.6.1.4	A.4.1.7
C NC N/A U	DIAPHRAGM REINFORCEMENT AT OPENINGS: There is reinforcing around all diaphragm openings larger than 50% of the building width in either major plan dimension.	5.6.1.5	A.4.1.8
Flexible Diaphragms			
C NC N/A U	CROSS TIES: There are continuous cross ties between diaphragm chords.	5.6.1.2	A.4.1.2
C NC N/A U	STRAIGHT SHEATHING: All straight-sheathed diaphragms have aspect ratios less than 1-to-1 in the direction being considered.	5.6.2	A.4.2.1
C NC N/A U	SPANS: All wood diaphragms with spans greater than 12 ft (3.6 m) consist of wood structural panels or diagonal sheathing.	5.6.2	A.4.2.2
C NC N/A U	DIAGONALLY SHEATHED AND UNBLOCKED DIAPHRAGMS: All diagonally sheathed or unblocked wood structural panel diaphragms have horizontal spans less than 30 ft (9.2 m) and aspect ratios less than or equal to 3-to-1.	5.6.2	A.4.2.3
C NC N/A U	NONCONCRETE FILLED DIAPHRAGMS: Untopped metal deck diaphragms or metal deck diaphragms with fill other than concrete consist of horizontal spans of less than 40 ft (12.2 m) and have aspect ratios less than 4-to-1.	5.6.3	A.4.3.1
C NC N/A U	OTHER DIAPHRAGMS: Diaphragms do not consist of a system other than wood, metal deck, concrete, or horizontal bracing.	5.6.5	A.4.7.1
Connections			
C NC N/A U	UPLIFT AT PILE CAPS: Pile caps have top reinforcement, and piles are anchored to the pile caps; the pile cap reinforcement and pile anchorage are able to develop the tensile capacity of the piles.	5.7.3.5	A.5.3.8

Note: C = Compliant, NC = Noncompliant, N/A = Not Applicable, and U = Unknown.

Downloaded from ascelibrary.org by Derek Howard on 05/22/18. Copyright ASCE. For personal use only; all rights reserved.

investigation using the corresponding Tier 2 evaluation procedure listed next to each evaluation statement.

17.18 STRUCTURAL CHECKLISTS FOR BUILDING TYPES URM: UNREINFORCED MASONRY BEARING WALLS WITH FLEXIBLE DIAPHRAGMS AND URMA: UNREINFORCED MASONRY BEARING WALLS WITH STIFF DIAPHRAGMS

For building systems and configurations that comply with the URM or URMa building type description in Table 3-1, the Collapse Prevention Structural Checklist in Table 17-36 shall be completed where required by Table 4-6 for Collapse Prevention Structural Performance, and the Immediate Occupancy Structural Checklist in Table 17-37 shall be completed where required by Table 4-6 for Immediate Occupancy Structural Performance. Tier 1 screening shall include on-site investigation and condition assessment as required by Section 4.2.1.

Where applicable, each of the evaluation statements listed in this checklist shall be marked Compliant (C), Noncompliant (NC), Not Applicable (N/A), or Unknown (U) for a Tier 1 screening. Items that are deemed acceptable to the design professional in accordance with the evaluation statement shall be categorized as Compliant, whereas items that are determined by the design professional to require further investigation shall be categorized as Noncompliant or Unknown. For evaluation statements classified as Noncompliant or Unknown, the design professional is permitted to choose to

Downloaded from ascelibrary.org by Derek Howard on 05/22/18. Copyright ASCE. For personal use only; all rights reserved.

Downloaded from ascelibrary.org by Derek Howard on 05/22/18. Copyright ASCE. For personal use only; all rights reserved.

Table 17-37. Immediate Occupancy Structural Checklist for Building Types URM and URMa

Status	Evaluation Statement	Tier 2 Reference	Commentary Reference
Very Low Seismicity			
Seismic-Force-Resisting System			
C NC N/A U	REDUNDANCY: The number of lines of shear walls in each principal direction is greater than or equal to 2.	5.5.1.1	A.3.2.1.1
C NC N/A U	SHEAR STRESS CHECK: The shear stress in the unreinforced masonry shear walls, calculated using the Quick Check procedure of Section 4.4.3.3, is less than 30 lb/in.^{2} (0.21 MPa) for clay units and 70 lb/in.^{2} (0.48 MPa) for concrete units.	5.5.3.1.1	A.3.2.5.1
Connections			
C NC N/A U	WALL ANCHORAGE: Exterior concrete or masonry walls that are dependent on the diaphragm for lateral support are anchored for out-of-plane forces at each diaphragm level with steel anchors, reinforcing dowels, or straps that are developed into the diaphragm. Connections have strength to resist the connection force calculated in the Quick Check procedure of Section 4.4.3.7.	5.7.1.1	A.5.1.1
C NC N/A U	WOOD LEDGERS: The connection between the wall panels and the diaphragm does not induce cross-grain bending or tension in the wood ledgers.	5.7.1.3	A.5.1.2
C NC N/A U	TRANSFER TO SHEAR WALLS: Diaphragms are connected for transfer of seismic forces to the shear walls, and the connections are able to develop the lesser of the shear strength of the walls or diaphragms.	5.7.2	A.5.2.1
C NC N/A U	GIRDER–COLUMN CONNECTION: There is a positive connection using plates, connection hardware, or straps between the girder and the column support.	5.7.4.1	A.5.4.1
Foundation System			
C NC N/A U	DEEP FOUNDATIONS: Piles and piers are capable of transferring the lateral forces between the structure and the soil.		A.6.2.3
C NC N/A U	SLOPING SITES: The difference in foundation embedment depth from one side of the building to another does not exceed one story high.		A.6.2.4

continues

Table 17-37 *(Continued)*. Immediate Occupancy Structural Checklist for Building Types URM and URMa

Status	Evaluation Statement	Tier 2 Reference	Commentary Reference
Low, Moderate, and High Seismicity (Complete the Following Items in Addition to the Items for Very Low Seismicity)			
Seismic-Force-Resisting System			
C NC N/A U	PROPORTIONS: The height-to-thickness ratio of the shear walls at each story is less than the following: Top story of multi-story building 9 First story of multi-story building 15 All other conditions 13	5.5.3.1.2	A.3.2.5.2
C NC N/A U	MASONRY LAYUP: Filled collar joints of multi-wythe masonry walls have negligible voids.	5.5.3.4.1	A.3.2.5.3
Diaphragms (Stiff or Flexible)			
C NC N/A U	OPENINGS AT SHEAR WALLS: Diaphragm openings immediately adjacent to the shear walls are less than 15% of the wall length.	5.6.1.3	A.4.1.4
C NC N/A U	OPENINGS AT EXTERIOR MASONRY SHEAR WALLS: Diaphragm openings immediately adjacent to exterior masonry shear walls are not greater than 4 ft (1.2 m) long.	5.6.1.3	A.4.1.6
C NC N/A U	PLAN IRREGULARITIES: There is tensile capacity to develop the strength of the diaphragm at reentrant corners or other locations of plan irregularities.	5.6.1.4	A.4.1.7
C NC N/A U	DIAPHRAGM REINFORCEMENT AT OPENINGS: There is reinforcing around all diaphragm openings larger than 50% of the building width in either major plan dimension.	5.6.1.5	A.4.1.8
Flexible Diaphragms			
C NC N/A U	CROSS TIES: There are continuous cross ties between diaphragm chords.	5.6.1.2	A.4.1.2
C NC N/A U	STRAIGHT SHEATHING: All straight-sheathed diaphragms have aspect ratios less than 1-to-1 in the direction being considered.	5.6.2	A.4.2.1
C NC N/A U	SPANS: All wood diaphragms with spans greater than 12 ft (3.6 m) consist of wood structural panels or diagonal sheathing.	5.6.2	A.4.2.2
C NC N/A U	DIAGONALLY SHEATHED AND UNBLOCKED DIAPHRAGMS: All diagonally sheathed or unblocked wood structural panel diaphragms have horizontal spans less than 30 ft (9.2 m) and aspect ratios less than or equal to 3-to-1.	5.6.2	A.4.2.3
C NC N/A U	NONCONCRETE FILLED DIAPHRAGMS: Untopped metal deck diaphragms or metal deck diaphragms with fill other than concrete consist of horizontal spans of less than 40 ft (12.2 m) and have aspect ratios less than 4-to-1.	5.6.3	A.4.3.1
C NC N/A U	OTHER DIAPHRAGMS: Diaphragms do not consist of a system other than wood, metal deck, concrete, or horizontal bracing.	5.6.5	A.4.7.1
Connections			
C NC N/A U	STIFFNESS OF WALL ANCHORS: Anchors of concrete or masonry walls to wood structural elements are installed taut and are stiff enough to limit the relative movement between the wall and the diaphragm to no greater than 1/8 in. (3 mm) before engagement of the anchors.	5.7.1.2	A.5.1.4
C NC N/A U	BEAM, GIRDER, AND TRUSS SUPPORTS: Beams, girders, and trusses supported by unreinforced masonry walls or pilasters have independent secondary columns for support of vertical loads.	5.7.4.4	A.5.4.5

Note: C = Compliant, NC = Noncompliant, N/A = Not Applicable, and U = Unknown.

Downloaded from ascelibrary.org by Derek Howard on 05/22/18. Copyright ASCE. For personal use only; all rights reserved.

Downloaded from ascelibrary.org by Derek Howard on 05/22/18. Copyright ASCE. For personal use only; all rights reserved.

17.19 NONSTRUCTURAL CHECKLIST

The nonstructural checklist in Table 17-38 shall be completed for combinations of Performance Levels and Level of Seismicity as required by Table 4-6. Tier 1 screening shall include on-site investigation and condition assessment as required by Section 4.2.1.

Where applicable, each of the evaluation statements listed in this checklist shall be marked Compliant (C), Noncompliant (NC), Not Applicable (N/A), or Unknown (U) for a Tier 1 screening. Items that are deemed acceptable to the design professional in accordance with the evaluation statement shall be categorized as Compliant, whereas items that are determined by the design professional to require further investigation shall be categorized as Noncompliant or Unknown. For evaluation statements classified as Noncompliant or Unknown, the design professional is permitted to choose to conduct further investigation using the corresponding Tier 2 evaluation procedure listed next to each evaluation statement.

Compliant items shall be deemed by the design professional to satisfy the corresponding Performance Objective in the evaluation statement and shall meet all of the following conditions:

Downloaded from ascelibrary.org by Derek Howard on 05/22/18. Copyright ASCE. For personal use only; all rights reserved.

Table 17-38. Nonstructural Checklist

Status	Evaluation Statement[a,b]	Tier 2 Reference	Commentary Reference
Life Safety Systems			
C NC N/A U	**HR—not required; LS—LMH; PR—LMH**. FIRE SUPPRESSION PIPING: Fire suppression piping is anchored and braced in accordance with NFPA-13.	13.7.4	A.7.13.1
C NC N/A U	**HR—not required; LS—LMH; PR—LMH**. FLEXIBLE COUPLINGS: Fire suppression piping has flexible couplings in accordance with NFPA-13.	13.7.4	A.7.13.2
C NC N/A U	**HR—not required; LS—LMH; PR—LMH**. EMERGENCY POWER: Equipment used to power or control Life Safety systems is anchored or braced.	13.7.7	A.7.12.1
C NC N/A U	**HR—not required; LS—LMH; PR—LMH**. STAIR AND SMOKE DUCTS: Stair pressurization and smoke control ducts are braced and have flexible connections at seismic joints.	13.7.6	A.7.14.1
C NC N/A U	**HR—not required; LS—MH; PR—MH**. SPRINKLER CEILING CLEARANCE: Penetrations through panelized ceilings for fire suppression devices provide clearances in accordance with NFPA-13.	13.7.4	A.7.13.3
C NC N/A U	**HR—not required; LS—not required; PR—LMH**. EMERGENCY LIGHTING: Emergency and egress lighting equipment is anchored or braced.	13.7.9	A.7.3.1
Hazardous Materials			
C NC N/A U	**HR—LMH; LS—LMH; PR—LMH**. HAZARDOUS MATERIAL EQUIPMENT: Equipment mounted on vibration isolators and containing hazardous material is equipped with restraints or snubbers.	13.7.1	A.7.12.2
C NC N/A U	**HR—LMH; LS—LMH; PR—LMH**. HAZARDOUS MATERIAL STORAGE: Breakable containers that hold hazardous material, including gas cylinders, are restrained by latched doors, shelf lips, wires, or other methods.	13.8.3	A.7.15.1
C NC N/A U	**HR—MH; LS—MH; PR—MH**. HAZARDOUS MATERIAL DISTRIBUTION: Piping or ductwork conveying hazardous materials is braced or otherwise protected from damage that would allow hazardous material release.	13.7.3 13.7.5	A.7.13.4
C NC N/A U	**HR—MH; LS—MH; PR—MH**. SHUTOFF VALVES: Piping containing hazardous material, including natural gas, has shutoff valves or other devices to limit spills or leaks.	13.7.3 13.7.5	A.7.13.3
C NC N/A U	**HR—LMH; LS—LMH; PR—LMH**. FLEXIBLE COUPLINGS: Hazardous material ductwork and piping, including natural gas piping, have flexible couplings.	13.7.3 13.7.5	A.7.15.4
C NC N/A U	**HR—MH; LS—MH; PR—MH**. PIPING OR DUCTS CROSSING SEISMIC JOINTS: Piping or ductwork carrying hazardous material that either crosses seismic joints or isolation planes or is connected to independent structures has couplings or other details to accommodate the relative seismic displacements.	13.7.3 13.7.5 13.7.6	A.7.13.6
Partitions			
C NC N/A U	**HR—LMH; LS—LMH; PR—LMH**. UNREINFORCED MASONRY: Unreinforced masonry or hollow-clay tile partitions are braced at a spacing of at most 10 ft (3.0 m) in Low or Moderate Seismicity, or at most 6 ft (1.8 m) in High Seismicity.	13.6.2	A.7.1.1
C NC N/A U	**HR—LMH; LS—LMH; PR—LMH**. HEAVY PARTITIONS SUPPORTED BY CEILINGS: The tops of masonry or hollow-clay tile partitions are not laterally supported by an integrated ceiling system.	13.6.2	A.7.2.1
C NC N/A U	**HR—not required; LS—MH; PR—MH**. DRIFT: Rigid cementitious partitions are detailed to accommodate the following drift ratios: in steel moment frame, concrete moment frame, and wood frame buildings, 0.02; in other buildings, 0.005.	13.6.2	A.7.1.2
C NC N/A U	**HR—not required; LS—not required; PR—MH**. LIGHT PARTITIONS SUPPORTED BY CEILINGS: The tops of gypsum board partitions are not laterally supported by an integrated ceiling system.	13.6.2	A.7.2.1
C NC N/A U	**HR—not required; LS—not required; PR—MH**. STRUCTURAL SEPARATIONS: Partitions that cross structural separations have seismic or control joints.	13.6.2	A.7.1.3

continues

Table 17-38 *(Continued)*. Nonstructural Checklist

Status	Evaluation Statement[a,b]	Tier 2 Reference	Commentary Reference
C NC N/A U	**HR—not required; LS—not required; PR—MH**. TOPS: The tops of ceiling-high framed or panelized partitions have lateral bracing to the structure at a spacing equal to or less than 6 ft (1.8 m).	13.6.2	A.7.1.4
Ceilings			
C NC N/A U	**HR—H; LS—MH; PR—LMH**. SUSPENDED LATH AND PLASTER: Suspended lath and plaster ceilings have attachments that resist seismic forces for every 12 ft^2 (1.1 m^2) of area.	13.6.4	A.7.2.3
C NC N/A U	**HR—not required; LS—MH; PR—LMH**. SUSPENDED GYPSUM BOARD: Suspended gypsum board ceilings have attachments that resist seismic forces for every 12 ft^2 (1.1 m^2) of area.	13.6.4	A.7.2.3
C NC N/A U	**HR—not required; LS—not required; PR—MH**. INTEGRATED CEILINGS: Integrated suspended ceilings with continuous areas greater than 144 ft^2 (13.4 m^2) and ceilings of smaller areas that are not surrounded by restraining partitions are laterally restrained at a spacing no greater than 12 ft (3.6 m) with members attached to the structure above. Each restraint location has a minimum of four diagonal wires and compression struts, or diagonal members capable of resisting compression.	13.6.4	A.7.2.2
C NC N/A U	**HR—not required; LS—not required; PR—MH**. EDGE CLEARANCE: The free edges of integrated suspended ceilings with continuous areas greater than 144 ft^2 (13.4 m^2) have clearances from the enclosing wall or partition of at least the following: in Moderate Seismicity, 1/2 in. (13 mm); in High Seismicity, 3/4 in. (19 mm).	13.6.4	A.7.2.4
C NC N/A U	**HR—not required; LS—not required; PR—MH**. CONTINUITY ACROSS STRUCTURE JOINTS: The ceiling system does not cross any seismic joint and is not attached to multiple independent structures.	13.6.4	A.7.2.5
C NC N/A U	**HR—not required; LS—not required; PR—H**. EDGE SUPPORT: The free edges of integrated suspended ceilings with continuous areas greater than 144 ft^2 (13.4 m^2) are supported by closure angles or channels not less than 2 in. (51 mm) wide.	13.6.4	A.7.2.6
C NC N/A U	**HR—not required; LS—not required; PR—H**. SEISMIC JOINTS: Acoustical tile or lay-in panel ceilings have seismic separation joints such that each continuous portion of the ceiling is no more than 2,500 ft^2 (232.3 m^2) and has a ratio of long-to-short dimension no more than 4-to-1.	13.6.4	A.7.2.7
Light Fixtures			
C NC N/A U	**HR—not required; LS—MH; PR—MH**. INDEPENDENT SUPPORT: Light fixtures that weigh more per square foot than the ceiling they penetrate are supported independent of the grid ceiling suspension system by a minimum of two wires at diagonally opposite corners of each fixture.	13.6.4 13.7.9	A.7.3.2
C NC N/A U	**HR—not required; LS—not required; PR—H**. PENDANT SUPPORTS: Light fixtures on pendant supports are attached at a spacing equal to or less than 6 ft. Unbraced suspended fixtures are free to allow a 360-degree range of motion at an angle not less than 45 degrees from horizontal without contacting adjacent components. Alternatively, if rigidly supported and/or braced, they are free to move with the structure to which they are attached without damaging adjoining components. Additionally, the connection to the structure is capable of accommodating the movement without failure.	13.7.9	A.7.3.3
C NC N/A U	**HR—not required; LS—not required; PR—H**. LENS COVERS: Lens covers on light fixtures are attached with safety devices.	13.7.9	A.7.3.4
Cladding and Glazing			
C NC N/A U	**HR—MH; LS—MH; PR—MH**. CLADDING ANCHORS: Cladding components weighing more than 10 lb/ft^2 (0.48 kN/m^2) are mechanically anchored to the structure at a spacing equal to or less than the following: for Life Safety in Moderate Seismicity, 6 ft (1.8 m); for Life Safety in High Seismicity and for Position Retention in any seismicity, 4 ft (1.2 m)	13.6.1	A.7.4.1

continues

Downloaded from ascelibrary.org by Derek Howard on 05/22/18. Copyright ASCE. For personal use only; all rights reserved.

Table 17-38 *(Continued)*. Nonstructural Checklist

Status	Evaluation Statement[a,b]	Tier 2 Reference	Commentary Reference
C NC N/A U	**HR—not required; LS—MH; PR—MH**. CLADDING ISOLATION: For steel or concrete moment-frame buildings, panel connections are detailed to accommodate a story drift ratio by the use of rods attached to framing with oversize holes or slotted holes of at least the following: for Life Safety in Moderate Seismicity, 0.01; for Life Safety in High Seismicity and for Position Retention in any seismicity, 0.02, and the rods have a length-to-diameter ratio of 4.0 or less.	13.6.1	A.7.4.3
C NC N/A U	**HR—MH; LS—MH; PR—MH**. MULTI-STORY PANELS: For multi-story panels attached at more than one floor level, panel connections are detailed to accommodate a story drift ratio by the use of rods attached to framing with oversize holes or slotted holes of at least the following: for Life Safety in Moderate Seismicity, 0.01; for Life Safety in High Seismicity and for Position Retention in any seismicity, 0.02, and the rods have a length-to-diameter ratio of 4.0 or less.	13.6.1	A.7.4.4
C NC N/A U	**HR—not required; LS—MH; PR—MH**. THREADED RODS: Threaded rods for panel connections detailed to accommodate drift by bending of the rod have a length-to-diameter ratio greater than 0.06 times the story height in inches for Life Safety in Moderate Seismicity and 0.12 times the story height in inches for Life Safety in High Seismicity and Position Retention in any seismicity.	13.6.1	A.7.4.9
C NC N/A U	**HR—MH; LS—MH; PR—MH**. PANEL CONNECTIONS: Cladding panels are anchored out of plane with a minimum number of connections for each wall panel, as follows: for Life Safety in Moderate Seismicity, 2 connections; for Life Safety in High Seismicity and for Position Retention in any seismicity, 4 connections.	13.6.1.4	A.7.4.5
C NC N/A U	**HR—MH; LS—MH; PR—MH**. BEARING CONNECTIONS: Where bearing connections are used, there is a minimum of two bearing connections for each cladding panel.	13.6.1.4	A.7.4.6
C NC N/A U	**HR—MH; LS—MH; PR—MH**. INSERTS: Where concrete cladding components use inserts, the inserts have positive anchorage or are anchored to reinforcing steel.	13.6.1.4	A.7.4.7
C NC N/A U	**HR—not required; LS—MH; PR—MH**. OVERHEAD GLAZING: Glazing panes of any size in curtain walls and individual interior or exterior panes more than 16 ft^2 (1.5 m^2) in area are laminated annealed or laminated heat-strengthened glass and are detailed to remain in the frame when cracked.	13.6.1.5	A.7.4.8
Masonry Veneer			
C NC N/A U	**HR—not required; LS—LMH; PR—LMH**. TIES: Masonry veneer is connected to the backup with corrosion-resistant ties. There is a minimum of one tie for every 2-2/3 ft^2 (0.25 m^2), and the ties have spacing no greater than the following: for Life Safety in Low or Moderate Seismicity, 36 in. (914 mm); for Life Safety in High Seismicity and for Position Retention in any seismicity, 24 in. (610 mm).	13.6.1.2	A.7.5.1
C NC N/A U	**HR—not required; LS—LMH; PR—LMH**. SHELF ANGLES: Masonry veneer is supported by shelf angles or other elements at each floor above the ground floor.	13.6.1.2	A.7.5.2
C NC N/A U	**HR—not required; LS—LMH; PR—LMH**. WEAKENED PLANES: Masonry veneer is anchored to the backup adjacent to weakened planes, such as at the locations of flashing.	13.6.1.2	A.7.5.3
C NC N/A U	**HR—LMH; LS—LMH; PR—LMH**. UNREINFORCED MASONRY BACKUP: There is no unreinforced masonry backup.	13.6.1.1 13.6.1.2	A.7.7.2
C NC N/A U	**HR—not required; LS—MH; PR—MH**. STUD TRACKS: For veneer with cold-formed steel stud backup, stud tracks are fastened to the structure at a spacing equal to or less than 24 in. (610 mm) on center.	13.6.1.1 13.6.1.2	A.7.6.1

continues

Downloaded from ascelibrary.org by Derek Howard on 05/22/18. Copyright ASCE. For personal use only; all rights reserved.

Table 17-38 *(Continued)*. Nonstructural Checklist

Status	Evaluation Statement[a,b]	Tier 2 Reference	Commentary Reference
C NC N/A U	**HR—not required; LS—MH; PR—MH**. ANCHORAGE: For veneer with concrete block or masonry backup, the backup is positively anchored to the structure at a horizontal spacing equal to or less than 4 ft along the floors and roof.	13.6.1.1 13.6.1.2	A.7.7.1
C NC N/A U	**HR—not required; LS—not required; PR—MH**. WEEP HOLES: In veneer anchored to stud walls, the veneer has functioning weep holes and base flashing.	13.6.1.2	A.7.5.6
C NC N/A U	**HR—not required; LS—not required; PR—MH**. OPENINGS: For veneer with cold-formed-steel stud backup, steel studs frame window and door openings.	13.6.1.1 13.6.1.2	A.7.6.2
Parapets, Cornices, Ornamentation, and Appendages			
C NC N/A U	**HR—LMH; LS—LMH; PR—LMH**. URM PARAPETS OR CORNICES: Laterally unsupported unreinforced masonry parapets or cornices have height-to-thickness ratios no greater than the following: for Life Safety in Low or Moderate Seismicity, 2.5; for Life Safety in High Seismicity and for Position Retention in any seismicity, 1.5.	13.6.5	A.7.8.1
C NC N/A U	**HR—not required; LS—LMH; PR—LMH**. CANOPIES: Canopies at building exits are anchored to the structure at a spacing no greater than the following: for Life Safety in Low or Moderate Seismicity, 10 ft (3.0 m); for Life Safety in High Seismicity and for Position Retention in any seismicity, 6 ft (1.8 m).	13.6.6	A.7.8.2
C NC N/A U	**HR—H; LS—MH; PR—LMH**. CONCRETE PARAPETS: Concrete parapets with height-to-thickness ratios greater than 2.5 have vertical reinforcement.	13.6.5	A.7.8.3
C NC N/A U	**HR—MH; LS—MH; PR—LMH**. APPENDAGES: Cornices, parapets, signs, and other ornamentation or appendages that extend above the highest point of anchorage to the structure or cantilever from components are reinforced and anchored to the structural system at a spacing equal to or less than 6 ft (1.8 m). This evaluation statement item does not apply to parapets or cornices covered by other evaluation statements.	13.6.6	A.7.8.4
Masonry Chimneys			
C NC N/A U	**HR—LMH; LS—LMH; PR—LMH**. URM CHIMNEYS: Unreinforced masonry chimneys extend above the roof surface no more than the following: for Life Safety in Low or Moderate Seismicity, 3 times the least dimension of the chimney; for Life Safety in High Seismicity and for Position Retention in any seismicity, 2 times the least dimension of the chimney.	13.6.7	A.7.9.1
C NC N/A U	**HR—LMH; LS—LMH; PR—LMH**. ANCHORAGE: Masonry chimneys are anchored at each floor level, at the topmost ceiling level, and at the roof.	13.6.7	A.7.9.2
Stairs			
C NC N/A U	**HR—not required; LS—LMH; PR—LMH**. STAIR ENCLOSURES: Hollow-clay tile or unreinforced masonry walls around stair enclosures are restrained out of plane and have height-to-thickness ratios not greater than the following: for Life Safety in Low or Moderate Seismicity, 15-to-1; for Life Safety in High Seismicity and for Position Retention in any seismicity, 12-to-1.	13.6.2 13.6.8	A.7.10.1
C NC N/A U	**HR—not required; LS—LMH; PR—LMH**. STAIR DETAILS: The connection between the stairs and the structure does not rely on post-installed anchors in concrete or masonry, and the stair details are capable of accommodating the drift calculated using the Quick Check procedure of Section 4.4.3.1 for moment-frame structures or 0.5 in. for all other structures without including any lateral stiffness contribution from the stairs.	13.6.8	A.7.10.2
Contents and Furnishings			
C NC N/A U	**HR—LMH; LS—MH; PR—MH**. INDUSTRIAL STORAGE RACKS: Industrial storage racks or pallet racks more than 12 ft high meet the requirements of ANSI/RMI MH 16.1 as modified by ASCE 7, Chapter 15.	13.8.1	A.7.11.1

continues

Downloaded from ascelibrary.org by Derek Howard on 05/22/18. Copyright ASCE. For personal use only; all rights reserved.

Table 17-38 *(Continued)*. Nonstructural Checklist

Status	Evaluation Statement[a,b]	Tier 2 Reference	Commentary Reference
C NC N/A U	**HR—not required; LS—H; PR—MH**. TALL NARROW CONTENTS: Contents more than 6 ft (1.8 m) high with a height-to-depth or height-to-width ratio greater than 3-to-1 are anchored to the structure or to each other.	13.8.2	A.7.11.2
C NC N/A U	**HR—not required; LS—H; PR—H**. FALL-PRONE CONTENTS: Equipment, stored items, or other contents weighing more than 20 lb (9.1 kg) whose center of mass is more than 4 ft (1.2 m) above the adjacent floor level are braced or otherwise restrained.	13.8.2	A.7.11.3
C NC N/A U	**HR—not required; LS—not required; PR—MH**. ACCESS FLOORS: Access floors more than 9 in. (229 mm) high are braced.	13.6.10	A.7.11.4
C NC N/A U	**HR—not required; LS—not required; PR—MH**. EQUIPMENT ON ACCESS FLOORS: Equipment and other contents supported by access floor systems are anchored or braced to the structure independent of the access floor.	13.7.7 13.6.10	A.7.11.5
C NC N/A U	**HR—not required; LS—not required; PR—H**. SUSPENDED CONTENTS: Items suspended without lateral bracing are free to swing from or move with the structure from which they are suspended without damaging themselves or adjoining components.	13.8.2	A.7.11.6
Mechanical and Electrical Equipment			
C NC N/A U	**HR—not required; LS—H; PR—H**. FALL-PRONE EQUIPMENT: Equipment weighing more than 20 lb (9.1 kg) whose center of mass is more than 4 ft (1.2 m) above the adjacent floor level, and which is not in-line equipment, is braced.	13.7.1 13.7.7	A.7.12.4
C NC N/A U	**HR—not required; LS—H; PR—H**. IN-LINE EQUIPMENT: Equipment installed in line with a duct or piping system, with an operating weight more than 75 lb (34.0 kg), is supported and laterally braced independent of the duct or piping system.	13.7.1	A.7.12.5
C NC N/A U	**HR—not required; LS—H; PR—MH**. TALL NARROW EQUIPMENT: Equipment more than 6 ft (1.8 m) high with a height-to-depth or height-to-width ratio greater than 3-to-1 is anchored to the floor slab or adjacent structural walls.	13.7.1 13.7.7	A.7.12.6
C NC N/A U	**HR—not required; LS—not required; PR—MH**. MECHANICAL DOORS: Mechanically operated doors are detailed to operate at a story drift ratio of 0.01.	13.6.9	A.7.12.7
C NC N/A U	**HR—not required; LS—not required; PR—H**. SUSPENDED EQUIPMENT: Equipment suspended without lateral bracing is free to swing from or move with the structure from which it is suspended without damaging itself or adjoining components.	13.7.1 13.7.7	A.7.12.8
C NC N/A U	**HR—not required; LS—not required; PR—H**. VIBRATION ISOLATORS: Equipment mounted on vibration isolators is equipped with horizontal restraints or snubbers and with vertical restraints to resist overturning.	13.7.1	A.7.12.9
C NC N/A U	**HR—not required; LS—not required; PR—H**. HEAVY EQUIPMENT: Floor-supported or platform-supported equipment weighing more than 400 lb (181.4 kg) is anchored to the structure.	13.7.1 13.7.7	A.7.12.10
C NC N/A U	**HR—not required; LS—not required; PR—H**. ELECTRICAL EQUIPMENT: Electrical equipment is laterally braced to the structure.	13.7.7	A.7.12.11
C NC N/A U	**HR—not required; LS—not required; PR—H**. CONDUIT COUPLINGS: Conduit greater than 2.5 in. (64 mm) trade size that is attached to panels, cabinets, or other equipment and is subject to relative seismic displacement has flexible couplings or connections.	13.7.8	A.7.12.12
Piping			
C NC N/A U	**HR—not required; LS—not required; PR—H**. FLEXIBLE COUPLINGS: Fluid and gas piping has flexible couplings.	13.7.3 13.7.5	A.7.13.2

continues

Downloaded from ascelibrary.org by Derek Howard on 05/22/18. Copyright ASCE. For personal use only; all rights reserved.

Table 17-38 *(Continued)*. Nonstructural Checklist

Status	Evaluation Statement[a,b]	Tier 2 Reference	Commentary Reference
C NC N/A U	**HR—not required; LS—not required; PR—H**. FLUID AND GAS PIPING: Fluid and gas piping is anchored and braced to the structure to limit spills or leaks.	13.7.3 13.7.5	A.7.13.4
C NC N/A U	**HR—not required; LS—not required; PR—H**. C-CLAMPS: One-sided C-clamps that support piping larger than 2.5 in. (64 mm) in diameter are restrained.	13.7.3 13.7.5	A.7.13.5
C NC N/A U	**HR—not required; LS—not required; PR—H**. PIPING CROSSING SEISMIC JOINTS: Piping that crosses seismic joints or isolation planes or is connected to independent structures has couplings or other details to accommodate the relative seismic displacements.	13.7.3 13.7.5	A.7.13.6
Ducts			
C NC N/A U	**HR—not required; LS—not required; PR—H**. DUCT BRACING: Rectangular ductwork larger than 6 ft^2 (0.56 m^2) in cross-sectional area and round ducts larger than 28 in. (711 mm) in diameter are braced. The maximum spacing of transverse bracing does not exceed 30 ft (9.2 m). The maximum spacing of longitudinal bracing does not exceed 60 ft (18.3 m).	13.7.6	A.7.14.2
C NC N/A U	**HR—not required; LS—not required; PR—H**. DUCT SUPPORT: Ducts are not supported by piping or electrical conduit.	13.7.6	A.7.14.3
C NC N/A U	**HR—not required; LS—not required; PR—H**. DUCTS CROSSING SEISMIC JOINTS: Ducts that cross seismic joints or isolation planes or are connected to independent structures have couplings or other details to accommodate the relative seismic displacements.	13.7.6	A.7.14.4
Elevators			
C NC N/A U	**HR—not required; LS—H; PR—H**. RETAINER GUARDS: Sheaves and drums have cable retainer guards.	13.7.11	A.7.16.1
C NC N/A U	**HR—not required; LS—H; PR—H**. RETAINER PLATE: A retainer plate is present at the top and bottom of both car and counterweight.	13.7.11	A.7.16.2
C NC N/A U	**HR—not required; LS—not required; PR—H**. ELEVATOR EQUIPMENT: Equipment, piping, and other components that are part of the elevator system are anchored.	13.7.11	A.7.16.3
C NC N/A U	**HR—not required; LS—not required; PR—H**. SEISMIC SWITCH: Elevators capable of operating at speeds of 150 ft/min (0.30 m/min) or faster are equipped with seismic switches that meet the requirements of ASME A17.1 or have trigger levels set to 20% of the acceleration of gravity at the base of the structure and 50% of the acceleration of gravity in other locations.	13.7.11	A.7.16.4
C NC N/A U	**HR—not required; LS—not required; PR—H**. SHAFT WALLS: Elevator shaft walls are anchored and reinforced to prevent toppling into the shaft during strong shaking.	13.7.11	A.7.16.5
C NC N/A U	**HR—not required; LS—not required; PR—H**. COUNTERWEIGHT RAILS: All counterweight rails and divider beams are sized in accordance with ASME A17.1.	13.7.11	A.7.16.6
C NC N/A U	**HR—not required; LS—not required; PR—H**. BRACKETS: The brackets that tie the car rails and the counterweight rail to the structure are sized in accordance with ASME A17.1.	13.7.11	A.7.16.7
C NC N/A U	**HR—not required; LS—not required; PR—H**. SPREADER BRACKET: Spreader brackets are not used to resist seismic forces.	13.7.11	A.7.16.8
C NC N/A U	**HR—not required; LS—not required; PR—H**. GO-SLOW ELEVATORS: The building has a go-slow elevator system.	13.7.11	A.7.16.9

Note: C = Compliant, NC = Noncompliant, N/A = Not Applicable, and U = Unknown.
[a] Performance Level: HR = Hazards Reduced, LS = Life Safety, and PR = Position Retention.
[b] Level of Seismicity: L = Low, M = Moderate, and H = High.

Downloaded from ascelibrary.org by Derek Howard on 05/22/18. Copyright ASCE. For personal use only; all rights reserved.

1. Supporting members relied on for compliance have complete load paths to supporting structural members.
2. Bracing members, connecting members, and supporting structural or architectural components relied on for compliance are of materials and dimensions suitable to the application.
3. Fasteners and connectors relied on for compliance are of materials and sizes suitable to the application.

Items that are determined by the design professional to require further investigation shall be categorized as Noncompliant or Unknown. For evaluation at the Life Safety Nonstructural Performance Level, an evaluation statement need not be marked Noncompliant if the noncompliance occurs only in locations where related damage would not cause severe injury or death to one or more people.

For the Hazards Reduced Nonstructural Performance Level, the evaluation statement is permitted to be found Compliant if it can be shown that the specific hazard will not endanger many people.

Downloaded from ascelibrary.org by Derek Howard on 05/22/18. Copyright ASCE. For personal use only; all rights reserved.

Geotechnical Investigation and Seismic Hazard Study

Alsea School District 7J
Building Renovations & Additions

Alsea, Oregon

Prepared for:

Straightline Architects
Boise, Idaho

May 6, 2021

Professional Geotechnical Services

Foundation Engineering, Inc.

u

ọ

2

y

e

GEOTECHNICAL INVESTIGATION AND SEISMIC HAZARD STUDY

ALSEA SCHOOL DISTRICT BUILDING RENOVATIONS & ADDITIONS
ALSEA, OREGON

BACKGROUND

The Alsea School District 7J (School District) is planning improvements to its school located at 301 S 3rd Street in Alsea, Oregon. The site location is shown in Figure 1A (Appendix A). The improvements include several building additions and a new shop building. The building additions include space for new classrooms, a community center, a new bus shelter, a new building entry, and a new hallway. New pavements will be limited to the area south of the new hallway. New hardscape areas and sidewalks are planned north of the school. A site layout and proposed improvements are shown in Figure 2A (Appendix A).

The Alsea School District is the owner and Straightline Architects (Straightline) is the project architect. Foundation Engineering, Inc. was retained by Straightline as the geotechnical consultant. Our scope of work was outlined in a proposal dated February 17, 2021, and authorized by a signed service agreement dated February 22, 2021.

LOCAL GEOLOGY

Detailed discussions of the local and regional geology, tectonic setting, local faulting, historical seismicity, seismic hazards, and design earthquakes are included in the Site-Specific Seismic Hazard Study report (Appendix D). References cited in this section are found in Appendix D. An abbreviated discussion of the local geology is provided below.

Alsea is located within the central Coast Range, which is a north-south-trending low-lying range separating the Pacific Coast to the west from the Willamette Valley to the east. The site is within the Alsea River Valley and is located on a broad, flat terrace along the north bank of the North Fork of the Alsea River. Local geologic mapping indicates that alluvium associated with the North Fork of the Alsea River underlies the site (Baldwin, 1955; Walker and Duncan, 1989). The alluvium typically consists of silt, sand, and gravel. Middle Eocene Tyee Formation (±49 to 41 million years old) is the dominant rock type underlying the alluvium. The Tyee Formation also underlies most of the hills surrounding Alsea (Baldwin, 1955; Schlicker et al., 1973; Bela, 1979; Walker and Duncan, 1989).

The soil profile encountered in the explorations consists of minor fill over alluvium followed by residual soil (i.e., bedrock decomposed to the consistency of soil) and silty sandstone with siltstone interbeds. The subsurface conditions encountered in our explorations are consistent with the mapped local geology. Based on the local geologic mapping, the bedrock is considered to be Tyee Formation. Details are

provided in the Subsurface Conditions section below and on the exploration logs (Appendix B).

FIELD EXPLORATION

The field exploration program consisted of one boring (BH-1) and four test pits (TP-1 through TP-4) as described below. The approximate exploration locations are shown in Figure 2A. The exploration locations were selected in consultation with Straightline and were located near planned improvements. Subsequent to our fieldwork, the proposed structures near TP-2 and TP-3 were deleted and new building additions were added near the west end of the existing school.

Boring

BH-1 was drilled at the site on March 8, 2021, using a CME-75, truck-mounted drill rig utilizing mud-rotary drilling and HQ wireline coring methods. The boring was sited within the footprint of the new shop building. The purpose of the boring was to establish the deeper subsurface profile for the overall site and to help determine the seismic Site Class for the project.

The boring advanced to a maximum drilling depth of ±30 feet. Samples were obtained at 2.5-foot intervals to ±20 feet. Disturbed samples were obtained using a split-spoon sampler in conjunction with the Standard Penetration Test (SPT). The SPT indicates the relative stiffness or density of the foundation soils. A relatively undisturbed sample was obtained from ±5 to 7 feet by pushing a thin-walled Shelby tube. HQ-sized, wireline coring was completed below ±20 feet to obtain rock core samples.

The borehole was continually logged during drilling. The final log (Appendix B) was prepared based on a review of the field logs, the laboratory test results, and an examination of the soil and rock samples in our office.

Test Pits

TP-1 through TP-4 were dug at the site on March 8, 2021, using a mini excavator. The test pits extended to depths of ±5 to 6 feet. In each test pit, the soil profile was logged, and disturbed samples were obtained for possible laboratory testing. Groundwater infiltration was noted where present. A field vane shear device was used to estimate the undrained shear strength of the fine-grained soils exposed on the test pit sidewalls. Upon completion of the explorations, the test pits were backfilled with the excavated materials.

The test pit logs are provided in Appendix B. The final logs were prepared based on a review of the field logs, an examination of the soil samples in our office, and the laboratory test results.

DISCUSSION OF SITE CONDITIONS

Site Topography and Surface Conditions

The new structures are located on the school campus. A topographic site plan prepared by Cole Surveying, LLC indicates the ground surface elevation surrounding the school ranges from ±El. 292 in the south to ±El. 297 in the north. South of the school, the site slopes down to ±El. 286 along the north end of the track.

The area north of the school is a grass-covered playfield with scattered trees lining the eastern edge of the field. Elsewhere, the site is covered by Portland cement concrete and asphaltic concrete (i.e., sidewalks and parking areas). Unpaved areas consist of maintained landscaped areas with lawns and scattered trees.

Subsurface Conditions

A general discussion of the materials encountered in the explorations is presented below. The description of the upper ±6 feet of the soil profile represents an average of the conditions in all the explorations. The deeper soil profile is based on BH-1. Detailed descriptions of the subsurface conditions encountered in each exploration are summarized on the exploration logs (Appendix B). Ground surface elevations shown on the exploration logs were estimated from a topographic site plan provided by Cole Surveying, LLC.

Fill/Topsoil. Fill or topsoil was encountered at the ground surface of all the explorations extending to depths ranging from ±1 to 3 feet. This layer is variable and includes medium to high plasticity clayey silt, low to medium plasticity silt, and silty gravel. Scattered organics were typically present within ±6 inches of the ground surface. Trace sand and gravel with scattered debris (i.e., glass, pottery, and clay pipe fragments) were present in TP-4. The consistency of fine-grained soil ranged from medium stiff to stiff and the coarse-grained soil was medium dense at the time of the investigation.

A ±1.5-foot thick layer of granular fill was encountered at the surface of TP-2. The granular fill consists of dense, ±1½-inch minus crushed rock.

Fine-Grained Soil (alluvium). The topsoil or fill is underlain by fine-grained alluvium to ±4.5 to 8 feet. TP-1, TP-2, and TP-4 terminated in the fine-grained soil at depths of ±5 to 6 feet (±El. 287.5 to ±El. 289.0). The fine-grained alluvium includes medium to high plasticity clayey silt, medium plasticity silt with some clay, and low plasticity silt. The fine-grained alluvium was generally stiff and moist at the time of the investigation.

Silty Gravel (alluvium). In TP-3, the fine-grained alluvium is underlain by dense silty gravel from ±4.5 feet to ±6 feet, the limits of exploration. The fine-grained alluvium is also underlain by dense silty gravel with some sand from ±8 to 16.5 feet (±El. 289.0 to El. 280.5).

Residual Soil. In BH-1, the silty gravel is underlain by residual soil consisting of very stiff, low plasticity silt with trace to some sand from ±16.5 to 18 feet (±El. 280.5 to ±El. 279.0). The residual soil represents bedrock that has weathered in place to the consistency of soil.

Silty Sandstone (Tyee Formation). Silty sandstone of the Tyee Formation was encountered below the residual soil in BH-1 from ±18 to 30 feet (±El. 280.5 to ±El. 267.0), the limits of the exploration. The sandstone is highly weathered and extremely weak (R0) to very weak (R1) from ±18 to 20 feet, and slightly weathered to fresh and weak (R2) with siltstone interbeds from ±20 to 30 feet.

Two core runs were completed in the bedrock. The percent recovery was ±92% and the Rock Quality Designation (RQD) values ranged from ±82 to 88%. Photos of the rock core are provided in Appendix B.

Groundwater

The use of mud-rotary drilling methods precluded the measurement of groundwater levels in the boring at the time of drilling. Slow seepage was observed in TP-1 at a depth of ±1-foot and in TP-2 at a depth of ±3 feet. No seepage or groundwater was encountered in TP-3 and TP-4. The seepage observed at shallow depths in the test pits likely represents water from seasonal rainfall that perches on the low permeability fine-grained soils.

The static groundwater elevation at the site is expected to closely follow the elevation of the Alsea River located ±400 feet south of the school. Based on topographic information at school and at the riverbank to the south, we anticipate the static groundwater depth at the school will seasonally range from ±10 to 15 feet. As a result, groundwater is not expected to be a significant geotechnical concern for shallow foundation excavations completed during dry weather.

LABORATORY AND FIELD TESTING

Laboratory Testing

The laboratory testing included moisture contents, percent fines, and Atterberg limits tests to help classify the soils and estimate their overall engineering properties. The results of these tests are summarized in Table 1C (Appendix C). The moisture contents are also shown on the boring log.

Atterberg limits tests were completed on fine-grained soil samples obtained within ±5.5 feet of the ground surface. The test results indicate liquid limits (LL) ranging from 47 to 77 and plasticity indices (PI) ranging from 17 to 38. These limits correspond to Unified Soil Classification System (USCS) classifications ML and MH.

Field vane shear tests were performed on the test pit sidewalls near the anticipated foundation levels and on the Shelby tube sample from BH-1 (SH-1-2) to estimate the undrained shear strength of the fine-grained soils. Recorded shear strength values

ranged from ±0.4 to greater than 1 tons/ft^2 (tsf). The recorded strength values and test depths are shown on the test pit logs.

Infiltration Testing

Two infiltration tests were completed in conjunction with the exploratory test pits between March 8 and 9, 2021. The approximate locations are shown as P-1 and P-2 in Figure 2A and were selected in consultation with Straightline. P-1 was located next to TP-1 and P-2 was located next to TP-4. The tests were performed at a depth of ±3 feet. The soil at the test depth consisted of medium plasticity clayey silt at P-1 and medium plasticity silt with some clay at P-2.

The infiltration test was performed using the Encased Falling Head Infiltration Test procedure outlined in Appendix D of the City of Corvallis Stormwater Design Standards (2015). At the test location, we excavated to the test depth, then installed a 6-inch diameter casing ±6 inches into the soil. The pipe casing was filled with more than 12 inches of water (measured vertically) and the water level was maintained for at least 4 hours to presoak the soil. The infiltration rate was measured the following day after the soil had been allowed to saturate overnight. The infiltration rate was measured by pouring water into the casing to provide ±6 inches of head and then monitoring the drop in the water level for 2 hours. This step was repeated one additional time for each of the locations because we obtained consistent readings.

No observable infiltration rate was recorded in P-1 during testing. A relatively slow infiltration rate of ±0.19 inch/hour was recorded in P-2. The raw test data is provided in Appendix C. The very slow rate or absence of any measurable infiltration is typical for the fine-grained alluvium encountered at the site.

The deeper alluvial gravel stratum will have significantly higher permeability. But the depth to gravel was ±8 feet in BH-1 and ±4.5 feet in TP-3.

SEISMIC ANALYSIS AND EVALUATION

Seismic-Geologic Site Hazards

In accordance with OSSC Section 1803.6.1, we reviewed potential seismic and geologic site hazards including fault rupture, liquefaction, lateral spread, seismically-induced settlement, landslides, and flooding or inundation. The evaluation of local seismic hazards is provided in the Seismic Hazard Study Report (Appendix D). The findings of the study indicate there are no seismic hazards that would preclude site development or require mitigation.

Site Response Spectrum

A site response spectrum was developed for the site in accordance with Section 1613 of the OSSC 2019, which is based on IBC 2018 and ASCE 7-16. The risk-targeted maximum considered earthquake (MCE_R) ground motions were obtained

from modified USGS 2014 maps with a 2% probability of exceedance in 50 years (i.e., a ±2,475-year return period). The modifications include factors to adjust the spectral accelerations to account for directivity and risk.

The subsurface profile at the site predominantly consists of stiff fine-grained alluvium, dense coarse-grained alluvium, and relatively shallow bedrock. Therefore, we have concluded an OSSC Site Class C (very dense soil/soft rock) is appropriate for the design. The seismic design parameters and response spectrum are shown in Figure 3A (Appendix A).

Liquefaction Hazard

Liquefaction is typically observed in saturated deposits of loose sand and non-plastic or low plasticity silt subjected to intense ground shaking. The deeper subsurface profile encountered in BH-1 consists of stiff, medium to high plasticity clayey silt to ±8 feet, dense silty gravel with some sand to ±16.5 feet, a thin layer of residual soil, and bedrock (at ±18 feet). The soils overlying the bedrock are not considered liquefiable due to the plasticity and stiffness of the fine-grained soil and the density of the coarse-grained soil. Therefore, there is no liquefaction hazard at the site.

DISCUSSION OF GEOTECHNICAL CONSIDERATIONS

The explorations encountered potentially expansive soil and moisture-sensitive soil near the ground surface. The following provides a discussion of the site soils as it relates to foundation design and construction. Additional details are provided in the Recommendations section of this report.

Seasonal Issues/Construction Timing

We understand the site grading for the new shop building will begin in Summer 2021 while construction for the other structures will start in Fall 2021 or later. Appropriate earthwork methods will depend on the construction schedule. That is, site grading requirements will vary if the building pad and floor slab are completed during dry weather (typically mid-June to mid-October) or if the building pad is exposed to wet weather (typically after mid-October). Therefore, both wet and dry weather construction recommendations are provided herein.

The fine-grained soil underlying the site will be moisture-sensitive and will soften considerably when subjected to construction traffic during wet weather. Thickened building pads and base rock sections are required to support construction traffic during wet weather to mitigate the risk of severe rutting and subgrade pumping. A minimum of 24 inches of granular fill underlain by a separation geotextile is recommended during wet weather to protect the subgrade from disturbance due to construction traffic in the building and under construction staging areas.

Anticipated Foundation Conditions

The explorations encountered a general subsurface profile that includes a thin layer of variable fill/topsoil underlain by relatively stiff/dense soils followed by bedrock. Based on these conditions, we have concluded conventional spread and continuous footings will be suitable to support the new buildings with the following site preparation.

Existing Site Fill/Topsoil. The explorations encountered a layer of variable fill/topsoil to a depth of ±1 to 3 feet. This material is loosely structured and is not adequate to support the proposed buildings and additions. Therefore, this material should be removed from the foundation areas during site grading.

Expansive Soil. Medium to high plasticity clayey clay was encountered beneath the variable fill/topsoil in TP-1 and BH-1, located in the playfield north of the school. This material extends to a depth of ±6 to 8 feet. Atterberg limits testing indicates the plasticity index (PI) of the soils ranges from 27 to 38, which is near the transition between medium and high plasticity soils. Based on the Atterberg limits test results, we anticipate this soil will have moderate potential to shrink and swell with seasonal changes in moisture content. Shrinkage and swelling can cause differential displacement or cracking in foundations and other deformation-sensitive structures if not properly mitigated.

Full mitigation of the presence of the expansive soil would require completely removing all the clayey silt beneath the foundations and replacing it with non-expansive material (e.g., Select Fill as defined in the Recommendations section). Considering the depth of the clayey silt, we assume full mitigation would be cost-prohibitive. Partial mitigation typically includes providing a minimum cover of 24 inches of non-expansive material between the expansive soil and the structural foundations and slab to provide a more rigid base and limit the expansive soil to a depth where seasonal fluctuations in moisture content are less severe. This approach should reduce (but not eliminate) seasonal shrinkage and swelling of the expansive soil. The construction recommendations provided in this report assume this partial mitigation approach will be used.

ENGINEERING ANALYSIS

Bearing Capacity

We estimated the bearing capacity of square column footings and continuous wall footings placed a minimum of 18 inches below the ground surface on a minimum of 6 inches of Select Fill. Based on the field explorations, we anticipate the foundation soils under the new footings will consist of predominantly stiff fine-grained alluvium.

Field vane measurements on the foundation soils indicate undrained shear strengths ranging from ±0.4 to greater than 1 tsf. We assumed a value of 0.6 tsf for design to account for the variability in the soil conditions. Our calculations suggest an allowable bearing pressure of 2,500 lb/ft^2 (psf) for the foundation soil, assuming a

typical factor of safety of 3. A one-third increase in the allowable bearing pressure may be used for the evaluation of short-term seismic and wind loads.

Settlement

For the design bearing pressure, we estimate total foundation settlement will be ½ inch or less provided the site is prepared as recommended herein. Differential settlement between adjacent footings may be assumed to be approximately half the total settlement (i.e., ¼ inch).

Sliding Coefficient and Passive Resistance for Footings

For sliding analysis, we recommend assuming a coefficient of friction of 0.5 between the base of the footings and the Select Fill.

Passive resistance of the soil in front of the footings was calculated as an equivalent fluid density equal to $\gamma_m * K_p$, where γ_m is the moist unit weight of the soil and K_p is the passive earth pressure coefficient. We anticipate the footings will be backfilled with compacted Select Fill surrounded by native, fine-grained soil or existing granular fill. For these conditions, we calculated the passive pressure on the footings assuming a ϕ of 30 degrees and a γ_m of 120 pcf. The calculations indicate the ultimate passive resistance may be modeled using an equivalent fluid density of ±360 pcf.

The passive resistance may be combined with the sliding resistance at the base of the footings to evaluate the overall lateral resistance. However, the sliding and ultimate passive resistances will develop with different displacements. The sliding resistance will develop very small transitional movement. Development of the full passive resistance on the footings may require ±1 inch of lateral movement. Assuming a modest displacement of up to ½ inch, the footings may be evaluated using the full sliding resistance combined with one-half of the passive resistance. Therefore, a coefficient of friction of 0.5 and an allowable passive resistance of ±180 pcf are recommended for design.

Slab-on-Grade Design

The reinforced concrete slab-on-grade will be supported on a minimum of 12 inches of compacted Select Fill underlain by stiff subgrade. Based on these conditions, we recommend using a modulus of subgrade reaction of 200 lbs/in^3 (pci) for design.

Daylight Basement Wall

A daylight basement is planned for the new classroom addition located north of the track. An at-rest (k_o) lateral earth pressure coefficient of 0.44 was used to estimate an equivalent fluid density for design of the restrained basement wall. Our calculations are based on the walls being backfilled with compacted Select Fill having a total unit weight (γ) of 125 pcf and a friction angle (ϕ) of 34 degrees. Drained conditions were used assuming a wall drain will be provided. Based on these

conditions, an equivalent fluid density of 55 pcf is recommended for basement wall design. This value is also applicable for seismic design (if required) because the resulting seismic earth pressure would be less than 55 pcf for a restrained wall.

Pavements

New pavements are limited to the area enclosed by the two building wings at the west end of the school. Based on its location, we anticipate vehicle traffic will be limited to an occasional passenger vehicle. No explorations were completed in the vicinity of the pavements. However, based on the conditions encountered in the explorations at the site, we anticipate the pavement subgrade will consist of stiff fine-grained alluvium. Given the anticipated subgrade conditions and limited traffic, we recommend providing a pavement section of 2½ inches of asphaltic concrete (AC) over 12 inches of base rock. If the pavement will be subjected to heavy vehicular traffic, we recommend increasing the AC thickness to 4 inches. We recommend providing a Separation Geotextile beneath the base rock to minimize subgrade intrusion into the base rock.

The minimum pavement section assumes the base rock will be placed on stiff fine-grained alluvium. If the earthwork is completed during wet weather or when the subgrade is wet, the base rock thickness should be increased to ±18 to 24 inches (to be confirmed during construction).

RECOMMENDATIONS

General Earthwork and Material Recommendations

1. Select Fill, as defined in this report, should consist of ¾ or 1-inch minus, clean (i.e., less than 5% passing the #200 U.S. Sieve), well-graded crushed gravel or rock. A material gradation sheet should be provided to us for approval prior to delivery to the site.

2. Drain Rock as defined in this report should consist of clean, ¾ to 1½ inch, open-graded crushed gravel or rock. Other gradation sizes may be appropriate. A material gradation sheet should be provided to us for approval prior to delivery to the site.

3. The Subsurface Drainage Geotextile should be a non-woven geotextile with Mean Average Roll Value (MARV) strength properties meeting the requirements of an AASHTO M 288-17 Class 2 geotextile (Subsurface Drainage Geotextile) with a maximum AOS of 0.3 mm (max average roll value) and a permittivity greater than 0.5 sec^{-1}. We should be provided a specification sheet on the selected geotextile for approval prior to delivery to the site.

4. The Separation Geotextile should be a woven geotextile with Mean Average Roll Value (MARV) strength properties meeting the requirements of an AASHTO M 288-17 Class 2 geotextile. The geotextile should have MARV hydraulic properties meeting the requirements of AASHTO M 288-17 with a minimum permittivity of 0.1 $sec.^{-1}$ and an Apparent Opening Size (AOS) less than 0.6 mm (max average roll value). We should be provided a specification sheet on the selected geotextile for approval prior to delivery to the site.

   The Separation Geotextile should be laid smooth, without wrinkles or folds, in the direction of construction traffic. Overlap adjacent rolls a minimum of 2 feet. Pin fabric overlaps or places the Select Fill in a manner that will not separate the overlap during construction. Seams that have separated will require removal of the Select Fill to establish the required overlap.

5. Compact the Select Fill and Granular Site Fill in loose lifts not exceeding 12 inches. Thinner (±6 to 8-inch) lifts will be required where light or hand-operated equipment is used. Compact the fill and subgrade (during dry weather, if required) to a minimum of 95% relative compaction. The maximum dry density of ASTM D 698 should be used as the standard for estimating relative compaction. Subgrade compaction should not be attempted during wet weather.

   Field density tests should be run frequently to confirm adequate compaction of the imported granular fill. Granular fill that contains aggregate too coarse for density testing should be proof-rolled using a loaded ±10-yd^3 dump truck or other approved vehicle or method. The efficient compaction of the section should be evaluated by a representative of Foundation Engineering. Areas of pumping or deflection observed beneath the truck wheels should be reworked or over excavated and replaced with additional compacted Select Fill and proof-rolled again.

6. Shoring should be provided in trenches according to OR-OSHA Standards to protect workers from sloughing or caving soils. The stiff, fine-grained soil that underlies the site corresponds to an OSHA Type B soil. This soil may degrade to an OSHA Type C soil when exposed to sustained wet weather or in the presence of groundwater. The deeper, coarse-grained soil corresponds to an OSHA Type C soil. Worker's safety in trenches or excavations is the sole responsibility of the contractor.

7. Overexcavate all test pits that extend under buildings. Replace the test pit backfill with compacted Select Fill. The approximate test pit locations are shown in Figure 2A.

Foundation Design and Construction

We recommend designing the foundations as follows:

8. Design the structures using the seismic parameters shown in Figure 3A (Appendix A).

9. Design all footings using an allowable bearing pressure of 2,500 psf. This value assumes all footings will be supported on a minimum of 6 inches of Select Fill underlain by stiff, low to medium plasticity fine-grained soil having a minimum undrained shear strength of 0.6 tsf. The minimum soil strength should be confirmed by Foundation Engineering during construction.

10. Assume a total settlement of ± ½ inch or less if the footings are designed and built as recommended herein. Differential settlement between adjacent footings may be assumed to be approximately half of the estimated total settlement.

11. Use of coefficient of friction of 0.5 at the base of the footing for analysis of sliding resistance, assuming all footings bear on a minimum of 6 inches of compacted Select Fill. This coefficient may be used with an allowable passive resistance of 180 pcf, assuming the foundations are backfilled with compacted Select Fill.

12. Place the base of all footings at least 18 inches below the finished grade. Provide at least 6 inches of compacted Select Fill under all footings. Where high plasticity clayey silt is encountered, increase the Select Fill thickness to 24 inches. This requirement should be confirmed by Foundation Engineering during construction. The fill should extend at least 6 inches beyond the edges of all footings.

13. Use a modulus of subgrade reaction, k_s, of 200 pci for floor slab design. This value assumes the slabs will be supported on at least 12 inches of compacted Select Fill over stiff fine-grained alluvium. Reinforce all floor slabs to reduce the risk of cracking and warping.

14. Provide a suitable vapor barrier under the floor slab that is compatible with the proposed floor covering (if any) and the method of slab curing.

15. Design the daylight basement wall using an equivalent fluid density of 55 pcf. This value assumes the walls will be backfilled with Select Fill compacted using only hand-operated equipment. In addition, we have assumed there will be an appropriate drainage system behind the basement wall to prevent the buildup of hydrostatic pressure.

16. Provide a minimum of 4 inches of compacted Select Fill under all other isolated concrete slabs and sidewalks. All isolated slabs and sidewalks should be reinforced with rebar to help control cracking and crowning.

Site Preparation for Buildings

Construction of the various buildings may occur during dry or wet weather. Therefore, site preparation recommendations are provided below for both dry and wet weather.

17. Strip the foundation areas ±4 inches or as required to remove existing sod, roots, AC, concrete slabs, and any construction debris. Haul all strippings and debris from the site.

18. If construction is conducted during dry weather, excavate the floor slab areas to a depth required to accommodate a 12-inch thick building pad consisting of Select Fill. Complete the excavation using an excavator equipped with a smooth-edged bucket to minimize subgrade disturbance.

19. Increase the building pad thickness to 24 inches where expansive soil is encountered or if construction occurs during wet weather.

20. Moisture-condition and compact the subgrade as recommended above (assuming dry weather construction). Subgrade compaction is not required where a Foundation Engineering representative confirms the presence of stiff fine-grained alluvium or during wet weather.

21. During dry weather, the subgrade should not be allowed to dry out excessively prior to backfilling. During wet weather, the subgrade should be excavated and immediately backfilled to limit the subgrade's exposure to moisture and reduce the risk of subgrade pumping.

22. Cover the prepared subgrade with a Separation Geotextile as recommended above (during wet weather). A Separation Geotextile should be placed if the building pad is to be subjected to sustained wet weather and/or construction traffic.

23. Place and compact a minimum of 12 inches of Select Fill (during dry weather) to construct the building pads.

    During wet weather, the Select Fill should be end-dumped outside the building pad excavation and pushed over the geotextile. Place the Select Fill in a ±18-inch thick initial lift and spread the material using a low ground-pressure dozer to reduce the risk of subgrade pumping. Do not permit construction equipment on the subgrade unless they are supported on a minimum of 18 inches of compacted Select Fill. Do not expose more subgrade than can be covered with a Separation Geotextile and Select Fill the same day.

24. Cut temporary slopes for the daylight basement excavation no steeper than 1½:1 (H:V) in the alluvial gravel. For the soils above the gravel surface, cut temporary slopes no steeper than 1:1 (H:V). Immediately cover cut slopes with plastic sheeting to maintain the moisture content and protect the slopes from erosion.

25. Excavate for the footings using an excavator equipped with a smooth bucket to minimize subgrade disturbance. The excavation depth should accommodate a minimum of 6 inches of compacted Select Fill beneath the footings. Where expansive soil is present, the excavation depth should accommodate a minimum of 24 inches of compacted Select Fill. The required excavation depths will need to be confirmed at the time of construction. All footing excavations should be evaluated by a Foundation Engineering representative prior to backfilling.

26. Place and compact the Select Fill in the footing excavations as recommended in Item 5.

27. Before the placement of rebar for the floor slab, proof-roll the completed building pads using a loaded truck (or other heavy equipment approved by Foundation Engineering) to identify any soft or pumping areas that may have developed over the construction period. Overexcavate any pumping base rock or subgrade and replace it with compacted Select Fill.

28. Grade the finished ground surface surrounding the buildings and additions to promote runoff away from the building areas and the foundations.

Foundation Drainage

29. Install a foundation drain along the perimeter of the new buildings and additions. The drain should consist of 3 or 4-inch diameter, perforated or slotted PVC pipe and the flow line of the pipe should be set at the base of the perimeter foundation. The pipe should be bedded in at least 4 inches of Drain Rock and backfilled to within 6 inches of the ground surface with Drain Rock. The entire mass of Drain Rock should be wrapped in Subsurface Drainage Geotextile that laps at least 12 inches at the top.

30. Provide clean-outs at appropriate locations for future maintenance of the drainage systems.

31. Discharge the foundation drain by gravity flow into the school's drainage system (if available) or into the nearest storm drain.

Subgrade Preparation and Pavement Construction

The subgrade should be prepared during dry weather and the pavement constructed as follows:

32. Strip the pavement area as required to remove existing AC, concrete slabs, and any construction debris. Haul all debris from the site.

33. Excavate as required to accommodate the minimum pavement section. The excavation depth should accommodate a base rock section consisting of 12 inches of Select Fill. Overexcavate any soft subgrade and replace it with compacted Select Fill or Granular Site Fill. The excavation should be completed using an excavator equipped with a smooth-edged bucket to minimize disturbance to the fine-grained subgrade.

    Increase the base rock section to 24 inches if new pavements are constructed during wet weather or if used for staging.

34. Moisture-condition and compact the subgrade as recommended above (assuming dry weather construction). Subgrade compaction is not required where stiff subgrade conditions are confirmed by Foundation Engineering or during wet weather.

35. Place a Separation Geotextile over the completed subgrade as specified.

36. Place and compact 12 inches of Select Fill over the Separation Geotextile to construct the base rock section.

37. Maintain the moisture in the subgrade to prevent excessive drying and cracking. If necessary, excavate and cover the subgrade in sections to avoid soil desiccation.

38. Proof-roll the prepared base rock section prior to paving. Overexcavate and replace any areas of pumping base rock and/or subgrade with additional Select Fill.

39. Provide 2½ inches of AC for all paved areas not subjected to heavy vehicular traffic. Increase the AC thickness to 4 inches for all areas subjected to heavy vehicular traffic. Compact the AC to a minimum of 91% relative compaction per the theoretical maximum density calculated from the Rice specific gravity.

DESIGN REVIEW/CONSTRUCTION OBSERVATION/TESTING

Foundation Engineering should be provided the opportunity to review all drawings and specifications that pertain to site grading, foundation construction, and pavements. Preparation of the building pads and footing excavations will require field confirmation of the depth of any required overexcavation and the soil conditions

in the bottom of the footing excavation. Similarly, pavement construction will require confirmation of the subgrade conditions. Mitigation of any unsuitable fill or high plasticity soils, soft soils, groundwater infiltration, or subgrade pumping will also require engineering review and judgment. That judgment should be provided by one of our representatives. Frequent field density tests should be run on all engineered fill, subgrade, and base rock. We recommend that we be retained to provide the necessary construction observation.

VARIATION OF SUBSURFACE CONDITIONS, USE OF THIS REPORT, AND WARRANTY

The analyses, conclusions, and recommendations contained herein assume the subsurface profiles encountered in the explorations are representative of the overall site conditions. The above recommendations assume we will have the opportunity to review final drawings and be present during construction to confirm the assumed foundation conditions. No changes in the enclosed recommendations should be made without our approval. We will assume no responsibility or liability for any engineering judgment, inspection, or testing performed by others.

This report was prepared for the exclusive use of Straightline Architects, the Alsea School District 7J, and other design consultants for the Alsea School District Building Renovations and Additions project in Alsea, Oregon. Information contained herein should not be used for other sites or unanticipated construction without our written consent. This report is intended for planning and design purposes. Contractors using this information to estimate construction quantities or costs do so at their own risk. Our services do not include any survey or assessment of potential surface contamination or contamination of the soil or groundwater by hazardous or toxic materials. We assume those services if needed, have been completed by others.

Climate conditions in western Oregon typically consist of wet weather for almost half of the year (typically between mid-October and late May). The recommendations for site preparation and foundation drainage are not intended to represent any warranty (expressed or implied) against the growth of mold, mildew, or other organisms that grow in a humid or moist environment.

Our work was done in accordance with generally accepted soil and foundation engineering practices. No other warranty, expressed or implied, is made.

We hope this memorandum meets your current needs. Please do not hesitate to call with any questions.

REFERENCES

AASHTO, 1993, AASHTO Guide for Design of Pavement Structures: American Association of State Highway and Transportation Officials (AASHTO).

AASHTO, 2017; *Geotextile Specification for Highway Applications*: American Association of State Highway and Transportation Officials (AASHTO), AASHTO Designation: M 288-17.

ASTM, 2009, *Standard Test Method for Description and Identification of Soils (Visual-Manual Procedure)*: American Society of Testing and Materials (ASTM) International, ASTM Standard D2488, DOI: 10.1520/D2488-09A, 11 p.

ASTM, 2011, *Standard Test Method for Classification of Soils for Engineering Purposes (Unified Soil Classification System, USCS)*: American Society of Testing and Materials (ASTM) International, ASTM Standard D2487, DOI: 10.1520/D2487-11, 11 p.

IBC, 2018, *International Building Code*: International Code Council, Inc., Sections 1613 and 1803.3.

Corvallis, 2015, *Corvallis Stormwater Design Standards*, City of Corvallis, Oregon, 2015.

ODOT, 2019, *ODOT Pavement Design Guide:* Oregon Department of Transportation, Pavement Services Unit.

OR-OSHA, 2011, *Oregon Administrative Rules, Chapter 437, Division 3 - Construction, Subdivision P – Excavations*: Oregon Occupational Safety and Health Division (OR-OSHA).

OSSC, 2019, *Oregon Structural Specialty Code (OSSC)*: Based on IBC 2018, Sections 1613 and 1803.3.

Appendix A

Figures

Foundation Engineering, Inc.
Professional Geotechnical Services

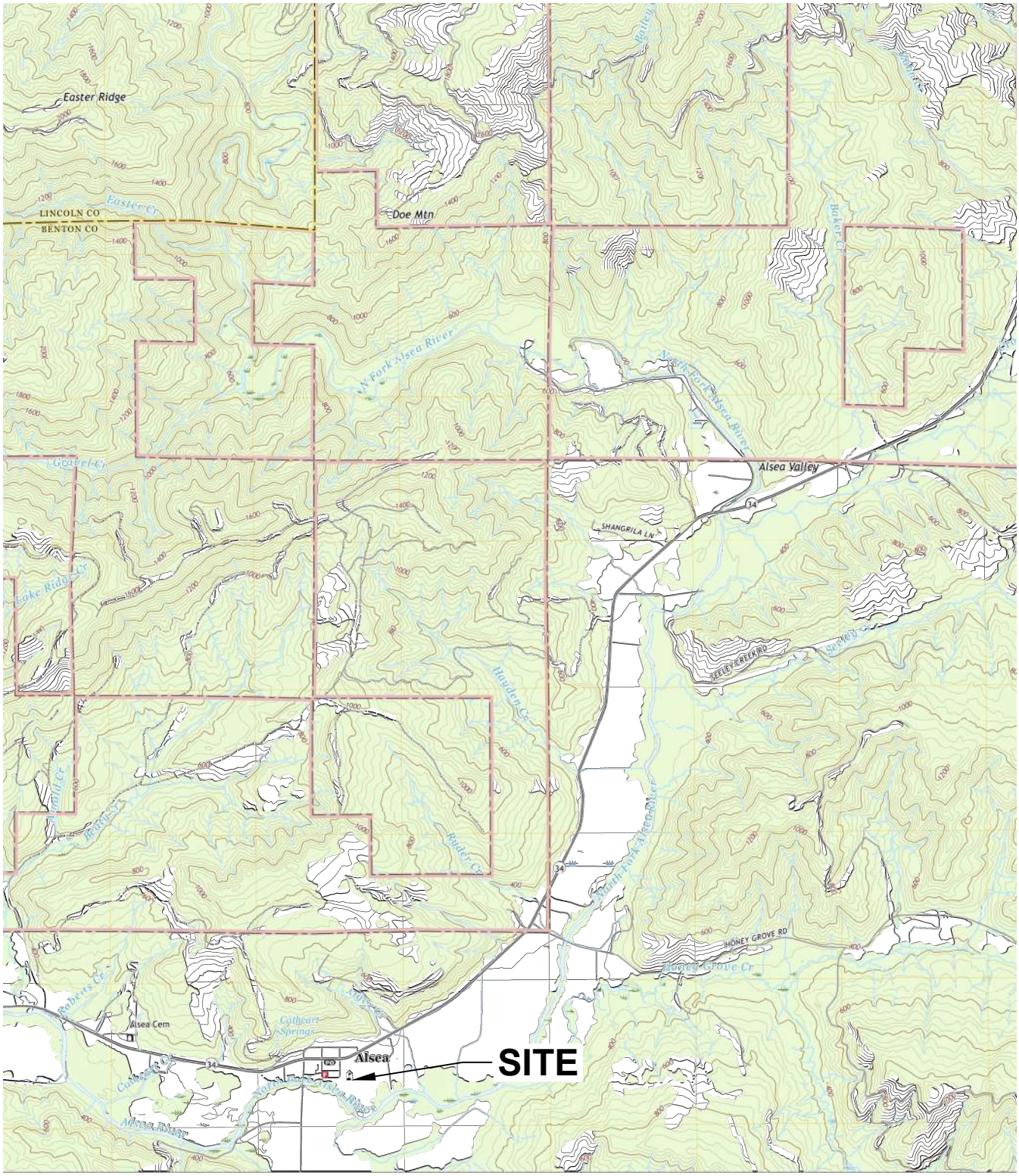

Note: Base map obtained from USGS.

SCALE IN FEET

0 1,000 2,000 4,000

Foundation Engineering, Inc.
Professional Geotechnical Services

PROJECT NO.	DATE:	DRAWN BY:
2211018	Apr. 13, 2021	MDM

VICINITY MAP

ALSEA SCHOOL DISTRICT BUILDING RENOVATIONS & ADDITIONS
ALSEA, OREGON

FIGURE NO.

1A

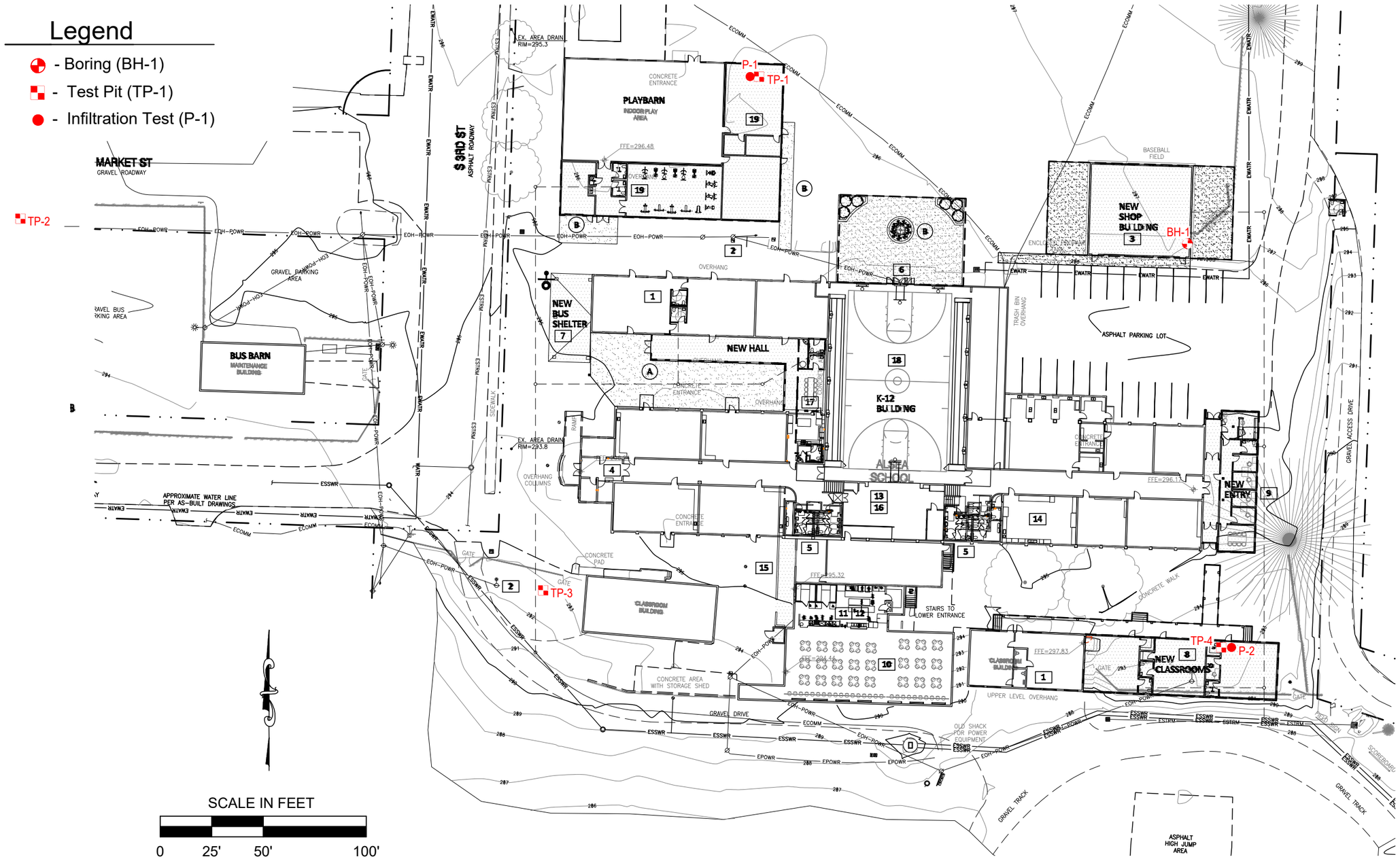

NOTES:
1. EXPLORATION LOCATIONS ARE APPROXIMATE ONLY.
2. SEE REPORT FOR A DISCUSSION OF SUBSURFACE CONDITIONS.
3. BASE DRAWING PROVIDED BY STRAIGHTLINE ARCHITECTURE.

Foundation Engineering, Inc.
Professional Geotechnical Services

PROJECT NO.	DATE:	DRAWN BY:
2211018	Apr. 13, 2021	MDM

EXPLORATION LOCATIONS

ALSEA SCHOOL DISTRICT BUILDING RENOVATIONS & ADDITIONS
ALSEA, OREGON

FIGURE NO.
2A

FILE:FIG 2A (4-13-21).dwg

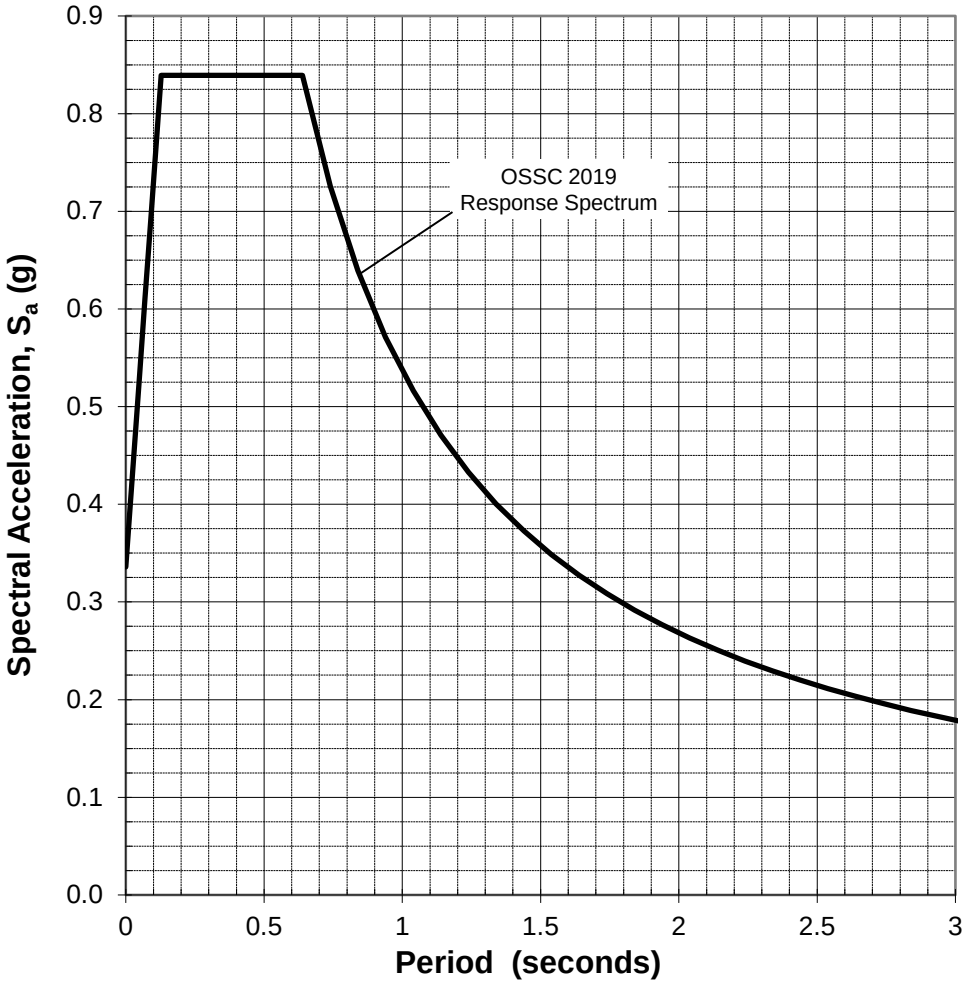

Notes:

1. The Design Response Spectrum is based on OSSC 2019 Section 1613.
2. The following parameters are based on the modified USGS 2014 maps provided in OSSC 2019:

   Site Class= C Damping = 5%

S_S = 1.05	F_a = 1.20	S_{MS} = 1.26	S_{DS} = 0.84
S_1 = 0.56	F_v = 1.44	S_{M1} = 0.80	S_{D1} = 0.54

3. S_S and S_1 values indicated in Note 2 are the mapped, risk-targeted maximum considered earthquake spectral acclerations for 2% probability of exceedence in 50 years.
4. F_a and F_v were established based on OSSC 2019 Tables 1613.2.3(1) and 1613.2.3(2) using the selected S_S and S_1 values. S_{DS} and S_{D1} values include a 2/3 reduction on S_{MS} and S_{M1} as discussed in OSSC 2019 Section 1613.2.4.
5. Site location is: Latitude 44.3808, Longitude -123.5946.

FIGURE 3A
ASCE 7-16/OSSC 2019 SITE RESPONSE SPECTRUM
Alsea School Distrct Building Renovations & Additions
Alsea, Oregon
Project No.: 2211018

Appendix B

Explorations and Core Box Photos

Foundation Engineering, Inc.
Professional Geotechnical Services

DISTINCTION BETWEEN FIELD LOGS AND FINAL LOGS

A field log is prepared for each boring or test pit by our field representative. The log contains information concerning sampling depths and the presence of various materials such as gravel, cobbles, and fill, and observations of ground water. It also contains our interpretation of the soil conditions between samples. The final logs presented in this report represent our interpretation of the contents of the field logs and the results of the sample examinations and laboratory test results. Our recommendations are based on the contents of the final logs and the information contained therein and not on the field logs.

VARIATION IN SOILS BETWEEN TEST PITS AND BORINGS

The final log and related information depict subsurface conditions only at the specific location and on the date indicated. Those using the information contained herein should be aware that soil conditions at other locations or on other dates may differ. Actual foundation or subgrade conditions should be confirmed by us during construction.

TRANSITION BETWEEN SOIL OR ROCK TYPES

The lines designating the interface between soil, fill or rock on the final logs and on subsurface profiles presented in the report are determined by interpolation and are therefore approximate. The transition between the materials may be abrupt or gradual. Only at boring or test pit locations should profiles be considered as reasonably accurate and then only to the degree implied by the notes thereon.

SAMPLE OR TEST SYMBOLS

SH - 3 - 4

- Sample Number
- Exploration Number
- Sample Type

- Top of Sample Attempt
- Recovered Portion
- Unrecovered Portion
- Bottom of Sample Attempt

C - Pavement Core Sample
CS - Rock Core Sample
OS - Oversize Sample (3-inch O.D. split-spoon)
S - Grab Sample
SH - Thin-walled Shelby Tube Sample
SS - Standard Penetration Test Sample (2-inch O.D. split-spoon)

▲ Standard Penetration Test Resistance equals the number of blows a 140 lb. weight falling 30 in. is required to drive a standard split-spoon sampler 1 ft. Practical refusal is equal to 50 or more blows per 6 in. of sampler penetration.

● Water Content (%)

FIELD SHEAR STRENGTH TEST

Shear strength measurements on test pit side walls, blocks of soil or Shelby tube samples are typically made with Torvane or Field Vane shear devices.

WATER TABLE

▼ Water Table Location

(1/31/16) Date of Measurement

TYPICAL SOIL/ROCK SYMBOLS

Concrete	Silt	Basalt
Organics	Sand	Sandstone
Clay	Gravel	Siltstone

UNIFIED SOIL CLASSIFICATION SYMBOLS

G - Gravel	W - Well Graded
S - Sand	P - Poorly Graded
M - Silt	L - Low Plasticity
C - Clay	H - High Plasticity
Pt - Peat	O - Organic

Foundation Engineering, Inc.
Professional Geotechnical Services

SYMBOL KEY

EXPLORATION LOGS

Explanation of Common Terms Used in Soil Descriptions

Field Identification	Cohesive Soils			Granular Soils	
	SPT*	S_u** (tsf)	Term	SPT*	Term
Easily penetrated several inches by fist.	0 - 2	< 0.125	Very Soft	0 - 4	Very Loose
Easily penetrated several inches by thumb.	2 - 4	0.125 - 0.25	Soft	4 - 10	Loose
Can be penetrated several inches by thumb with moderate effort.	4 - 8	0.25 - 0.50	Medium Stiff	10 - 30	Medium Dense
Readily indented by thumb but penetrated only with great effort.	8 - 15	0.50 - 1.0	Stiff	30 - 50	Dense
Readily indented by thumbnail.	15 - 30	1.0 - 2.0	Very Stiff	> 50	Very Dense
Indented with difficulty by thumbnail.	> 30	> 2.0	Hard		

* SPT N-value in blows per foot (bpf)
** Undrained shear strength

Term	Soil Moisture Field Description
Dry	Absence of moisture. Dusty. Dry to the touch.
Damp	Soil has moisture. Cohesive soils are below plastic limit and usually moldable.
Moist	Grains appear darkened, but no visible water. Silt/clay will clump. Sand will bulk. Soils are often at or near plastic limit.
Wet	Visible water on larger grain surfaces. Sand and cohesionless silt exhibit dilatancy. Cohesive soil can be readily remolded. Soil leaves wetness on the hand when squeezed. Soil is wetter than the optimum moisture content and above the plastic limit.

Term	PI	Plasticity Field Test
Non-plastic	0 - 3	Cannot be rolled into a thread at any moisture.
Low Plasticity	3 - 15	Can be rolled into a thread with some difficulty.
Medium Plasticity	15 - 30	Easily rolled into thread.
High Plasticity	> 30	Easily rolled and re-rolled into thread.

Term	Soil Structure Criteria
Stratified	Alternating layers at least ¼ inch thick.
Laminated	Alternating layers less than ¼ inch thick.
Fissured	Contains shears and partings along planes of weakness.
Slickensided	Partings appear glossy or striated.
Blocky	Breaks into small lumps that resist further breakdown.
Lensed	Contains pockets of different soils.

Term	Soil Cementation Criteria
Weak	Breaks under light finger pressure.
Moderate	Breaks under hard finger pressure.
Strong	Will not break with finger pressure.

Explanation of Common Terms Used in Rock Descriptions

Field Identification		UCS (psi)	Strength	Hardness (ODOT)
Indented by thumbnail.	R0	< 100	Extremely Weak	Extremely Soft
Crumbles under firm blows with geological hammer. Can be peeled by a pocket knife.	R1	100 - 1,000	Very Weak	Very Soft
Can be peeled by a pocket knife with difficulty, shallow indentations made by firm blow with geological hammer.	R2	1,000 - 4,000	Weak	Soft
Cannot be scraped or peeled with a pocket knife, specimen can be fractured with a single blow of geological hammer.	R3	4,000 - 8,000	Medium Strong	Medium Hard
Specimen requires more than one blow of geological hammer to fracture it.	R4	8,000 - 16,000	Strong	Hard
Specimen requires many blows of geological hammer to fracture it.	R5	> 16,000	Very Strong	Very Hard

Term (ODOT)	Weathering Field Identification
Fresh	Crystals are bright. Discontinuities may show some minor surface staining. No discoloration in rock fabric.
Slightly Weathered	Rock mass is generally fresh. Discontinuities are stained and may contain clay. Some discoloration in rock fabric.
Moderatedly Weathered	Significant portions of rock show discoloration and weathering effects. Crystals are dull and show visible chemical alteration. Discontinuities are stained and may contain secondary mineral deposits.
Highly Weathered (Predominately Decomposed)	Rock can be excavated with geologist's pick. All discontinuities exhibit secondary mineralization. Complete discoloration of rock fabric. Surface of core is friable and usually pitted due to washing out of highly altered minerals by drilling water.
Decomposed	Rock mass is completely decomposed. Original rock "fabric" may be evident (relict texture). May be reduced to soil with hand pressure.

Spacing (metric)	Spacing (imperial)	Spacing Term	Bedding/Foliation
< 6 cm	< 2 in.	Very Close	Very Thin (Laminated)
6 cm - 30 cm	2 in. - 1 ft.	Close	Thin
30 cm - 90 cm	1 ft. - 3 ft.	Moderately Close	Medium
90 cm - 3.0 m	3 ft - 10 ft.	Wide	Thick
> 3.0 m	> 10 ft.	Very Wide	Very Thick (Massive)

Vesicle Term	Volume
Some vesicles	5 - 25%
Highly vesicular	25 - 50%
Scoriaceous	> 50%

Stratification Term	Description
Lamination	< 1 cm (0.4 in.) thick beds
Fissile	Preferred break along laminations
Parting	Preferred break parallel to bedding
Foliation	Metamorpic layering and segregation of minerals

RQD %	Designation	RQD %	Designation
0 - 25	Very Poor	75 - 90	Good
25 - 50	Poor	90 - 100	Excellent
50 - 75	Fair		

Rock Quality Designation (RQD) is the cumulative length of intact rock core pieces 4 inches or longer excluding breaks caused by drilling and handling divided by run length, expressed as a percentage.

Depth Feet	Soil and Rock Description and Comments	Log	Elev. Depth 297	Samples	SPT, N-Value ▲ / Moisture, % ● / Recovery ⊡ / RQD., % ⊞ (0 – 50 – 100)	Backfill/ Installations/ Water Table
	Medium stiff clayey SILT, scattered organics (MH); brown, moist to wet, medium to high plasticity, organics consist of grass roots, (topsoil).		0.0 / 296.0			Capped with sod
1			1.0			
2	Stiff clayey SILT, scattered organics (MH); brown, damp to moist, medium to high plasticity, organics consist of rootlets, (alluvium).					
3				SS-1-1	▲ 9 ●	
4						
5	Iron-stained below ±5 feet.			SH-1-2	●	Backfilled with bentonite chips
6						
7	Field vane on SH-1-2: S_u = ±1.0 tsf at ±6.6 feet. Sandy (fine to medium sand) below ±7 feet.			SS-1-3	▲ 11 ●	
8	Dense silty GRAVEL, some sand (GM); brown to grey-brown and iron-stained, damp to moist, low plasticity silt, fine to coarse sand, fine to coarse subrounded gravel, (alluvium).		289.0 / 8.0			
9						
10				SS-1-4	▲ 47	
11						
12						
13				SS-1-5	▲ 34	
14						
15	Dark grey and no iron staining below ±15 feet.			SS-1-6	▲ 36	
16			280.5 / 16.5			
17	Very stiff SILT, trace to some sand (ML); brown and iron-stained, damp, low plasticity, fine sand, relict sandstone texture, (residual soil).					
18			279.0 / 18.0	SS-1-7	▲ 50/5"	
19	Extremely weak to very weak (R0 to R1) silty SANDSTONE; brown and iron-stained, highly weathered, fine sand, micaceous, (Tyee Formation).					
20	Weak (R2) silty SANDSTONE with siltstone interbeds; grey, slightly weathered to fresh, medium to thin bedding is planar, smooth to rough, and closed, fine sand, scattered carboniferous material, micaceous, (Tyee Formation).		277.0 / 20.0	SS-1-8 / CS-1-1	▲ 50/1st 2½"	
21						
22						
23						
24						
25				CS-1-2		
26						
27						
28						
29						
30	BOTTOM OF BORING		267.0 / 30.0			

Project No.: 2211018

Surface Elevation: 297.0 feet (Approx.)

Date of Boring: March 8, 2021

Foundation Engineering, Inc.

Boring Log: BH-1

Alsea School District

Building Renovations & Additions

Alsea, Oregon

Last edited AJC (4/2/2021)

Comments	Depth, Feet	Sample #	Location	C, TSF	Elev. Depth	Symbol	Soil and Rock Description
Surface: grass					295.6		Medium dense silty GRAVEL (GW); brown, wet, low plasticity silt, fine to coarse angular gravel, (fill).
		S-1-1			0.4		
	1				295.0		Stiff SILT, scattered organics (ML); dark brown, wet, medium plasticity, organics consist of roots, (topsoil/fill).
Slow seepage at ±12 inches.					1.0		Medium stiff clayey SILT (MH); grey-brown and iron-stained, wet, medium plasticity, (alluvium).
		S-1-2					
	2			0.40			
	3						
				0.80			Stiff below ±3.5 feet.
	4						
		S-1-3					Sandy below ±4.5 feet.
	5						
	6				290.0		
					6.0		BOTTOM OF EXPLORATION

Project No.: 2211018

Surface Elevation: 296.0 feet (Approx.)

Date of Test Pit: March 8, 2021

Test Pit Log: TP-1
Alsea School District
Building Renovations & Additions
Alsea, Oregon

Comments	Depth, Feet	Sample #	Location	C, TSF	Elev. Depth	Symbol	Soil and Rock Description
							Dense silty CRUSHED ROCK (GP); grey, moist, low plasticity silt, ±1½-inch minus angular rock, (fill).
	1				292.5		
		S-2-1		>1	1.5		Stiff SILT (ML); brown, damp, low plasticity, (alluvium).
	2						
	3				291.0		
Slow seepage at ±3 feet.		S-2-2			3.0		Stiff clayey SILT (MH); grey-brown and iron-stained, moist, medium plasticity, (alluvium).
				>1			
	4						
	5				289.0		
					5.0		BOTTOM OF EXPLORATION
	6						

Project No.: 2211018

Surface Elevation: 294.0 feet (Approx.)

Date of Test Pit: March 8, 2021

Test Pit Log: TP-2
Alsea School District
Building Renovations & Additions
Alsea, Oregon

Comments	Depth, Feet	Sample #	Location	C, TSF	Elev. Depth	Symbol	Soil and Rock Description
Surface: grass							Stiff SILT, scattered organics (ML); brown, moist, low plasticity, organics consist of fine roots, (topsoil/fill).
	1				292.0 1.0		Medium dense silty GRAVEL (GM); grey-brown, moist, low plasticity silt, fine to coarse rounded gravel, (fill).
	2	S-3-1		>1	291.0 2.0		Stiff SILT (ML); brown, moist, low plasticity, (alluvium).
	3						
	4				288.5 4.5		Dense silty GRAVEL, some sand (GM); brown, moist, low plasticity silt, fine to medium sand, fine to coarse subrounded to rounded gravel, (alluvium).
No seepage or groundwater encountered to the limit of exploration.	5	S-3-2					
	6				287.0 6.0		BOTTOM OF EXPLORATION

Project No.: 2211018

Surface Elevation: 293.0 feet (Approx.)

Date of Test Pit: March 8, 2021

Test Pit Log: TP-3
Alsea School District
Building Renovations & Additions
Alsea, Oregon

Comments	Depth, Feet	Sample #	Location	C, TSF	Elev. Depth	Symbol	Soil and Rock Description
Surface: grass		S-4-1					Medium stiff SILT, scattered organics (ML); dark brown, moist, low plasticity, blocky structure, organics consist of fine roots, (topsoil/fill).
	1				292.2 1.3		Stiff clayey SILT, trace sand and gravel, scattered debris (MH); brown, moist, medium plasticity, fine to coarse sand, fine rounded gravel, debris consists of glass, pottery and clay pipe fragments, (fill).
	2	S-4-2					
	3			0.80	290.5 3.0		Stiff SILT, some clay (ML); brown, moist, medium plasticity, (alluvium).
	4	S-4-3					
No seepage or groundwater encountered to the limit of exploration.	5						
	6				287.5 6.0		BOTTOM OF EXPLORATION

Project No.: 2211018

Surface Elevation: 293.5 feet (Approx.)

Date of Test Pit: March 8, 2021

Test Pit Log: TP-4
Alsea School District
Building Renovations & Additions
Alsea, Oregon

Foundation Engineering, Inc.
Alsea School District Building Renovations & Additions
Project No.: 2211018

Photo 1B. BH-1 from ±20 to 28.3 feet - Box 1

Photo 2B. BH-1 from ±28.3 to 30 feet - Box 2

Appendix C

Field and Laboratory Testing

Foundation Engineering, Inc.
Professional Geotechnical Services

Table 1C. Moisture Contents (ASTM D 2216), Percent Fines (ASTM D 1140), and Atterberg Limits (ASTM D 4318)

Exploration	Sample Number	Sample Depth (ft)	Moisture Content (%)	Percent Fines (%)	Atterberg Limits			USCS Classification
					LL	PL	PI	
BH-1	SS-1-1	2.5 – 4.0	32.6		77	39	38	MH
	SH-1-2	5.0 – 7.0	40.6					
	SS-1-3	7.0 – 8.5	37.9					
TP-1	S-1-2	1.5 – 3.0	31.3					
	S-1-3	4.5 – 5.5	37.4	56.9	58	31	27	MH
TP-2	S-2-1	1.5 – 2.5	30.3					
	S-2-2	3.0 – 4.0	37.2					
TP-3	S-3-1	2.0 – 3.0	29.9					
	S-3-2	5.0 – 6.0	25.4					
TP-4	S-4-2	2.0 – 3.0	28.5					
	S-4-3	4.0 – 5.0	30.9		47	30	17	ML

Encased Falling Head Infiltration Test

Project	Alsea School District Building Renovations & Additions	Project No.:	2211018
Recorded By:	Matt Mason	Date	3/8/2021
Test Number	P-1	Location	See Figure 3A

Subsurface Conditions:

Profile: 0 to 1' Topsoil/fill
1' to 6' Stiff clayey SILT (MH); grey-brown and iron statined, wet, medium plasticity, (alluvium)

Ground Water: n/a
Test Depth: ±3'

Notes: 6'' diamter casing with ±6'' of embedment
Measments taken from top of casing.
±53 inches to bottom of casing, ±47 inches to top of 6'' of water (±11 inches of stick-up)

Trial #1

Time	Elapsed Time (min.)	Depth to Water (in)	Drop in water level (in)	Infiltration Rate (in/hr)	Remarks
8:15 AM	0	41.0	-	-	Filled with 6'' of water
	20	41.0	0.00	0.00	
	40	41.0	0.00	0.00	
	60	41.0	0.00	0.00	
	80	41.0	0.00	0.00	
	100	41.0	0.00	0.00	
10:15 AM	120	41.0	0.00	0.00	

Selected Value 0.00

Trial #2

Time	Elapsed Time (min.)	Depth to Water (in)	Drop in water level (in)	Infiltration Rate (in/hr)	Remarks
10:15 AM	0	41.0	-	-	Filled with 6'' of water
	20	41.0	0.00	0.00	
	40	41.0	0.00	0.00	
	60	41.0	0.00	0.00	
	80	41.0	0.00	0.00	
	100	41.0	0.00	0.00	
12:15 PM	120	41.0	0.00	0.00	

Selected Value 0.00

Encased Falling Head Infiltration Test

Project	Alsea School District Building Renovations & Additions	Project No.:	2211018
Recorded By:	Matt Mason	Date	3/8/2021
Test Number	P-2	Location	See Figure 3A

Subsurface Conditions:

Profile:
- 0 to 1.3' Medium stiff SILT, scattered organics (ML); dark brown, moist, low plasticity, (topsoil)
- 1' to 3' Stiff clayey SILT, trace sand & gravel, scattered fill debris (MH); brown, moist, medium plasticity, fine to coarse sand, fine to coarse angular to rounded gravel, fill consists of scattered glass, pottery and clay pipe fragments, (fill).
- 3' to 6' Stiff clayey SILT (MH); brown, moist, medium plasticity, (alluvium)

Ground Water: n/a

Test Depth: ±3'

Notes: 6'' diamter casing with ±6'' of embedment
Measments taken from top of casing.
±54 inches to bottom of casing, ±48 inches to top of 6'' of water (±12 inches of stick-up)

Trial #1

Time	Elapsed Time (min.)	Depth to Water (in)	Drop in water level (in)	Infiltration Rate (in/hr)	Remarks
8:20 AM	0	41.4	-	-	Filled with 6'' of water
	20	41.5	0.06	0.19	
	40	41.6	0.06	0.19	
	60	41.6	0.06	0.19	
	80	41.7	0.06	0.19	
	100	41.8	0.06	0.19	
10:20 AM	120	41.8	0.06	0.19	

Selected Value 0.19

Trial #2

Time	Elapsed Time (min.)	Depth to Water (in)	Drop in water level (in)	Infiltration Rate (in/hr)	Remarks
10:20 AM	0	41.8	-	-	Filled with 6'' of water
	20	41.9	0.06	0.19	
	40	41.9	0.06	0.19	
	60	42.0	0.06	0.19	
	80	42.1	0.06	0.19	
	100	42.1	0.06	0.19	
12:20 PM	120	42.2	0.06	0.19	

Selected Value 0.19

Appendix D

Seismic Hazard Study

Foundation Engineering, Inc.
Professional Geotechnical Services

SEISMIC HAZARD STUDY

ALSEA SCHOOL DISTRICT BUILDING RENOVATIONS & ADDITIONS
ALSEA, OREGON

INTRODUCTION

This seismic hazard study was completed to identify potential geologic and seismic hazards and evaluate the effect those hazards may have on the proposed project. The study fulfills the requirements presented in the 2019 Oregon Structural Specialty Code (OSSC), Section 1803 for site-specific seismic hazard reports for essential and hazardous facilities and major and special-occupancy structures (OSSC, 2019).

The following sections provide a discussion of the local and regional geology, seismic and tectonic setting, earthquakes, and seismic hazards. A detailed discussion of the subsurface conditions at the project location, including exploration logs, is provided in the main report.

LITERATURE REVIEW

We reviewed available geologic, seismic, and hazard publications and maps to characterize the local and regional geology and evaluate relative seismic hazards at the site. The literature review included geologic and hazard studies completed in the Alsea area by the Oregon Department of Geology and Mineral Industries (DOGAMI) and the U.S. Geological Survey (USGS) (Baldwin, 1955; Schlicker et al., 1973; Bela, 1979; Walker and Duncan, 1989; Yeats et al., 1996; Wang et al., 2001). We also reviewed local water-well logs available from the Oregon Water Resources Department (OWRD) website and logs from our previous geotechnical investigations in the project vicinity.

Regional Geology

Alsea is located within the central Coast Range, which is a north-south-trending low-lying range separating the Pacific Coast to the west from the Willamette Valley to the east. The site is located within the Alsea River Valley.

At the western margin of Oregon is the Cascadia Subduction Zone (CSZ). The CSZ is a converging, oblique plate boundary where the Juan de Fuca oceanic plate is being subducted beneath the western edge of the North American continental plate (Geomatrix Consultants, 1995). The CSZ extends from central Vancouver Island, in British Columbia, Canada, through Washington and Oregon to Northern California in the United States (Atwater, 1970). The movement of the subduction zone has resulted in accretion, folding, faulting, and uplift of oceanic and other sediments on the western margin of the North American plate.

During the late Cretaceous (±66 million years ago), the Oregon Coast Range was nonexistent and the shoreline crossed eastern Washington and Idaho. To the west, volcanic seamounts were newly forming, outpouring basaltic pillow lava and breccia of the Siletz River Volcanics (early to middle Eocene; ±44 to 58 million years ago). These seamounts were created on top of the eastward-moving Gorda and Juan de Fuca plates and eventually accreted to the North American Plate (early Eocene) due to the subducting convergent plate margin (CSZ). As subduction continued, the

seamounts subsided creating a forearc basin which was infilled with thick deposits of Eocene to Miocene marine sediments primarily derived from the Klamath Mountains to the south and Idaho Batholith to the northeast, including the Tyee Formation. The sediments typically overlie, but are also interbedded with basalt and volcanics of the Siletz River Volcanics. Volumes of ash and pyroclastics from the Western Cascades to the east covered the marine sediments during the Oligocene (±24 to 37 million years ago). (Orr and Orr, 1999)

The Coast Range block was slowly uplifted and this resulted in a westward retreat of the sea during the Miocene. Some isolated basins along the shelf were deepened and infilled with mud, silt, and fossiliferous sandstone. Continuing subduction resulted in the folding and faulting of the North American plate, which also included the Alsea Syncline. Columbia River Basalt flows originating from the east eventually reached the coast and invaded the soft, wet coastal sediments during the middle Miocene. Erosion and stream valleys carved the landscape and exposed some of the resistant, intrusive rocks along the shoreline. (Orr and Orr, 1999)

Local Geology

Alsea is set on a broad, flat terrace along the north bank of the North Fork of the Alsea River. Local geologic mapping indicates alluvium associated with the North Fork of the Alsea River underlies the site (Baldwin, 1955; Walker and Duncan, 1989). The alluvium typically consists of silt, sand, and gravel. Middle Eocene Tyee Formation (±49 to 41 million years old) is the dominant rock type underlying the alluvium. The Tyee Formation also underlies most of the hills surrounding Alsea (Baldwin, 1955; Schlicker et al., 1973; Bela, 1979; Walker and Duncan, 1989).

The soil profile encountered in the explorations consists of minor fill over alluvium followed by residual soil (i.e., bedrock decomposed to the consistency of soil) and silty sandstone with siltstone interbeds. The subsurface conditions encountered in our explorations are consistent with the mapped local geology. Based on the local geologic mapping, the bedrock is considered to be Tyee Formation. Details are provided in the Subsurface Conditions section of the main report and on the exploration logs in Appendix B.

Seismic Setting and Local Faulting

We completed a literature review of nearby faults to evaluate the seismic setting and identify the potential seismic sources. The USGS website includes an interactive deaggregation tool, which allows evaluation of the contribution of the various seismic sources to the overall seismic hazard (USGS, 2014). The USGS interactive deaggregation indicates the seismic hazard at the site is dominated by the CSZ (USGS, 2014). Crustal faults also represent a potential seismic hazard. A discussion of these earthquake sources is provided below.

Cascadia Subduction Zone (CSZ). The site is ±86 miles east of the surface expression of the CSZ. The CSZ is a converging, oblique plate boundary where the Juan de Fuca plate is being subducted beneath the western edge of the North American plate. It is estimated the average rate of subduction of the Juan de Fuca plate under the North American plate is ±37 mm/year northeast, based on Pacific and Mid-Ocean Ridge

velocities, geodetic studies of convergence, and magnetic anomalies of the Juan de Fuca plate (Personius and Nelson, 2006; DeMets et al., 2010). The CSZ extends ±700 miles from central Vancouver Island in British Columbia, Canada, through Washington and Oregon to Northern California (Atwater, 1970).

Crustal Faults. Crustal faults are fractures within the North American plate. Numerous faults are presented on local and regional geologic maps. However, not all faults are considered to be active. Because the historical earthquake record is so short, active faults are identified by geologic mapping and seismic surveys.

The USGS has defined four fault classifications based on evidence for displacement within the Quaternary (<1.6 million years) in their US fault database (Palmer, 1983; Personius et al., 2003). The fault classes are defined as follows:

- ***Class A*** – Faults with geologic evidence supporting tectonic movement in the Quaternary known or presumed to be associated with large-magnitude earthquakes.

- ***Class B*** – Faults with geologic evidence that demonstrates the existence of a fault or suggests Quaternary deformation, but either: 1) the fault might not extend deep enough to be a potential source of significant earthquakes or 2) the current evidence is too strong to confidently classify the fault as a Class C but not strong enough to classify it as a Class A.

- ***Class C*** – Faults with insufficient evidence to demonstrate 1) the existence of a tectonic fault, or 2) Quaternary movement or deformation associated with the feature.

- ***Class D*** – Geologic evidence indicates the feature is not a tectonic fault or feature.

Class A and B faults are included in the USGS fault database and interactive fault map. USGS considers 17 features in Oregon to be Class C faults (USGS, 2006a). The closest Class C fault is the Harrisburg anticline, ±22 miles southeast of the site. The USGS does not consider any features in Oregon as Class D (USGS, 2006a).

Local geologic maps indicate no faults are mapped beneath the site (Baldwin, 1955; Walker and Duncan, 1989). A few inferred crustal faults have been mapped within ±10 miles of the site, including the Corvallis fault; however, none of these crustal faults show any evidence of movement in the last ±1.6 million years (Palmer, 1983; Geomatrix Consultants, 1995; Personius et al., 2003; USGS, 2006a).

Nine potentially active Quaternary Class A and B crustal fault zones have been mapped by the USGS within ±40 miles of the site (Palmer, 1983; Geomatrix Consultants, 1995; Personius et al., 2003; USGS, 2006a). These faults are listed in Table 1D. Figure 1D shows the approximate surface projection locations of these faults.

Table 1D. USGS Class A and Class B Crustal Faults within a ± 40-mile Radius of the Site [1]

Fault Name and Class	Fault Number	Approximate Length (miles)	Approximate Distance and Direction from Site (miles) [2]	Last Known Deformation (years) [3]	Slip Rate (mm/yr)
Corvallis (B)	869	±25	±1.5 NW [4]	<1.6 million	<0.20
Owl Creek (A)	870	±9	±19 NE	<750,000	<0.20
Waldport (A)	886	±9	±23 W	<130,000	0.16
Unnamed Offshore (A)	785	vary	±25 to 31 W to 39 SW	<15,000	1.0 to 5.0
Yaquina (A)	885	±5	±26 NW	<130,000	0.69
Cascadia Fold and Fault Belt (A)	784	vary	±28 W-SW to 31 to 39 NW	<15,000	1.0 to 5.0
Cape Foulweather (A)	884	±6	±39 NW	<130,000	<0.20
Siletz Bay (A)	883	±6	±39 to 42 NW	<130,000	<0.20
Turner and Mill Creek (A)	871	±12	±40 NE	<1.6 million	0.01

(1) Fault data based on Personius et al., 2003 and USGS, 2006a and b and 2014.

(2) Distance and direction from site to nearest surface projection of the fault.

(3) Quaternary time period defined at <1.6 million years based on the 1983 Geologic Time Scale (Palmer, 1983).

(4) Corvallis fault location based on Baldwin, 1955.

Historic Earthquakes

Available information indicates the CSZ is capable of generating earthquakes along the inclined interface between the two plates (interface) and within the descending Juan de Fuca plate (intraplate) (Weaver and Shedlock, 1996). The fault rupture may occur along a portion or the entire length of the CSZ (Weaver and Shedlock, 1996).

CSZ Interface Earthquakes. The estimated maximum magnitude of a CSZ interface earthquake is up to a moment magnitude (M_w) 9.3 (Petersen et al., 2014). No significant interface (subduction zone) earthquakes have occurred on the CSZ in historic times. However, several large-magnitude (>M ~8.0, M = unspecified magnitude scale) subduction zone earthquakes are thought to have occurred in the past few thousand years. This is evidenced by tsunami inundation deposits, combined with evidence for episodic subsidence along the Oregon and Washington coasts (Peterson et al., 1993; Atwater et al., 1995).

Numerous detailed studies of coastal subsidence, tsunami, and turbidite deposits have been conducted to develop a better understanding of CSZ earthquakes. The studies include investigations of turbidite deposits in the offshore Cascadia Basin that were used to help develop a paleoseismic record for the CSZ and estimate recurrence intervals for interface earthquakes (Adams, 1990; Goldfinger et al., 2012). A study of offshore turbidites from the last ±10,000 years suggests the return period for

interface earthquakes varies with location and rupture length. That study estimated an average recurrence interval of ±220 to 380 years for an interface earthquake on the southern portion of the CSZ, and an average recurrence interval of ±500 to 530 years for an interface earthquake extending the entire length of the CSZ (Goldfinger et al., 2012). Older, deep-sea cores have been re-examined more recently, and the findings may indicate greater Holocene stratigraphy variability along the Washington coast (Atwater et al., 2014). Additional research by Goldfinger for the northern portion of the CSZ suggests a recurrence interval of ±340 years for the northern Oregon Coast (Goldfinger et al., 2016). The most recent CSZ interface earthquake occurred ±321 years ago (January 26, 1700) (Nelson et al., 1995; Satake et al., 1996).

CSZ Intraplate Earthquakes. Intraplate (Intraslab or Wadati-Benioff Zone) earthquakes occur within the Juan de Fuca plate at depths of ±28 to 37 miles (Weaver and Shedlock, 1996). The maximum estimated magnitude of an intraplate earthquake is about M_w 7.5 (Petersen et al., 2014). The available record for intraplate earthquakes in Oregon is limited. The available data indicates a M_b = 4.6 (compressional body wave magnitude) event occurred in 1963, located ±23 miles east of Salem at a depth of ±29 miles (Barnett et al., 2009). Based on its depth, this earthquake may be considered an intraplate event. The Puget Sound region of Washington State has experienced three intraplate events in the last ±72 years, including a surface wave magnitude (M_s) 7.1 event in 1949 (Olympia), a M_s 6.5 event in 1965 (Seattle/Tacoma) (Wong and Silva, 1998), and a M_w 6.8 event in 2001 (Nisqually) (Dewey et al., 2002).

Crustal Earthquakes. Crustal earthquakes dominate Oregon's seismic history. Crustal earthquakes occur within the North American plate, typically at depths of ±6 to 12 miles. The estimated maximum magnitude of a crustal earthquake in Oregon is about M_w 7.0 (Petersen et al., 2014). Only two historic crustal events in Oregon have reached Richter local magnitude (M_L) 6 (the 1936 Milton-Freewater M_L 6.1 earthquake and the 1993 Klamath Falls M_L 6.0 earthquake) (Wong and Bott, 1995). The majority of Oregon's larger crustal earthquakes are in the M_L 4 to 5 range (Wong and Bott, 1995).

Table 2D summarizes earthquakes with a M of 4.0 or greater or Modified Mercalli Intensity (MMI) of V or greater, that have occurred within a ±50-mile radius of Alsea in the last ±188 years (Johnson et al., 1994; USGS, 2013; NCEDC, 2014). Note that the referenced earthquake catalogs are a composite of different earthquake catalogs and seismic networks; therefore, data errors may exist. Complete historic earthquake records may not yet be included in the referenced earthquake catalogs. Therefore, it is possible some earthquakes may not be included in Table 2D.

Table 2D. Historic Earthquakes Within a ± 50-mile Radius of Alsea [1]

Year	Month	Day	Hour	Minute	Latitude	Longitude	Depth (miles)	Magnitude or Intensity [2]
1921	02	25	20	00	44.4	-122.4	unknown	MMI = V
1930	07	19	02	38	45.0	-123.2	unknown	MMI = VI
1942	05	13	01	52	44.5	-123.3	unknown	MMI = V
1944	03	05	13	00	45.0	-123.4	unknown	MMI = V
1959	07	23	08	15	44.5	-124.5	unknown	M = 4.3
1959	08	21	00	28	44.8	-124.7	41.0	M = 4.6
1961	08	19	04	56	44.7	-122.5	20.5	M = 4.5
1963	03	07	23	53	44.9	-123.5	20.5 to 29.2	M_b = 4.6
1993	03	25	13	34	45.0	-122.6	12.8	$M_{c/d}$ = 5.6
2004	07	12	16	45	44.3	-124.5	16.1 to 17.9	M_d = 4.9
2004	08	19	06	06	44.7	-124.3	17.0 to 17.3	$M_{c/d}$ = 4.7
2015	07	04	15	42	44.1	-122.8	5.0	M_L = 4.1

[1] The site is located at Latitude 44.380803, Longitude -123.594695.

[2] M = unspecified magnitude, M_b = compressional body wave magnitude, M_c = primary coda magnitude, M_d = duration magnitude (also known as coda magnitude), M_L = local Richter magnitude, and MMI = Modified Mercalli Intensity at or near epicenter.

Seismic events in Oregon were not comprehensively documented until the 1840s (Wong and Bott, 1995). Earthquake epicenters located in Oregon from the late 1920s to 1962 were limited due to the number of and the distance between seismographs, the number of recording stations, and uncertainty in travel times. Therefore, information recorded during that time suggests only earthquakes with magnitudes >5 would be recorded in Oregon (Bela, 1979). Oregon State University (OSU) likely had the first station installed in 1946, and the first modern seismograph was installed at OSU in 1962 (Wong and Bott, 1995; Barnett et al., 2009). According to Wong and Bott (1995), seismograph stations sensitive to smaller earthquakes ($M_L \leq 4$ to 5) were not implemented in northwestern Oregon until 1979 when the University of Washington expanded their seismograph network to Oregon. The local Richter magnitude (M_L) of events occurring before the establishment of seismograph stations have been estimated based on correlations between magnitude and MMI. Some discrepancy exists in the correlations.

Table 3D summarizes distant, strong earthquakes felt in the Alsea area (Noson et al., 1988; Bott and Wong, 1993; Stover and Coffman, 1993; Wong and Bott, 1995; Dewey et al., 2002). None of these events caused significant, reportable damage in Alsea or the surrounding area.

Table 3D. Distant Earthquakes Felt in the Alsea Area

Earthquake	Modified Mercalli Intensities (MMI)
2001 Nisqually, Washington	II to III
1965 Seattle – Tacoma, Washington	I to IV
1962 Portland, Oregon	I to IV
1949 Olympia, Washington	V
1873 Crescent City, California	V

Seismic and Geologic Hazards

Section 1803.7 of the OSSC 2019 requires the evaluation of risks from a range of seismic hazards including landslides (slope stability), earthquake-induced landslides, liquefaction, lateral spread, seismic-induced settlement or subsidence, fault rupture, earthquake-induced flooding and inundation, and local ground motion amplification (OSSC, 2019).

We have developed conclusions regarding the seismic hazards based on the subsurface profiles encountered in our explorations at the project site. The conclusions are also based on our knowledge of the site geology, a review of previous geotechnical investigations performed in the area, and available geologic hazard maps (including information available from DOGAMI).

DOGAMI has completed geologic and seismic hazard studies, which include Benton County (Alsea) (Wang et al., 2001; Burns et al., 2008), and provides online hazard information through HazVu, LiDAR, and SLIDO viewers (DOGAMI, 2016, 2017, 2018).

The above-mentioned maps and references refer to some, but do not cover all of the seismic hazards. The reviewed information is only considered a guide and does not have precedence over site-specific evaluations. In the following sections, information from the available seismic hazard maps is provided along with our site-specific evaluations for comparison.

Landslides and Earthquake-Induced Landslides (Slope Stability). The existing topography at the site is a relatively flat bench above the North Fork Alsea River floodplain. No landslide or slope instability features are mapped on the site. DOGAMI's references, including LiDAR, also indicate no historic landslide inventory or mapped landslides at the site with low landslide susceptibility across most of the site and moderate landslide susceptibility along the transition band from the flat bench to the floodplain (Wang et al., 2001; Burns et al., 2008; DOGAMI, 2016, 2017, 2018). Therefore, there is no risk of landslides or earthquake-induced landslides at the site.

Liquefaction, Settlement, and Lateral Spread. Soil liquefaction occurs when loose, saturated cohesionless soil experiences a significant loss of strength during strong ground shaking. The strength loss is associated with rapid densification of the soil and corresponding development of high pore water pressure, which can lead to the soil behaving like a viscous fluid. Liquefiable soils typically consist of saturated, loose, clean sand and non-plastic to low plasticity silt with a plasticity index (PI) less than 8.

The explorations on-site encountered stiff, medium to high plasticity clayey silt grading to dense silty gravel, some sand (alluvium) extending to ±16.5 feet, and residual soil grading to silty sandstone encountered to the maximum depth of the boring (±30 feet). The fine-grained alluvium and residual soil is not liquefiable due to their stiffness and plasticity and the silty gravel is not liquefiable due to its density and coarse gradation. Due to the lack of liquefiable material, the risk of liquefaction impacting the site is nil. The DOGAMI references indicate a moderate liquefaction susceptibility in the project area; (Wang et al., 2001; Burns et al., 2008; DOGAMI, 2018). We presume that hazard mapping must have assumed sandy soil is present.

Lateral spread is a liquefaction-induced hazard, which occurs when soil or blocks of soil are displaced down slope or toward a free face (such as a riverbank) along a liquefied layer. The lateral spread hazard at this site is considered nil due to the absence of a liquefaction hazard. The active channel of the North Fork of the Alsea River is ±350 feet to the southwest of the site.

Subsidence. Ground subsidence is a regional phenomenon resulting from a large magnitude CSZ earthquake. It occurs because the subduction of the oceanic crust beneath the continental crust compresses the continental crust and pushes it upward. Prior to the earthquake, the continental crust is held in this position by friction at the CSZ interface. When the earthquake occurs, that frictional bond breaks, allowing the continental crust to drop. The subsidence hazard map included in the Oregon Resilience Plan (OSSPAC, 2013), indicates the ground subsidence in the Alsea area during a M_w 9 CSZ earthquake could be 1 to 2 feet. Ground subsidence cannot be mitigated. Therefore, it should be assumed the site and surrounding area could drop by up to 2 feet during a large magnitude CSZ earthquake.

Fault Rupture. The risk of fault rupture is expected to be low due to the lack of known active faulting beneath the site (Baldwin, 1955; Walker and Duncan, 1989; Personius et al., 2003; USGS, 2006b, a). The closest potentially active (Class A) crustal fault is the Owl Creek fault, which is ±19 miles northeast of the site.

Tsunami / Seiche/ Earthquake-Induced Flooding. Tsunami are waves created by a large-scale displacement of the seafloor due to earthquakes, landslides, or volcanic eruptions (Priest, 1995). Tsunami inundation does not apply to this site because Alsea is not on the Oregon Coast. Seiche (the back and forth oscillations of a water body during a seismic event) is also not a local hazard due to the absence of large bodies of water near the site.

According to HazVu, there is localized flood potential for the Effective FEMA 100-year flood immediately to the south of the site within the floodplain of the North Fork of the Alsea River (DOGAMI, 2018). Earthquake-induced flooding related to the failure of other structures (e.g., dams) or shallow groundwater, and subsidence does not apply to the site.

Local Ground Motion Amplification. Ground motion amplification is the influence of a soil deposit on the earthquake motion. As seismic energy propagates up through the soil strata, the ground motion is typically increased (i.e., amplified) or decreased (i.e., attenuated) to some extent. Based on the presence of stiff fine-grained alluvium followed by dense coarse-grained alluvium followed by residual soil and sandstone, it is our opinion the amplification hazard is low and is consistent with an OSSC/IBC Site Class C (very dense soil/soft rock). The DOGAMI hazard studies indicate the amplification susceptibility for the site is low (NEHRP Site Class B) (Wang et al., 2001; Burns et al., 2008). The site is expected to experience severe ground shaking during a CSZ earthquake due to its proximity to the CSZ (DOGAMI, 2018). See the main report for more discussion on the site response.

SEISMIC DESIGN

Design Earthquakes

The OSSC 2019, Section 1803.3.2.1, requires the design of structures classified as essential or hazardous facilities and of major and special occupancy structures to address, at a minimum, the following earthquakes:

Crustal: A shallow crustal earthquake on a real or assumed fault near the site with a minimum M_w 6.0 or the design earthquake ground motion acceleration determined in accordance with the OSSC 2019 Section 1613.

Intraplate: A CSZ intraplate earthquake with M_w of at least 7.0.

Interface: A CSZ interface earthquake with a M_w of at least 8.5.

The design maximum considered earthquake ground motion maps provided in the OSSC 2019, are based on modified (risk-targeted) 2014 maps prepared by the USGS for an earthquake with a 2% probability of exceedance in 50 years (i.e., a ±2,475-year return period) for design spectral accelerations (USGS, 2014). The modifications include factors to adjust the spectral accelerations to account for directivity and risk.

The 2014 USGS maps were established based on probabilistic studies and include aggregate hazards from a variety of seismic sources. The USGS interactive deaggregation for a 2,475-year return period indicates the seismic hazard at the site is dominated by the CSZ, contributing ±86% to the overall aggregate hazard. Crustal earthquakes were included in the studies but were not considered to be a principal seismic hazard at this site. The CSZ scenarios considered ranged from M_w 8.7 to 9.3, located ±19 to 44 miles west of the site.

The earthquake magnitudes and source-to-site distances used to generate the 2014 USGS maps satisfy the requirements of OSSC 2019. Seismic design parameters and design response spectrum are discussed in the Site Response Spectrum section of the main report and are shown in Figure 3A (Appendix A).

CONCLUSION

Based on the findings presented herein, it is our opinion there are no geologic or seismic hazards that would preclude the design and construction of the proposed project. This site-specific seismic hazard investigation for the Alsea School District Building Renovations & Additions in Alsea, Oregon, was prepared by Brooke Running, R.G., C.E.G.

REFERENCES

Adams, J., 1990, *Paleoseismicity of the Cascadia Subduction Zone: Evidence from Turbidites Off the Oregon-Washington Margin*: Tectonics, vol. 9, no. 4, p. 569-583.

Atwater, B. F., Carson, B., Griggs, G. B., Johnson, H. P., and Salmi, M. S., 2014, *Rethinking Turbidite Paleoseismology Along the Cascadia Subduction Zone*: Geology, published online 29 July 2014, doi: 10.1130/G35902.1.

Atwater, B. F., Nelson, A. R., Clague, J. J., Carver, G. A., Yamaguchi, D. K., Bobrowsky, P. T., Bourgeois, J., Darienzo, M. E., Grant, W. C., Hemphill-Haley, E., Kelsey, H. M., Jacoby, G. C., Nishenko, S. P., Palmer, S. P., Peterson, C. D., and Reinhart, M. A., 1995, *Summary of Coastal Geologic Evidence for Past Great Earthquakes at the Cascadia Subduction Zone*: Earthquake Spectra, vol. 11, no. 1, p. 1-18.

Atwater, T., 1970, *Implications of Plate Tectonics for the Cenozoic Tectonic Evolution of Western North America:* Geological Society of America (GSA), Bulletin 81, p. 3513-3536.

Baldwin, E. M., 1955, *Geology of the Marys Peak and Alsea Quadrangles, Oregon:* U. S. Geological Survey (USGS), OM 162, Scale = 1:62,500.

Barnett, E. A., Weaver, C. S., Meagher, K. L., Haugerud, R. A., Wang, Z., Madin, I. P., Yang, Y., Wells, R. E., Blakely, R. J., Ballantyne, D. B., and Darienzo, M., 2009, *Earthquake Hazards and Lifelines in the Interstate 5 Urban Corridor: Cottage Grove to Woodburn, Oregon:* US Geologic Survey (USGS), Scientific Investigations Map 3028, 1 Plate.

Bela, J. L., 1979, *Geologic Hazards of Eastern Benton County, Oregon:* Oregon Department of Geology and Mineral Industries (DOGAMI), Bulletin 98, 122 p.

Bott, J. D. J., and Wong, I. G., 1993, *Historical Earthquakes In and Around Portland, Oregon*: Oregon Geology, vol. 55, no. 5, p. 116-122.

Burns, W. J., Hofmeister, R. J., and Wang, Y., 2008, *Geologic Hazards, Earthquake and Landslide Hazard Maps, and Future Earthquake Damage Estimates for Six Counties in the Mid/Southern Willamette Valley; Including Yamhill, Marion, Polk, Benton, Linn, and Lane Counties, and the City of Albany, Oregon:* Oregon Department of Geology and Mineral Industries (DOGAMI), IMS-24, 50 p.

DeMets, C., Gordon, R. G., and Argus, D. F., 2010, *Geologically Current Plate Motions:* Geophysical Journal International, vol. 181, no. 1, p. 1-80.

Dewey, J. W., Hopper, M. G., Wald, D. J., Quitoriano, V., and Adams, E. R., 2002, *Intensity Distribution and Isoseismal Maps for the Nisqually, Washington, Earthquake of 28 February 2001:* U.S. Geological Survey (USGS), Open-File Report 02-346, 57 p.

DOGAMI, 2016, *SLIDO (Statewide Landslide Information Database for Oregon) Viewer, SLIDO-4.2:* Oregon Department of Geology and Mineral Industries (DOGAMI), website: http://www.oregongeology.com/sub/slido/index.htm, updated October 30, 2020, accessed March 2021.

DOGAMI, 2017, *LiDAR (Light Detection and Ranging) Viewer:* Oregon Department of Geology and Mineral Industries (DOGAMI), website: http://www.oregongeology.org/sub/lidardataviewer/index.htm, last update June 2020, accessed March 2021.

DOGAMI, 2018, *Oregon HazVu: Statewide Geohazards Viewer:* Oregon Department of Geology and Mineral Industries (DOGAMI), website: http://www.oregongeology.org/hazvu, updated March 13, 2018, accessed March 2021.

Geomatrix Consultants, 1995, *Final Report: Seismic Design Mapping, State of Oregon:* Prepared for Oregon Department of Transportation, Salem, Oregon, Personal Services Contract 11688, January 1995, Project No. 2442.

Goldfinger, C., Galer, S., Beeson, J., Hamilton, T., Black, B., Romsos, C., Patton, J., Nelson, C. H., Hausmann, R., and Morey, A., 2016, *The Importance of Site Selection, Sediment Supply, and Hydrodynamics: A Case Study of Submarine Paleoseismology on the Northern Cascadia Margin, Washington, USA:* Marine Geology, website: http://dx.doi.org/10.1016/j.margeo.2016.06.008.

Goldfinger, C., Nelson, C. H., Morey, A. E., Johnson, J. R., Patton, J., Karabanov, E., Gutierrez-Pastor, J., Eriksson, A. T., Gracia, E., Dunhill, G., Enkin, R. J., Dallimore, A., Vallier, T., and 2012, *Turbidite Event History - Methods and Implications for Holocene Paleoseismicity of the Cascade Subduction Zone:* U.S. Geologic Survey (USGS), Professional Paper 1661-F, 170 p., 64 figures, website: http://pubs.usgs.gov/pp/pp1661/f.

Johnson, A. G., Scofield, D. H., and Madin, I. P., 1994, *Earthquake Database for Oregon, 1833 Through October 25, 1993:* Oregon Department of Geology and Mineral Industries (DOGAMI), Open-File Report O-94-04.

NCEDC, 2014, *Advanced National Seismic System (ANSS) Composite Historic Catalog:* Northern California Earthquake Data Center (NCEDC), UC Berkeley Seismological Laboratory, 50 mile radius, dataset 1898-2012, accessed March 2021, doi: 10.7932/NCEDC, http://www.ncedc.org/anss/catalog-search.html.

Nelson, A. R., Atwater, B. F., Bobrowsky, P. T., Bradley, L.-A., Claque, J. J., Carver, G. A., Darienzo, M. E., Grant, W. C., Drueger, H. W., Sparks, R., Stafford, T. W., Jr., and Stulver, M., 1995, *Radiocarbon Evidence for Extensive Plate-boundary Rupture About 300 Years Ago at the Cascadia Subduction Zone*: Letters to Nature, vol. 378, no. 23, p. 372-374.

Noson, L. L., Qamar, A., and Thorsen, G. W., 1988, *Washington Earthquake Hazards:* Washington Department of Natural Resources (WADNR), Division of Geology and Earth Resources, Olympia, Washington, 77 p.

OSSC, 2019, *Oregon Structural Speciality Code (OSSC):* Based on the International Code Council, Inc., 2018 International Building Code (IBC), Sections 1613 and 1803.

OSSPAC, 2013, *The Oregon Resilience Plan - Cascadia: Oregon's Greatest Natural Threat:* Oregon Seismic Safety Policy Advisory Commission (OSSPAC), February 2013.

Palmer, A. R., 1983, *The Decade of North American Geology - 1983 Geologic Time Scale:* Geology, vol. 11, p. 503-504, September 1983.

Personius, S. F., Dart, R. L., Bradley, L.-A., and Haller, K. M., 2003, *Map and Data for Quaternary Faults and Folds in Oregon:* U.S. Geological Survey (USGS), Open-File Report 03-095, v.1.1, Scale: 1:750,000, 507 p.

Personius, S. F., and Nelson, A. R., 2006, *Fault Number 781, Cascadia Megathrust, in Quaternary Fault and Fold Database of the United States:* U.S. Geological Survey (USGS), website: https://earthquakes.usgs.gov/hazards/qfaults.

Petersen, M. D., Moschetti, M. P., Powers, P. M., Mueller, C. S., Haller, K. M., Frankel, A. D., Zeng, Y., Rezaeian, S., Harmsen, S. C., Boyd, O. S., Field, N., Chen, R., Rukstales, K. S., Luco, N., Wheeler, R. L., Williams, R. A., and Olsen, A. H., 2014, *Documentation for the 2014 Update of the United States National Seismic Hazard Maps:* U. S. Geological Survey (USGS), Open-File Report 2014-1091, 243 p., website: https://pubs.usgs.gov/of/2014/1091/.

Peterson, C. D., Darienzo, M. E., Burns, S. F., and Burris, W. K., 1993, *Field Trip Guide to Cascadia Paleoseismic Evidence Along the Northern Oregon Coast: Evidence of Subduction Zone Seismicity in the Central Cascadia Margin*: Oregon Geology, vol. 55, no. 5, p. 99-114.

Priest, G. R., 1995, *Explanation of Mapping Methods and Use of the Tsunami Hazard Map of Siletz Bay Area, Lincoln County, Oregon:* Oregon Department of Geology and Mineral Industries (DOGAMI), Open-File Report O-95-05, 69 p.

Satake, K., Shimazaki, K., Tsuji, Y., and Ueda, K., 1996, *Time and Size of a Giant Earthquake in Cascadia Inferred from Japanese Tsunami Records of January 1700*: Nature, vol. 379, no. 6562, p. 246-249.

Schlicker, H. G., Deacon, R. J., Olcott, G. W., and Beaulieu, J. D., 1973, *Environmental Geology of Lincoln County, Oregon:* Oregon Department of Geology and Mineral Industries (DOGAMI), Bulletin 81, Scale: 1:62,500, 6 Plates., 171 p.

Stover, C. W., and Coffman, J. L., 1993, *Seismicity of the United States, 1568-1989:* U.S. Geological Survey (USGS), Abridged from USGS Professional Paper 1527, April 2006, website: http://earthquake.usgs.gov/regional/states/events/1949_04_13_iso.php.

USGS, 2006a, *Quaternary Fault and Fold Database for the United States - Oregon:* U.S. Geological Survey (USGS), reference material has no specific release date, accessed March 2021, website: http://earthquake.usgs.gov/hazards/qfaults.

USGS, 2006b, *Quaternary Fault and Fold Database of the United States - Interactive Fault Map:* U.S. Geological Survey (USGS), reference material has no specific release date, accessed March 2021, website: http://earthquake.usgs.gov/hazards/qfaults/map/.

USGS, 2013, *ANSS Comprehensive Earthquake Catalog (ComCat):* U.S. Geological Survey (USGS), Conterminous U.S., 80 km (49.7 mi) radius earthquake circle search, shake maps accessed March 2021, website: https://earthquake.usgs.gov/earthquakes/search/.

USGS, 2014, *Earthquake Hazards Program, Interactive Deaggregations, Dynamic Conterminous U.S. 2014 (v.4.2.0):* U.S. Geological Survey (USGS), 2% in 50 years return period (4,975 years) PGA spectral acceleration, latitude/longitude search, reference material has no specific release date, accessed March 2021, website: https://earthquake.usgs.gov/hazards/interactive/index.php.

Walker, G. W., and Duncan, R. A., 1989, *Geologic Map of the Salem 1° by 2° Quadrangle, Western Oregon:* U. S. Geological Survey (USGS), Miscellaneous Investigations Series Map I-1893, Scale = 1:250,000.

Wang, Z., Graham, G. B., and Madin, I. P., 2001, *Preliminary Earthquake Hazard and Risk Assessment and Water-Induced Landslide Hazard in Benton County, Oregon:* Oregon Department of Geology and Mineral Industries (DOGAMI), Open-File Report O-01-05, 89 p.

Weaver, C. S., and Shedlock, K. M., 1996, *Estimates of Seismic Source Regions from the Earthquake Distribution and Regional Tectonics in the Pacific Northwest*: *in* Roger, A. M., Walsh, T. J., Kockelman, W. J., and Priest, G. R., eds., *Assessing Earthquake Hazards and Reducing Risk in the Pacific Northwest*, U.S. Geological Survey (USGS), Professional Paper 1560, vol. 1, p. 285-306.

Wong, I. G., and Bott, J. D. J., 1995, *A Look Back at Oregon's Earthquake History, 1841-1994*: Oregon Geology, vol. 57, no. 6, p. 125-139.

Wong, I. G., and Silva, W. J., 1998, *Earthquake Ground Shaking Hazards in the Portland and Seattle Metropolitan Areas*: *in* Dakoulas, P., Yegian, M., and Holtz, R. D., eds., *Geotechnical Earthquake Engineering and Soil Dynamics III*, American Society of Civil Engineers (ASCE), Geotechnical Special Publication vol. 1, no. 75, p. 66-78.

Yeats, R. S., Graven, E. P., Werner, K. S., Goldfinger, C., and Popowski, T. A., 1996, *Tectonics of the Willamette Valley, Oregon*: *in* Roger, A. M., Walsh, T. J., Kockelman, W. J., and Priest, G. R., eds., *Assessing Earthquake Hazards and Reducing Risk in the Pacific Northwest; Volume 1*, U.S. Geological Survey (USGS), Professional Paper 1560, Document and Plates 1 to 3, p. 183-222.

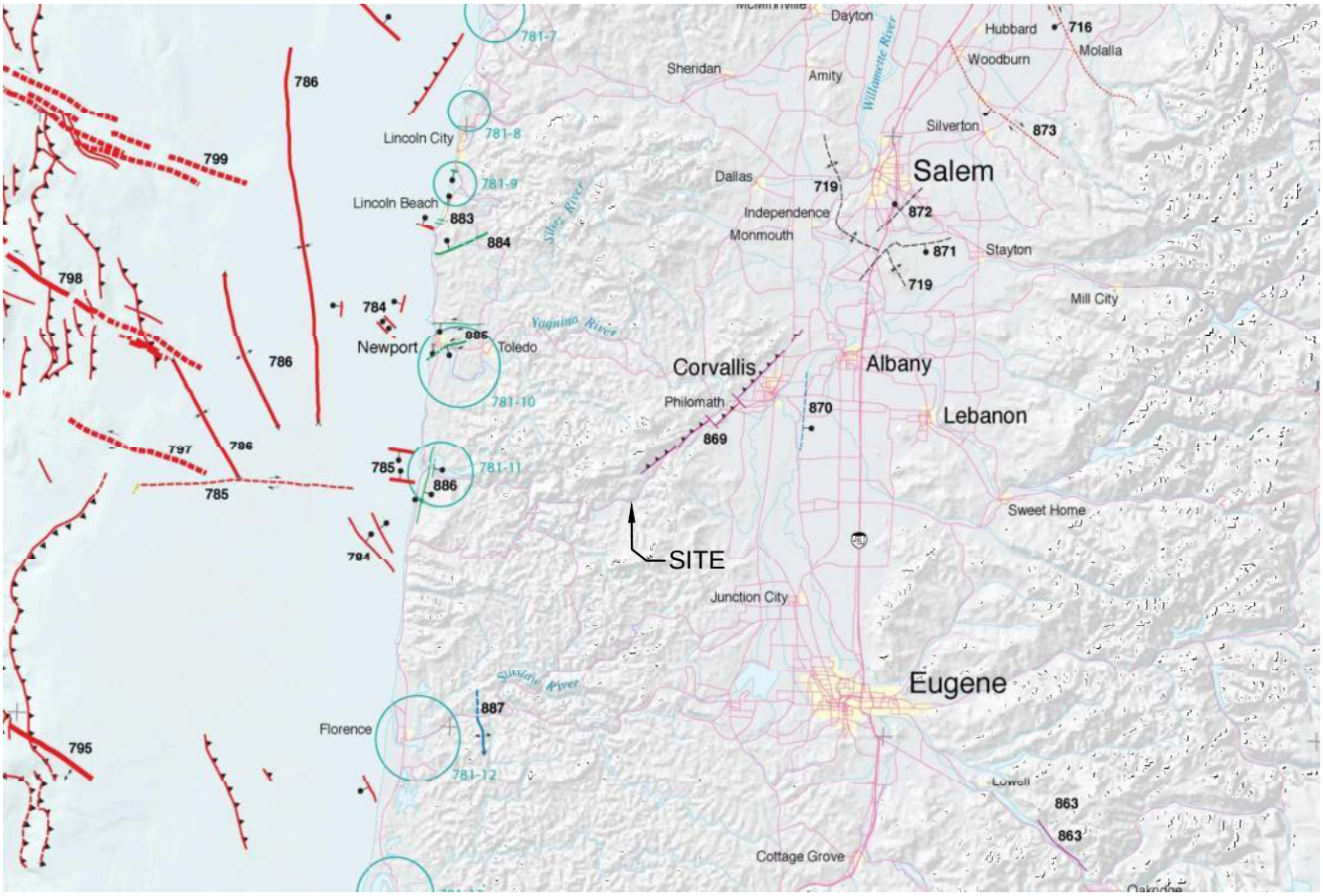

NOTES:

1. PORTION OF MAP BASED ON MAP OF QUATERNARY FAULTS AND FOLDS IN OREGON (PERSONIUS ET AL., 2003).
2. SEE SITE-SPECIFIC SEISMIC HAZARD STUDY FOR A DISCUSSION OF LOCAL FAULTING. FAULTS: #784= CASCADE FOLD AND FAULT BELT; #785= UNNAMED OFFSHORE; #869 = CORVALLIS; #870 = OWL CREEK; #871 = TURNER AND MILL CREEK; #883= SILETZ BAY; #884 = CAPE FOULWEATHER; #885 = YAQUINA; AND #886 = WALDPORT.
3. MAP IS NOT TO SCALE.

MAP LEGEND:

TIME OF MOST RECENT SURFACE RUPTURE
- Holocene (<10,000 years) or post last glaciation (<15,000 years); no historic ruptures in Oregon to date
- Late Quaternary (<130,000 years; post penultimate glaciation)
- Late and middle Quaternary (<750,000 years)
- Quaternary, undifferentiated (<1,600,000 years)
- Class B structure (age or origin uncertain)

SLIP RATE
- >5mm/year
- 1.0-5.0 mm/year
- 0.2-1.0 mm/year
- <0.2mm/year

TRACE
- Mostly continuous at map scale
- Mostly discontinuous at map scale
- Inferred or concealed

STRUCTURE TYPE & RELATED FEATURES
- Normal or high-angle reverse fault
- Strike-slip fault
- Thrust fault
- Anticlinal fold
- Synclinal fold
- Monoclinal fold
- Plunge direction of fold
- Fault section marker

CULTURAL AND GEOGRAPHIC FEATURES
- Divided highway
- Primary or secondary road
- Permanent river or stream
- Intermittent river or stream
- Permanent or intermittent lake

DETAILED STUDY SITES
- 731-2 Trench site
- 781-2 Subsuction zone study site

Foundation Engineering, Inc.
Professional Geotechnical Services

QUARTERNARY CRUSTAL FAULT MAP

ALSEA SCHOOL DISTRICT
BUILDING RENOVATIONS & ADDITIONS
ALSEA, OREGON

FIGURE NO.
1D

PROJECT NO.	DATE:	DRAWN BY:
2211018	Apr. 1, 2021	BKR

APPENDIX C

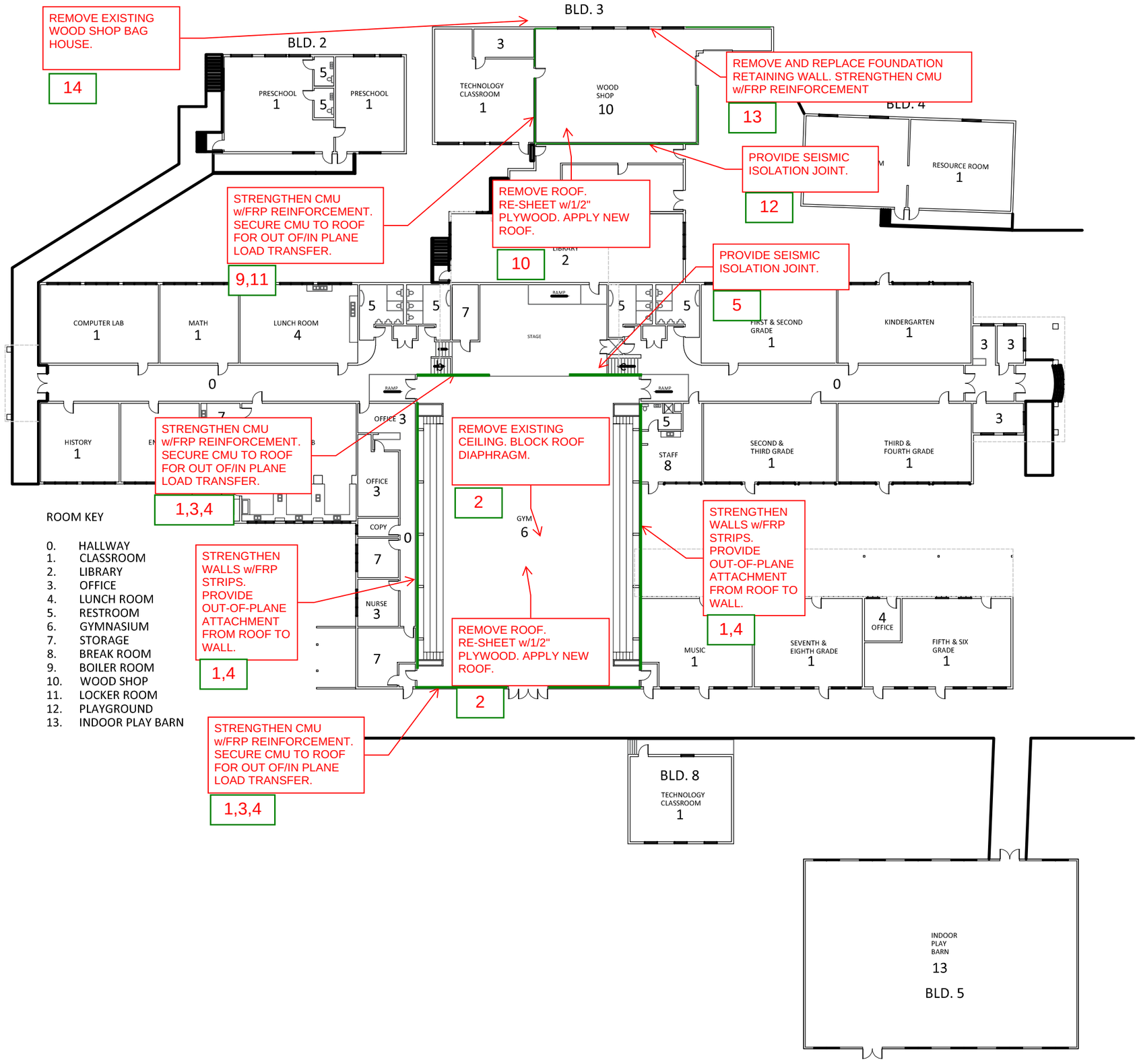

ROOM KEY

0. HALLWAY
1. CLASSROOM
2. LIBRARY
3. OFFICE
4. LUNCH ROOM
5. RESTROOM
6. GYMNASIUM
7. STORAGE
8. BREAK ROOM
9. BOILER ROOM
10. WOOD SHOP
11. LOCKER ROOM
12. PLAYGROUND
13. INDOOR PLAY BARN

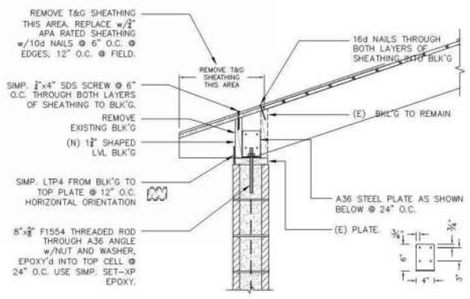
REMOVE T&G SHEATHING THIS AREA. REPLACE w/½" APA RATED SHEATHING w/10d NAILS @ 6" O.C. @ EDGES, 12" O.C. @ FIELD.
REMOVE T&G SHEATHING THIS AREA
16d NAILS THROUGH BOTH LAYERS OF SHEATHING INTO BLK'G
SIMP. ¼"x4" SDS SCREW @ 6" O.C. THROUGH BOTH LAYERS OF SHEATHING TO BLK'G.
(E) BLK'G TO REMAIN
REMOVE EXISTING BLK'G
(N) 1¾" SHAPED LVL BLK'G
SIMP. LTP4 FROM BLK'G TO TOP PLATE @ 12" O.C. HORIZONTAL ORIENTATION
A36 STEEL PLATE AS SHOWN BELOW @ 24" O.C.
8"x⅜" F1554 THREADED ROD THROUGH A36 ANGLE w/NUT AND WASHER, EPOXY'd INTO TOP CELL @ 24" O.C. USE SIMP. SET-XP EPOXY.
(E) PLATE.
¾"
¾"
6"
4"

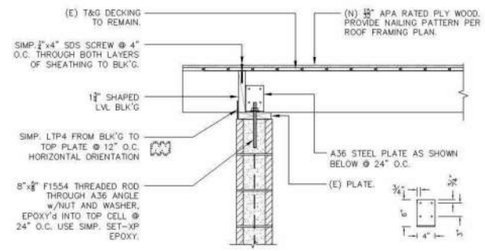
(E) T&G DECKING TO REMAIN.
(N) 15/32" APA RATED PLY WOOD. PROVIDE NAILING PATTERN PER ROOF FRAMING PLAN.
SIMP. ¼"x4" SDS SCREW @ 4" O.C. THROUGH BOTH LAYERS OF SHEATHING TO BLK'G.
1¾" SHAPED LVL BLK'G
SIMP. LTP4 FROM BLK'G TO TOP PLATE @ 12" O.C. HORIZONTAL ORIENTATION
A36 STEEL PLATE AS SHOWN BELOW @ 24" O.C.
8"x⅜" F1554 THREADED ROD THROUGH A36 ANGLE w/NUT AND WASHER, EPOXY'd INTO TOP CELL @ 24" O.C. USE SIMP. SET-XP EPOXY.
(E) PLATE.
¾"
¾"
6"
4"

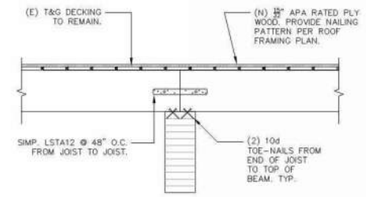
(E) T&G DECKING TO REMAIN.
(N) 15/32" APA RATED PLY WOOD. PROVIDE NAILING PATTERN PER ROOF FRAMING PLAN.
SIMP. LSTA12 @ 48" O.C. FROM JOIST TO JOIST.
(2) 10d TOE-NAILS FROM END OF JOIST TO TOP OF BEAM. TYP.

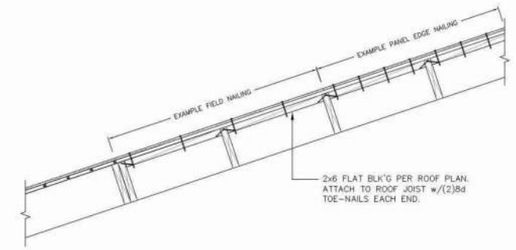
EXAMPLE PANEL EDGE NAILING
EXAMPLE FIELD NAILING
2x6 FLAT BLK'G PER ROOF PLAN. ATTACH TO ROOF JOIST w/(2)8d TOE-NAILS EACH END.

APPENDIX D

Project: Alsea K-12 Seismic Upgrade

Estimate Date: 25-Jan-2022

DESIGN & PRECONSTRUCTION COSTS		
	Item	**Cost of Work**
	Architectural	$ 24,000.00
	Structural	$ 180,000.00
	Geotechnical	$ 6,500.00
	Materials Testing	$ 9,000.00
	Contractor Preconstruction	$ 30,000.00
	TOTAL PRE-CONSTRUCTION	$ 249,500.00

CONSTRUCTION COSTS				
Division #	**Division Name (Sub Name)**			**Cost of Work**
01	General Requirements			$ 208,923.90
	General Conditions	10%	$ 208,923.90	
02	Existing Conditions			$ 59,000.00
	Gym floor protection		$ 15,000.00	
	Gym ceiling demolition		$ 10,000.00	
	Retaining Wall Demolition		$ 18,000.00	
	Roof Demolition		$ 16,000.00	
03	Concrete			$ 271,520.00
	Gym Wall FRP Rehab		$ 101,520.00	
	Wood Shop FRP Rehab		$ 75,000.00	
	New retaining wall at wood work shop		$ 95,000.00	
	- Includes temporary shoring of roof/wall			
04	Masonry			$ 130,000.00
	Gym Gable Wall FRP		$ 36,000.00	
	Woodwork shop FRP rehab		$ 94,000.00	
06	Wood, Plastics, and Composites			$ 310,000.00
	Gym roof sheathing		$ 79,000.00	
	In/Out of Plane Connections for CMU Walls		$ 56,000.00	
	In/Out of Plane Connections for Concrete Walls		$ 40,000.00	
	Uplift connections at all wood roof joists		$ 42,000.00	
	Uplift connections at all hand built wood trusses		$ 28,000.00	
	Glulam Tudor Arch Strengthening		$ 65,000.00	
07	Thermal and Moisture Protection			$ 189,000.00
	New roofing at gym		$ 117,000.00	
	New roofing at wood shop/cafeteria		$ 72,000.00	
09	Finishes			$ 333,000.00
	Gypsum Board repairs		$ 38,000.00	
	Replace Acoustical Panels at Gymnasium		$ 120,000.00	
	Painting of gym, classroom, office walls		$ 175,000.00	
10	Specialties			$ 70,000.00
	Miscellaneous specialties		$ 70,000.00	
22	Plumbing			$ 15,000.00
	Miscellaneous plumbing bracing		$ 15,000.00	
23	HVAC			$ 15,000.00
	Miscellaneous HVAC bracing		$ 15,000.00	
26	Electrical, Fire Alarm			$ 15,000.00

	Miscellaneous electrical bracing		$ 15,000.00	
31	Earthwork			$ 35,000.00
	New foundations for retaining wall		$ 35,000.00	
		SUBTOTAL		$ 1,616,443.90

		Rate		Cost
	Insurance, Builder's Risk	1.43%		$ 29,876.12
	Payment/Performance Bond	1.20%		$ 25,070.87
	Washington B&O Tax	0.00%		$ -
	BOLI/Prevailing Wage Fee	0.00%		$ -
	State Tax	0.00%		$ -
	Contingency	15.00%		$ 313,385.80
	Fee	5.00%		$ 104,461.94
	SUBTOTAL (Preconstruction + Construction)			$ 2,338,739.00

APPENDIX E

Oregon Seismic Rehabilitation Grant Application: Benefit-Cost Analysis

Entity:	Alsea School District		
Point of Contact	Marc Thielman		
Telephone:	541-487-4305		
E-Mail:	marc.thielman@alsea.k12.or.us		
BCA File Name:	BCA File Alse K-12	BCA Date:	

Building Name:	Alsea K-12
Site ID:	Alsea_sch
Facility Use:	School

Is the Building in the Oregon BCA Tool Database: Yes or No? **No**

How Many Structurally Different Building Parts Are There?

User-Defined	Database
5	Not Listed

Unique Building ID Number	Building Part Square Footage	Percent of Total SF	Percent of Occupancy	Percent of Operating Budget	Building Part Being Retrofitted?
Alsea_schA	6,650	19.83%	20.00%	20.00%	Yes
Alsea_schB	10,495	31.30%	31.00%	31.00%	No
Alsea_schC	9,450	28.18%	28.00%	28.00%	No
Alsea_schD	4,020	11.99%	12.00%	12.00%	Yes
Alsea_schE	2,920	8.71%	9.00%	9.00%	No
Totals:	33,535	100.00%	100.00%	100.00%	

Seismic Retrofit Cost Estimate per SRGP Application: **$2,338,739**

Benefit-Cost Analysis: Summary Results
Alsea K-12

Building Part	Benefits
Alsea_schA	$2,025,028
Alsea_schB	
Alsea_schC	
Alsea_schD	$1,126,929
Alsea_schE	
Total Benefits	**$3,151,957**
Total Cost	**$2,338,739**
Benefit-Cost Ratio	**1.348**

Benefits by Category Avoided Damages and Losses	
Building Damage	$479,932
Contents Damage	$119,983
Displacement Costs	$46,258
Loss of Function Costs	$34,557
Casualties	$2,471,228
Total	**$3,151,957**

Occupancy Data

For benefit-cost analysis, the average occupancy on a 24/7/365 basis is used for casualty calculations.
Enter data below ONLY for the occupancy categories applicable to this building - all other green cell entries should be left blank.
There are entries below for: employees, visitors, students, meetings or special events and patients.

NOTE: for buildings with similar occupancies each month, complete the tables on the left side only.

NOTE: For buildings with different summer occupancies, complete the tables both on the left and right sides. If this does not apply, enter "0" for number of summer months

Employees: 12 Months per Year or Academic Year for Schools				
Day of Week	**Time of Day**	**Hours per Day**	**Average Employees in Building**	**Calculated 24/7/365 Occupancy**
Monday - Friday	Day	8.5	73	14.580
Monday - Friday	Evening	8	15	2.820
Monday - Friday	Night			
Saturday	Day			
Saturday	Evening			
Saturday	Night			
Sunday	Day			
Sunday	Evening			
Sunday	Night			
			Subtotal:	**17.399**

Employees: Summer Months			Number of Months:	2.5
Day of Week	**Time of Day**	**Hours per Day**	**Average Employees in Building**	**Calculated 24/7/365 Occupancy**
Monday - Friday	Day	8.5	23	1.209
Monday - Friday	Evening	8	3	0.148
Monday - Friday	Night			
Saturday	Day			
Saturday	Evening			
Saturday	Night			
Sunday	Day			
Sunday	Evening			
Sunday	Night			
			Subtotal:	**1.357**

Visitors: 12 Months per Year or Academic Year for Schools			
Day of Week	**Average Number of Visitors Per Day**	**Average Time in Building (Minutes)**	**Calculated 24/7/365 Occupancy**
Monday - Friday	40	30	0.470
Saturday			
Sunday			
		Subtotal:	**0.470**

Visitors: Summer Months		Number of Months:	2.5
Day of Week	**Average Number of Visitors Per Day**	**Average Time in Building (Minutes)**	**Calculated 24/7/365 Occupancy**
Monday - Friday	10	30	0.031
Saturday			
Sunday			
		Subtotal:	**0.031**

K-12 Students: Academic Year	
Average Daily Number of Students:	**221**
Hours per Day:	**8.5**
Days per Year:	**155**
Calculated 24/7/365 Occupancy:	**33.238**

K-12 Students: Summer School	
Average Daily Number of Students:	**5**
Hours per Day:	**4**
Days per Year:	**28**
Calculated 24/7/365 Occupancy:	**0.064**

College Students: Academic Year				
Number of Weeks per Year of Classes:				
Course	**Class Duration (hours)**	**Number of Class Periods per Week**	**Average Number of Students per Class**	**Calculated 24/7/365 Occupancy**
1 Hr. Courses	1			
1.5 Hr. Courses	1.5			
2 Hr. Courses	2			
3 Hr. Courses	3			
Other	N/A			
Other	N/A			
			Subtotal:	

College Students: Summer School				
Number of Weeks per Year of Classes:				
Course	**Class Duration (hours)**	**Number of Class Periods per Week**	**Average Number of Students per Class**	**Calculated 24/7/365 Occupancy**
1 Hr. Courses	1			
1.5 Hr. Courses	1.5			
2 Hr. Courses	2			
3 Hr. Courses	3			
Other	N/A			
Other	N/A			
			Subtotal:	

Occupancy Data

Meetings, Sports Events etc.				
Event	Events per Year	People per Event	Average Duration per Event (hours)	Calculated 24/7/365 Occupancy
Open House	1	75	2	0.017
Volleyball Varsity	10	100	3	0.342
Volleyball MS	8	100	3	0.274
Football Varsity	5	150	5	0.428
Football MS	4	120	4	0.219
Basketball Varsity	22	100	5	1.256
Basketball MS	12	100	3	0.411
Christmas Concert	1	250	2	0.057
Spring Concert	1	250	2	0.057
Student lead Conf	2	150	16	0.548
Track Varsity	2	50	5	0.057
Track MS	2	35	5	0.040
Homecoming Dinner	1	275	3	0.094
Public use	5	125	3	0.214
School Board Mtg	12	25	2	0.068
Book Fair	1	50	16	0.091
Senior Banquet	1	75	4	0.034
Awards Nighta	3	150	1	0.051
Graduation HS	1	300	2	0.068
Graduation 8th	1	200	2	0.046
Blood Drive	2	95	6	0.130
			Subtotal:	**4.505**

Patients			
		Total Number of In-Patient Beds:	
		Average Daily Number of In-Patients	
		Average Percentage Occupancy	
Day of Week	**Average Number of Out-Patients per Day**	**Average Time in Building (Hours)**	**Calculated 24/7/365 Occupancy**
Monday - Friday			
Saturday			
Sunday			
		Out-Patients:	
		In-Patients:	
		Total Patients:	

Occupancy Data

SUMMARY OCCUPANCY DATA:
Average 24/7/365 Occupancy

Occupancy Category	12 Months or Academic Year	Summer
Employees	17.399	1.357
Visitors	0.470	0.031
Students: K-12	33.238	0.064
Students: College		
Meetings & Special Events	4.505	N/A
Patients		N/A
Subtotals:	55.612	1.452
Avg 24/7/365 Occupancy:	57.064	

DATA DOCUMENTATION: OCCUPANCY	
Provide brief documentation below and/or references to other documents included with your application (with page number), for the sources of the occupancy data and estimates.	
Employees: Numbers	Business/HR Information System
Employees: Hours Per Day	Business/HR Information System
Visitors: Number Per Day	Visitor Log Book
Visitors: Average Time in Building	Estimation was built off and average of listed IN/OUT times
K-12 Students: Number	Student Information System Data
K-12 Students: Hours Per Day	Sudent Information System Data
K-12 Students: Days Per Year	Posted Academic Calendar
Additional Comments Re: above Occupancy Data	
College Student Occupancy Data	

Meetings, Sports Events and Other Special Events	
NOTES:	It is NOT necessary to provide separate documentation for every special event listed. Rather, provide an Overview Statement of the sources of special event occupancy estimates.
	Provide specific documentation for high occupancy events or very frequent events with high Calculated 24/7/365 Occupancy, especially for occupancies that appear "unusual" or potentially "out of bounds."
Overview Statement Re: Sources of Special Events Occupancy Estimates	

Hospital Patient Data	
Number of Patient Beds	
Average Daily Number of In-Patients	
Average Daily Number of Out-Patients	
Average Time in Building for Out-Patients	

College Student Occupancy Data

These tables calculate the inputs required to determine the average 24/7/365 occupancy for the classes in the building. The tables are organized by course duration (1 hr, 1.5 hr, etc) with two additional tables provided to capture different course lengths.

Do not duplicate information that has already been provided on the Occupancy worksheet.

Instructions

Enter requested course data into the green shaded cells. Tables for the Academic Year are in Row 9, Tables for Summer School are in Row 64. Use the Other / Additional Courses tables for class durations that aren't specified elsewhere or if additional space is required.

Occupancy data entered on this page are generally available for and entered for the entire school or facility and then allocated to building parts on the Main Page

However, if you enter data on the Main Page for only parts of a facility, then the occupancy data on this page <u>must</u> also be <u>only</u> for those facility parts entered on the Main Page.

See: USER GUIDE PAGES 16-17 for further guidance

Academic Year: 1 Hour Courses

Course Name	Class Duration (hours)	Number of Class Periods per Week	Average Number of Students per Class	Student Hours per Week
	1			0.0
	1			0.0
	1			0.0
	1			0.0
	1			0.0
	1			0.0
	1			0.0
	1			0.0
	1			0.0
	1			0.0
	1			0.0
	1			0.0
	1			0.0
	1			0.0
	1			0.0
	1			0.0
	1			0.0
	1			0.0
	1			0.0
	1			0.0
	1			0.0
	1			0.0
	1			0.0
	1			0.0
	1			0.0
	1			0.0
	1			0.0
	1			0.0
	1			0.0
	1			0.0
	1			0.0
	1			0.0
	1			0.0
	1			0.0
	1			0.0
	1			0.0
	1			0.0
	1			0.0
	1			0.0
	1			0.0
	1			0.0
	1			0.0
	1			0.0
	1			0.0
	1			0.0
	1			0.0
	1			0.0
	1			0.0
	1			0.0
	1			0.0
	Totals:	0	0.00	0.0

Academic Year: 1.5 Hour Courses

Course Name	Class Duration (hours)	Number of Class Periods per Week	Average Number of Students per Class	Student Hours per Week
	1.5			0.0
	1.5			0.0
	1.5			0.0
	1.5			0.0
	1.5			0.0
	1.5			0.0
	1.5			0.0
	1.5			0.0
	1.5			0.0
	1.5			0.0
	1.5			0.0
	1.5			0.0
	1.5			0.0
	1.5			0.0
	1.5			0.0
	1.5			0.0
	1.5			0.0
	1.5			0.0
	1.5			0.0
	1.5			0.0
	1.5			0.0
	1.5			0.0
	1.5			0.0
	1.5			0.0
	1.5			0.0
	1.5			0.0
	1.5			0.0
	1.5			0.0
	1.5			0.0
	1.5			0.0
	1.5			0.0
	1.5			0.0
	1.5			0.0
	1.5			0.0
	1.5			0.0
	1.5			0.0
	1.5			0.0
	1.5			0.0
	1.5			0.0
	1.5			0.0
	1.5			0.0
	1.5			0.0
	1.5			0.0
	1.5			0.0
	1.5			0.0
	1.5			0.0
	1.5			0.0
	1.5			0.0
	1.5			0.0
	1.5			0.0
	Totals:	0	0.00	0.0

Academic Year: 2 Hour Courses

Course Name	Class Duration (hours)	Number of Class Periods per Week	Average Number of Students per Class	Student Hours per Week
	2			0.0
	2			0.0
	2			0.0
	2			0.0
	2			0.0
	2			0.0
	2			0.0
	2			0.0
	2			0.0
	2			0.0
	2			0.0
	2			0.0
	2			0.0
	2			0.0
	2			0.0
	2			0.0
	2			0.0
	2			0.0
	2			0.0
	2			0.0
	2			0.0
	2			0.0
	2			0.0
	2			0.0
	2			0.0
	2			0.0
	2			0.0
	2			0.0
	2			0.0
	2			0.0
	2			0.0
	2			0.0
	2			0.0
	2			0.0
	2			0.0
	2			0.0
	2			0.0
	2			0.0
	2			0.0
	2			0.0
	2			0.0
	2			0.0
	2			0.0
	2			0.0
	2			0.0
	2			0.0
	2			0.0
	2			0.0
	2			0.0
	2			0.0
	Totals:	0	0.00	0.0

Academic Year: 3 Hour Courses

Course Name	Class Duration (hours)	Number of Class Periods per Week	Average Number of Students per Class	Student Hours per Week
	3			0.0
	3			0.0
	3			0.0
	3			0.0
	3			0.0
	3			0.0
	3			0.0
	3			0.0
	3			0.0
	3			0.0
	3			0.0
	3			0.0
	3			0.0
	3			0.0
	3			0.0
	3			0.0
	3			0.0
	3			0.0
	3			0.0
	3			0.0
	3			0.0
	3			0.0
	3			0.0
	3			0.0
	3			0.0
	3			0.0
	3			0.0
	3			0.0
	3			0.0
	3			0.0
	3			0.0
	3			0.0
	3			0.0
	3			0.0
	3			0.0
	3			0.0
	3			0.0
	3			0.0
	3			0.0
	3			0.0
	3			0.0
	3			0.0
	3			0.0
	3			0.0
	3			0.0
	3			0.0
	3			0.0
	3			0.0
	3			0.0
	3			0.0
	Totals:	0	0.00	0.0

Academic Year: Other / Additional Courses

Course Name	Class Duration (hours)	Number of Class Periods per Week	Average Number of Students per Class	Student Hours per Week
				0.0
				0.0
				0.0
				0.0
				0.0
				0.0
				0.0
				0.0
				0.0
				0.0
				0.0
				0.0
				0.0
				0.0
				0.0
				0.0
				0.0
				0.0
				0.0
				0.0
				0.0
				0.0
				0.0
				0.0
				0.0
				0.0
				0.0
				0.0
				0.0
				0.0
				0.0
				0.0
				0.0
				0.0
				0.0
				0.0
				0.0
				0.0
				0.0
				0.0
				0.0
				0.0
				0.0
				0.0
				0.0
				0.0
				0.0
				0.0
				0.0
				0.0
	Totals:	0	0.00	0.0

Academic Year: Other / Additional Courses

Course Name	Class Duration (hours)	Number of Class Periods per Week	Average Number of Students per Class	Student Hours per Week
				0.0
				0.0
				0.0
				0.0
				0.0
				0.0
				0.0
				0.0
				0.0
				0.0
				0.0
				0.0
				0.0
				0.0
				0.0
				0.0
				0.0
				0.0
				0.0
				0.0
				0.0
				0.0
				0.0
				0.0
				0.0
				0.0
				0.0
				0.0
				0.0
				0.0
				0.0
				0.0
				0.0
				0.0
				0.0
				0.0
				0.0
				0.0
				0.0
				0.0
				0.0
				0.0
				0.0
				0.0
				0.0
				0.0
				0.0
				0.0
				0.0
				0.0
	Totals:	0	0.00	0.0

Summer School: 1 Hour Courses

Course Name	Class Duration (hours)	Number of Class Periods per Week	Average Number of Students per Class	Student Hours per Week
	1			0.0
	1			0.0
	1			0.0
	1			0.0
	1			0.0
	1			0.0
	1			0.0
	1			0.0
	1			0.0
	1			0.0
	1			0.0
	1			0.0
	1			0.0
	1			0.0
	1			0.0
	1			0.0
	1			0.0
	1			0.0
	1			0.0
	1			0.0
	1			0.0
	1			0.0
	1			0.0
	1			0.0
	1			0.0
	1			0.0
	1			0.0
	1			0.0
	1			0.0
	1			0.0
	1			0.0
	1			0.0
	1			0.0
	1			0.0
	1			0.0
	1			0.0
	1			0.0
	1			0.0
	1			0.0
	1			0.0
	1			0.0
	1			0.0
	1			0.0
	1			0.0
	1			0.0
	1			0.0
	1			0.0
	1			0.0
	1			0.0
	1			0.0
	Totals:	0	0.00	0.0

Summer School: 1.5 Hour Courses

Course Name	Class Duration (hours)	Number of Class Periods per Week	Average Number of Students per Class	Student Hours per Week
	1.5			0.0
	1.5			0.0
	1.5			0.0
	1.5			0.0
	1.5			0.0
	1.5			0.0
	1.5			0.0
	1.5			0.0
	1.5			0.0
	1.5			0.0
	1.5			0.0
	1.5			0.0
	1.5			0.0
	1.5			0.0
	1.5			0.0
	1.5			0.0
	1.5			0.0
	1.5			0.0
	1.5			0.0
	1.5			0.0
	1.5			0.0
	1.5			0.0
	1.5			0.0
	1.5			0.0
	1.5			0.0
	1.5			0.0
	1.5			0.0
	1.5			0.0
	1.5			0.0
	1.5			0.0
	1.5			0.0
	1.5			0.0
	1.5			0.0
	1.5			0.0
	1.5			0.0
	1.5			0.0
	1.5			0.0
	1.5			0.0
	1.5			0.0
	1.5			0.0
	1.5			0.0
	1.5			0.0
	1.5			0.0
	1.5			0.0
	1.5			0.0
	1.5			0.0
	1.5			0.0
	1.5			0.0
	1.5			0.0
	1.5			0.0
	Totals:	0	0.00	0.0

Summer School: 2 Hour Courses

Course Name	Class Duration (hours)	Number of Class Periods per Week	Average Number of Students per Class	Student Hours per Week
	2			0.0
	2			0.0
	2			0.0
	2			0.0
	2			0.0
	2			0.0
	2			0.0
	2			0.0
	2			0.0
	2			0.0
	2			0.0
	2			0.0
	2			0.0
	2			0.0
	2			0.0
	2			0.0
	2			0.0
	2			0.0
	2			0.0
	2			0.0
	2			0.0
	2			0.0
	2			0.0
	2			0.0
	2			0.0
	2			0.0
	2			0.0
	2			0.0
	2			0.0
	2			0.0
	2			0.0
	2			0.0
	2			0.0
	2			0.0
	2			0.0
	2			0.0
	2			0.0
	2			0.0
	2			0.0
	2			0.0
	2			0.0
	2			0.0
	2			0.0
	2			0.0
	2			0.0
	2			0.0
	2			0.0
	2			0.0
	2			0.0
	2			0.0
	Totals:	0	0.00	0.0

Summer School: 3 Hour Courses

Course Name	Class Duration (hours)	Number of Class Periods per Week	Average Number of Students per Class	Student Hours per Week
	3			0.0
	3			0.0
	3			0.0
	3			0.0
	3			0.0
	3			0.0
	3			0.0
	3			0.0
	3			0.0
	3			0.0
	3			0.0
	3			0.0
	3			0.0
	3			0.0
	3			0.0
	3			0.0
	3			0.0
	3			0.0
	3			0.0
	3			0.0
	3			0.0
	3			0.0
	3			0.0
	3			0.0
	3			0.0
	3			0.0
	3			0.0
	3			0.0
	3			0.0
	3			0.0
	3			0.0
	3			0.0
	3			0.0
	3			0.0
	3			0.0
	3			0.0
	3			0.0
	3			0.0
	3			0.0
	3			0.0
	3			0.0
	3			0.0
	3			0.0
	3			0.0
	3			0.0
	3			0.0
	3			0.0
	3			0.0
	3			0.0
	3			0.0
	Totals:	0	0.00	0.0

Summer School: Other / Additional Courses

Course Name	Class Duration (hours)	Number of Class Periods per Week	Average Number of Students per Class	Student Hours per Week
				0.0
				0.0
				0.0
				0.0
				0.0
				0.0
				0.0
				0.0
				0.0
				0.0
				0.0
				0.0
				0.0
				0.0
				0.0
				0.0
				0.0
				0.0
				0.0
				0.0
				0.0
				0.0
				0.0
				0.0
				0.0
				0.0
				0.0
				0.0
				0.0
				0.0
				0.0
				0.0
				0.0
				0.0
				0.0
				0.0
				0.0
				0.0
				0.0
				0.0
				0.0
				0.0
				0.0
				0.0
				0.0
				0.0
				0.0
				0.0
				0.0
				0.0
	Totals:	0	0.00	0.0

Summer School: Other / Additional Courses

Course Name	Class Duration (hours)	Number of Class Periods per Week	Average Number of Students per Class	Student Hours per Week
				0.0
				0.0
				0.0
				0.0
				0.0
				0.0
				0.0
				0.0
				0.0
				0.0
				0.0
				0.0
				0.0
				0.0
				0.0
				0.0
				0.0
				0.0
				0.0
				0.0
				0.0
				0.0
				0.0
				0.0
				0.0
				0.0
				0.0
				0.0
				0.0
				0.0
				0.0
				0.0
				0.0
				0.0
				0.0
				0.0
				0.0
				0.0
				0.0
				0.0
				0.0
				0.0
				0.0
				0.0
				0.0
				0.0
				0.0
				0.0
				0.0
				0.0
	Totals:	0	0.00	0.0

Building Part C: Data for Benefit-Cost Analysis

Building Name:	**Alsea K-12**
Building ID:	**Alsea_schC**
Building Part Name / Description:	**West Wing**

Evaluation for Building Part C

Seismic Hazard Data		
Region of Seismicity	High	
PGA Ground Motion (g)	2% in 50 year	0.525
	5% in 50 year	0.362
	10% in 50 year	0.250
	20% in 50 year	0.120
Spectral Accelerations (g)	S_{xs}, 2% in 50 year	1.162
	S_{x1}, 2% in 50 year	0.754
	S_{xs}, 10% in 50 year	0.558
	S_{x1}, 10% in 50 year	0.333

Data Entry Item	User Entered Values	Default Values	Used for BCA
Site Data			
County	Benton		Benton
Decimal Latitude	44.38071		44.38071
Decimal Longitude	123.59466		123.59466
Soil Type	D		D
Construction Data			
Primary Structure Type (FEMA 154)	C1		C1
Number of Stories	1		1
Year Built	1950		1950
Rapid Visual Screening Data			
Severe Vertical Irregularity	No		No
Moderate Vertical Irregularity	Yes		Yes
Plan Irregularity	Yes		Yes
Pre-Code	Yes		Yes
Post-Benchmark	No		No
Building Data			
Historic Importance		None	None
Historic Adjustment Modifier	N/A	N/A	1.00
Building Square Footage - SF	9,450	N/A	9,450
Building Replacement - $/SF	$360.00	$360.00	$360.00
Building Replacement Value - $	N/A	N/A	$3,402,000
Historic Building Replacement - $/SF	N/A	N/A	$360.00
Historic Building Replacement Value - $	N/A	N/A	$3,402,000
Contents Value - % of Building Value		25%	25%
Displacement Costs - $/SF/month		$2.50	$2.50
Displacement Costs - One Time		$3.00	$3.00
Average Annual Occupancy	15.98	16.08	15.98
Annual Operating Budget	$2,294,134	$2,308,843	$2,294,134
Seismic Fragility Curves			
Before Mitigation			
Slight Damage State		0.08	0.08
Moderate Damage State		0.10	0.10
Extensive Damage State		0.17	0.17
Complete Damage State		0.30	0.30
Beta		0.66	0.66
After Mitigation			
Retrofit Building Type	C1	C2	C1
Retrofit Performance Objective	IO	LS	IO
Slight Damage State		0.08	0.08
Moderate Damage State		0.10	0.10
Extensive Damage State		0.17	0.17

Complete Damage State		0.30	0.30
Beta		0.66	0.66

Data Documentation: Building Part C	
Provide brief documentation below and/or references to other documents included with your application (with page number), but ONLY for data entries in Column C, which replace the default values in Column D.	
Soil Type	
Primary Structure Type	
Number of Stories	
Year Built	
Severe Vertical Irregularity	
Moderate Vertical Irregularity	
Plan Irregularity	
Pre-Code	
Post-Benchmark	
Historic Importance (if not none)	
Building Square Footage	
Building Replacement Value $/SF	
Contents Value % of Building Value	
Displacement Costs One Time	
Displacement Costs $/SF/month	
Fragility Curve Parameters Before Mitigation	
Fragility Curve Parameters After Mitigation	
Other Comments	

Building Part D: Data for Benefit-Cost Analysis

Building Name:	**Alsea K-12**
Building ID:	**Alsea_schD**
Building Part Name / Description:	**Wood Shop**

Evaluation for Building Part D

Seismic Hazard Data		
Region of Seismicity	High	
PGA Ground Motion (g)	2% in 50 year	0.525
	5% in 50 year	0.362
	10% in 50 year	0.250
	20% in 50 year	0.120
Spectral Accelerations (g)	S_{xs}, 2% in 50 year	1.162
	S_{x1}, 2% in 50 year	0.754
	S_{xs}, 10% in 50 year	0.558
	S_{x1}, 10% in 50 year	0.333

Data Entry Item	User Entered Values	Default Values	Used for BCA
Site Data			
County	Benton		Benton
Decimal Latitude	44.38071		44.38071
Decimal Longitude	123.59466		123.59466
Soil Type	D		D
Construction Data			
Primary Structure Type (FEMA 154)	URM		URM
Number of Stories	1		1
Year Built	1950		1950
Rapid Visual Screening Data			
Severe Vertical Irregularity	No		No
Moderate Vertical Irregularity	Yes		Yes
Plan Irregularity	Yes		Yes
Pre-Code	Yes		Yes
Post-Benchmark	No		No
Building Data			
Historic Importance		None	None
Historic Adjustment Modifier	N/A	N/A	1.00
Building Square Footage - SF	4,020	N/A	4,020
Building Replacement - $/SF	$360.00	$360.00	$360.00
Building Replacement Value - $	N/A	N/A	$1,447,200
Historic Building Replacement - $/SF	N/A	N/A	$360.00
Historic Building Replacement Value - $	N/A	N/A	$1,447,200
Contents Value - % of Building Value		25%	25%
Displacement Costs - $/SF/month		$2.50	$2.50
Displacement Costs - One Time		$3.00	$3.00
Average Annual Occupancy	6.85	6.84	6.85
Annual Operating Budget	$983,200	$982,174	$983,200
Seismic Fragility Curves			
Before Mitigation			
Slight Damage State		0.11	0.11
Moderate Damage State		0.14	0.14
Extensive Damage State		0.21	0.21
Complete Damage State		0.31	0.31
Beta		0.66	0.66
After Mitigation			
Retrofit Building Type	RM1	C2	RM1
Retrofit Performance Objective	LS	LS	LS
Slight Damage State		0.29	0.29
Moderate Damage State		0.44	0.44
Extensive Damage State		0.88	0.88

Complete Damage State		1.49	1.49
Beta		0.62	0.62

Data Documentation: Building Part D	
Provide brief documentation below and/or references to other documents included with your application (with page number), but ONLY for data entries in Column C, which replace the default values in Column D.	
Soil Type	
Primary Structure Type	
Number of Stories	
Year Built	
Severe Vertical Irregularity	
Moderate Vertical Irregularity	
Plan Irregularity	
Pre-Code	
Post-Benchmark	
Historic Importance (if not none)	
Building Square Footage	
Building Replacement Value $/SF	
Contents Value % of Building Value	
Displacement Costs One Time	
Displacement Costs $/SF/month	
Fragility Curve Parameters Before Mitigation	
Fragility Curve Parameters After Mitigation	
Other Comments	

Annual Operating Budget for this Facility

Employees:

	Classification	Number of FTEs[1]	Average Annual Salary per Employee	Total Benefits as Percent of Salary	Annual Salary and Benefits
1	Teachers	29.7	$57,766	43.36%	**$2,459,544**
2	Administration	11.5	$84,718	44.28%	**$1,405,661**
3	Suppot Staff	50.68	$30,585	43.26%	**$2,220,630**
4					**$0**
5					**$0**
6					**$0**
7					**$0**
8					**$0**
9					**$0**
10					**$0**
	Total Number of FTEs:	**91.88**		**Subtotal:**	**$6,085,835**

[1] FTEs: Full time equivalents

Other Building Expenses

Category		Annual Cost
Supplies		$889,977
Building Maintenance		$157,872
Utilities		$80,500
Insurance		$50,433
Rent		
Average Annual Capital Goods		$71,848
OTHER: specify below		
Percent of District Office/Headquarters Annual Operating Budget Attributed to This Building:	2.00%	**$11,790**
If rent is zero (building owned), a proxy rent is calculated automatically, based on the value of the building:		**$845,082**
	Subtotal:	**$2,107,502**

Total Building Annual Operating Budget:	**$8,193,337**

Annual Operating Budget for this Facility

For entities with multiple facilities, a fraction of the operating budget for a District Office of Headquarters building may be attributed to the building being retrofitted. That is, the annual operating budget for the building above may include part of the operating budget for the District Office or Headquarters Building. If so, complete the following tables:

District Office/Headquarters Building Employees

	Classification	Number of FTEs[1]	Average Annual Salary per Employee	Total Benefits as Percent of Salary	Annual Salary and Benefits
1	Administration	1	$137,696	44.28%	**$198,668**
2	Support Staff`	3	$69,278	43.26%	**$297,743**
3					**$0**
4					**$0**
5					**$0**
6					**$0**
7					**$0**
8					**$0**
9					**$0**
10					**$0**
	Total Number of FTEs:	**4.00**		**Subtotal:**	**$496,411**

District Office/Headquarters Building Expenses

Category		Annual Cost
Supplies		$834
Building maintenance		$3,200
Utilities		$1,610
Insurance		$1,008
Rent		$0
Average Annual Capital Goods		$0
OTHER: specify below		
Enter replacement value of building:	$1,234,567	
If rent is zero (building owned), a proxy rent is calculated		**$86,420**
	Subtotal:	**$93,072**

Total Annual Operating Budget for District Office/Headquarters Building:	**$589,482**

DOCUMENTATION: ANNUAL OPERATING BUDGET	
NOTE:	**The Annual Operating Budget is used as a "proxy" for the value of services provided from a building and is used to count the benefits of avoiding loss of service in future earthquake events.**
Operating Budget by Categories	
Percent of District Office or Headquarters Annual Operating Budget Attributed to the Facility	

Building Part A: Data for Benefit-Cost Analysis

Building Name:	**Alsea K-12**
Building ID:	**Alsea_schA**
Building Part Name / Description:	**Gymnasium**

Evaluation for Building Part A

Seismic Hazard Data		
Region of Seismicity	High	
PGA Ground Motion (g)	2% in 50 year	0.525
	5% in 50 year	0.362
	10% in 50 year	0.250
	20% in 50 year	0.120
Spectral Accelerations (g)	S_{xs}, 2% in 50 year	1.162
	S_{x1}, 2% in 50 year	0.754
	S_{xs}, 10% in 50 year	0.558
	S_{x1}, 10% in 50 year	0.333

Data Entry Item	User Entered Values	Default Values	Used for BCA
Site Data			
County	Benton		Benton
Decimal Latitude	44.38071		44.38071
Decimal Longitude	123.59466		123.59466
Soil Type	D		D
Construction Data			
Primary Structure Type (FEMA 154)	C1		C1
Number of Stories	1		1
Year Built	1950		1950
Rapid Visual Screening Data			
Severe Vertical Irregularity	No		No
Moderate Vertical Irregularity	Yes		Yes
Plan Irregularity	Yes		Yes
Pre-Code	Yes		Yes
Post-Benchmark	No		No
Building Data			
Historic Importance		None	None
Historic Adjustment Modifier	N/A	N/A	1.00
Building Square Footage - SF	6,650	N/A	6,650
Building Replacement - $/SF	$360.00	$360.00	$360.00
Building Replacement Value - $	N/A	N/A	$2,394,000
Historic Building Replacement - $/SF	N/A	N/A	$360.00
Historic Building Replacement Value - $	N/A	N/A	$2,394,000
Contents Value - % of Building Value		25%	25%
Displacement Costs - $/SF/month		$2.50	$2.50
Displacement Costs - One Time		$3.00	$3.00
Average Annual Occupancy	11.41	11.32	11.41
Annual Operating Budget	$1,638,667	$1,624,741	$1,638,667
Seismic Fragility Curves			
Before Mitigation			
Slight Damage State		0.08	0.08
Moderate Damage State		0.10	0.10
Extensive Damage State		0.17	0.17
Complete Damage State		0.30	0.30
Beta		0.66	0.66
After Mitigation			
Retrofit Building Type	C1	C2	C1
Retrofit Performance Objective	IO	LS	IO
Slight Damage State		0.28	0.28
Moderate Damage State		0.48	0.48
Extensive Damage State		1.02	1.02
Complete Damage State		1.96	1.96
Beta		0.62	0.62

Data Documentation: Building Part A	
Provide brief documentation below and/or references to other documents included with your application (with page number), but ONLY for data entries in Column C, which replace the default values in Column D.	
Soil Type	
Primary Structure Type	
Number of Stories	
Year Built	
Severe Vertical Irregularity	
Moderate Vertical Irregularity	
Plan Irregularity	
Pre-Code	
Post-Benchmark	
Historic Importance (if not none)	
Building Square Footage	
Building Replacement Value $/SF	
Contents Value % of Building Value	
Displacement Costs One Time	
Displacement Costs $/SF/month	
Fragility Curve Parameters Before Mitigation	
Fragility Curve Parameters After Mitigation	
Other Comments	

Building Part B: Data for Benefit-Cost Analysis

Building Name:	**Alsea K-12**
Building ID:	**Alsea_schB**
Building Part Name / Description:	**East Wing**

Evaluation for Building Part B

Seismic Hazard Data		
Region of Seismicity	High	
PGA Ground Motion (g)	2% in 50 year	0.525
	5% in 50 year	0.362
	10% in 50 year	0.250
	20% in 50 year	0.120
Spectral Accelerations (g)	S_{xs}, 2% in 50 year	1.162
	S_{x1}, 2% in 50 year	0.754
	S_{xs}, 10% in 50 year	0.558
	S_{x1}, 10% in 50 year	0.333

Data Entry Item	User Entered Values	Default Values	Used for BCA
Site Data			
County	Benton		Benton
Decimal Latitude	44.38071		44.38071
Decimal Longitude	123.59466		123.59466
Soil Type	D		D
Construction Data			
Primary Structure Type (FEMA 154)	C1		C1
Number of Stories	1		1
Year Built	1950		1950
Rapid Visual Screening Data			
Severe Vertical Irregularity	No		No
Moderate Vertical Irregularity	Yes		Yes
Plan Irregularity	Yes		Yes
Pre-Code	Yes		Yes
Post-Benchmark	No		No
Building Data			
Historic Importance		None	None
Historic Adjustment Modifier	N/A	N/A	1.00
Building Square Footage - SF	10,495	N/A	10,495
Building Replacement - $/SF	$360.00	$360.00	$360.00
Building Replacement Value - $	N/A	N/A	$3,778,200
Historic Building Replacement - $/SF	N/A	N/A	$360.00
Historic Building Replacement Value - $	N/A	N/A	$3,778,200
Contents Value - % of Building Value		25%	25%
Displacement Costs - $/SF/month		$2.50	$2.50
Displacement Costs - One Time		$3.00	$3.00
Average Annual Occupancy	17.69	17.86	17.69
Annual Operating Budget	$2,539,935	$2,564,159	$2,539,935
Seismic Fragility Curves			
Before Mitigation			
Slight Damage State		0.08	0.08
Moderate Damage State		0.10	0.10
Extensive Damage State		0.17	0.17
Complete Damage State		0.30	0.30
Beta		0.66	0.66
After Mitigation			
Retrofit Building Type	C1	C2	C1
Retrofit Performance Objective	IO	LS	IO
Slight Damage State		0.08	0.08
Moderate Damage State		0.10	0.10
Extensive Damage State		0.17	0.17

Complete Damage State		0.30	0.30
Beta		0.66	0.66

Data Documentation: Building Part B	
Provide brief documentation below and/or references to other documents included with your application (with page number), but ONLY for data entries in Column C, which replace the default values in Column D.	
Soil Type	
Primary Structure Type	
Number of Stories	
Year Built	
Severe Vertical Irregularity	
Moderate Vertical Irregularity	
Plan Irregularity	
Pre-Code	
Post-Benchmark	
Historic Importance (if not none)	
Building Square Footage	
Building Replacement Value $/SF	
Contents Value % of Building Value	
Displacement Costs One Time	
Displacement Costs $/SF/month	
Fragility Curve Parameters Before Mitigation	
Fragility Curve Parameters After Mitigation	
Other Comments	

Building Part E: Data for Benefit-Cost Analysis

Building Name:	**Alsea K-12**
Building ID:	**Alsea_schE**
Building Part Name / Description:	**Library/Stage**

Evaluation for Building Part E

Seismic Hazard Data		
Region of Seismicity	High	
PGA Ground Motion (g)	2% in 50 year	0.525
	5% in 50 year	0.362
	10% in 50 year	0.250
	20% in 50 year	0.120
Spectral Accelerations (g)	S_{xs}, 2% in 50 year	1.162
	S_{x1}, 2% in 50 year	0.754
	S_{xs}, 10% in 50 year	0.558
	S_{x1}, 10% in 50 year	0.333

Data Entry Item	User Entered Values	Default Values	Used for BCA
Site Data			
County	Benton		Benton
Decimal Latitude	44.38071		44.38071
Decimal Longitude	123.59466		123.59466
Soil Type	D		D
Construction Data			
Primary Structure Type (FEMA 154)	URM		URM
Number of Stories	1		1
Year Built	1950		1950
Rapid Visual Screening Data			
Severe Vertical Irregularity	No		No
Moderate Vertical Irregularity	Yes		Yes
Plan Irregularity	Yes		Yes
Pre-Code	Yes		Yes
Post-Benchmark	No		No
Building Data			
Historic Importance		None	None
Historic Adjustment Modifier	N/A	N/A	1.00
Building Square Footage - SF	2,920	N/A	2,920
Building Replacement - $/SF	$360.00	$360.00	$360.00
Building Replacement Value - $	N/A	N/A	$1,051,200
Historic Building Replacement - $/SF	N/A	N/A	$360.00
Historic Building Replacement Value - $	N/A	N/A	$1,051,200
Contents Value - % of Building Value		25%	25%
Displacement Costs - $/SF/month		$2.50	$2.50
Displacement Costs - One Time		$3.00	$3.00
Average Annual Occupancy	5.14	4.97	5.14
Annual Operating Budget	$737,400	$713,420	$737,400
Seismic Fragility Curves			
Before Mitigation			
Slight Damage State		0.11	0.11
Moderate Damage State		0.14	0.14
Extensive Damage State		0.21	0.21
Complete Damage State		0.31	0.31
Beta		0.66	0.66
After Mitigation			
Retrofit Building Type	RM1	C2	RM1
Retrofit Performance Objective	LS	LS	LS
Slight Damage State		0.11	0.11
Moderate Damage State		0.14	0.14
Extensive Damage State		0.21	0.21

Complete Damage State		0.31	0.31
Beta		0.66	0.66

Data Documentation: Building Part E	
Provide brief documentation below and/or references to other documents included with your application (with page number), but ONLY for data entries in Column C, which replace the default values in Column D.	
Soil Type	
Primary Structure Type	
Number of Stories	
Year Built	
Severe Vertical Irregularity	
Moderate Vertical Irregularity	
Plan Irregularity	
Pre-Code	
Post-Benchmark	
Historic Importance (if not none)	
Building Square Footage	
Building Replacement Value $/SF	
Contents Value % of Building Value	
Displacement Costs One Time	
Displacement Costs $/SF/month	
Fragility Curve Parameters Before Mitigation	
Fragility Curve Parameters After Mitigation	
Other Comments	

Seismic Rehabilitation Grant Application

775 Summer St NE, Suite 200
Salem, OR 97301-1280

Section A: Applicant

ALSEA SCHOOL DISTRICT
Legal Organization Name

ALSEA CHARTER SCHOOL
DBA (if Applicable)

ALSEA K-12
Building or Facility Name

93-6000203
State Tax Number (eg. 11-111111)

93-6000203
Federal Tax Number

Address Line 1: **301 S 3rd STREET**
Address Line 2:
City: **ALSEA** State: **OREGON**
Zip: **97324**

If submitting multiple applications, please indicate the priority ranking for this project (1st, 2nd etc)

Priority: 1

Type of Applicant:

- [ ] State Government
- [ ] Local Government
- [x] School District
- [ ] Fire District
- [ ] Community College
- [ ] Private Non-Profit
- [ ] Other

Has applicant's jurisdiction received a voter approved levy for building maintenance or renovation?
[ ] Yes [x] No

Section B: Contacts

Main Contact:

MARC THIELMAN
Name

SUPERINTENDENT
Title

541-487-4305
Phone

marc.thielman@alsea.k12.or.us
Email

Secondary Contact:

Name

Title

Phone

Email

Who will sign the Contract if Awarded:

MARC THIELMAN
Name

SUPERINTENDENT
Title

541-487-4305
Phone

marc.thielman@alsea.k12.or.us
Email

Address Line 1: **301 S 3rd STREET**
(or PO Box)
Address Line 2:
City: **ALSEA** State: **OREGON**
Zip: **97324**

Section C: Community Information

Please provide the pertinent information for the community(ies) that will benefit from this mitigation activity.

Community Name	Area Served (sq miles)	Population Served	State Legislative District	US Congressional District
ALSEA	**176**	**1,287**	**23**	**4**

Does community have a FEMA approved natural hazard mitigation plan?

☐ Yes ☑ No

Describe any community-wide mitigation or awareness efforts and other mitigation projects occurring in the community:

NONE AT THIS TIME.

Section D: Property Information	
Building/Facility name:	**ALSEA K-12**
Project address:	**301 S 3rd STREET** **ALSEA, OR 97324**
Legal description of property: **REFER TO PROPETY TAX RECORDS.**	
Year built:	**1940's**
Date of most recent major remodel:	**2008**
Is the building over 50 years old?	☑ Yes ☐ No
If Yes: Is this building listed on the National Register of Historic Places, a National Historic Landmark, or considered an eligible, significant building by the State Historic Preservation Office? **NO**	

Building use:	**CLASSROOMS, OFFICES, LIBRARY, GYMNASIUM, WOOD SHOP**		
Foundation type:	**CONCRETE**		
Square feet:	**33,535**	Number of stories:	**1**

Type of construction:

MIX OF CONCRETE, MASONRY, AND WOOD.

Current replacement cost of structure:	**$ 16,400,000**
Replacement cost of contents stored in the building:	**$ 600,000**
Replacement cost of vehicles stored in the building:	**$ 0**

Are you planning to use the building as it is currently used for the next 10 years?	☑ Yes ☐ No

If No: Please Explain:

Is the building located in a hazard area? (e.g. tsunami, blood, landslide)	☐ Yes Specify: _____ ☑ No
Number of natural hazard losses:	

Describe:

Provide Photos showing the building from all sides (label each photo), provide close up photos of any vertical irregularities, and any connection points for additions attached to the original building. Minimum of 4 photos, maximum of 10.

Photos Attached? ☑ Yes ☐ No

Describe this building's value to the community. Does it have historical value? Is it utilized for uses outside of its primary function (such as a designated Red Cross Shelter)? Why is this building important to the community?

The building is important to the community due to its long lasting history of population served, it is the only real facility of refuge in a natural disaster event. We have used the school for shelter during storms, road closures, and flood events. The community takes great pride in our school and the education it provides our students. We are also in the middle of our school bond construction season which would greatly benefit from this additional safety measure added on during the same course of construction time.

Section E: RVS Information

Enter the DOGAMI Rapid Visual Screening (RVS) details for the project.
*If the retrofit includes different building parts with different building types, please enter the data for each part.
Details can be found at:
http://www.oregongeology.org/sub/projects/rvs/county/county-sites.htm
If your building does not have an RVS or has an incorrect RVS then complete these fields after running your Benefit Cost Analysis.

Building Part: (If Applicable*)	**A, B, C**	**D, E**	
Building Unique ID:	**Alsea_schA**	**Alsea_schD**	
Seismicity Zone:	**High**	**High**	
(Please use the RVS 3rd Edition for this information – see map in the Application Guidance packet)			
Soil Type:	**D**	**D**	
RVS Building Type:	**C1**	**URM**	
RVS Final Score:	**0.3**	**0.2**	
Collapse Potential:	**Very High**	**Very High**	
Latitude:	**44.38071**	**44.38071**	
Longitude:	**123.59477**	**123.59477**	

Does the building have a basement?
☐ Yes ☑ No

Does the building have horizontal irregularities per RVS? What is the shape of the building when viewed from above? (e.g. rectangle, L-shaped)

Yes. Reentrant corners. Rectangular shaped buildings.

Does the building have vertical irregularities per RVS? Are there changes in elevation when the building is viewed from the side? If available, identify the vertical irregularity as moderate or severe per RVS.

Yes. Steps in Elevation view: 2 to 3 changes.

Are there unreinforced chimneys, parapets or heavy cladding?

No.

Section F: Mitigation Activity

Is the preliminary engineering report completed and attached?

☑ Yes ☐ No

What is the ASCE 41 performance level of this project?

(For schools the minimum retrofit performance level is "Life Safety" with the exception of shelter projects; for emergency service buildings and shelter projects the minimum retrofit performance level is "Immediate Occupancy") See Guidance Packet for details.

☐ Life Safety ☑ Immediate Occupancy

Describe any structural or non-structural seismic mitigation measures previously conducted, including the date:

None to date.

Section G: Scope of Work

What are the main structural and non-structural deficiencies of the building as outlined in your engineering assessment?

Gymnasium:
•The tongue and groove roof diaphragm is not adequate capacity for in-plane shear capacity.
•The shear walls are not properly attached to the roof diaphragm for out-plane loading and in-plane load transfer.
•The gymnasium is taller than the stage and offices. This height difference could cause pounding of the lower roof into the walls of the gymnasium.
•It is unlikely that the CMU/Concrete wall at the west side of the gymnasium is adequate to resist the out-of-plane seismic loads.
•There is a knee joint at the West and East walls between the concrete and CMU.
•No vertical connections between roof joists/trusses and the walls.
•Inadequate in-plane load transfer from roof structure to lateral elements.
Shop/Cafeteria:
•The tongue and groove roof diaphragm is not adequate capacity for in-plane shear capacity.
•The shear walls are not properly attached to the roof diaphragm for out-plane loading and in-plane load transfer.
•The URM CMU walls are not adequate to resist in-plane and out of plane seismic forces.
•The retaining wall at the East side of the wood shop/cafeteria that holds the roof and URM CMU wall has kicked out and failed. It likely would fall over in a design seismic event.
•The wood shop CMU walls are not adequate to support the combined roof load and simultaneous seismic out of plane load.
•No vertical connections between roof joists/trusses and the walls.
•Inadequate in-plane load transfer from roof structure to lateral elements.

What are the main structural and non-structural proposed fixes and do they address all known seismic deficiencies? If not, please describe how your proposal is the most cost effective approach to rehabilitation for your building.
(Meeting the Life Safety and Immediate Occupancy performance objectives requires addressing structural and non-structural issues that pose risk.)

• Reinforce existing Concrete/CMU with FRP for out-of-plane and in-plane lateral loads.
• Remove existing roof and add plywood/OSB sheathing to roof diaphragms. Replace roof
• Add out of plane connections from the concrete/CMU walls to the roof diaphragm via simpson hardware.
• Add in-plane connections from the concrete/CMU walls to the roof diaphragm via simpson hardware.
• Provide seismic joints between buildings to prevent pounding.
• Replace existing concrete retaining wall at cafeteria.
• Unsupported light fixtures in the suspended ceilings
• Piping and HVAC equipment throughout the building shall be properly braced and attached to the structure to limit potential damage.

Is the project ready to begin? Describe what planning, design, etc. has been completed to date.

Yes as soon as school is out for the summer.

Project Management Milestones Briefly identify milestones by quarter, with start and end dates, which will be achieved within the 24 month performance period.			
Quarter	Milestone	Start Date	End Date
1	**Demolition**	**5/24/22**	**6/14/22**
2	**Roof rehabilitation**	**6/14/22**	**7/26/22**
3	**Wall rehabilitation**	**7/26/22**	**8/31/22**
4			
5			
6			
7			
8			

Section H: Cost Estimate Summary

Category	Cost Estimate
Engineering	**$ 249,500**
Construction Management	
Construction	**$ 1,775,853**
Relocation	
Contingency	**$ 313,386**
Total Cost Estimate:	**$ 2,338,739**
Match Funds:	
Total Amount Requested from SRGP:	**$ 2,338,739**

Match Sources		
Source	Funding Type	Amount
	Grand Total:	**$ 0**

NOTE: An engineering cost estimate must be attached to the application (may be included in the engineering report) with enough detail (ideally with quantities and unit costs) to document the credibility of the estimate. If you would like to make any comments on the cost estimate, please enter them below.

We have reviewed the cost estimate and believe it to be accurate.

Section I: Cost Efficiency Information

Is your Benefit Cost Analysis (BCA) completed and attached?

☑ Yes ☐ No

Provide comments regarding the information sources used to obtain the occupancy and budgetary information necessary for the BCA:

Information was provided from our accounting department.

Benefit Cost Analysis Score:	**1.348**
Average Occupancy:	**324**
Annual Operating Budget:	**$ 8,193,337**

Contact who completed your BCA:

DEREK HOWARD, PE

Name

PROJECT ENGINEER

Title

541-786-5315

Phone

DHOWARD@CBSE.US

Email

Section J: Maintenance Schedule & Costs

Identify entity that will perform any long-term maintenance and provide substantiating documentation that shows that the entity is accepting performance and budget responsibility:

ALSEA SCHOOL DISTRICT WILL PERFORM MAINTEANANCE.

Section K: Applicant Signature(s) and Certification

Please **print and sign <u>one</u> copy** to be mailed or hand delivered. Your **<u>digital</u>** copy **does <u>not</u> need to be signed**. Please save this file directly and include it on your CD or USB drive.

I (we) certify (applicant organization) supports the proposed project, has the legal authority to pledge matching funds (if providing match), and has the legal authority to apply for Seismic Rehabilitation Grant funds. I (we) further certify that any matching funds are available or will be available for proposed project. I understand that all State rules for contracting, auditing, and payment will apply to this project. I (we) certify that the information provided on the application materials is accurate.	2/10/2022 Signature Date Signature Date

Please mail (USPS/FedEx/UPS) or hand deliver 1 hard copy and 1 USB memory stick of application materials to:

Seismic Rehabilitation Grant Program
Business Oregon
775 Summer St. NE, Suite 200
Salem, Oregon 97301

Faxed grant applications will not be accepted.

District Administration Office
Mr. Sean Gallagher – Acting Superintendent
301 S 3rd St
Alsea, OR 97324
Office: 541 487-4305
Fax: 541 487-4089
Cell: 541 417-0326
Email: sean.gallagher@alsea.k12.or.us
www.alsea.k12.or.us

MEMO

Date: 6/9/2022

To: Board of Directors

From: Sean Gallagher – Acting Superintendent

Re: State of Oregon Grant Agreement

Attached is a grant agreement that provides $34,663.70 for summer academic support for high school students. I recommend the board approves this grant.

STATE OF OREGON
GRANT AGREEMENT

Grant No. 22316

This Grant Agreement ("Grant") is between the State of Oregon acting by and through its Department of Education ("Agency") and Alsea SD 7J ("Grantee"), each a "Party" and, together, the "Parties".

SECTION 1: AUTHORITY

Pursuant to the 2022 legislation of the 81st Oregon Legislative Assembly, Oregon House Bill 5202, Section 358 authorized Agency to enter into grant agreements and provide funding for the purposes described in this Grant.

SECTION 2: PURPOSE

Agency will provide funding to Grantee for Summer Academic Support for high school students to provide opportunities to acquire academic credits needed to stay on-track for graduation.

SECTION 3: EFFECTIVE DATE AND DURATION

When all Parties have executed this Grant, and all necessary approvals have been obtained ("Executed Date"), this Grant is effective and has a Grant funding start date as of April 4, 2022 ("Effective Date"), and, unless extended or terminated earlier in accordance with its terms, will expire on December 31, 2022.

SECTION 4: GRANT MANAGERS

4.1 Agency's Grant Manager is:

Michael S. Elliott, Director of School Facilities
Oregon Department of Education
Office of Finance and Information Technology
255 Capitol St NE
Salem, OR 97310
Office: 503-947-5627
Cell: 503-551-9227
michael.s.elliott@ode.oregon.gov

4.2 Grantee's Grant Manager is:

Sean Gallagher
Alsea SD 7J
sean.gallagher@alsea.k12.or.us

4.3 A Party may designate a new Grant Manager by written notice to the other Party.

SECTION 5: PROJECT ACTIVITIES

Grantee must perform the project activities set forth in Exhibit A (the "Project"), attached hereto and incorporated in this Grant by this reference, for the period beginning on the Effective Date and ending on the expiration date set forth in Section 3 (the "Performance Period").

SECTION 6: GRANT FUNDS

In accordance with the terms and conditions of this Grant, Agency will provide Grantee up to $34,663.70 ("Grant Funds") for the Project. Agency will pay Grant Funds from monies available through its General Fund appropriated through HB 5202 ("Funding Source")

SECTION 7: DISBURSEMENT GENERALLY

7.1 Disbursement.

7.1.1 Subject to the availability of sufficient moneys in and from the Funding Source based on Agency's reasonable projections of moneys accruing to the Funding Source, Agency will disburse Grant Funds to Grantee for the allowable Project activities described in Exhibit A that are undertaken during the Performance Period.

7.1.2 Grantee must provide to Agency any information or detail regarding the expenditure of Grant Funds required under Exhibit A prior to disbursement or as Agency may request.

7.1.3 Agency will only disburse Grant Funds to Grantee for activities completed or materials produced, that, if required by Exhibit A, are approved by Agency. If Agency determines any completed Project activities or materials produced are not acceptable and any deficiencies are the responsibility of Grantee, Agency will prepare a detailed written description of the deficiencies within 15 days of receipt of the materials or performance of the activity, and will deliver such notice to Grantee. Grantee must correct any deficiencies at no additional cost to Agency within 15 days. Grantee may resubmit a request for disbursement that includes evidence satisfactory to Agency demonstrating deficiencies were corrected.

7.2 Conditions Precedent to Disbursement. Agency's obligation to disburse Grant Funds to Grantee under this Grant is subject to satisfaction of each of the following conditions precedent:

7.2.1 Agency has received sufficient funding, appropriations, expenditure limitation, allotments or other necessary expenditure authorizations to allow Agency, in the exercise of its reasonable administrative discretion, to make the disbursement from the Funding Source;

7.2.2 No default as described in Section 15 has occurred; and

7.2.3 Grantee's representations and warranties set forth in Section 8 are true and correct on the date of disbursement(s) with the same effect as though made on the date of disbursement.

7.3 No Duplicate Payment. Grantee may use other funds in addition to the Grant Funds to complete the Project; provided, however, the Grantee may not credit or pay any Grant Funds for Project costs that are paid for with other funds and would result in duplicate funding.

7.4 Suspension of Funding and Project. Agency may by written notice to Grantee, temporarily cease funding and require Grantee to stop all, or any part, of the Project dependent upon Grant Funds for a period of up to 180 days after the date of the notice, if Agency has or reasonably projects that it will have insufficient funds from the Funding Source to disburse the full amount of the Grant Funds. Upon receipt of the notice, Grantee must immediately cease all Project activities dependent on Grant Funds, or if that is impossible, must take all necessary steps to minimize the Project activities allocable to Grant Funds.

If Agency subsequently projects that it will have sufficient funds, Agency will notify Grantee that it may resume activities. If sufficient funds do not become available, Grantee and Agency will work together to amend this Grant to revise the amount of Grant Funds and Project activities to reflect the available funds. If sufficient funding does not become available or an amendment is not agreed to within a period of 180 days after issuance of the notice, Agency will either (i) cancel or modify its cessation order by a supplemental written notice or (ii) terminate this Grant as permitted by either the termination at Agency's discretion or for cause provisions of this Grant.

SECTION 8: REPRESENTATIONS AND WARRANTIES

8.1 Organization/Authority. Grantee represents and warrants to Agency that:

8.1.1 Grantee is an Oregon School District duly organized and validly existing;

8.1.2 Grantee has all necessary rights, powers and authority under any organizational documents and under Oregon Law to (i) execute this Grant, (ii) incur and perform its obligations under this Grant, and (iii) receive financing, including the Grant Funds, for the Project;

8.1.3 This Grant has been duly executed by Grantee and when executed by Agency, constitutes a legal, valid and binding obligation of Grantee enforceable in accordance with its terms;

8.1.4 If applicable and necessary, the execution and delivery of this Grant by Grantee has been authorized by an ordinance, order or resolution of its governing body, or voter approval, that was adopted in accordance with applicable law and requirements for filing public notices and holding public meetings; and

8.1.5 There is no proceeding pending or threatened against Grantee before any court or governmental authority that if adversely determined would materially adversely affect the Project or the ability of Grantee to carry out the Project.

8.2 False Claims Act. Grantee acknowledges the Oregon False Claims Act, ORS 180.750 to 180.785, applies to any "claim" (as defined by ORS 180.750) made by (or caused by) Grantee that pertains to this Grant or to the Project. Grantee certifies that no claim described in the previous sentence is or will be a "false claim" (as defined by ORS 180.750) or an act prohibited by ORS 180.755. Grantee further acknowledges in addition to the remedies under Section 16, if it makes (or causes to be made) a false claim or performs (or causes to be performed) an act prohibited under the Oregon False Claims Act, the Oregon Attorney General may enforce the liabilities and penalties provided by the Oregon False Claims Act against the Grantee.

8.3 No limitation. The representations and warranties set forth in this Section are in addition to, and not in lieu of, any other representations or warranties provided by Grantee.

SECTION 9: OWNERSHIP

9.1 Intellectual Property Definitions. As used in this Section and elsewhere in this Grant, the following terms have the meanings set forth below:

"Third Party Intellectual Property" means any intellectual property owned by parties other than Grantee or Agency.

"Work Product" means every invention, discovery, work of authorship, trade secret or other tangible or intangible item Grantee is required to create or deliver as part of the Project, and all intellectual property rights therein.

9.2 Grantee Ownership. Grantee must deliver copies of all Work Product as directed in Exhibit A. Grantee retains ownership of all Work Product, and grants Agency an irrevocable, non-exclusive, perpetual, royalty-free license to use, to reproduce, to prepare derivative works based upon, to distribute, to perform and to display the Work Product, to authorize others to do the same on Agency's behalf, and to sublicense the Work Product to other entities without restriction.

9.3 Third Party Ownership. If the Work Product created by Grantee under this Grant is a derivative work based on Third Party Intellectual Property, or is a compilation that includes Third Party Intellectual Property, Grantee must secure an irrevocable, non-exclusive, perpetual, royalty-free license allowing Agency and other entities the same rights listed above for the pre-existing element of the Third party Intellectual Property employed in the Work Product. If state or federal law requires that Agency or Grantee grant to the United States a license to any intellectual property in the Work Product, or if state or federal law requires Agency or the United States to own the intellectual property in the Work Product, then Grantee must execute such further documents and

instruments as Agency may reasonably request in order to make any such grant or to assign ownership in such intellectual property to the United States or Agency.

SECTION 10: CONFIDENTIAL INFORMATION

10.1 **Confidential Information Definition.** Grantee acknowledges it and its employees or agents may, in the course of performing its responsibilities, be exposed to or acquire information that is: (i) confidential to Agency or Project participants or (ii) the disclosure of which is restricted under federal or state law, including without limitation: (a) personal information, as that term is used in ORS 646A.602(12), (b) social security numbers, and (c) information protected by the federal Family Educational Rights and Privacy Act under 20 USC § 1232g (items (i) and (ii) separately and collectively "Confidential Information").

10.2 **Nondisclosure.** Grantee agrees to hold Confidential Information as required by any applicable law and in all cases in strict confidence, using at least the same degree of care Grantee uses in maintaining the confidentiality of its own confidential information. Grantee may not copy, reproduce, sell, assign, license, market, transfer or otherwise dispose of, give, or disclose Confidential Information to third parties, or use Confidential Information except as is allowed by law and for the Project activities and Grantee must advise each of its employees and agents of these restrictions. Grantee must assist Agency in identifying and preventing any unauthorized use or disclosure of Confidential Information. Grantee must advise Agency immediately if Grantee learns or has reason to believe any Confidential Information has been, or may be, used or disclosed in violation of the restrictions in this Section. Grantee must, at its expense, cooperate with Agency in seeking injunctive or other equitable relief, in the name of Agency or Grantee, to stop or prevent any use or disclosure of Confidential Information. At Agency's request, Grantee must return or destroy any Confidential Information. If Agency requests Grantee to destroy any Confidential Information, Grantee must provide Agency with written assurance indicating how, when and what information was destroyed.

10.3 **Identity Protection Law.** Grantee must have and maintain a formal written information security program that provides safeguards to protect Confidential Information from loss, theft, and disclosure to unauthorized persons, as required by the Oregon Consumer Information Protection Act, ORS 646A.600-628. If Grantee or its agents discover or are notified of a potential or actual "Breach of Security", as defined by ORS 646A.602(1)(a), or a failure to comply with the requirements of ORS 646A.600-628, (collectively, "Breach") with respect to Confidential Information, Grantee must promptly but in any event within one calendar day (i) notify the Agency Grant Manager of such Breach and (ii) if the applicable Confidential Information was in the possession of Grantee or its agents at the time of such Breach, Grantee must (a) investigate and remedy the technical causes and technical effects of the Breach and (b) provide Agency with a written root cause analysis of the Breach and the specific steps Grantee will take to prevent the recurrence of the Breach or to ensure the potential Breach will not recur. For the avoidance of doubt, if Agency determines notice is required of any such Breach to any individual(s) or entity(ies), Agency will have sole control over the timing, content, and method of such notice, subject to Grantee's obligations under applicable law.

10.4 **Subgrants/Contracts.** Grantee must require any subgrantees, contractors or subcontractors under this Grant who are exposed to or acquire Confidential Information to treat and maintain such information in the same manner as is required of Grantee under subsections 10.1 and 10.2 of this Section.

10.5 **Background Check.** If requested by Agency and permitted by law, Grantee's employees, agents, contractors, subcontractors, and volunteers that perform Project activities must agree to submit to a criminal background check prior to performance of any Project activities or receipt of Confidential Information. Background checks will be performed at Grantee's expense. Based on the results of the background check, Grantee or Agency may refuse or limit (i) the participation of any Grantee employee, agent, contractor, subgrantee, or volunteer, in Project activities or (ii) access to Agency Personal Information or Grantee premises.

SECTION 11: INDEMNITY/LIABILITY

11.1 **Indemnity.** Grantee must defend, save, hold harmless, and indemnify the State of Oregon and Agency and their officers, employees and agents from and against all claims, suits, actions, losses, damages, liabilities, costs, and expenses of any nature whatsoever, including attorneys' fees, resulting from, arising out of, or relating to the

activities of Grantee or its officers, employees, subgrantees, contractors, subcontractors, or agents under this Grant (each of the foregoing individually or collectively a "Claim" for purposes of this Section). If legal limitations apply to the indemnification ability of Grantee, this indemnification must be for the maximum amount of funds available for expenditure, including any available contingency funds, insurance, funds available under ORS 30.260 to 30.300 or other available non-appropriated funds.

11.2 **Defense.** Grantee may have control of the defense and settlement of any Claim subject to this Section. But neither Grantee nor any attorney engaged by Grantee may defend the Claim in the name of the State of Oregon, nor purport to act as legal representative of the State of Oregon or any of its agencies, without first receiving from the Attorney General, in a form and manner determined appropriate by the Attorney General, authority to act as legal counsel for the State of Oregon. Nor may Grantee settle any Claim on behalf of the State of Oregon without the approval of the Attorney General. The State of Oregon may, at its election and expense, assume its own defense and settlement in the event the State of Oregon determines Grantee is prohibited from defending the State of Oregon, or is not adequately defending the State of Oregon's interests, or an important governmental principle is at issue and the State of Oregon desires to assume its own defense. Grantee may not use any Grant Funds to reimburse itself for the defense of or settlement of any Claim.

11.3 **Limitation.** Except as provided in this Section, neither Party will be liable for incidental, consequential, or other direct damages arising out of or related to this Grant, regardless of whether the damages or other liability is based in contract, tort (including negligence), strict liability, product liability or otherwise. Neither Party will be liable for any damages of any sort arising solely from the termination of this Grant in accordance with its terms.

SECTION 12: INSURANCE

12.1 **Private Insurance.** If Grantee is a private entity, or if any contractors, subcontractors, or subgrantees used to carry out the Project are private entities, Grantee and any private contractors, subcontractors or subgrantees must obtain and maintain insurance covering Agency in the types and amounts indicated in Exhibit B.

12.2 **Public Body Insurance.** If Grantee is a "public body" as defined in ORS 30.260, Grantee agrees to insure any obligations that may arise for Grantee under this Grant, including any indemnity obligations, through (i) the purchase of insurance as indicated in Exhibit B or (ii) the use of self-insurance or assessments paid under ORS 30.282 that is substantially similar to the types and amounts of insurance coverage indicated on Exhibit B, or (iii) a combination of any or all of the foregoing.

SECTION 13: GOVERNING LAW, JURISDICTION

This Grant is governed by and construed in accordance with the laws of the State of Oregon without regard to principles of conflicts of law. Any claim, action, suit or proceeding (collectively "Claim") between Agency or any other agency or department of the State of Oregon, or both, and Grantee that arises from or relates to this Grant must be brought and conducted solely and exclusively within the Circuit Court of Marion County for the State of Oregon; provided, however, if a Claim must be brought in a federal forum, then it will be brought and conducted solely and exclusively within the United States District Court for the District of Oregon. In no event may this Section be construed as a waiver by the State of Oregon of any form of defense or immunity, whether sovereign immunity, governmental immunity, immunity based on the eleventh amendment to the Constitution of the United States or otherwise, to or from any Claim or from the jurisdiction of any court. GRANTEE, BY EXECUTION OF THIS GRANT, HEREBY CONSENTS TO THE PERSONAL JURISDICTION OF SUCH COURTS.

SECTION 14: ALTERNATIVE DISPUTE RESOLUTION

The Parties should attempt in good faith to resolve any dispute arising out of this Grant. This may be done at any management level, including at a level higher than persons directly responsible for administration of the Grant. In addition, the Parties may agree to utilize a jointly selected mediator or arbitrator (for non-binding arbitration) to resolve the dispute short of litigation. Each Party will bear its own costs incurred for any mediation or non-binding arbitration.

SECTION 15: DEFAULT

15.1 **Grantee.** Grantee will be in default under this Grant upon the occurrence of any of the following events:

15.1.1 Grantee fails to use the Grant Funds for the intended purpose described in Exhibit A or otherwise fails to perform, observe or discharge any of its covenants, agreements or obligations under this Grant;

15.1.2 Any representation, warranty or statement made by Grantee in this Grant or in any documents or reports relied upon by Agency to measure the Project, the expenditure of Grant Funds or the performance by Grantee is untrue in any material respect when made; or

15.1.3 A petition, proceeding or case is filed by or against Grantee under any federal or state bankruptcy, insolvency, receivership or other law relating to reorganization, liquidation, dissolution, winding-up or adjustment of debts; in the case of a petition filed against Grantee, Grantee acquiesces to such petition or such petition is not dismissed within 20 calendar days after such filing, or such dismissal is not final or is subject to appeal; or Grantee becomes insolvent or admits its inability to pay its debts as they become due, or Grantee makes an assignment for the benefit of its creditors.

15.2 **Agency.** Agency will be in default under this Grant if, after 15 days written notice specifying the nature of the default, Agency fails to perform, observe or discharge any of its covenants, agreements, or obligations under this Grant; provided, however, Agency will not be in default if Agency fails to disburse Grant Funds because there is insufficient expenditure authority for, or moneys available from, the Funding Source.

SECTION 16: REMEDIES

16.1 **Agency Remedies.** In the event Grantee is in default under Section 15.1, Agency may, at its option, pursue any or all of the remedies available to it under this Grant and at law or in equity, including, but not limited to: (i) termination of this Grant under Section 18.2, (ii) reducing or withholding payment for Project activities or materials that are deficient or Grantee has failed to complete by any scheduled deadlines, (iii) requiring Grantee to complete, at Grantee's expense, additional activities necessary to satisfy its obligations or meet performance standards under this Grant, (iv) initiation of an action or proceeding for damages, specific performance, or declaratory or injunctive relief, (v) exercise of its right of recovery of overpayments under Section 17 of this Grant or setoff, or both, or (vi) declaring Grantee ineligible for the receipt of future awards from Agency. These remedies are cumulative to the extent the remedies are not inconsistent, and Agency may pursue any remedy or remedies singly, collectively, successively or in any order whatsoever.

16.2 **Grantee Remedies.** In the event Agency is in default under Section 15.2 and whether or not Grantee elects to terminate this Grant, Grantee's sole monetary remedy will be, within any limits set forth in this Grant, reimbursement of Project activities completed and accepted by Agency and authorized expenses incurred, less any claims Agency has against Grantee. In no event will Agency be liable to Grantee for any expenses related to termination of this Grant or for anticipated profits.

SECTION 17: WITHHOLDING FUNDS, RECOVERY

Agency may withhold from disbursements of Grant Funds due to Grantee, or Grantee must return to Agency within 30 days of Agency's written demand:

17.1 Any Grant Funds paid to Grantee under this Grant, or payments made under any other agreement between Agency and Grantee, that exceed the amount to which Grantee is entitled;

17.2 Any Grant Funds received by Grantee that remain unexpended or contractually committed for payment of the Project at the end of the Performance Period;

17.3 Any Grant Funds determined by Agency to be spent for purposes other than allowable Project activities; or

17.4 Any Grant Funds requested by Grantee as payment for deficient activities or materials.

SECTION 18: TERMINATION

18.1 Mutual. This Grant may be terminated at any time by mutual written consent of the Parties.

18.2 By Agency. Agency may terminate this Grant as follows:

18.2.1 At Agency's discretion, upon 30 days advance written notice to Grantee;

18.2.2 Immediately upon written notice to Grantee, if Agency fails to receive funding, or appropriations, limitations or other expenditure authority at levels sufficient in Agency's reasonable administrative discretion, to perform its obligations under this Grant;

18.2.3 Immediately upon written notice to Grantee, if federal or state laws, rules, regulations or guidelines are modified or interpreted in such a way that Agency's performance under this Grant is prohibited or Agency is prohibited from funding the Grant from the Funding Source; or

18.2.4 Immediately upon written notice to Grantee, if Grantee is in default under this Grant and such default remains uncured 15 days after written notice thereof to Grantee.

18.3 By Grantee. Grantee may terminate this Grant as follows:

18.3.1 If Grantee is a governmental entity, immediately upon written notice to Agency, if Grantee fails to receive funding, or appropriations, limitations or other expenditure authority at levels sufficient to perform its obligations under this Grant.

18.3.2 If Grantee is a governmental entity, immediately upon written notice to Agency, if applicable laws, rules, regulations or guidelines are modified or interpreted in such a way that the Project activities contemplated under this Grant are prohibited by law or Grantee is prohibited from paying for the Project from the Grant Funds or other planned Project funding; or

18.3.3 Immediately upon written notice to Agency, if Agency is in default under this Grant and such default remains uncured 15 days after written notice thereof to Agency.

18.4 Cease Activities. Upon receiving a notice of termination of this Grant, Grantee must immediately cease all activities under this Grant, unless Agency expressly directs otherwise in such notice. Upon termination, Grantee must deliver to Agency all materials or other property that are or would be required to be provided to Agency under this Grant or that are needed to complete the Project activities that would have been performed by Grantee.

SECTION 19: MISCELLANEOUS

19.1 Conflict of Interest. Grantee by signature to this Grant declares and certifies the award of this Grant and the Project activities to be funded by this Grant, create no potential or actual conflict of interest, as defined by ORS Chapter 244, for a director, officer or employee of Grantee.

19.2 Nonappropriation. Agency's obligation to pay any amounts and otherwise perform its duties under this Grant is conditioned upon Agency receiving funding, appropriations, limitations, allotments, or other expenditure authority sufficient to allow Agency, in the exercise of its reasonable administrative discretion, to meet its obligations under this Grant. Nothing in this Grant may be construed as permitting any violation of Article XI, Section 7 of the Oregon Constitution or any other law limiting the activities, liabilities or monetary obligations of Agency.

19.3 Amendments. The terms of this Grant may not be altered, modified, supplemented or otherwise amended, except by written agreement of the Parties.

19.4 Notice. Except as otherwise expressly provided in this Grant, any notices to be given under this Grant must be given in writing by email, personal delivery, or postage prepaid mail, to a Party's Grant Manager at the physical address or email address set forth in this Grant, or to such other addresses as either Party may indicate pursuant

to this Section. Any notice so addressed and mailed becomes effective five (5) days after mailing. Any notice given by personal delivery becomes effective when actually delivered. Any notice given by email becomes effective upon the sender's receipt of confirmation generated by the recipient's email system that the notice has been received by the recipient's email system.

19.5 **Survival.** All rights and obligations of the Parties under this Grant will cease upon termination of this Grant, other than the rights and obligations arising under Sections 11, 13, 14, 16, 17 and subsection 19.5 hereof and those rights and obligations that by their express terms survive termination of this Grant; provided, however, termination of this Grant will not prejudice any rights or obligations accrued to the Parties under this Grant prior to termination.

19.6 **Severability.** The Parties agree if any term or provision of this Grant is declared by a court of competent jurisdiction to be illegal or in conflict with any law, the validity of the remaining terms and provisions will not be affected, and the rights and obligations of the Parties will be construed and enforced as if the Grant did not contain the particular term or provision held to be invalid.

19.7 **Counterparts.** This Grant may be executed in several counterparts, all of which when taken together constitute one agreement, notwithstanding that all Parties are not signatories to the same counterpart. Each copy of the Grant so executed constitutes an original.

19.8 **Compliance with Law.** In connection with their activities under this Grant, the Parties must comply with all applicable federal, state and local laws.

19.9 **Intended Beneficiaries.** Agency and Grantee are the only parties to this Grant and are the only parties entitled to enforce its terms. Nothing in this Grant provides, is intended to provide, or may be construed to provide any direct or indirect benefit or right to third persons unless such third persons are individually identified by name herein and expressly described as intended beneficiaries of this Grant.

19.10 **Assignment and Successors.** Grantee may not assign or transfer its interest in this Grant without the prior written consent of Agency and any attempt by Grantee to assign or transfer its interest in this Grant without such consent will be void and of no force or effect. Agency's consent to Grantee's assignment or transfer of its interest in this Grant will not relieve Grantee of any of its duties or obligations under this Grant. The provisions of this Grant will be binding upon and inure to the benefit of the Parties hereto, and their respective successors and permitted assigns.

19.11 **Contracts and Subgrants.** Grantee may not, without Agency's prior written consent, enter into any contracts or subgrants for any of the Project activities required of Grantee under this Grant. Agency's consent to any contract or subgrant will not relieve Grantee of any of its duties or obligations under this Grant.

19.12 **Time of the Essence.** Time is of the essence in Grantee's performance of the Project activities under this Grant.

19.13 **Records Maintenance and Access.** Grantee must maintain all financial records relating to this Grant in accordance with generally accepted accounting principles. In addition, Grantee must maintain any other records, whether in paper, electronic or other form, pertinent to this Grant in such a manner as to clearly document Grantee's performance. All financial records and other records, whether in paper, electronic or other form, that are pertinent to this Grant, are collectively referred to as "Records." Grantee acknowledges and agrees Agency and the Oregon Secretary of State's Office and the federal government and their duly authorized representatives will have access to all Records to perform examinations and audits and make excerpts and transcripts. Grantee must retain and keep accessible all Records for a minimum of six (6) years, or such longer period as may be required by applicable law, following termination of this Grant, or until the conclusion of any audit, controversy or litigation arising out of or related to this Grant, whichever date is later.

19.14 **Headings.** The headings and captions to sections of this Grant have been inserted for identification and reference purposes only and may not be used to construe the meaning or to interpret this Grant.

19.15 **Grant Documents.** This Grant consists of the following documents, which are incorporated by this reference and listed in descending order of precedence:

- This Grant less all exhibits
- Exhibit A (the "Project")
- Exhibit B (Insurance)

19.16 **Merger, Waiver.** This Grant and all exhibits and attachments, if any, constitute the entire agreement between the Parties on the subject matter hereof. There are no understandings, agreements, or representations, oral or written, not specified herein regarding this Grant. No waiver or consent under this Grant binds either Party unless in writing and signed by both Parties. Such waiver or consent, if made, is effective only in the specific instance and for the specific purpose given.

SECTION 20: SIGNATURES

EACH PARTY, BY SIGNATURE OF ITS AUTHORIZED REPRESENTATIVE, HEREBY ACKNOWLEDGES IT HAS READ THIS GRANT, UNDERSTANDS IT, AND AGREES TO BE BOUND BY ITS TERMS AND CONDITIONS. The Parties further agree that by the exchange of this Grant electronically, each has agreed to the use of electronic means, if applicable, instead of the exchange of physical documents and manual signatures. By inserting an electronic or manual signature below, each authorized representative acknowledges that it is their signature, that each intends to execute this Grant, and that their electronic or manual signature should be given full force and effect to create a valid and legally binding agreement.

IN WITNESS WHEREOF, the Parties have executed this Grant as of the dates set forth below.

STATE OF OREGON acting by and through its Department of Education

By: _____ _____
Karen L Hull, Procurement & Contract Specialist — Date

Alsea SD 7J

By: _____ June 9, 2022
Authorized Signature — Date

Sean Gallagher — Superintendent
Printed Name — Title

93-6000203
Federal Tax ID Number

Approved for Legal Sufficiency in accordance with ORS 291.047 – email approval on file

By: Gretchen Gunn Merrill, Senior Assistant Attorney General — May 17, 2022

EXHIBIT A
THE PROJECT

SECTION I. BACKGROUND AND GOALS

The Agency oversees the education of over 560,000 students in Oregon's public K-12 education system. The Agency encompasses early learning, public preschool programs, the state School for the Deaf, regional programs for children with disabilities, and education programs in Oregon youth corrections facilities. While the Agency is not in the classroom directly providing services, the Agency (along with the State Board of Education), focuses on helping districts achieve both local and statewide goals and priorities through strategies such as:

- Developing policies and standards
- Providing accurate and timely data to inform instruction
- Training teachers on how to use data effectively
- Effectively administering numerous state and federal grants
- Sharing and helping districts implement best practices

The Agency fosters equity and excellence for every learner through collaboration with educators, partners and communities and guided by integrity, accountability, excellence and equity. The Agency's priorities are graduating Oregon students, college and career ready, closing the achievement gap and opportunity gaps, teacher and administrator effectiveness, increasing performance for all schools and districts, and a strong, seamless education system from early childhood through higher education.

The pandemic has had an immense and disruptive impact on Oregon's children. Additionally, COVID-19 has disproportionately impacted Black, American Indian/Alaska Native, and Latino/a/x, Pacific Islander communities; students experiencing disabilities; and students and families navigating poverty. Students, families and educators have been resilient in the face of the many challenges presented by the pandemic. Nevertheless, many students have experienced unfinished learning and inconsistent connections with their peers. Many students also continue to lack basic needs such as food, shelter, wellness and support for mental, social and emotional health.

In an effort to continue addressing these issues, the 2022 Legislature, through Oregon House Bill 5202, has approved a plan to spend $150 million of General Funds to provide academic learning and enrichment for school aged students during the summer of 2022. Section 358 of House Bill 5202 authorizes the Agency to make available $99,714,661 General Fund in grant funding to participating school districts, charter schools, and education service districts for summer academic support and enrichment programs.

The Summer High School Academic Support Grants provide opportunities for all eligible recipients to receive grant funding to support summer programs for high school students to acquire academic credits needed to stay on track for graduation. This Grant provides funding for Grantee to engage with its students on site and in person and is designed to redress disruptions caused to students by distance learning during the pandemic. Best practices for Grantees will have staff and facilities open to facilitate in-person instruction and not rely on distance learning models.

SECTION II. PROJECT ACTIVITIES, SCHEDULE, AND BUDGET

Agency will disburse Grant Funds only for the costs of project activities that occur, including expenses incurred, during the performance period.

ASSURANCES

Grantee agrees to the following assurances by its authorized signature to this Agreement.

- Grantee agrees to provide summer academic programs primarily in-person.
- Grantee agrees to prioritize students who have been historically underserved.

- Grantee agrees to prioritize students who are experiencing a disability.
- Grantee agrees to continue to operate under their current Safe Return to In Person Instruction & Continuity of Services plan.
- Grantee agrees to review the recommended OHA youth program guidance for onsite academic programs occurring at a third-party site.
- Grantees that receive Title VI funds agree to consult with their local tribes as they set up this program.

ELIGIBLE PROJECT ACTIVITIES

Grantee may use the funds for eligible expenses related to its High School Summer Academic Program Projects within the following categories:

- **Teachers and Support Personnel:** All personnel related costs to staffing.
- **Curriculum, Supplies, and Technology:** All expenses related to providing curriculum, technology, and other supplies.
- **COVID-19 related Expenses:** All expenses related to meeting COVID-19 safety standards for providing on-site, in-person summer academic programs.
- **Third-Party Contracts:** All expenses related to contracting with third parties to provide summer academic programs.
- **Student Expenses:** All expenses related to providing incentives and removing barriers to student participation.
- **Facility related Expenses:** All expenses related to providing facilities that will support and house summer academic programs.
- **Transportation Expenses:** All expenses for transportation.
- **Snacks and Meals:** All expenses related to providing nutritious snacks and meals to participants.
- **Administrative Expenses:** Recipients may use 5% of their grant funds for administrative expenses.

Grantee's Summer High School Academic Support Project services offered for high school academic support may be offered through existing recipients, programs (High School Success (HSS) or Student Success Act (SSA)), or community programming as an extension or enhancement of services.

CAPITAL EXPENDITURES

All capital expenditures for Grantee's Summer High School Academic Support Projects must be approved in advance by Agency Grant Manager, identified in Section 4. Grantee must complete and submit on the Agency provided Capital Expenditures Approval Form for each capital expenditure requested. The Capital Expenditures Approval Form is located at: https://www.oregon.gov/ode/schools-and-districts/grants/Documents/Summer%20Learning/Summer%20Learning%20Capital%20Expenditures%20Approval%20Form%204.25.22.xlsx

BUDGET

Grant funding is available for any eligible use of funding from the period April 4, 2022 to October 15, 2022. The Grantee's Project must focus on recovering previous school year high school credits as opposed to services offered as part of the 2022-2023 school year. Final expenditures must be submitted to Agency Grant Manager identified in Section 2 no later than November 15, 2022.

Agency will disburse Grant Funds only for the costs of Project activities that occur, including expenses incurred, during the Performance Period on a reimbursement basis. Grantee must submit all required documentation as part of the reimbursement process including but not limited to: coded summary of expenses and evidence of 25% match.

MATCH REQUIREMENT

Grantee agrees to cover 25% of its total Project costs with other Grantee resources. These funding sources may include any local, state, federal, or private resource allocated to the Grantee and only for eligible uses of funds as outlined above. The 25% matching funds are not required to be spent on the same items as the grant funds.

INDIRECT/ADMINISTRATIVE COSTS

Grantee may be reimbursed for indirect or administrative costs, as a percentage of the Grant Funds disbursed under this Grant, in an amount that does not exceed 5%. The rates described in this paragraph override any other verbal or written rate(s) provided by Agency, including in any notice of award provided by Agency's Electronic Grants Management System ("EGMS").

SECTION III. ACCESSIBILITY

Worldwide Web Accessibility. If, as part of the Project, Grantee develops data or information that will be displayed or accessed through an Agency public website or world-wide web application (the "Content"), Grantee must comply with Section 508 of the Rehabilitation Act of 1973 (29 U.S.C. 794d), as amended by the Workforce Investment Act of 1998 (P.L. 105-220), and provide individuals with disabilities access to and use of the Content in the website or application that is comparable to the access provided to individuals without disabilities. Grantee must design and format Content that meets at least the following standards, including as the standards are updated or replaced by subsequent versions (collectively, "Mandatory Standard"):

- The Web Accessibility Initiative Accessible Rich Internet Applications Suite (WAI-ARIA) 1.0;
- The World Wide Web Consortium's (W3C's) Web Content Accessibility Guidelines (WCAG) 2.0 Level AA for web content, including as each is updated (Mandatory Standard);
- The web accessibility evaluation tool (WAVE), found at: http://wave.webaim.org/extension/
- Content to be posted on the web must be checked and made compliant using the tool available at https://www.webaccessibility.com/
- PDF files must comply with: http://webaim.org/techniques/acrobat/
- Word files must comply with: http://webaim.org/techniques/word/
- PPT files must comply with: http://webaim.org/techniques/powerpoint/
- Excel files must comply with: https://webaim.org/techniques/excel/

Testing. Grantee must test all Content prior to submission to Agency to ensure it meets the Mandatory Standard. Agency will test the web or application to validate the Content meets the Mandatory Standards, including a manual validation review of the Content against the current W3 Checklist for Web Content Accessibility (link included for reference: https://www.w3.org/TR/1999/WAI-WEBCONTENT-19990505/full-checklist.pdf). If the Content fails the testing, Agency will notify Grantee and Grantee must remedy any deficiencies as provided in Section 7.1.3 of this Grant. If Agency determines that previously accepted Content does not meet the Mandatory Standard, Agency may issue a written notice to Grantee to remove the Content. Grantee shall remove Content identified in any such notice within three (3) calendar days and take other corrective action specified in the notice.

SECTION IV. PROJECT EVALUATION/REPORTING REQUIREMENTS

Grantee must provide to the Agency a Final Project Report no later than November 15, 2022. The Final Report template will be provided by Agency and be located at: https://www.oregon.gov/ode/schools-and-districts/grants/Pages/Summer%20Learning/Summer-Academic-Support-Grants-Resources.aspx

Grantee's Final Report must include the following required information:

- Total number of students served
- Total number of students that successfully earned credits
- Total number of credits offered
- Total number of credits earned by subject area

- Number of days offered
- Number of students enrolled per day
- Number of students that attended per day
- Number of programs specifically serving students experiencing disabilities
- Number of programs that had specific accommodations in place to serve students experiencing disabilities
- SSIDs for all students served
- SSIDs for all students that earned credits

Grantee must submit its Final Project Report to Agency's Grant Manager no later than November 15, 2022. Final payment is contingent upon Agency acceptance of Grantee's Final Project Report. Agency will provide a Final Report Template to be used by Grantee for this purpose.

The Grantee will supply any related reports and information as Agency may reasonably require. Agency will continuously evaluate the Grantee's performance as Grantee submits reimbursement requests throughout the Performance Period. Agency may request additional documentation as needed for desk reviews or site visits.

If the Performance Period begins prior to the Executed Date, any reports for Project activities shown in this Exhibit A as due prior to the Executed Date must be provided to Agency within 30 days of the Executed Date, if not already provided to Agency despite the lack of an executed Grant. Grantee will not be in default for failure to perform any reporting requirements prior to the Executed Date.

SECTION V. DISBURSEMENT PROVISIONS

Agency will disburse the Grant Funds using EGMS for eligible expenses on a cost-incurred basis and upon receipt of Grantee's request(s) for disbursement. Grantee will submit with each request for disbursement, an Agency provided Reimbursement Request Form via email to Agency's Grant Manager identified in Section 4.

Grant funding is available for any eligible use of funding from the period April 4, 2022 to October 15, 2022. The Agency provided Reimbursement Request Form is located at: https://www.oregon.gov/ode/schools-and-districts/grants/Pages/Summer%20Learning/Summer-Academic-Support-Grants-Resources.aspx

Agency will disburse Grant Funds only for the costs of Project activities that occur, including expenses incurred, during the Performance Period.

EXHIBIT B
INSURANCE

INSURANCE REQUIREMENTS

Grantee must obtain at Grantee's expense, and require its first tier contractors and subgrantees, if any, to obtain the insurance specified in this Exhibit B prior to performing under this Grant, and must maintain it in full force and at its own expense throughout the duration of this Grant, as required by any extended reporting period or tail coverage requirements, and all warranty periods that apply. Grantee must obtain and require its first tier contractors and subgrantees, if any, to obtain the following insurance from insurance companies or entities acceptable to Agency and authorized to transact the business of insurance and issue coverage in Oregon. Coverage must be primary and non-contributory with any other insurance and self-insurance, with the exception of professional liability and workers' compensation. Grantee must pay and require its first tier contractors and subgrantees to pay, if any, for all deductibles, self-insured retention and self-insurance, if any.

WORKERS' COMPENSATION

All employers, including Grantee, that employ subject workers, as defined in ORS 656.027, shall comply with ORS 656.017 and provide workers' compensation insurance coverage for those workers, unless they meet the requirement for an exemption under ORS 656.126(2). Grantee shall require and ensure that each of its subgrantees, contractors, and subcontractors complies with these requirements. If Grantee is a subject employer, as defined in ORS 656.023, Grantee shall also obtain employers' liability insurance coverage with limits not less than $500,000 each accident. If Grantee is an employer subject to any other state's workers' compensation law, Grantee shall provide workers' compensation insurance coverage for its employees as required by applicable workers' compensation laws including employers' liability insurance coverage with limits not less than $500,000, and shall require and ensure that each of its out-of-state subgrantees, contractors, and subcontractors complies with these requirements.

COMMERCIAL GENERAL LIABILITY

☒ **Required**

Commercial general liability insurance covering bodily injury and property damage in a form and with coverage that are satisfactory to Agency. This insurance must include personal and advertising injury liability, products and completed operations, contractual liability coverage for the indemnity provided under this Grant, and have no limitation of coverage to designated premises, project or operation. Coverage must be written on an occurrence basis in an amount of not less than $1,000,000 per occurrence. Annual aggregate limit may not be less than $2,000,000.

AUTOMOBILE LIABILITY INSURANCE

☒ **Required**

Automobile liability insurance covering Grantee's business use including coverage for all owned, non-owned, or hired vehicles with a combined single limit of not less than $1,000,000 for bodily injury and property damage. This coverage may be written in combination with the commercial general liability insurance (with separate limits for commercial general liability and automobile liability). Use of personal automobile liability insurance coverage may be acceptable if evidence that the policy includes a business use endorsement is provided.

PROFESSIONAL LIABILITY

☒ **Required**

Professional liability insurance covering any damages caused by an error, omission or any negligent acts related to the activities performed under this Grant by the Grantee and Grantee's contractors, subgrantees, agents, officers or employees in an amount not less than $1,000,000 per claim. Annual aggregate limit may not be less than $2,000,000. If coverage is on a claims made basis, then either an extended reporting period of not less than 24 months must be included in the professional liability insurance coverage, or the Grantee must provide tail coverage as stated below.

PHYSICAL ABUSE AND MOLESTATION INSURANCE COVERAGE

☒ **Required**

Abuse and molestation insurance in a form and with coverage satisfactory to the State covering damages arising out of actual or threatened physical abuse, mental injury, sexual molestation, negligent: hiring, employment, supervision, investigation, reporting to proper authorities, and retention of any person for whom the Grantee, its contractors, subcontractors or subgrantees ("Covered Entity") is responsible including but not limited to any Covered Entity's employees and volunteers. Policy endorsement's definition of an insured must include the Covered Entity and its employees and volunteers. Coverage must be written on an occurrence basis in an amount of not less than $1,000,000 per occurrence. Any annual aggregate limit may not be less than $3,000,000. Coverage can be provided by a separate policy or as an endorsement to the commercial general liability or professional liability policies. The limits must be exclusive to this required coverage. Incidents related to or arising out of physical abuse, mental injury, or sexual molestation, whether committed by one or more individuals, and irrespective of the number of incidents or injuries or the time period or area over which the incidents or injuries occur, must be treated as a separate occurrence for each victim. Coverage must include the cost of defense and the cost of defense must be provided outside the coverage limit.

EXCESS/UMBRELLA INSURANCE

A combination of primary and excess/umbrella insurance may be used to meet the required limits of insurance.

ADDITIONAL INSURED

All liability insurance, except for workers' compensation, professional liability, and network security and privacy liability (if applicable), required under this Grant must include an additional insured endorsement specifying the State of Oregon, its officers, employees and agents as Additional Insureds, including additional insured status with respect to liability arising out of ongoing operations and completed operations, but only with respect to Grantee's activities to be performed under this Grant. Coverage must be primary and non-contributory with any other insurance and self-insurance. The Additional Insured endorsement with respect to liability arising out of Grantee's ongoing operations must be on ISO Form CG 20 10 07 04 or equivalent and the Additional Insured endorsement with respect to completed operations must be on ISO form CG 20 37 04 13 or equivalent.

WAIVER OF SUBROGATION

Grantee waives, and must require its first tier contractors and subgrantees waive, rights of subrogation which Grantee, Grantee's first tier contractors and subgrantees, if any, or any insurer of Grantee may acquire against the Agency or State of Oregon by virtue of the payment of any loss. Grantee must obtain, and require its first tier contractors and subgrantees to obtain, any endorsement that may be necessary to affect this waiver of subrogation, but this provision applies regardless of whether or not the Agency has received a waiver of subrogation endorsement from the Grantee or the Grantee's insurer(s).

TAIL COVERAGE

If any of the required insurance is on a claims made basis and does not include an extended reporting period of at least 24 months, Grantee must maintain, and require its first tier contractors and subgrantees, if any, maintain, either tail coverage or continuous claims made liability coverage, provided the effective date of the continuous claims made coverage is on or before the Effective Date of this Grant, for a minimum of 24 months following the later of (i) Grantee's completion and Agency's acceptance of all Project activities required under this Grant, or, (ii) Agency or Grantee termination of Grant, or, iii) the expiration of all warranty periods provided under this Grant.

CERTIFICATE(S) AND PROOF OF INSURANCE

Grantee must provide to Agency a Certificate(s) of Insurance for all required insurance within five business days after execution of grant agreement. The Certificate(s) must list the State of Oregon, its officers, employees and agents as a Certificate holder and as an endorsed Additional Insured. The Certificate(s) must also include all required endorsements or copies of the applicable policy language effecting coverage required by this Grant. If excess/umbrella insurance is used to meet the minimum insurance requirement, the Certificate of Insurance must include a list of all policies that fall under the excess/umbrella insurance. As proof of insurance, Agency has the

right to request copies of insurance policies and endorsements relating to the insurance requirements in this Grant. Grantee must furnish acceptable insurance certificates to: ode.insurance@ode.oregon.gov within five (5) business days after execution of this Grant Agreement.

NOTICE OF CHANGE OR CANCELLATION

Grantee or its insurer must provide at least 30 days' written notice to Agency before cancellation of, material change to, potential exhaustion of aggregate limits of, or non-renewal of the required insurance coverage(s).

INSURANCE REQUIREMENT REVIEW

Grantee agrees to periodic review of insurance requirements by Agency under this Grant, and to provide updated requirements as mutually agreed upon by Grantee and Agency.

STATE ACCEPTANCE

All insurance providers are subject to Agency acceptance. If requested by Agency, Grantee must provide complete copies of insurance policies, endorsements, self-insurance documents and related insurance documents to Agency's representatives responsible for verification of the insurance coverages required under this Exhibit B.

District Administration Office
Mr. Sean Gallagher – Acting Superintendent
301 S 3rd St
Alsea, OR 97324
Office: 541 487-4305
Fax: 541 487-4089
Cell: 541 417-0326
Email: sean.gallagher@alsea.k12.or.us
www.alsea.k12.or.us

MEMO

Date: 6/8/2022

To: Board of Directors

From: Sean Gallagher – Acting Superintendent

Re: Business Manager Services Recommendation

The district has been advertising for applicants for the open Business Manager position. None of the applicants meet the minimum requirements for the Business Manager position. ASD has the opportunity to contract with LBL ESD and have an experienced Business Manager to provide these services for our district. This years budget development was a heavy lift, next years will also be a heavy lift, this requires an experienced individual. I am also requesting that LBL ESD provides a payroll audit review of 2021-22 as I have found multiple inconsistencies and potential violations in regards to payroll decisions. I want to make perfectly clear that these inconsistencies lie with the prior administration, not the current personnel. The district needs to ensure we are compensating our employees appropriately, fairly, and in compliance with Oregon Bureau of Labor & Industry (BOLI) standards. I recommend the board approves this recommendation.

Linn Benton Lincoln Education Service District · 905 4th Avenue SE · Albany, Oregon 97321 · Phone: 541-812-2600 · Fax: 541-926-6047 · www.lblesd.k12.or.us

To: Alsea Board of Directors
Re: Proposal for Business Services for Alsea School District
Date: Date: June 8, 2022
From: Jackie Olsen, LBL Chief Financial Officer

LBL proposes providing the following services to the Alsea School District for the 2022-2023 school year:

1. **Business Manager Services ($140,000)**
    a. Coordination of district budgeting preparation, monitoring, and reporting activities.
    b. Coordination of the Annual Fiscal Audit.
    c. Management of Cash and Investments.
    d. Reconcile all bank statements on a monthly basis.
    e. Provide purchase order approval on all requisitions.
    f. Provide journal entry approval.
    g. Management of General Ledger.
    h. Management of Debt Service.
    i. Management of grants including Maintenance of Effort.
    j. Management of Fixed Assets.
    k. Management of online charter calculations and payments.
    l. Monthly Fiscal Reports for the Board.
    m. Complete ODE reports as agreed upon.
    n. Security Administration of School ERP Pro.
    o. Attendance at Board meetings will be virtual unless requested and approved ahead of time
    p. Attendance at Budget meeting will be in person.
    q. Provide a staff member on site 2 days per week. Remaining work will be completed at an LBL site.
    r. LBL ESD will not provide supervision or management of District staff.

2. **Payroll Audit/Review of fiscal year 2021-2022 ($25,000)**
    a. Review the 2021-2022 payroll for accuracy and discrepancies.
    b. Identify areas that may need to be corrected.
    c. Develop a plan of action to have all issues resolved by December 31, 2022.

The District will be assigned a primary contact at LBL. All assignments will be at the discretion of the LBL ESD Executive Finance Officer. This will facilitate the process of inquiry and notification between our agencies, employees and vendors.

District Responsibilities:

1. To provide a work space for LBL employees to work when they are onsite.
2. Should any services beyond the scope of this agreement be requested by the District or required of LBL ESD, LBL ESD and the District will negotiate an amount to be included in a contract addendum.
3. Extra hours not related to the Scope of Services as outlined above will be billed at a rate of $82.00 per hour.
4. The District shall, take formal action regarding whether or not it intends to extend this contract through the 2023-2024 school year, no later than its regular April 2024 board meeting.

22. **Board Business: a. School Board Training Retreat**

Sean Gallagher, Superintendent
301 S 3rd St
PO BOX B
Alsea, OR 97324
Office: 541 487-5643
Fax: 541 487-4089
Email: sean,gallagher@alsea.k12.or.us
www.alsea.k12.or.us

MEMO

Date: June 1, 2022

To: Alsea School Board

From: Sean Gallagher

Re: School Board Training/Retreat

Vincent spoke to the board about a retreat to continue with training. I asked him what a retreat for a school board looked like and he told me that it can be one day of 8 hours or two days of 4 hours. We would most likely conduct the training at the school since it would be free versus renting space.

We could have breakfast/lunch depending on what you would like to do. Retreats are set aside for the board to engage more deeply with the superintendent and staff on complex topics, to have open-ended conversations that support board work, and to work on board development training. Secondary but another important outcome of retreats is time for the board members to interact informally, which is particularly crucial when the board has new membership

The board chair and superintendent will work together on an agenda for this training.

The following dates are what Vincent has available:

June 15
June 28, 29, 30
July 12,13,14
July 19,20,21
July 28

Right now, he is flexible for August. Please check your calendar and we can discuss and hopefully come up with a decision for dates according to our preferences. Provided is a list of development topics that Vincent has suggested:

- **Role of the Board/Ethics**
  The basics of board work with an emphasis on the relationship between the board and superintendent. (3 hours)
- **Public Meeting Law/Executive Session**
  Fundamentals of meeting requirements for boards (1.5 hours)
- **Agenda Review/Meeting Procedure**
  Debrief my observation of the board's 5/12/2022 meeting and the basics of parliamentary procedure (1.5 hours)
- **Superintendent Evaluation**
  Overview of process and discussion around plan development.
- **Board and Board-Superintendent Operating Agreements**
  2 hour facilitated formative discussion followed by document presentation
- **Superintendent Search** Extensive process starting mid-Fall 2022.

Most of the above could be accomplished in a retreat. It will take around 9 hours to complete but some will need to be accomplished in the fall. If there are priorities that you feel Vincent has missed, or we need to discuss, please make sure to bring it up in our meeting. Vincent is willing to help us with anything that will help the board meet their needs

23. **Personnel Consent Agenda:**

   d. **Resignation - Jackie Hendrix - HS Secretary, Alsea Brick and Mortar**
   e. **Resignation - Suzette Vogler - Kitchen Staff, Alsea Brick and Mortar**
   f. **New Hire - Bart Rothenberger - Vice Principal/ Athletic Director, Alsea Brick and Mortar**
   g. **New Hire - Michelle Morimoto- Speech Language Pathologist (SLP), Alsea Brick and Mortar, 50% and 50% LaHO.**
   h. **New Hire - Heather Shunk - Vice Principal, LaHO, District Special Programs Administrator.**

Tim France, Online Administrator
301 S 3rd St
Alsea, OR 97324
Office: 541 487-4305
Fax: 541 487-4089
Cell: 541 417-0326
Email: tim.france@alsea.k12.or.us
www.alsea.k12.or.us

MEMO

ok for board approval
6/3/22

Date: 6/3/2022

To: Sean Gallagher

From: Tim France

Re: Recommendation for Online Assistant Principal

The three-member hiring committee unanimously recommends Heather Shunk to fill the Online Assistant Principal position. She has previous experience in both online and brick and mortar school administration. Heather is also already an Alsea SD employee, as a few months ago she was hired for the .25 TAG Coordinator. She has attending staff meetings, learning our program, and even been filling in as a sub on a few occasions. She has made connections with our staff and is building rapport with them. Heather understands the position is remote but is willing to be in person at Alsea at critical times of the year.

Eric Clendenin - HS/MS Principal
301 S 3rd St
PO BOX B
Alsea, OR 97324
Office: 541 487-5643
Fax: 541 487-4089
Cell: 541 760-7968
Email: Shirley.koetz@alsea.k12.or.us
www.alsea.k12.or.us

MEMO

ok for board approval
6/1/22

Date: 5/27/22

To: Sean Gallagher

From: Eric Clendenin

Re: hiring our new Vice Principal/Athletic Director

Good afternoon Sean.

It is with great excitement and anticipation that I forward to you our top candidate to be the new K-12 Vice Principal/Athletic Director here at Alsea School. The candidate in question is Bart Rothenberger, currently the VP/AD at Toledo HS. Mr. Rothenberger is our hiring committee's unanimously selected finalist for your approval.

Mr. Rothenberger brings with him a long and distinguished career that will fit nicely with our administrative team, our K-12 professionals, our deserving students, and our unique community of Alsea.

I can't imagine a better fit for our school.

Please let me know if you have any other questions.

Respectfully,

Eric S. Clendenin
MS/HS Principal
Alsea School

l Doe, Special Education Director

301 S 3rd St
Alsea, OR 97324
Office: 541 487-4305
Fax: 541 487-4089
Cell: 541-714-3505
Email: cheryl.doe@alsea.or.us
www.alsea.k12.or.us

MEMO

Date: 5/18/2022

To: Sean Gallagher

From: Cheryl Doe

Re: SLP Position

OK for board approval
6/3/22

Please approve the hire of Michelle Morimoto to the position of Speech and Language Pathologist for .5 Alsea campus and .5 Learn at Home. Michelle will be a great additional to our team! She has previously serviced as a contracted SLP through the ESD so is familiar with our staff and students. This hire will help the special education budget in allowing us to use the funds we currently pay to the ESD towards her salary. She will be able to provide needed assessments to the IEP students at Learn at Home and deliver services on campus.

Cheryl Doe

District Administration Office
Mr. Sean Gallagher – Acting Superintendent
301 S 3rd St
Alsea, OR 97324
Office: 541 487-4305
Fax: 541 487-4089
Cell: 541 417-0326
Email: sean.gallagher@alsea.k12.or.us
www.alsea.k12.or.us

MEMO

Date: 6/3/2022

To: Board of Directors

From: Sean Gallagher – Acting Superintendent

Re: Job Reassignment

I am honored to recommend Mr. Tim Pearson to become a 0.5 FTE Instructional Coach for the 2022-23 school year. This position is fully funded through a statewide Recruitment and Retention Grant (HB 4030). Currently 86% of our certified staff are probationary employees, very new to their careers. HB 4030 money will provide funding support for a Teacher Mentor/Mentee program coordinated through LBL ESD for the 2022-23 school year. We simply will not be able to find enough mentors in the region to cover all of our staff. The Instructional Coach position will fill in that gap by mentoring multiple staff, participating in the LBL ESD Mentor/Mentee training program, and providing that extra support for staff as they continue to learn the art of teaching. Mr. Pearson is a 30+ year teaching veteran whom has served as our Elementary Dean of Students the last part of the 2021-22 school year. He is well versed in the art of teaching, and well respected amongst staff, students, and parents. As a Alsea HS graduate himself, he is also well connected to our community and understands the ASD culture. I recommend the board approves this reassignment of duties for Mr. Pearson.

24. **Key Dates and Calendar Updates: Important Dates:**
J-Term is Monday, June 6 to Thursday, June 16.
Graduation is Friday, June 10 at 7pm Football Field/Grandstands.
8th Grade Promotion, June 15 at 6:00pm
Staff BBQ, June 17 at 12:30

25. Next Meeting Date: July 14, 2022 – Regular Board Meeting

Adjournment:

26. **Executive Session:**
To consult with counsel concerning the legal rights and duties of a public body with regard to current litigation or litigation likely to be filed. (ORS 192.660(2)(h))