**Notice of Regular Meeting**
**Board of Trustees**
**Wednesday, November 18, 2026**

A Regular Meeting of the Board of Trustees will be held on Wednesday, November 18, 2026, beginning at 6:00 PM, in the Lovenberg Administration Building, 3904 Avenue T, Galveston, TX 77550.

The subjects to be discussed or considered or upon which any formal action may be taken are listed below. Items do not have to be taken in the same order as shown on this meeting notice. For more information about public comment, see Policy BED. Unless removed from the consent agenda, items identified within the consent agenda will be acted on at one time.

The subjects discussed or considered or upon which any formal action may be taken are as listed below. Items do not have to be taken in the order shown.

1) Call to order Open Session in the Board Room of the Lovenberg Administration Building, 3904 Avenue T, Galveston, Texas.
2) Pledge of Allegiance to the United States flag and the Texas flag.
3) Administer Oath of Office to Single-Member Districts 5E and 6F
4) Citizen's Request to Address the Board on Agenda and Non-Agenda Items. Please complete sign-up sheets available in the lobby prior to the start of the meeting.
5) Declaration of Conflicts of Interest.
6) District Reports
    A) Superintendent's Report
        1) SPED Participation/Performance - Beaird
        2) Content Specialist (Interventionist) Report - Scott
        3) Academic Integrity Updates - Pillar
7) Financial Reports and Budget Update 4
8) REGULAR AGENDA- Action Items
9) The Board may recess into Closed Executive Session in the Library as permitted by the Texas Open Meeting Act Government Code Sections 551.071- 551.090 Subchapter D and E.

Should any final action, final decision, or final vote be required in the opinion of the School Board with regard to any matter considered in such closed meeting then the final action, final decision, or final vote shall be either:
A) in the open meeting covered by the Notice upon the reconvening of the public meeting; or
B) at a subsequent public meeting of the School Board upon notice thereof; as the School Board shall determine.

A) Consultation with Attorney (Tex. Govt. Code Section 551.071)
    1) Address legal questions or issues raised by Trustees.
    2) Update on Ball North roof mediation
B) Personnel Matters (Tex. Govt. Code Section 551.074)
    1) Discuss Personnel Matters and Board and Superintendent Duties. (Texas Government Code 551.074: For the purpose of considering the appointment, employment, evaluation, reassignment, duties, discipline, or dismissal of a public officer or employee or to hear complaints or charges against a public officer or employee, including the mid-contract termination of probationary contract employees.)
C) Real Property (Tex. Govt Code Section 551.072)

1) Discuss the purchase, exchange, lease or value of real estate in which the discussion in an open meeting would have a detrimental effect on the ability of the school district to negotiate with a third party.

D) Prospective Gifts or Donations (Tex. Govt Code Section 551.073)

1) Discuss prospective gifts or donations to the Galveston Independent School District and/or individual campuses, programs or facilities.

10) Reestablish the open meeting of the Galveston ISD Board of Trustees.

11) CONSENT AGENDA - Action Items

A) Consider approval of the minutes from the October 28, 2026, Regular School Board Meeting. 49

B) Consider approval of personnel resignations and recommendations with contracts. 54

C) Discuss and consider approval of payment of attorney fees. 55

D) Consider approval of Budget Amendments 56

E) Discuss and consider accepting donations in accordance with Board Policy CDC Local. 58

F) Discuss and consider administration's proposal for mid-contract termination of the probationary contracts of two district employees. 60

G) Discuss and consider approval of RFP 2026-27-001 Driving School Services Program for High School Students 61

H) Consider delegation of authority to purchase one white fleet vehicle (CTE Van) 64

I) Discuss and Consider Approval of JW Kelso for Bid Package #22 (Interior Concrete) for use on the Ball High School South Renovation Project. 66

12) Suggested Future Agenda Items

13) COMMENTS FROM THE BOARD OF TRUSTEES

Pursuant to Texas Government Code Section 551.0415, Trustees may report on any of the following items:

1. Expressions of thanks, gratitude, and condolences
2. Information regarding holiday schedules
3. Honorary or salutary recognition of a public official, public employee, or other citizen
4. Reminders regarding GISD events
5. Reminders regarding community events
6. Health and safety announcements

14) Adjournment

If, during the course of the meeting, discussion of any item on the agenda should be held in a closed meeting, the board will conduct a closed meeting in accordance with the Texas Open Meetings Act, Texas Government Code, Chapter 551, Subchapters D and E or Texas Government Code section 418.183(f). Before any closed meeting is convened, the presiding officer will publicly identify the section or sections of the Act authorizing the closed meeting. All final votes, actions, or decisions will be taken in open meeting. [See TASB Policy BEC(LEGAL)]

For the Board of Trustees

# EXECUTIVE SUMMARY — NOVEMBER 18, 2026 BOARD MEETING

## PERIOD ENDING OCTOBER 31, 2026

## REVENUE (REPORT #1)

| FISCAL YEAR | ACTUAL | PERCENTAGE |
|---|---|---|
| FY27 | $4,204,108 | 4.0% OF BUDGETED COLLECTIONS |
| FY26 | $3,876,138 | 3.7% OF BUDGETED COLLECTIONS |

## EXPENDITURES (REPORT #2)

| FISCAL YEAR | ACTUAL | PERCENTAGE |
|---|---|---|
| FY26 | $12,386,888 | 11.6% OF BUDGETED EXPENDITURES |
| FY25 | $12,260,045 | 11.5% OF BUDGETED EXPENDITURES |

## CASH & INVESTMENTS (REPORT #3)

| | | |
|---|---|---|
| Moody Bank | $18,276,714.73 | |
| Texas Class Investment Pool | $62,242,894.27 | N/A (Investment Pool) |
| Texas Range | $14,156,816.19 | N/A (Investment Pool) |
| Fidelity Investments | $108,211,357.72 | Treasury & Federal Agency Securities |
| Total | $202,887,782.91 | |

## COLLECTIONS (REPORT #4)

| Fund | Budget | Amount Collected | % Collected |
|---|---|---|---|
| Maintenance & Operations | $92,793,922 | $868,832 | 0.9% |
| Interest & Sinking (Debt Payment) | $22,188,000 | $205,999 | 0.9% |

## BOND 2022-2023 CONSTRUCTION (REPORT #5)

| SPENT PTD | ENCUMBERED PTD |
|---|---|
| $230,265,258 | $62,761,327 |

## VENDORS W/ AGGR. PURCHASES >$50K (REPORT #7)

| | |
|---|---|
| REGULAR VENDOR TOTAL | 14 |
| REG VENDOR AMOUNT TOTAL | $2,172,222.31 |
| BOND VENDOR TOTAL | 12 |
| BOND VENDOR AMOUNT TOTAL | $3,999,555.19 |

## BOND 2022 INTEREST (REPORT #6)

| | |
|---|---|
| MOODY BANK AND TEXAS CLASS (POOLS ONLY) | $9,456,182 |

## MONTHLY CHECK REGISTER (REPORT #9)

$2,072,924.54
SEE DIGITAL COPY—ATTACHMENT J

## LOCAL VENDOR ACTIVITY (REPORT #8)

| | |
|---|---|
| VENDOR TOTAL | 51 |
| VENDOR AMOUNT TOTAL | $1,646,904.79 |

## FINANCE HIGHLIGHTS

Buyboard Rebate Back to District - $19,027

## Financial Reports – Executive Summary, Board Meeting 11/18/2026

The following reports representing period ending 10/31/2026, are attached for your review:

Report No. 1 – Attachment B – General Fund revenue collected through the period totals $4,204,108 or 4.0% of projected collections. For the same period in FY 2025-2026, revenue totaled $3,876,138 or 3.7% of budgeted collections. See attachment B.

Report No. 2 – Attachment C – General Fund expenditures through the period total $12,386,888 or 11.6% of total projected expenditures. For the same period in FY 2025-2026, expenditures totaled $12,260,045 or 11.5% of budgeted expenditures. See attachment C.

Report No. 3 – Cash and investment report. See attachment D.

Funds held by each financial institution at 10/31/26 are as follows:

| | | |
|---|---|---|
| Moody Bank | 18,276,714.73 | Pledged securities $18,460,000 |
| Texas Class Investment Pool | 62,242,894.27 | N/A (Investment Pool) |
| Texas Range | 14,156,816.19 | N/A (Investment Pool) |
| Fidelity Investments – Bond | 103,019,549.45 | Treasury & Federal Agency Securities |
| Fidelity Investments – Gen Fund | 5,191,808.27 | Treasury & Federal Agency SecuritiesJEF |
| Total | $202,887,782.91 | |

Report No. 4 – Current ad valorem taxes, delinquent taxes, and penalties & interest collections through the period are as follows (See attachment E).

| Fund | Budget | Amount Collected | % Collected |
|---|---|---|---|
| Maintenance & Operations | $92,793,922 | $868,832 | 0.9% |
| Interest & Sinking (Debt Payment) | $22,188,000 | $205,999 | 0.9% |

For the same period in FY 2025-2026, collections were $722,005 (0.8%) for M&O and $163,329 (0.7%) for I&S.

Report No. 5 – 2022 Bond Construction Projects. See attachment F.

Report No. 6 – 2022 Bond Interest Earned. See attachment G

Report No. 7 – Vendors with aggregate purchases for FY 2026-2027 that exceed $50,000. See attachment H (General Fund) and H-1 (Bonds).

Report No. 8 – Local vendor activity for FY 2026-2027 (zip codes 77550-77559). See attachment I.

Report No. 9 - Monthly Check Register. See attachment J.

Report No. 10 – Legal Fee Summary FY 2026-2027. See attachment K.

Report No. 11 - Executive Summary

GALVESTON ISD
GENERAL FUND REVENUES BY MAJOR OBJECT
AS OF 10/31/2026

| | | 2026-2027 Revised Budget | Monthly Receipts 10/31/2026 | FYTD Activity 10/31/2026 | 2026-2027 FYTD (Under)/Over Budget |
|---|---|---|---|---|---|
| 57-- | LOCAL REVENUE | $ 96,191,922 | $ 812,590 | $ 1,303,294 | $ (94,888,628) |
| 58-- | STATE REVENUE | $ 8,578,661 | $ 1,280,141 | $ 2,460,633 | $ (6,118,028) |
| 59-- | FEDERAL REVENUE | $ 686,000 | $ 26,092 | $ 440,181 | $ (245,819) |
| 79-- | TRANSFERS IN | $ 15,000 | $ - | $ - | $ (15,000) |
| --- | | $ 105,471,583 | $ 2,118,823 | $ 4,204,108 | $ (101,267,475) |
| | % COLLECTED | 4.0% | | | |

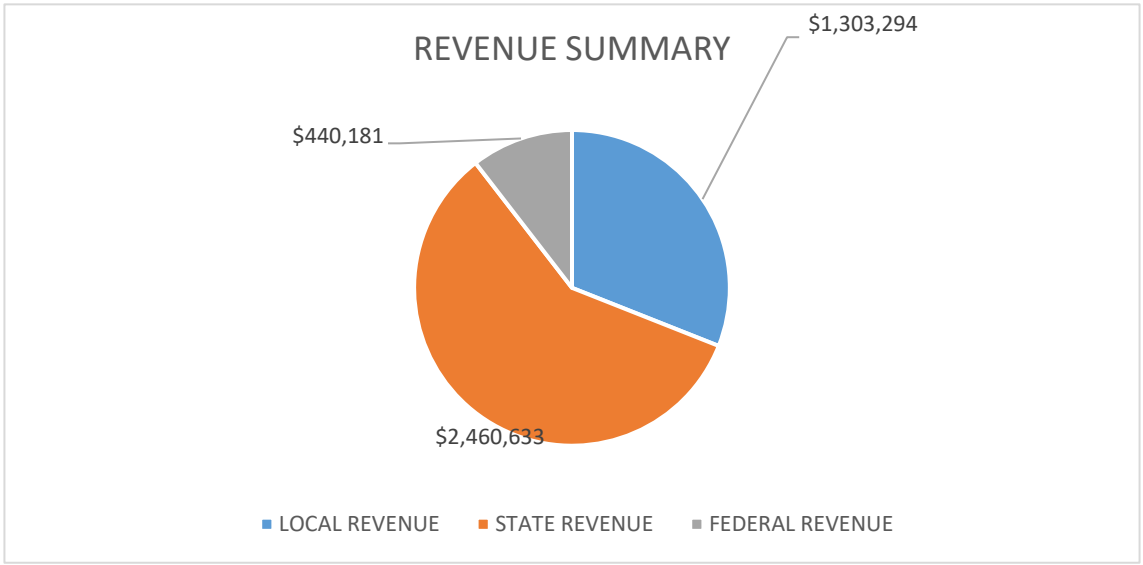


ATTACHMENT B

GALVESTON ISD
GENERAL FUND EXPENDITURES BY FUNCTION
AS OF 10/31/2026

| FC | Function | Revised Expense Budget 2026-2027 | FYTD Activity October 2026-2027 | Encumbered October 2026-2027 | Expenses + Encumbered | Unencumbered Balance October 2026-2027 |
|---|---|---|---|---|---|---|
| 11 | INSTRUCTION | $ 45,035,974 | $ 6,440,534 | $ 3,374,291 | $ 9,814,825 | $ (35,221,149) |
| 12 | LIBRARY | $ 352,288 | $ 53,088 | $ - | $ 53,088 | $ (299,200) |
| 13 | TEACHER STAFF DEVELOPMENT | $ 580,989 | $ 106,132 | $ 6,735 | $ 112,866 | $ (468,123) |
| 21 | INSTRUCTIONAL ADMINISTRATION | $ 1,396,888 | $ 216,786 | $ 10,156 | $ 226,942 | $ (1,169,946) |
| 23 | CAMPUS PRINCIPALS | $ 4,103,872 | $ 653,621 | $ 5,090 | $ 658,711 | $ (3,445,161) |
| 31 | COUNSELING | $ 2,271,567 | $ 376,657 | $ - | $ 376,657 | $ (1,894,910) |
| 32 | SOCIAL WORK | $ 138,499 | $ 20,638 | $ 950 | $ 21,588 | $ (116,911) |
| 33 | NURSES | $ 903,378 | $ 117,945 | $ 819 | $ 118,764 | $ (784,614) |
| 34 | TRANSPORTATION | $ 4,055,984 | $ 714,295 | $ 259,244 | $ 973,539 | $ (3,082,445) |
| 35 | FOOD SERVICE | $ - | $ 3,293 | $ - | $ 3,293 | $ 3,293 |
| 36 | CO/EXTRA CURRICULAR ACTIVITIES | $ 1,969,000 | $ 341,277 | $ 78,230 | $ 419,506 | $ (1,549,494) |
| 41 | GENERAL ADMINISTRATION | $ 3,502,026 | $ 591,249 | $ 339,204 | $ 930,452 | $ (2,571,574) |
| 51 | MAINTENANCE | $ 9,642,100 | $ 1,923,192 | $ 730,321 | $ 2,653,514 | $ (6,988,587) |
| 52 | SECURITY | $ 1,411,175 | $ 275,045 | $ 17,802 | $ 292,847 | $ (1,118,328) |
| 53 | TECHNOLOGY DEPARTMENT | $ 2,105,006 | $ 524,617 | $ (6,866) | $ 517,751 | $ (1,587,255) |
| 61 | COMMUNITY SERVICES | $ 73,604 | $ 11,277 | $ 1,137 | $ 12,413 | $ (61,191) |
| 71 | DEBT SERVICE | $ 110,000 | $ 17,242 | $ 86,208 | $ 103,449 | $ (6,551) |
| 81 | CONSTRUCTION | $ 149,500 | $ - | $ - | $ - | $ (149,500) |
| 91 | CHAPTER 41 RECAPTURE | $ 27,619,731 | $ - | $ - | $ - | $ (27,619,731) |
| 93 | PMTS TO FISCAL AGENT/SSA | $ 50,000 | $ - | $ - | $ - | $ (50,000) |
| 99 | APPRAISAL DISTRICT FEES | $ 1,200,000 | $ - | $ 1,170,292 | $ 1,170,292 | $ (29,708) |
| -- | COLUMN TOTALS | $ 106,671,583 | $ 12,386,888 | $ 6,073,611 | $ 18,460,499 | $ (88,211,084) |
| | EXPENDITURES AS A % OF BUDGET | | 11.6% | | 17.3% | |

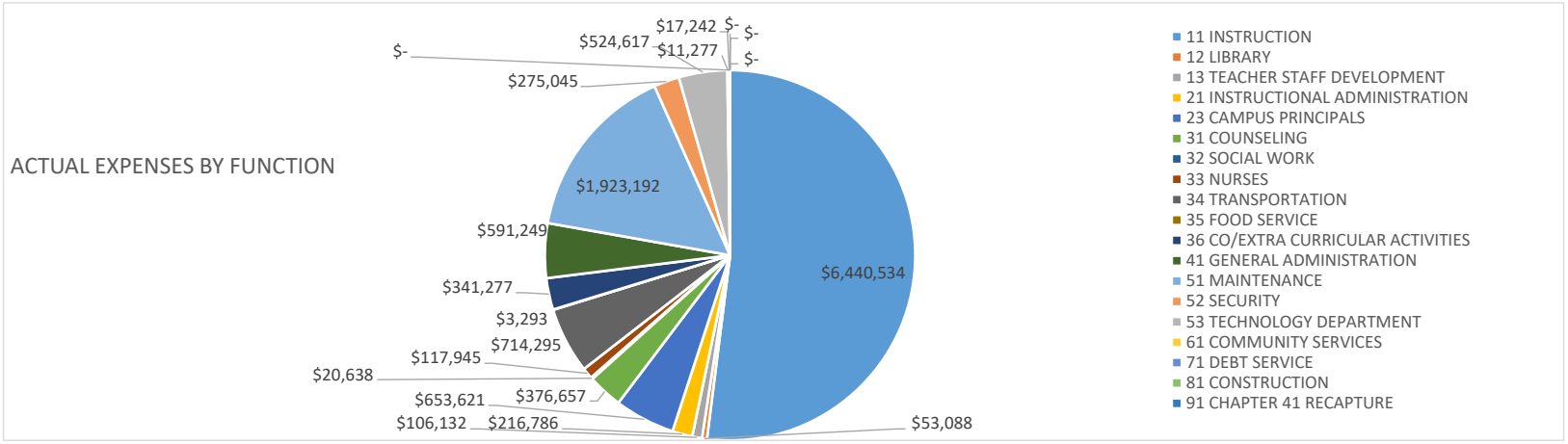

# Galveston ISD
# Portfolio Management
# Portfolio Summary
# October 31, 2026

HUB Investment Partners LLC
900 S Capital of Texas Hwy
350
Austin, TX 78746
(512)600-5200

| Investments | Par Value | Market Value | Book Value | % of Portfolio | Term | Days to Maturity | YTM 365 Equiv. |
|---|---|---|---|---|---|---|---|
| Term Series | 17,000,000.00 | 17,000,000.00 | 17,000,000.00 | 8.37 | 336 | 261 | 4.436 |
| Treasury Coupon Securities | 10,446,000.00 | 10,386,021.41 | 10,415,152.69 | 5.13 | 573 | 512 | 4.361 |
| Treasury Discounts -Amortizing | 92,147,000.00 | 90,508,428.79 | 90,661,928.30 | 44.65 | 335 | 157 | 3.824 |
| Investment Pools | 59,399,710.46 | 59,399,710.46 | 59,399,710.46 | 29.25 | 1 | 1 | 4.004 |
| Bank Accounts | 15,000,432.42 | 15,000,432.42 | 15,000,432.42 | 7.39 | 1 | 1 | 2.980 |
| Money Market Accounts | 10,593,189.29 | 10,593,189.29 | 10,593,189.29 | 5.22 | 1 | 1 | 3.527 |
| **Investments** | **204,586,332.17** | **202,887,782.37** | **203,070,413.16** | **100.00%** | **208** | **119** | **3.878** |
| **Cash and Accrued Interest** | | | | | | | |
| Accrued Interest at Purchase | | 44,098.83 | 44,098.83 | | | | |
| Ending Accrued Interest | | 209,593.46 | 209,593.46 | | | | |
| Subtotal | | 253,692.29 | 253,692.29 | | | | |
| **Total Cash and Investments Value** | **204,586,332.17** | **203,141,474.66** | **203,324,105.45** | | **208** | **119** | **3.878** |

| Total Earnings | October 31 Month Ending | Fiscal Year To Date |
|---|---|---|
| Current Year | 669,069.22 | 1,309,608.29 |
| **Average Daily Balance** | **216,556,218.60** | **211,566,854.31** |
| **Effective Rate of Return** | **3.64%** | **3.70%** |

The following reports are submitted in accordance with the Public Funds Investment Act (Texas Gov't Code 2256). The reports also offer supplemental information not required by the Act in order to fully inform the governing body of the District of the position and activity within the District's portfolio of investments.

Lorraine Dochoda, Director of Accounting

Jeff Martello, Chief Financial Officer

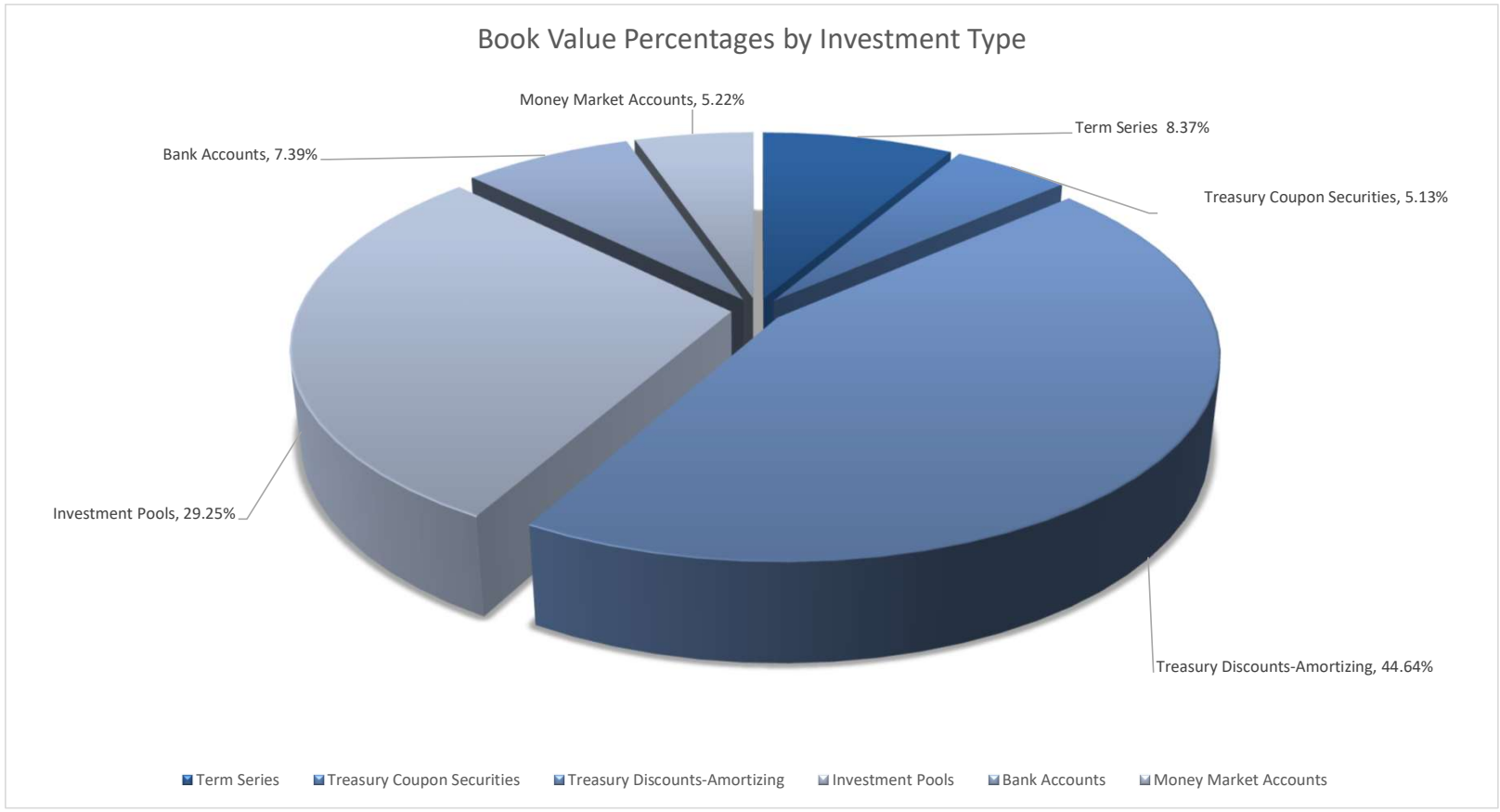
Book Value Percentages by Investment Type
Money Market Accounts, 5.22%
Term Series 8.37%
Bank Accounts, 7.39%
Treasury Coupon Securities, 5.13%
Investment Pools, 29.25%
Treasury Discounts-Amortizing, 44.64%
Term Series
Treasury Coupon Securities
Treasury Discounts-Amortizing
Investment Pools
Bank Accounts
Money Market Accounts

# Galveston ISD
## Fund GEN OP - General Operating
## Investments by Fund
## October 31, 2026

HUB Investment Partners LLC
900 S Capital of Texas Hwy
350
Austin, TX 78746
(512)600-5200

| CUSIP | Investment # | Issuer | Purchase Date | Book Value | Par Value | Market Value | Current Rate | YTM 360 | YTM 365 | Maturity Date | Days To Maturity |
|---|---|---|---|---|---|---|---|---|---|---|---|
| **Term Series** | | | | | | | | | | | |
| TERM SER II | 10340 | Texas Class | 06/09/2026 | 7,000,000.00 | 7,000,000.00 | 7,000,000.00 | 4.130 | 4.073 | 4.130 | 06/09/2027 | 220 |
| TX TERM 8/27 | 10346 | Texas Term | 10/05/2026 | 5,000,000.00 | 5,000,000.00 | 5,000,000.00 | 4.610 | 4.546 | 4.610 | 08/02/2027 | 274 |
| TX TERM 9/27 | 10347 | Texas Term | 10/05/2026 | 5,000,000.00 | 5,000,000.00 | 5,000,000.00 | 4.690 | 4.625 | 4.690 | 09/01/2027 | 304 |
| | | **Subtotal and Average** | | **17,000,000.00** | **17,000,000.00** | **17,000,000.00** | | **4.375** | **4.436** | | **260** |
| **Treasury Coupon Securities** | | | | | | | | | | | |
| 91282CGT2 | 10342 | US Treasury | 08/14/2026 | 2,295,751.26 | 2,311,000.00 | 2,282,574.70 | 3.625 | 4.054 | 4.110 | 03/31/2028 | 516 |
| 91282CRB9 | 10343 | US Treasury | 08/14/2026 | 2,887,026.15 | 2,881,000.00 | 2,865,471.41 | 4.250 | 4.066 | 4.123 | 07/31/2028 | 638 |
| | | **Subtotal and Average** | | **5,182,777.41** | **5,192,000.00** | **5,148,046.11** | | **4.061** | **4.118** | | **583** |
| **Investment Pools** | | | | | | | | | | | |
| TX GEN-0001 | 10237 | Texas Class | 09/01/2022 | 12,404,468.59 | 12,404,468.59 | 12,404,468.59 | 4.014 | 3.959 | 4.014 | | 1 |
| TX DLY 1227-02 | 10231 | Texas Range | 09/01/2022 | 3,048,069.42 | 3,048,069.42 | 3,048,069.42 | 3.870 | 3.816 | 3.870 | | 1 |
| | | **Subtotal and Average** | | **15,452,538.01** | **15,452,538.01** | **15,452,538.01** | | **3.931** | **3.986** | | **1** |
| **Bank Accounts** | | | | | | | | | | | |
| MB GEN 7601 | 10246 | Moody Bank | 09/01/2022 | 2,780,989.72 | 2,780,989.72 | 2,780,989.72 | 0.050 | 0.049 | 0.050 | | 1 |
| MB GEN 0616 | 10293 | Moody Bank | 05/01/2023 | 11,127,222.28 | 11,127,222.28 | 11,127,222.28 | 4.000 | 3.945 | 4.000 | | 1 |
| MB SCH CSH 1600 | 10305 | Moody Bank | 05/01/2024 | 0.54 | 0.54 | 0.54 | | | | | 1 |
| | | **Subtotal and Average** | | **13,908,212.54** | **13,908,212.54** | **13,908,212.54** | | **3.166** | **3.210** | | **1** |
| **Money Market Accounts** | | | | | | | | | | | |
| FID 2847 MM | 10344 | Fidelity Investments | 08/11/2026 | 43,761.62 | 43,761.62 | 43,761.62 | 3.630 | 3.630 | 3.680 | | 1 |
| | | **Subtotal and Average** | | **43,761.62** | **43,761.62** | **43,761.62** | | **3.630** | **3.680** | | **1** |
| | | **Total Investments and Average** | | **51,587,289.58** | **51,596,512.17** | **51,552,558.28** | | **3.884** | **3.938** | | **145** |

# Fund DS - Interest & Sinking
# Investments by Fund
# October 31, 2026



| CUSIP | Investment # | Issuer | Purchase Date | Book Value | Par Value | Market Value | Current Rate | YTM 360 | YTM 365 | Maturity Days To Date Maturity |
|---|---|---|---|---|---|---|---|---|---|---|
| **Investment Pools** | | | | | | | | | | |
| TX DEBT-0002 | 10238 | Texas Class | 09/01/2022 | 2,911,123.57 | 2,911,123.57 | 2,911,123.57 | 4.014 | 3.959 | 4.014 | 1 |
| TX DLY 1227-04 | 10232 | Texas Range | 09/01/2022 | 252,425.70 | 252,425.70 | 252,425.70 | 3.870 | 3.816 | 3.870 | 1 |
| | | | **Subtotal and Average** | **3,163,549.27** | **3,163,549.27** | **3,163,549.27** | | **3.948** | **4.003** | **1** |
| **Bank Accounts** | | | | | | | | | | |
| MB DS 2049 | 10243 | Moody Bank | 09/01/2022 | 2,878.87 | 2,878.87 | 2,878.87 | 0.050 | 0.049 | 0.050 | 1 |
| | | | **Subtotal and Average** | **2,878.87** | **2,878.87** | **2,878.87** | | **0.049** | **0.050** | **1** |
| **Money Market Accounts** | | | | | | | | | | |
| MB DS MM 7635 | 10244 | Moody Bank | 09/01/2022 | 3,276,282.31 | 3,276,282.31 | 3,276,282.31 | 3.140 | 3.140 | 3.183 | 1 |
| | | | **Subtotal and Average** | **3,276,282.31** | **3,276,282.31** | **3,276,282.31** | | **3.140** | **3.184** | **1** |
| | | | **Total Investments and Average** | **6,442,710.45** | **6,442,710.45** | **6,442,710.45** | | **3.535** | **3.584** | **1** |

# Fund STUACT - Student Activity
# Investments by Fund
# October 31, 2026



| CUSIP | Investment # | Issuer | Purchase Date | Book Value | Par Value | Market Value | Current Rate | YTM 360 | YTM 365 | Maturity Days To Date Maturity |
|---|---|---|---|---|---|---|---|---|---|---|
| **Investment Pools** | | | | | | | | | | |
| TX ACT-0004 | 10240 | Texas Class | 09/01/2022 | 499,182.73 | 499,182.73 | 499,182.73 | 4.014 | 3.959 | 4.014 | 1 |
| | | **Subtotal and Average** | | **499,182.73** | **499,182.73** | **499,182.73** | | **3.959** | **4.014** | **1** |
| **Bank Accounts** | | | | | | | | | | |
| MB ACT 7627 | 10241 | Moody Bank | 09/01/2022 | 230,871.54 | 230,871.54 | 230,871.54 | 0.050 | 0.049 | 0.050 | 1 |
| | | **Subtotal and Average** | | **230,871.54** | **230,871.54** | **230,871.54** | | **0.049** | **0.050** | **1** |
| | | **Total Investments and Average** | | **730,054.27** | **730,054.27** | **730,054.27** | | **2.723** | **2.761** | **1** |

# Fund CN - Child Nutrition
# Investments by Fund
# October 31, 2026



| CUSIP | Investment # | Issuer | Purchase Date | Book Value | Par Value | Market Value | Current Rate | YTM 360 | YTM 365 | Maturity Days To Date Maturity |
|---|---|---|---|---|---|---|---|---|---|---|
| **Investment Pools** | | | | | | | | | | |
| TX CNS-0005 | 10282 | Texas Class | 09/01/2022 | 3,627,867.90 | 3,627,867.90 | 3,627,867.90 | 4.014 | 3.959 | 4.014 | 1 |
| TX DLY 1227-08 | 10235 | Texas Range | 09/01/2022 | 856,321.07 | 856,321.07 | 856,321.07 | 3.870 | 3.816 | 3.870 | 1 |
| | | | **Subtotal and Average** | **4,484,188.97** | **4,484,188.97** | **4,484,188.97** | | **3.932** | **3.987** | **1** |
| **Bank Accounts** | | | | | | | | | | |
| MB CN 7619 | 10245 | Moody Bank | 09/01/2022 | 292,064.32 | 292,064.32 | 292,064.32 | 0.050 | 0.049 | 0.050 | 1 |
| | | | **Subtotal and Average** | **292,064.32** | **292,064.32** | **292,064.32** | | **0.049** | **0.050** | **1** |
| | | | **Total Investments and Average** | **4,776,253.29** | **4,776,253.29** | **4,776,253.29** | | **3.695** | **3.746** | **1** |

# Fund BD 2022 CONS FD - Bond 2022 Construction Fund
## Investments by Fund
## October 31, 2026



| CUSIP | Investment # | Issuer | Purchase Date | Book Value | Par Value | Market Value | Current Rate | YTM 360 | YTM 365 | Maturity Date | Days To Maturity |
|---|---|---|---|---|---|---|---|---|---|---|---|
| **Treasury Coupon Securities** | | | | | | | | | | | |
| 91282CMF5 | 10345 | US Treasury | 09/18/2026 | 5,232,375.28 | 5,254,000.00 | 5,237,975.30 | 4.250 | 4.539 | 4.602 | 01/15/2028 | 440 |
| | | **Subtotal and Average** | | **5,232,375.28** | **5,254,000.00** | **5,237,975.30** | | **4.539** | **4.602** | | **440** |
| **Treasury Discounts -Amortizing** | | | | | | | | | | | |
| 912797TC1 | 10332 | US Treasury | 12/26/2025 | 7,213,710.51 | 7,250,000.00 | 7,208,167.50 | 3.400 | 3.538 | 3.587 | 12/24/2026 | 53 |
| 912797TV9 | 10333 | US Treasury | 02/26/2026 | 20,488,007.95 | 20,700,000.00 | 20,450,358.00 | 3.382 | 3.518 | 3.567 | 02/18/2027 | 109 |
| 912797UD7 | 10334 | US Treasury | 03/26/2026 | 12,279,172.59 | 12,450,000.00 | 12,258,394.50 | 3.606 | 3.756 | 3.809 | 03/18/2027 | 137 |
| 912797UX3 | 10335 | US Treasury | 06/08/2026 | 10,337,125.06 | 10,546,000.00 | 10,315,464.44 | 3.695 | 3.846 | 3.900 | 05/13/2027 | 193 |
| 912797UE5 | 10336 | US Treasury | 06/08/2026 | 6,092,846.04 | 6,198,000.00 | 6,081,787.50 | 3.702 | 3.846 | 3.900 | 04/15/2027 | 165 |
| 912797UD7 | 10337 | US Treasury | 06/08/2026 | 6,091,282.32 | 6,177,000.00 | 6,081,935.97 | 3.647 | 3.781 | 3.833 | 03/18/2027 | 137 |
| 912797VF1 | 10338 | US Treasury | 06/22/2026 | 5,447,677.86 | 5,578,000.00 | 5,438,494.22 | 3.806 | 3.970 | 4.025 | 06/10/2027 | 221 |
| 912797VH7 | 10339 | US Treasury | 06/22/2026 | 6,083,636.38 | 6,113,000.00 | 6,082,862.91 | 3.760 | 3.884 | 3.938 | 12/17/2026 | 46 |
| 912797VR5 | 10341 | US Treasury | 08/12/2026 | 16,628,469.59 | 17,135,000.00 | 16,590,963.75 | 3.842 | 4.010 | 4.066 | 08/05/2027 | 277 |
| | | **Subtotal and Average** | | **90,661,928.30** | **92,147,000.00** | **90,508,428.79** | | **3.771** | **3.824** | | **156** |
| **Investment Pools** | | | | | | | | | | | |
| TX BD 2022 | 10284 | Texas Class | 08/30/2022 | 24,809,320.84 | 24,809,320.84 | 24,809,320.84 | 4.014 | 3.959 | 4.014 | | 1 |
| TX DLY 1227-05 | 10233 | Texas Range | 09/01/2022 | 0.00 | 0.00 | 0.00 | | | | | 1 |
| | | **Subtotal and Average** | | **24,809,320.84** | **24,809,320.84** | **24,809,320.84** | | **3.959** | **4.014** | | **1** |
| **Bank Accounts** | | | | | | | | | | | |
| MB BD CON 2022 | 10287 | Moody Bank | 09/08/2022 | 566,405.15 | 566,405.15 | 566,405.15 | 0.050 | 0.049 | 0.050 | | 1 |
| | | **Subtotal and Average** | | **566,405.15** | **566,405.15** | **566,405.15** | | **0.049** | **0.050** | | **1** |
| **Money Market Accounts** | | | | | | | | | | | |
| FID BOND MM | 10286 | Fidelity Investments | 09/22/2022 | 7,273,145.36 | 7,273,145.36 | 7,273,145.36 | 3.630 | 3.630 | 3.680 | | 1 |
| | | **Subtotal and Average** | | **7,273,145.36** | **7,273,145.36** | **7,273,145.36** | | **3.630** | **3.680** | | **1** |
| | | **Total Investments and Average** | | **128,543,174.93** | **130,049,871.35** | **128,395,275.44** | | **3.815** | **3.868** | | **128** |

# Fund BD 2018 CONS FD - Bond 2018 Construction Fund
## Investments by Fund
## October 31, 2026



| CUSIP | Investment # | Issuer | Purchase Date | Book Value | Par Value | Market Value | Current Rate | YTM 360 | YTM 365 | Maturity Days To Date Maturity |
|---|---|---|---|---|---|---|---|---|---|---|
| **Bank Accounts** | | | | | | | | | | |
| MB BD CON 2056 | 10242 | Moody Bank | 09/01/2022 | 0.00 | 0.00 | 0.00 | | | | 1 |
| | | | **Subtotal and Average** | **0.00** | **0.00** | **0.00** | | **0.000** | **0.000** | **0** |
| | | | **Total Investments and Average** | **0.00** | **0.00** | **0.00** | | **0.000** | **0.000** | **0** |

# Fund BD 2023 CONS FD - Bond 2023 Construction Fund
## Investments by Fund
## October 31, 2026



| CUSIP | Investment # | Issuer | Purchase Date | Book Value | Par Value | Market Value | Current Rate | YTM 360 | YTM 365 | Maturity Days To Date Maturity |
|---|---|---|---|---|---|---|---|---|---|---|
| **Investment Pools** | | | | | | | | | | |
| TX BD 2023 | 10291 | Texas Class | 05/03/2023 | 0.00 | 0.00 | 0.00 | | | | 1 |
| | | | **Subtotal and Average** | **0.00** | **0.00** | **0.00** | | **0.000** | **0.000** | **0** |
| **Bank Accounts** | | | | | | | | | | |
| MB 23 BND 5610 | 10292 | Moody Bank | 05/23/2023 | 0.00 | 0.00 | 0.00 | | | | 1 |
| | | | **Subtotal and Average** | **0.00** | **0.00** | **0.00** | | **0.000** | **0.000** | **0** |
| | | | **Total Investments and Average** | **0.00** | **0.00** | **0.00** | | **0.000** | **0.000** | **0** |

# Fund MPAC - MOODY PERF ARTS CENTER
## Investments by Fund
## October 31, 2026



| CUSIP | Investment # | Issuer | Purchase Date | Book Value | Par Value | Market Value | Current Rate | YTM 360 | YTM 365 | Maturity Days To Date Maturity |
|---|---|---|---|---|---|---|---|---|---|---|
| **Investment Pools** | | | | | | | | | | |
| TX MPAC-0008 | 10324 | Texas Class | 05/09/2025 | 5,809,621.14 | 5,809,621.14 | 5,809,621.14 | 4.014 | 3.959 | 4.014 | 1 |
| | | **Subtotal and Average** | | **5,809,621.14** | **5,809,621.14** | **5,809,621.14** | | **3.959** | **4.014** | **1** |
| | | **Total Investments and Average** | | **5,809,621.14** | **5,809,621.14** | **5,809,621.14** | | **3.959** | **4.014** | **1** |

# Fund BLDG FD - Building Proceed Funds
## Investments by Fund
## October 31, 2026



| CUSIP | Investment # | Issuer | Purchase Date | Book Value | Par Value | Market Value | Current Rate | YTM 360 | YTM 365 | Maturity Days To Date Maturity |
|---|---|---|---|---|---|---|---|---|---|---|
| **Investment Pools** | | | | | | | | | | |
| TX BLDG PROC FD | 10330 | Texas Class | 09/19/2025 | 5,181,309.50 | 5,181,309.50 | 5,181,309.50 | 4.014 | 3.959 | 4.014 | 1 |
| | | **Subtotal and Average** | | **5,181,309.50** | **5,181,309.50** | **5,181,309.50** | | **3.959** | **4.014** | **1** |
| | | **Total Investments and Average** | | **5,181,309.50** | **5,181,309.50** | **5,181,309.50** | | **3.959** | **4.014** | **1** |

HUB Investment Partners LLC
900 S Capital of Texas Hwy
350
Austin, TX 78746
(512)600-5200

# Galveston ISD
# Summary by Type
# October 31, 2026
# Grouped by Fund

| Security Type | | Number of Investments | Par Value | Book Value | % of Portfolio | Average YTM 365 | Average Days to Maturity |
|---|---|---|---|---|---|---|---|
| **Fund: Bond 2018 Construction Fund** | | | | | | | |
| Bank Accounts | | 1 | 0.00 | 0.00 | 0.00 | 0.000 | 0 |
| | **Subtotal** | **1** | **0.00** | **0.00** | **0.00** | **0.000** | **0** |
| **Fund: Bond 2022 Construction Fund** | | | | | | | |
| Money Market Accounts | | 1 | 7,273,145.36 | 7,273,145.36 | 3.58 | 3.680 | 1 |
| Bank Accounts | | 1 | 566,405.15 | 566,405.15 | 0.28 | 0.050 | 1 |
| Investment Pools | | 2 | 24,809,320.84 | 24,809,320.84 | 12.22 | 4.014 | 1 |
| Treasury Coupon Securities | | 1 | 5,254,000.00 | 5,232,375.28 | 2.58 | 4.602 | 440 |
| Treasury Discounts -Amortizing | | 9 | 92,147,000.00 | 90,661,928.30 | 44.65 | 3.824 | 157 |
| | **Subtotal** | **14** | **130,049,871.35** | **128,543,174.93** | **63.31** | **3.868** | **129** |
| **Fund: Bond 2023 Construction Fund** | | | | | | | |
| Investment Pools | | 1 | 0.00 | 0.00 | 0.00 | 0.000 | 0 |
| Bank Accounts | | 1 | 0.00 | 0.00 | 0.00 | 0.000 | 0 |
| | **Subtotal** | **2** | **0.00** | **0.00** | **0.00** | **0.000** | **0** |
| **Fund: Building Proceed Funds** | | | | | | | |
| Investment Pools | | 1 | 5,181,309.50 | 5,181,309.50 | 2.55 | 4.014 | 1 |
| | **Subtotal** | **1** | **5,181,309.50** | **5,181,309.50** | **2.55** | **4.014** | **1** |
| **Fund: Child Nutrition** | | | | | | | |
| Investment Pools | | 2 | 4,484,188.97 | 4,484,188.97 | 2.21 | 3.987 | 1 |
| Bank Accounts | | 1 | 292,064.32 | 292,064.32 | 0.14 | 0.050 | 1 |
| | **Subtotal** | **3** | **4,776,253.29** | **4,776,253.29** | **2.35** | **3.746** | **1** |
| **Fund: Interest & Sinking** | | | | | | | |
| Bank Accounts | | 1 | 2,878.87 | 2,878.87 | 0.00 | 0.050 | 1 |
| Money Market Accounts | | 1 | 3,276,282.31 | 3,276,282.31 | 1.61 | 3.184 | 1 |
| Investment Pools | | 2 | 3,163,549.27 | 3,163,549.27 | 1.56 | 4.003 | 1 |
| | **Subtotal** | **4** | **6,442,710.45** | **6,442,710.45** | **3.17** | **3.584** | **1** |

**Galveston ISD**
**Summary by Type**
**October 31, 2026**
**Grouped by Fund**

| Security Type | Number of Investments | Par Value | Book Value | % of Portfolio | Average YTM 365 | Average Days to Maturity |
|---|---|---|---|---|---|---|
| **Fund: General Operating** | | | | | | |
| Money Market Accounts | 1 | 43,761.62 | 43,761.62 | 0.02 | 3.680 | 1 |
| Bank Accounts | 3 | 13,908,212.54 | 13,908,212.54 | 6.85 | 3.210 | 1 |
| Investment Pools | 2 | 15,452,538.01 | 15,452,538.01 | 7.61 | 3.986 | 1 |
| Term Series | 3 | 17,000,000.00 | 17,000,000.00 | 8.37 | 4.436 | 261 |
| Treasury Coupon Securities | 2 | 5,192,000.00 | 5,182,777.41 | 2.55 | 4.118 | 584 |
| **Subtotal** | **11** | **51,596,512.17** | **51,587,289.58** | **25.40** | **3.938** | **145** |
| **Fund: MOODY PERF ARTS CENTER** | | | | | | |
| Investment Pools | 1 | 5,809,621.14 | 5,809,621.14 | 2.86 | 4.014 | 1 |
| **Subtotal** | **1** | **5,809,621.14** | **5,809,621.14** | **2.86** | **4.014** | **1** |
| **Fund: Student Activity** | | | | | | |
| Investment Pools | 1 | 499,182.73 | 499,182.73 | 0.25 | 4.014 | 1 |
| Bank Accounts | 1 | 230,871.54 | 230,871.54 | 0.11 | 0.050 | 1 |
| **Subtotal** | **2** | **730,054.27** | **730,054.27** | **0.36** | **2.761** | **1** |
| **Total and Average** | **39** | **204,586,332.17** | **203,070,413.16** | **100.00** | **3.878** | **119** |

# Galveston ISD
# Cash Reconciliation Report
## For the Period October 1, 2026 - October 31, 2026
## Grouped by Fund

HUB Investment Partners LLC
900 S Capital of Texas Hwy
350
Austin, TX 78746
(512)600-5200

| Trans. Date | Investment # | Fund | Trans. Type | Security ID | Par Value | Security Description | Maturity Date | Purchases | Interest | Redemptions | Cash |
|---|---|---|---|---|---|---|---|---|---|---|---|
| **Bond 2022 Construction Fund** | | | | | | | | | | | |
| 10/29/2026 | 10331 | BD 2022 | Maturity | 912797SK4 | 7,257,000.00 | USTR 7.3M 3.55% Mat. 10/29/2026 | 10/29/2026 | 0.00 | 0.00 | 7,257,000.00 | 7,257,000.00 |
| | | | | | | | **Subtotal** | **0.00** | **0.00** | **7,257,000.00** | **7,257,000.00** |
| **General Operating** | | | | | | | | | | | |
| 10/05/2026 | 10346 | GEN OP | Purchase | TX TERM | 5,000,000.00 | TXTERM 5.0M 4.61% Mat. | 08/02/2027 | -5,000,000.00 | 0.00 | 0.00 | -5,000,000.00 |
| 10/05/2026 | 10347 | GEN OP | Purchase | TX TERM | 5,000,000.00 | TXTERM 5.0M 4.69% Mat. | 09/01/2027 | -5,000,000.00 | 0.00 | 0.00 | -5,000,000.00 |
| | | | | | | | **Subtotal** | **-10,000,000.00** | **0.00** | **0.00** | **-10,000,000.00** |
| | | | | | | | **Total** | **-10,000,000.00** | **0.00** | **7,257,000.00** | **-2,743,000.00** |



# Galveston ISD
## Purchases Report
### Sorted by Fund - Purchase Date
### October 1, 2026 - October 31, 2026

HUB Investment Partners LLC
900 S Capital of Texas Hwy
350
Austin, TX 78746
(512)600-5200

| CUSIP | Investment # | Fund | Sec. Type | Issuer | Original Par Value | Purchase Date | Payment Periods | Principal Purchased | Accrued Interest at Purchase | Rate at Purchase | Maturity Date | YTM | Ending Book Value |
|---|---|---|---|---|---|---|---|---|---|---|---|---|---|
| **General Operating** | | | | | | | | | | | | | |
| TX TERM 8/27 | 10346 | GEN OP | CPI | TXTERM | 5,000,000.00 | 10/05/2026 | 08/02 - At Maturity | 5,000,000.00 | | 4.610 | 08/02/2027 | 4.610 | 5,000,000.00 |
| TX TERM 9/27 | 10347 | GEN OP | CPI | TXTERM | 5,000,000.00 | 10/05/2026 | 09/01 - At Maturity | 5,000,000.00 | | 4.690 | 09/01/2027 | 4.690 | 5,000,000.00 |
| | | | | **Subtotal** | **10,000,000.00** | | | **10,000,000.00** | **0.00** | | | | **10,000,000.00** |
| | | | | **Total Purchases** | **10,000,000.00** | | | **10,000,000.00** | **0.00** | | | | **10,000,000.00** |

# Galveston ISD
# Maturity Report
## Sorted by Maturity Date
### Amounts due during October 1, 2026 - October 31, 2026

HUB Investment Partners LLC
900 S Capital of Texas Hwy
350
Austin, TX 78746
(512)600-5200

| CUSIP | Investment # | Fund | Sec. Type | Issuer | Par Value | Maturity Date | Purchase Date | Rate at Maturity | Book Value at Maturity | Interest | Maturity Proceeds | Net Income |
|---|---|---|---|---|---|---|---|---|---|---|---|---|
| 912797SK4 | 10331 | BD 2022 | ATD | USTR | 7,257,000.00 | 10/29/2026 | 11/03/2025 | 3.550 | 7,257,000.00 | 0.00 | 7,257,000.00 | 0.00 |
| | | | **Total Maturities** | | **7,257,000.00** | | | | **7,257,000.00** | **0.00** | **7,257,000.00** | **0.00** |

HUB Investment Partners LLC
900 S Capital of Texas Hwy
350
Austin, TX 78746
(512)600-5200

# Galveston ISD
## Interest Earnings
## Sorted by Fund - Maturity Date
## October 1, 2026 - October 31, 2026
## Yield on Beginning Book Value

| CUSIP | Investment # | Fund | Security Type | Ending Par Value | Beginning Book Value | Ending Book Value | Maturity Date | Current Rate | Annualized Yield | Adjusted Interest Earnings: Interest Earned | Adjusted Interest Earnings: Amortization/ Accretion | Adjusted Interest Earnings: Adjusted Interest Earnings |
|---|---|---|---|---|---|---|---|---|---|---|---|---|
| **Fund: Bond 2022 Construction Fund** | | | | | | | | | | | | |
| TX BD 2022 | 10284 | BD 2022 | RRP | 24,809,320.84 | 26,073,690.27 | 24,809,320.84 | | 4.014 | 3.867 | 85,630.57 | 0.00 | 85,630.57 |
| FID BOND MM | 10286 | BD 2022 | RR3 | 7,273,145.36 | 13,931.87 | 7,273,145.36 | | 3.630 | 187.068 | 2,213.49 | 0.00 | 2,213.49 |
| MB BD CON 2022 | 10287 | BD 2022 | RR2 | 566,405.15 | 1,305,303.26 | 566,405.15 | | 0.050 | 0.044 | 49.32 | 0.00 | 49.32 |
| 912797SK4 | 10331 | BD 2022 | ATD | 0.00 | 7,236,964.17 | 0.00 | 10/29/2026 | 3.550 | 3.609 | 0.00 | 20,035.83 | 20,035.83 |
| 912797VH7 | 10339 | BD 2022 | ATD | 6,113,000.00 | 6,063,847.85 | 6,083,636.38 | 12/17/2026 | 3.760 | 3.842 | 0.00 | 19,788.53 | 19,788.53 |
| 912797TC1 | 10332 | BD 2022 | ATD | 7,250,000.00 | 7,192,484.58 | 7,213,710.51 | 12/24/2026 | 3.400 | 3.475 | 0.00 | 21,225.93 | 21,225.93 |
| 912797TV9 | 10333 | BD 2022 | ATD | 20,700,000.00 | 20,427,716.63 | 20,488,007.95 | 02/18/2027 | 3.382 | 3.475 | 0.00 | 60,291.32 | 60,291.32 |
| 912797UD7 | 10334 | BD 2022 | ATD | 12,450,000.00 | 12,240,518.21 | 12,279,172.59 | 03/18/2027 | 3.606 | 3.718 | 0.00 | 38,654.38 | 38,654.38 |
| 912797UD7 | 10337 | BD 2022 | ATD | 6,177,000.00 | 6,071,886.35 | 6,091,282.32 | 03/18/2027 | 3.647 | 3.761 | 0.00 | 19,395.97 | 19,395.97 |
| 912797UE5 | 10336 | BD 2022 | ATD | 6,198,000.00 | 6,073,089.84 | 6,092,846.04 | 04/15/2027 | 3.702 | 3.830 | 0.00 | 19,756.20 | 19,756.20 |
| 912797UX3 | 10335 | BD 2022 | ATD | 10,546,000.00 | 10,303,575.20 | 10,337,125.06 | 05/13/2027 | 3.695 | 3.834 | 0.00 | 33,549.86 | 33,549.86 |
| 912797VF1 | 10338 | BD 2022 | ATD | 5,578,000.00 | 5,429,397.38 | 5,447,677.86 | 06/10/2027 | 3.806 | 3.964 | 0.00 | 18,280.48 | 18,280.48 |
| 912797VR5 | 10341 | BD 2022 | ATD | 17,135,000.00 | 16,571,782.07 | 16,628,469.59 | 08/05/2027 | 3.842 | 4.028 | 0.00 | 56,687.52 | 56,687.52 |
| 91282CMF5 | 10345 | BD 2022 | TRC | 5,254,000.00 | 5,230,851.72 | 5,232,375.28 | 01/15/2028 | 4.250 | 4.577 | 18,810.18 | 1,523.56 | 20,333.74 |
| | | | **Subtotal** | **130,049,871.35** | **130,235,039.40** | **128,543,174.93** | | | **3.780** | **106,703.56** | **309,189.58** | **415,893.14** |
| **Fund: Building Proceed Funds** | | | | | | | | | | | | |
| TX BLDG PROC FD | 10330 | BLDG FD | RRP | 5,181,309.50 | 5,163,676.49 | 5,181,309.50 | | 4.014 | 4.021 | 17,633.01 | 0.00 | 17,633.01 |
| | | | **Subtotal** | **5,181,309.50** | **5,163,676.49** | **5,181,309.50** | | | **4.021** | **17,633.01** | **0.00** | **17,633.01** |
| **Fund: Child Nutrition** | | | | | | | | | | | | |
| TX DLY 1227-08 | 10235 | CN | RRP | 856,321.07 | 853,513.52 | 856,321.07 | | 3.870 | 3.873 | 2,807.55 | 0.00 | 2,807.55 |
| MB CN 7619 | 10245 | CN | RR2 | 292,064.32 | 233,323.21 | 292,064.32 | | 0.050 | 0.051 | 10.10 | 0.00 | 10.10 |
| TX CNS-0005 | 10282 | CN | RRP | 3,627,867.90 | 3,457,118.49 | 3,627,867.90 | | 4.014 | 3.841 | 11,278.47 | 0.00 | 11,278.47 |
| | | | **Subtotal** | **4,776,253.29** | **4,543,955.22** | **4,776,253.29** | | | **3.653** | **14,096.12** | **0.00** | **14,096.12** |
| **Fund: Interest & Sinking** | | | | | | | | | | | | |
| TX DLY 1227-04 | 10232 | DS | RRP | 252,425.70 | 251,598.09 | 252,425.70 | | 3.870 | 3.873 | 827.61 | 0.00 | 827.61 |
| TX DEBT-0002 | 10238 | DS | RRP | 2,911,123.57 | 2,744,939.83 | 2,911,123.57 | | 4.014 | 4.102 | 9,564.06 | 0.00 | 9,564.06 |
| MB DS 2049 | 10243 | DS | RR2 | 2,878.87 | 3,928.74 | 2,878.87 | | 0.050 | 0.039 | 0.13 | 0.00 | 0.13 |
| MB DS MM 7635 | 10244 | DS | RR3 | 3,276,282.31 | 3,267,287.87 | 3,276,282.31 | | 3.140 | 3.241 | 8,994.44 | 0.00 | 8,994.44 |

# Galveston ISD
## Interest Earnings
## October 1, 2026 - October 31, 2026

| CUSIP | Investment # | Fund | Security Type | Ending Par Value | Beginning Book Value | Ending Book Value | Maturity Date | Current Rate | Adjusted Interest Earnings: Annualized Yield | Adjusted Interest Earnings: Interest Earned | Adjusted Interest Earnings: Amortization/ Accretion | Adjusted Interest Earnings: Adjusted Interest Earnings |
|---|---|---|---|---|---|---|---|---|---|---|---|---|
| | | | **Subtotal** | **6,442,710.45** | **6,267,754.53** | **6,442,710.45** | | | **3.642** | **19,386.24** | **0.00** | **19,386.24** |
| **Fund: General Operating** | | | | | | | | | | | | |
| TX DLY 1227-02 | 10231 | GEN OP | RRP | 3,048,069.42 | 13,033,882.34 | 3,048,069.42 | | 3.870 | 1.282 | 14,187.08 | 0.00 | 14,187.08 |
| TX GEN-0001 | 10237 | GEN OP | RRP | 12,404,468.59 | 17,376,374.32 | 12,404,468.59 | | 4.014 | 3.298 | 48,664.59 | 0.00 | 48,664.59 |
| MB GEN 7601 | 10246 | GEN OP | RR2 | 2,780,989.72 | 1,542,250.71 | 2,780,989.72 | | 0.050 | 0.065 | 85.51 | 0.00 | 85.51 |
| MB GEN 0616 | 10293 | GEN OP | RR2 | 11,127,222.28 | 11,786,741.73 | 11,127,222.28 | | 4.000 | 4.044 | 40,480.55 | 0.00 | 40,480.55 |
| MB SCH CSH 1600 | 10305 | GEN OP | RR2 | 0.54 | 0.54 | 0.54 | | | | 0.00 | 0.00 | 0.00 |
| FID 2847 MM | 10344 | GEN OP | RR3 | 43,761.62 | 43,628.60 | 43,761.62 | | 3.630 | 3.590 | 133.02 | 0.00 | 133.02 |
| TERM SER II | 10340 | GEN OP | CPI | 7,000,000.00 | 7,000,000.00 | 7,000,000.00 | 06/09/2027 | 4.130 | 4.130 | 24,553.70 | 0.00 | 24,553.70 |
| TX TERM 8/27 | 10346 | GEN OP | CPI | 5,000,000.00 | 0.00 | 5,000,000.00 | 08/02/2027 | 4.610 | 4.610 | 17,050.68 | 0.00 | 17,050.68 |
| TX TERM 9/27 | 10347 | GEN OP | CPI | 5,000,000.00 | 0.00 | 5,000,000.00 | 09/01/2027 | 4.690 | 4.690 | 17,346.57 | 0.00 | 17,346.57 |
| 91282CGT2 | 10342 | GEN OP | TRC | 2,311,000.00 | 2,294,835.16 | 2,295,751.26 | 03/31/2028 | 3.625 | 4.131 | 7,134.58 | 916.10 | 8,050.68 |
| 91282CRB9 | 10343 | GEN OP | TRC | 2,881,000.00 | 2,887,318.96 | 2,887,026.15 | 07/31/2028 | 4.250 | 4.087 | 10,314.45 | -292.81 | 10,021.64 |
| | | | **Subtotal** | **51,596,512.17** | **55,965,032.36** | **51,587,289.58** | | | **3.287** | **179,950.73** | **623.29** | **180,574.02** |
| **Fund: MOODY PERF ARTS CENTER** | | | | | | | | | | | | |
| TX MPAC-0008 | 10324 | MPAC | RRP | 5,809,621.14 | 5,806,348.22 | 5,809,621.14 | | 4.014 | 4.011 | 19,778.51 | 0.00 | 19,778.51 |
| | | | **Subtotal** | **5,809,621.14** | **5,806,348.22** | **5,809,621.14** | | | **4.011** | **19,778.51** | **0.00** | **19,778.51** |
| **Fund: Student Activity** | | | | | | | | | | | | |
| TX ACT-0004 | 10240 | STUACT | RRP | 499,182.73 | 497,483.93 | 499,182.73 | | 4.014 | 4.021 | 1,698.80 | 0.00 | 1,698.80 |
| MB ACT 7627 | 10241 | STUACT | RR2 | 230,871.54 | 187,680.40 | 230,871.54 | | 0.050 | 0.059 | 9.38 | 0.00 | 9.38 |
| | | | **Subtotal** | **730,054.27** | **685,164.33** | **730,054.27** | | | **2.935** | **1,708.18** | **0.00** | **1,708.18** |
| | | | **Total** | **204,586,332.17** | **208,666,970.55** | **203,070,413.16** | | | **3.636** | **359,256.35** | **309,812.87** | **669,069.22** |

HUB Investment Partners LLC
900 S Capital of Texas Hwy
350
Austin, TX 78746
(512)600-5200



# Galveston ISD
## Amortization Schedule
## October 1, 2026 - October 31, 2026
## Sorted By Fund - Maturity Date

| Investment # / Issuer | Fund | Maturity Date / Amort. Date | Beginning Par Value / Current Rate | Purchase Principal | Original Premium or Discount | Ending Book Value | Amounts Amortized And Unamortized As of 10/01/2026 | Amount Amortized This Period | Amt Amortized Through 10/31/2026 | Amount Unamortized Through 10/31/2026 |
|---|---|---|---|---|---|---|---|---|---|---|
| **Bond 2022 Construction Fund** | | | | | | | | | | |
| 10331<br>US Treasury | BD 2022 | 10/29/2026 | 7,257,000.00<br>3.550 | 6,999,396.49 | -257,603.51 | 0.00 | 237,567.68<br>-20,035.83 | 20,035.83 | 257,603.51 | 0.00 |
| 10339<br>US Treasury | BD 2022 | 12/17/2026 | 6,113,000.00<br>3.760 | 5,999,375.54 | -113,624.46 | 6,083,636.38 | 64,472.31<br>-49,152.15 | 19,788.53 | 84,260.84 | -29,363.62 |
| 10332<br>US Treasury | BD 2022 | 12/24/2026 | 7,250,000.00<br>3.400 | 7,001,451.21 | -248,548.79 | 7,213,710.51 | 191,033.37<br>-57,515.42 | 21,225.93 | 212,259.30 | -36,289.49 |
| 10333<br>US Treasury | BD 2022 | 02/18/2027 | 20,700,000.00<br>3.382 | 20,005,677.41 | -694,322.59 | 20,488,007.95 | 422,039.22<br>-272,283.37 | 60,291.32 | 482,330.54 | -211,992.05 |
| 10334<br>US Treasury | BD 2022 | 03/18/2027 | 12,450,000.00<br>3.606 | 12,004,851.20 | -445,148.80 | 12,279,172.59 | 235,667.01<br>-209,481.79 | 38,654.38 | 274,321.39 | -170,827.41 |
| 10337<br>US Treasury | BD 2022 | 03/18/2027 | 6,177,000.00<br>3.647 | 5,999,933.56 | -177,066.44 | 6,091,282.32 | 71,952.79<br>-105,113.65 | 19,395.97 | 91,348.76 | -85,717.68 |
| 10336<br>US Treasury | BD 2022 | 04/15/2027 | 6,198,000.00<br>3.702 | 5,999,800.71 | -198,199.29 | 6,092,846.04 | 73,289.13<br>-124,910.16 | 19,756.20 | 93,045.33 | -105,153.96 |
| 10335<br>US Treasury | BD 2022 | 05/13/2027 | 10,546,000.00<br>3.695 | 10,179,116.04 | -366,883.96 | 10,337,125.06 | 124,459.16<br>-242,424.80 | 33,549.86 | 158,009.02 | -208,874.94 |
| 10338<br>US Treasury | BD 2022 | 06/10/2027 | 5,578,000.00<br>3.806 | 5,369,838.39 | -208,161.61 | 5,447,677.86 | 59,558.99<br>-148,602.62 | 18,280.48 | 77,839.47 | -130,322.14 |
| 10341<br>US Treasury | BD 2022 | 08/05/2027 | 17,135,000.00<br>3.842 | 16,480,350.59 | -654,649.41 | 16,628,469.59 | 91,431.48<br>-563,217.93 | 56,687.52 | 148,119.00 | -506,530.41 |
| 10345<br>US Treasury | BD 2022 | 01/15/2028 | 5,254,000.00<br>4.250 | 5,230,212.81 | -23,787.19 | 5,232,375.28 | 638.91<br>-23,148.28 | 1,523.56 | 2,162.47 | -21,624.72 |
| | | | **Subtotal** | **101,270,003.95** | **-3,387,996.05** | **95,894,303.58** | **1,572,110.05**<br>**-1,815,886.00** | **309,189.58** | **1,881,299.63** | **-1,506,696.42** |
| **General Operating** | | | | | | | | | | |
| 10342<br>US Treasury | GEN OP | 03/31/2028 | 2,311,000.00<br>3.625 | 2,293,416.67 | -17,583.33 | 2,295,751.26 | 1,418.49<br>-16,164.84 | 916.10 | 2,334.59 | -15,248.74 |
| 10343<br>US Treasury | GEN OP | 07/31/2028 | 2,881,000.00<br>4.250 | 2,887,772.34 | 6,772.34 | 2,887,026.15 | -453.38<br>6,318.96 | -292.81 | -746.19 | 6,026.15 |
| | | | **Subtotal** | **5,181,189.01** | **-10,810.99** | **5,182,777.41** | **965.11**<br>**-9,845.88** | **623.29** | **1,588.40** | **-9,222.59** |
| | | | **Total** | **106,451,192.96** | **-3,398,807.04** | **101,077,080.99** | **1,573,075.16**<br>**-1,825,731.88** | **309,812.87** | **1,882,888.03** | **-1,515,919.01** |



# Galveston ISD
## Accrued Interest
## Sorted by Fund - Maturity Date
## October 1, 2026 - October 31, 2026

HUB Investment Partners LLC
900 S Capital of Texas Hwy
350
Austin, TX 78746
(512)600-5200

| CUSIP | Investment # | Security Type | Par Value | Maturity Date | Current Rate | * Beginning Accrued Interest | Adjusted Acc'd Int. at Purchase During Period | Interest Earned | Interest Received | * Ending Accrued Interest |
|---|---|---|---|---|---|---|---|---|---|---|
| **Bond 2018 Construction Fund** | | | | | | | | | | |
| MB BD CON 2056 | 10242 | RR2 | 0.00 | | | 0.00 | 0.00 | 0.00 | 0.00 | 0.00 |
| | | **Subtotal** | **0.00** | | | **0.00** | **0.00** | **0.00** | **0.00** | **0.00** |
| **Bond 2022 Construction Fund** | | | | | | | | | | |
| TX BD 2022 | 10284 | RRP | 24,809,320.84 | | 4.014 | 0.00 | 0.00 | 85,630.57 | 85,630.57 | 0.00 |
| TX DLY 1227-05 | 10233 | RRP | 0.00 | | | 0.00 | 0.00 | 0.00 | 0.00 | 0.00 |
| MB BD CON 2022 | 10287 | RR2 | 566,405.15 | | 0.050 | 0.00 | 0.00 | 49.32 | 49.32 | 0.00 |
| FID BOND MM | 10286 | RR3 | 7,273,145.36 | | 3.630 | 0.00 | 0.00 | 2,213.49 | 2,213.49 | 0.00 |
| 912797SK4 | 10331 | ATD | 0.00 | 10/29/2026 | 3.550 | 0.00 | 0.00 | 0.00 | 0.00 | 0.00 |
| 912797VH7 | 10339 | ATD | 6,113,000.00 | 12/17/2026 | 3.760 | 0.00 | 0.00 | 0.00 | 0.00 | 0.00 |
| 912797TC1 | 10332 | ATD | 7,250,000.00 | 12/24/2026 | 3.400 | 0.00 | 0.00 | 0.00 | 0.00 | 0.00 |
| 912797TV9 | 10333 | ATD | 20,700,000.00 | 02/18/2027 | 3.382 | 0.00 | 0.00 | 0.00 | 0.00 | 0.00 |
| 912797UD7 | 10334 | ATD | 12,450,000.00 | 03/18/2027 | 3.606 | 0.00 | 0.00 | 0.00 | 0.00 | 0.00 |
| 912797UD7 | 10337 | ATD | 6,177,000.00 | 03/18/2027 | 3.647 | 0.00 | 0.00 | 0.00 | 0.00 | 0.00 |
| 912797UE5 | 10336 | ATD | 6,198,000.00 | 04/15/2027 | 3.702 | 0.00 | 0.00 | 0.00 | 0.00 | 0.00 |
| 912797UX3 | 10335 | ATD | 10,546,000.00 | 05/13/2027 | 3.695 | 0.00 | 0.00 | 0.00 | 0.00 | 0.00 |
| 912797VF1 | 10338 | ATD | 5,578,000.00 | 06/10/2027 | 3.806 | 0.00 | 0.00 | 0.00 | 0.00 | 0.00 |
| 912797VR5 | 10341 | ATD | 17,135,000.00 | 08/05/2027 | 3.842 | 0.00 | 0.00 | 0.00 | 0.00 | 0.00 |
| 91282CMF5 | 10345 | TRC | 5,254,000.00 | 01/15/2028 | 4.250 | 47,328.83 | 0.00 | 18,810.18 | 0.00 | 66,139.01 |
| | | **Subtotal** | **130,049,871.35** | | | **47,328.83** | **0.00** | **106,703.56** | **87,893.38** | **66,139.01** |
| **Bond 2023 Construction Fund** | | | | | | | | | | |
| TX BD 2023 | 10291 | RRP | 0.00 | | | 0.00 | 0.00 | 0.00 | 0.00 | 0.00 |
| MB 23 BND 5610 | 10292 | RR2 | 0.00 | | | 0.00 | 0.00 | 0.00 | 0.00 | 0.00 |
| | | **Subtotal** | **0.00** | | | **0.00** | **0.00** | **0.00** | **0.00** | **0.00** |
| **Building Proceed Funds** | | | | | | | | | | |
| TX BLDG PROC FD | 10330 | RRP | 5,181,309.50 | | 4.014 | 0.00 | 0.00 | 17,633.01 | 17,633.01 | 0.00 |
| | | **Subtotal** | **5,181,309.50** | | | **0.00** | **0.00** | **17,633.01** | **17,633.01** | **0.00** |
| **Child Nutrition** | | | | | | | | | | |
| TX CNS-0005 | 10282 | RRP | 3,627,867.90 | | 4.014 | 0.00 | 0.00 | 11,278.47 | 11,278.47 | 0.00 |
| TX DLY 1227-08 | 10235 | RRP | 856,321.07 | | 3.870 | 0.00 | 0.00 | 2,807.55 | 2,807.55 | 0.00 |
| MB CN 7619 | 10245 | RR2 | 292,064.32 | | 0.050 | 0.00 | 0.00 | 10.10 | 10.10 | 0.00 |
| | | **Subtotal** | **4,776,253.29** | | | **0.00** | **0.00** | **14,096.12** | **14,096.12** | **0.00** |

* Beginning Accrued may not include investments that redeemed in the previous month that had outstanding accrued interest. Ending Accrued includes outstanding purchase interest.

| CUSIP | Investment # | Security Type | Par Value | Maturity Date | Current Rate | * Beginning Accrued Interest | Adjusted Acc'd Int. at Purchase During Period | Interest Earned | Interest Received | * Ending Accrued Interest |
|---|---|---|---|---|---|---|---|---|---|---|
| **Interest & Sinking** | | | | | | | | | | |
| TX DEBT-0002 | 10238 | RRP | 2,911,123.57 | | 4.014 | 0.00 | 0.00 | 9,564.06 | 9,564.06 | 0.00 |
| TX DLY 1227-04 | 10232 | RRP | 252,425.70 | | 3.870 | 0.00 | 0.00 | 827.61 | 827.61 | 0.00 |
| MB DS 2049 | 10243 | RR2 | 2,878.87 | | 0.050 | 0.00 | 0.00 | 0.13 | 0.13 | 0.00 |
| MB DS MM 7635 | 10244 | RR3 | 3,276,282.31 | | 3.140 | 0.00 | 0.00 | 8,994.44 | 8,994.44 | 0.00 |
| | | **Subtotal** | **6,442,710.45** | | | **0.00** | **0.00** | **19,386.24** | **19,386.24** | **0.00** |
| **General Operating** | | | | | | | | | | |
| TX GEN-0001 | 10237 | RRP | 12,404,468.59 | | 4.014 | 0.00 | 0.00 | 48,664.59 | 48,664.59 | 0.00 |
| TX DLY 1227-02 | 10231 | RRP | 3,048,069.42 | | 3.870 | 0.00 | 0.00 | 14,187.08 | 14,187.08 | 0.00 |
| MB GEN 7601 | 10246 | RR2 | 2,780,989.72 | | 0.050 | 0.00 | 0.00 | 85.51 | 85.51 | 0.00 |
| MB GEN 0616 | 10293 | RR2 | 11,127,222.28 | | 4.000 | 0.00 | 0.00 | 40,480.55 | 40,480.55 | 0.00 |
| MB SCH CSH 1600 | 10305 | RR2 | 0.54 | | | 0.00 | 0.00 | 0.00 | 0.00 | 0.00 |
| FID 2847 MM | 10344 | RR3 | 43,761.62 | | 3.630 | 0.00 | 0.00 | 133.02 | 133.02 | 0.00 |
| TERM SER II | 10340 | CPI | 7,000,000.00 | 06/09/2027 | 4.130 | 90,294.25 | 0.00 | 24,553.70 | 0.00 | 114,847.95 |
| TX TERM 8/27 | 10346 | CPI | 5,000,000.00 | 08/02/2027 | 4.610 | 0.00 | 0.00 | 17,050.68 | 0.00 | 17,050.68 |
| TX TERM 9/27 | 10347 | CPI | 5,000,000.00 | 09/01/2027 | 4.690 | 0.00 | 0.00 | 17,346.57 | 0.00 | 17,346.57 |
| 91282CGT2 | 10342 | TRC | 2,311,000.00 | 03/31/2028 | 3.625 | 230.15 | 0.00 | 7,134.58 | 0.00 | 7,364.73 |
| 91282CRB9 | 10343 | TRC | 2,881,000.00 | 07/31/2028 | 4.250 | 20,628.90 | 0.00 | 10,314.45 | 0.00 | 30,943.35 |
| | | **Subtotal** | **51,596,512.17** | | | **111,153.30** | **0.00** | **179,950.73** | **103,550.75** | **187,553.28** |
| **MOODY PERF ARTS CENTER** | | | | | | | | | | |
| TX MPAC-0008 | 10324 | RRP | 5,809,621.14 | | 4.014 | 0.00 | 0.00 | 19,778.51 | 19,778.51 | 0.00 |
| | | **Subtotal** | **5,809,621.14** | | | **0.00** | **0.00** | **19,778.51** | **19,778.51** | **0.00** |
| **Student Activity** | | | | | | | | | | |
| TX ACT-0004 | 10240 | RRP | 499,182.73 | | 4.014 | 0.00 | 0.00 | 1,698.80 | 1,698.80 | 0.00 |
| MB ACT 7627 | 10241 | RR2 | 230,871.54 | | 0.050 | 0.00 | 0.00 | 9.38 | 9.38 | 0.00 |
| | | **Subtotal** | **730,054.27** | | | **0.00** | **0.00** | **1,708.18** | **1,708.18** | **0.00** |
| | | **Total** | **204,586,332.17** | | | **158,482.13** | **0.00** | **359,256.35** | **264,046.19** | **253,692.29** |

* Beginning Accrued may not include investments that redeemed in the previous month that had outstanding accrued interest. Ending Accrued includes outstanding purchase interest.

# Galveston ISD
# Inventory by Maturity Report
# October 31, 2026

HUB Investment Partners LLC
900 S Capital of Texas Hwy
350
Austin, TX 78746
(512)600-5200

| CUSIP | Investment # | Fund | Sec. Type | Issuer | Purchase Date | Book Value | Current Rate | Maturity/Call Date | Maturity Amount | Total Days | Par Value | YTM/YTC 360 | YTM/YTC 365 | Days to Mat./Call |
|---|---|---|---|---|---|---|---|---|---|---|---|---|---|---|
| 912797VH7 | 10339 | BD 2022 | ATD | US Treasury | 06/22/2026 | 6,083,636.38 | 3.760 | 12/17/2026 | 6,113,000.00 | 178 | 6,113,000.00 | 3.884 | 3.938 | 46 |
| 912797TC1 | 10332 | BD 2022 | ATD | US Treasury | 12/26/2025 | 7,213,710.51 | 3.400 | 12/24/2026 | 7,250,000.00 | 363 | 7,250,000.00 | 3.539 | 3.588 | 53 |
| 912797TV9 | 10333 | BD 2022 | ATD | US Treasury | 02/26/2026 | 20,488,007.95 | 3.382 | 02/18/2027 | 20,700,000.00 | 357 | 20,700,000.00 | 3.518 | 3.567 | 109 |
| 912797UD7 | 10334 | BD 2022 | ATD | US Treasury | 03/26/2026 | 12,279,172.59 | 3.606 | 03/18/2027 | 12,450,000.00 | 357 | 12,450,000.00 | 3.757 | 3.809 | 137 |
| 912797UD7 | 10337 | BD 2022 | ATD | US Treasury | 06/08/2026 | 6,091,282.32 | 3.647 | 03/18/2027 | 6,177,000.00 | 283 | 6,177,000.00 | 3.781 | 3.834 | 137 |
| 912797UE5 | 10336 | BD 2022 | ATD | US Treasury | 06/08/2026 | 6,092,846.04 | 3.702 | 04/15/2027 | 6,198,000.00 | 311 | 6,198,000.00 | 3.847 | 3.900 | 165 |
| 912797UX3 | 10335 | BD 2022 | ATD | US Treasury | 06/08/2026 | 10,337,125.06 | 3.695 | 05/13/2027 | 10,546,000.00 | 339 | 10,546,000.00 | 3.847 | 3.900 | 193 |
| TERM SER II | 10340 | GEN OP | CPI | Texas Class | 06/09/2026 | 7,000,000.00 | 4.130 | 06/09/2027 | 7,000,000.00 | 365 | 7,000,000.00 | 4.073 | 4.130 | 220 |
| 912797VF1 | 10338 | BD 2022 | ATD | US Treasury | 06/22/2026 | 5,447,677.86 | 3.806 | 06/10/2027 | 5,578,000.00 | 353 | 5,578,000.00 | 3.971 | 4.026 | 221 |
| TX TERM 8/27 | 10346 | GEN OP | CPI | Texas Term | 10/05/2026 | 5,000,000.00 | 4.610 | 08/02/2027 | 5,000,000.00 | 301 | 5,000,000.00 | 4.547 | 4.610 | 274 |
| 912797VR5 | 10341 | BD 2022 | ATD | US Treasury | 08/12/2026 | 16,628,469.59 | 3.842 | 08/05/2027 | 17,135,000.00 | 358 | 17,135,000.00 | 4.011 | 4.066 | 277 |
| TX TERM 9/27 | 10347 | GEN OP | CPI | Texas Term | 10/05/2026 | 5,000,000.00 | 4.690 | 09/01/2027 | 5,000,000.00 | 331 | 5,000,000.00 | 4.626 | 4.690 | 304 |
| 91282CMF5 | 10345 | BD 2022 | TRC | US Treasury | 09/18/2026 | 5,232,375.28 | 4.250 | 01/15/2028 | 5,254,000.00 | 484 | 5,254,000.00 | 4.539 | 4.602 | 440 |
| 91282CGT2 | 10342 | GEN OP | TRC | US Treasury | 08/14/2026 | 2,295,751.26 | 3.625 | 03/31/2028 | 2,311,000.00 | 595 | 2,311,000.00 | 4.054 | 4.111 | 516 |
| 91282CRB9 | 10343 | GEN OP | TRC | US Treasury | 08/14/2026 | 2,887,026.15 | 4.250 | 07/31/2028 | 2,881,000.00 | 717 | 2,881,000.00 | 4.067 | 4.123 | 638 |
| | | | | **Subtotal and Average** | | **118,077,080.99** | | | **119,593,000.00** | | **119,593,000.00** | **3.905** | **3.959** | **203** |
| | | | | **Net Maturities and Average** | | **118,077,080.99** | | | **119,593,000.00** | | **119,593,000.00** | **3.905** | **3.959** | **203** |

HUB Investment Partners LLC
900 S Capital of Texas Hwy
350
Austin, TX 78746
(512)600-5200

# Galveston ISD
# Projected Cashflow Report
## Sorted by Monthly
## For the Period November 1, 2026 - April 30, 2027

| Projected Trans. Date | Investment # | Fund | Security ID | Transaction Type | Issuer | Par Value | Original Cost | Principal | Interest | Total |
|---|---|---|---|---|---|---|---|---|---|---|
| **December 2026** | | | | | | | | | | |
| 12/17/2026 | 10339 | BD 2022 | 912797VH7 | Maturity | US Treasury | 6,113,000.00 | 5,999,355.54 | 6,113,000.00 | 0.00 | 6,113,000.00 |
| 12/24/2026 | 10332 | BD 2022 | 912797TC1 | Maturity | US Treasury | 7,250,000.00 | 7,001,431.21 | 7,250,000.00 | 0.00 | 7,250,000.00 |
| | | | | | **Total for December 2026** | **13,363,000.00** | **13,000,786.75** | **13,363,000.00** | **0.00** | **13,363,000.00** |
| **January 2027** | | | | | | | | | | |
| 01/15/2027 | 10345 | BD 2022 | 91282CMF5 | Interest | US Treasury | 0.00 | 0.00 | 0.00 | 111,647.50 | 111,647.50 |
| 01/31/2027 | 10343 | GEN OP | 91282CRB9 | Interest | US Treasury | 0.00 | 0.00 | 0.00 | 61,221.25 | 61,221.25 |
| | | | | | **Total for January 2027** | **0.00** | **0.00** | **0.00** | **172,868.75** | **172,868.75** |
| **February 2027** | | | | | | | | | | |
| 02/18/2027 | 10333 | BD 2022 | 912797TV9 | Maturity | US Treasury | 20,700,000.00 | 20,005,657.41 | 20,700,000.00 | 0.00 | 20,700,000.00 |
| | | | | | **Total for February 2027** | **20,700,000.00** | **20,005,657.41** | **20,700,000.00** | **0.00** | **20,700,000.00** |
| **March 2027** | | | | | | | | | | |
| 03/18/2027 | 10334 | BD 2022 | 912797UD7 | Maturity | US Treasury | 12,450,000.00 | 12,004,831.20 | 12,450,000.00 | 0.00 | 12,450,000.00 |
| 03/18/2027 | 10337 | BD 2022 | 912797UD7 | Maturity | US Treasury | 6,177,000.00 | 5,999,913.56 | 6,177,000.00 | 0.00 | 6,177,000.00 |
| 03/31/2027 | 10342 | GEN OP | 91282CGT2 | Interest | US Treasury | 0.00 | 0.00 | 0.00 | 41,886.88 | 41,886.88 |
| | | | | | **Total for March 2027** | **18,627,000.00** | **18,004,744.76** | **18,627,000.00** | **41,886.88** | **18,668,886.88** |
| **April 2027** | | | | | | | | | | |
| 04/15/2027 | 10336 | BD 2022 | 912797UE5 | Maturity | US Treasury | 6,198,000.00 | 5,999,780.71 | 6,198,000.00 | 0.00 | 6,198,000.00 |
| | | | | | **Total for April 2027** | **6,198,000.00** | **5,999,780.71** | **6,198,000.00** | **0.00** | **6,198,000.00** |
| | | | | | **GRAND TOTALS:** | **58,888,000.00** | **57,010,969.63** | **58,888,000.00** | **214,755.63** | **59,102,755.63** |

# Galveston ISD
# Credit Rating Report
# October 31, 2026
# Sorted by S&P - Maturity Date

HUB Investment Partners LLC
900 S Capital of Texas Hwy
350
Austin, TX 78746
(512)600-5200

| Investment # | Issuer | Security # | Purchase Principal | Book Value | Market Value | S&P Rating | Moody's Rating | Purchase Date | Maturity Date | Days To Maturity | Stated Rate | YTM | % of Total |
|---|---|---|---|---|---|---|---|---|---|---|---|---|---|
| 10339 | USTR | 912797VH7 | 5,999,355.54 | 6,083,636.38 | 6,082,862.91 | AA+ | Aa1 | 06/22/2026 | 12/17/2026 | 46 | 3.760 | 3.884 | 3.00 |
| 10332 | USTR | 912797TC1 | 7,001,431.21 | 7,213,710.51 | 7,208,167.50 | AA+ | Aa1 | 12/26/2025 | 12/24/2026 | 53 | 3.400 | 3.539 | 3.55 |
| 10333 | USTR | 912797TV9 | 20,005,657.41 | 20,488,007.95 | 20,450,358.00 | AA+ | Aa1 | 02/26/2026 | 02/18/2027 | 109 | 3.382 | 3.518 | 10.09 |
| 10334 | USTR | 912797UD7 | 12,004,831.20 | 12,279,172.59 | 12,258,394.50 | AA+ | Aa1 | 03/26/2026 | 03/18/2027 | 137 | 3.606 | 3.757 | 6.05 |
| 10337 | USTR | 912797UD7 | 5,999,913.56 | 6,091,282.32 | 6,081,935.97 | AA+ | Aa1 | 06/08/2026 | 03/18/2027 | 137 | 3.647 | 3.781 | 3.00 |
| 10336 | USTR | 912797UE5 | 5,999,780.71 | 6,092,846.04 | 6,081,787.50 | AA+ | Aa1 | 06/08/2026 | 04/15/2027 | 165 | 3.702 | 3.847 | 3.00 |
| 10335 | USTR | 912797UX3 | 10,179,096.04 | 10,337,125.06 | 10,315,464.44 | AA+ | Aa1 | 06/08/2026 | 05/13/2027 | 193 | 3.695 | 3.847 | 5.09 |
| 10338 | USTR | 912797VF1 | 5,369,818.39 | 5,447,677.86 | 5,438,494.22 | AA+ | Aa1 | 06/22/2026 | 06/10/2027 | 221 | 3.806 | 3.971 | 2.68 |
| 10341 | USTR | 912797VR5 | 16,480,330.59 | 16,628,469.59 | 16,590,963.75 | AA+ | Aa1 | 08/12/2026 | 08/05/2027 | 277 | 3.842 | 4.011 | 8.19 |
| 10345 | USTR | 91282CMF5 | 5,230,192.81 | 5,232,375.28 | 5,237,975.30 | AA+ | Aa1 | 09/18/2026 | 01/15/2028 | 440 | 4.250 | 4.602 | 2.58 |
| 10342 | USTR | 91282CGT2 | 2,293,396.67 | 2,295,751.26 | 2,282,574.70 | AA+ | Aa1 | 08/14/2026 | 03/31/2028 | 516 | 3.625 | 4.111 | 1.13 |
| 10343 | USTR | 91282CRB9 | 2,887,752.34 | 2,887,026.15 | 2,865,471.41 | AA+ | Aa1 | 08/14/2026 | 07/31/2028 | 638 | 4.250 | 4.123 | 1.42 |
| **SubTotal for AA+** | | | **99,451,556.47** | **101,077,080.99** | **100,894,450.20** | | | | | **193** | **3.674** | **3.832** | **49.78** |
| 10231 | TXRANG | TX DLY | 3,048,069.42 | 3,048,069.42 | 3,048,069.42 | None | None | 09/01/2022 | | 1 | 3.870 | 3.870 | 1.50 |
| 10232 | TXRANG | TX DLY | 252,425.70 | 252,425.70 | 252,425.70 | None | None | 09/01/2022 | | 1 | 3.870 | 3.870 | 0.12 |
| 10233 | TXRANG | TX DLY | 0.00 | 0.00 | 0.00 | None | None | 09/01/2022 | | 1 | | | 0.00 |
| 10235 | TXRANG | TX DLY | 856,321.07 | 856,321.07 | 856,321.07 | None | None | 09/01/2022 | | 1 | 3.870 | 3.870 | 0.42 |
| 10237 | CLASS | TX | 12,404,468.59 | 12,404,468.59 | 12,404,468.59 | None | None | 09/01/2022 | | 1 | 4.014 | 4.014 | 6.11 |
| 10238 | CLASS | TX | 2,911,123.57 | 2,911,123.57 | 2,911,123.57 | None | None | 09/01/2022 | | 1 | 4.014 | 4.014 | 1.43 |
| 10240 | CLASS | TX | 499,182.73 | 499,182.73 | 499,182.73 | None | None | 09/01/2022 | | 1 | 4.014 | 4.014 | 0.25 |
| 10241 | MOODY | MB ACT | 230,871.54 | 230,871.54 | 230,871.54 | None | None | 09/01/2022 | | 1 | 0.050 | 0.050 | 0.11 |
| 10242 | MOODY | MB BD CON | 0.00 | 0.00 | 0.00 | None | None | 09/01/2022 | | 1 | | | 0.00 |
| 10243 | MOODY | MB DS 2049 | 2,878.87 | 2,878.87 | 2,878.87 | None | None | 09/01/2022 | | 1 | 0.050 | 0.050 | 0.00 |
| 10244 | MOODY | MB DS MM | 3,276,282.31 | 3,276,282.31 | 3,276,282.31 | None | None | 09/01/2022 | | 1 | 3.140 | 3.140 | 1.61 |
| 10245 | MOODY | MB CN 7619 | 292,064.32 | 292,064.32 | 292,064.32 | None | None | 09/01/2022 | | 1 | 0.050 | 0.050 | 0.14 |
| 10246 | MOODY | MB GEN | 2,780,989.72 | 2,780,989.72 | 2,780,989.72 | None | None | 09/01/2022 | | 1 | 0.050 | 0.050 | 1.37 |
| 10282 | CLASS | TX | 3,627,867.90 | 3,627,867.90 | 3,627,867.90 | None | None | 09/01/2022 | | 1 | 4.014 | 4.014 | 1.79 |
| 10284 | CLASS | TX BD 2022 | 24,809,320.84 | 24,809,320.84 | 24,809,320.84 | None | None | 08/30/2022 | | 1 | 4.014 | 4.014 | 12.22 |
| 10286 | FIDEL | FID BOND | 7,273,145.36 | 7,273,145.36 | 7,273,145.36 | None | None | 09/22/2022 | | 1 | 3.630 | 3.630 | 3.58 |
| 10287 | MOODY | MB BD CON | 566,405.15 | 566,405.15 | 566,405.15 | None | None | 09/08/2022 | | 1 | 0.050 | 0.050 | 0.28 |
| 10291 | CLASS | TX BD 2023 | 0.00 | 0.00 | 0.00 | None | None | 05/03/2023 | | 1 | | | 0.00 |
| 10292 | MOODY | MB 23 BND | 0.00 | 0.00 | 0.00 | None | None | 05/23/2023 | | 1 | | | 0.00 |
| 10293 | MOODY | MB GEN | 11,127,222.28 | 11,127,222.28 | 11,127,222.28 | None | None | 05/01/2023 | | 1 | 4.000 | 4.000 | 5.48 |
| 10305 | MOODY | MB SCH | 0.54 | 0.54 | 0.54 | None | None | 05/01/2024 | | 1 | | | 0.00 |
| 10324 | CLASS | TX | 5,809,621.14 | 5,809,621.14 | 5,809,621.14 | None | None | 05/09/2025 | | 1 | 4.014 | 4.014 | 2.86 |
| 10330 | CLASS | TX BLDG | 5,181,309.50 | 5,181,309.50 | 5,181,309.50 | None | None | 09/19/2025 | | 1 | 4.014 | 4.014 | 2.55 |
| 10344 | FIDEL | FID 2847 | 43,761.62 | 43,761.62 | 43,761.62 | None | None | 08/11/2026 | | 1 | 3.630 | 3.630 | 0.02 |

| Investment # | Issuer | Security # | Purchase Principal | Book Value | Market Value | S&P Rating | Moody's Rating | Purchase Date | Maturity Date | Days To Maturity | Stated Rate | YTM | % of Total |
|---|---|---|---|---|---|---|---|---|---|---|---|---|---|
| 10340 | CLASS | TERM SER II | 7,000,000.00 | 7,000,000.00 | 7,000,000.00 | None | None | 06/09/2026 | 06/09/2027 | 220 | 4.130 | 4.130 | 3.45 |
| 10346 | TXTERM | TX TERM | 5,000,000.00 | 5,000,000.00 | 5,000,000.00 | None | None | 10/05/2026 | 08/02/2027 | 274 | 4.610 | 4.610 | 2.46 |
| 10347 | TXTERM | TX TERM | 5,000,000.00 | 5,000,000.00 | 5,000,000.00 | None | None | 10/05/2026 | 09/01/2027 | 304 | 4.690 | 4.690 | 2.46 |
| **SubTotal for No Specified Rating** | | | **101,993,332.17** | **101,993,332.17** | **101,993,332.17** | | | | | **44** | **3.871** | **3.871** | **50.21** |

HUB Investment Partners LLC
900 S Capital of Texas Hwy
350
Austin, TX 78746
(512)600-5200

# Galveston ISD
## Texas Compliance Change in Val Report
## Sorted by Fund
## October 1, 2026 - October 31, 2026

| Inv # / Cusip | Issuer / Par Value | Fund / YTM | Purch Date / Mat Date | Interest Accrual / Interest Received | Beginning Book Value / Beginning Market Value | Purchases/ Additions | Redemptions | Change in Value | Ending Book Value / Ending Market Value |
|---|---|---|---|---|---|---|---|---|---|
| **Fund: Bond 2018 Constructi** | | | | | | | | | |
| 10242 | MOODY | BD 2018 | 09/01/2022 | 0.00 | 0.00 | 0.00 | 0.00 | 0.00 | 0.00 |
| MB BD CON 2056 | 0.00 | 0.000 | / / | 0.00 | 0.00 | 0.00 | 0.00 | 0.00 | 0.00 |
| **Sub Totals For: Fund: Bond 2018 Constructi** | | | | 0.00 | 0.00 | 0.00 | 0.00 | 0.00 | 0.00 |
| | | | | 0.00 | 0.00 | 0.00 | 0.00 | 0.00 | 0.00 |
| **Fund: Bond 2022 Constructi** | | | | | | | | | |
| 10233 | TXRANG | BD 2022 | 09/01/2022 | 0.00 | 0.00 | 0.00 | 0.00 | 0.00 | 0.00 |
| TX DLY 1227-05 | 0.00 | 0.000 | / / | 0.00 | 0.00 | 0.00 | 0.00 | 0.00 | 0.00 |
| 10284 | CLASS | BD 2022 | 08/30/2022 | 85,630.57 | 26,073,690.27 | 85,630.57 | 1,350,000.00 | -1,264,369.43 | 24,809,320.84 |
| TX BD 2022 | 24,809,320.84 | 4.014 | / / | 85,630.57 | 26,073,690.27 | 85,630.57 | 1,350,000.00 | -1,264,369.43 | 24,809,320.84 |
| 10286 | FIDEL | BD 2022 | 09/22/2022 | 2,213.49 | 13,931.87 | 7,259,213.49 | 0.00 | 7,259,213.49 | 7,273,145.36 |
| FID BOND MM | 7,273,145.36 | 3.630 | / / | 2,213.49 | 13,931.87 | 7,259,213.49 | 0.00 | 7,259,213.49 | 7,273,145.36 |
| 10287 | MOODY | BD 2022 | 09/08/2022 | 49.32 | 1,305,303.26 | 1,350,049.32 | 2,088,947.43 | -738,898.11 | 566,405.15 |
| MB BD CON 2022 | 566,405.15 | 0.050 | / / | 49.32 | 1,305,303.26 | 1,350,049.32 | 2,088,947.43 | -738,898.11 | 566,405.15 |
| 10331 | USTR | BD 2022 | 11/03/2025 | 0.00 | 7,236,964.17 | 0.00 | 7,257,000.00 | -7,236,964.17 | 0.00 |
| 912797SK4 | 0.00 | 0.000 | 10/29/2026 | 0.00 | 7,235,229.00 | 0.00 | 7,257,000.00 | -7,235,229.00 | 0.00 |
| 10332 | USTR | BD 2022 | 12/26/2025 | 0.00 | 7,192,484.58 | 0.00 | 0.00 | 21,225.93 | 7,213,710.51 |
| 912797TC1 | 7,250,000.00 | 3.538 | 12/24/2026 | 0.00 | 7,182,720.00 | 0.00 | 0.00 | 25,447.50 | 7,208,167.50 |
| 10333 | USTR | BD 2022 | 02/26/2026 | 0.00 | 20,427,716.63 | 0.00 | 0.00 | 60,291.32 | 20,488,007.95 |
| 912797TV9 | 20,700,000.00 | 3.518 | 02/18/2027 | 0.00 | 20,370,042.00 | 0.00 | 0.00 | 80,316.00 | 20,450,358.00 |
| 10334 | USTR | BD 2022 | 03/26/2026 | 0.00 | 12,240,518.21 | 0.00 | 0.00 | 38,654.38 | 12,279,172.59 |
| 912797UD7 | 12,450,000.00 | 3.756 | 03/18/2027 | 0.00 | 12,208,968.00 | 0.00 | 0.00 | 49,426.50 | 12,258,394.50 |
| 10335 | USTR | BD 2022 | 06/08/2026 | 0.00 | 10,303,575.20 | 0.00 | 0.00 | 33,549.86 | 10,337,125.06 |
| 912797UX3 | 10,546,000.00 | 3.846 | 05/13/2027 | 0.00 | 10,274,862.34 | 0.00 | 0.00 | 40,602.10 | 10,315,464.44 |

| Inv # / Cusip | Issuer / Par Value | Fund / YTM | Purch Date / Mat Date | Interest Accrual / Interest Received | Beginning Book Value / Beginning Market Value | Purchases/ Additions | Redemptions | Change in Value | Ending Book Value / Ending Market Value |
|---|---|---|---|---|---|---|---|---|---|
| 10336 | USTR | BD 2022 | 06/08/2026 | 0.00 | 6,073,089.84 | 0.00 | 0.00 | 19,756.20 | 6,092,846.04 |
| 912797UE5 | 6,198,000.00 | 3.846 | 04/15/2027 | 0.00 | 6,057,243.42 | 0.00 | 0.00 | 24,544.08 | 6,081,787.50 |
| 10337 | USTR | BD 2022 | 06/08/2026 | 0.00 | 6,071,886.35 | 0.00 | 0.00 | 19,395.97 | 6,091,282.32 |
| 912797UD7 | 6,177,000.00 | 3.781 | 03/18/2027 | 0.00 | 6,057,413.28 | 0.00 | 0.00 | 24,522.69 | 6,081,935.97 |
| 10338 | USTR | BD 2022 | 06/22/2026 | 0.00 | 5,429,397.38 | 0.00 | 0.00 | 18,280.48 | 5,447,677.86 |
| 912797VF1 | 5,578,000.00 | 3.970 | 06/10/2027 | 0.00 | 5,415,401.30 | 0.00 | 0.00 | 23,092.92 | 5,438,494.22 |
| 10339 | USTR | BD 2022 | 06/22/2026 | 0.00 | 6,063,847.85 | 0.00 | 0.00 | 19,788.53 | 6,083,636.38 |
| 912797VH7 | 6,113,000.00 | 3.884 | 12/17/2026 | 0.00 | 6,061,039.50 | 0.00 | 0.00 | 21,823.41 | 6,082,862.91 |
| 10341 | USTR | BD 2022 | 08/12/2026 | 0.00 | 16,571,782.07 | 0.00 | 0.00 | 56,687.52 | 16,628,469.59 |
| 912797VR5 | 17,135,000.00 | 4.010 | 08/05/2027 | 0.00 | 16,510,771.95 | 0.00 | 0.00 | 80,191.80 | 16,590,963.75 |
| 10345 | USTR | BD 2022 | 09/18/2026 | 18,810.18 | 5,230,851.72 | 0.00 | 0.00 | 1,523.56 | 5,232,375.28 |
| 91282CMF5 | 5,254,000.00 | 4.602 | 01/15/2028 | 0.00 | 5,220,952.34 | 0.00 | 0.00 | 17,022.96 | 5,237,975.30 |
| | **Sub Totals For: Fund: Bond 2022 Constructi** | | | 106,703.56 | 130,235,039.40 | 8,694,893.38 | 10,695,947.43 | -1,691,864.47 | 128,543,174.93 |
| | | | | 87,893.38 | 129,987,568.53 | 8,694,893.38 | 10,695,947.43 | -1,592,293.09 | 128,395,275.44 |
| **Fund: Bond 2023 Constructi** | | | | | | | | | |
| 10291 | CLASS | BD 2023 | 05/03/2023 | 0.00 | 0.00 | 0.00 | 0.00 | 0.00 | 0.00 |
| TX BD 2023 | 0.00 | 0.000 | / / | 0.00 | 0.00 | 0.00 | 0.00 | 0.00 | 0.00 |
| 10292 | MOODY | BD 2023 | 05/23/2023 | 0.00 | 0.00 | 0.00 | 0.00 | 0.00 | 0.00 |
| MB 23 BND 5610 | 0.00 | 0.000 | / / | 0.00 | 0.00 | 0.00 | 0.00 | 0.00 | 0.00 |
| | **Sub Totals For: Fund: Bond 2023 Constructi** | | | 0.00 | 0.00 | 0.00 | 0.00 | 0.00 | 0.00 |
| | | | | 0.00 | 0.00 | 0.00 | 0.00 | 0.00 | 0.00 |
| **Fund: Building Proceed Fun** | | | | | | | | | |
| 10330 | CLASS | BLDG FD | 09/19/2025 | 17,633.01 | 5,163,676.49 | 17,633.01 | 0.00 | 17,633.01 | 5,181,309.50 |
| TX BLDG PROC FD | 5,181,309.50 | 4.014 | / / | 17,633.01 | 5,163,676.49 | 17,633.01 | 0.00 | 17,633.01 | 5,181,309.50 |
| | **Sub Totals For: Fund: Building Proceed Fun** | | | 17,633.01 | 5,163,676.49 | 17,633.01 | 0.00 | 17,633.01 | 5,181,309.50 |
| | | | | 17,633.01 | 5,163,676.49 | 17,633.01 | 0.00 | 17,633.01 | 5,181,309.50 |
| **Fund: Child Nutrition** | | | | | | | | | |

| Inv # / Cusip | Issuer / Par Value | Fund / YTM | Purch Date / Mat Date | Interest Accrual / Interest Received | Beginning Book Value / Beginning Market Value | Purchases/ Additions | Redemptions | Change in Value | Ending Book Value / Ending Market Value |
|---|---|---|---|---|---|---|---|---|---|
| 10235 | TXRANG | CN | 09/01/2022 | 2,807.55 | 853,513.52 | 2,807.55 | 0.00 | 2,807.55 | 856,321.07 |
| TX DLY 1227-08 | 856,321.07 | 3.870 | / / | 2,807.55 | 853,513.52 | 2,807.55 | 0.00 | 2,807.55 | 856,321.07 |
| 10245 | MOODY | CN | 09/01/2022 | 10.10 | 233,323.21 | 400,871.75 | 342,130.64 | 58,741.11 | 292,064.32 |
| MB CN 7619 | 292,064.32 | 0.050 | / / | 10.10 | 233,323.21 | 400,871.75 | 342,130.64 | 58,741.11 | 292,064.32 |
| 10282 | CLASS | CN | 09/01/2022 | 11,278.47 | 3,457,118.49 | 614,460.63 | 443,711.22 | 170,749.41 | 3,627,867.90 |
| TX CNS-0005 | 3,627,867.90 | 4.014 | / / | 11,278.47 | 3,457,118.49 | 614,460.63 | 443,711.22 | 170,749.41 | 3,627,867.90 |
| **Sub Totals For: Fund: Child Nutrition** | | | | 14,096.12 | 4,543,955.22 | 1,018,139.93 | 785,841.86 | 232,298.07 | 4,776,253.29 |
| | | | | 14,096.12 | 4,543,955.22 | 1,018,139.93 | 785,841.86 | 232,298.07 | 4,776,253.29 |
| **Fund: Interest & Sinking** | | | | | | | | | |
| 10232 | TXRANG | DS | 09/01/2022 | 827.61 | 251,598.09 | 827.61 | 0.00 | 827.61 | 252,425.70 |
| TX DLY 1227-04 | 252,425.70 | 3.870 | / / | 827.61 | 251,598.09 | 827.61 | 0.00 | 827.61 | 252,425.70 |
| 10238 | CLASS | DS | 09/01/2022 | 9,564.06 | 2,744,939.83 | 166,183.74 | 0.00 | 166,183.74 | 2,911,123.57 |
| TX DEBT-0002 | 2,911,123.57 | 4.014 | / / | 9,564.06 | 2,744,939.83 | 166,183.74 | 0.00 | 166,183.74 | 2,911,123.57 |
| 10243 | MOODY | DS | 09/01/2022 | 0.13 | 3,928.74 | 0.13 | 1,050.00 | -1,049.87 | 2,878.87 |
| MB DS 2049 | 2,878.87 | 0.050 | / / | 0.13 | 3,928.74 | 0.13 | 1,050.00 | -1,049.87 | 2,878.87 |
| 10244 | MOODY | DS | 09/01/2022 | 8,994.44 | 3,267,287.87 | 8,994.44 | 0.00 | 8,994.44 | 3,276,282.31 |
| MB DS MM 7635 | 3,276,282.31 | 3.140 | / / | 8,994.44 | 3,267,287.87 | 8,994.44 | 0.00 | 8,994.44 | 3,276,282.31 |
| **Sub Totals For: Fund: Interest & Sinking** | | | | 19,386.24 | 6,267,754.53 | 176,005.92 | 1,050.00 | 174,955.92 | 6,442,710.45 |
| | | | | 19,386.24 | 6,267,754.53 | 176,005.92 | 1,050.00 | 174,955.92 | 6,442,710.45 |
| **Fund: General Operating** | | | | | | | | | |
| 10231 | TXRANG | GEN OP | 09/01/2022 | 14,187.08 | 13,033,882.34 | 14,187.08 | 10,000,000.00 | -9,985,812.92 | 3,048,069.42 |
| TX DLY 1227-02 | 3,048,069.42 | 3.870 | / / | 14,187.08 | 13,033,882.34 | 14,187.08 | 10,000,000.00 | -9,985,812.92 | 3,048,069.42 |
| 10237 | CLASS | GEN OP | 09/01/2022 | 48,664.59 | 17,376,374.32 | 3,333,720.43 | 8,305,626.16 | -4,971,905.73 | 12,404,468.59 |
| TX GEN-0001 | 12,404,468.59 | 4.014 | / / | 48,664.59 | 17,376,374.32 | 3,333,720.43 | 8,305,626.16 | -4,971,905.73 | 12,404,468.59 |
| 10246 | MOODY | GEN OP | 09/01/2022 | 85.51 | 1,542,250.71 | 8,837,520.71 | 7,598,781.70 | 1,238,739.01 | 2,780,989.72 |
| MB GEN 7601 | 2,780,989.72 | 0.050 | / / | 85.51 | 1,542,250.71 | 8,837,520.71 | 7,598,781.70 | 1,238,739.01 | 2,780,989.72 |

| Inv # / Cusip | Issuer / Par Value | Fund / YTM | Purch Date / Mat Date | Interest Accrual / Interest Received | Beginning Book Value / Beginning Market Value | Purchases/ Additions | Redemptions | Change in Value | Ending Book Value / Ending Market Value |
|---|---|---|---|---|---|---|---|---|---|
| 10293 | MOODY | GEN OP | 05/01/2023 | 40,480.55 | 11,786,741.73 | 40,480.55 | 700,000.00 | -659,519.45 | 11,127,222.28 |
| MB GEN 0616 | 11,127,222.28 | 4.000 | / / | 40,480.55 | 11,786,741.73 | 40,480.55 | 700,000.00 | -659,519.45 | 11,127,222.28 |
| 10305 | MOODY | GEN OP | 05/01/2024 | 0.00 | 0.54 | 0.00 | 0.00 | 0.00 | 0.54 |
| MB SCH CSH 1600 | 0.54 | 0.000 | / / | 0.00 | 0.54 | 0.00 | 0.00 | 0.00 | 0.54 |
| 10340 | CLASS | GEN OP | 06/09/2026 | 24,553.70 | 7,000,000.00 | 0.00 | 0.00 | 0.00 | 7,000,000.00 |
| TERM SER II | 7,000,000.00 | 4.130 | 06/09/2027 | 0.00 | 7,000,000.00 | 0.00 | 0.00 | 0.00 | 7,000,000.00 |
| 10342 | USTR | GEN OP | 08/14/2026 | 7,134.58 | 2,294,835.16 | 0.00 | 0.00 | 916.10 | 2,295,751.26 |
| 91282CGT2 | 2,311,000.00 | 4.110 | 03/31/2028 | 0.00 | 2,272,267.64 | 0.00 | 0.00 | 10,307.06 | 2,282,574.70 |
| 10343 | USTR | GEN OP | 08/14/2026 | 10,314.45 | 2,887,318.96 | 0.00 | 0.00 | -292.81 | 2,887,026.15 |
| 91282CRB9 | 2,881,000.00 | 4.123 | 07/31/2028 | 0.00 | 2,850,490.21 | 0.00 | 0.00 | 14,981.20 | 2,865,471.41 |
| 10344 | FIDEL | GEN OP | 08/11/2026 | 133.02 | 43,628.60 | 133.02 | 0.00 | 133.02 | 43,761.62 |
| FID 2847 MM | 43,761.62 | 3.630 | / / | 133.02 | 43,628.60 | 133.02 | 0.00 | 133.02 | 43,761.62 |
| 10346 | TXTERM | GEN OP | 10/05/2026 | 17,050.68 | 0.00 | 5,000,000.00 | 0.00 | 5,000,000.00 | 5,000,000.00 |
| TX TERM 8/27 | 5,000,000.00 | 4.610 | 08/02/2027 | 0.00 | 0.00 | 5,000,000.00 | 0.00 | 5,000,000.00 | 5,000,000.00 |
| 10347 | TXTERM | GEN OP | 10/05/2026 | 17,346.57 | 0.00 | 5,000,000.00 | 0.00 | 5,000,000.00 | 5,000,000.00 |
| TX TERM 9/27 | 5,000,000.00 | 4.690 | 09/01/2027 | 0.00 | 0.00 | 5,000,000.00 | 0.00 | 5,000,000.00 | 5,000,000.00 |
| **Sub Totals For: Fund: General Operating** | | | | 179,950.73 | 55,965,032.36 | 22,226,041.79 | 26,604,407.86 | -4,377,742.78 | 51,587,289.58 |
| | | | | 103,550.75 | 55,905,636.09 | 22,226,041.79 | 26,604,407.86 | -4,353,077.81 | 51,552,558.28 |
| **Fund: MOODY PERF ARTS CENT** | | | | | | | | | |
| 10324 | CLASS | MPAC | 05/09/2025 | 19,778.51 | 5,806,348.22 | 19,778.51 | 16,505.59 | 3,272.92 | 5,809,621.14 |
| TX MPAC-0008 | 5,809,621.14 | 4.014 | / / | 19,778.51 | 5,806,348.22 | 19,778.51 | 16,505.59 | 3,272.92 | 5,809,621.14 |
| **Sub Totals For: Fund: MOODY PERF ARTS CENT** | | | | 19,778.51 | 5,806,348.22 | 19,778.51 | 16,505.59 | 3,272.92 | 5,809,621.14 |
| | | | | 19,778.51 | 5,806,348.22 | 19,778.51 | 16,505.59 | 3,272.92 | 5,809,621.14 |
| **Fund: Student Activity** | | | | | | | | | |
| 10240 | CLASS | STUACT | 09/01/2022 | 1,698.80 | 497,483.93 | 1,698.80 | 0.00 | 1,698.80 | 499,182.73 |
| TX ACT-0004 | 499,182.73 | 4.014 | / / | 1,698.80 | 497,483.93 | 1,698.80 | 0.00 | 1,698.80 | 499,182.73 |

| Inv # / Cusip | Issuer / Par Value | Fund / YTM | Purch Date / Mat Date | Interest Accrual / Interest Received | Beginning Book Value / Beginning Market Value | Purchases/ Additions | Redemptions | Change in Value | Ending Book Value / Ending Market Value |
|---|---|---|---|---|---|---|---|---|---|
| 10241 | MOODY | STUACT | 09/01/2022 | 9.38 | 187,680.40 | 65,324.05 | 22,132.91 | 43,191.14 | 230,871.54 |
| MB ACT 7627 | 230,871.54 | 0.050 | / / | 9.38 | 187,680.40 | 65,324.05 | 22,132.91 | 43,191.14 | 230,871.54 |
| | **Sub Totals For: Fund: Student Activity** | | | 1,708.18 | 685,164.33 | 67,022.85 | 22,132.91 | 44,889.94 | 730,054.27 |
| | | | | 1,708.18 | 685,164.33 | 67,022.85 | 22,132.91 | 44,889.94 | 730,054.27 |
| | **Report Grand Totals:** | | | 359,256.35 | 208,666,970.55 | 32,219,515.39 | 38,125,885.65 | -5,596,557.39 | 203,070,413.16 |
| | | | | 264,046.19 | 208,360,103.41 | 32,219,515.39 | 38,125,885.65 | -5,472,321.04 | 202,887,782.37 |

| GLOSSARY | |
|---|---|
| PAR VALUE | The face value of investment. |
| MARKET VALUE | The face value multiplied by the market price. It is the last reported price from the report date. |
| BOOK VALUE | The cost of a bond, plus or minus adjustments for purchase discount or premium adjustments. |
| AMORTIZATION/ACCRETION | Amortization (accretion) is the process of reducing (increasing) the original cost of the investment on a daily basis in order to equal par value at maturity. Amortization calculations vary by investment type and the basis associated with the type of investment. |
| SECURITY TYPE DEFINITIONS | Security types are broad category of investments with similar characteristics and risk features such as agency securities, corporate bonds, municipal bonds, and money markets. Codes within the system are utilized to make calculations based on the underlying security. Security type labels are customizable. |
| CPI | TexasTERM |
| ACP | Commercial Paper Discounted - Amortizing |
| MC1 | Municipal Bonds |
| RR3 | Money Market Accounts |
| PA1 | Passbook/Checking Accounts |
| RRP | Investment Pools |
| TRC | Treasury Coupon Securities |
| PURCHASE PRINCIPAL | The original cost of the bond. Par value multiplied by purchase price. |
| PREMIUM/DISCOUNT | A bond with price below 100 is discount. A bond with price above 100 is premium. |
| ADJUSTED INTEREST EARNINGS | Net between interest earned and amortization/accretion adjustments within a report period. |
| EFFECTIVE RATE OF RETURN | Interest earnings adjusted for amortization of premiums and accretion for discounts plus any realized gain or loss divided by the average daily balance of the portfolio divided by 365 and then multiplied by the actual days in the report period. |
| YIELD TO MATURITY | The yield of an investment as of the purchase date assuming that the bond is held to maturity. |
| YTM 360 | The yield is based on a hypothetical year that has only 360 days. |
| YTM 365 | The yield is based on a 365-day year. |
| REMAINING COST | The original cost of an investment taking into consideration any partial sales or redemptions for the par value that remains. |
| STATED RATE | Coupon rate (yield the bond paid on its issue date). |
| CURRENT RATE | A bond's annual return based on its annual coupon payments and current price (as opposed to its original price or face). |

## Statement Disclosures

The information provided in this report was created by HUB Investment Partners utilizing data from your custodian that is considered reliable. HUB Investment Partners is relying on the information provided by your custodian; HUB Investment Partners has not audited or otherwise verified the accuracy of the methodology, calculations, or information in this report. As a result, the methodology, calculations, and information presented in the report are not guaranteed by HUB Investment Partners.

HUB Investment Partners is independent of your custodian.

You should consider the account statements received directly from your account custodian as the prevailing document for your account. Please review the information contained on this statement against the statement provided to you from the account custodian or product sponsor. The reported value on your account statement you received from the account custodian may differ from the reported value on this quarterly statement due to a variety of factors including the treatment of accrued income and dividends, rounding and other considerations. If there is any unexplained discrepancy between this statement and the account statement you received from the account custodian, please immediately contact HUB Investment Partners and/or your account custodian. Discrepancies should be reported to HUB Investment Partners via telephone at 512-600-5268.

The account portfolio or assets in the account are valued at the starting and ending points of the period. Cash flows are included in the calculation based on when they occurred during the period.

Performance data quoted represents past performance and does not guarantee future results. The investment return and principal of an investment will fluctuate so that an investor's shares when redeemed may be worth more or less than their original cost. All investments have investment risks such as fluctuation in investment principal including the complete loss of principal invested. The values represented in the report may not reflect the original cost of a client's initial investment. HUB Investment Partners standard reporting does not reflect reinvestment of dividends and other earnings in the performance numbers, unless the account holder specifically asks for inclusion of such earnings. Performance report calculations and figures should not be relied upon for tax purposes.

If you have any changes in your financial situation, risk tolerance, investment objectives or if you wish to impose or modify any reasonable restrictions on the management of your account(s), please contact HUB Investment Partners immediately. Also, please contact us if you would like a current copy of our Disclosure Document, which includes a description of the advisory services we offer.

This material is not intended to present an opinion on legal or tax matters. Please consult with your attorney or tax advisor and compare this document to your custodial statement for accuracy, as applicable.

GALVESTON ISD
TAX COLLECTIONS BY FUND
AS OF 10/31/26

| FUND | FUND | OBJ | OBJ | Revised Budget 2026-2027 | FYTD Activity 2026-2027 | October 2026-2027 Monthly Activity | 2026-27 FYTD (UNDER)/Over Budget |
|---|---|---|---|---|---|---|---|
| 199 | GENERAL FUND | 5711 | TAXES-CURRENT YEAR | $ 90,393,922 | $ 213,356 | $ 213,356 | $ (90,180,566) |
| 199 | GENERAL FUND | 5712 | TAXES-DELINQUENT | $ 1,200,000 | $ 523,051 | $ 351,984 | $ (676,949) |
| 199 | GENERAL FUND | 5719 | PENALTY/INT/OTHER TAX REVENUE | $ 1,200,000 | $ 132,424 | $ 91,487 | $ (1,067,576) |
| FUND TOTAL | | | | $ 92,793,922 | $ 868,832 | $ 656,827 | $ (91,925,091) |
| YTD AS A % OF BUDGET | | | | 0.9% | | | |

| FUND | FUND | OBJ | OBJ | Revised Budget 2026-2027 | FYTD Activity 2026-2027 | October 2026-2027 Monthly Activity | 2026-27 FYTD (UNDER)/Over Budget |
|---|---|---|---|---|---|---|---|
| 599 | DEBT SERVICE FUND | 5711 | TAXES-CURRENT YEAR | $ 21,638,000 | $ 51,881 | $ 51,881 | $ (21,586,119) |
| 599 | DEBT SERVICE FUND | 5712 | TAXES-DELINQUENT | $ 300,000 | $ 124,909 | $ 84,375 | $ (175,091) |
| 599 | DEBT SERVICE FUND | 5719 | PENALTY/INT/OTHER TAX REVENUE | $ 250,000 | $ 29,208 | $ 20,364 | $ (220,792) |
| FUND TOTAL | | | | $ 22,188,000 | $ 205,999 | $ 156,620 | $ (21,982,001) |
| YTD AS A % OF BUDGET | | | | 0.9% | | | |

**Galveston Independent School District**
**Bond 2022/2023 Construction Expenditures**
**As of October 31, 2026**

| | | Original Allocation | | | | Revised Allocation | | | | |
|---|---|---|---|---|---|---|---|---|---|---|
| | Bond Propositions | Voter Approved Amount Authorized | May 7, 2022 | Bond Sale #1 August 30, 2022 | Bond Sale #2 May 3, 2023 | | Bond Sale #1 August 30, 2022 | Bond Sale 1 Int % | Bond Sale #2 May 3, 2023 | Bond Sale 2 Int % |
| A | Ball HS | $ | 229,973,721 | $ 170,472,069 | $ 59,501,652 | NBH | $ 169,344,287 | 67.74% | $ 60,629,434 | 93.56% |
| A | Transportation | $ | 2,820,186 | $ 1,849,855 | $ 970,331 | VEH | $ 2,820,186 | 1.13% | $ - | |
| A | Bond Resolutions | $ | 1,061,093 | $ 1,061,093 | $ - | BOND RES | $ 1,061,093 | 0.42% | $ - | |
| B | Natatorium at BHS | $ | 15,980,000 | $ 11,825,089 | $ 4,154,911 | NNT | $ 15,980,000 | 6.39% | $ - | |
| C | MS Renovation at Central MS | $ | 8,513,236 | $ 8,513,236 | $ - | CMS | $ 8,456,938 | 3.38% | $ - | |
| C | MS Renovation at Weis | $ | 18,746,764 | $ 18,745,885 | $ 879 | WMS | $ 18,212,242 | 7.28% | $ 1,068,973 | 1.65% |
| C | MS Renovation at Austin MS | $ | 8,900,000 | $ 8,727,773 | $ 172,227 | AMS | $ 8,421,846 | 3.37% | $ - | |
| D | Technology | $ | 4,535,000 | $ 4,535,000 | $ - | NTC | $ 4,379,085 | 1.75% | $ 155,915 | 0.24% |
| E | Courville Stadium | $ | 24,270,000 | $ 24,270,000 | $ - | NCS | $ 21,324,323 | 8.53% | $ 2,945,678 | 4.55% |
| | **TOTAL BOND AMOUNT** | **$** | **314,800,000** | **$ 250,000,000** | **$ 64,800,000** | | **$ 250,000,000** | **100.00%** | **$ 64,800,000** | **100.00%** |

*Propositions Sum of Ball HS and Natatorium* $ *245,953,721*
*These project budgets have been combined as they will be bid as one.*

*Project Expenditures not budgeted* $ *(5,658,280)* *Revised amt from reallocation*
*Bond Funds Interest Earned through Feb 2025* $ *9,456,181*
*Excess Interest Earned* $ *3,797,901*

*Interest is included in Balance*

| Project Name | Prop Code | Description of Expenditure | Revised Bond 2022 Project Budget August 2024 | Interest Earned on Bond | Bond Resolution FY21 & FY23 | FY 2022 | FY 2023 | FY 2024 | FY 2025 | FY 2026 | FY 2027 | Encumbrances | Balance | Total Expenditures to Date |
|---|---|---|---|---|---|---|---|---|---|---|---|---|---|---|
| **New Ball High School** | **A** | Executive Operations Director | 240,000 | | | | | 123,772 | 126,169 | 125,853 | 16,606 | 0 | (152,400) | 392,400 |
| | | Land | 0 | | | | | 3,176,186 | 367 | 0 | | 0 | (3,176,553) | 3,176,553 |
| | | Construction | 198,533,404 | 7,672,798 | | | 2,124,166 | 46,816,175 | 63,798,388 | 26,491,054 | 3,851,869 | 47,973,238 | 15,151,311 | 191,054,891 |
| | | Architect Fees | 14,348,058 | | | 162,960 | 6,991,320 | 1,283,935 | 3,322,245 | 2,109,213 | 447,855 | 721,986 | (691,457) | 15,039,514 |
| | | Attorney Fees | 300,000 | | | 19,244 | 136,032 | 453 | 621 | 0 | | 0 | 143,650 | 156,350 |
| | | Program Management Fees | 2,108,280 | | | 66,064 | 141,898 | 442,972 | 507,356 | 1,071,037 | 283,697 | 1,002,383 | (1,407,127) | 3,515,407 |
| | | Surveys, Testing and Reimb. | 701,400 | | | | 343,590 | 334,895 | 104,098 | 458,613 | 113,286 | 393,731 | (1,046,814) | 1,748,214 |
| | | Furniture, Fixtures and Equipment | 6,450,000 | | | | 53,026 | 882 | 2,821 | 3,625,651 | 30,740 | 80,743 | 2,656,137 | 3,793,863 |
| | | Technology | 3,250,000 | | | | | 12,792 | 10,954 | 538,614 | 40,917 | 3,700 | 2,643,023 | 606,977 |
| | | Bond Related Expenses | | | | | | 254,860 | | 0 | | | (254,860) | 254,860 |
| | | **TOTAL** | **225,931,142** | **7,672,798** | **0** | **248,268** | **9,790,032** | **52,446,923** | **67,873,019** | **34,420,035** | **4,784,970** | **50,175,782** | **13,864,911** | **219,739,029** |
| **Ball High School Natatorium** | **B** | Construction | 9,857,782 | 295,670 | | | 0 | 541 | | 1,166,156 | 722,962 | 10,957,206 | (2,693,413) | 12,846,865 |
| | | Architect Fees | 3,000,000 | | | | 467,858 | 244,449 | (1,321) | 46,741 | 6,228 | 25,140 | 2,210,905 | 789,095 |
| | | Attorney Fees | 5,000 | | | | 930 | 0 | | 0 | | 0 | 4,070 | 930 |
| | | Program Management Fees | 5,000 | | | | 674 | 350 | | 0 | | 0 | 3,976 | 1,024 |
| | | Surveys, Testing and Reimb. | 1,383,208 | | | | 4,298 | 14,432 | 5,649 | 42,649 | 80 | 149,505 | 1,166,595 | 216,613 |
| | | Furniture, Fixtures and Equipment | 1,152,673 | | | | 0 | 0 | | 0 | | 0 | 1,152,673 | 0 |
| | | Technology | 576,337 | | | | 0 | 0 | | 0 | | 0 | 576,337 | 0 |
| | | **TOTAL** | **15,980,000** | **295,670** | **0** | **0** | **473,760** | **259,772** | **4,329** | **1,255,546** | **729,270** | **11,131,850** | **2,421,143** | **13,854,527** |
| | | **TOTAL BHS & NATATORIUM** | **241,911,142** | **7,968,468** | **0** | **248,268** | **10,263,792** | **52,706,695** | **67,877,348** | **35,675,581** | **5,514,240** | **61,307,632** | **16,286,054** | **233,593,556** |
| **Transportation** | **A** | Buses (13 total - 10 remaining) | 1,651,161 | 52,181 | | | 451,854 | 59,900 | 1,285,580 | 0 | | | (93,992) | 1,797,334 |
| | | White Fleet | 1,075,712 | | | | 185,765 | 607,595 | 310,665 | 4,828 | | 57,060 | (90,201) | 1,165,913 |
| | | Police Vehicles | 0 | | | | 0 | 0 | | 0 | | 0 | 0 | 0 |
| | | SMART-Tag Student Management So | 93,313 | | | | 0 | 0 | | 0 | | 0 | 93,313 | 0 |
| | | **TOTAL** | **2,820,186** | **52,181** | **0** | **0** | **637,619** | **667,495** | **1,596,245** | **4,828** | | **57,060** | **(90,880)** | **2,963,247** |
| **Bond Resolutions** | **A** | **Capital Expenditures in FY 2022** | | | | | | | | | | | | |
| | | Pre-bond planning - VLK Achitects | 178,000 | **0** | 178,000 | | | | | | | | 0 | 178,000 |
| | | Parker Elementary HVAC | 543,593 | | 543,593 | | | | | | | | 0 | 543,593 |
| | | 200KW Generator for Admin Suppor | 144,500 | | 144,500 | | | | | | | | 0 | 144,500 |
| | | Real Property - 4221 Ave. N 1/2 | 195,000 | | 195,000 | | | | | | | | 0 | 195,000 |
| | | **TOTAL** | **1,061,093** | **0** | **1,061,093** | **0** | **0** | **0** | | | | **0** | **0** | **1,061,093** |

**Galveston Independent School District**
**Bond 2022/2023 Construction Expenditures**
**As of October 31, 2026**

| Project Name | Prop Code | Description of Expenditure | Revised Bond 2022 Project Budget August 2024 | Interest Earned on Bond | Bond Resolution FY21 & FY23 | FY 2022 | FY 2023 | FY 2024 | FY 2025 | FY 2026 | | Encumbrances | Balance | Total Expenditures |
|---|---|---|---|---|---|---|---|---|---|---|---|---|---|---|
| **Middle Schools Renovations** | | | | | | | | | | | | | | |
| Austin | **C** | Construction | 7,870,418 | 155,825 | | | 0 | 2,197,993 | 871,889 | 162,764 | 11,999 | 79,239 | 4,702,359 | 3,323,884 |
| | | Architect Fees | 290,940 | | | | 0 | 167,972 | 1,888 | 10,078 | | 61,662 | 49,340 | 241,600 |
| | | Attorney Fees | 5,000 | | | | 0 | 0 | | 0 | | 0 | 5,000 | 0 |
| | | Program Management Fees | 98,642 | | | | 8,419 | 110,673 | 12,149 | 0 | | 0 | (32,599) | 131,241 |
| | | Surveys, Testing and Reimb. | 35,000 | | | | 5,800 | 30,889 | 18,636 | 2,763 | | 0 | (23,088) | 58,088 |
| | | Furniture, Fixtures and Equipment | 300,000 | | | | 0 | 166,477 | 63,583 | 10,926 | | 0 | 59,014 | 240,986 |
| | | Technology | 300,000 | | | | 0 | 25,433 | 20,407 | 359,005 | 99,213 | | (204,058) | 504,057 |
| | | **TOTAL MS Renovation at Austin** | **8,900,000** | **155,825** | **0** | **0** | **14,219** | **2,699,437** | **988,552** | **545,536** | **111,212** | **140,901** | **4,555,968** | **4,499,856** |
| Central | C | Construction | 7,417,474 | 156,475 | | 521,864 | 3,501,786 | 3,002,008 | 196,291 | 39,719 | 4,425 | 2,638 | 305,218 | 7,268,731 |
| | | Architect Fees | 411,095 | | | | 527,962 | (172,259) | 676 | 0 | | 461,424 | (406,707) | 817,802 |
| | | Attorney Fees | 0 | | | | 0 | 0 | | 0 | | 0 | 0 | 0 |
| | | Program Management Fees | 194,724 | | | | 68,565 | 133,808 | 9,371 | 0 | | 0 | (17,020) | 211,744 |
| | | Surveys, Testing and Reimb. | 10,063 | | | | 63 | 0 | 8,404 | 0 | | 11,596 | (10,000) | 20,063 |
| | | Furniture, Fixtures and Equipment | 179,816 | | | 96,233 | 88,074 | 6,023 | 6,161 | 0 | | 0 | (16,675) | 196,491 |
| | | Technology | 300,063 | | | | 0 | 180 | 8,823 | 81,690 | | 0 | 209,370 | 90,693 |
| | | Bond Resolutions - roof repairs | | | | | | 1,567,236 | | 0 | | 0 | (1,567,236) | 1,567,236 |
| | | **TOTAL MS Renovation at Central** | **8,513,235** | **156,475** | **0** | **618,097** | **4,186,450** | **4,536,995** | **229,725** | **121,409** | | **475,657** | **(1,503,050)** | **10,172,759** |
| Weis | **C** | Construction | 11,771,571 | 416,605 | | | 1,005,172 | 5,516,903 | 1,019,755 | 134,615 | 963 | 7,018 | 4,503,749 | 7,684,426 |
| | | Architect Fees | 937,294 | | | | 525,366 | (81,652) | 26,588 | 0 | | 411,928 | 55,063 | 882,231 |
| | | Attorney Fees | 0 | | | | 0 | 0 | 0 | 0 | | 0 | 0 | 0 |
| | | Program Management Fees | 0 | | | | 39,610 | 118,564 | 18,887 | 5,628 | | 15,674 | (198,363) | 198,363 |
| | | Surveys, Testing and Reimb. | 313,310 | | | | 3,800 | 63,684 | 1,400 | 9,880 | | 26,341 | 208,205 | 105,105 |
| | | Furniture, Fixtures and Equipment | 1,093,510 | | | | 38,548 | 335,362 | 39,475 | 75,180 | 4,705 | 0 | 600,240 | 488,846 |
| | | Technology | 781,079 | | | | 0 | 68,073 | 150,632 | 259,669 | 7,287 | 0 | 295,418 | 485,661 |
| | | **TOTAL MS Renovation at Weis** | **14,896,764** | **416,605** | **0** | **0** | **1,612,496** | **6,020,934** | **1,256,737** | **484,972** | **12,955** | **460,962** | **5,464,313** | **9,844,632** |
| | | **TOTAL Middle School Renovations** | **32,309,999** | **728,904** | **0** | **618,097** | **5,813,166** | **13,257,365** | **2,475,014** | **1,151,917** | **124,167** | **1,077,520** | **8,517,231** | **24,517,247** |
| TF to CMS | **C** | Construction (M31/M32) | 0 | | | | 216,062 | (216,062) | | 11,262 | | | (11,262) | 11,262 |
| Alamo | | Technology | 0 | | | | 0 | 0 | | 17,405 | | 2,000 | (19,405) | 19,405 |
| Burnet | | Construction | 0 | | | | 0 | 2,540 | 30,339 | 20,562 | 3,705 | 2,500 | (59,646) | 59,646 |
| Crenshaw | | Construction | 0 | | | | 0 | 0 | 0 | 17,950 | | 180,500 | (198,450) | 198,450 |
| MECC | | Construction | 0 | | | | 0 | 18,980 | | 65,120 | | 3,500 | (87,600) | 87,600 |
| Morgan | | Construction | 0 | | | | 0 | 38,141 | | 0 | | 0 | (38,141) | 38,141 |
| OPPE | | Construction & Technology | 0 | | | | 0 | 74,337 | 2,013 | 19,693 | | 0 | (96,043) | 96,043 |
| Parker | | Construction | 0 | | | | 0 | 15,553 | | 46,229 | 1,390 | 3,500 | (66,672) | 66,672 |
| Transportation Roof | | Construction | 850,000 | | | | 0 | 0 | | 751,225 | 164,730 | 30,287 | (96,241) | 946,241 |
| Maintenance | | Construction | 0 | | | | 0 | 0 | | 7,050 | | 0 | (7,050) | 7,050 |
| Spoor Field (B01) | | Construction | 0 | | | | 0 | 0 | 0 | 75,300 | | 0 | (75,300) | 75,300 |
| Spoor Field (SPR) | | Construction | 0 | | | | 0 | 0 | 0 | 3,339 | | 0 | (3,339) | 3,339 |
| Baseball TORS | | Construction | 0 | | | | 0 | 0 | 0 | 41,250 | | 0 | (41,250) | 41,250 |
| Alamo - Demolition | | Construction | 500,000 | | | | 0 | 0 | 0 | 0 | | | 500,000 | 0 |
| Annex - Remodel for DAEP | | Construction | 1,800,000 | | | | 0 | 0 | 0 | 0 | | | 1,800,000 | 0 |
| | | **TOTAL Misc/Elementary Renovation** | **3,150,000** | **0** | **0** | **0** | **216,062** | **(66,511)** | **32,352** | **1,076,384** | **169,825** | **222,287** | **1,499,601** | **1,650,399** |
| **Technology** | **D** | Program Management Fees | 100,000 | 92,639 | | | 1,843 | 0 | | | | 44,030 | 146,766 | 45,873 |
| | | Hardware and Infrastructure | 792,000 | | | | 164,294 | 229,869 | 209,925 | 191,583 | | 0 | (3,671) | 795,671 |
| | | Classroom devices and audio | 3,643,000 | | | | 282,688 | 41,402 | 398,849 | 1,815,936 | 0 | 52,799 | 1,051,326 | 2,591,674 |
| | | **Total Technology** | **4,535,000** | **92,639** | **0** | **0** | **448,825** | **271,271** | **608,774** | **2,007,519** | **0** | **96,829** | **1,194,421** | **3,433,217** |
| **Courville Stadium** | **E** | Design and Construction | 23,288,391 | 613,990 | | 50,000 | 18,002,823 | 3,093,803 | 2,261,995 | 685,760 | 5,229 | 0 | 24,099,610 | 24,099,610 |
| | | Architect Fees | 221,400 | | | 0 | 219,000 | 15,900 | 40,675 | 18,364 | | 0 | 293,939 | 293,939 |
| | | Attorney Fees | 20,000 | | | 4,185 | 2,022 | 11,646 | | 0 | | 0 | 17,853 | 17,853 |
| | | Program Management Fees | 757,524 | | | 0 | 453,228 | 244,060 | 75,152 | 53,715 | | 0 | 826,155 | 826,155 |
| | | Surveys, Testing and Reimb. | 150,000 | | | 1,000 | 59,420 | 64,154 | 21,777 | 15,625 | | 0 | 161,976 | 161,976 |
| | | Vehicles > $5K | 11,110 | | | 0 | 11,110 | 0 | | 0 | | 0 | 11,110 | 11,110 |
| | | Furniture, Fixtures and Equipment | 226,000 | | | 0 | 75,867 | 142,704 | | 39,560 | 5,585 | 0 | 263,716 | 263,716 |
| | | Technology | 30,517 | | | 0 | 24,000 | 11,032 | 47,380 | 51,056 | | 0 | 133,468 | 133,468 |
| | | **TOTAL** | **24,704,942** | **613,990** | **0** | **55,185** | **18,847,470** | **3,583,299** | **2,446,979** | **864,080** | **10,814** | **0** | **25,807,827** | **25,807,827** |
| | | **GRAND TOTALS** | **310,492,362** | **9,456,182** | **1,061,093** | **921,550** | **36,226,934** | **70,419,614** | **75,036,712** | **40,780,309** | **5,819,046** | **62,761,327** | **53,214,255** | **293,026,585** |

**Galveston Independent School District**
**Bond 2022 & 2023 Interest Earnings**
**As of October 31, 2026**

| | Total Interest Earned | Moody Bank 2022 Bond Constr | Texas Class 2022 Bond Constr | Moody Bank 2023 Bond Constr | Texas Class 2023 Bond Constr |
|---|---|---|---|---|---|
| Aug-22 | $ 32,755 | $ 32,755 | $ - | $ - | $ - |
| Sep-22 | $ 402,692 | $ 8 | $ 402,684 | $ - | $ - |
| Oct-22 | $ 134,569 | $ 44 | $ 134,524 | $ - | $ - |
| Nov-22 | $ 149,647 | $ 67 | $ 149,580 | $ - | $ - |
| Dec-22 | $ 172,618 | $ 53 | $ 172,565 | $ - | $ - |
| Jan-23 | $ 180,790 | $ 48 | $ 180,743 | $ - | $ - |
| Feb-23 | $ 164,978 | $ 43 | $ 164,936 | $ - | $ - |
| Mar-23 | $ 177,198 | $ 92 | $ 177,106 | $ - | $ - |
| Apr-23 | $ 168,717 | $ 90 | $ 168,627 | $ - | $ - |
| May-23 | $ 431,487 | $ 76 | $ 168,125 | $ 38 | $ 263,247 |
| Jun-23 | $ 422,195 | $ 102 | $ 158,591 | $ 125 | $ 263,376 |
| Jul-23 | $ 413,532 | $ 168 | $ 142,117 | $ 130 | $ 271,117 |
| Aug-23 | $ 377,989 | $ 210 | $ 103,865 | $ 149 | $ 273,765 |
| Sep-23 | $ 360,650 | $ 160 | $ 92,637 | $ 126 | $ 267,727 |
| Oct-23 | $ 343,499 | $ 112 | $ 78,582 | $ 206 | $ 264,599 |
| Nov-23 | $ 307,557 | $ 55 | $ 75,347 | $ 234 | $ 231,920 |
| Dec-23 | $ 316,657 | $ 45 | $ 76,156 | $ 164 | $ 240,292 |
| Jan-24 | $ 313,233 | $ 41 | $ 73,860 | $ 82 | $ 239,250 |
| Feb-24 | $ 280,069 | $ 47 | $ 64,108 | $ 84 | $ 215,830 |
| Mar-24 | $ 281,237 | $ 61 | $ 59,879 | $ 73 | $ 221,225 |
| Apr-24 | $ 229,978 | $ 80 | $ 50,876 | $ 151 | $ 178,871 |
| May-24 | $ 182,286 | $ 93 | $ 47,478 | $ 106 | $ 134,609 |
| Jun-24 | $ 165,695 | $ 60 | $ 42,810 | $ 124 | $ 122,702 |
| Jul-24 | $ 151,217 | $ 62 | $ 37,928 | $ 45 | $ 113,183 |
| Aug-24 | $ 137,113 | $ 50 | $ 31,218 | $ 51 | $ 105,794 |
| Sep-24 | $ 118,128 | $ 111 | $ 42,358 | $ 120 | $ 75,539 |
| Oct-24 | $ 154,570 | $ 94 | $ 102,100 | $ 142 | $ 52,234 |
| Nov-24 | $ 162,952 | $ 79 | $ 131,542 | $ 68 | $ 31,263 |
| Dec-24 | $ 225,011 | $ 175 | $ 202,664 | $ 69 | $ 22,102 |
| Jan-25 | $ 246,566 | $ 105 | $ 233,495 | $ 31 | $ 12,935 |
| Feb-25 | $ 183,710 | $ 119 | $ 171,968 | $ 26 | $ 11,597 |
| Mar-25 | $ 185,414 | $ 120 | $ 172,542 | $ 27 | $ 12,725 |
| Apr-25 | $ 148,043 | $ 107 | $ 144,620 | $ 7 | $ 3,309 |
| May-25 | $ 140,072 | $ 100 | $ 139,968 | $ - | $ 4 |
| Jun-25 | $ 133,317 | $ 71 | $ 133,246 | $ - | $ - |
| Jul-25 | $ 130,106 | $ 38 | $ 130,068 | $ - | $ - |
| Aug-25 | $ 123,585 | $ 55 | $ 123,530 | $ - | $ - |
| Sep-25 | $ 90,099 | $ 112 | $ 89,987 | $ - | $ - |
| Oct-25 | $ 87,124 | $ 57 | $ 87,068 | $ - | $ - |
| Nov-25 | $ 79,037 | $ 91 | $ 78,945 | $ - | $ - |
| Dec-25 | $ 51,776 | $ 171 | $ 51,605 | $ - | $ - |
| Jan-26 | $ 52,769 | $ 125 | $ 52,644 | $ - | $ - |
| Feb-26 | $ 69,982 | $ 58 | $ 69,923 | $ - | $ - |
| Mar-26 | $ 82,851 | $ 42 | $ 82,809 | $ - | $ - |
| Apr-26 | $ 113,555 | $ 69 | $ 113,485 | $ - | $ - |
| May-26 | $ 111,638 | $ 47 | $ 111,592 | $ - | $ - |
| Jun-26 | $ 100,942 | $ 58 | $ 100,884 | $ - | $ - |
| Jul-26 | $ 100,625 | $ 63 | $ 100,563 | $ - | $ - |
| Aug-26 | $ 95,958 | $ 42 | $ 95,915 | $ - | $ - |
| Sep-26 | $ 84,317 | $ 79 | $ 84,238 | $ - | $ - |
| Oct-26 | $ 85,680 | $ 49 | $ 85,631 | | |
| **Total Interest Earned** | **$ 9,456,182** | **$ 36,857** | **$ 5,787,731** | **$ 2,378** | **$ 3,629,215** |
| **Total Interest by Bond** | | | **5,824,588** | | **3,631,594** |

| VENDOR | AMOUNT |
|---|---|
| TRINITY CHARTER SCHOOLS | 571,088.49 |
| MOODY EARLY CHILDHOOD CENTER | 450,000.00 |
| RELIANT ENERGY DEPT 0954 | 219,700.29 |
| SKYWARD, INC | 194,817.00 |
| GALVESTON COLLEGE | 100,419.15 |
| MANSFILED OIL COMPANY OF GAINESVILLE | 98,456.41 |
| ADVANCED TECHNOLOGIES CONSULTANTS | 81,450.00 |
| REGION 4 EDUCATION SERVICE CENTER | 78,740.50 |
| HILAND DAIRY FOODS COMPANY, LLC | 75,942.73 |
| COMMUNITIES IN SCHOOLS OF GALVESTON COUNTY | 75,000.00 |
| GIA INSURANCE AGENCY, LLC | 68,776.00 |
| CITY OF GALVESTON | 54,969.54 |
| EDUCENTRIC, INC | 52,500.00 |
| NANCY L FOREMAN & ASSOCIATES LLC | 50,362.20 |
| **Total Vendors that exceed $50K** | **2,172,222.31** |

| VENDOR | AMOUNT |
|---|---|
| GILBANE BUILDING COMPANY | 2,452,452.96 |
| J.W. KELSO COMPANY, INC | 306,860.85 |
| AUDIO ENHANCEMENT INC. | 190,928.22 |
| BROOME WELDING & MACHINE CO INC | 170,852.00 |
| M SCOTT CONSTRUCTION INC | 164,730.00 |
| DUNHILL DEVELOPMENT AND CONSTRUCTION, LLC | 143,383.11 |
| GREENWAY RESTORATION SERVICES GROUP | 142,501.90 |
| ZERO SIX CONSULTING, LLC | 142,141.46 |
| PBK ARCHITECTS INC | 95,812.50 |
| COLTZER COMPANY, LLC | 74,395.94 |
| STUDIO RED ARCHITECTS, LP | 64,220.00 |
| WESTERN SPECIALTY CONTRACTORS OF AMERICA | 51,276.25 |
| **Total Bond Vendors that exceed $50K** | 3,999,555.19 |

11.18.2026 LOCAL VENDOR ACTIVITY FOR FY 2026-2027 - ATTACHMENT I

| Full Name | Payments 2026 | Zip |
|---|---|---|
| A-LINE AUTO PARTS | 5,387.20 | 77551 |
| ALERT ALARMS BURGLAR & FIRE PROTECT | 3,825.00 | 77550 |
| BREEZEWAY CUSTOM SCREENPRINTING | 4,572.00 | 77551 |
| BROOME WELDING & MACHINE CO INC | 213,115.00 | 77554 |
| CHALMERS ACE HARDWARE | 4,625.56 | 77550 |
| CITY OF GALVESTON | 88,768.43 | 77553 |
| CITY OF GALVESTON - PARKS & RECREAT | 18,999.22 | 77550 |
| CLASSIC FORD GALVESTON | 85.28 | 77554 |
| CLUB OF THE ISLE | 1,939.77 | 77554 |
| COLTZER COMPANY, LLC | 74,395.94 | 77550 |
| DANIEL STEVENS | 600.00 | 77554 |
| EL NOPALITO RESTAURANT - ROSA D MAR | 340.00 | 77550 |
| ESTO'S BEYOND TINT LLC | 365.00 | 77551 |
| FASTSIGNS | 2,258.50 | 77551 |
| GALVESTON CHAMBER OF COMMERCE | 350.00 | 77550-1501 |
| GALVESTON COLLEGE | 212,824.73 | 77550 |
| GALVESTON ISD EDUCATIONAL FOUNDATIO | 5,670.00 | 77553 |
| GALVESTON LIMOUSINE SERVICE | 15,425.10 | 77552 |
| GIA INSURANCE AGENCY, LLC | 68,776.00 | 77552-6767 |
| HENRY PORRETTO | 1,000.00 | 77554 |
| HICKS & HICKS, INC | 613.00 | 77554 |
| ISLAND FRAMED | 1,114.08 | 77550 |
| IWASH LAUNDRY | 517.23 | 77550 |
| J.W. KELSO COMPANY, INC | 306,860.85 | 77554 |
| KLEEN SUPPLY CO | 47,183.36 | 77553 |
| LISTER PLUMBING CO | 395.50 | 77553 |
| MARIO'S RISTORANTE | 585.30 | 77551 |
| MARTY'S TOWING LLC | 375.00 | 77550 |
| MITCHELL CHUOKE PLUMBING, INC. | 5,229.52 | 77551 |
| MOODY EARLY CHILDHOOD CENTER | 450,000.00 | 77550 |
| MOODY GARDENS INC | 23,858.30 | 77554 |
| NATIONAL SECURITY & FIRE LLC | 17,227.71 | 77550 |
| NEIL BRONSTEIN | 900.00 | 77550 |
| PALM SHORE SD, LLC | 900.00 | 77550 |
| REPUBLIC PARTS CO | 6,051.90 | 77550 |
| ROTARY CLUB OF GALVESTON ISLAND | 750.00 | 77552 |
| SALT AND STONE COASTAL REALTY LLC | 3,556.67 | 77554 |
| SCOTTY'S OVERHEAD DOOR | 250.00 | 77554 |
| SOMERSET GALVESTON, LLC | 2,850.00 | 77551 |
| STEVE'S WAREHOUSE TIRES GTX | 179.95 | 77551 |
| STEWART'S PACKAGING INC | 590.15 | 77550 |
| SUNSHINE CENTER, INC | 690.00 | 77550 |
| TEEN HEALTH CENTER, INC | 34,450.00 | 77553 |
| THE BRYAN MUSEUM | 100.00 | 77550 |
| THE GRAND 1894 OPERA HOUSE | 660.00 | 77550 |
| THE SPOT | Page 1 of 294.99 | 77553 |
| TOP GEAR APPAREL | 5,956.47 | 77551 |

| | | |
|---|---|---|
| TREASURE ISLAND TROPHIES & ENGRAVIN | 508.00 | 77551 |
| UPWARD HOPE ACADEMY | 8,333.32 | 77550 |
| WEST ISLE URGENT CARE | 2,445.00 | 77551 |
| YAGAS CAFE/TSUNAMI, LLC | 355.76 | 77550 |
| **Total Local Vendor Activity for FY 2026-2027** | **1,646,904.79** | |

# Summary of Legal Charges FY26/27

**Legal Billings October 2026 Charges**

| **Thompson & Horton LLP** | | **YTD Charges** |
|---|---|---|
| BHS (North Roof) | 622 E 81 6626 AA 001 0 99 NBH | 8,179.47 |
| NCS (General) | 622 E 81 6626 EE 001 0 99 NCS | - |
| NNT (General) | 622 E 81 6626 AA 001 0 99 NNT | - |
| | | 8,179.47 |
| | | |
| General | 199 E 41 6211 91 701 0 99 000 | 5,605.00 |
| General - Contracts/Procurement | 199 E 41 6211 91 701 0 99 000 | 307.50 |
| Galveston ISD SPED | 199 E 41 6211 91 701 0 99 000 | - |
| General - 2022 Bonds | 199 E 41 6211 91 701 0 99 000 | 922.50 |
| General - M Hayman, R Terrel, employee/school issues | 199 E 41 6211 91 701 0 99 000 | - |
| Acquisition of Warehouse | 199 E 41 6211 91 701 0 99 000 | 11,717.50 |
| Real Estate | 199 E 41 6211 91 701 0 99 000 | 2,970.00 |
| Real Estate Transaction with Artist Boat | 199 E 41 6211 91 701 0 99 000 | 10,052.50 |
| Public Information Act Requests | 199 E 41 6211 91 701 0 99 000 | 5,392.50 |
| | 199 E 41 6211 91 701 0 99 000 | 36,967.50 |

| | | **Budget** | **Actual** | **Balance** | **% of Budget Expensed** |
|---|---|---|---|---|---|
| **Summary for PO by account number** | **622 E 81 6626 AA 001 0 99 NBH** | - | **8,179.47** | - | |
| | **622 E 81 6626 AA 001 0 99 NNT** | - | - | - | |
| | **622 E 81 6626 EE 001 0 99 NCS** | - | **-** | - | |
| | **199 E 41 6211 91 701 0 99 000** | **125,000.00** | **36,967.50** | **79,853.03** | |
| | | **125,000.00** | **45,146.97** | **79,853.03** | **36%** |

| | **Total Legal Fees Billed** |
|---|---|
| **Thompson & Horton LLP** | **45,146.97** |
| **Law Office of E. Renee Crenshaw** | **-** |
| | **45,146.97** |

# Action Sheet

**MEETING DATE:** **November 18, 2026**

**AGENDA ITEM:** Consider approval of the minutes from the October 28, 2026, Regular School Board Meeting.

**RECOMMENDATION:** **I move that the Board of Trustees approve the minutes from the October 28, 2026, Regular School Board Meeting.**

Matthew Neighbors

Matthew Neighbors Ed. D.
Superintendent

# Minutes of Regular Meeting

## The Board of Trustees
## Galveston Independent School District

A Regular Meeting of the Board of Trustees of Galveston Independent School District was held October 28, 2026, beginning at 6:00 PM in the Lovenberg Administration Building, 3904 Avenue T, Galveston, TX 77550.

*Trustees in attendance: Beeton, Smecca, Masel, Tucker, and O'Neal. Absent: Brown and Lakin. Staff in attendance: Dudas, Post, Martello, Patrick, Scott, Kelso, Pillar, Le, Burson, Ives, Rafael, Grant, Camp, Neighbors, and Bly.*

*https://gisd.viebit.com/watch?hash=pMFVToZLTQrmhwaN*

The subjects discussed or considered or upon which any formal action may be taken are as listed below. Items do not have to be taken in the order shown.

1) Call to order Open Session in the Board Room of the Lovenberg Administration Building, 3904 Avenue T, Galveston, Texas. ~6:00
2) Pledge of Allegiance to the United States flag and the Texas flag. ~6:00 Recognition of Crossing guard, Adanacio Lopez, Jr. for stepping in front of a truck to keep two students from getting struck.
3) Citizen's Request to Address the Board on Agenda and Non-Agenda Items. Please complete sign-up sheets available in the lobby prior to the start of the meeting. ~6:00
*Aleena McMillan spoke about internet issues at Crenshaw*
*Madilyn Garrison spoke about internet issues at Crenshaw*
*William Comeaux spoke about internet issues at Crenshaw*
*Cade McCarley spoke about STAAR scores in US history*
4) Declaration of Conflicts of Interest. *~6:40 None*
5) District Reports *~6:40*
   A) Superintendent's Report
      1) ESL/EB Report *~6:41 ESL/EB report given at curriculum committee meeting. Discussion had about the framework template for reports led by Neighbors and Tucker.*
      2) Lasker Pool *~6:40 Update given by Neighbors.*
   B) Board Committee Reports
      1) Curriculum Committee Report given by Chair, Mrs. Ann Masel *~6:49*
      2) Facilities/Finance Committee Chair- Mr. Johnny Smecca *~6:52*
6) Financial Reports and Budget Update *~6:52 Given by Martello*
7) REGULAR AGENDA- Action Items *~7:07*
   A) Discuss and Consider adoption of updated construction budget for Ball High South Renovation Project and related actions. *~7:07 Will take up after executive session. ~8:41 Introduced by Neighbors. Motion by Masel. Second by Tucker. Discussion. Motion*

*amended by Masel at Beeton's request to $36 million. Second by Tucker. Motion passed. 5-0*

*1A Beeton-yes* *2B O'Neal-yes* *3C Tucker-yes* *4D Brown-absent*
*5E Masel-yes* *6F Smecca-yes* *7G Lakin-absent*

B) Discuss the possibility of retaining a property insurance consultant to assist GISD administration regarding its insurance portfolio. *~7:07 Discussion*

8) The Board may recess into Closed Executive Session in the Library as permitted by the Texas Open Meeting Act Government Code Sections 551.071- 551.090 Subchapter D and E. *~8:05*

Should any final action, final decision, or final vote be required in the opinion of the School Board with regard to any matter considered in such closed meeting then the final action, final decision, or final vote shall be either:

A) in the open meeting covered by the Notice upon the reconvening of the public meeting; or

B) at a subsequent public meeting of the School Board upon notice thereof; as the School Board shall determine.

A) Consultation with Attorney (Tex. Govt. Code Section 551.071)
   1) Address legal questions or issues raised by Trustees.

B) Personnel Matters (Tex. Govt. Code Section 551.074)
   1) Discuss the appointment, employment, evaluation, reassignment, duties, discipline, dismissal or resignation of an employee or employees, including the Superintendent.

C) Real Property (Tex. Govt Code Section 551.072)
   1) Discuss the purchase, exchange, lease or value of real estate in which the discussion in an open meeting would have a detrimental effect on the ability of the school district to negotiate with a third party.

D) Network Security, Security Devices and Security Audits (Tex. Govt Code Sections 551.076 and 551.089)
   1) Discuss Network security information
   2) Discuss security audit
   3) Discuss the deployment, or specific occasions for implementation, of security personnel, critical infrastructure, or security devices
   4) Discuss security assessment or deployments related to information resources technology
   5) Discuss Texas School Safety Reports.

9) Reestablish the open meeting of the Galveston ISD Board of Trustees. *~9:40*

10) CONSENT AGENDA - Action Items *~9:40 Motion by Masel to approve with the exception of Item S. Second by Smecca. Motion passed. 5-0*

*1A Beeton-yes* *2B O'Neal-yes* *3C Tucker-yes* *4D Brown-absent*
*5E Masel-yes* *6F Smecca-yes* *7G Lakin-absent*

A) Consider approval of the minutes from the September 23, 2026, Regular School Board Meeting and the October 12, 2026, Special Board Meeting.

B) Consider approval of personnel resignations and recommendations with contracts.

C) Discuss and consider approval of payment of attorney fees.

D) Consider approval of Budget Amendments

E) Discuss and consider accepting donations in accordance with Board Policy CDC Local.

F) Discuss and consider approval of the proposed library book purchase lists from Austin Elementary, Crenshaw Elementary and Middle, and the UTMB Name that Book Competition.

G) Discuss and Consider approval of the Administration's MIS initiatives as presented to address the critical services during outages at Crenshaw Environmental Science Magnet Campus. *~6:16 Introduced by Neighbors. Le gave a presentation. Questions by the board. Motion by Masel. Second by O'Neal. Discussion. Motion passed. 5-0*

*1A Beeton-yes 2B O'Neal-yes 3C Tucker-yes 4D Brown-absent*
*5E Masel-yes 6F Smecca-yes 7G Lakin-absent*

H) Discuss and consider approval to purchase Robotic Floor Cleaning Machine

I) Discuss and Consider Approval of Purchase of One Bus

J) Discuss and consider the renewal of the Shared Services Agreement for the Galveston-Brazoria Cooperative for the Deaf and Hard of Hearing, GBCDHH Regional Day School Program for the Deaf and RDSPD – School Year 2026-2027.

K) Discuss and Consider Approval of ProTech for Bid Package #22 (Theatre Rigging, Curtains, and Lighting) for use on the Ball High School South Renovation Project.

L) Discuss and consider approval for the Local Improvement Plan for Crenshaw Elementary and Middle School.

M) Discuss and consider approval for the Local Improvement Plan for Central Middle School.

N) Discuss and consider approval for the Local Improvement Plan for Weis Middle School.

O) Discuss and Consider Approval of Broome Welding for Bid Package #22 (Interior Structural Steel and Hand Rails) for use on the Ball High School South Renovation Project.

P) Discuss and Consider Approval of Camarata for Bid Package 6R (partial) Architectural Precast for use on the Ball High School South Renovation Project.

Q) Discuss and Consider Approval of Camarata for Bid Package 6R (partial) Exterior Brick for use on the Ball High School South Renovation Project.

R) Discuss and consider the annual purchase of services via MOU with Teen Health Centers for Campus Health Clinics for School Year 2026-2027.

S) Discuss and consider request for a variance from Section 4-1(a) of the Galveston City Code in regard to the sale of alcoholic beverages within three hundred feet of any school in the city. *~10:08 Introduced by Smecca. Discussion. Motion by Beeton to let the city know the board has an objection. Second by O'Neal. No further discussion. Motion passed 5-0.*

*1A Beeton-yes 2B O'Neal-yes 3C Tucker-yes 4D Brown-absent*
*5E Masel-yes 6F Smecca-yes 7G Lakin-absent*

11) Suggested Future Agenda Items *~10:08 O'Neal requested information about what extra duties each administrator has. Tucker asked about interventionist report and also STAAR data. Beeton asked for a report in relation to Coltzer's report in executive session about any issues with subs during the construction project. She would like to know what the bonds provide for and if we are availing ourselves of the benefits of those bonds, since we are restricting bidders to those that have them.*

12) COMMENTS FROM THE BOARD OF TRUSTEES *~10:31 Smecca requested that Neighbors update the community about the upcoming playoff game. Miguel Mendoza sophomore qualified for the state cross country meet. Also, our Volleyball team plays in the bi-district round of playoffs.*

Pursuant to Texas Government Code Section 551.0415, Trustees may report on any of the following items:

1. Expressions of thanks, gratitude, and condolences
2. Information regarding holiday schedules
3. Honorary or salutary recognition of a public official, public employee, or other citizen
4. Reminders regarding GISD events
5. Reminders regarding community events
6. Health and safety announcements

13) Adjournment *~10:34*

Approved on November 18, 2026

_____ _____

Mr. Tony Brown, President Mindy Lakin, Secretary

# Action Sheet

**MEETING DATE:** **November 18, 2026**

**AGENDA ITEM:** Discuss and consider approval of personnel resignations and recommendations with contracts.

Under Separate Cover

**RECOMMENDATION:** **I move that the Board of Trustees approve personnel resignations and recommendations with contracts.**

Matthew Neighbors Ed. D.
Superintendent

# Action Sheet

**MEETING DATE:** **November 18, 2026**

**AGENDA ITEM:** Discuss and consider approval of payment of attorney fees.

The Board has directed that attorney fees incurred by the district be brought for approval before payments are made. The district is in receipt of invoices from Thompson and Horton.

| | |
|---|---|
| Invoice 88506 | $ 307.50 |
| Invoice 88529 | $ 283.75 |
| Invoice 88578 | $ 3,834.47 |
| Invoice 88622 | $ 922.50 |
| Invoice 88656 | $ 1,520.00 |
| Invoice 88755 | $ 2,970.00 |
| Invoice 88809 | $ 4,280.00 |
| Invoice 88886 | $10,820.00 |

Total Billed $24,938.22

Matthew Neighbors

Matthew Neighbors Ed. D.
Superintendent

# Action Sheet

**MEETING DATE:** **November 18, 2026**

**AGENDA ITEM:** Discuss and consider approval of monthly Budget Amendment (Under separate cover.)

**RECOMMENDATION:** I move that the Board of Trustees approve the budget amendment, as presented.

Matthew Neighbors Ed. D.
Superintendent

Jeff Martello
Chief Financial Officer

## 2026-2027 Proposed Budget Amendment
## October 2026

| | General Fund | | | Food Service Fund | | | Debt Service Fund | | | |
|---|---|---|---|---|---|---|---|---|---|---|
| | Beginning Budget | Amendments | Ending Budget | Beginning Budget | Amendments | Ending Budget | Beginning Budget | Amendments | Ending Budget | |
| **Revenues** | | | | | | | | | | |
| Local & Intermediate Sources | $ 96,191,922 | $ - | $ 96,191,922 | $ 425,000 | $ - | $ 425,000 | $ 22,468,000 | $ - | $ 22,468,000 | |
| State Program Revenues | $ 8,578,661 | $ - | $ 8,578,661 | $ 22,000 | $ - | $ 22,000 | $ 1,700,000 | $ - | $ 1,700,000 | |
| Federal Program Revenues | $ 686,000 | $ - | $ 686,000 | $ 5,632,000 | $ - | $ 5,632,000 | | $ - | $ - | |
| Other Resources/ Operating Transfer In (ESSER II Grant) | $ 15,000 | $ - | $ 15,000 | $ - | $ - | $ - | | $ - | $ - | |
| **TOTAL** | **$ 105,471,583** | **$ -** | **$ 105,471,583** | **$ 6,079,000** | **$ -** | **$ 6,079,000** | **$ 24,168,000** | **$ -** | **$ 24,168,000** | **$ 135,703,583** |

| | | General Fund | | | Food Service Fund | | | Debt Service Fund | | | |
|---|---|---|---|---|---|---|---|---|---|---|---|
| | | Beginning Budget | Amendments | Ending Budget | Beginning Budget | Amendments | Ending Budget | Beginning Budget | Amendments | Ending Budget | |
| **Function** | | | | | | | | | | | |
| 11 | Instruction | $ 45,036,334 | $ 400 | $ 45,036,734 | | | | | | | |
| 12 | Instructional Resources | $ 352,288 | | $ 352,288 | | | | | | | |
| 13 | Curriculum & Inst Staff Dev | $ 586,989 | | $ 586,989 | | | | | | | |
| 21 | Instructional Leadership | $ 1,396,528 | | $ 1,396,528 | | | | | | | |
| 23 | School Leadership | $ 4,103,872 | $ (400) | $ 4,103,472 | | | | | | | |
| 31 | Guidance/Counseling | $ 2,271,567 | | $ 2,271,567 | | | | | | | |
| 32 | Social Work Services | $ 138,499 | | $ 138,499 | | | | | | | |
| 33 | Health Services | $ 903,378 | | $ 903,378 | | | | | | | |
| 34 | Student Transportation | $ 4,055,984 | | $ 4,055,984 | | | | | | | |
| 35 | Food Services | $ - | | $ - | $ 6,641,216 | | $ 6,641,216 | | | | |
| 36 | Extracurricular Activities | $ 1,969,000 | $ 3,823 | $ 1,972,823 | | | | | | | |
| 41 | General Administration | $ 3,502,026 | $ (3,823) | $ 3,498,203 | | | | | | | |
| 51 | Maintenance and Operations | $ 9,642,100 | | $ 9,642,100 | $ 50,000 | | $ 50,000 | | | | |
| 52 | Security and Monitoring | $ 1,411,175 | | $ 1,411,175 | | | | | | | |
| 53 | Data Processing Services | $ 2,105,008 | | $ 2,105,008 | | | | | | | |
| 61 | Community Services | $ 73,604 | | $ 73,604 | | | | | | | |
| 71 | Debt Service | $ 110,000 | | $ 110,000 | | | | $ 23,889,734 | | $ 23,889,734 | |
| 81 | Construction | $ 143,500 | | $ 143,500 | | | | | | | |
| 91 | Recapture Payment | $ 27,619,731 | | $ 27,619,731 | | | | | | | |
| 93 | Shared Services | $ 50,000 | | $ 50,000 | | | | | | | |
| 99 | Intergovernmental Charges | $ 1,200,000 | | $ 1,200,000 | | | | | | | |
| | | | | $ - | | | | | | | |
| **TOTAL** | | **$ 106,671,583** | **$ -** | **$ 106,671,583** | **$ 6,691,216** | **$ -** | **$ 6,691,216** | **$ 23,889,734** | **$ -** | **$ 23,889,734** | **$ 137,252,533** |

**General Fund Budget**

**Function 11**

| | |
|---|---|
| TF fr 23 to 11 to cover Parker supplies | 400 |
| **TOTAL** | **400** |

**Function 13**

| | |
|---|---|
| **TOTAL** | **$ -** |

**Function 21**

| | |
|---|---|
| **TOTAL** | **$ -** |

**Function 23**

| | |
|---|---|
| TF fr 23 to 11 to cover Parker supplies | (400) |
| **TOTAL** | **(400)** |

**Function 36**

| | |
|---|---|
| TF fr 41 to 36 for Cheer uniforms | 3,823 |
| **TOTAL** | **$ 3,823** |

**Function 41**

| | |
|---|---|
| TF fr 41 to 36 for Cheer uniforms | $ (3,823) |
| **TOTAL** | **$ (3,823)** |

**Function 51**

| | |
|---|---|
| **TOTAL** | **$ -** |

**Function 81**

| | |
|---|---|
| **TOTAL** | **$ -** |

**Signed:** _____
**Board President**

# Action Sheet

**MEETING DATE:** **November 18, 2026**

**AGENDA ITEM:** Discuss and consider approval of donations in accordance with Board Policy CDC Local

Under separate cover.

**RECOMMENDATION:** I move that the Board accept the donations, as presented.

Matthew Neighbors Ed. D.
Superintendent

Jeff Martello
Chief Financial Officer

**Galveston Independent School District**
**Donations/Gifts for October 2026**

In accordance with Board Policy CDC (Local), the Board of Trustees of Galveston Independent School District acknowledges and appreciates the following donations:

| Date | Recipient | Giver | Gift |
|---|---|---|---|
| 11/9/26 | Dr Langevine | Consumer Energy Ed Foundation | 200.00 |
| 10/14/26 | BHS Choir | Olivia Meyer | 500.00 |
| | | Glen & Linda Pourciau | 500.00 |
| 10/15/26 | BHS Spirit Bus | Zero Six | 500.00 |
| | | Vincent Tramonte | 500.00 |
| | | Michele Falk Hay | 500.00 |
| | | GIA Insurance | 500.00 |
| 10/19/26 | Crenshaw | Poker Run | 15,000.00 |
| | | Glen Pourciau | 500.00 |
| 10/15/26 | Crenshaw NJHS | FOE 3719 Auxilary Inc. | 100.00 |
| 10/15/26 | BHS Baseball | Jacalyn L. Hart | 500.00 |
| 10/20/26 | BHS Baseball | Jet Maintenance | 800.00 |
| 10/20/26 | Biostem | Kathryn Parke | 250.00 |
| 10/14/26 | BHS ARK Program | Moody Methodist | 500.00 |
| | | Unitarian Universalist | 947.00 |
| | | Total Monthly Cash Donations | $21,797.00 |

# Action Sheet

**MEETING DATE:** November 18, 2026

**AGENDA ITEM:** Discuss and consider administration's proposal for mid-contract termination of the probationary contracts of two district employees.

May be discussed in closed executive session under Texas Open Meeting Act Government Code Sections 551.074

**RECOMMENDATION:** District Administration recommends mid-contract termination of the probationary contracts of two employees.

Matthew Neighbors Ed. D.
Superintendent

# Action Sheet

**MEETING DATE:** **November 18, 2026**

**AGENDA ITEM:** Discuss and consider approval of RFP 2026-27-001 Driving School Services Program for High School Students

Due to the growth of the Drivers Education enrollment counts of our Ball High School Students, we are now expending in excess of $50,000.00. As a result, a formal RFP was needed for procurement requirements. A request for proposals was issued in October 2026. GISD received a total of four proposals from the following vendors:

Island Driving School, Elite Driving School, Pass Drivers Ed., and South Region Driving School.

A panel representing members of the Ball High staff, Special Initiatives team, and Business Office scored the submittals that were received. The intent is to award a contract for an initial term of two (2) years, with the option to renew for up to three [3] additional one-year terms, subject to GISD Board of Trustee's approval and satisfactory performance. The amount per year is not to exceed $90,000.00. Funding source will be from the 21st Century (ACE) grant. The winning vendor was South Region Driving. Attached is the scoring rubric and pricing tab.

**RECOMMENDATION:** I move that the Board of Trustees approve the RFP 2026-27-001 Driving School Services in the amount not to exceed $90,000.00 for the initial two year term as presented to South Region Driving.

Matthew Neighbors, Ed. D.
Superintendent

Jeff Martello
Chief Financial Officer

**Galveston ISD //RFP 2026-27-001**

**DRIVING SCHOOL SERVICES PROGRAM FOR HIGH SCHOOL STUDENTS**

**Ranking Score Sheet**

| Proposer's Name | | Island Driving School | Elite Driving School | Pass Drivers Ed | South Region Driving School |
|---|---|---|---|---|---|
| Price | | Attached sheet | | | |
| | | | | | |
| Criteria (Overall Panel Score) | Weight | Scoring Details | | | |
| Program Quality and Service approach | 25 | 21.67 | 19.33 | 10.00 | 23.67 |
| Qualifications, Safety, Certifications, Capacity & Staffing, and Compliance | 20 | 17.33 | 17.67 | 12.33 | 18.00 |
| Purchase price | 15 | 10.38 | 0.00 | 0.00 | 15.00 |
| The reputation of the proposer and the proposer's goods and services | 15 | 12.67 | 7.33 | 7.67 | 14.33 |
| Proposer References letters with comparable services and Past Performance (Experience) | 10 | 7.67 | 7.00 | 6.67 | 9.33 |
| The proposer's past relationship with the District | 10 | 5.33 | 0.00 | 0.00 | 8.67 |
| The proposer is a certified Historically Underutilized Businesses (HUB), Woman-Owned, and Minority-Owned Businesses | 5 | 0.00 | 3.00 | 0.00 | 5.00 |
| Final Score | 100 | 75.05 | 54.33 | 36.67 | 94.00 |
| X Recommended Vendor | | | | | X |

## Solicitation Name

**GALVESTON INDEPENDENT SCHOOL DISTRICT**

**DRIVING SCHOOL SERVICES PROGRAM FOR HIGH SCHOOL STUDENTS**

## PRICE TABULATION

Proposals due Date: 11/5/2026

| | OFFERORS | | | |
|---|---|---|---|---|
| | **Island Driving School** | **Elite Driving School** | **Pass Drivers Ed** | **South Region Driving School** |
| **TOTAL PROPOSAL:** | $425.00 | $760.00 | NA | $325.00 |
| **CALCULATED MAX. POINTS (15)** | 10.38 | 0.00 | 0.00 | 15.00 |
| **TOTAL PROPOSAL (RANKING)** | 2 | 3 | 4 | 1 |
| | | | | |
| ***VARIANCE AMOUNT RELATIVE TO LOWEST FEE:*** | $100.00 | $435.00 | NA | $0.00 |
| ***% VARIANCE RELATIVE TO LOWEST FEE:*** | 30.77% | 102.35% | NA | 0.00% |
| | | | Online Only | |

# Action Sheet

**MEETING DATE:** **November 18, 2026**

**AGENDA ITEM:** Consider delegation of authority to purchase one white fleet vehicle (CTE Van)

Due to the growth of the CTE class opportunities and practicum experiences for students in recent years, the CTE program is need of an additional van dedicated solely to the daily transportation of CTE students on and off Galveston island. Some of these opportunities are listed below:

St. Vincent's Hope Clinic – Health Science Clinicals
St. Vincent's House – Culinary working in Food Bank
Methodist Hospital Clear Lake – Health Science Clinicals
Libbie's Place – Culinary – Making Lunch
Libbie's Place - Health Science Clinicals
Libbie's Place – Cosmetology – Nails and Massages
Galveston Central Church – Culinary – Serving Lunch
Galveston Central Church – Cosmetology – Cutting Hair
Ronald McDonald House – Cosmetology – Cutting Hair & Nails
Diaper Bank – Maritime, Distribution & Logistics – Working in the Diaper Bank
ROTC – Competitions and Field Exercises

The Administration is requesting to purchase one 12 passenger van for the CTE program. Vendor will be Silsbee Ford utilized the Tips/Taps Purchasing Cooperative. Funding source will be the Moody Foundation GCC Grant, 2022-2023 Bond Funds, and General Funds (if needed). Price not to exceed $57,059.50

**RECOMMENDATION:** **I move that the Board authorize the purchase of one 12 passenger van for the CTE program from Silsbee Ford in the amount not to exceed $57,059.50**

Matthew Neighbors, Ed. D.
Superintendent

Jeff Martello
Chief Financial Officer

# PRODUCT PRICING SUMMARY

**TIPS USA 240901 TRANSPORTATION**

**VENDOR- Silsbee Ford, 1211 Hwy 96 N., Silsbee TX 77656**

**End User:** GALVESTON ISD
**Contact:** JOHN PRUITT
**Email:**
**Product Description:** 2027 FORD TRANSIT 350 EXT

**Prepared by:** GLEN ANGELLE
**Phone:** 409-880-9191
**Email:** gangelle.cowboyfleet@gmail.com
**Date:** October 26, 2026

**A.** **Bid Item:** _____ **A. Base Price:** $ 54,975.00

**B.** **Factory Options**

| Code | Description | Bid Price | Code | Description | Bid Price |
|---|---|---|---|---|---|
| | | | | EXT. WHITE | |
| | REAR CAMERA | | | | |
| | 2 ADD. KEYS | $ 75.00 | | 12 PASSENGER | $ - |
| | 148 WB | | | FRT / REAR AIR | |
| | POWER WINDOWS/LOCKS | | | | |
| | VINYL SEATS | | | | |
| | 3.5L V6 | | | | |
| | 10-SPD. AUTO | | | | |

**Total of B. Published Options:** $ 75.00

**Published Option Discount (5%)** $ (3.75)

**C.** **Unpublished Options [not to exceed 25%]** **$=** 3.3 **%**

| Description | Bid Price | Options | Bid Price |
|---|---|---|---|
| 2027 MODEL UPGRADE | $ 1,794.50 | | |
| | | | |
| | | | |
| | | | |
| | | | |
| | | | |
| | | | |
| | | | |
| | | | |

**Total of C. Unpublished Options:** $ 1,794.50

**D.** **Floor Plan Interest (for in-stock and/or equipped vehicles):** $ -

**E.** **Lot Insurance (for in-stock and/or equipped vehicles):** $ -

**F.** **Contract Price Adjustment:** _____ $ -

**G.** **Additional Delivery Charge:** 125 **miles** $ 218.75

**H.** **Subtotal:** $ 57,059.50

**I.** **Quantity Ordered** 1 **x H =** $ 57,059.50

**J.** **Trade in:** _____ $ -

**K.** $

**L.** **Total Purchase Price** $ 57,059.50

# Action Sheet

**MEETING DATE:** **November 18, 2026**

**AGENDA ITEM:** **Discuss and Consider Approval of JW Kelso for Bid Package #22 (Interior Concrete) for use on the Ball High School South Renovation Project.**

On the Ball High School South Renovation project through public procurement in compliance with TEA and Texas statutory regulations, bids were requested for the following project bid packages:

Bid Package #22 – Interior Concrete Only

In total, 589 vendors were contacted regarding the bid opportunity with Galveston Independent School District for Bid Package #22 on the Ball High School South Renovation Project. In addition, public notification postings were performed through the newspaper and GISD Website. Funds utilized will be from the Bond 2022-2023 proceeds.

**RECOMMENDATION:** **I move that the Board of Trustees approve JW Kelso for Bid Package #22 (Interior Concrete) in the amount of $677,266.00 with Coltzer Co. recommendation letter.**

Matthew Neighbors, Ed. D.
Superintendent

Jeff Martello
Chief Financial Officer

November 11, 2026
GALVESTON INDEPENDENT SCHOOL DISTRICT
BOARD OF TRUSTEES
Galveston, TX

**RE: BID PACKAGE 22 AWARD RECOMMENDATION**

To the GISD Board of Trustees,

Reference is made to the bids received between 6/5/2026 and 07/17/2026 for the Ball High School South Renovation Project.

BID PACKAGE #22: FINAL BUYOUT

Scope: The scope of work is conveyed in the Package C 100% Issue for Permit Construction Drawings and Specifications provided by Studio Red Architects. The project consists of a complete renovation of the existing Ball High School South; including classrooms, performing arts center, athletic, and fine arts support spaces. Individual scopes are outlined in the Bid Tab for reference to the lump sum submission

(1) bid was obtained for Interior Concrete:

1. J.W. Kelso Co.

| Ref | Description | J.W. Kelso Co. | Coltzer Company Budget |
|---|---|---|---|
| 1 | Interior Concrete | $677,266.00 | $677,266.00 |

Based on the available information and the budget allocated to this project, Coltzer Company, LLC has chosen to recommend **J.W. Kelso Co.** for the interior concrete scope of the project.

Lidija Bikova

General Manager

# Project Name

**GALVESTON INDEPENDENT SCHOOL DISTRICT**
**GISD Project - BHS South Reno**
**Bid Package #22 - Interior Concrete Only**

## PRICE TABULATION

Proposal Date: 7/17/2026

| | | ACCEPTED YES/NO | OFFERORS | | | | |
|---|---|---|---|---|---|---|---|
| | | | JW Kelso | | | | |
| A | PROPOSAL P&P BOND PROVIDED | | YES | | | | |
| B | PROPOSED PROJECT PERSONNEL SUBMITTED | | N/A | | | | |
| C | ADDENDA ACKNOWLEDGED | | ADD 1-3 | | | | |
| D | COMMENTS | | Interior Concrete Only | | | | |
| BID LINES | | | | | | | |
| 1. | BASE PROPOSAL TOTAL | | $677,266.00 | | | | |
| 2. | ALTERNATES | | | | | | |
| | | | | | | | |
| | | | | | | | |
| | | | | | | | |
| | | | | | | | |
| | | | | | | | |
| | | | | | | | |
| | | | | | | | |
| | | | | | | | |
| | | | | | | | |
| TOTAL PROPOSAL: | | | $677,266.00 | | | | |
| CALCULATED MAX. POINTS (60) | | | 60.00 | | | | |
| TOTAL PROPOSAL (RANKING) | | | 1 | | | | |
| | | | | | | | |
| *VARIANCE AMOUNT RELATIVE TO LOWEST FEE:* | | | *$0.00* | | | | |
| *% VARIANCE RELATIVE TO LOWEST FEE:* | | | *0.00%* | | | | |

# Proposal Evaluation Bid Package #22 - Interior Concrete  Scoring Tab

| Criteria (Overall Panel Score) | Weight | JW Kelso | | | | |
|---|---|---|---|---|---|---|
| 1.  The Amount of the base proposal and each alternate; | 60 | 60 | | | | |
| 2. The offeror's experience and reputation. Whether the offeror's financial capability is appropriate to the size and scope  of the project; | 10 | 8.75 | | | | |
| 3.  The length of construction time proposed ; | 5 | 3.5 | | | | |
| 4.  Offeror's ability to work with the Owner and Architect in a team effort to minimize additional costs and change orders; | 5 | 4.00 | | | | |
| 5.  The quality of the Offeror's performance and work on previous contracts and school projects of similar scope; | 5 | 4 | | | | |
| 6.  The probability of satisfactory work, repair and service, and maintenance performed by the Offeror after substantial completion and during warranty periods; | 5 | 4.50 | | | | |
| 7.  The Offeror's safety record, safety record being defined as an Offeror's OSHA (Officer of Safety and Health Administration) inspection logs for the last three years, a loss analysis from the Offeror's insurance carrier, and a loss history covering all lines of insurance coverage carried by the Offeror; | 5 | 3.75 | | | | |
| 8.  Any other relevant factor specifically listed in the request for bids, proposals, or qualifications. | 5 | 3.75 | | | | |
| Final Score | 100 | 92.25 | | | | |
| | | X | | | | |
| X Recommended Vendor | | | | | | |