Notice of Regular Meeting
Board of Trustees
Wednesday, August 26, 2026

A Regular Meeting of the Board of Trustees will be held on Wednesday, August 26, 2026, beginning at 6:00 PM, in the Lovenberg Administration Building, 3904 Avenue T, Galveston, TX 77550.

The subjects to be discussed or considered or upon which any formal action may be taken are listed below. Items do not have to be taken in the same order as shown on this meeting notice. For more information about public comment, see Policy BED. Unless removed from the consent agenda, items identified within the consent agenda will be acted on at one time.

The subjects discussed or considered or upon which any formal action may be taken are as listed below. Items do not have to be taken in the order shown.

1) Call to order Open Session in the Board Room of the Lovenberg Administration Building, 3904 Avenue T, Galveston, Texas.
2) Pledge of Allegiance to the United States flag and the Texas flag.
3) Citizen's Request to Address the Board on Agenda and Non-Agenda Items. Please complete sign-up sheets available in the lobby prior to the start of the meeting.
4) Declaration of Conflicts of Interest.
5) District Reports
   A) Superintendent's Report
      1) Optional Flexible School Day
   B) Board Committee Reports
      1) Facilities/Finance Committee Chair- Mr. Johnny Smecca
6) Financial Reports and Budget Update 4
7) REGULAR AGENDA- Action Items
   A) Discuss and consider approval of the 2026-2027 General Operating, Debt Service and School Nutrition budgets by fund and function. 52
   B) Discuss and Consider Approval of Resolution to Adopt the 2026 Tax Rate 73
8) The Board may recess into Closed Executive Session in the Library as permitted by the Texas Open Meeting Act Government Code Sections 551.071- 551.090 Subchapter D and E.

Should any final action, final decision, or final vote be required in the opinion of the School Board with regard to any matter considered in such closed meeting then the final action, final decision, or final vote shall be either:
A) in the open meeting covered by the Notice upon the reconvening of the public meeting; or
B) at a subsequent public meeting of the School Board upon notice thereof; as the School Board shall determine.

   A) Consultation with Attorney (Tex. Govt. Code Section 551.071)
      1. Address legal questions or issues raised by Trustees.
      2. Cause No. 25-CV-2117, State of Texas v. Galveston Independent School District et al
      3. Request for Mediation by Gilbane Building Company - Ball High North Roofing Remediation
   B) Personnel Matters (Tex. Govt. Code Section 551.074)
      1. Discuss the appointment, employment, evaluation, reassignment, duties, discipline, dismissal or resignation of an employee or employees, including the Superintendent.
9) Reestablish the open meeting of the Galveston ISD Board of Trustees.

10) CONSENT AGENDA - Action Items

A) Consider approval of the minutes from the August 5, 2026, Special and Regular School Board Meeting.	83
B) Consider approval of personnel resignations and recommendations with contracts.	89
C) Discuss and consider approval of payment of attorney fees.	90
D) Consider approval of Budget Amendments	91
E) Discuss and consider accepting donations in accordance with Board Policy CDC Local.	92
F) Discuss and consider approval for the purchase of student driving lessons through South Region Driving School for the 25-26 school year and the Summer 2026 program, in an amount not to exceed $80,000, using Texas ACE Afterschool grant funds.	94
G) Discuss and consider the adoption of Local District Update 127 affecting the policies listed below.	95
H) Discuss and consider the submission of the application for Optional Flexible School Day for AIM College and Career Preparatory Academy.	103
I) Discuss and Consider approval to cancel the Regular School Trustee Election for District 5-E and 6-F for the November 3, 2026 School Board Election.	104
J) Discuss and Consider Approval to purchase an Anatomy and Physiology (A&P) Anatomage Table for the Ball High School Career and Technical Education (CTE) Health Science program.	105
K) Discuss and consider approval of RFQ Vendor Pool for Asbestos Consultant Services CSRFQ 2025-06-001	107
L) Discuss and consider minor roofing repairs for GISD Facilities for FY27 with Garland Roofing	109
M) Discuss and consider acceptance of GCAD Certified Taxable Values and Tax Rolls for 2026 and Approve 2026 Estimated Collection Rate and 2025 Excess Debt Collections as presented by Cheryl Johnson, Galveston County Tax-Assessor Collector	110

11) Suggested Future Agenda Items

12) COMMENTS FROM THE BOARD OF TRUSTEES

Pursuant to Texas Government Code Section 551.0415, Trustees may report on any of the following items:

1. Expressions of thanks, gratitude, and condolences
2. Information regarding holiday schedules
3. Honorary or salutary recognition of a public official, public employee, or other citizen
4. Reminders regarding GISD events
5. Reminders regarding community events
6. Health and safety announcements

13) Adjournment

If, during the course of the meeting, discussion of any item on the agenda should be held in a closed meeting, the board will conduct a closed meeting in accordance with the Texas Open Meetings Act, Texas Government Code, Chapter 551, Subchapters D and E or Texas Government Code section 418.183(f).

Before any closed meeting is convened, the presiding officer will publicly identify the section or sections of the Act authorizing the closed meeting. All final votes, actions, or decisions will be taken in open meeting. [See TASB Policy BEC(LEGAL)]

_____

For the Board of Trustees

EXECUTIVE SUMMARY — AUGUST 26, 2026 BOARD MEETING

PERIOD ENDING JULY 31, 2026

REVENUE (REPORT #1)

FISCAL YEAR	ACTUAL	PERCENTAGE
FY26	$107,725,652	102.3% OF BUDGETED COLLECTIONS
FY25	$106,189,113	99.2% OF BUDGETED COLLECTIONS

EXPENDITURES (REPORT #2)

FISCAL YEAR	ACTUAL	PERCENTAGE
FY26	$68,863,255	64.6% OF BUDGETED EXPENDITURES
FY25	$63,717,517	57.8% OF BUDGETED EXPENDITURES

CASH & INVESTMENTS (REPORT #3)

Moody Bank	$19,638,670.35	
Texas Class Investment Pool	$105,363,594.58	N/A (Investment Pool)
Texas Range	$14,051,990.63	N/A (Investment Pool)
Fidelity Investments	$102,192,587.18	Treasury & Federal Agency Securities
Total	$241,246,842.74	

COLLECTIONS (REPORT #4)

Fund	Budget	Amount Collected	% Collected
Maintenance & Operations	$93,010,561	$92,487,265	99.4%
Interest & Sinking (Debt Payment)	$22,495,320	$22,430,587	99.7%

BOND 2022-2023 CONSTRUCTION (REPORT #5)

SPENT PTD	ENCUMBERED PTD
$223,917,305	$60,729,372

VENDORS W/ AGGR. PURCHASES >$50K (REPORT #7)

REGULAR VENDOR TOTAL	58
REG VENDOR AMOUNT TOTAL	$15,615,140.50
BOND VENDOR TOTAL	33
BOND VENDOR AMOUNT TOTAL	$45,722,767.31

BOND 2022 INTEREST (REPORT #6)

MOODY BANK AND TEXAS CLASS (POOLS ONLY)	$9,190,228

MONTHLY CHECK REGISTER (REPORT #9)

$1,024,131.58
SEE DIGITAL COPY—ATTACHMENT J

LOCAL VENDOR ACTIVITY (REPORT #8)

VENDOR TOTAL	148
VENDOR AMOUNT TOTAL	$6,308,863.88

FINANCE HIGHLIGHTS

AUSTIN ELEMENTARY COMPLETED PROJECTS—INTERACTIVE TECHNOLOGY PANELS, GYM FLOOR, AUDITORIUM FLOOR, OUTSIDE BUILDING SPALLING
BURNET ELEMENTARY COMPLETED PROJECTS—LANDSCAPING

Financial Reports – Executive Summary, Board Meeting 8/26/2026

The following reports representing period ending 7/31/2026, are attached for your review:

Report No. 1 – Attachment B – General Fund revenue collected through the period totals $107,725,652 or 102.3% of projected collections. For the same period in FY 2024-2025, revenue totaled $106,189,113 or 99.2% of budgeted collections. See attachment B.

Report No. 2 – Attachment C – General Fund expenditures through the period total $68,863,255 or 64.6% of total projected expenditures. For the same period in FY 2024-2025, expenditures totaled $63,717,517 or 57.8% of budgeted expenditures. See attachment C.

Report No. 3 – Cash and investment report. See attachment D.

Funds held by each financial institution at 7/31/26 are as follows:

Moody Bank	19,638,670.35	Pledged securities $18,460,000
Texas Class Investment Pool	105,363,594.58	N/A (Investment Pool)
Texas Range	14,051,990.63	N/A (Investment Pool)
Fidelity Investments	102,192,587.18	Treasury & Federal Agency Securities
Total	$241,246,842.74	

Report No. 4 – Current ad valorem taxes, delinquent taxes, and penalties & interest collections through the period are as follows (See attachment E).

Fund	Budget	Amount Collected	% Collected
Maintenance & Operations	$93,010,561	$92,487,265	99.4%
Interest & Sinking (Debt Payment)	$22,495,320	$22,430,587	99.7%

For the same period in FY 2024-2025, collections were $936,403,473 (96.9%) for M&O and $23,117,678 (97.0%) for I&S.

Report No. 5 – 2022 Bond Construction Projects. See attachment F.

Report No. 6 – 2022 Bond Interest Earned. See attachment G

Report No. 7 – Vendors with aggregate purchases for FY 2025-2026 that exceed $50,000. See attachment H (General Fund) and H-1 (Bonds).

Report No. 8 – Local vendor activity for FY 2025-2026 (zip codes 77550-77559). See attachment I.

Report No. 9 - Monthly Check Register. See attachment J.

Report No. 10 – Legal Fee Summary FY 2025-2026. See attachment K.

Report No. 11 - Executive Summary

GALVESTON ISD
GENERAL FUND REVENUES BY MAJOR OBJECT
AS OF 7/31/2026

		2025-2026 Revised Budget	Monthly Receipts 07/31/2026	FYTD Activity 07/31/2026	2025-2026 FYTD (Under)/Over Budget
57--	LOCAL REVENUE	$ 96,715,561	$ 2,486,294	$ 96,007,151	$ (708,410)
58--	STATE REVENUE	$ 7,739,185	$ 251,561	$ 6,824,370	$ (914,815)
59--	FEDERAL REVENUE	$ 785,500	$ 41,390	$ 4,864,877	$ 4,079,377
79--	TRANSFERS IN	$ 15,000	$ -	$ 29,254	$ 14,254
---		$ 105,255,246	$ 2,779,245	$ 107,725,652	$ 2,470,406
	% COLLECTED	102.3%			

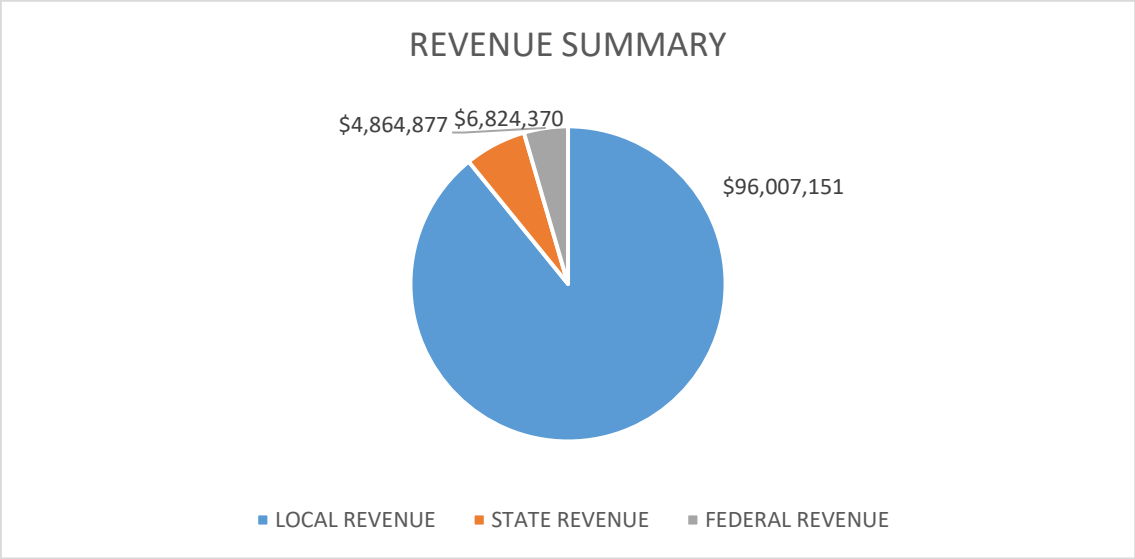

ATTACHMENT B

GALVESTON ISD
GENERAL FUND EXPENDITURES BY FUNCTION
AS OF 7/31/2026

FC	Function	Revenue Budget 2025-2026	FYTD Activity July 2025-2026	Encumbered July 2025-2026	Expenses + Encumbered	Unencumbered Balance July 2025-2026
11	INSTRUCTION	$ 44,083,443	$ 39,798,283	$ 1,026,190	$ 40,824,473	$ (3,258,970)
12	LIBRARY	$ 346,822	$ 306,284	$ 1,583	$ 307,867	$ (38,955)
13	TEACHER STAFF DEVELOPMENT	$ 608,570	$ 389,669	$ 6,801	$ 396,470	$ (212,100)
21	INSTRUCTIONAL ADMINISTRATION	$ 1,533,357	$ 1,287,348	$ 1,379	$ 1,288,727	$ (244,630)
23	CAMPUS PRINCIPALS	$ 3,876,026	$ 3,696,232	$ 2,479	$ 3,698,710	$ (177,315)
31	COUNSELING	$ 2,402,337	$ 1,974,770	$ 5,055	$ 1,979,825	$ (422,512)
32	SOCIAL WORK	$ 63,053	$ 99,973	$ -	$ 99,973	$ 36,920
33	NURSES	$ 891,936	$ 767,062	$ 24,450	$ 791,512	$ (100,424)
34	TRANSPORTATION	$ 4,051,863	$ 3,254,299	$ 92,974	$ 3,347,272	$ (704,591)
35	FOOD SERVICE	$ -	$ 2,028	$ -	$ 2,028	$ 2,028
36	CO/EXTRA CURRICULAR ACTIVITIES	$ 1,912,646	$ 1,876,732	$ 8,924	$ 1,885,655	$ (26,990)
41	GENERAL ADMINISTRATION	$ 3,256,186	$ 2,891,975	$ 116,739	$ 3,008,714	$ (247,472)
51	MAINTENANCE	$ 9,628,105	$ 8,245,791	$ 182,777	$ 8,428,568	$ (1,199,537)
52	SECURITY	$ 1,396,657	$ 1,389,838	$ 6,442	$ 1,396,280	$ (376)
53	TECHNOLOGY DEPARTMENT	$ 2,219,620	$ 1,880,637	$ 5,507	$ 1,886,144	$ (333,476)
61	COMMUNITY SERVICES	$ 2,764	$ 5,049	$ -	$ 5,049	$ 2,284
71	DEBT SERVICE	$ 110,000	$ 94,828	$ 8,621	$ 103,449	$ (6,551)
81	CONSTRUCTION	$ 162,897	$ -	$ -	$ -	$ (162,897)
91	CHAPTER 41 RECAPTURE	$ 28,963,914	$ -	$ -	$ -	$ (28,963,914)
93	PMTS TO FISCAL AGENT/SSA	$ 45,050	$ 13,986	$ -	$ 13,986	$ (31,064)
99	APPRAISAL DISTRICT FEES	$ 1,050,000	$ 888,471	$ 292,573	$ 1,181,044	$ 131,044
--	COLUMN TOTALS	$ 106,605,246	$ 68,863,255	$ 1,782,493	$ 70,645,748	$ (35,959,498)
	EXPENDITURES AS A % OF BUDGET		64.6%		66.3%	

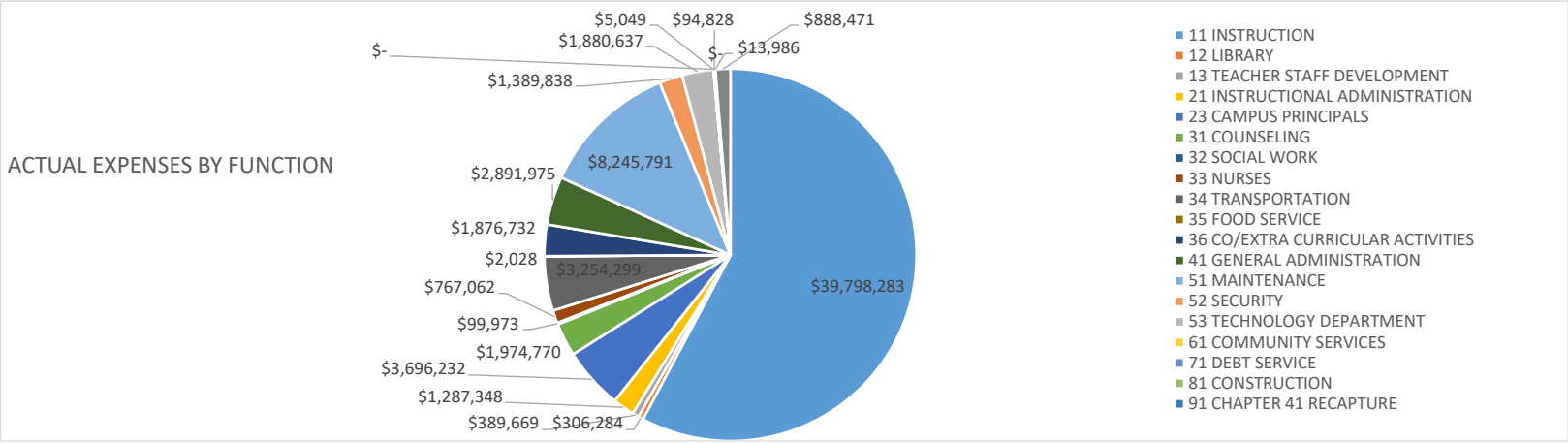

ATTACHMENT C

Galveston ISD
Portfolio Management
Portfolio Summary
July 31, 2026

HUB Investment Partners LLC
900 S Capital of Texas Hwy
350
Austin, TX 78746
(512)600-5200

Investments	Par Value	Market Value	Book Value	% of Portfolio	Term	Days to Maturity	YTM 365 Equiv.
Term Series	7,000,000.00	7,000,000.00	7,000,000.00	2.90	365	312	4.130
Treasury Discounts -Amortizing	87,517,000.00	85,700,913.15	85,772,631.38	35.54	334	199	3.762
Investment Pools	112,415,585.21	112,415,585.21	112,415,585.21	46.58	1	1	3.764
Bank Accounts	16,387,903.05	16,387,903.05	16,387,903.05	6.79	1	1	2.794
Money Market Accounts	19,742,441.33	19,742,441.33	19,742,441.33	8.18	1	1	3.395
Investments	**243,062,929.59**	**241,246,842.74**	**241,318,560.97**	**100.00%**	**130**	**80**	**3.678**
Cash and Accrued Interest							
Accrued Interest at Purchase		0.00	0.00				
Ending Accrued Interest		41,978.90	41,978.90				
Subtotal		41,978.90	41,978.90				
Total Cash and Investments Value	**243,062,929.59**	**241,288,821.64**	**241,360,539.87**		**130**	**80**	**3.678**

Total Earnings	July 31 Month Ending	Fiscal Year To Date
Current Year	782,589.85	8,555,222.66
Average Daily Balance	**240,306,026.77**	**244,284,543.71**
Effective Rate of Return	**3.83%**	**3.83%**

The following reports are submitted in accordance with the Public Funds Investment Act (Texas Gov't Code 2256). The reports also offer supplemental information not required by the Act in order to fully inform the governing body of the District of the position and activity within the District's portfolio of investments.

Lorraine Dochoda 8/12/2026
Lorraine Dochoda, Director of Accounting

8/12/26
Jeff Martello, Chief Financial Officer

CASH & INVESTMENT REPORT - ATTACHMENT D

Reporting period 07/01/2026-07/31/2026
Data Updated: SET_GALV: 08/11/2026 09:47
Run Date: 08/11/2026 - 09:47

Portfolio GALV
AP
PM (PRF_PM1) 7.3.11
Report Ver. 7.3.11

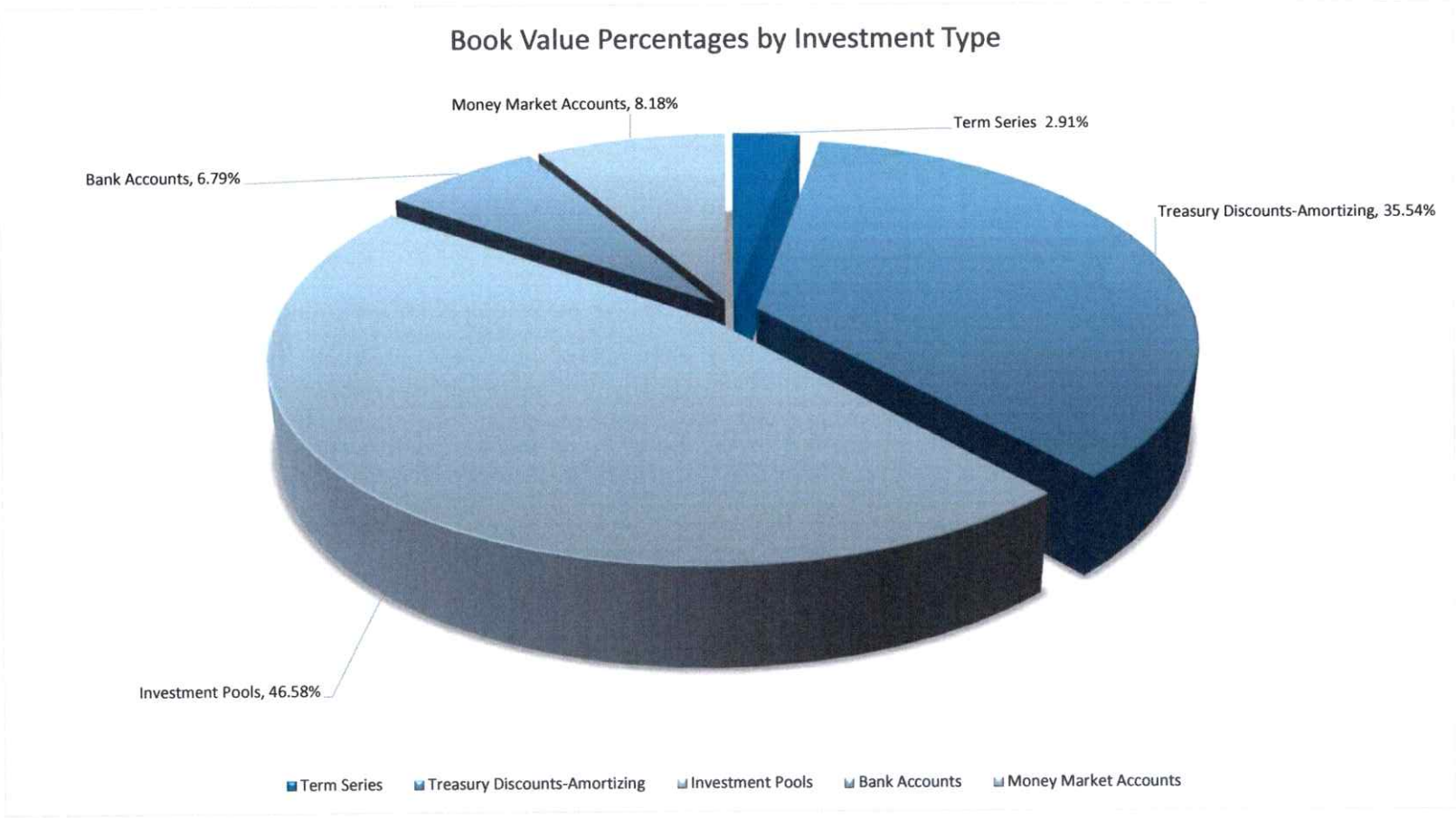
Book Value Percentages by Investment Type
Money Market Accounts, 8.18%
Term Series 2.91%
Bank Accounts, 6.79%
Treasury Discounts-Amortizing, 35.54%
Investment Pools, 46.58%
Term Series
Treasury Discounts-Amortizing
Investment Pools
Bank Accounts
Money Market Accounts

Galveston ISD
Fund GEN OP - General Operating
Investments by Fund
July 31, 2026

HUB Investment Partners LLC
900 S Capital of Texas Hwy
350
Austin, TX 78746
(512)600-5200

CUSIP	Investment #	Issuer	Purchase Date	Book Value	Par Value	Market Value	Current Rate	YTM 360	YTM 365	Maturity Date	Days To Maturity
Term Series											
TERM SER II	10340	Texas Class	06/09/2026	7,000,000.00	7,000,000.00	7,000,000.00	4.130	4.073	4.130	06/09/2027	312
			Subtotal and Average	**7,000,000.00**	**7,000,000.00**	**7,000,000.00**		**4.073**	**4.130**		**312**
Investment Pools											
TX GEN-0001	10237	Texas Class	09/01/2022	47,732,920.53	47,732,920.53	47,732,920.53	3.782	3.729	3.781		1
TX DLY 1227-02	10231	Texas Range	09/01/2022	12,953,679.24	12,953,679.24	12,953,679.24	3.640	3.590	3.640		1
			Subtotal and Average	**60,686,599.77**	**60,686,599.77**	**60,686,599.77**		**3.700**	**3.751**		**1**
Bank Accounts											
MB GEN 7601	10246	Moody Bank	09/01/2022	1,995,602.67	1,995,602.67	1,995,602.67	0.050	0.049	0.050		1
MB GEN 0616	10293	Moody Bank	05/01/2023	11,712,025.43	11,712,025.43	11,712,025.43	3.890	3.836	3.890		1
MB SCH CSH 1600	10305	Moody Bank	05/01/2024	6.04	6.04	6.04					1
			Subtotal and Average	**13,707,634.14**	**13,707,634.14**	**13,707,634.14**		**3.285**	**3.331**		**1**
			Total Investments and Average	**81,394,233.91**	**81,394,233.91**	**81,394,233.91**		**3.662**	**3.713**		**27**

Fund DS - Interest & Sinking
Investments by Fund
July 31, 2026

CUSIP	Investment #	Issuer	Purchase Date	Book Value	Par Value	Market Value	Current Rate	YTM 360	YTM 365	Maturity Days To Date Maturity
Investment Pools										
TX DEBT-0002	10238	Texas Class	09/01/2022	2,501,776.44	2,501,776.44	2,501,776.44	3.782	3.729	3.781	1
TX DLY 1227-04	10232	Texas Range	09/01/2022	250,049.90	250,049.90	250,049.90	3.640	3.590	3.640	1
			Subtotal and Average	**2,751,826.34**	**2,751,826.34**	**2,751,826.34**		**3.717**	**3.769**	**1**
Bank Accounts										
MB DS 2049	10243	Moody Bank	09/01/2022	3,928.42	3,928.42	3,928.42	0.050	0.049	0.050	1
			Subtotal and Average	**3,928.42**	**3,928.42**	**3,928.42**		**0.049**	**0.050**	**1**
Money Market Accounts										
MB DS MM 7635	10244	Moody Bank	09/01/2022	3,250,767.30	3,250,767.30	3,250,767.30	3.140	3.140	3.183	1
			Subtotal and Average	**3,250,767.30**	**3,250,767.30**	**3,250,767.30**		**3.140**	**3.184**	**1**
			Total Investments and Average	**6,006,522.06**	**6,006,522.06**	**6,006,522.06**		**3.402**	**3.450**	**1**

Fund STUACT - Student Activity
Investments by Fund
July 31, 2026

CUSIP	Investment #	Issuer	Purchase Date	Book Value	Par Value	Market Value	Current Rate	YTM 360	YTM 365	Maturity Days To Date Maturity
Investment Pools										
TX ACT-0004	10240	Texas Class	09/01/2022	494,276.57	494,276.57	494,276.57	3.782	3.729	3.781	1
			Subtotal and Average	**494,276.57**	**494,276.57**	**494,276.57**		**3.730**	**3.782**	**1**
Bank Accounts										
MB ACT 7627	10241	Moody Bank	09/01/2022	260,103.34	260,103.34	260,103.34	0.050	0.049	0.050	1
			Subtotal and Average	**260,103.34**	**260,103.34**	**260,103.34**		**0.049**	**0.050**	**1**
			Total Investments and Average	**754,379.91**	**754,379.91**	**754,379.91**		**2.461**	**2.495**	**1**

Fund CN - Child Nutrition
Investments by Fund
July 31, 2026

CUSIP	Investment #	Issuer	Purchase Date	Book Value	Par Value	Market Value	Current Rate	YTM 360	YTM 365	Maturity Days To Date Maturity
Investment Pools										
TX CNS-0005	10282	Texas Class	09/01/2022	4,196,707.74	4,196,707.74	4,196,707.74	3.782	3.729	3.781	1
TX DLY 1227-08	10235	Texas Range	09/01/2022	848,261.49	848,261.49	848,261.49	3.640	3.590	3.640	1
			Subtotal and Average	**5,044,969.23**	**5,044,969.23**	**5,044,969.23**		**3.706**	**3.758**	**1**
Bank Accounts										
MB CN 7619	10245	Moody Bank	09/01/2022	358,060.30	358,060.30	358,060.30	0.050	0.049	0.050	1
			Subtotal and Average	**358,060.30**	**358,060.30**	**358,060.30**		**0.049**	**0.050**	**1**
			Total Investments and Average	**5,403,029.53**	**5,403,029.53**	**5,403,029.53**		**3.464**	**3.512**	**1**

Fund BD 2022 CONS FD - Bond 2022 Construction Fund
Investments by Fund
July 31, 2026

CUSIP	Investment #	Issuer	Purchase Date	Book Value	Par Value	Market Value	Current Rate	YTM 360	YTM 365	Maturity Date	Days To Maturity
Treasury Discounts -Amortizing											
912797RS8	10328	US Treasury	09/16/2025	5,231,236.22	5,248,000.00	5,231,573.76	3.485	3.626	3.676	09/03/2026	33
912797SK4	10331	US Treasury	11/03/2025	7,193,314.69	7,257,000.00	7,192,557.84	3.550	3.698	3.749	10/29/2026	89
912797TC1	10332	US Treasury	12/26/2025	7,150,717.43	7,250,000.00	7,139,655.00	3.400	3.538	3.587	12/24/2026	145
912797TV9	10333	US Treasury	02/26/2026	20,309,078.88	20,700,000.00	20,269,647.00	3.382	3.518	3.567	02/18/2027	201
912797UD7	10334	US Treasury	03/26/2026	12,164,456.37	12,450,000.00	12,155,184.00	3.606	3.756	3.809	03/18/2027	229
912797UX3	10335	US Treasury	06/08/2026	10,237,557.73	10,546,000.00	10,230,674.60	3.695	3.846	3.900	05/13/2027	285
912797UE5	10336	US Treasury	06/08/2026	6,034,214.73	6,198,000.00	6,030,654.00	3.702	3.846	3.900	04/15/2027	257
912797UD7	10337	US Treasury	06/08/2026	6,033,720.09	6,177,000.00	6,030,728.64	3.647	3.781	3.833	03/18/2027	229
912797VF1	10338	US Treasury	06/22/2026	5,393,426.11	5,578,000.00	5,393,981.78	3.806	3.970	4.025	06/10/2027	313
912797VH7	10339	US Treasury	06/22/2026	6,024,909.13	6,113,000.00	6,026,256.53	3.760	3.884	3.938	12/17/2026	138
			Subtotal and Average	**85,772,631.38**	**87,517,000.00**	**85,700,913.15**		**3.710**	**3.762**		**199**
Investment Pools											
TX BD 2022	10284	Texas Class	08/30/2022	29,793,537.31	29,793,537.31	29,793,537.31	3.782	3.729	3.781		1
TX DLY 1227-05	10233	Texas Range	09/01/2022	0.00	0.00	0.00					1
			Subtotal and Average	**29,793,537.31**	**29,793,537.31**	**29,793,537.31**		**3.730**	**3.782**		**1**
Bank Accounts											
MB BD CON 2022	10287	Moody Bank	09/08/2022	2,058,176.85	2,058,176.85	2,058,176.85	0.050	0.049	0.050		1
			Subtotal and Average	**2,058,176.85**	**2,058,176.85**	**2,058,176.85**		**0.049**	**0.050**		**1**
Money Market Accounts											
FID BOND MM	10286	Fidelity Investments	09/22/2022	16,491,674.03	16,491,674.03	16,491,674.03	3.390	3.390	3.437		1
			Subtotal and Average	**16,491,674.03**	**16,491,674.03**	**16,491,674.03**		**3.390**	**3.437**		**1**
			Total Investments and Average	**134,116,019.57**	**135,860,388.19**	**134,044,301.34**		**3.619**	**3.669**		**127**

Fund BD 2018 CONS FD - Bond 2018 Construction Fund
Investments by Fund
July 31, 2026

CUSIP	Investment #	Issuer	Purchase Date	Book Value	Par Value	Market Value	Current Rate	YTM 360	YTM 365	Maturity Days To Date Maturity
Bank Accounts										
MB BD CON 2056	10242	Moody Bank	09/01/2022	0.00	0.00	0.00				1
			Subtotal and Average	**0.00**	**0.00**	**0.00**		**0.000**	**0.000**	**0**
			Total Investments and Average	**0.00**	**0.00**	**0.00**		**0.000**	**0.000**	**0**

Fund BD 2023 CONS FD - Bond 2023 Construction Fund
Investments by Fund
July 31, 2026

CUSIP	Investment #	Issuer	Purchase Date	Book Value	Par Value	Market Value	Current Rate	YTM 360	YTM 365	Maturity Days To Date Maturity
Investment Pools										
TX BD 2023	10291	Texas Class	05/03/2023	0.00	0.00	0.00				1
			Subtotal and Average	**0.00**	**0.00**	**0.00**		**0.000**	**0.000**	**0**
Bank Accounts										
MB 23 BND 5610	10292	Moody Bank	05/23/2023	0.00	0.00	0.00				1
			Subtotal and Average	**0.00**	**0.00**	**0.00**		**0.000**	**0.000**	**0**
			Total Investments and Average	**0.00**	**0.00**	**0.00**		**0.000**	**0.000**	**0**

Fund MPAC - MOODY PERF ARTS CENTER
Investments by Fund
July 31, 2026

CUSIP	Investment #	Issuer	Purchase Date	Book Value	Par Value	Market Value	Current Rate	YTM 360	YTM 365	Maturity Days To Date Maturity
Investment Pools										
TX MPAC-0008	10324	Texas Class	05/09/2025	3,301,717.10	3,301,717.10	3,301,717.10	3.782	3.729	3.781	1
			Subtotal and Average	**3,301,717.10**	**3,301,717.10**	**3,301,717.10**		**3.730**	**3.782**	**1**
			Total Investments and Average	**3,301,717.10**	**3,301,717.10**	**3,301,717.10**		**3.730**	**3.782**	**1**

Fund BLDG FD - Building Proceed Funds
Investments by Fund
July 31, 2026

CUSIP	Investment #	Issuer	Purchase Date	Book Value	Par Value	Market Value	Current Rate	YTM 360	YTM 365	Maturity Days To Date Maturity
Investment Pools										
TX BLDG PROC FD	10330	Texas Class	09/19/2025	10,342,658.89	10,342,658.89	10,342,658.89	3.782	3.729	3.781	1
			Subtotal and Average	**10,342,658.89**	**10,342,658.89**	**10,342,658.89**		**3.730**	**3.782**	**1**
			Total Investments and Average	**10,342,658.89**	**10,342,658.89**	**10,342,658.89**		**3.730**	**3.782**	**1**

Galveston ISD
Summary by Type
July 31, 2026
Grouped by Fund

HUB Investment Partners LLC
900 S Capital of Texas Hwy
350
Austin, TX 78746
(512)600-5200

Security Type	Number of Investments	Par Value	Book Value	% of Portfolio	Average YTM 365	Average Days to Maturity
Fund: Bond 2018 Construction Fund						
Bank Accounts	1	0.00	0.00	0.00	0.000	0
Subtotal	**1**	**0.00**	**0.00**	**0.00**	**0.000**	**0**
Fund: Bond 2022 Construction Fund						
Investment Pools	2	29,793,537.31	29,793,537.31	12.35	3.782	1
Money Market Accounts	1	16,491,674.03	16,491,674.03	6.83	3.437	1
Bank Accounts	1	2,058,176.85	2,058,176.85	0.85	0.050	1
Treasury Discounts -Amortizing	10	87,517,000.00	85,772,631.38	35.54	3.762	199
Subtotal	**14**	**135,860,388.19**	**134,116,019.57**	**55.57**	**3.669**	**128**
Fund: Bond 2023 Construction Fund						
Investment Pools	1	0.00	0.00	0.00	0.000	0
Bank Accounts	1	0.00	0.00	0.00	0.000	0
Subtotal	**2**	**0.00**	**0.00**	**0.00**	**0.000**	**0**
Fund: Building Proceed Funds						
Investment Pools	1	10,342,658.89	10,342,658.89	4.29	3.781	1
Subtotal	**1**	**10,342,658.89**	**10,342,658.89**	**4.29**	**3.781**	**1**
Fund: Child Nutrition						
Bank Accounts	1	358,060.30	358,060.30	0.15	0.050	1
Investment Pools	2	5,044,969.23	5,044,969.23	2.09	3.758	1
Subtotal	**3**	**5,403,029.53**	**5,403,029.53**	**2.24**	**3.512**	**1**
Fund: Interest & Sinking						
Bank Accounts	1	3,928.42	3,928.42	0.00	0.050	1
Money Market Accounts	1	3,250,767.30	3,250,767.30	1.35	3.184	1
Investment Pools	2	2,751,826.34	2,751,826.34	1.14	3.769	1
Subtotal	**4**	**6,006,522.06**	**6,006,522.06**	**2.49**	**3.450**	**1**
Fund: General Operating						

Galveston ISD
Summary by Type
July 31, 2026
Grouped by Fund

Security Type	Number of Investments	Par Value	Book Value	% of Portfolio	Average YTM 365	Average Days to Maturity
Fund: General Operating						
Term Series	1	7,000,000.00	7,000,000.00	2.90	4.130	312
Investment Pools	2	60,686,599.77	60,686,599.77	25.15	3.751	1
Bank Accounts	3	13,707,634.14	13,707,634.14	5.68	3.331	1
Subtotal	**6**	**81,394,233.91**	**81,394,233.91**	**33.73**	**3.713**	**28**
Fund: MOODY PERF ARTS CENTER						
Investment Pools	1	3,301,717.10	3,301,717.10	1.37	3.781	1
Subtotal	**1**	**3,301,717.10**	**3,301,717.10**	**1.37**	**3.781**	**1**
Fund: Student Activity						
Investment Pools	1	494,276.57	494,276.57	0.20	3.782	1
Bank Accounts	1	260,103.34	260,103.34	0.11	0.050	1
Subtotal	**2**	**754,379.91**	**754,379.91**	**0.31**	**2.495**	**1**
Total and Average	**34**	**243,062,929.59**	**241,318,560.97**	**100.00**	**3.678**	**80**

Galveston ISD
Cash Reconciliation Report
For the Period July 1, 2026 - July 31, 2026
Grouped by Fund

HUB Investment Partners LLC
900 S Capital of Texas Hwy
350
Austin, TX 78746
(512)600-5200

Trans. Date	Investment #	Fund	Trans. Type	Security ID	Par Value	Security Description	Maturity Date	Purchases	Interest	Redemptions	Cash
Bond 2022 Construction Fund											
07/09/2026	10326	BD 2022	Maturity	912797RF6	15,925,000.00	USTR 15.9M 3.89% Mat. 07/09/2026	07/09/2026	0.00	0.00	15,925,000.00	15,925,000.00
07/09/2026	10327	BD 2022	Maturity	912797RF6	497,000.00	USTR 0.5M 3.79% Mat. 07/09/2026	07/09/2026	0.00	0.00	497,000.00	497,000.00
							Subtotal	**0.00**	**0.00**	**16,422,000.00**	**16,422,000.00**
							Total	**0.00**	**0.00**	**16,422,000.00**	**16,422,000.00**

Galveston ISD
Maturity Report
Sorted by Maturity Date
Amounts due during July 1, 2026 - July 31, 2026

HUB Investment Partners LLC
900 S Capital of Texas Hwy
350
Austin, TX 78746
(512)600-5200

CUSIP	Investment #	Fund	Sec. Type	Issuer	Par Value	Maturity Date	Purchase Date	Rate at Maturity	Book Value at Maturity	Interest	Maturity Proceeds	Net Income
912797RF6	10326	BD 2022	ATD	USTR	15,925,000.00	07/09/2026	07/11/2025	3.895	15,925,000.00	0.00	15,925,000.00	0.00
912797RF6	10327	BD 2022	ATD	USTR	497,000.00	07/09/2026	08/19/2025	3.787	497,000.00	0.00	497,000.00	0.00
			Total Maturities		**16,422,000.00**				**16,422,000.00**	**0.00**	**16,422,000.00**	**0.00**

Galveston ISD
Interest Earnings
Sorted by Fund - Maturity Date
July 1, 2026 - July 31, 2026
Yield on Beginning Book Value

HUB Investment Partners LLC
900 S Capital of Texas Hwy
350
Austin, TX 78746
(512)600-5200

CUSIP	Investment #	Fund	Security Type	Ending Par Value	Beginning Book Value	Ending Book Value	Maturity Date	Current Rate	Annualized Yield	Adjusted Interest Earnings: Interest Earned	Adjusted Interest Earnings: Amortization/ Accretion	Adjusted Interest Earnings: Adjusted Interest Earnings
Fund: Bond 2022 Construction Fund												
TX BD 2022	10284	BD 2022	RRP	29,793,537.31	31,974,189.21	29,793,537.31		3.782	3.703	100,562.50	0.00	100,562.50
FID BOND MM	10286	BD 2022	RR3	16,491,674.03	34,730.31	16,491,674.03		3.390	***.***	34,943.72	0.00	34,943.72
MB BD CON 2022	10287	BD 2022	RR2	2,058,176.85	1,097,881.59	2,058,176.85		0.050	0.067	62.93	0.00	62.93
912797RF6	10326	BD 2022	ATD	0.00	15,911,218.13	0.00	07/09/2026	3.895	3.952	0.00	13,781.87	13,781.87
912797RF6	10327	BD 2022	ATD	0.00	496,582.24	0.00	07/09/2026	3.787	3.838	0.00	417.76	417.76
912797RS8	10328	BD 2022	ATD	5,248,000.00	5,215,488.43	5,231,236.22	09/03/2026	3.485	3.555	0.00	15,747.79	15,747.79
912797SK4	10331	BD 2022	ATD	7,257,000.00	7,171,132.16	7,193,314.69	10/29/2026	3.550	3.642	0.00	22,182.53	22,182.53
912797VH7	10339	BD 2022	ATD	6,113,000.00	6,005,120.60	6,024,909.13	12/17/2026	3.760	3.880	0.00	19,788.53	19,788.53
912797TC1	10332	BD 2022	ATD	7,250,000.00	7,129,491.50	7,150,717.43	12/24/2026	3.400	3.505	0.00	21,225.93	21,225.93
912797TV9	10333	BD 2022	ATD	20,700,000.00	20,248,787.56	20,309,078.88	02/18/2027	3.382	3.506	0.00	60,291.32	60,291.32
912797UD7	10334	BD 2022	ATD	12,450,000.00	12,125,801.99	12,164,456.37	03/18/2027	3.606	3.753	0.00	38,654.38	38,654.38
912797UD7	10337	BD 2022	ATD	6,177,000.00	6,014,324.12	6,033,720.09	03/18/2027	3.647	3.797	0.00	19,395.97	19,395.97
912797UE5	10336	BD 2022	ATD	6,198,000.00	6,014,458.54	6,034,214.73	04/15/2027	3.702	3.868	0.00	19,756.19	19,756.19
912797UX3	10335	BD 2022	ATD	10,546,000.00	10,204,007.87	10,237,557.73	05/13/2027	3.695	3.871	0.00	33,549.86	33,549.86
912797VF1	10338	BD 2022	ATD	5,578,000.00	5,375,145.63	5,393,426.11	06/10/2027	3.806	4.004	0.00	18,280.48	18,280.48
			Subtotal	**135,860,388.19**	**135,018,359.88**	**134,116,019.57**			**4.013**	**135,569.15**	**283,072.61**	**418,641.76**
Fund: Building Proceed Funds												
TX BLDG PROC FD	10330	BLDG FD	RRP	10,342,658.89	8,692,692.12	10,342,658.89		3.782	4.039	29,816.27	0.00	29,816.27
			Subtotal	**10,342,658.89**	**8,692,692.12**	**10,342,658.89**			**4.039**	**29,816.27**	**0.00**	**29,816.27**
Fund: Child Nutrition												
TX DLY 1227-08	10235	CN	RRP	848,261.49	845,643.67	848,261.49		3.640	3.645	2,617.82	0.00	2,617.82
MB CN 7619	10245	CN	RR2	358,060.30	288,975.23	358,060.30		0.050	0.053	13.05	0.00	13.05
TX CNS-0005	10282	CN	RRP	4,196,707.74	4,378,356.55	4,196,707.74		3.782	3.696	13,744.79	0.00	13,744.79
			Subtotal	**5,403,029.53**	**5,512,975.45**	**5,403,029.53**			**3.497**	**16,375.66**	**0.00**	**16,375.66**
Fund: Interest & Sinking												
TX DLY 1227-04	10232	DS	RRP	250,049.90	249,278.22	250,049.90		3.640	3.645	771.68	0.00	771.68
TX DEBT-0002	10238	DS	RRP	2,501,776.44	9,545,069.29	2,501,776.44		3.782	3.453	27,990.94	0.00	27,990.94
MB DS 2049	10243	DS	RR2	3,928.42	5,028.21	3,928.42		0.050	0.049	0.21	0.00	0.21

Galveston ISD
Interest Earnings
July 1, 2026 - July 31, 2026

CUSIP	Investment #	Fund	Security Type	Ending Par Value	Beginning Book Value	Ending Book Value	Maturity Date	Current Rate	Annualized Yield	Adjusted Interest Earnings: Interest Earned	Adjusted Interest Earnings: Amortization/ Accretion	Adjusted Interest Earnings: Adjusted Interest Earnings
Fund: Interest & Sinking												
MB DS MM 7635	10244	DS	RR3	3,250,767.30	3,241,564.80	3,250,767.30		3.140	3.343	9,202.50	0.00	9,202.50
			Subtotal	**6,006,522.06**	**13,040,940.52**	**6,006,522.06**			**3.428**	**37,965.33**	**0.00**	**37,965.33**
Fund: General Operating												
TX DLY 1227-02	10231	GEN OP	RRP	12,953,679.24	12,913,702.96	12,953,679.24		3.640	3.645	39,976.28	0.00	39,976.28
TX GEN-0001	10237	GEN OP	RRP	47,732,920.53	51,443,379.44	47,732,920.53		3.782	3.677	160,652.84	0.00	160,652.84
MB GEN 7601	10246	GEN OP	RR2	1,995,602.67	2,376,758.04	1,995,602.67		0.050	0.045	90.20	0.00	90.20
MB GEN 0616	10293	GEN OP	RR2	11,712,025.43	11,670,978.76	11,712,025.43		3.890	4.141	41,046.67	0.00	41,046.67
MB SCH CSH 1600	10305	GEN OP	RR2	6.04	0.54	6.04				0.00	0.00	0.00
TERM SER II	10340	GEN OP	CPI	7,000,000.00	7,000,000.00	7,000,000.00	06/09/2027	4.130	4.130	24,553.69	0.00	24,553.69
			Subtotal	**81,394,233.91**	**85,404,819.74**	**81,394,233.91**			**3.672**	**266,319.68**	**0.00**	**266,319.68**
Fund: MOODY PERF ARTS CENTER												
TX MPAC-0008	10324	MPAC	RRP	3,301,717.10	3,720,130.61	3,301,717.10		3.782	3.758	11,874.47	0.00	11,874.47
			Subtotal	**3,301,717.10**	**3,720,130.61**	**3,301,717.10**			**3.758**	**11,874.47**	**0.00**	**11,874.47**
Fund: Student Activity												
TX ACT-0004	10240	STUACT	RRP	494,276.57	492,691.83	494,276.57		3.782	3.787	1,584.74	0.00	1,584.74
MB ACT 7627	10241	STUACT	RR2	260,103.34	285,485.99	260,103.34		0.050	0.049	11.94	0.00	11.94
			Subtotal	**754,379.91**	**778,177.82**	**754,379.91**			**2.416**	**1,596.68**	**0.00**	**1,596.68**
			Total	**243,062,929.59**	**252,168,096.14**	**241,318,560.97**			**3.839**	**499,517.24**	**283,072.61**	**782,589.85**

Galveston ISD
Amortization Schedule
July 1, 2026 - July 31, 2026
Sorted By Fund - Maturity Date

HUB Investment Partners LLC
900 S Capital of Texas Hwy
350
Austin, TX 78746
(512)600-5200

Investment # / Issuer	Fund	Maturity Date / Amort. Date	Beginning Par Value / Current Rate	Purchase Principal	Original Premium or Discount	Ending Book Value	Amounts Amortized And Unamortized As of 07/01/2026	Amount Amortized This Period	Amt Amortized Through 07/31/2026	Amount Unamortized Through 07/31/2026
Bond 2022 Construction Fund										
10326 US Treasury	BD 2022	07/09/2026	15,925,000.00 3.895	15,299,647.53	-625,352.47	0.00	611,570.60 -13,781.87	13,781.87	625,352.47	0.00
10327 US Treasury	BD 2022	07/09/2026	497,000.00 3.787	480,080.75	-16,919.25	0.00	16,501.49 -417.76	417.76	16,919.25	0.00
10328 US Treasury	BD 2022	09/03/2026	5,248,000.00 3.485	5,069,186.37	-178,813.63	5,231,236.22	146,302.06 -32,511.57	15,747.79	162,049.85	-16,763.78
10331 US Treasury	BD 2022	10/29/2026	7,257,000.00 3.550	6,999,396.49	-257,603.51	7,193,314.69	171,735.67 -85,867.84	22,182.53	193,918.20	-63,685.31
10339 US Treasury	BD 2022	12/17/2026	6,113,000.00 3.760	5,999,375.54	-113,624.46	6,024,909.13	5,745.06 -107,879.40	19,788.53	25,533.59	-88,090.87
10332 US Treasury	BD 2022	12/24/2026	7,250,000.00 3.400	7,001,451.21	-248,548.79	7,150,717.43	128,040.29 -120,508.50	21,225.93	149,266.22	-99,282.57
10333 US Treasury	BD 2022	02/18/2027	20,700,000.00 3.382	20,005,677.41	-694,322.59	20,309,078.88	243,110.15 -451,212.44	60,291.32	303,401.47	-390,921.12
10334 US Treasury	BD 2022	03/18/2027	12,450,000.00 3.606	12,004,851.20	-445,148.80	12,164,456.37	120,950.79 -324,198.01	38,654.38	159,605.17	-285,543.63
10337 US Treasury	BD 2022	03/18/2027	6,177,000.00 3.647	5,999,933.56	-177,066.44	6,033,720.09	14,390.56 -162,675.88	19,395.97	33,786.53	-143,279.91
10336 US Treasury	BD 2022	04/15/2027	6,198,000.00 3.702	5,999,800.71	-198,199.29	6,034,214.73	14,657.83 -183,541.46	19,756.19	34,414.02	-163,785.27
10335 US Treasury	BD 2022	05/13/2027	10,546,000.00 3.695	10,179,116.04	-366,883.96	10,237,557.73	24,891.83 -341,992.13	33,549.86	58,441.69	-308,442.27
10338 US Treasury	BD 2022	06/10/2027	5,578,000.00 3.806	5,369,838.39	-208,161.61	5,393,426.11	5,307.24 -202,854.37	18,280.48	23,587.72	-184,573.89
			Subtotal	**100,408,355.20**	**-3,530,644.80**	**85,772,631.38**	**1,503,203.57** **-2,027,441.23**	**283,072.61**	**1,786,276.18**	**-1,744,368.62**
			Total	**100,408,355.20**	**-3,530,644.80**	**85,772,631.38**	**1,503,203.57** **-2,027,441.23**	**283,072.61**	**1,786,276.18**	**-1,744,368.62**

Galveston ISD
Accrued Interest
Sorted by Fund - Maturity Date
July 1, 2026 - July 31, 2026

HUB Investment Partners LLC
900 S Capital of Texas Hwy
350
Austin, TX 78746
(512)600-5200

CUSIP	Investment #	Security Type	Par Value	Maturity Date	Current Rate	* Beginning Accrued Interest	Adjusted Acc'd Int. at Purchase During Period	Interest Earned	Interest Received	* Ending Accrued Interest
Bond 2018 Construction Fund										
MB BD CON 2056	10242	RR2	0.00			0.00	0.00	0.00	0.00	0.00
		Subtotal	**0.00**			**0.00**	**0.00**	**0.00**	**0.00**	**0.00**
Bond 2022 Construction Fund										
TX BD 2022	10284	RRP	29,793,537.31		3.782	0.00	0.00	100,562.50	100,562.50	0.00
TX DLY 1227-05	10233	RRP	0.00			0.00	0.00	0.00	0.00	0.00
MB BD CON 2022	10287	RR2	2,058,176.85		0.050	0.00	0.00	62.93	62.93	0.00
FID BOND MM	10286	RR3	16,491,674.03		3.390	0.00	0.00	34,943.72	34,943.72	0.00
912797RF6	10326	ATD	0.00	07/09/2026	3.895	0.00	0.00	0.00	0.00	0.00
912797RF6	10327	ATD	0.00	07/09/2026	3.787	0.00	0.00	0.00	0.00	0.00
912797RS8	10328	ATD	5,248,000.00	09/03/2026	3.485	0.00	0.00	0.00	0.00	0.00
912797SK4	10331	ATD	7,257,000.00	10/29/2026	3.550	0.00	0.00	0.00	0.00	0.00
912797VH7	10339	ATD	6,113,000.00	12/17/2026	3.760	0.00	0.00	0.00	0.00	0.00
912797TC1	10332	ATD	7,250,000.00	12/24/2026	3.400	0.00	0.00	0.00	0.00	0.00
912797TV9	10333	ATD	20,700,000.00	02/18/2027	3.382	0.00	0.00	0.00	0.00	0.00
912797UD7	10334	ATD	12,450,000.00	03/18/2027	3.606	0.00	0.00	0.00	0.00	0.00
912797UD7	10337	ATD	6,177,000.00	03/18/2027	3.647	0.00	0.00	0.00	0.00	0.00
912797UE5	10336	ATD	6,198,000.00	04/15/2027	3.702	0.00	0.00	0.00	0.00	0.00
912797UX3	10335	ATD	10,546,000.00	05/13/2027	3.695	0.00	0.00	0.00	0.00	0.00
912797VF1	10338	ATD	5,578,000.00	06/10/2027	3.806	0.00	0.00	0.00	0.00	0.00
		Subtotal	**135,860,388.19**			**0.00**	**0.00**	**135,569.15**	**135,569.15**	**0.00**
Bond 2023 Construction Fund										
TX BD 2023	10291	RRP	0.00			0.00	0.00	0.00	0.00	0.00
MB 23 BND 5610	10292	RR2	0.00			0.00	0.00	0.00	0.00	0.00
		Subtotal	**0.00**			**0.00**	**0.00**	**0.00**	**0.00**	**0.00**
Building Proceed Funds										
TX BLDG PROC FD	10330	RRP	10,342,658.89		3.782	0.00	0.00	29,816.27	29,816.27	0.00
		Subtotal	**10,342,658.89**			**0.00**	**0.00**	**29,816.27**	**29,816.27**	**0.00**
Child Nutrition										
TX CNS-0005	10282	RRP	4,196,707.74		3.782	0.00	0.00	13,744.79	13,744.79	0.00
TX DLY 1227-08	10235	RRP	848,261.49		3.640	0.00	0.00	2,617.82	2,617.82	0.00
MB CN 7619	10245	RR2	358,060.30		0.050	0.00	0.00	13.05	13.05	0.00
		Subtotal	**5,403,029.53**			**0.00**	**0.00**	**16,375.66**	**16,375.66**	**0.00**

* Beginning Accrued may not include investments that redeemed in the previous month that had outstanding accrued interest. Ending Accrued includes outstanding purchase interest.

CUSIP	Investment #	Security Type	Par Value	Maturity Date	Current Rate	* Beginning Accrued Interest	Adjusted Acc'd Int. at Purchase During Period	Interest Earned	Interest Received	* Ending Accrued Interest
Interest & Sinking										
TX DEBT-0002	10238	RRP	2,501,776.44		3.782	0.00	0.00	27,990.94	27,990.94	0.00
TX DLY 1227-04	10232	RRP	250,049.90		3.640	0.00	0.00	771.68	771.68	0.00
MB DS 2049	10243	RR2	3,928.42		0.050	0.00	0.00	0.21	0.21	0.00
MB DS MM 7635	10244	RR3	3,250,767.30		3.140	0.00	0.00	9,202.50	9,202.50	0.00
		Subtotal	**6,006,522.06**			**0.00**	**0.00**	**37,965.33**	**37,965.33**	**0.00**
General Operating										
TX GEN-0001	10237	RRP	47,732,920.53		3.782	0.00	0.00	160,652.84	160,652.84	0.00
TX DLY 1227-02	10231	RRP	12,953,679.24		3.640	0.00	0.00	39,976.28	39,976.28	0.00
MB GEN 7601	10246	RR2	1,995,602.67		0.050	0.00	0.00	90.20	90.20	0.00
MB GEN 0616	10293	RR2	11,712,025.43		3.890	0.00	0.00	41,046.67	41,046.67	0.00
MB SCH CSH 1600	10305	RR2	6.04			0.00	0.00	0.00	0.00	0.00
TERM SER II	10340	CPI	7,000,000.00	06/09/2027	4.130	17,425.21	0.00	24,553.69	0.00	41,978.90
		Subtotal	**81,394,233.91**			**17,425.21**	**0.00**	**266,319.68**	**241,765.99**	**41,978.90**
MOODY PERF ARTS CENTER										
TX MPAC-0008	10324	RRP	3,301,717.10		3.782	0.00	0.00	11,874.47	11,874.47	0.00
		Subtotal	**3,301,717.10**			**0.00**	**0.00**	**11,874.47**	**11,874.47**	**0.00**
Student Activity										
TX ACT-0004	10240	RRP	494,276.57		3.782	0.00	0.00	1,584.74	1,584.74	0.00
MB ACT 7627	10241	RR2	260,103.34		0.050	0.00	0.00	11.94	11.94	0.00
		Subtotal	**754,379.91**			**0.00**	**0.00**	**1,596.68**	**1,596.68**	**0.00**
		Total	**243,062,929.59**			**17,425.21**	**0.00**	**499,517.24**	**474,963.55**	**41,978.90**

* Beginning Accrued may not include investments that redeemed in the previous month that had outstanding accrued interest. Ending Accrued includes outstanding purchase interest.

Galveston ISD
Inventory by Maturity Report
July 31, 2026

HUB Investment Partners LLC
900 S Capital of Texas Hwy
350
Austin, TX 78746
(512)600-5200

CUSIP	Investment #	Fund	Sec. Type	Issuer	Purchase Date	Book Value	Current Rate	Maturity/Call Date	Maturity Amount	Total Days	Par Value	YTM/YTC 360	YTM/YTC 365	Days to Mat./Call
912797RS8	10328	BD 2022	ATD	US Treasury	09/16/2025	5,231,236.22	3.485	09/03/2026	5,248,000.00	352	5,248,000.00	3.626	3.677	33
912797SK4	10331	BD 2022	ATD	US Treasury	11/03/2025	7,193,314.69	3.550	10/29/2026	7,257,000.00	360	7,257,000.00	3.698	3.749	89
912797VH7	10339	BD 2022	ATD	US Treasury	06/22/2026	6,024,909.13	3.760	12/17/2026	6,113,000.00	178	6,113,000.00	3.884	3.938	138
912797TC1	10332	BD 2022	ATD	US Treasury	12/26/2025	7,150,717.43	3.400	12/24/2026	7,250,000.00	363	7,250,000.00	3.539	3.588	145
912797TV9	10333	BD 2022	ATD	US Treasury	02/26/2026	20,309,078.88	3.382	02/18/2027	20,700,000.00	357	20,700,000.00	3.518	3.567	201
912797UD7	10334	BD 2022	ATD	US Treasury	03/26/2026	12,164,456.37	3.606	03/18/2027	12,450,000.00	357	12,450,000.00	3.757	3.809	229
912797UD7	10337	BD 2022	ATD	US Treasury	06/08/2026	6,033,720.09	3.647	03/18/2027	6,177,000.00	283	6,177,000.00	3.781	3.834	229
912797UE5	10336	BD 2022	ATD	US Treasury	06/08/2026	6,034,214.73	3.702	04/15/2027	6,198,000.00	311	6,198,000.00	3.847	3.900	257
912797UX3	10335	BD 2022	ATD	US Treasury	06/08/2026	10,237,557.73	3.695	05/13/2027	10,546,000.00	339	10,546,000.00	3.847	3.900	285
TERM SER II	10340	GEN OP	CPI	Texas Class	06/09/2026	7,000,000.00	4.130	06/09/2027	7,000,000.00	365	7,000,000.00	4.073	4.130	312
912797VF1	10338	BD 2022	ATD	US Treasury	06/22/2026	5,393,426.11	3.806	06/10/2027	5,578,000.00	353	5,578,000.00	3.971	4.026	313
					Subtotal and Average	**92,772,631.38**			**94,517,000.00**		**94,517,000.00**	**3.738**	**3.790**	**207**
					Net Maturities and Average	**92,772,631.38**			**94,517,000.00**		**94,517,000.00**	**3.738**	**3.790**	**207**

Galveston ISD
Projected Cashflow Report
Sorted by Monthly
For the Period August 1, 2026 - January 31, 2027

HUB Investment Partners LLC
900 S Capital of Texas Hwy
350
Austin, TX 78746
(512)600-5200

Projected Trans. Date	Investment #	Fund	Security ID	Transaction Type	Issuer	Par Value	Original Cost	Principal	Interest	Total
September 2026										
09/03/2026	10328	BD 2022	912797RS8	Maturity	US Treasury	5,248,000.00	5,069,166.37	5,248,000.00	0.00	5,248,000.00
					Total for September 2026	**5,248,000.00**	**5,069,166.37**	**5,248,000.00**	**0.00**	**5,248,000.00**
October 2026										
10/29/2026	10331	BD 2022	912797SK4	Maturity	US Treasury	7,257,000.00	6,999,376.49	7,257,000.00	0.00	7,257,000.00
					Total for October 2026	**7,257,000.00**	**6,999,376.49**	**7,257,000.00**	**0.00**	**7,257,000.00**
December 2026										
12/17/2026	10339	BD 2022	912797VH7	Maturity	US Treasury	6,113,000.00	5,999,355.54	6,113,000.00	0.00	6,113,000.00
12/24/2026	10332	BD 2022	912797TC1	Maturity	US Treasury	7,250,000.00	7,001,431.21	7,250,000.00	0.00	7,250,000.00
					Total for December 2026	**13,363,000.00**	**13,000,786.75**	**13,363,000.00**	**0.00**	**13,363,000.00**
					GRAND TOTALS:	**25,868,000.00**	**25,069,329.61**	**25,868,000.00**	**0.00**	**25,868,000.00**

GLOSSARY	
PAR VALUE	The face value of investment.
MARKET VALUE	The face value multiplied by the market price. It is the last reported price from the report date.
BOOK VALUE	The cost of a bond, plus or minus adjustments for purchase discount or premium adjustments.
AMORTIZATION/ACCRETION	Amortization (accretion) is the process of reducing (increasing) the original cost of the investment on a daily basis in order to equal par value at maturity. Amortization calculations vary by investment type and the basis associated with the type of investment.
SECURITY TYPE DEFINITIONS	Security types are broad category of investments with similar characteristics and risk features such as agency securities, corporate bonds, municipal bonds, and money markets. Codes within the system are utilized to make calculations based on the underlying security. Security type labels are customizable.
CPI	TexasTERM
ACP	Commercial Paper Discounted - Amortizing
MC1	Municipal Bonds
RR3	Money Market Accounts
PA1	Passbook/Checking Accounts
RRP	Investment Pools
TRC	Treasury Coupon Securities
PURCHASE PRINCIPAL	The original cost of the bond. Par value multiplied by purchase price.
PREMIUM/DISCOUNT	A bond with price below 100 is discount. A bond with price above 100 is premium.
ADJUSTED INTEREST EARNINGS	Net between interest earned and amortization/accretion adjustments within a report period.
EFFECTIVE RATE OF RETURN	Interest earnings adjusted for amortization of premiums and accretion for discounts plus any realized gain or loss divided by the average daily balance of the portfolio divided by 365 and then multiplied by the actual days in the report period.
YIELD TO MATURITY	The yield of an investment as of the purchase date assuming that the bond is held to maturity.
YTM 360	The yield is based on a hypothetical year that has only 360 days.
YTM 365	The yield is based on a 365-day year.
REMAINING COST	The original cost of an investment taking into consideration any partial sales or redemptions for the par value that remains.
STATED RATE	Coupon rate (yield the bond paid on its issue date).
CURRENT RATE	A bond's annual return based on its annual coupon payments and current price (as opposed to its original price or face).

Statement Disclosures

The information provided in this report was created by HUB Investment Partners utilizing data from your custodian that is considered reliable. HUB Investment Partners is relying on the information provided by your custodian; HUB Investment Partners has not audited or otherwise verified the accuracy of the methodology, calculations, or information in this report. As a result, the methodology, calculations, and information presented in the report are not guaranteed by HUB Investment Partners.

HUB Investment Partners is independent of your custodian.

You should consider the account statements received directly from your account custodian as the prevailing document for your account. Please review the information contained on this statement against the statement provided to you from the account custodian or product sponsor. The reported value on your account statement you received from the account custodian may differ from the reported value on this quarterly statement due to a variety of factors including the treatment of accrued income and dividends, rounding and other considerations. If there is any unexplained discrepancy between this statement and the account statement you received from the account custodian, please immediately contact HUB Investment Partners and/or your account custodian. Discrepancies should be reported to HUB Investment Partners via telephone at 512-600-5268.

The account portfolio or assets in the account are valued at the starting and ending points of the period. Cash flows are included in the calculation based on when they occurred during the period.

Performance data quoted represents past performance and does not guarantee future results. The investment return and principal of an investment will fluctuate so that an investor's shares when redeemed may be worth more or less than their original cost. All investments have investment risks such as fluctuation in investment principal including the complete loss of principal invested. The values represented in the report may not reflect the original cost of a client's initial investment. HUB Investment Partners standard reporting does not reflect reinvestment of dividends and other earnings in the performance numbers, unless the account holder specifically asks for inclusion of such earnings. Performance report calculations and figures should not be relied upon for tax purposes.

If you have any changes in your financial situation, risk tolerance, investment objectives or if you wish to impose or modify any reasonable restrictions on the management of your account(s), please contact HUB Investment Partners immediately. Also, please contact us if you would like a current copy of our Disclosure Document, which includes a description of the advisory services we offer.

This material is not intended to present an opinion on legal or tax matters. Please consult with your attorney or tax advisor and compare this document to your custodial statement for accuracy, as applicable.

GALVESTON ISD
TAX COLLECTIONS BY FUND
AS OF 7/31/26

FUND	FUND	OBJ	OBJ	Revised Budget 2025-2026	FYTD Activity 2025-2026	July 2025-2026 Monthly Activity	2025-26 FYTD (UNDER)/Over Budget
199	GENERAL FUND	5711	TAXES-CURRENT YEAR	$ 90,788,080	$ 89,763,959	$ 1,832,629	$ (1,024,121)
199	GENERAL FUND	5712	TAXES-DELINQUENT	$ 1,207,481	$ 1,455,560	$ 126,579	$ 248,079
199	GENERAL FUND	5719	PENALTY/INT/OTHER TAX REVENUE	$ 1,015,000	$ 1,267,746	$ 154,763	$ 252,746
FUND TOTAL				$ 93,010,561	$ 92,487,265	$ 2,113,972	$ (523,296)
YTD AS A % OF BUDGET				99.4%			

FUND	FUND	OBJ	OBJ	Revised Budget 2025-2026	FYTD Activity 2025-2026	July 2025-2026 Monthly Activity	2025-26 FYTD (UNDER)/Over Budget
599	DEBT SERVICE FUND	5711	TAXES-CURRENT YEAR	$ 22,076,700	$ 21,826,905	$ 445,636	$ (249,795)
599	DEBT SERVICE FUND	5712	TAXES-DELINQUENT	$ 293,620	$ 322,963	$ 27,616	$ 29,343
599	DEBT SERVICE FUND	5719	PENALTY/INT/OTHER TAX REVENUE	$ 125,000	$ 280,719	$ 34,340	$ 155,719
FUND TOTAL				$ 22,495,320	$ 22,430,587	$ 507,592	$ (64,733)
YTD AS A % OF BUDGET				99.7%			

Galveston Independent School District
Bond 2022/2023 Construction Expenditures
As of July 31, 2026

		Original Allocation				Revised Allocation			
	Bond Propositions	**Voter Approved May 7, 2022 Amount Authorized**	**Bond Sale #1 August 30, 2022**	**Bond Sale #2 May 3, 2023**		**Bond Sale #1 August 30, 2022**	**Bond Sale 1 Int %**	**Bond Sale #2 May 3, 2023**	**Bond Sale 2 Int %**
A	Ball HS	$ 229,973,721	$ 170,472,069	$ 59,501,652	NBH	$ 169,344,287	**67.74%**	$ 60,629,434	**93.56%**
A	Transportation	$ 2,820,186	$ 1,849,855	$ 970,331	VEH	$ 2,820,186	**1.13%**	$ -	
A	Bond Resolutions	$ 1,061,093	$ 1,061,093	$ -	BOND RES	$ 1,061,093	**0.42%**	$ -	
B	Natatorium at BHS	$ 15,980,000	$ 11,825,089	$ 4,154,911	NNT	$ 15,980,000	**6.39%**	$ -	
C	MS Renovation at Central MS	$ 8,513,236	$ 8,513,236	$ -	CMS	$ 8,456,938	**3.38%**	$ -	
C	MS Renovation at Weis	$ 18,746,764	$ 18,745,885	$ 879	WMS	$ 18,212,242	**7.28%**	$ 1,068,973	**1.65%**
C	MS Renovation at Austin MS	$ 8,900,000	$ 8,727,773	$ 172,227	AMS	$ 8,421,846	**3.37%**	$ -	
D	Technology	$ 4,535,000	$ 4,535,000	$ -	NTC	$ 4,379,085	**1.75%**	$ 155,915	**0.24%**
E	Courville Stadium	$ 24,270,000	$ 24,270,000	$ -	NCS	$ 21,324,323	**8.53%**	$ 2,945,678	**4.55%**
	TOTAL BOND AMOUNT	**$ 314,800,000**	**$ 250,000,000**	**$ 64,800,000**		**$ 250,000,000**	**100.00%**	**$ 64,800,000**	**100.00%**

Propositions Sum of Ball HS and Natatoriu $ 245,953,721
These project budgets have been combined as they will be bid as one.

Project Expenditures not budgeted $ (5,658,280) Revised amt from reallocation
Bond Funds Interest Earned through Feb 2 $ 9,190,227
Excess Interest Earned $ 3,531,947

Interest is included in Balance

Object	Project Name	Prop Code	Description of Expenditure	Revised Bond 2022 Project Budget August 2024	Interest Earned on Bond	Bond Resolution FY21 & FY23	FY 2022	FY 2023	FY 2024	FY 2025	FY 2026	Encumbrances	Balance	Total Expenditures to Date
6100s	**New Ball**	**A**	Executive Operations Director	240,000					123,772	126,169	116,813	0	(126,754)	366,754
6619	**High School**		Land	0					3,176,186	367	0	0	(3,176,553)	3,176,553
6629			Construction	198,533,404	7,477,611			2,124,166	46,816,175	63,798,388	26,495,310	43,729,886	23,047,090	182,963,925
6628			Architect Fees	14,348,058			162,960	6,991,320	1,283,935	3,322,245	2,109,213	1,169,841	(691,456)	15,039,514
6626			Attorney Fees	300,000			19,244	136,032	453	621	0	0	143,650	156,350
6625			Program Management Fees	2,108,280			66,064	141,898	442,972	507,356	1,071,037	1,286,080	(1,407,127)	3,515,407
6627			Surveys, Testing and Reimb.	701,400				343,590	334,895	104,098	464,742	510,037	(1,055,962)	1,757,362
6639			Furniture, Fixtures and Equipment	6,450,000				53,026	882	2,821	3,587,752	106,165	2,699,354	3,750,646
6638			Technology	3,250,000					12,792	10,954	540,114	19,739	2,666,401	583,599
			Bond Related Expenses						254,860		0		(254,860)	254,860
			TOTAL	**225,931,142**	**7,477,611**	**0**	**248,268**	**9,790,032**	**52,446,923**	**67,873,019**	**34,384,981**	**46,821,748**	**21,843,783**	**211,564,970**
6629	**Ball High School**	**B**	Construction	9,857,782	282,170			0	541		1,166,156	11,680,167	(2,706,912)	12,846,864
6628	**Natatorium**		Architect Fees	3,000,000				467,858	244,449	(1,321)	46,741	31,368	2,210,905	789,095
6626			Attorney Fees	5,000				930	0		0	0	4,070	930
6625			Program Management Fees	5,000				674	350		0	0	3,976	1,024
6627			Surveys, Testing and Reimb.	1,383,208				4,298	14,432	5,649	41350	157,732	1,159,747	223,461
6639			Furniture, Fixtures and Equipment	1,152,673				0	0		0	0	1,152,673	0
6638			Technology	576,337				0	0		0	0	576,337	0
			TOTAL	**15,980,000**	**282,170**	**0**	**0**	**473,760**	**259,772**	**4,329**	**1,254,247**	**11,869,266**	**2,400,795**	**13,861,374**
			TOTAL BHS & NATATORIUM	**241,911,142**	**7,759,781**	**0**	**248,268**	**10,263,792**	**52,706,695**	**67,877,348**	**35,639,228**	**58,691,015**	**24,244,578**	**225,426,344**
6631	**Transportation**	**A**	Buses (13 total - 10 remaining)	1,651,161	49,798			451,854	59,900	1,285,580	0		(96,375)	1,797,334
6631			White Fleet	1,075,712				185,765	607,595	310,665	4828	2,626	(35,767)	1,111,479
6631			Police Vehicles	0				0	0		0	0	0	0
6638			SMART-Tag Student Management Soft	93,313				0	0		0	0	93,313	0
			TOTAL	**2,820,186**	**49,798**	**0**	**0**	**637,619**	**667,495**	**1,596,245**	**4,828**	**2,626**	**(38,829)**	**2,908,813**
	Bond	**A**	**Capital Expenditures in FY 2022**											
	Resolutions		Pre-bond planning - VLK Achitects	178,000	**0**	178,000							0	178,000
			Parker Elementary HVAC	543,593		543,593							0	543,593
			200KW Generator for Admin Support (	144,500		144,500							0	144,500
			Real Property - 4221 Ave. N 1/2	195,000		195,000							0	195,000
			TOTAL	**1,061,093**	**0**	**1,061,093**	**0**	**0**	**0**			**0**	**0**	**1,061,093**

Galveston Independent School District
Bond 2022/2023 Construction Expenditures
As of July 31, 2026

Object	Project Name	Prop Code	Description of Expenditure	Revised Bond 2022 Project Budget August 2024	Interest Earned on Bond	Bond Resolution FY21 & FY23	FY 2022	FY 2023	FY 2024	FY 2025	FY 2026	Encumbrances	Balance	Total Expenditures
	Middle Schools Renovations													
6629	Austin	**C**	Construction	7,870,418	148,710			0	2,197,993	871,889	25,430	224,527	4,699,289	3,319,839
6628			Architect Fees	290,940				0	167,972	1,888	9,412	62,328	49,340	241,600
6626			Attorney Fees	5,000				0	0		0	0	5,000	0
6625			Program Management Fees	98,642				8,419	110,673	12,149	0	0	(32,599)	131,241
6627			Surveys, Testing and Reimb.	35,000				5,800	30,889	18,636	2,763	0	(23,088)	58,088
6639			Furniture, Fixtures and Equipment	300,000				0	166,477	63,583	10,926	0	59,014	240,986
6638			Technology	300,000				0	25,433	20,407	200,046	274,381	(220,267)	520,266
			TOTAL MS Renovation at Austin	**8,900,000**	**148,710**	**0**	**0**	**14,219**	**2,699,437**	**988,552**	**248,577**	**561,235**	**4,536,690**	**4,512,019**
6629	Central	C	Construction	7,417,474	149,330		521,864	3,501,786	3,002,008	196,291	27,152	16,992	300,711	7,266,093
6628			Architect Fees	411,095				527,962	(172,259)	676	0	461,424	(406,707)	817,802
6626			Attorney Fees	0				0	0		0	0	0	0
6625			Program Management Fees	194,724				68,565	133,808	9,371	0	0	(17,020)	211,744
6627			Surveys, Testing and Reimb.	10,063				63	0	8,404	0	11,596	(10,000)	20,063
6639			Furniture, Fixtures and Equipment	179,816			96,233	88,074	6,023	6,161	0	0	(16,675)	196,491
6638			Technology	300,063				0	180	8,823	81,690	0	209,370	90,693
			Bond Resolutions - roof repairs						1,567,236		0	0	(1,567,236)	1,567,236
			TOTAL MS Renovation at Central	**8,513,235**	**149,330**	**0**	**618,097**	**4,186,450**	**4,536,995**	**229,725**	**108,842**	**490,012**	**(1,507,557)**	**10,170,122**
6629	Weis	**C**	Construction	11,771,571	400,315			1,005,172	5,516,903	1,019,755	134,615	1,730	4,493,712	7,678,175
6628			Architect Fees	937,294				525,366	(81,652)	26,588	0	411,928	55,063	882,231
6626			Attorney Fees	0				0	0	0	0	0	0	0
6625			Program Management Fees	0				39,610	118,564	18,887	5,628	15,674	(198,363)	198,363
6627			Surveys, Testing and Reimb.	313,310				3,800	63,684	1,400	9,880	26,341	208,205	105,105
6639			Furniture, Fixtures and Equipment	1,093,510				38,548	335,362	39,475	47,486	32,399	600,240	493,270
6638			Technology	781,079				0	68,073	150,632	240,875	10,475	311,024	470,055
			TOTAL MS Renovation at Weis	**14,896,764**	**400,315**	**0**	**0**	**1,612,496**	**6,020,934**	**1,256,737**	**438,484**	**498,547**	**5,469,881**	**9,827,198**
			TOTAL Middle School Renovations	**32,309,999**	**698,355**	**0**	**618,097**	**5,813,166**	**13,257,365**	**2,475,014**	**795,903**	**1,549,794**	**8,499,014**	**24,509,339**
6629	TF to CMS	**C**	Construction (M31/M32)	0				216,062	(216,062)		11,262		(11,262)	11,262
6629	Alamo		Technology	0				0	0		16,583	240	(16,823)	16,823
6629	Burnet		Construction	0				0	2,540	30,339	20,562	1,382	(54,822)	54,822
6629	Crenshaw		Construction	0				0	0	0	0	18,950	(18,950)	18,950
6629	MECC		Construction	0				0	18,980		63,448	5,171	(87,599)	87,599
6629	Morgan		Construction	0				0	38,141		0	0	(38,141)	38,141
6629	OPPE		Construction & Technology	0				0	74,337	2,013	2,367	0	(78,717)	78,717
6629	Parker		Construction	0				0	15,553		42,349	3,880	(61,782)	61,782
6629	Transportation Roof		Construction	850,000				0	0		751,225	195,017	(96,241)	946,241
6629	Maintenance		Construction	0				0	0		7,050	0	(7,050)	7,050
6629	Spoor Field (B01)		Construction	0				0	0	0	75,300	0	(75,300)	75,300
6629	Spoor Field (SPR)		Construction	0				0	0	0	3,339	0	(3,339)	3,339
6629	Baseball TORS		Construction	0				0	0	0	41,250	0	(41,250)	41,250
	Alamo - Demolition		Construction	500,000				0	0	0	0		500,000	0
	Annex - Remodel for DAEP		Construction	300,000				0	0	0	0		300,000	0
			TOTAL Misc/Elementary Renovations	**1,650,000**	**0**	**0**	**0**	**216,062**	**(66,511)**	**32,352**	**1,034,735**	**224,639**	**208,723**	**1,441,277**
6625	**Technology**	**D**	Program Management Fees	100,000	88,807			1,843	0			44,030	142,935	45,873
6638			Hardware and Infrastructure	792,000				164,294	229,869	209,925	185,741	5,842	(3,671)	795,671
6638			Classroom devices and audio	3,643,000				282,688	41,402	398,849	1,738,407	100,412	1,081,242	2,561,758
			Total Technology	**4,535,000**	**88,807**	**0**	**0**	**448,825**	**271,271**	**608,774**	**1,924,148**	**150,284**	**1,220,506**	**3,403,302**
6629	**Courville**	**E**	Design and Construction	23,288,391	593,486		50,000	18,002,823	3,093,803	2,261,995	674,240	77,221	24,160,082	24,160,082
6628	**Stadium**		Architect Fees	221,400			0	219,000	15,900	40,675	18,364	20,000	313,939	313,939
6626			Attorney Fees	20,000			4,185	2,022	11,646		0	0	17,853	17,853
6625			Program Management Fees	757,524			0	453,228	244,060	75,152	53,715	13,369	839,524	839,524
6627			Surveys, Testing and Reimb.	150,000			1,000	59,420	64,154	21,777	15,625	424	162,401	162,401
6631			Vehicles > $5K	11,110			0	11,110	0		0	0	11,110	11,110
6639			Furniture, Fixtures and Equipment	226,000			0	75,867	142,704		39,560	0	258,131	258,131
6638			Technology	30,517			0	24,000	11,032	47,380	51,056	0	133,468	133,468
			TOTAL	**24,704,942**	**593,486**	**0**	**55,185**	**18,847,470**	**3,583,299**	**2,446,979**	**852,560**	**111,014**	**25,896,507**	**25,896,507**
			GRAND TOTALS	**308,992,362**	**9,190,228**	**1,061,093**	**921,550**	**36,226,934**	**70,419,614**	**75,036,712**	**40,251,402**	**60,729,372**	**60,030,499**	**284,646,676**

Galveston Independent School District
Bond 2022 & 2023 Interest Earnings
As of July 31, 2026

	Total Interest Earned	Moody Bank 2022 Bond Constr	Texas Class 2022 Bond Constr	Moody Bank 2023 Bond Constr	Texas Class 2023 Bond Constr
Aug-22	$ 32,755	$ 32,755	$ -	$ -	$ -
Sep-22	$ 402,692	$ 8	$ 402,684	$ -	$ -
Oct-22	$ 134,569	$ 44	$ 134,524	$ -	$ -
Nov-22	$ 149,647	$ 67	$ 149,580	$ -	$ -
Dec-22	$ 172,618	$ 53	$ 172,565	$ -	$ -
Jan-23	$ 180,790	$ 48	$ 180,743	$ -	$ -
Feb-23	$ 164,978	$ 43	$ 164,936	$ -	$ -
Mar-23	$ 177,198	$ 92	$ 177,106	$ -	$ -
Apr-23	$ 168,717	$ 90	$ 168,627	$ -	$ -
May-23	$ 431,487	$ 76	$ 168,125	$ 38	$ 263,247
Jun-23	$ 422,195	$ 102	$ 158,591	$ 125	$ 263,376
Jul-23	$ 413,532	$ 168	$ 142,117	$ 130	$ 271,117
Aug-23	$ 377,989	$ 210	$ 103,865	$ 149	$ 273,765
Sep-23	$ 360,650	$ 160	$ 92,637	$ 126	$ 267,727
Oct-23	$ 343,499	$ 112	$ 78,582	$ 206	$ 264,599
Nov-23	$ 307,557	$ 55	$ 75,347	$ 234	$ 231,920
Dec-23	$ 316,657	$ 45	$ 76,156	$ 164	$ 240,292
Jan-24	$ 313,233	$ 41	$ 73,860	$ 82	$ 239,250
Feb-24	$ 280,069	$ 47	$ 64,108	$ 84	$ 215,830
Mar-24	$ 281,237	$ 61	$ 59,879	$ 73	$ 221,225
Apr-24	$ 229,978	$ 80	$ 50,876	$ 151	$ 178,871
May-24	$ 182,286	$ 93	$ 47,478	$ 106	$ 134,609
Jun-24	$ 165,695	$ 60	$ 42,810	$ 124	$ 122,702
Jul-24	$ 151,217	$ 62	$ 37,928	$ 45	$ 113,183
Aug-24	$ 137,113	$ 50	$ 31,218	$ 51	$ 105,794
Sep-24	$ 118,128	$ 111	$ 42,358	$ 120	$ 75,539
Oct-24	$ 154,570	$ 94	$ 102,100	$ 142	$ 52,234
Nov-24	$ 162,952	$ 79	$ 131,542	$ 68	$ 31,263
Dec-24	$ 225,011	$ 175	$ 202,664	$ 69	$ 22,102
Jan-25	$ 246,566	$ 105	$ 233,495	$ 31	$ 12,935
Feb-25	$ 183,710	$ 119	$ 171,968	$ 26	$ 11,597
Mar-25	$ 185,414	$ 120	$ 172,542	$ 27	$ 12,725
Apr-25	$ 148,043	$ 107	$ 144,620	$ 7	$ 3,309
May-25	$ 140,072	$ 100	$ 139,968	$ -	$ 4
Jun-25	$ 133,317	$ 71	$ 133,246	$ -	$ -
Jul-25	$ 130,106	$ 38	$ 130,068	$ -	$ -
Aug-25	$ 123,585	$ 55	$ 123,530	$ -	$ -
Sep-25	$ 90,099	$ 112	$ 89,987	$ -	$ -
Oct-25	$ 87,124	$ 57	$ 87,068	$ -	$ -
Nov-25	$ 79,037	$ 91	$ 78,945	$ -	$ -
Dec-25	$ 51,776	$ 171	$ 51,605	$ -	$ -
Jan-26	$ 52,769	$ 125	$ 52,644	$ -	$ -
Feb-26	$ 69,982	$ 58	$ 69,923	$ -	$ -
Mar-26	$ 82,851	$ 42	$ 82,809	$ -	$ -
Apr-26	$ 113,555	$ 69	$ 113,485	$ -	$ -
May-26	$ 111,638	$ 47	$ 111,592	$ -	$ -
Jun-26	$ 100,942	$ 58	$ 100,884	$ -	$ -
Jul-26	$ 100,625	$ 63	$ 100,563	$ -	$ -
Total Interest Earned	**$ 9,190,228**	**$ 36,687**	**$ 5,521,948**	**$ 2,378**	**$ 3,629,215**
Total Interest by Bond			**5,558,634**		**3,631,594**

8.26.2026 VENDOR PURCHASES THAT EXCEED $50,000-ATTACHMENT H

VENDOR	AMOUNT
GIA INSURANCE AGENCY, LLC	1,853,740.93
GLAZIER FOODS COMPANY	1,852,226.74
TRINITY CHARTER SCHOOLS	1,522,902.64
MOODY EARLY CHILDHOOD CENTER	1,182,800.00
RELIANT ENERGY DEPT 0954	979,376.62
GALVESTON CENTRAL APPRAISAL DISTRICT	877,719.00
GALVESTON COLLEGE	821,921.87
TASB RISK MGMT FUND PROPERTY CASUALTY	525,172.09
CITY OF GALVESTON	332,209.85
HILAND DAIRY FOODS COMPANY, LLC	325,363.29
MANSFILED OIL COMPANY OF GAINESVILLE	292,638.64
HARDIES FRESH FOODS	242,324.54
AMAZON CAPITAL SERVICES	224,260.64
EF FBO NATIONAL RECRUITING CONSULTANTS, CO	208,993.75
SKYWARD, INC	203,820.00
HMH EDUCATION COMPANY	173,706.87
COBURN SUPPLY CO	172,767.26
KLEEN SUPPLY CO	163,548.09
STUDIES WEEKLY, INC.	146,412.80
REGION 4 EDUCATION SERVICE CENTER	144,767.94
TEEN HEALTH CENTER, INC	138,900.00
CHALLENGE OFFICE PRODUCTS INC	136,994.87
THOMPSON & HORTON LP	136,358.45
NANCY L FOREMAN & ASSOCIATES LLC	130,405.01
REPUBLIC SERVICES #853	128,467.43
BSN SPORTS LLC	127,901.20
SEAGULL STUDENT SERVICES LLC	126,736.00
TRIMARK USA, LLC	121,307.46
AT&T	115,517.04
FUNCTION 4, LLC	110,978.77
IXL LEARNING, INC.	109,650.00
SNAP-ON INDUSTRIAL	106,949.15
DELL MARKETING LP	104,674.89
ENTERGY	97,536.86
TEXAS GAS SERVICE	96,803.44
GREATAMERICA FINANCIAL SERVICES CORPORATION	95,657.31
FRONTLINE TECHNOLOGIES GROUP LLC	87,841.29
FERGUSON ENTERPRISES, LLC	87,288.53
HARRIS COUNTY DEPARTMENT OF EDUCATION	86,508.39
GBCDHH	84,526.52
MISSION RESTAURANT SUPPLY	78,640.00
KICKSTART KIDS	78,000.00
LYDAY, TIFFANY	76,277.50

VENDOR	AMOUNT
COMMUNITIES IN SCHOOLS OF GALVESTON COUNTY	75,500.00
HOME DEPOT CREDIT SERVICES	74,195.53
PLAZA TOVAR, SANDRA	73,392.50
NEUHAUS EDUCATION CENTER	72,020.00
WHITLEY PENN LLP	64,712.00
HOWARD IND., INC	61,384.00
AT&T SOUTHWEST	58,088.87
PERDUE BRANDON FIELDER COLLINS & MOTT LLP	55,618.00
THERAPYTRAVELERS, LLC	55,035.00
SOUTH REGION DRIVING SCHOOL	54,595.00
EDMENTUM	54,499.00
SCHOOL TECHNOLOGY ASSOCIATES, INC	54,304.36
ACE MART RESTAURANT SUPPLY CO	51,078.57
CNC ROUTER AND PLASMA INC	50,124.00
HANOVER RESEARCH	50,000.00
Total Vendors that exceed $50K	**15,615,140.50**

8.26.2026 BOND VENDOR PURCHASES THAT EXCEED $50,000-ATTACHMENT H-1

VENDOR	AMOUNT
GILBANE BUILDING COMPANY	32,631,754.10
LONE STAR FURNISHINGS, LLC.	3,255,679.61
STUDIO RED ARCHITECTS, LP	1,674,338.41
CONNECTION PUBLIC SECTOR SOLUTIONS	1,102,009.00
AAR INCORPORATED	809,499.75
M SCOTT CONSTRUCTION INC	738,191.13
ZERO SIX CONSULTING, LLC	624,950.99
COLTZER COMPANY, LLC	606,033.53
PBK ARCHITECTS INC	553,244.39
HOWARD IND., INC	411,569.00
BLUUM USA, INC.	370,714.30
DUNHILL DEVELOPMENT AND CONSTRUCTION, LLC	295,484.52
AUDIO ENHANCEMENT INC.	255,235.16
BROOME WELDING & MACHINE CO INC	248,129.00
CRESCENT ENGINEERING CO, INC.	239,343.07
LIVE MOBILE TECHNOLOGY INC.	210,340.00
SHI GOVERNMENT SOLUTIONS INC.	204,887.05
DELL MARKETING LP	161,205.30
PROVERBS 365 LEGACY, LLC	128,284.57
UNITED RENTALS (NORTH AMERICA), INC	117,121.04
STATERA TEST & BALANCE, LLC	116,030.00
DYNAMIC GLASS, LLC	108,772.80
CHAMBERLIN HOUSTON LLC	105,427.08
CNB COMPUTERS USA INC	99,630.00
MICRO INTEGRATION	93,338.05
ROBERTS AIR LLC	87,800.00
MITCHELL CHUOKE PLUMBING, INC.	85,088.20
MICRO AIR OF TEXAS, INC	84,610.00
OTIS ELEVATOR COMPANY	78,253.09
GIA INSURANCE AGENCY, LLC	61,344.00
GREENWAY RESTORATION SERVICES GROUP	58,926.00
CDW GOVERNMENT LLC	55,184.17
LUCAS CONSTRUCTION CO., INC.	50,350.00
Total BOND Vendors that exceed $50K	**45,722,767.31**

Full Name	Payments 2025/2026	Zip
1002 SEAWALL PROPERTY, LLC	871.20	77550
A-LINE AUTO PARTS	15,103.82	77551
A. SMECCA INC	460.20	77550
ADS CUSTOM SIGNS	5,925.00	77550
ALERT ALARMS BURGLAR & FIRE PROTECT	16,920.00	77550
ALISHA RENAE FULBRIGHT	2,609.00	77551
ANALISE WALLA	1,500.00	77554
ANGEL ZARATE	200.00	77550
ANNA LEIGH SARGENT	5,350.00	77551
ARNOLD CHRISTOPHER	100.00	77551
ASHTON DEVONA	300.00	77551
BENNETT FLORAL	1,039.00	77550
BLACK OPTIX TINT	4,100.00	77551
BRANDYN JAMES LEMELLE	300.00	77550
BREEZEWAY CUSTOM SCREENPRINTING	17,318.00	77551
BRONCO BURRITOS	1,140.71	77551
BROOME WELDING & MACHINE CO INC	249,301.60	77554
CAMERON D SMITH	300.00	77550
CATHY LEDOUX	702.19	77550
CENTERPOINT ENERGY HOUSTON ELECTRIC	2,705.00	77550
CHALMERS ACE HARDWARE	23,678.91	77550
CHEF MARY BASS, LLC	1,807.00	77550
CHOPIN MON AMI INC	560.00	77550
CHRISTOPHER DE LA ROSA	1,000.00	77550
CITY OF GALVESTON	372,069.12	77553
CITY OF GALVESTON	1,424.00	77550
CITY OF GALVESTON	13,513.00	77550
CITY OF GALVESTON	139.00	77553
CITY OF GALVESTON - PARKS & RECREAT	1,200.00	77550
CLASSIC FORD GALVESTON	1,949.28	77554
COLTZER COMPANY, LLC	606,033.53	77550
CRYSTAL JUAREZ	400.00	77551
DAVON BOONE	300.00	77551
DIEGO CLARK	200.00	77550
DIOR DECKER	200.00	77551
EL NOPALITO RESTAURANT - ROSA D MAR	11,115.00	77550
ETHAN ALEXANDER FREEMAN	200.00	77550
FASTSIGNS	16,328.22	77551
FISHERMAN'S WHARF	2,414.93	77550
GABRIEL LEE WILCOX	700.00	77551
GALVESTON BAGEL COMPANY, LLC	1,432.17	77550
GALVESTON CHAMBER OF COMMERCE	4,650.00	77550-1501
GALVESTON COLLEGE	821,921.87	77550

Full Name	Payments 2025/2026	Zip
GALVESTON COUNTRY CLUB	6,811.35	77554
GALVESTON COUNTY TAX OFFICE	10,752.21	77550
GALVESTON ECONOMIC DEVELOPMENT PART	2,500.00	77553
GALVESTON ISLAND HISTORIC PLEASURE	5,918.71	77550
GALVESTON KIWANIS	560.00	77552
GALVESTON LIMOUSINE SERVICE	39,207.60	77552
GALVESTON RENTALS, INC	11,289.94	77554
GALVESTON VETERINARY CLINIC	1,499.09	77551
GIA INSURANCE AGENCY, LLC	1,915,084.93	77552-6767
GINO'S ITALIAN RESTAURANT & PIZZERI	979.76	77551
GISD EDUCATIONAL FOUNDATION	32,665.00	77551
GOLF CART OF GALVESTON LLC	1,360.00	77550
GRACE L OUMA	300.00	77551
GROUNDSWELL	72,007.02	77553
GULF COAST PALMS CORPORATION	1,200.00	77554
GYPSY JOYNT INC.	447.91	77551
HENRY PORRETTO	300.00	77554
HENRY RODRIGUEZ	200.00	77551
HICKS & HICKS, INC	2,823.71	77554
HOLY FAMILY PARISH	1,500.00	77550
INDUSTRIAL MATERIAL CORP	204.81	77554
ISAAC JACOB ROSAS	200.00	77550
ISABELLE JAE SCHINDLER	300.00	77550
ISLAND BICYCLE COMPANY	450.00	77550
JA'QUAN DAVIS	200.00	77550
JASON FARMER	1,000.00	77554
JAVIER GARCIA JR	200.00	77550
JAVON MASSEY	200.00	77550
JAYDEN ALEXANDER	100.00	77550
JAYLA CALDWELL	200.00	77550
JAYLEN MCDANIEL	100.00	77551
JERA'MON CHARLES	100.00	77551
JEREMIAH OLIVER	200.00	77550
JOAN Q NEWTON	1,500.00	77554
JOSE LUIS PEREZ	200.00	77551
JOSIAH EVANS	100.00	77550
KACI STEPHENS NOBLE	2,080.00	77554
KEIRA WRIGHT	300.00	77551
KENYAH KENDRICK	200.00	77550
KEVIN ANTHONY	3,045.00	77554
KLEEN SUPPLY CO	185,071.02	77553
KRISTIN SUZANNE BOUVIER	1,500.00	77551
LAURA VAIL	56.85	77550

Full Name	Payments 2025/2026	Zip
LEA ALVAREZ	121.99	77550
LISTER PLUMBING CO	2,980.00	77553
LITTLE BIRD AERIAL INTELLIGENCE , I	850.00	77554
MAISEL-HINSON MAINLAND FLORAL INC	1,360.00	77550
MAKAYLA FRENCHWOOD	1,000.00	77554
MARIAH JAMES	700.00	77550
MARIO'S RISTORANTE	4,162.36	77551
MARTY'S CITY AUTO INC	11,019.17	77550
MARTY'S TOWING LLC	365.00	77550
MARY JEAN SARGENT	1,190.00	77551
MATTHEW CHARLES PERRY	200.00	77551
MAYTE ACOSTA	500.00	77551
MEGAN LARUE	400.00	77554
MINUTEMAN PRINTING & GRAPHIC	72.22	77550
MITCHELL CHUOKE PLUMBING, INC.	85,088.20	77551
MOODY EARLY CHILDHOOD CENTER	1,182,800.00	77550
MOODY GARDENS GOLF COURSE	25,056.00	77554
MOODY GARDENS INC	41,988.00	77554
MR TACO MEXICAN CUISINE & BAR	2,527.80	77550
NATIONAL SECURITY & FIRE LLC	7,998.14	77550
NICOLAS MCINTYRE	500.38	77550
OCIEL I GARCIA	200.00	77551
OWEN ALLEN RAWLS	200.00	77554
PATRICIA FOWZER	250.00	77554
PRESLEY WEAVER-RAY PYLES	1,000.00	77551
PROJECT GRADUATION INC	945.00	77553
RA'KAYLA MCCHRISTIAN	100.00	77550
REPUBLIC PARTS CO	20,764.80	77550
ROBERT GATELY	100.00	77551
ROBERTS AIR LLC	87,800.00	77554
ROTARY CLUB OF GALVESTON ISLAND	1,400.00	77552
RYDER WESTER	300.00	77550
SALT AND STONE COASTAL REALTY LLC	646.37	77554
SCOTTY'S OVERHEAD DOOR	7,300.00	77554
SHERILL D. HILTON	2,770.00	77550
SHIJIAH N RUCKETT	200.00	77550
SHIPLEY DONUTS	618.44	77551
SHRIMP & STUFF	532.80	77550
SIANNA ACOSTA	1,000.00	77551
SKYLAR PRICE	100.00	77550
SOUL TO SOUL	162.00	77551
STEVE'S WAREHOUSE TIRES GTX	3,264.52	77551
STEWART'S PACKAGING INC	3,778.81	77550

Full Name	Payments 2025/2026	Zip
SUNFLOWER BAKERY	146.35	77550
SUNSHINE CENTER, INC	2,430.00	77550
TEEN HEALTH CENTER, INC	138,900.00	77553
THE ANIMAL CLINIC	100.80	77550
THE ARTIST BOAT, INC.	440.00	77554
THE GRAND 1894 OPERA HOUSE	5,830.00	77550
THE ORIGINAL MEXICAN CAFE	1,854.20	77550
THE SAN LUIS RESORT SPA & CONFERENC	19,709.40	77551
THE SPOT	275.84	77553
TONY & BROS TOWING & REPAIR	350.00	77551
TOP GEAR APPAREL	24,244.37	77551
TREASURE ISLAND TROPHIES & ENGRAVIN	15,135.17	77551
TRICON LAND SURVEYING LLC	10,430.00	77551
UPWARD HOPE ACADEMY	49,999.92	77550
VIDA AGAVE LLC	898.44	77550
WEST ISLE URGENT CARE	14,106.00	77551
WISNER CUSTOM CONSTRUCTION, LLC	3,500.00	77551
YAGAS CAFE/TSUNAMI, LLC	1,704.73	77550
YOLANDA ARMELIN	100.00	77551
Total Local Vendor Activity for FY 2025-2026	**6,308,863.88**	

Summary of Legal Charges FY25/26

Legal Billings July 2026 Charges

Thompson & Horton LLP		**YTD Charges**
BHS (General)	622 E 81 6626 AA 001 0 99 NBH	-
NCS (General)	622 E 81 6626 EE 001 0 99 NCS	-
NNT (General)	622 E 81 6626 AA 001 0 99 NNT	-
		-
General	199 E 41 6211 91 701 0 99 000	30,450.95
General - Contracts/Procurement	199 E 41 6211 91 701 0 99 000	14,568.75
Galveston ISD SPED	199 E 41 6211 91 701 0 99 000	4,290.00
General - 2022 Bonds	199 E 41 6211 91 701 0 99 000	11,485.00
General - M Hayman, R Terrel, employee/school issues	199 E 41 6211 91 701 0 99 000	41,040.00
General - Board issues	199 E 41 6211 91 701 0 99 000	-
Sale of Surplus Properties	199 E 41 6211 91 701 0 99 000	5,517.50
Real Estate Transaction with Alex Gonzales	199 E 41 6211 91 701 0 99 000	2,595.00
Real Estate Transaction with Artist Boat	199 E 41 6211 91 701 0 99 000	17,581.25
Public Information Act Requests	199 E 41 6211 91 701 0 99 000	7,197.50
	199 E 41 6211 91 701 0 99 000	134,725.95

		Budget	**Actual**	**Balance**	**% of Budget Expensed**
Summary for PO by account number	**622 E 81 6626 AA 001 0 99 NBH**	-	-	-	
	622 E 81 6626 AA 001 0 99 NNT	-	-	-	
	622 E 81 6626 EE 001 0 99 NCS	-	-	-	
	199 E 41 6211 91 701 0 99 000	**120,000.00**	**134,725.95**	**(14,725.95)**	
		120,000.00	**134,725.95**	**(14,725.95)**	**112%**
	Total Legal Fees Billed				
Thompson & Horton LLP	**134,725.95**				
Law Office of E. Renee Crenshaw	**-**				
	134,725.95				

Galveston ISD
Interest Earnings
Sorted by Fund - Maturity Date
August 1, 2022 - July 31, 2026
Yield on Beginning Book Value

HUB Investment Partners LLC
900 S Capital of Texas Hwy
350
Austin, TX 78746
(512)600-5200

CUSIP	Investment #	Fund	Security Type	Ending Par Value	Beginning Book Value	Ending Book Value	Maturity Date	Current Rate	Annualized Yield	Adjusted Interest Earnings: Interest Earned	Adjusted Interest Earnings: Amortization/ Accretion	Adjusted Interest Earnings: Adjusted Interest Earnings
Fund: Bond 2018 Construction Fund												
MB BD CON 2056	10242	BD 2018	RR2	0.00	0.00	0.00			0.011	42.66	0.00	42.66
			Subtotal	**0.00**	**0.00**	**0.00**			**0.011**	**42.66**	**0.00**	**42.66**
Fund: Bond 2022 Construction Fund												
TX BD 2022	10284	BD 2022	RRP	29,793,537.31	0.00	29,793,537.31		3.782	0.566	5,547,702.38	0.00	5,547,702.38
TX DLY 1227-05	10233	BD 2022	RRP	0.00	0.00	0.00			0.010	0.06	0.00	0.06
FID BOND MM	10286	BD 2022	RR3	16,491,674.03	0.00	16,491,674.03		3.390	0.107	825,806.45	0.00	825,806.45
MB BD CON 2022	10287	BD 2022	RR2	2,058,176.85	0.00	2,058,176.85		0.050	0.504	3,931.86	0.00	3,931.86
912796U31	10266	BD 2022	ATD	0.00	0.00	0.00	03/23/2023	3.753	3.876	0.00	187,906.15	187,906.15
912828VB3	10269	BD 2022	TRC	0.00	0.00	0.00	05/15/2023	1.750	4.092	111,688.04	144,486.25	256,174.29
912828ZY9	10270	BD 2022	TRC	0.00	0.00	0.00	07/15/2023	0.125	4.191	10,305.98	323,689.37	333,995.35
912796ZZ5	10289	BD 2022	ATD	0.00	0.00	0.00	07/20/2023	5.068	5.204	0.00	132,243.46	132,243.46
3137EAEV7	10262	BD 2022	FAC	0.00	0.00	0.00	08/24/2023	0.250	4.307	19,529.17	304,454.40	323,983.57
429335LP5	10254	BD 2022	MC1	0.00	0.00	0.00	09/01/2023	4.000	4.300	62,532.22	4,580.05	67,112.27
912828WE6	10257	BD 2022	TRC	0.00	0.00	0.00	11/15/2023	2.750	4.205	314,175.84	159,100.70	473,276.54
3130ATBL0	10251	BD 2022	FAC	0.00	0.00	0.00	12/08/2023	3.625	4.415	369,097.51	76,412.88	445,510.39
9128285Z9	10280	BD 2022	TRC	0.00	0.00	0.00	01/31/2024	2.500	4.431	224,395.38	164,339.37	388,734.75
9128286G0	10281	BD 2022	TRC	0.00	0.00	0.00	02/29/2024	2.375	4.441	256,788.67	209,870.62	466,659.29
3130ATBM8	10252	BD 2022	FAC	0.00	0.00	0.00	03/08/2024	3.625	4.434	402,628.75	84,240.00	486,868.75
13063DLZ9	10260	BD 2022	MC1	0.00	0.00	0.00	04/01/2024	3.000	4.286	321,275.00	129,697.00	450,972.00
91282CEK3	10255	BD 2022	TRC	0.00	0.00	0.00	04/30/2024	2.500	4.345	405,636.14	279,710.00	685,346.14
88213AHL2	10265	BD 2022	MC1	0.00	0.00	0.00	05/15/2024	2.884	4.439	141,075.67	70,900.00	211,975.67
912797FH5	10290	BD 2022	ATD	0.00	0.00	0.00	05/16/2024	4.622	4.916	0.00	628,573.55	628,573.55
912797HT7	10298	BD 2022	ATD	0.00	0.00	0.00	06/06/2024	5.160	5.368	0.00	225,772.97	225,772.97
91282CEX5	10268	BD 2022	TRC	0.00	0.00	0.00	06/30/2024	3.000	4.347	535,357.34	223,597.19	758,954.53
912797GB7	10294	BD 2022	ATD	0.00	0.00	0.00	07/11/2024	5.001	5.335	0.00	1,100,950.15	1,100,950.15
91282CFA4	10278	BD 2022	TRC	0.00	0.00	0.00	07/31/2024	3.000	4.413	562,940.22	245,815.94	808,756.16
64966QCA6	10264	BD 2022	MC1	0.00	0.00	0.00	08/01/2024	2.130	4.461	116,113.40	117,699.20	233,812.60
912797GK7	10295	BD 2022	ATD	0.00	0.00	0.00	08/08/2024	5.155	5.499	0.00	465,705.61	465,705.61
91282CFG1	10256	BD 2022	TRC	0.00	0.00	0.00	08/31/2024	3.250	4.222	636,057.32	177,208.52	813,265.84
010268CL2	10250	BD 2022	MC1	0.00	0.00	0.00	09/01/2024	0.689	4.524	71,060.78	364,582.50	435,643.28
912797GL5	10296	BD 2022	ATD	0.00	0.00	0.00	09/05/2024	5.051	5.396	0.00	115,651.31	115,651.31

CUSIP	Investment #	Fund	Security Type	Ending Par Value	Beginning Book Value	Ending Book Value	Maturity Date	Current Rate	Annualized Yield	Adjusted Interest Earnings: Interest Earned	Adjusted Interest Earnings: Amortization/ Accretion	Adjusted Interest Earnings: Adjusted Interest Earnings
Fund: Bond 2022 Construction Fund												
91282CFN6	10279	BD 2022	TRC	0.00	0.00	0.00	09/30/2024	4.250	4.292	183,855.00	1,923.32	185,778.32
912797HE0	10311	BD 2022	ATD	0.00	0.00	0.00	10/31/2024	5.077	5.208	0.00	111,533.80	111,533.80
912797HE0	10310	BD 2022	ATD	0.00	0.00	0.00	10/31/2024	5.123	5.261	0.00	173,521.62	173,521.62
912797HE0	10297	BD 2022	ATD	0.00	0.00	0.00	10/31/2024	4.992	5.320	0.00	555,707.54	555,707.54
9128283D0	10271	BD 2022	TRC	0.00	0.00	0.00	10/31/2024	2.250	4.296	484,911.68	405,944.84	890,856.52
91282CDH1	10276	BD 2022	TRC	0.00	0.00	0.00	11/15/2024	0.750	4.502	154,190.22	705,259.30	859,449.52
912797LF2	10306	BD 2022	ATD	0.00	0.00	0.00	12/05/2024	5.134	5.342	0.00	236,146.99	236,146.99
3130AQ3F8	10261	BD 2022	FAC	0.00	0.00	0.00	12/10/2024	1.150	4.530	379,979.17	1,016,935.00	1,396,914.17
91282CDS7	10267	BD 2022	TRC	0.00	0.00	0.00	01/15/2025	1.125	4.403	193,970.79	514,726.09	708,696.88
3133ENPG9	10300	BD 2022	FAC	0.00	0.00	0.00	02/14/2025	1.750	5.100	259,546.87	478,737.16	738,284.03
9128283Z1	10272	BD 2022	TRC	0.00	0.00	0.00	02/28/2025	2.750	4.313	688,999.59	354,266.72	1,043,266.31
91282CED9	10301	BD 2022	TRC	0.00	0.00	0.00	03/15/2025	1.750	5.017	140,016.83	248,665.57	388,682.40
91282CED9	10277	BD 2022	TRC	0.00	0.00	0.00	03/15/2025	1.750	4.535	286,758.29	410,149.92	696,908.21
64990FA95	10275	BD 2022	MC1	0.00	0.00	0.00	03/15/2025	1.062	4.750	106,246.90	330,220.60	436,467.50
912797KJ5	10302	BD 2022	ATD	0.00	0.00	0.00	03/20/2025	4.825	5.134	0.00	372,715.35	372,715.35
912797KS5	10303	BD 2022	ATD	0.00	0.00	0.00	04/17/2025	4.966	5.290	0.00	531,023.37	531,023.37
912797LB1	10304	BD 2022	ATD	0.00	0.00	0.00	05/15/2025	4.933	5.253	0.00	827,312.61	827,312.61
912797LN5	10308	BD 2022	ATD	0.00	0.00	0.00	06/12/2025	4.837	5.142	0.00	503,801.22	503,801.22
912797LW5	10309	BD 2022	ATD	0.00	0.00	0.00	07/10/2025	4.663	4.961	0.00	1,095,512.99	1,095,512.99
91282CFK2	10313	BD 2022	TRC	0.00	0.00	0.00	09/15/2025	3.500	4.250	263,857.46	55,615.96	319,473.42
91282CFP1	10314	BD 2022	TRC	0.00	0.00	0.00	10/15/2025	4.250	4.233	354,600.62	-1,183.12	353,417.50
912797NA1	10312	BD 2022	ATD	0.00	0.00	0.00	10/30/2025	4.141	4.372	0.00	400,813.65	400,813.65
912797QY6	10329	BD 2022	ATD	0.00	0.00	0.00	12/11/2025	3.932	4.022	0.00	48,047.84	48,047.84
91282CGE5	10315	BD 2022	TRC	0.00	0.00	0.00	01/15/2026	3.875	4.201	293,686.46	23,730.00	317,416.46
91282CGL9	10316	BD 2022	TRC	0.00	0.00	0.00	02/15/2026	4.000	4.262	620,967.96	39,158.16	660,126.12
912797PM3	10317	BD 2022	ATD	0.00	0.00	0.00	02/19/2026	3.922	4.135	0.00	418,159.16	418,159.16
912797PV3	10318	BD 2022	ATD	0.00	0.00	0.00	03/19/2026	3.852	4.058	0.00	1,045,915.16	1,045,915.16
912797QD2	10319	BD 2022	ATD	0.00	0.00	0.00	04/16/2026	3.791	3.995	0.00	442,768.80	442,768.80
912797QN0	10320	BD 2022	ATD	0.00	0.00	0.00	05/14/2026	3.930	4.147	0.00	408,700.00	408,700.00
912797QX8	10325	BD 2022	ATD	0.00	0.00	0.00	06/11/2026	3.827	4.027	0.00	414,540.43	414,540.43
912797RF6	10326	BD 2022	ATD	0.00	0.00	0.00	07/09/2026	3.895	4.110	0.00	625,352.47	625,352.47
912797RF6	10327	BD 2022	ATD	0.00	0.00	0.00	07/09/2026	3.787	3.970	0.00	16,919.25	16,919.25
912797RS8	10328	BD 2022	ATD	5,248,000.00	0.00	5,231,236.22	09/03/2026	3.485	3.658	0.00	162,049.85	162,049.85
912797SK4	10331	BD 2022	ATD	7,257,000.00	0.00	7,193,314.69	10/29/2026	3.550	3.731	0.00	193,918.20	193,918.20
912797VH7	10339	BD 2022	ATD	6,113,000.00	0.00	6,024,909.13	12/17/2026	3.760	3.884	0.00	25,533.59	25,533.59
912797TC1	10332	BD 2022	ATD	7,250,000.00	0.00	7,150,717.43	12/24/2026	3.400	3.570	0.00	149,266.22	149,266.22
912797TV9	10333	BD 2022	ATD	20,700,000.00	0.00	20,309,078.88	02/18/2027	3.382	3.548	0.00	303,401.47	303,401.47
912797UD7	10334	BD 2022	ATD	12,450,000.00	0.00	12,164,456.37	03/18/2027	3.606	3.791	0.00	159,605.17	159,605.17
912797UD7	10337	BD 2022	ATD	6,177,000.00	0.00	6,033,720.09	03/18/2027	3.647	3.806	0.00	33,786.53	33,786.53
912797UE5	10336	BD 2022	ATD	6,198,000.00	0.00	6,034,214.73	04/15/2027	3.702	3.877	0.00	34,414.02	34,414.02

Galveston ISD
Interest Earnings
August 1, 2022 - July 31, 2026

CUSIP	Investment #	Fund	Security Type	Ending Par Value	Beginning Book Value	Ending Book Value	Maturity Date	Current Rate	Annualized Yield	Adjusted Interest Earnings: Interest Earned	Adjusted Interest Earnings: Amortization/ Accretion	Adjusted Interest Earnings: Adjusted Interest Earnings
Fund: Bond 2022 Construction Fund												
912797UX3	10335	BD 2022	ATD	10,546,000.00	0.00	10,237,557.73	05/13/2027	3.695	3.881	0.00	58,441.69	58,441.69
912797VF1	10338	BD 2022	ATD	5,578,000.00	0.00	5,393,426.11	06/10/2027	3.806	4.008	0.00	23,587.72	23,587.72
			Subtotal	**135,860,388.19**	**0.00**	**134,116,019.57**			**1.471**	**15,349,686.02**	**19,893,833.42**	**35,243,519.44**
Fund: Bond 2023 Construction Fund												
TX BD 2023	10291	BD 2023	RRP	0.00	0.00	0.00			1.724	3,629,215.48	0.00	3,629,215.48
MB 23 BND 5610	10292	BD 2023	RR2	0.00	0.00	0.00			0.019	2,378.24	0.00	2,378.24
			Subtotal	**0.00**	**0.00**	**0.00**			**1.626**	**3,631,593.72**	**0.00**	**3,631,593.72**
Fund: Building Proceed Funds												
TX BLDG PROC FD	10330	BLDG FD	RRP	10,342,658.89	0.00	10,342,658.89		3.782	10.166	193,619.43	0.00	193,619.43
			Subtotal	**10,342,658.89**	**0.00**	**10,342,658.89**			**10.166**	**193,619.43**	**0.00**	**193,619.43**
Fund: Child Nutrition												
TX CNS-0005	10282	CN	RRP	4,196,707.74	0.00	4,196,707.74		3.782	5.375	553,810.86	0.00	553,810.86
TX DLY 1227-08	10235	CN	RRP	848,261.49	0.00	848,261.49		3.640	4.925	137,195.37	0.00	137,195.37
MB CN 7619	10245	CN	RR2	358,060.30	0.00	358,060.30		0.050	0.033	865.77	0.00	865.77
			Subtotal	**5,403,029.53**	**0.00**	**5,403,029.53**			**4.414**	**691,872.00**	**0.00**	**691,872.00**
Fund: Interest & Sinking												
TX DEBT-0002	10238	DS	RRP	2,501,776.44	0.00	2,501,776.44		3.782	14.083	1,247,967.98	0.00	1,247,967.98
TX DLY 1227-04	10232	DS	RRP	250,049.90	0.00	250,049.90		3.640	4.925	40,442.36	0.00	40,442.36
MB DS 2049	10243	DS	RR2	3,928.42	0.00	3,928.42		0.050	0.048	3,874.43	0.00	3,874.43
MB DS MM 7635	10244	DS	RR3	3,250,767.30	0.00	3,250,767.30		3.140	4.106	167,187.73	0.00	167,187.73
			Subtotal	**6,006,522.06**	**0.00**	**6,006,522.06**			**6.696**	**1,459,472.50**	**0.00**	**1,459,472.50**
Fund: General Operating												
TX GEN-0001	10237	GEN OP	RRP	47,732,920.53	0.00	47,732,920.53		3.782	19.682	8,057,210.87	0.00	8,057,210.87
TX DLY 1227-02	10231	GEN OP	RRP	12,953,679.24	0.00	12,953,679.24		3.640	4.925	2,095,090.35	0.00	2,095,090.35
MB SCH CSH 1600	10305	GEN OP	RR2	6.04	0.00	6.04			0.004	0.57	0.00	0.57
MB GEN 0616	10293	GEN OP	RR2	11,712,025.43	0.00	11,712,025.43		3.890	13.150	1,712,025.43	0.00	1,712,025.43
MB GEN 7601	10246	GEN OP	RR2	1,995,602.67	0.00	1,995,602.67		0.050	0.014	7,035.30	0.00	7,035.30
TERM SER II	10340	GEN OP	CPI	7,000,000.00	0.00	7,000,000.00	06/09/2027	4.130	4.130	41,978.90	0.00	41,978.90
			Subtotal	**81,394,233.91**	**0.00**	**81,394,233.91**			**8.067**	**11,913,341.42**	**0.00**	**11,913,341.42**
Fund: MOODY PERF ARTS CENTER												
TX MPAC-0008	10324	MPAC	RRP	3,301,717.10	0.00	3,301,717.10		3.782	5.352	204,095.96	0.00	204,095.96
			Subtotal	**3,301,717.10**	**0.00**	**3,301,717.10**			**5.352**	**204,095.96**	**0.00**	**204,095.96**

Galveston ISD
Interest Earnings
August 1, 2022 - July 31, 2026

CUSIP	Investment #	Fund	Security Type	Ending Par Value	Beginning Book Value	Ending Book Value	Maturity Date	Current Rate	Annualized Yield	Adjusted Interest Earnings: Interest Earned	Adjusted Interest Earnings: Amortization/ Accretion	Adjusted Interest Earnings: Adjusted Interest Earnings
Fund: Student Activity												
TX ACT-0004	10240	STUACT	RRP	494,276.57	0.00	494,276.57		3.782	5.112	82,479.21	0.00	82,479.21
MB ACT 7627	10241	STUACT	RR2	260,103.34	0.00	260,103.34		0.050	0.034	597.53	0.00	597.53
			Subtotal	**754,379.91**	**0.00**	**754,379.91**			**2.450**	**83,076.74**	**0.00**	**83,076.74**
			Total	**243,062,929.59**	**0.00**	**241,318,560.97**			**1.899**	**33,526,800.45**	**19,893,833.42**	**53,420,633.87**

Statement Disclosures

The information provided in this report was created by HUB Investment Partners utilizing data from your custodian that is considered reliable. HUB Investment Partners is relying on the information provided by your custodian; HUB Investment Partners has not audited or otherwise verified the accuracy of the methodology, calculations, or information in this report. As a result, the methodology, calculations, and information presented in the report are not guaranteed by HUB Investment Partners.

HUB Investment Partners is independent of your custodian.

You should consider the account statements received directly from your account custodian as the prevailing document for your account. Please review the information contained on this statement against the statement provided to you from the account custodian or product sponsor. The reported value on your account statement you received from the account custodian may differ from the reported value on this quarterly statement due to a variety of factors including the treatment of accrued income and dividends, rounding and other considerations. If there is any unexplained discrepancy between this statement and the account statement you received from the account custodian, please immediately contact HUB Investment Partners and/or your account custodian. Discrepancies should be reported to HUB Investment Partners via telephone at 512-600-5268.

The account portfolio or assets in the account are valued at the starting and ending points of the period. Cash flows are included in the calculation based on when they occurred during the period.

Performance data quoted represents past performance and does not guarantee future results. The investment return and principal of an investment will fluctuate so that an investor's shares when redeemed may be worth more or less than their original cost. All investments have investment risks such as fluctuation in investment principal including the complete loss of principal invested. The values represented in the report may not reflect the original cost of a client's initial investment. HUB Investment Partners standard reporting does not reflect reinvestment of dividends and other earnings in the performance numbers, unless the account holder specifically asks for inclusion of such earnings. Performance report calculations and figures should not be relied upon for tax purposes.

If you have any changes in your financial situation, risk tolerance, investment objectives or if you wish to impose or modify any reasonable restrictions on the management of your account(s), please contact HUB Investment Partners immediately. Also, please contact us if you would like a current copy of our Disclosure Document, which includes a description of the advisory services we offer.

This material is not intended to present an opinion on legal or tax matters. Please consult with your attorney or tax advisor and compare this document to your custodial statement for accuracy, as applicable.

Galveston ISD
Interest Earnings
Sorted by Fund - Maturity Date
September 1, 2025 - July 31, 2026
Yield on Beginning Book Value

HUB Investment Partners LLC
900 S Capital of Texas Hwy
350
Austin, TX 78746
(512)600-5200

CUSIP	Investment #	Fund	Security Type	Ending Par Value	Beginning Book Value	Ending Book Value	Maturity Date	Current Rate	Annualized Yield	Adjusted Interest Earnings: Interest Earned	Adjusted Interest Earnings: Amortization/ Accretion	Adjusted Interest Earnings: Adjusted Interest Earnings
Fund: Bond 2022 Construction Fund												
TX BD 2022	10284	BD 2022	RRP	29,793,537.31	32,509,039.76	29,793,537.31		3.782	3.135	932,505.24	0.00	932,505.24
FID BOND MM	10286	BD 2022	RR3	16,491,674.03	16,034.62	16,491,674.03		3.390	***.***	220,045.68	0.00	220,045.68
MB BD CON 2022	10287	BD 2022	RR2	2,058,176.85	638,096.60	2,058,176.85		0.050	0.153	892.54	0.00	892.54
91282CFK2	10313	BD 2022	TRC	0.00	9,957,189.09	0.00	09/15/2025	3.500	4.208	13,261.96	2,810.91	16,072.87
91282CFP1	10314	BD 2022	TRC	0.00	9,925,169.57	0.00	10/15/2025	4.250	4.224	50,709.70	-169.57	50,540.13
912797NA1	10312	BD 2022	ATD	0.00	10,031,455.06	0.00	10/30/2025	4.141	4.227	0.00	68,544.94	68,544.94
912797QY6	10329	BD 2022	ATD	0.00	0.00	0.00	12/11/2025	3.932	4.022	0.00	48,047.84	48,047.84
91282CGE5	10315	BD 2022	TRC	0.00	7,591,133.85	0.00	01/15/2026	3.875	4.161	108,836.96	8,866.15	117,703.11
91282CGL9	10316	BD 2022	TRC	0.00	15,901,630.86	0.00	02/15/2026	4.000	4.224	288,982.61	18,369.14	307,351.75
912797PM3	10317	BD 2022	ATD	0.00	10,701,860.18	0.00	02/19/2026	3.922	4.052	0.00	203,139.82	203,139.82
912797PV3	10318	BD 2022	ATD	0.00	27,257,016.76	0.00	03/19/2026	3.852	3.990	0.00	592,983.24	592,983.24
912797QD2	10319	BD 2022	ATD	0.00	11,400,809.67	0.00	04/16/2026	3.791	3.938	0.00	279,190.33	279,190.33
912797QN0	10320	BD 2022	ATD	0.00	10,110,504.17	0.00	05/14/2026	3.930	4.098	0.00	289,495.83	289,495.83
912797QX8	10325	BD 2022	ATD	0.00	11,027,973.93	0.00	06/11/2026	3.827	4.000	0.00	342,026.07	342,026.07
912797RF6	10326	BD 2022	ATD	0.00	15,389,229.70	0.00	07/09/2026	3.895	4.086	0.00	535,770.30	535,770.30
912797RF6	10327	BD 2022	ATD	0.00	480,759.61	0.00	07/09/2026	3.787	3.965	0.00	16,240.39	16,240.39
912797RS8	10328	BD 2022	ATD	5,248,000.00	0.00	5,231,236.22	09/03/2026	3.485	3.658	0.00	162,049.85	162,049.85
912797SK4	10331	BD 2022	ATD	7,257,000.00	0.00	7,193,314.69	10/29/2026	3.550	3.731	0.00	193,918.20	193,918.20
912797VH7	10339	BD 2022	ATD	6,113,000.00	0.00	6,024,909.13	12/17/2026	3.760	3.884	0.00	25,533.59	25,533.59
912797TC1	10332	BD 2022	ATD	7,250,000.00	0.00	7,150,717.43	12/24/2026	3.400	3.570	0.00	149,266.22	149,266.22
912797TV9	10333	BD 2022	ATD	20,700,000.00	0.00	20,309,078.88	02/18/2027	3.382	3.548	0.00	303,401.47	303,401.47
912797UD7	10334	BD 2022	ATD	12,450,000.00	0.00	12,164,456.37	03/18/2027	3.606	3.791	0.00	159,605.17	159,605.17
912797UD7	10337	BD 2022	ATD	6,177,000.00	0.00	6,033,720.09	03/18/2027	3.647	3.806	0.00	33,786.53	33,786.53
912797UE5	10336	BD 2022	ATD	6,198,000.00	0.00	6,034,214.73	04/15/2027	3.702	3.877	0.00	34,414.02	34,414.02
912797UX3	10335	BD 2022	ATD	10,546,000.00	0.00	10,237,557.73	05/13/2027	3.695	3.881	0.00	58,441.69	58,441.69
912797VF1	10338	BD 2022	ATD	5,578,000.00	0.00	5,393,426.11	06/10/2027	3.806	4.008	0.00	23,587.72	23,587.72
			Subtotal	**135,860,388.19**	**172,937,903.43**	**134,116,019.57**			**3.911**	**1,615,234.69**	**3,549,319.85**	**5,164,554.54**
Fund: Building Proceed Funds												
TX BLDG PROC FD	10330	BLDG FD	RRP	10,342,658.89	0.00	10,342,658.89		3.782	10.166	193,619.43	0.00	193,619.43
			Subtotal	**10,342,658.89**	**0.00**	**10,342,658.89**			**10.166**	**193,619.43**	**0.00**	**193,619.43**

Galveston ISD
Interest Earnings
September 1, 2025 - July 31, 2026

CUSIP	Investment #	Fund	Security Type	Ending Par Value	Beginning Book Value	Ending Book Value	Maturity Date	Current Rate	Annualized Yield	Adjusted Interest Earnings: Interest Earned	Adjusted Interest Earnings: Amortization/ Accretion	Adjusted Interest Earnings: Adjusted Interest Earnings
Fund: Child Nutrition												
TX CNS-0005	10282	CN	RRP	4,196,707.74	3,291,566.37	4,196,707.74		3.782	4.351	131,040.90	0.00	131,040.90
TX DLY 1227-08	10235	CN	RRP	848,261.49	819,316.86	848,261.49		3.640	3.861	28,944.63	0.00	28,944.63
MB CN 7619	10245	CN	RR2	358,060.30	411,596.30	358,060.30		0.050	0.037	139.53	0.00	139.53
			Subtotal	**5,403,029.53**	**4,522,479.53**	**5,403,029.53**			**3.869**	**160,125.06**	**0.00**	**160,125.06**
Fund: Interest & Sinking												
TX DEBT-0002	10238	DS	RRP	2,501,776.44	3,244,623.80	2,501,776.44		3.782	8.938	265,367.20	0.00	265,367.20
TX DLY 1227-04	10232	DS	RRP	250,049.90	241,517.61	250,049.90		3.640	3.861	8,532.29	0.00	8,532.29
MB DS 2049	10243	DS	RR2	3,928.42	2,049,600.55	3,928.42		0.050	0.042	791.87	0.00	791.87
MB DS MM 7635	10244	DS	RR3	3,250,767.30	1,161,915.13	3,250,767.30		3.140	4.189	44,538.17	0.00	44,538.17
			Subtotal	**6,006,522.06**	**6,697,657.09**	**6,006,522.06**			**5.209**	**319,229.53**	**0.00**	**319,229.53**
Fund: General Operating												
TX GEN-0001	10237	GEN OP	RRP	47,732,920.53	21,206,663.76	47,732,920.53		3.782	8.339	1,618,312.30	0.00	1,618,312.30
TX DLY 1227-02	10231	GEN OP	RRP	12,953,679.24	12,511,669.95	12,953,679.24		3.640	3.861	442,009.29	0.00	442,009.29
MB SCH CSH 1600	10305	GEN OP	RR2	6.04	513.90	6.04			0.083	0.39	0.00	0.39
MB GEN 0616	10293	GEN OP	RR2	11,712,025.43	13,478,294.08	11,712,025.43		3.890	3.517	433,731.35	0.00	433,731.35
MB GEN 7601	10246	GEN OP	RR2	1,995,602.67	3,057,467.74	1,995,602.67		0.050	0.045	1,265.75	0.00	1,265.75
TERM SER II	10340	GEN OP	CPI	7,000,000.00	0.00	7,000,000.00	06/09/2027	4.130	4.130	41,978.90	0.00	41,978.90
			Subtotal	**81,394,233.91**	**50,254,609.43**	**81,394,233.91**			**5.398**	**2,537,297.98**	**0.00**	**2,537,297.98**
Fund: MOODY PERF ARTS CENTER												
TX MPAC-0008	10324	MPAC	RRP	3,301,717.10	2,797,488.58	3,301,717.10		3.782	6.360	162,810.87	0.00	162,810.87
			Subtotal	**3,301,717.10**	**2,797,488.58**	**3,301,717.10**			**6.360**	**162,810.87**	**0.00**	**162,810.87**
Fund: Student Activity												
TX ACT-0004	10240	STUACT	RRP	494,276.57	476,828.44	494,276.57		3.782	3.999	17,448.13	0.00	17,448.13
MB ACT 7627	10241	STUACT	RR2	260,103.34	179,815.47	260,103.34		0.050	0.083	137.12	0.00	137.12
			Subtotal	**754,379.91**	**656,643.91**	**754,379.91**			**2.927**	**17,585.25**	**0.00**	**17,585.25**
			Total	**243,062,929.59**	**237,866,781.97**	**241,318,560.97**			**4.401**	**5,005,902.81**	**3,549,319.85**	**8,555,222.66**

Statement Disclosures

The information provided in this report was created by HUB Investment Partners utilizing data from your custodian that is considered reliable. HUB Investment Partners is relying on the information provided by your custodian; HUB Investment Partners has not audited or otherwise verified the accuracy of the methodology, calculations, or information in this report. As a result, the methodology, calculations, and information presented in the report are not guaranteed by HUB Investment Partners.

HUB Investment Partners is independent of your custodian.

You should consider the account statements received directly from your account custodian as the prevailing document for your account. Please review the information contained on this statement against the statement provided to you from the account custodian or product sponsor. The reported value on your account statement you received from the account custodian may differ from the reported value on this quarterly statement due to a variety of factors including the treatment of accrued income and dividends, rounding and other considerations. If there is any unexplained discrepancy between this statement and the account statement you received from the account custodian, please immediately contact HUB Investment Partners and/or your account custodian. Discrepancies should be reported to HUB Investment Partners via telephone at 512-600-5268.

The account portfolio or assets in the account are valued at the starting and ending points of the period. Cash flows are included in the calculation based on when they occurred during the period.

Performance data quoted represents past performance and does not guarantee future results. The investment return and principal of an investment will fluctuate so that an investor's shares when redeemed may be worth more or less than their original cost. All investments have investment risks such as fluctuation in investment principal including the complete loss of principal invested. The values represented in the report may not reflect the original cost of a client's initial investment. HUB Investment Partners standard reporting does not reflect reinvestment of dividends and other earnings in the performance numbers, unless the account holder specifically asks for inclusion of such earnings. Performance report calculations and figures should not be relied upon for tax purposes.

If you have any changes in your financial situation, risk tolerance, investment objectives or if you wish to impose or modify any reasonable restrictions on the management of your account(s), please contact HUB Investment Partners immediately. Also, please contact us if you would like a current copy of our Disclosure Document, which includes a description of the advisory services we offer.

This material is not intended to present an opinion on legal or tax matters. Please consult with your attorney or tax advisor and compare this document to your custodial statement for accuracy, as applicable.

Action Sheet

MEETING DATE: **August 26, 2026**

AGENDA ITEM: Discuss and consider approval of the 2026-2027 General Operating, Debt Service and School Nutrition budgets by fund and function.

The Board has heard numerous budget presentations during regularly scheduled Board meetings and Finance Committee Meetings over the past several months. The proposed budgets for adoption are the final result of all revisions.

As required in H.B. 5 of the 83rd Legislative Session, and in accordance with the Commissioner's letter dated April 9, 2014, the District has separately budgeted and prioritized its state compensatory education funds to sufficiently support the cost of additional accelerated instruction for students who fail to perform satisfactorily on an EOC assessment. In addition, as required by the 2015 legislative session, stipends are now included in the budget for the Board's approval. With HB 3, the funding formula now uses current year property values instead of prior year, thus there are no issues caused by the lag. This is noted here as required by TEA because it is an indicator of the District's FIRST Rating. In addition, GISD's Truth in Taxation worksheets are now required to be submitted with the budget approval agenda item; they are attached for your review.

Our budget adoption procedure allows for funds to be transferred within a function. Once the budget is legally adopted, funds are considered available for expenditures as of September 1, 2026.

RECOMMENDATION: I move that the Board of Trustees approve the 2026-2027 General Operating, Debt Service, and School Nutrition Budgets by fund and function, and the stipend list, as presented.

Matthew Neighbors, Ed. D.
Superintendent

Jeff Martello
Chief Financial Officer

GALVESTON INDEPENDENT SCHOOL DISTRICT
2026-2027
Budgets For Adoption - ALL FUNDS

	General Fund	Debt Service	Food Service
	Proposed	Proposed	Proposed
REVENUES			
5711 Current Property Taxes	90,393,922	21,638,000	
5712 Delinquent Prop. Taxes	1,200,000	300,000	
5719 Other Tax Revenue	1,200,000	250,000	
5739 Tuition & Fees	100,000		
5742 Interest	2,500,000	280,000	125,000
5743 Rent	38,000		
5744 Gifts and Bequests	10,000		
5745 Insurance Recovery	5,000		
5749 Local Sources	600,000		
5751 Food Service Sales			300,000
5752 Athletic Activity	145,000		
5755 Community Education			
5811 Per Capita Apportionment	3,482,047		
5812 Foundation School Program	1,651,860		
5826 Pre-K State Program			
5829 Revenues From TEA		1,700,000	22,000
5831 TRS On-Behalf	3,444,754		
5919 Federal Revenue-NonState/Fed			
5921 School Breakfast Prog			1,400,000
5922 Nat'l School Lunch Prog			3,400,000
5923 USDA Commodities			382,000
5929 Federal Revenue flow-thru TEA	260,000		
5931 SHARS	300,000		
5932 Medicaid Adminitrative Claims	45,000		
5939 Federal Revenue not thru TEA			450,000
5949 Federal Revenue (direct)	81,000		
7915 Transfers In	15,000		
TOTAL REVENUES	**105,471,583**	**24,168,000**	**6,079,000**
EXPENDITURES			
11 Instruction	45,035,974		
12 Instructional Resources	352,288		
13 Curr & Inst Staff Dev	580,989		
21 Instructional Leadership	1,396,888		
23 School Leadership	4,103,872		
31 Guidance/Counseling	2,271,567		
32 Social Work Services	138,499		
33 Health Services	903,378		
34 Student Transportation	4,055,984		
35 Food Services	0		6,641,216
36 Extracurr Activities	1,969,000		
41 General Admininistration	3,502,026		
51 Maintenance and Operations	9,642,100		50,000
52 Security and Monitoring	1,411,175		
53 Data Processing Svcs	2,105,006		
61 Community Services	73,604		
71 Debt Service	110,000	23,889,734	
81 Construction	149,500		
91 Recapture	27,619,731		
93 Shared Services	50,000		
99 Intergov Charges	1,200,000		
8911 Transfers Out	0		
TOTAL EXPENDITURES	**$ 106,671,583**	**$ 23,889,734**	**$ 6,691,216**
BUDGET SURPLUS (DEFICIT)	**(1,200,000)**	**278,266**	**(612,216)**

GALVESTON INDEPENDENT SCHOOL DISTRICT
2026-2027
BUDGET STATISTICS

GENERAL FUND

	2026-2027 PROPOSED BUDGET	2025-2026 REVISED BUDGET
PERCENT OF REVENUE FROM LOCAL SOURCES	91.2%	91.9%
PERCENT OF REVENUE FROM STATE SOURCES	8.1%	7.4%
PERCENT OF REVENUE FROM FEDERAL SOURCES	0.7%	0.7%
PERCENT OF REVENUE OTHER SOURCES/OPERATING TRANSFER IN	0.0%	0.0%
	100.0%	100.0%

AS A PERCENT OF TOTAL EXPENDITURE BUDGET BY FUNCTION:

INSTRUCTION	42.2%	40.3%
INSTRUCTIONAL RESOURCES	0.3%	0.3%
CURR & INST STAFF DEVELOPMENT	0.5%	0.6%
INSTRUCTIONAL LEADERSHIP	1.3%	1.4%
SCHOOL LEADERSHIP	3.8%	3.6%
GUIDANCE/COUNSELING	2.1%	2.3%
SOCIAL WORK SERVICES	0.1%	0.1%
HEALTH SERVICES	0.8%	0.8%
STUDENT TRANSPORTATION	3.8%	3.8%
EXTRACURR ACTIVITIES	1.8%	1.8%
GENERAL ADMINISTRATION	3.3%	3.3%
MAINTENANCE & OPERATIONS	9.0%	9.1%
SECURITY & MONITORING	1.3%	1.3%
DATA PROCESSING SERVICES	2.0%	2.1%
COMMUNITY SERVICES	0.1%	0.8%
RECAPTURE	25.9%	27.2%
SHARED SERVICES	0.0%	0.0%
INTERGOV CHARGES	1.1%	1.0%
	99.8%	99.7%

GALVESTON INDEPENDENT SCHOOL DISTRICT
2026-2027
BUDGET FOR ADOPTION

GENERAL FUND

REVENUES	
LOCAL & INTERMEDIATE SOURCES	$ 96,191,922
STATE PROGRAM REVENUES	$ 8,578,661
FEDERAL PROGRAM REVENUES	$ 686,000
OTHER RESOURCES / OPERATING TRANSFER IN	$ 15,000
TOTAL REVENUES	$ 105,471,583
EXPENDITURES	
FUNCTION: 11 INSTRUCTION	$ 45,035,974
FUNCTION: 12 INSTRUCTIONAL RESOURCES	$ 352,288
FUNCTION: 13 CURRICULUM & STAFF DEVELOPMENT	$ 580,989
FUNCTION: 21 INSTRUCTIONAL ADMINISTRATION	$ 1,396,888
FUNCTION: 23 SCHOOL ADMINISTRATION	$ 4,103,872
FUNCTION: 31 GUIDANCE & COUNSELING	$ 2,271,567
FUNCTION: 32 SOCIAL WORK SERVICES	$ 138,499
FUNCTION: 33 HEALTH SERVICES	$ 903,378
FUNCTION: 34 STUDENT TRANSPORTATION	$ 4,055,984
FUNCTION: 35 FOOD SERVICES	$ -
FUNCTION: 36 COCURRICULAR	$ 1,969,000
FUNCTION: 41 GENERAL ADMINISTRATION	$ 3,502,026
FUNCTION: 51 PLANT MAINTENANCE	$ 9,642,100
FUNCTION: 52 SECURITY AND MONITORING SERVICES	$ 1,411,175
FUNCTION: 53 DATA SERVICES	$ 2,105,006
FUNCTION: 61 COMMUNITY SERVICES	$ 73,604
FUNCTION: 71 DEBT SERVICES	$ 110,000
FUNCITON: 81 FACILITIES ACQUISITION & CONSTRUCTION	$ 149,500
FUNCTION: 91 RECAPTURE	$ 27,619,731
FUNCTION: 93 PAYMENTS TO FISCAL AGENT	$ 50,000
FUNCTION: 99 OTHER GOVERNMENTAL CHARGES	$ 1,200,000
TOTAL EXPENDITURES	$ 106,671,583
OTHER USES / NON-OPERATING EXPENSES	$ -
TOTAL EXPENDITURES & OTHER USES	$ 106,671,583
EXCESS (DEFICIENCY) OF REVENUES OVER (UNDER) EXPENDITURES	$ (1,200,000)

GALVESTON INDEPENDENT SCHOOL DISTRICT
2026/2027 - 2025/2026
BUDGETARY COMPARISON

GENERAL FUND

	2026-2027 PROPOSED BUDGET	2025-2026 ORIGINAL BUDGET	INCREASE (DECREASE)
REVENUES			
LOCAL & INTERMEDIATE SOURCES	96,191,922	96,715,561	(523,639)
STATE PROGRAM REVENUES	8,578,661	7,739,185	839,475
FEDERAL PROGRAM REVENUES	686,000	785,500	(99,500)
OPERATING TRANSFER IN (ESSER II)	15,000	15,000	-
TOTAL REVENUES	105,471,583	105,255,246	216,336
EXPENDITURES			
FUNCTION: 11 INSTRUCTION	45,035,974	42,993,607	2,042,367
FUNCTION: 12 INSTRUCTIONAL RESOURCES	352,288	346,921	5,367
FUNCTION: 13 CURRICULUM & STAFF DEVELOPMENT	580,989	643,246	(62,257)
FUNCTION: 21 INSTRUCTIONAL ADMINISTRATION	1,396,888	1,534,120	(137,232)
FUNCTION: 23 SCHOOL ADMINISTRATION	4,103,872	3,874,616	229,256
FUNCTION: 31 GUIDANCE & COUNSELING	2,271,567	2,401,981	(130,414)
FUNCTION: 32 SOCIAL WORK SERVICES	138,499	63,053	75,446
FUNCTION: 33 HEALTH SERVICES	903,378	888,773	14,605
FUNCTION: 34 STUDENT TRANSPORTATION	4,055,984	4,051,863	4,121
FUNCTION: 35 FOOD SERVICES	-	-	-
FUNCTION: 36 COCURRICULAR	1,969,000	1,908,624	60,377
FUNCTION: 41 GENERAL ADMINISTRATION	3,502,026	3,469,470	32,556
FUNCTION: 51 PLANT MAINTENANCE	9,642,100	9,648,127	(6,027)
FUNCTION: 52 SECURITY AND MONITORING SERVICES	1,411,175	1,389,497	21,678
FUNCTION: 53 DATA SERVICES	2,105,006	2,219,620	(114,614)
FUNCTION: 61 COMMUNITY SERVICES	73,604	827,764	(754,160)
FUNCTION: 71 DEBT SERVICES	110,000	110,000	-
FUNCITON: 81 FACILITIES ACQUISITION & CONSTRUCTION	149,500	175,000	(25,500)
FUNCTION: 91 RECAPTURE	27,619,731	28,963,914	(1,344,183)
FUNCTION: 93 PAYMENTS TO FISCAL AGENT	50,000	45,050	4,950
FUNCTION: 99 OTHER INTERGOVERNMENTAL CHARGES	1,200,000	1,050,000	150,000
TOTAL EXPENDITURES	106,671,583	106,605,246	66,337
OTHER USES / NON-OPERATING EXPENSES / TRANSFERS IN (OUT)	-	-	-
TOTAL EXPENDITURES & OTHER USES	106,671,583	106,605,246	66,337
EXCESS (DEFICIENCY) OF REVENUES OVER (UNDER)EXPENDITURES	(1,200,000)	(1,350,000)	149,999

GALVESTON INDEPENDENT SCHOOL DISTRICT
2026-2027
REVENUE BY SOURCE

GENERAL FUND

		2026-2027 PROPOSED BUDGET	2025-2026 ORIGINAL BUDGET	INCREASE (DECREASE)
5700 LOCAL & INTERMEDIATE SOURCES				
5711	**CURRENT TAXES**	90,393,922	90,788,080	(394,158)
5712	**DELINQUENT TAXES**	1,200,000	1,207,481	(7,481)
5719	**PENALTY & INTEREST**	1,200,000	1,015,000	185,000
5739	**TUITION & FEES**	100,000	90,000	10,000
5742	**INTEREST**	2,500,000	2,700,000	(200,000)
5743	**RENT**	38,000	45,000	(7,000)
5744	**GIFTS & BEQUESTS**	10,000	-	10,000
5745	**INSURANCE RECOVERY**	5,000	10,000	(5,000)
5749	**OTHER REVENUE FROM LOCAL SOURCES**	600,000	700,000	(100,000)
5752	**ATHLETIC ACTIVITY**	145,000	160,000	(15,000)
5757	**FEES FOR SERVICES PROVIDED**	-	-	-
TOTAL FROM LOCAL & INTERMEDIATE SOURCES		96,191,922	96,715,561	(523,639)
5800 STATE PROGRAM REVENUES				
5811	**AVAILABLE SCHOOL FUND**	3,482,047	2,631,954	850,093
5812	**FOUNDATION SCHOOL FUND**	1,651,860	1,570,361	81,499
5831	**TRS ON-BEHALF**	3,444,754	3,536,870	(92,117)
TOTAL FROM STATE PROGRAM REVENUES		8,578,661	7,739,185	839,475
5900 FEDERAL REVENUE DISTRIBUTED FROM FED. AGENCIES				
5919	**FEDERAL REVENUE -NONSTATE/FED**	-	500	(500)
5929	**FEDERAL REVENUE FROM TEA**	260,000	260,000	-
5931	**SCHOOL HEALTH AND RELATED SERVICES**	300,000	400,000	(100,000)
5932	**MEDICAID ADMINISTRATIVE CLAIMS**	45,000	50,000	(5,000)
5939	**REVENUE-OTHER STATE PAYMENTS**			
5949	**FEDERAL REVENUE-INDIRECT COST**	81,000	75,000	6,000
TOTAL FROM FEDERAL PROGRAM REVENUES		686,000	785,500	(99,500)
7000 OPERATING TRANSFER IN		15,000	15,000	-
TOTAL FOR GENERAL FUND		105,471,583	105,255,246	216,336

GALVESTON INDEPENDENT SCHOOL DISTRICT
2026-2027
EXPENDITURES BY FUNCTION AND MAJOR OBJECT

GENERAL FUND

		2026-2027 PROPOSED BUDGET	2025-2026 ORIGINAL BUDGET	INCREASE (DECREASE)
FUNCTION : 11 INSTRUCTION				
6100	**PAYROLL COSTS**	39,738,470	39,452,405	286,065
6200	**CONTRACTED SERVICES**	3,146,250	2,554,900	591,350
6300	**SUPPLIES AND MATERIALS**	809,333	773,831	35,502
6400	**OTHER COSTS**	1,314,921	212,471	1,102,450
6600	**CAPITAL OUTLAY**	27,000		27,000
TOTAL FOR FUNCTION 11		45,035,974	42,993,607	2,042,367
FUNCTION : 12 INSTRUCTIONAL RESOURCES				
6100	**PAYROLL COST**	312,874	305,757	7,117
6200	**CONTRACTED SERVICES**			
6300	**SUPPLIES AND MATERIALS**	39,414	41,164	(1,750)
6400	**OTHER COSTS**			
6600	**CAPITAL OUTLAY**			
TOTAL FOR FUNCTION 12		352,288	346,921	5,367
FUNCTION: 13 CURRICULUM & STAFF DEVELOPMENT				
6100	**PAYROLL COST**	333,239	323,446	9,793
6200	**CONTRACTED SERVICES**	165,750	221,050	(55,300)
6300	**SUPPLIES AND MATERIALS**	1,750	1,750	-
6400	**OTHER COSTS**	80,250	97,000	(16,750)
6600	**CAPITAL OUTLAY**			
TOTAL FOR FUNCTION 13		580,989	643,246	(62,257)
FUNCTION: 21 INSTRUCTIONAL ADMINISTRATION				
6100	**PAYROLL COST**	1,259,393	1,403,145	(143,752)
6200	**CONTRACTED SERVICES**	5,450	5,800	(350)
6300	**SUPPLIES AND MATERIALS**	94,900	73,180	21,720
6400	**OTHER COSTS**	37,145	51,995	(14,850)
6600	**CAPITAL OUTLAY**			
TOTAL FOR FUNCTION 21		1,396,888	1,534,120	(137,232)

GALVESTON INDEPENDENT SCHOOL DISTRICT
2026-2027
EXPENDITURES BY FUNCTION AND MAJOR OBJECT

GENERAL FUND

		2026-2027 PROPOSED BUDGET	2025-2026 ORIGINAL BUDGET	INCREASE (DECREASE)
FUNCTION : 23 SCHOOL ADMINISTRATION				
6100	**PAYROLL COST**	4,021,941	3,798,456	223,485
6200	**CONTRACTED SERVICES**	1,390	279	1,111
6300	**SUPPLIES AND MATERIALS**	40,240	34,277	5,963
6400	**OTHER COSTS**	40,301	41,604	(1,303)
6600	**CAPITAL OUTLAY**			
TOTAL FOR FUNCTION 23		4,103,872	3,874,616	229,256
FUNCTION : 31 GUIDANCE & COUNSELING				
6100	**PAYROLL COST**	2,179,132	2,316,197	(137,065)
6200	**CONTRACTED SERVICES**	3,100	3,100	-
6300	**SUPPLIES AND MATERIALS**	79,175	71,481	7,694
6400	**OTHER COSTS**	10,160	11,203	(1,043)
6600	**CAPITAL OUTLAY**			
TOTAL FOR FUNCTION 31		2,271,567	2,401,981	(130,414)
FUNCTION : 32 SOCIAL WORK SERVICES				
6100	**PAYROLL COST**	130,499	53,903	76,596
6200	**CONTRACTED SERVICES**			-
6300	**SUPPLIES AND MATERIALS**	5,000	6,150	(1,150)
6400	**OTHER COSTS**	3,000	3,000	-
6600	**CAPITAL OUTLAY**			
TOTAL FOR FUNCTION 32		138,499	63,053	75,446
FUNCTION: 33 HEALTH SERVICES				
6100	**PAYROLL COST**	788,970	770,469	18,501
6200	**CONTRACTED SERVICES**	100,000	97,800	2,200
6300	**SUPPLIES AND MATERIALS**	12,049	14,145	(2,096)
6400	**OTHER COSTS**	2,359	2,359	-
6600	**CAPITAL OUTLAY**	-	4,000	(4,000)
TOTAL FOR FUNCTION 33		903,378	888,773	14,605

GALVESTON INDEPENDENT SCHOOL DISTRICT
2026-2027
EXPENDITURES BY FUNCTION AND MAJOR OBJECT

GENERAL FUND

		2026-2027 PROPOSED BUDGET	2025-2026 ORIGINAL BUDGET	INCREASE (DECREASE)
FUNCTION: 34 STUDENT TRANSPORTATION				
6100	PAYROLL COST	3,365,984	3,344,863	21,121
6200	CONTRACTED SERVICES	64,900	69,900	(5,000)
6300	SUPPLIES AND MATERIALS	517,000	554,000	(37,000)
6400	OTHER COSTS	108,100	83,100	25,000
6600	CAPITAL OUTLAY			
TOTAL FOR FUNCTION 34		4,055,984	4,051,863	4,121
FUNCTION: 36 EXTRACURRICULAR ACTIVITIES				
6100	PAYROLL COST	1,317,747	1,273,893	43,855
6200	CONTRACTED SERVICES	149,350	143,350	6,000
6300	SUPPLIES AND MATERIALS	158,219	166,969	(8,750)
6400	OTHER COSTS	343,684	324,412	19,272
6600	CAPITAL OUTLAY			
TOTAL FOR FUNCTION 36		1,969,000	1,908,624	60,377
FUNCTION: 41 GENERAL ADMINISTRATION				
6100	PAYROLL COST	2,163,026	2,047,970	115,056
6200	CONTRACTED SERVICES	501,950	522,611	(20,661)
6300	SUPPLIES AND MATERIALS	419,550	540,700	(121,150)
6400	OTHER COSTS	417,500	358,189	59,311
6600	CAPITAL OUTLAY			
TOTAL FOR FUNCTION 41		3,502,026	3,469,470	32,556
FUNCTION: 51 PLANT MAINTENANCE				
6100	PAYROLL COST	4,430,400	4,508,677	(78,277)
6200	CONTRACTED SERVICES	2,228,500	2,086,069	142,431
6300	SUPPLIES AND MATERIALS	745,000	642,431	102,569
6400	OTHER COSTS	2,230,200	2,380,950	(150,750)
6600	CAPITAL OUTLAY	8,000	30,000	(22,000)
TOTAL FOR FUNCTION 51		9,642,100	9,648,127	(6,027)

GALVESTON INDEPENDENT SCHOOL DISTRICT
2026-2027
EXPENDITURES BY FUNCTION AND MAJOR OBJECT

GENERAL FUND

		2026-2027 PROPOSED BUDGET	2025-2026 ORIGINAL BUDGET	INCREASE (DECREASE)
FUNCTION: 52 SECURITY AND MONITORING SERVICE				
6100	PAYROLL COST	1,293,175	1,268,497	24,678
6200	CONTRACTED SERVICES	26,500	24,800	1,700
6300	SUPPLIES AND MATERIALS	78,000	82,560	(4,560)
6400	OTHER COSTS	13,500	13,640	(140)
6600	CAPITAL OUTLAY			
TOTAL FOR FUNCTION 52		1,411,175	1,389,497	21,678
FUNCTION: 53 DATA SERVICES				
6100	PAYROLL COST	1,493,506	1,557,670	(64,164)
6200	CONTRACTED SERVICES	107,900	213,550	(105,650)
6300	SUPPLIES AND MATERIALS	494,500	440,900	53,600
6400	OTHER COSTS	9,100	7,500	1,600
6600	CAPITAL OUTLAY			
TOTAL FOR FUNCTION 53		2,105,006	2,219,620	(114,614)
FUNCTION: 61 COMMUNITY SERVICES				
6100	PAYROLL COST	68,604	1,364	67,240
6200	CONTRACTED SERVICES	-	-	
6300	SUPPLIES AND MATERIALS	5,000	1,400	3,600
6400	OTHER COSTS	-	825,000	(825,000)
6600	CAPITAL OUTLAY	-	-	-
TOTAL FOR FUNCTION 61		73,604	827,764	(754,160)
FUNCTION: 71 DEBT SERVICE				
6100	PAYROLL COST			
6200	CONTRACTED SERVICES			
6300	SUPPLIES AND MATERIALS			
6400	OTHER COSTS			
6500	LEASE PURCHASE	110,000	110,000	-
6600	CAPITAL OUTLAY			
TOTAL FOR FUNCTION 71		110,000	110,000	-

GALVESTON INDEPENDENT SCHOOL DISTRICT
2026-2027
EXPENDITURES BY FUNCTION AND MAJOR OBJECT

GENERAL FUND

	2026-2027 PROPOSED BUDGET	2025-2026 ORIGINAL BUDGET	INCREASE (DECREASE)
FUNCTION: 81 FACILITIES ACQUISITION & CONSTRUCTION			
6100 PAYROLL COST			
6200 CONTRACTED SERVICES			
6300 SUPPLIES AND MATERIALS	125,000	125,000	-
6400 OTHER COSTS	24,500	50,000	(25,500)
6600 CAPITAL OUTLAY			
TOTAL FOR FUNCTION 81	149,500	175,000	(25,500)
FUNCTION: 91 RECAPTURE			
6100 PAYROLL COST			
6200 CONTRACTED SERVICES	27,619,731	28,963,914	(1,344,183)
6300 SUPPLIES AND MATERIALS			
6400 OTHER COSTS			
6600 CAPITAL OUTLAY			
TOTAL FOR FUNCTION 91	27,619,731	28,963,914	(1,344,183)
FUNCTION: 93 PAYMENTS TO FISCAL AGENT			
6100 PAYROLL COST			
6200 CONTRACTED SERVICES			
6300 SUPPLIES AND MATERIALS			
6400 OTHER COSTS	50,000	45,050	4,950
6600 CAPITAL OUTLAY			
TOTAL FOR FUNCTION 93	50,000	45,050	4,950
FUNCTION: 99 OTHER INTERGOVERNMENTAL CHARGES			
6100 PAYROLL COST			
6200 CONTRACTED SERVICES	1,200,000	1,050,000	150,000
6300 SUPPLIES AND MATERIALS			
6400 OTHER COSTS			
6600 CAPITAL OUTLAY			
TOTAL FOR FUNCTION 99	1,200,000	1,050,000	150,000
OPERATING TRANSFER INS (OUT)	-	-	-
TOTAL FOR GENERAL FUND	**106,671,583**	**106,605,246**	**66,337**

GALVESTON INDEPENDENT SCHOOL DISTRICT
2026-2027
EXPENDITURES BY FUNCTION AND MAJOR OBJECT

GENERAL FUND

		2026-2027 PROPOSED BUDGET	2025-2026 ORIGINAL BUDGET	INCREASE (DECREASE)
TOTAL FOR ALL FUNCTIONS BY MAJOR OBJECT				
6100	**PAYROLL COST**	62,896,962	62,426,712	470,250
6200	**CONTRACTED SERVICES**	35,320,771	35,957,123	(636,352)
6300	**SUPPLIES AND MATERIALS**	3,624,130	3,569,938	54,192
6400	**OTHER COSTS**	4,684,720	4,507,473	177,247
6500	**LEASE PURCHASE**	110,000	110,000	
6600	**CAPITAL OUTLAY**	35,000	34,000	1,000
8900	**OPERATING TRANSFER TO CAPITAL REPLACEMEN**	-	-	-
TOTAL		106,671,583	106,605,246	66,337

GALVESTON INDEPENDENT SCHOOL DISTRICT
2026/2027 - 2025/2026
BUDGETARY COMPARISON

DEBT SERVICE FUND

	2026-2027 PROPOSED BUDGET	2025-2026 ORIGINAL BUDGET	INCREASE (DECREASE)
REVENUES			
LOCAL & INTERMEDIATE SOURCES	22,468,000	22,720,320	(252,320)
STATE PROGRAM REVENUES	1,700,000	2,179,884	(479,884)
OTHER RESOURCES	-	-	-
TOTAL REVENUES	24,168,000	24,900,204	(732,204)
EXPENDITURES			
FUNCTION: 71 DEBT SERVICES	23,889,734	24,519,234	(629,500)
TOTAL EXPENDITURES	23,889,734	24,519,234	(629,500)
EXCESS (DEFICIENCY) OF REVENUES OVER (UNDER)EXPENDITURES	278,266	380,970	(102,704)

GALVESTON INDEPENDENT SCHOOL DISTRICT
2026-2027
BUDGET FOR ADOPTION

DEBT SERVICE FUND

REVENUES	
LOCAL & INTERMEDIATE SOURCES	$ 22,468,000
STATE PROGRAM REVENUES	$ 1,700,000
TOTAL REVENUES	$ 24,168,000
EXPENDITURES	
FUNCTION: 71 DEBT SERVICES	$ 23,889,734
TOTAL EXPENDITURES	$ 23,889,734
EXCESS (DEFICIENCY) OF REVENUES OVER (UNDER) EXPENDITURES	$ 278,266

GALVESTON INDEPENDENT SCHOOL DISTRICT
2026-2027
REVENUE BY SOURCE

DEBT SERVICE FUND

	2026-2027 PROPOSED BUDGET	2025-2026 ORIGINAL BUDGET	INCREASE (DECREASE)
5700 LOCAL & INTERMEDIATE SOURCES			
5711 CURRENT TAXES	21,638,000	22,076,700	(438,700)
5712 DELINQUENT TAXES	300,000	293,620	6,380
5719 PENALTY & INTEREST	250,000	125,000	125,000
5742 INTEREST	280,000	225,000	55,000
TOTAL FROM LOCAL & INTERMEDIATE SOURCES	22,468,000	22,720,320	(252,320)
5800 STATE PROGRAM REVENUES			
5826 INSTRUCTIONAL FACILITIES ALLOTMENT			
5826 EXISTING DEBT ALLOTMENT			
5829 HOLD HARMLESS DUE TO HOMESTEAD EXEMPTION	1,700,000	2,179,884	(479,884)
TOTAL FROM STATE PROGRAM REVENUES	1,700,000	2,179,884	(479,884)
7900 OTHER RESOURCES/NON-OPERATING REVENUES			
7916 PREMIUM ON BONDS			
7917 PREPAID INTEREST			
TOTAL FROM OTHER RESOURCES	-	-	-
TOTAL FOR DEBT SERVICE FUND	24,168,000	24,900,204	(732,204)

GALVESTON INDEPENDENT SCHOOL DISTRICT
2026-2027
EXPENDITURES BY FUNCTION AND MAJOR OBJECT

DEBT SERVICE FUND

	2026-2027 PROPOSED BUDGET	2025-2026 ORIGINAL BUDGET	INCREASE (DECREASE)
FUNCTION: 71 DEBT SERVICES			
6100 PAYROLL COST			
6200 CONTRACTED SERVICES			
6300 SUPPLIES AND MATERIALS			
6400 OTHER COSTS			
6500 DEBT SERVICE	23,889,734	24,519,234	(629,500)
TOTAL FOR FUNCTION	23,889,734	24,519,234	(629,500)
TOTAL FOR DEBT SERVICE FUND	23,889,734	24,519,234	(629,500)

GALVESTON INDEPENDENT SCHOOL DISTRICT
2026-2027
BUDGET FOR ADOPTION

FOOD SERVICE FUND

REVENUES		
LOCAL & INTERMEDIATE SOURCES	$	425,000
STATE PROGRAM REVENUES	$	22,000
OTHER RESOURCES	$	5,632,000
TOTAL REVENUES	$	6,079,000
EXPENDITURES		
FUNCTION: 35 FOOD SERVICES	$	6,641,216
FUNCTION: 51 MAINTENANCE	$	50,000
TOTAL EXPENDITURES	$	6,691,216
EXCESS (DEFICIENCY) OF REVENUES OVER (UNDER) EXPENDITURES	$	(612,216)

GALVESTON INDEPENDENT SCHOOL DISTRICT
2026/2027 - 2025/2026
BUDGETARY COMPARISON

FOOD SERVICE FUND

	2026-2027 PROPOSED BUDGET	2025-2026 ORIGINAL BUDGET	INCREASE (DECREASE)
REVENUES			
LOCAL & INTERMEDIATE SOURCES	425,000	375,000	50,000
STATE PROGRAM REVENUES	22,000	21,000	1,000
OTHER RESOURCES	5,632,000	5,603,872	28,128
TOTAL REVENUES	6,079,000	5,999,872	79,128
EXPENDITURES			
FUNCTION: 35 FOOD SERVICES	6,641,216	6,623,241	17,975
FUNCTION: 51 MAINTENANCE	50,000	50,000	-
TOTAL EXPENDITURES	6,691,216	6,673,241	17,975
EXCESS (DEFICIENCY) OF REVENUES OVER (UNDER)EXPENDITURES	(612,216)	(673,369)	61,153

GALVESTON INDEPENDENT SCHOOL DISTRICT
2026-2027
REVENUE BY SOURCE

FOOD SERVICE FUND

	2026-2027 PROPOSED BUDGET	2025-2026 ORIGINAL BUDGET	INCREASE (DECREASE)
5700 LOCAL & INTERMEDIATE SOURCES			
5742 INTEREST	125,000	100,000	25,000
5749 DISTRICT CATERING	-	-	-
5751 FOOD SERVICE SALES	300,000	275,000	25,000
TOTAL FROM LOCAL & INTERMEDIATE SOURCES	425,000	375,000	50,000
5800 STATE PROGRAM REVENUES			
5829 OTHER	22,000	21,000	1,000
TOTAL FROM STATE PROGRAM REVENUES	22,000	21,000	1,000
5900 FEDERAL PROGRAM REVENUES			
5921 NATIONAL SCHOOL BREAKFAST PROGRAM	1,400,000	1,350,000	50,000
5922 NATIONAL SCHOOL LUNCH PROGRAM	3,400,000	3,400,000	-
5923 USDA COMMODITIES	382,000	403,872	(21,872)
5939 FROM OTHER STATE AGENCIES - FEMA	450,000	450,000	-
5949 FEDERAL REVENUE			-
TOTAL FROM OTHER RESOURCES	5,632,000	5,603,872	28,128
TOTAL FOR FOOD SERVICE FUND	6,079,000	5,999,872	79,128

GALVESTON INDEPENDENT SCHOOL DISTRICT
2026-2027
EXPENDITURES BY FUNCTION AND MAJOR OBJECT

FOOD SERVICE FUND

		2026-2027 PROPOSED BUDGET	2025-2026 ORIGINAL BUDGET	INCREASE (DECREASE)
FUNCTION: 35 FOOD SERVICES				
6100	**PAYROLL COST**	2,656,216	2,666,619	(10,403)
6200	**CONTRACTED SERVICES**	151,500	144,250	7,250
6300	**SUPPLIES AND MATERIALS**	3,427,500	3,491,872	(64,372)
6400	**OTHER COSTS**	6,000	5,500	500
6600	**CAPITAL OUTLAY**	400,000	315,000	85,000
TOTAL FOR FUNCTION		6,641,216	6,623,241	17,975
FUNCTION: 51 MAINTENANCE				
6100	**PAYROLL COST**			
6200	**CONTRACTED SERVICES**	50,000	50,000	-
6300	**SUPPLIES AND MATERIALS**			
6400	**OTHER COSTS**			
6600	**CAPITAL OUTLAY**			
TOTAL FOR FUNCTION		50,000	50,000	-
TOTAL FOR FOOD SERVICE FUND		6,691,216	6,673,241	17,975

Taxpayer Impact Statement

Fiscal Year (Tax Year)	Median-Valued Homestead	Tax Rate Per $100 of Value	Estimated Property Tax Bill
FY 2025-2026 (TY 2025)	$377,495	Adopted 2025 Tax Rate: $0.841500	$3,176.62
FY 2026-2027 (TY 2026)	$354,635	Proposed 2026 tax rate based on the proposed budget for 2026-27: $0.849713	$3,013.38

Action Sheet

MEETING DATE: **August 26, 2026**

AGENDA ITEM: Discuss and Consider Approval of Resolution to Adopt the 2026 Tax Rate

Texas Property Tax Code, Section 26.05(a) Tax Rate "The governing body of each taxing unit, before the later of September 30th or the 60th day after the date the certified appraisal roll is received by the taxing unit, shall adopt a tax rate for the current tax year and shall notify the assessor for the unit of the rate adopted. The tax rate consists of two components, each of which must be approved separately."

Furthermore, the "Truth in Taxation" requirements of school districts in Texas require the opportunity for the Board of Trustees to discuss the proposed budget and tax rate before approving these for the school year. Therefore, a public hearing for community input in regard to taxation is provided regardless of whether the tax levy is increasing, decreasing, or remaining the same. To comply with these requirements, the Board of Trustees will conduct their public hearing at their regular meeting on August 26, 2026, at 6:00 p.m.

The Resolution setting the tax rate is attached for your review along with a copy of the Notice, the Certified Truth in Taxation Worksheets, and the letter from TEA giving approval to move forward with tax rate adoption. This year's Proposed Tax Rates which were approved by the Board on August 5, 2026, are as follows:

Maintenance and Operations:	$0.676900 (same amount from the prior year)
Interest and Sinking Fund:	$0.172813 (an increase of $0.008213 from the prior year)
Total Proposed Rate	**$0.849713 (an increase of $0.008213 from the prior year)**

This year's proposed tax rate does not exceed the no-new-revenue tax rate. A motion to adopt an ordinance, resolution, or order setting the tax rate does not require the language about "tax increase" as stated in §26.05(b) of Property Tax Code. The vote on the ordinance, resolution, or order setting the tax rate must be a record vote.

RECOMMENDATION: I move that the Board of Trustees of Galveston Independent School District adopt a Maintenance & Operations Tax Rate of $0.676900, and an Interest & Sinking Tax Rate of $0.172813 for a total tax rate of $0.849713 for Tax Year 2026. This year's proposed tax rate does not exceed the no-new-revenue tax rate.

Matthew Neighbors, Ed. D.
Superintendent

Jeff Martello
Chief Financial Officer

NOTICE OF PUBLIC MEETING TO DISCUSS BUDGET AND PROPOSED TAX RATE

The Galveston Independent School District will hold a public meeting at 6:00 PM, August 26, 2026 in Galveston ISD Board Room, 3904 Avenue T, Galveston, TX 77550. **The purpose of this meeting is to discuss the school district's budget that will determine the tax rate that will be adopted. Public participation in the discussion is invited.**

The tax rate that is ultimately adopted at this meeting or at a separate meeting at a later date may not exceed the proposed rate shown below unless the district publishes a revised notice containing the same information and comparisons set out below and holds another public meeting to discuss the revised notice.

Maintenance Tax	$0.676900/$100 (proposed rate for maintenance and operations)
School Debt Service Tax Approved by Local Voters	$0.172813/$100 (proposed rate to pay bonded indebtedness)

Comparison of Proposed Budget with Last Year's Budget

The applicable percentage increase or decrease (or difference) in the amount budgeted in the preceding fiscal year and the amount budgeted for the fiscal year that begins during the current tax year is indicated for each of the following expenditure categories.

Maintenance and operations	0.20 % increase
Debt Service	-2.57 % decrease
Total Expenditures	-0.32 % decrease

Total Appraised Value and Total Taxable Value (as calculated under Section 26.04, Tax Code)

	Preceding Tax Year	Current Tax Year
Total appraised value* of all property	$22,333,613,752	$21,420,045,572
Total appraised value* of new property**	$367,538,060	$186,457,460
Total taxable value*** of all property	$14,281,722,173	$13,998,775,491
Total taxable value*** of new property**	$242,627,380	$136,423,551

*Appraised value is the amount shown on the appraisal roll and defined by Section 1.04(8), Tax Code.
** "New property" is defined by Section 26.012(17), Tax Code.
*** "Taxable value" is defined by Section 1.04(10), Tax Code.

Bonded Indebtedness

Total amount of outstanding and unpaid bonded indebtedness* $308,540,000

*Outstanding principal.

Comparison of Proposed Rates with Last Year's Rates

	Maintenance & Operations	Interest & Sinking Fund*	Total	Local Revenue Per Student	State Revenue Per Student
Last Year's Rate	$0.676900	$0.164600	$0.841500	$21,025	$1,079
Rate to Maintain Same Level of Maintenance & Operations Revenue & Pay Debt Service	$0.680300	$0.168713	$0.849013	$21,154	$1,203
Proposed Rate	$0.676900	$0.172813	$0.849713	$21,171	$1,202

*The Interest & Sinking Fund tax revenue is used to pay for bonded indebtedness on construction, equipment, or both. The bonds, and the tax rate necessary to pay those bonds, were approved by the voters of this district.

Comparison of Proposed Levy with Last Year's Levy on Average Residence

	Last Year	This Year
Average Market Value of Residences	$384,359	$392,783
Average Taxable Value of Residences	$78,283	$105,495
Last Year's Rate Versus Proposed Rate per $100 Value	$0.841500	$0.849713
Taxes Due on Average Residence	$658.75	$896.40
Increase (Decrease) in Taxes		$237.65

Under state law, the dollar amount of school taxes imposed on the residence homestead of a person 65 years of age or older or of the surviving spouse of such a person, if the surviving spouse was 55 years of age or older when the person died, may not be increased above the amount paid in the first year after the person turned 65, regardless of changes in tax rate or property value.

Notice of Voter-Approval Rate: The highest tax rate the district can adopt before requiring voter approval at an election is $0.849713. This election will be automatically held if the district adopts a rate in excess of the voter-approval rate of $0.849713.

Fund Balances

The following estimated balances will remain at the end of the current fiscal year and are not encumbered with or by a corresponding debt obligation, less estimated funds necessary for operating the district before receipt of the first state aid payment.

Maintenance and Operations Fund Balance(s)	$41,456,788
Interest & Sinking Fund Balance(s)	$5,244,664

A school district may not increase the district's maintenance and operations tax rate to create a surplus in maintenance and operations tax revenue for the purpose of paying the district's debt service.

Visit Texas.gov/PropertyTaxes to find a link to your local property tax database on which you can easily access information regarding your property taxes, including information about proposed tax rates and scheduled public hearings of each entity that taxes your property.

The 86th Texas Legislature modified the manner in which the voter-approval tax rate is calculated to limit the rate of growth of property taxes in the state.

2026 Tax Rate Calculation Worksheet

Form 50-859

School Districts without Chapter 313 and JETI Agreements

Galveston Independent School District	409-766-5137
School District's Name	Phone *(area code and number)*
PO Box 660, Galveston, Texas 77553	www.gisd.org
School District's Address, City, State, ZIP Code	School District's Website Address

GENERAL INFORMATION: Tax Code Section 26.04(c) requires an officer or employee designated by the governing body to calculate the no-new-revenue tax rate and voter-approval tax rate for the taxing unit. These tax rates are expressed in dollars per $100 of taxable value calculated. The calculation process starts after the chief appraiser delivers to the taxing unit the certified appraisal roll or certified estimate of value and the estimated values of properties under protest.The designated officer or employee shall submit the rates to the governing body by August 7 or as soon thereafter as practicable. Tax Code Section 26.04(e-1) does not require school districts to certify tax rate calculations or comply with certain Tax Code notice requirements. School districts are required to provide notice regarding tax rate calculations pursuant to Education Code Chapter 44.

This worksheet is for **school districts without Tax Code Chapter 313 or Government Code Chapter 403, Subchapter T, Texas Jobs, Energy, Technology, and Innovation Act (JETI) agreements only.** School districts that have a Chapter 313 or JETI agreement should use Comptroller Form 50-884 *Tax Rate Calculation Worksheet, School Districts with Chapter 313 and JETI Agreements.*

Water districts as defined under Water Code Section 49.001(1) do not use this form. Use Comptroller Form 50-858 *Water District Voter-Approval Tax Rate Worksheet for Low Tax Rate and Developing Districts* or Comptroller Form 50-860 *Developed Water District Voter-Approval Tax Rate Worksheet.*

All other taxing units should use Comptroller Form 50-856 *Tax Rate Calculation, Taxing Units Other Than School Districts or Water Districts*.

The Comptroller's office provides this worksheet to assist taxing units in determining tax rates. The Texas Education Agency (TEA) provides detailed information on and guidance to school districts in calculating their tax rates. Please review and rely on information provided by TEA when completing this worksheet. Additionally, the information provided in this worksheet is offered as technical assistance and not legal advice. Taxing units should consult legal counsel for interpretations of law regarding tax rate preparation and adoption.

Taxing units must include a hyperlink to a document that evidences the accuracy of each entry in the worksheet other than an entry making a mathematical calculation. [1] Source materials must contain data for all worksheets used.

Insert hyperlink:

https://www.galvestoncountytx.gov/our-county/tax-assessor-collector/property-tax/truth-in-taxation/-fsiteid-1#!/

SECTION 1: No-New-Revenue Tax Rate

The no-new-revenue (NNR) tax rate enables the public to evaluate the relationship between taxes for the prior year and for the current year based on a tax rate that would produce the same amount of revenue if applied to the same properties that are taxed in both years (no new taxes). When appraisal values increase, the NNR tax rate should decrease.

Line	No-New-Revenue Tax Rate Worksheet	Amount/Rate
1.	**Prior year total taxable value.** Enter the amount of the prior year taxable value on the prior year tax roll today. Include any adjustments since last year's certification; exclude one-fourth and one-third over-appraisal corrections made under Tax Code Section 25.25(d) from these adjustments. Exclude any property value subject to an appeal under Chapter 42 as of July 25 (will add undisputed value in Line 6). This total includes the taxable value of homesteads with tax ceilings (will deduct in Line 2). [2]	$ 14,281,722,173
2.	**Prior year tax ceilings.** Enter the prior year total taxable value of homesteads with tax ceilings. These include the homesteads of homeowners age 65 or older or disabled. [3]	$ 731,767,536
3.	**Preliminary prior year adjusted taxable value.** Subtract Line 2 from Line 1.	$ 13,549,954,637
4.	**Prior year total adopted tax rate**.	$ 0.841500 /$100
5.	**Prior year taxable value lost because court appeals of ARB decisions reduced prior year appraised value.** **A. Original prior year ARB values:** ..... $ 240,776,238 **B. Prior year values resulting from final court decisions:** ..... – $ 204,173,950 **C. Prior year value loss.** Subtract B from A. [4]	$ 36,602,288

[1] Tex. Tax Code §§5.07(g)(4) and 26.04(d-1)
[2] Tex. Tax Code §26.012(14)
[3] Tex. Tax Code §26.012(14)
[4] Tex. Tax Code §26.012(13)

Line	No-New-Revenue Tax Rate Worksheet	Amount/Rate
6.	**Prior year taxable value subject to an appeal under Chapter 42, as of July 25.** **A. Prior year ARB certified value:** ..... $ 0 **B. Prior year disputed value:** ..... – $ 0 **C. Prior year undisputed value.** Subtract B from A. [5]	$ 0
7.	**Prior year Chapter 42-related adjusted values.** Add Line 5 and 6.	$ 36,602,288
8.	**Prior year taxable value, adjusted for actual and potential court-ordered adjustments.** Add Line 3 and Line 7.	$ 13,586,556,925
9.	**Prior year taxable value of property in territory the school deannexed after Jan. 1, of the prior year.** Enter the prior year value of property in deannexed territory. [6]	$ 171,490
10.	**Prior year taxable value lost because property first qualified for an exemption in the current year.** If the school district increased an original exemption, use the difference between the original exempted amount and the increased exempted amount. Do not include value lost due to freeport goods-in-transit, or temporary disaster exemptions. Note that lowering the amount or percentage of an existing exemption in the current year does not create a new exemption or reduce taxable value. **A. Absolute exemptions.** Use prior year market value: ..... $ 3,934,440 **B. Partial exemptions.** Current year exemption amount or current year percentage exemption times prior year value:.. + $ 193,211,072 **C. Value loss.** Add A and B. [7]	$ 197,145,512
11.	**Prior year taxable value lost because property first qualified for agricultural appraisal (1-d or 1-d-1), timber appraisal, recreational/ scenic appraisal or public access airport special appraisal in the current year.** Use only properties that qualified in the current year for the first time; do not use properties that qualified in the prior year. **A. Prior year market value.** ..... $ 809,512 **B. Current year productivity or special appraised value:** ..... - $ 540 **C. Value loss.** Subtract B from A. [8]	$ 808,972
12.	**Total adjustments for lost value.** Add Lines 9, 10C and 11C.	$ 198,125,974
13.	**Adjusted prior year taxable value.** Subtract Line 12 from Line 8.	$ 13,388,430,951
14.	**Adjusted prior year total levy.** Multiply Line 4 by Line 13 and divide by $100.	$ 112,663,646
15.	**Taxes refunded for years preceding prior year.** Enter the amount of taxes refunded by the district for tax years preceding the prior year. Types of refunds include court decisions, Tax Code Section 25.25(b) and (c) corrections and Tax Code Section 31.11 payment errors. Do not include refunds for the prior tax year. This line applies only to tax years preceding the prior tax year. [9]	$ 456,274
16.	**Adjusted prior year levy with refunds.** Add Line 14 and Line 15. [10] Note: If the governing body of the school district governs a junior college district in a county with a population of more than two million, subtract the amount of taxes the governing body dedicated to the junior college district in the prior year from the result.	$ 113,119,920

[5] Tex. Tax Code §26.012(13)
[6] Tex. Tax Code §26.012(15)
[7] Tex. Tax Code §26.012(15)
[8] Tex. Tax Code §26.012(15)
[9] Tex. Tax Code §26.012(13)
[10] Tex. Tax Code §26.012(13)

Line	No-New-Revenue Tax Rate Worksheet	Amount/Rate
17.	**Total current year taxable value on the current year certified appraisal roll today.** This value includes only certified values and includes the total taxable value of homesteads with tax ceilings (will deduct in line 19). These homesteads include homeowners age 65 or older or disabled. [11] **A. Certified values.**[12] ..... $ 13,208,973,174 **B. Pollution control and energy storage system exemption:** Deduct the value of property exempted for the current tax year for the first time as pollution control or energy storage system property: ..... - $ 0 **C. Total current year value.** Subtract B from A.	$ 13,208,973,174
18.	**Total value of properties under protest or not included on certified appraisal roll.** [13] **A. Current year taxable value of properties under protest.** The chief appraiser certifies a list of properties still under ARB protest. The list shows the appraisal district's value and the taxpayer's claimed value, if any, or an estimate of the value if the taxpayer wins. For each of the properties under protest, use the lowest of these values. Enter the total value under protest. [14] ..... $ 789,802,317 **B. Current year value of properties not under protest or included on certified appraisal roll.** The chief appraiser givesschool districts a list of those taxable properties that the chief appraiser knows about but are not included in theappraisal roll certification. These properties are also not on the list of properties that are still under protest. On thislist of properties, the chief appraiser includes the market value, appraised value and exemptions for the preceding year and a reasonable estimate of the market value, appraised value and exemptions for the current year. Use the lower market, appraised or taxable value (as appropriate). Enter the total value not on the roll. [15] ..... + $ 0 **C. Total value under protest or not certified.** Add A and B.	$ 789,802,317
19.	**Current year tax ceilings.** Enter current year total taxable value of homesteads with tax ceilings. These include the homesteads of homeowners age 65 or older or disabled.[16]	$ 718,127,456
20.	**Anticipated contested value.** Affected taxing units enter the contested taxable value for all property that is subject to anticipated substantial litigation.[17] An affected taxing unit is wholly or partly located in a county that has a population of less than 500,000 and is located on the Gulf of Mexico.[18] If completing this section, the taxing unit must include supporting documentation in Section 6.[19] Taxing units that are not affected, enter 0.	$ 0
21.	**Current year total taxable value.** Add Lines 17C and 18C. Subtract Lines 19 and 20.[20]	$ 13,280,648,035
22.	**Total current year taxable value of properties in territory annexed after Jan. 1, of the prior year.** Include both real and personal property. Enter the current year value of property in territory annexed by the school district.	$ 0
23.	**Total current year taxable value of new improvements and new personal property located in new improvements.** New means the item was not on the appraisal roll in the prior year. An improvement is a building, structure, fixture or fence erected on or affixed to land. New additions to existing improvements may be included if the appraised value can be determined. New personal property in a new improvement must have been brought into the school district after Jan. 1, of the prior year, and be located in a new improvement.	$ 136,423,551
24.	**Total adjustments to the current year taxable value.** Add lines 22 and 23.	$ 136,423,551
25.	**Adjusted current year taxable value.** Subtract line 24 from line 21.	$ 13,144,224,484
26.	**Current year NNR tax rate.** Divide line 16 by line 25 and multiply by $100.	$ 0.860605 /$100

[11] Tex. Tax Code §§26.012 and 26.04(c-2)
[12] Tex. Tax Code §26.012(6)
[13] Tex. Tax Code §26.01(c) and (d)
[14] Tex. Tax Code §26.01(c)
[15] Tex. Tax Code §26.01(d)
[16] Tex. Tax Code §26.012(6)(B)
[17] Tex Tax Code §§26.012(6)(C) and 26.012(1-b)
[18] Tex Tax Code §26.012(1-a)
[19] Tex Tax Code §26.04(d-3)
[20] Tex Tax Code §26.012(6)

Voter Approval Tax Rate

The voter-approval tax rate is the highest tax rate that a taxing unit may adopt without holding an election to seek voter approval of the rate. Most school districts calculate a voter-approval tax rate that is split into three separate rates.[21]

SECTION 2: Maximum Compressed, Enrichment and Debt Tax Rate Worksheet

This section calculates three components of the voter-approval tax rate:

1. **Maximum Compressed Tax Rate (MCR):** A district's maximum compressed tax rate is defined as the tax rate for the current tax year per $100 of valuation of taxable property at which the district must levy a maintenance and operations tax to receive the full amount of the tier one allotment. [22]
2. **Enrichment Tax Rate:** [23] A district's enrichment tax rate is defined as any tax effort in excess of the district's MCR and less than $0.17. The enrichment tax rate is divided into golden pennies and copper pennies. School districts can claim up to 8 golden pennies, not subject to compression, and 9 copper pennies which are subject to compression. [24]
3. **Debt Rate:** The debt rate includes the minimum dollar amount required to be paid toward the school district's debt service for the current year. [25] This rate accounts for principal and interest on bonds and other debt secured by property tax revenue.

The MCR and Enrichment Tax Rate added together make up the school district's maintenance and operations (M&O) tax rate. Districts cannot increase the district's M&O tax rate to create a surplus in M&O tax revenue for the purpose of paying the district's debt service. [26]

If a school district adopted a tax rate that exceeded its voter-approval tax rate without holding an election to respond to a disaster in the prior year, as allowed by Tax Code Section 26.042(e), the school district may not consider the amount by which it exceeded its voter-approval tax rate (disaster pennies) in the calculation this year. This adjustment will be made in Section 4 of this worksheet.

A district must complete an efficiency audit before seeking voter approval to adopt a M&O tax rate higher than the calculated M&O tax rate, hold an open meeting to discuss the results of the audit, and post the results of the audit on the district's website 30 days prior to the election. [27] Additionally, a school district located in an area declared a disaster by the governor may adopt a M&O tax rate higher than the calculated M&O tax rate during the two-year period following the date of the *declaration without conducting an efficiency audit.* [28] Districts should review information from TEA when calculating their voter-approval tax rate.

Line	MCR, Enrichment and Debt Tax Rate Worksheet	Amount/Rate
27.	**Current year maximum compressed tax rate (MCR).** TEA will publish compression rates based on district and statewide property value growth. Enter the school districts' maximum compressed rate based on guidance from TEA. [29]	$ 0.616900 /$100
28.	**Current year enrichment tax rate.** Enter the greater of A and B. [30] A. Enter the district's prior year enrichment tax rate ..... $ 0.060000 /$100 B. $0.05 per $100 of taxable value ..... $ 0.0500 /$100	$ 0.060000 /$100
29.	**Current year maintenance and operations (M&O) tax rate.** Add Lines 27 and 28. Note: M&O tax rate may not exceed the sum of $0.17 and the district's maximum compressed rate.[31]	$ 0.676900 /$100
30.	**Total current year debt to be paid with property tax revenue.** Debt means the interest and principal that will be paid on debts that: (1) Are paid by property taxes; (2) Are secured by property taxes; (3) Are scheduled for payment over a period longer than one year; and (4) Are not classified in the school district's budget as M&O expenses. A. **Debt** includes contractual payments to other school districts that have incurred debt on behalf of this school district, if those debts meet the four conditions above. Include only amounts that will be paid from property tax revenue. Do not include appraisal district budget payments. If the governing body of a taxing unit authorized or agreed to authorize a bond, warrant, certificate of obligation, or other evidence of indebtedness on or after Sept. 1, 2021, verify if it meets the amended definition of debt before including it here. [32] Enter debt amount: ..... $ 23,884,734 B. Subtract **unencumbered fund amount** used to reduce total debt. ..... – $ 0 C. Subtract **state aid** received for paying principal and interest on debt for facilities through the existing debt allotment program and/or instructional facilities allotment program. ..... – $ 1,946,170 D. **Adjust debt:** Subtract B and C from A.	$ 21,938,564

[21] Tex. Tax Code §26.08(n)
[22] Tex. Edu. Code §48.2551(a)(3)
[23] Tex. Tax Code §26.08(i) and Tex. Edu. Code §45.0032
[24] Tex. Edu. Code §§48.202(a-1)(2)
[25] Tex. Tax Code §26.012(3)
[26] Tex. Edu. Code §45.0021(a)
[27] Tex. Edu. Code §11.184(b)
[28] Tex. Edu. Code §11.184(b-1)
[29] Tex. Edu. Code §§48.255, 48.2551(b)(1) and (b)(2)
[30] Tex. Tax Code §26.08(n)(2)
[31] Tex. Edu. Code §45.003(d)
[32] Tex. Tax Code §26.012(7)

Line	MCR, Enrichment and Debt Tax Rate Worksheet	Amount/Rate
31.	**Certified prior year excess debt collections.** Enter the amount certified by the collector. [33]	$ 0
32.	**Adjusted current year debt.** Subtract line 31 from line 30D.	$ 21,938,564
33.	**Current year anticipated collection rate.** If the anticipated rate in A is lower than actual rates in B, C and D, enter the lowest rate from B, C and D. If the anticipated rate in A is higher than at least one of the rates in the prior three years, enter the rate from A. Note that the rate can be greater than 100%. [34] A. Enter the current year anticipated collection rate certified by the collector. [35] 95.59 % B. Enter the prior year actual collection rate 95.59 % C. Enter the 2024 actual collection rate 99.23 % D. Enter the 2023 actual collection rate 99.99 %	95.59 %
34.	**Current year debt adjusted for collections.** Divide Line 32 by Line 33. Note: If the governing body of the school district governs a junior college district in a county with a population of more than two million, add the amount of taxes the governing body proposes to dedicate to the junior college district in the current year to the result.	$ 22,950,689
35.	**Current year total taxable value.** Enter the amount on Line 21 of the *No-New-Revenue Tax Rate Worksheet.*	$ 13,280,648,035
36.	**Current year debt rate.** Divide Line 34 by Line 35 and multiply by $100.	$ 0.172813 /$100
37.	**Current year voter-approval tax rate.** Add Lines 29 and 36. If the school district received distributions from an equalization tax imposed under former Chapter 18, Education Code, add the NNR tax rate as of the date of the county unit system's abolition to the sum of Lines 29 and 36. [36]	$ 0.849713 /$100

SECTION 3: Adjustment for Pollution Control

A school district may raise its rate for M&O funds used to pay for a facility, device or method for the control of air, water or land pollution. This includes any land, structure, building, installation, excavation, machinery, equipment or device that is used, constructed, acquired or installed wholly or partly to meet or exceed pollution control requirements. The school district's expenses are those necessary to meet the requirements of a permit issued by the Texas Commission on Environmental Quality (TCEQ). The school district must provide the tax assessor with a copy of the TCEQ letter of determination that states the portion of the cost of the installation for pollution control.

This section should only be completed by a school district that uses M&O funds to pay for a facility, device or method for the control of air, water or land pollution.

Line	Adjustment for Pollution Control Requirements Worksheet	Amount/Rate
38.	**Certified expenses from the Texas Commission on Environmental Quality (TCEQ).** Enter the amount certified in the determination letter from TCEQ. [37] The school district shall provide its tax assessor with a copy of the letter. [38]	$ 0
39.	**Current year total taxable value.** Enter the amount on Line 21 of the *No-New-Revenue Tax Rate Worksheet.*	$ 13,280,648,035
40.	**Additional rate for pollution control.** Divide line 38 by line 39 and multiply by $100.	$ 0.000000 /$100
41.	**Current year voter-approval tax rate, adjusted for pollution control.** Add line 37 and line 40.	$ 0.849713 /$100

SECTION 4: Prior Year Disaster Tax Rate Adjustment

If a school district adopted a tax rate that exceeded its voter-approval tax rate without holding an election to respond to a disaster in the prior year, as allowed by Tax Code Section 26.042(e), the school district may not consider the amount by which it exceeded its voter-approval tax rate in the calculation this year. [39] As such, it must reduce its voter-approval tax rate for the current tax year.

This section applies to a school district in a disaster area that adopts a tax rate greater than its voter-approval tax rate without holding an election in the prior year, as provided for by Tax Code Section 26.042(e).

Line	Prior Year Disaster Adjustment Worksheet	Amount/Rate
42.	**Prior year adopted tax rate.** Enter the rate in Line 4 of the *No-New-Revenue Tax Rate Worksheet.*	$ 0.841500 /$100
43.	**Prior voter-approval tax rate.** If the school district adopted a tax rate above the prior year voter-approval tax rate without holding an election due to a disaster, enter the voter-approval tax rate from the prior year's worksheet.	$ 0.000000 /$100

[33] Tex. Tax Code §§26.012(10) and 26.04(b)
[34] Tex. Tax Code §§26.04(h), (h-1) and (h-2)
[35] Tex. Tax Code §26.04(b)
[36] Tex. Tax Code §26.08(g)
[37] Tex. Tax Code §26.045(d)
[38] Tex. Tax Code §26.045(i)
[39] Tex. Tax Code §26.042(f) and Tex. Edu. Code §45.0032(d)

Line	Prior Year Disaster Adjustment Worksheet	Amount/Rate
44.	**Increase in the prior year tax rate due to disaster (disaster pennies).** Subtract Line 43 from Line 42.	$ 0.000000 /$100
45.	**Current year voter-approval tax rate, adjusted for prior year disaster.** Subtract Line 44 from one of the following lines (as applicable): Line 37 or Line 41 (school districts with pollution control).	$ 0.849713 /$100

SECTION 5: Total Tax Rate

Indicate the applicable total tax rates as calculated above.

No-New-Revenue Tax Rate ..... $ 0.860605 /$100

Enter the current year NNR tax rate from Line 26.

Voter-Approval Tax Rate ..... $ 0.849713 /$100

As applicable, enter the current year voter-approval tax rate from Line 37, Line 41 or Line 45. Indicate the line number used: 37

SECTION 6: Addendum

An affected taxing unit that enters an amount described by Tax Code Section 26.012(6)(C) in Line 20 must include the following as an addendum:

1. Documentation that supports the exclusion of value under Tax Code Section 26.012(6)(C); and
2. Each statement submitted to the designated officer or employee by the property owner or entity as required by Tax Code Section 41.48(c)(2) for that tax year.

Insert hyperlinks to supporting documentation:

SECTION 7: School District Representative Name and Signature

Enter the name of the person preparing the tax rate as authorized by the governing body of the school district. By signing below, you certify that you are the designated officer or employee of the school district and have calculated the tax rates in accordance with requirements in Tax Code and Education Code. [40]

print here Cheryl E Johnson, PCC, CTOP

Printed Name of School District Representative

sign here Cheryl E. Johnson

School District Representative

August 6, 2026

Date

[40] Tex. Tax Code §26.04(c)

STATE OF TEXAS §

§

COUNTY OF GALVESTON §

RESOLUTION FIXING THE TAX RATE AND LEVYING AD VALOREM TAXES FOR THE GALVESTON INDEPENDENT SCHOOL DISTRICT FOR 2026

WHEREAS, the Superintendent of Schools and the Board of the Galveston Independent School District find that after reviewing all sources of revenue, it is necessary that the Board fix the tax rate for all purposes at Eight Thousand Four Hundred Fifteen Ten-Thousandths Cents ($.849713) on the One Hundred Dollars ($100) of taxable property value to operate the school system during the current year and provide for the bonded indebtedness and to provide for Sinking Fund requirements; and

WHEREAS, the Superintendent recommends and the Board finds that the school tax rate should be so fixed and taxes levied based on a rate of Eight Thousand Four Hundred Fifteen Ten-Thousandths Cents ($.849713) on the One Hundred Dollars ($100) of taxable property value, $.676900 being for current maintenance and operations of the schools and $.172813 for outstanding bonded indebtedness and to provide for Sinking Fund requirements;

NOW, THEREFORE, BE IT RESOLVED THAT:

1. The school tax rate for the GALVESTON INDEPENDENT SCHOOL DISTRICT, for the year 2026 be, and the rate is hereby fixed at $.676900 on the One Hundred Dollars ($100) of taxable property valuations for the maintenance and operation of the schools of the District and $.172813 for outstanding bonded indebtedness and to provide for Sinking Fund requirements on the One Hundred Dollars ($100) of taxable value and the Assessor and Collector of Taxes of the County is hereby authorized and directed to assess and collect school taxes on the basis of this rate for the year 2026.

2. This Resolution shall become effective from and after its passage.

On motion of Trustee _____, seconded by Trustee _____, the above Resolution fixing the school tax rate and levying ad valorem taxes for the year 2026 was adopted on August 26, 2026.

STATE OF TEXAS §

§

COUNTY OF GALVESTON §

I, Mindy Lakin, Secretary of the Board of Trustees of the Galveston Independent School District, do hereby certify that the foregoing is a true and correct copy of the Resolution presented in written form and passed by a majority vote of the Board of Trustees at a meeting duly posted and noticed under the Texas Open Meetings Act and Held on August 26, 2026.

WITNESS MY HAND this the 26th day of August, 2026.

_____

Mindy Lakin
Secretary, Board of Trustees
GALVESTON Independent School District

DISTRICT SEAL

Action Sheet

MEETING DATE: **August 26, 2026**

AGENDA ITEM: Consider approval of the minutes from the August 5, 2026, Special and Regular School Board Meeting.

RECOMMENDATION: **I move that the Board of Trustees approve the minutes from the August 5, 2026, Special and Regular School Board Meeting.**

Matthew Neighbors

Matthew Neighbors Ed. D.
Superintendent

Minutes of Special Meeting
The Board of Trustees
Galveston Independent School District

A Special meeting of the Board of Trustees of **Galveston Independent School District** was held August 5, 2026, at 5:00 PM in the Lovenberg Administration Building, 3904 Avenue T, Galveston, TX 77550.

BOT in attendance: Smecca, Lakin, Brown, Mase, Tucker, O'Neal
Staff in attendance: Mendoza, Polzin, Post, Neighbors, Bly

1) Call to order Open Session in the Board Room of the Lovenberg Administration Building, 3904 Avenue T, Galveston, Texas. -*5:00*

2) Citizen's Request to Address the Board on Agenda and Non-Agenda Items. Please complete sign-up sheets available in the lobby prior to the start of the meeting. -*5:00 No citizens in attendance.*

3) The Board may recess into Closed Executive Session in the Library as permitted by the Texas Open Meeting Act Government Code Sections 551.071- 551.090 Subchapter D and E. -*5:01*

Should any final action, final decision, or final vote be required in the opinion of the School Board with regard to any matter considered in such closed meeting then the final action, final decision, or final vote shall be either:
A) in the open meeting covered by the Notice upon the reconvening of the public meeting; or
B) at a subsequent public meeting of the School Board upon notice thereof; as the School Board shall determine.

3)A) Consultation with Attorney (Tex. Govt. Code Section 551.071) - Consultation with attorney regarding pending or contemplated litigation, settlement offers, or matters in which the duty of the attorney to the school district under the Texas Disciplinary Rules of Professional Conduct of the State Bar of Texas clearly conflicts with the state's open meetings laws.

3)B) Personnel Matters (Tex. Govt. Code Section 551.074) – Discuss the appointment, employment, evaluation, reassignment, duties, discipline, dismissal or resignation of an employee or employees, including the Superintendent.

4) Reestablish the open meeting of the Galveston ISD Board of Trustees. -*6:00*

5) REGULAR AGENDA- Action Items

5)A) Discuss and Consider administration's recommendation to uphold level 3 grievance decision concerning employee. -*6:00 Motion by Brown to uphold the level 2 decision of the administration and deny the grievance. Second by Masel. Discussion. Motion carried. Smecca, Lakin, Brown, Masel, Tucker and O'Neal in favor. Beeton was late for the meeting and did not hear the evidence and abstained.*

6) Adjournment -*6:02pm*

Approved on August 26, 2026

_____ _____
Mr. Tony Brown, President Mindy Lakin, Secretary

Minutes of Regular Meeting

The Board of Trustees
Galveston Independent School District

A Regular meeting of the Board of Trustees of **Galveston Independent School District** was held August 5, 2026, at 6:05 PM in the Lovenberg Administration Building, 3904 Avenue T, Galveston, TX 77550.

The subjects discussed or considered or upon which any formal action may be taken are listed. Items do not have to be taken in the order shown.

Trustees in attendance: Smecca, Beeton, Lakin, Brown, Masel, Tucker, O'Neal
Staff in attendance: Martello, Beaird, Post, Patrick, Scott, Rivas, Grant, Le, Angel, Noah, Neighbors, Bly

1) Call to order Open Session in the Board Room of the Lovenberg Administration Building, 3904 Avenue T, Galveston, Texas. -*6:05*
2) Pledge of Allegiance to the United States flag and the Texas flag. *– 6:06 Led by Aiden Carcano and Peyton Moore, both seniors at Ball high school. They have been the emcees at convocation for the last three years.*
3) Citizen's Request to Address the Board on Agenda and Non-Agenda Items. Please complete sign-up sheets available in the lobby prior to the start of the meeting. -*6:10 Maryann Welford – Spoke about HB 10.*
4) Declaration of Conflicts of Interest. -*6:12 None*
5) District Reports -*6:12*
A) Superintendent's Report
1) Trinity PreK report -*6:12 Presented by Amy Wood. 6:23 questions from the board.*
B) Board Committee Reports
1) Facilities/Finance Committee -*Reported by Tony Brown*
6) Financial Reports and Budget Update *–6:31 Reported by Jeff Martello, CFO*
7) REGULAR AGENDA- Action Items *–6:34 Item C will defer until after executive session.*
A) Consider Approval of 2026 Proposed Tax Rate to be Published in Notice of Public Hearing. -*6:34 Introduced by Brown. Motion by Masel to approve a .6769 rate for MNO and a .172813 for sinking fund for a total rate .849713 to be published ont eh….. Second by Tucker. Comments by the board. Martello added information to the discussion. Motion passed. Smecca, Beeton, Lakin, Brown, Masel, Tucker, and O'Neal in favor.*
B) Schedule Public Meeting to Discuss the 2026 Proposed Tax Rate and the 2026-2027 Proposed Budget -*6:44 Motion by Masel to approve 8/26 as the date of the public meeting……. Second by Smecca. No further discussion. Motion passed. Smecca, Beeton, Lakin, Brown, Masel, Tucker, and O'Neal in favor.*
C) Discuss and consider action relating to Cause No. 25-CV-2117, State of Texas v. Galveston ISD, et al, In the 122nd District Court of Galveston County Texas, following remand of case from Federal Court. *6:45 Deferred until after Executive Session. – 8:57 After discussion in executive session, more information ahs been requested and this item will most likely be on the next meeting.*

8) The Board may recess into Closed Executive Session in the Library as permitted by the Texas Open Meeting Act Government Code Sections 551.071- 551.090 Subchapter D and E. *-6:45*

Should any final action, final decision, or final vote be required in the opinion of the School Board with regard to any matter considered in such closed meeting then the final action, final decision, or final vote shall be either:

A) in the open meeting covered by the Notice upon the reconvening of the public meeting; or

B) at a subsequent public meeting of the School Board upon notice thereof; as the School Board shall determine.

A) Consultation with Attorney (Tex. Govt. Code Section 551.071) - Consultation with attorney regarding pending or contemplated litigation, settlement offers, or matters in which the duty of the attorney to the school district under the Texas Disciplinary Rules of Professional Conduct of the State Bar of Texas clearly conflicts with the state's open meetings laws.

B) Personnel Matters (Tex. Govt. Code Section 551.074) – Discuss the appointment, employment, evaluation, reassignment, duties, discipline, dismissal or resignation of an employee or employees, including the Superintendent.

C) Real Property (Tex. Govt Code Section 551.072) – Discuss the purchase, exchange, lease or value of real estate in which the discussion in an open meeting would have a detrimental effect on the ability of the school district to negotiate with a third party.

D) Prospective Gifts or Donations (Tex. Govt Code Section 551.073) –
Discuss prospective gifts or donations to the Galveston Independent School District and/or individual campuses, programs or facilities.

E) Network Security, Security Devices and Security Audits (Tex. Govt Code Sections 551.076 and 551.089) – Discuss Network security information; the security audit; the deployment, or specific occasions for implementation, of security personnel, critical infrastructure, or security devices; or security assessment or deployments related to information resources technology, and Texas School Safety Reports.

9) Reestablish the open meeting of the Galveston ISD Board of Trustees. *– 8:57*

Summary of executive session ready by Mindy Lakin.

10) CONSENT AGENDA - Action Items *-8:59 Motion to approve the consent agenda without item H by Masel. Second By Lakin. Discussion. Non-financial items summarized by Neighbors. Motion passed. Smecca, Beeton, Lakin, Brown, Masel, Tucker, and O'Neal in favor.*

A) Consider approval of the minutes from the June 17, 2026, Regular School Board Meeting.

B) Consider approval of personnel resignations and recommendations with contracts.

C) Discuss and consider approval of payment of attorney fees.

D) Consider approval of Budget Amendments

E) Discuss and consider accepting donations in accordance with Board Policy CDC Local.

F) Discuss and consider approval of the renewal of the Workers' Compensation coverage with TASB.

G) Discuss and consider approval for contracted services for professional support for Burnet Elementary and Central Middle School from Educentric in an amount not to exceed $82,500.

H) Discuss and consider the adoption of Local District Update 127 affecting the policies listed below. *-9:04 Discussion. Beeton requested a change to BJCF local to read, "A board may choose not to renew a superintendent contract for any of the following reasons" Motion with changes as presented by O'Neal. Second by Masel. Motion passed. Smecca, Beeton, Lakin, Brown, Masel, Tucker, and O'Neal in favor.*

I) Discuss and consider the approval of T-TESS and T-PESS Administrative Appraisers for the 2026-2027 school year.
J) Discuss and consider the approval of the GISD Human Resources Annual Appraisal Process and Calendar for the 2026-2027 school year.
K) Discuss and consider approval for the TEA required certification that the district is in compliance with Education Code 39.008 which prohibits diversity, equity and inclusion duties and instructional requirements.
L) Discuss and approve the Student Code of Conduct for 2026-2027.
M) Discuss and consider approval of agreement for the purchase of attendance credit, delegating contractual authority to the superintendent for the purpose of obligating the school district under TEC, 11.1511(c)(4), soley for the purpose of obligating the district under Chapter 49, Subchapters A and D and the rules adopted by the commissioner of education as authorized under tec, 49.006 related to excess local revenue
For the 2026-2027 school year, we delegated contractual authority to obligate the school district under (TEC) §11.1511(c)(4) to the superintendent, solely for the purpose of obligating the district under TEC, §48.257, and TEC, Chapter 49, Subchapters A and D, and the rules adopted by the commissioner of education as authorized under TEC, §49.006. This included approval of the *Agreement for the Purchase of Attendance Credit*, the *Agreement for the Purchase of Attendance Credit (Netting Chapter 48 Funding)*, or the Agreement for Purchase of Attendance Credit and Netting Chapter 48 Funding.
N) Discuss and consider purchase of additional Cafeteria Tables and CTE Teacher Furniture for New Ball High School
O) Consider renewal of RFQ 2021-22-017 Geotechnical Engineering, Environmental Assessment, & Construction Materials Testing
P) Discuss and Consider Approval of the proposed contractor for Bid Package 21 Auditorium Scaffolding for use on the Ball High School South Renovation Project.
Q) Discuss and consider an Order Calling Regular Single Member School Board Trustee Election for Districts 5E and 6F on November 3, 2026.
R) Discuss and Consider Approval of the proposed contractor for Bid Package 6R (partial) Exterior CMU for use on the Ball High School South Renovation Project.
S) Discuss and Consider Approval of the proposed contractor for Bid Package #22 (partial) for use on the Ball High School South Renovation Project.
T) Consider approval of the LEA Self-Certification of Micro-Purchases for 2026-2027
U) Public Funds Investment Act Annual Compliance

11) Suggested Future Agenda Items -*9:09*

12) COMMENTS FROM THE BOARD OF TRUSTEES -*9:10*

Smecca went to the second new teacher luncheon and was happy to report that there were GISD graduates and teachers returning to the district.
Masel said that convocation was phenomenal, upbeat and exciting.
Tucker thanked Brown for speaking on behalf of the school board.
Brown gave a shout out to Moody Church for volunteering to help the teachers at Burnet to put their classes together.

Pursuant to Texas Government Code Section 551.0415, Trustees may report on any of the following items:

1. Expressions of thanks, gratitude, and condolences
2. Information regarding holiday schedules
3. Honorary or salutary recognition of a public official, public employee, or other citizen
4. Reminders regarding GISD events
5. Reminders regarding community events
6. Health and safety announcements

13) Adjournment -*9:13*

Approved on August 26, 2026

_____
Mr. Tony Brown, President

_____
Mindy Lakin, Secretary

Action Sheet

MEETING DATE: **August 26, 2026**

AGENDA ITEM: Discuss and consider approval of personnel resignations and recommendations with contracts.

Under Separate Cover

RECOMMENDATION: **I move that the Board of Trustees approve personnel resignations and recommendations with contracts.**

Matthew Neighbors

Matthew Neighbors Ed. D.
Superintendent

Action Sheet

MEETING DATE: **August 26, 2026**

AGENDA ITEM: Discuss and consider approval of payment of attorney fees.

The Board has directed that attorney fees incurred by the district be brought for approval before payments are made. The district is in receipt of invoices from Thompson and Horton.

Invoice 86306	$195.00
Invoice 86468	$3,485.00
Invoice 86298	$760.00
Invoice 86224	$340.00
Invoice 86418	$3006.25
Total Billed	$7,786.25

Matthew Neighbors

Matthew Neighbors Ed. D.
Superintendent

Action Sheet

MEETING DATE: **August 26, 2026**

AGENDA ITEM: Discuss and consider approval of monthly Budget Amendment (Under separate cover.)

RECOMMENDATION: I move that the Board of Trustees approve the budget amendment, as presented.

Matthew Neighbors Ed. D.
Superintendent

Jeff Martello
Chief Financial Officer

Action Sheet

MEETING DATE: **August 26, 2026**

AGENDA ITEM: Discuss and consider approval of donations in accordance with Board Policy CDC Local

Under separate cover.

RECOMMENDATION: I move that the Board accept the donations, as presented.

Matthew Neighbors Ed. D.
Superintendent

Jeff Martello
Chief Financial Officer

Galveston Independent School District
Donations/Gifts for July 2026

In accordance with Board Policy CDC (Local), the Board of Trustees of Galveston Independent School District acknowledges and appreciates the following donations:

Date	Recipient	Giver	Gift
7/2/26	Convocation sponsor	UTMB	5,000.00
7/12/26	F.A.C.E.	Bohlman Agency, LLC	250.00
7/21/26	Crenshaw	Fraternal Order of Eagles	500.00
7/22/26	F.A.C.E.	Galveston Lions Club Foundation	500.00
7/30/26	F.A.C.E.	Galveston Kiwanis Club	750.00
		Total Monthly Cash Donations	$7,000.00

Non monetary donations

7/30/26	F.A.C.E. - Back to School Fair	Galveston Catholic Charities	400 Backpacks 300 Boxes of food

Action Sheet

MEETING DATE: **August 26, 2026**

AGENDA ITEM: Discuss and consider approval for the purchase of student driving lessons through South Region Driving School for the 25-26 school year and the Summer 2026 program, in an amount not to exceed $80,000, using Texas ACE Afterschool grant funds.

The Galveston ISD Texas ACE Program has partnered with South Region Driving School since 2019 to provide driver's education opportunities for students who may not otherwise be able to afford or access the required instruction. Each year, participation in the afterschool driver's education program has continued to grow, and this year the program reached a record number of student participants.

As a result of this increased participation, the cost of providing the program has also increased. Therefore, Galveston ISD is requesting approval for additional funding to allow the program to continue through the remainder of the summer.

RECOMMENDATION: **I move that the Board of Trustees approve the purchase of student driving lessons through South Region Driving School for the remainder of the 25–26 school year and the Summer 2026 program, in an amount not to exceed $80,000, using Texas ACE Afterschool grant funds.**

Matthew Neighbors, Ed. D.
Superintendent

Dr. Annette Scott
Assistant Superintendent for Student Support

Action Sheet

MEETING DATE: **August 5, 2026**

AGENDA ITEM: **Discuss and consider the adoption of Local District Update 127 affecting the policies listed below.**

- BJCF(LOCAL): SUPERINTENDENT - NONRENEWAL
- CAA(LOCAL): FISCAL MANAGEMENT GOALS AND OBJECTIVES - FINANCIAL ETHICS
- DC(LOCAL): EMPLOYMENT PRACTICES
- DH(LOCAL): EMPLOYEE STANDARDS OF CONDUCT

RECOMMENDATION: **I move that the Board add/revise local policies from Policy Update 127.**

Matthew Neighbors

Matthew Neighbors, Ed. D.
Superintendent

Principal Qualifications

In addition to the minimal certification requirement, a principal shall have at least:

1. Working knowledge of curriculum and instruction;
2. The ability to evaluate instructional program and teaching effectiveness;
3. The ability to manage budgets and personnel and to coordinate campus functions;
4. The ability to explain policy, procedures, and data;
5. Strong communications, public relations, and interpersonal skills;
6. Prior experience in instructional leadership roles; and
7. Other qualifications deemed necessary by the Board and included in the job description.

School Counselors

In accordance with law, a school counselor shall spend 80 percent of the counselor's work time on duties that are components of a comprehensive school counseling program (CSCP). [See FFEA]

If the Board approves a determination by the administration that due to District or campus staffing needs or other reasons a school counselor is prevented from spending 80 percent of the counselor's work time on duties that are components of a CSCP, the Board shall direct the Superintendent to develop a revised job description for the school counselor that addresses the percentage of the school counselor's time that shall be spent on duties related to the components of a CSCP and the duties the school counselor is expected to perform in the remaining work time. The Superintendent shall report to the Board regarding adjustments to a school counselor's duties under this provision.

Qualifications

In addition to the minimal education and certification requirements established in the job description, a principal shall have at least:

1. Working knowledge of curriculum and instruction;
2. The ability to evaluate instructional program and teaching effectiveness;
3. The ability to manage budgets and personnel and to coordinate campus functions;
4. The ability to implement policy and procedures;
5. The ability to interpret data;
6. Strong communications, public relations, and interpersonal skills;
7. Prior experience in instructional leadership roles; and
8. Other qualifications deemed necessary by the Board and included in the job description.

School Counselors

In accordance with law, a school counselor shall spend 80 percent of the counselor's work time on duties that are components of a comprehensive school counseling program (CSCP). [See FFEA]

If the Board approves a determination by the administration that due to District or campus staffing needs or other reasons a school counselor is prevented from spending 80 percent of the counselor's work time on duties that are components of a CSCP, the Board shall direct the Superintendent to develop a revised job description for the school counselor that addresses the percentage of the school counselor's time that shall be spent on duties related to the components of a CSCP and the duties the school counselor is expected to perform in the remaining work time. The Superintendent shall report to the Board regarding adjustments to a school counselor's duties under this provision.

Referral

Students may be referred for the gifted and talented program at any time by teachers, school counselors, parents, or other interested persons.

Screening and Identification Process

The District shall provide assessment opportunities to complete the screening and identification process for referred students at least once per school year.

The District shall schedule a gifted and talented program awareness session for parents that provides an overview of the identification procedures and services for the program prior to beginning the screening and identification process.

Parental Consent

The District shall obtain written parental consent before any special testing or individual assessment is conducted as part of the screening and identification process. All student information collected during the screening and identification process shall be an educational record, subject to the protections set out in policies at FL.

Selection

Identification Criteria

The Board-approved program for the gifted and talented shall establish criteria to identify gifted and talented students. The criteria shall be specific to the state definition of gifted and talented and shall ensure the fair assessment of students with special needs, such as the culturally different, the economically disadvantaged, and students with disabilities.

Assessments

Data collected through both objective and subjective assessments shall be measured against the criteria approved by the Board to determine individual eligibility for the program. Assessment tools may include, but are not limited to, the following: achievement tests, intelligence tests, creativity tests, behavioral checklists completed by teachers and parents, student/parent conferences, and available student work products.

~~Selection~~Matrix or Threshold System

If the selection process relies on a matrix or threshold system, the use of a scoring value based on race, ethnicity, sex, socioeconomic status, or disability shall be prohibited.

Placement Committee

A placement committee shall evaluate each referred student according to the established criteria and shall identify those students for whom placement in the gifted and talented program is the most appropriate educational setting. The committee shall be composed of at least three professional educators who have received training in the nature and needs and identification of gifted students, as required by law.

Notification

The District shall provide written notification to parents of students who qualify for services through the District's gifted and talented program. Participation in any program or services provided for

gifted students shall be voluntary, and the District shall obtain written permission from the parents before placing a student in a gifted and talented program.

Reassessment

If the District reassesses students in the gifted and talented program, the reassessment shall be based on a student's performance in response to services and shall occur no more than once in elementary grades, once in middle school grades, and once in high school grades.

Transfer Students

Interdistrict

When a student identified as gifted by a previous school district enrolls in the District, the placement committee shall review the student's records and conduct assessment procedures when necessary to determine if placement in the District's program for gifted and talented students is appropriate.

[See FDD(LEGAL) for information regarding transfer students and the Interstate Compact on Educational Opportunities for Military Children]

Intradistrict

A student who transfers from one campus in the District to the same grade level at another District campus shall continue to receive services in the District's gifted and talented program.

Furloughs

The District may place on a furlough any student who is unable to maintain satisfactory performance or whose educational needs are not being met within the structure of the gifted and talented program. A furlough may be initiated by the District, the parent, or the student.

In accordance with the Board-approved program, a furlough shall be granted for specified reasons and for a specified period of time. At the end of a furlough, the student may reenter the gifted and talented program, be placed on another furlough, or be exited from the program.

Exit Provisions

The District shall monitor student performance in response to gifted and talented program services. If at any time the placement committee or a parent determines the program is not meeting the student's educational needs, the committee shall meet with the parent and student before finalizing an exit decision.

Appeals

A parent, student, or educator may appeal any final decision of the placement committee regarding services in the gifted and talented program. Appeals shall be made first to the placement committee. Any subsequent appeals shall be made in accordance with FNG(LOCAL) beginning at Level Two.

Program Evaluation

The District shall annually evaluate the effectiveness of the District's gifted and talented program, and the results of the evaluation

shall be used to modify and update the District and campus improvement plans. The District shall include parents in the evaluation process and shall share the information with Board members, administrators, teachers, school counselors, students in the gifted and talented program, and the community.

Funding

The Superintendent shall develop administrative procedures to ensure that 100 percent of the state funds allocated for the gifted and talented program are spent providing for and enhancing the District's program and that a method accounting for expenditures related to the gifted and talented program is established and aligns with the Texas Education Agency's financial compliance guidance.

Community Awareness

The District shall ensure that information about the District's gifted and talented program is available to parents and community members and that they have an opportunity to develop an understanding of and support for the program.

Note: See policies DHB and DHC for information on other required reports regarding alleged misconduct against a student.

The District shall notify a parent of a student with whom a District employee or a person acting as a service provider for the District is alleged to have engaged in misconduct, informing the parent:

1. As soon as feasible that the alleged misconduct may have occurred;
2. Whether the individual was terminated following an investigation of the alleged misconduct or resigned before completion of the investigation; and
3. Whether a report was submitted to the Texas Education Agency or State Board for Educator Certification concerning the alleged misconduct.

For purposes of this policy, misconduct is defined as an individual's ~~alleged~~:

1. Alleged abuse or commission of an otherwise unlawful act with a student ~~or involvement in~~;
2. Involvement in or soliciting a romantic relationship, or soliciting or engaging in sexual contact, with a student;
3. Engaging in inappropriate communications with a student; or
~~1.~~4. Failing to maintain appropriate boundaries with a student.

Notice of Suspected Criminal Offense

Except as provided by state law regarding child abuse investigations, the District shall notify a parent not later than one business day after the date an employee first suspects that a criminal offense has been committed against the parent's child.

[See also FFG for reporting requirements related to child abuse and FFH for parental notification requirements regarding prohibited conduct as defined by that policy.]

Action Sheet

MEETING DATE: **August 26, 2026**

AGENDA ITEM: Discuss and consider the submission of the application for Optional Flexible School Day for AIM College and Career Preparatory Academy.

Galveston ISD administration requests permission to apply for the Optional School Day program for AIM College and Career Preparatory Academy.

The OFSDP (Optional Flexible School Day Program) is a program that allows a district to offer flexible hours and days of attendance for students in grades 9 – 12 who are at risk of dropping out of school as defined by the TEC, §29.081. The goal of the program is to improve graduation rates for students who are in danger of dropping out of school, have dropped out, or are behind in core subject courses.

RECOMMENDATION: **I move that the Board of Trustees approve the submission of the application for the Optional Flexible School Day Program for AIM.**

Matthew Neighbors, Ed. D.
Superintendent

Dr. Annette Scott
Assistant Superintendent for Student Support

Action Sheet

MEETING DATE: **August 26, 2026**

AGENDA ITEM: Discuss and Consider approval to cancel the Regular School Trustee Election for District 5-E and 6-F for the November 3, 2026 School Board Election.

RECOMMENDATION: **I move that the Board of Trustees cancel the Regular School Trustee Election for District 5-E and 6-F for the November 3, 2026 School Board Election.**

Matthew Neighbors

Matthew Neighbors Ed. D.
Superintendent

Action Sheet

MEETING DATE: **August 26, 2026**

AGENDA ITEM: Discuss and Consider Approval to purchase an Anatomy and Physiology (A&P) Anatomage Table for the Ball High School Career and Technical Education (CTE) Health Science program.

The Anatomage Table will provide students with interactive, hands-on learning experiences in human anatomy and physiology and support instruction aligned with healthcare career pathways. Vendor is Advanced Technology Consultants. Cooperative Contract TIPS # 250802. Funding Source is the Allied Health Science Grant Initiative. Amount not to exceed $81,450.00.

RECOMMENDATION: **I move that the Board authorize the purchase of an Anatomy & Physiology (A&P) Anatomage Table for the Ball High School Career and Technical Education (CTE) Health Science program in the amount not to exceed $81,450.00 from Advanced Technology Consultants.**

Matthew Neighbors, Ed. D.
Superintendent

Jeff Martello
Chief Financial Officer

advanced technologies consultants
powered by METEOR EDUCATION

Quote

Prices valid for 60 days
44800 Helm St.
Plymouth, MI 48170
800-348-8447 | www.atctrain.com

Presented to: Jennifer Edenfield
Galveston ISD
4115 Avenue O
Galveston, TX 77550
jenniferedenfield@gisd.org
409-766-5725

7/29/2026
Valeri Johnson
904-796-7243
vjohnson@atctrain.com

Terms	*Project*	*Delivery*	*FOB Point*
Net 30	Cadaviz	90-120 Days ARO	India

v.4/15/2026

Item#	*Qty*	*Description*	*Part#*	*Unit Cost*	*Extended*
Dissection Table					
1	1	**78" Full Size Digital Table with Tilt**	Prem7Tilt	$77,950.00	$77,950.00
Warranty Options					
Dissection Table					
6		**78" Full Size Digital Table without Tilt**	Prem7Stand	$71,145.00	
Warranty Options					
7		Four year extended warranty providing a total of 5 years warranty	4YrPrem7Std	$15,086.00	
8		Three year additional warranty extension of original manufacturer's warranty	3YrPrem7Std	$13,873.00	
9		Two year additional warranty extention of original manufacturer's warranty	2YrPrem7Std	$10,296.00	
10		One year additional warranty	1YrPrem7Std	$6,286.00	

All orders must include the following information:
- Name, E-Mail and Phone Number for Delivery
- Days/Hours that Deliveries are Accepted
- Liftgate Available, Yes or No

Sub-Total	**$77,950.00**
Shipping	**$3,500.00**
Grand Total	**$81,450.00**

TIPS 250802 equipment only, no services

Note: A 3% processing fee will be added for orders paid by credit card

We sincerely appreciate your interest in our products and value your business!

Action Sheet

MEETING DATE: **August 26, 2026**

AGENDA ITEM: **Discuss and consider approval of RFQ Vendor Pool for Asbestos Consultant Services CSRFQ 2025-06-001**

The Finance and Maintenance Department worked collaboratively in issuing an RFQ to select a pool of vendors to provide asbestos consulting services. This seeks to establish a new group to select from following the last RFQ issuance. The Asbestos Consultant will be utilized for both construction and as needed for routine evaluations for the needed service throughout the award period. The Committee received a total of seven proposals and scored each proposal. Following the scoring criteria, the Committee has recommended a pool of three vendors to utilize with future needs as they arise. Recommended vendors include UES, TASB, and Terracon. The initial term is for three (3) years, with the option to renew for up to two [2] additional one-year terms, subject to GISD Board of Trustee's approval and satisfactory performance. Funding Source will be from Bond 2022-2023 and the General Fund. Attached is the scoring tab.

RECOMMENDATION: **I move that the Board authorize the selected pool of vendors to include UES, TASB, and Terracon for CSRFQ 2025-06-001 for the initial three (3) year term.**

Matthew Neighbors, Ed. D.
Superintendent

Jeff Martello
Chief Financial Officer

Galveston ISD // CSRFQ 2025-06-001 - ASBESTOS CONSULTANT SERVICES
Ranking Score Sheet

Proposer's Name		UES	TASB Inc	ECS	Intertek PSI	Terracon	Millenium Engineers Group	Micro Air
Criteria (Overall Panel Score)	Weight	Scoring Details						
Firm and Individual Qualifications •Firm's number of years in business, size and staffing •Firm's experience on K-12 district projects of similar scope, size and quality •Asbestos consulting experience •Experience of proposed personnel on similar projects and as a project team •Approach to management plan, sampling, and fee structure proposed for development of Asbestos Management Plan and future project management •Knowledge of Regulatory Compliance	35	31.50	33.00	31.50	27.75	31.50	29.75	29.75
Capacity to Perform Work •Workload and availability to meet schedule •Project management plan and recommended schedule for completion of Asbestos Management Plan •Project organization chart and proposed specialty sub-consultants •Abatement Oversight and Air Monitoring Approach •Knowledge of the City of Galveston codes and ordinances	20	18.75	17.25	18.00	18.00	18.00	15.75	16.00
References •Quality of previous project documentation •Quality of sample Asbestos Management Plan(s), Finding Report, and Construction Sampling Plan and Report •Evidence of schedule and budget adherence •Timeliness and quality of responses during plan development and construction administration •Communications and cooperation •Submission of a copy of good standing or notice of any violations with federal or state agencies in regard to environmental consulting services covered under this solicitation	35	30.50	27.75	25.50	28.75	31.50	24.00	30.25
Financial Stability & Others •Evidence of sound financial statements and/or financial rating •Pending or past litigation •Pending acquisition or mergers •Loan or financial agreement defaults •Compliance, Responsiveness, and Risk Factors	10	7.75	8.75	8.75	8.50	7.50	7.50	9.00
Final Score	100	88.50	86.75	83.75	83.00	88.50	77.00	85.00
X Recommended Vendor		X	X			X		
Ranking		1	3			1		

Facilities & Finance Team: James Grant, Delton Kelly , Ana Escobar 7/21/2026

Action Sheet

MEETING DATE: **August 26, 2026**

AGENDA ITEM: **Discuss and consider minor roofing repairs for GISD Facilities for FY27 with Garland Roofing**

Every Fiscal Year, GISD initiates repairs that are both preventive and reactionary to address roofing needs to keep our facilities warm, safe, and dry. For minor repairs, we engage the services of Garland Roofing utilizing the Purchasing Cooperative Contract OMNIA # PW1925. Funds utilized will be from the Bond 2022-2023 series and General Fund. Individual Purchases may be in increments of $5,000 - $9,000 range but the collective purchase for the Fiscal Year have the potential to exceed $50,000 with the vendor. Amount not to exceed $100,000.

RECOMMENDATION: I move that the Board of Trustees approve the minor roofing repairs for GISD facilities for FY27 with Garland Roofing.

Matthew Neighbors, Ed. D.
Superintendent

Jeff Martello
Chief Financial Officer

Action Sheet

MEETING DATE: **August 26, 2026**

AGENDA ITEM: Discuss and consider acceptance of GCAD Certified Taxable Values and Tax Rolls for 2026 and Approve 2026 Estimated Collection Rate and 2025 Excess Debt Collections as presented by Cheryl Johnson, Galveston County Tax-Assessor Collector

In compliance with Section 26.04 of the Texas Property Tax Code, attached you will find the 2026 certified property values and tax rolls, as presented to GISD by the Chief Appraisers of the Galveston Central Appraisal District (GCAD).

Also attached, in compliance with Section 26.04 of the Texas Property Tax Code, you will find a letter from the Galveston County Tax-Assessor Collector, Cheryl E. Johnson, certifying the estimated collection rate for 2026 to be 95.59% and 2025 excess debt collections of zero ($0.00).

RECOMMENDATION: **I move that the board accept the GCAD certified taxable values and tax rolls for 2026, and approve 2026 estimated collection rate to be 95.59% and 2025 excess debt collections of zero ($0.00), as certified by Cheryl E. Johnson, Galveston County Tax-Assessor Collector**

Matthew Neighbors, Ed. D.
Superintendent

Jeff Martello
Chief Financial Officer

GALVESTON COUNTY

2026 CERTIFIED TOTALS

As of Certification

S10 - GALVESTON ISD

Property Count: 46,212

ARB Approved Totals

7/17/2026 9:49:00PM

Land	Value			
Homesite:	1,139,034,575			
Non Homesite:	4,348,668,635			
Ag Market:	94,335,721			
Timber Market:	0	**Total Land**	(+)	5,582,038,931

Improvement	Value			
Homesite:	3,461,956,605			
Non Homesite:	10,770,083,274	**Total Improvements**	(+)	14,232,039,879

Non Real	Count	Value			
Personal Property:	2,981	745,086,198			
Mineral Property:	27	1,760,242			
Autos:	0	0	**Total Non Real**	(+)	746,846,440
			Market Value	=	20,560,925,250

Ag	Non Exempt	Exempt			
Total Productivity Market:	94,335,721	0			
Ag Use:	412,592	0	**Productivity Loss**	(-)	93,923,129
Timber Use:	0	0	**Appraised Value**	=	20,467,002,121
Productivity Loss:	93,923,129	0			
			Homestead Cap	(-)	415,348,810
			23.231 Cap	(-)	497,552,071
			Assessed Value	=	19,554,101,240
			Total Exemptions Amount (Breakdown on Next Page)	(-)	6,345,128,066
			Net Taxable	=	13,208,973,174

Freeze	Assessed	Taxable	Actual Tax	Ceiling	Count			
DP	120,275,401	25,036,986	64,781.65	79,104.60	418			
DPS	7,894,454	1,847,722	6,015.20	6,919.41	27			
OV65	1,910,887,145	657,005,882	2,690,319.43	3,174,563.35	4,683			
Total	2,039,057,000	683,890,590	2,761,116.28	3,260,587.36	5,128	**Freeze Taxable**	(-)	683,890,590
Tax Rate	0.8415000							

Transfer	Assessed	Taxable	Post % Taxable	Adjustment	Count			
DP	890,150	130,856	118,824	12,032	3			
OV65	33,538,082	16,405,368	6,424,696	9,980,672	54			
Total	34,428,232	16,536,224	6,543,520	9,992,704	57	**Transfer Adjustment**	(-)	9,992,704
						Freeze Adjusted Taxable	=	12,515,089,880

APPROXIMATE LEVY = (FREEZE ADJUSTED TAXABLE * (TAX RATE / 100)) + ACTUAL TAX
108,075,597.62 = 12,515,089,880 * (0.8415000 / 100) + 2,761,116.28

Certified Estimate of Market Value:	20,560,925,250
Certified Estimate of Taxable Value:	13,208,973,174
Tax Increment Finance Value:	0
Tax Increment Finance Levy:	0.00

Exemption Breakdown

Exemption	Count	Local	State	Total
145B	2,052	0	78,977,652	78,977,652
145D	458	0	12,075,850	12,075,850
145D1	89	0	2,573,343	2,573,343
145F	306	0	14,387,612	14,387,612
CHODO (Partial)	1	160,805	0	160,805
DP	475	0	22,152,151	22,152,151
DPS	27	0	1,238,491	1,238,491
DV1	63	0	505,960	505,960
DV1S	2	0	10,000	10,000
DV2	40	0	400,340	400,340
DV3	52	0	518,000	518,000
DV4	146	0	1,704,000	1,704,000
DV4S	12	0	102,000	102,000
DVHS	219	0	50,736,274	50,736,274
DVHSS	23	0	4,920,112	4,920,112
EX-XG	10	0	5,568,163	5,568,163
EX-XG (Prorated)	1	0	969	969
EX-XJ	2	0	5,532,220	5,532,220
EX-XV	1,924	0	3,546,504,705	3,546,504,705
EX-XV (Prorated)	8	0	1,211,814	1,211,814
HS	10,709	756,609,662	1,472,673,739	2,229,283,401
HT	1	0	0	0
LVE	33	16,324,533	0	16,324,533
OV65	6,073	0	322,352,631	322,352,631
OV65S	34	0	1,878,211	1,878,211
PC	4	21,855,139	0	21,855,139
SO	10	4,153,690	0	4,153,690
	Totals	**799,103,829**	**5,546,024,237**	**6,345,128,066**

Land		Value			
Homesite:		42,541,022			
Non Homesite:		245,864,836			
Ag Market:		13,421,560			
Timber Market:		0	**Total Land**	(+)	301,827,418
Improvement		**Value**			
Homesite:		137,774,904			
Non Homesite:		650,890,632	**Total Improvements**	(+)	788,665,536
Non Real	**Count**	**Value**			
Personal Property:	29	114,174,420			
Mineral Property:	0	0			
Autos:	0	0	**Total Non Real**	(+)	114,174,420
			Market Value	=	1,204,667,374
Ag	**Non Exempt**	**Exempt**			
Total Productivity Market:	13,421,560	0			
Ag Use:	58,500	0	**Productivity Loss**	(-)	13,363,060
Timber Use:	0	0	**Appraised Value**	=	1,191,304,314
Productivity Loss:	13,363,060	0			
			Homestead Cap	(-)	22,816,620
			23.231 Cap	(-)	87,128,658
			Assessed Value	=	1,081,359,036
			Total Exemptions Amount (Breakdown on Next Page)	(-)	94,106,140
			Net Taxable	=	987,252,896

Freeze	Assessed	Taxable	Actual Tax	Ceiling	Count			
DP	3,135,473	744,159	4,429.81	7,143.03	10			
OV65	53,201,454	20,831,700	81,059.09	86,704.73	119			
Total	56,336,927	21,575,859	85,488.90	93,847.76	129	**Freeze Taxable**	(-)	21,575,859
Tax Rate	0.8415000							

Transfer	Assessed	Taxable	Post % Taxable	Adjustment	Count			
OV65	1,437,430	549,944	0	549,944	3			
Total	1,437,430	549,944	0	549,944	3	**Transfer Adjustment**	(-)	549,944
						Freeze Adjusted Taxable	=	965,127,093

APPROXIMATE LEVY = (FREEZE ADJUSTED TAXABLE * (TAX RATE / 100)) + ACTUAL TAX
8,207,033.39 = 965,127,093 * (0.8415000 / 100) + 85,488.90

Certified Estimate of Market Value:	975,157,655
Certified Estimate of Taxable Value:	793,306,815
Tax Increment Finance Value:	0
Tax Increment Finance Levy:	0.00

Exemption Breakdown

Exemption	Count	Local	State	Total
145B	20	0	738,960	738,960
145D	1	0	54,020	54,020
145F	5	0	90,209	90,209
DP	12	0	600,000	600,000
DPS	1	0	60,000	60,000
DV1	1	0	12,000	12,000
DV2	1	0	7,500	7,500
DV4	2	0	12,000	12,000
DVHS	6	0	719,608	719,608
EX-XV	1	0	472,930	472,930
HS	391	29,125,385	53,575,001	82,700,386
OV65	166	0	8,518,527	8,518,527
OV65S	2	0	120,000	120,000
	Totals	**29,125,385**	**64,980,755**	**94,106,140**

Land	Value			
Homesite:	1,181,575,597			
Non Homesite:	4,594,533,471			
Ag Market:	107,757,281			
Timber Market:	0	**Total Land**	(+)	5,883,866,349

Improvement	Value			
Homesite:	3,599,731,509			
Non Homesite:	11,420,973,906	**Total Improvements**	(+)	15,020,705,415

Non Real	Count	Value			
Personal Property:	3,010	859,260,618			
Mineral Property:	27	1,760,242			
Autos:	0	0	**Total Non Real**	(+)	861,020,860
			Market Value	=	21,765,592,624

Ag	Non Exempt	Exempt			
Total Productivity Market:	107,757,281	0			
Ag Use:	471,092	0	**Productivity Loss**	(-)	107,286,189
Timber Use:	0	0	**Appraised Value**	=	21,658,306,435
Productivity Loss:	107,286,189	0			
			Homestead Cap	(-)	438,165,430
			23.231 Cap	(-)	584,680,729
			Assessed Value	=	20,635,460,276
			Total Exemptions Amount (Breakdown on Next Page)	(-)	6,439,234,206
			Net Taxable	=	14,196,226,070

Freeze	Assessed	Taxable	Actual Tax	Ceiling	Count			
DP	123,410,874	25,781,145	69,211.46	86,247.63	428			
DPS	7,894,454	1,847,722	6,015.20	6,919.41	27			
OV65	1,964,088,599	677,837,582	2,771,378.52	3,261,268.08	4,802			
Total	2,095,393,927	705,466,449	2,846,605.18	3,354,435.12	5,257	**Freeze Taxable**	(-)	705,466,449
Tax Rate	0.8415000							

Transfer	Assessed	Taxable	Post % Taxable	Adjustment	Count			
DP	890,150	130,856	118,824	12,032	3			
OV65	34,975,512	16,955,312	6,424,696	10,530,616	57			
Total	35,865,662	17,086,168	6,543,520	10,542,648	60	**Transfer Adjustment**	(-)	10,542,648
						Freeze Adjusted Taxable	=	13,480,216,973

APPROXIMATE LEVY = (FREEZE ADJUSTED TAXABLE * (TAX RATE / 100)) + ACTUAL TAX
116,282,631.01 = 13,480,216,973 * (0.8415000 / 100) + 2,846,605.18

Certified Estimate of Market Value:	21,536,082,905
Certified Estimate of Taxable Value:	14,002,279,989
Tax Increment Finance Value:	0
Tax Increment Finance Levy:	0.00

Exemption Breakdown

Exemption	Count	Local	State	Total
145B	2,072	0	79,716,612	79,716,612
145D	459	0	12,129,870	12,129,870
145D1	89	0	2,573,343	2,573,343
145F	311	0	14,477,821	14,477,821
CHODO (Partial)	1	160,805	0	160,805
DP	487	0	22,752,151	22,752,151
DPS	28	0	1,298,491	1,298,491
DV1	64	0	517,960	517,960
DV1S	2	0	10,000	10,000
DV2	41	0	407,840	407,840
DV3	52	0	518,000	518,000
DV4	148	0	1,716,000	1,716,000
DV4S	12	0	102,000	102,000
DVHS	225	0	51,455,882	51,455,882
DVHSS	23	0	4,920,112	4,920,112
EX-XG	10	0	5,568,163	5,568,163
EX-XG (Prorated)	1	0	969	969
EX-XJ	2	0	5,532,220	5,532,220
EX-XV	1,925	0	3,546,977,635	3,546,977,635
EX-XV (Prorated)	8	0	1,211,814	1,211,814
HS	11,100	785,735,047	1,526,248,740	2,311,983,787
HT	1	0	0	0
LVE	33	16,324,533	0	16,324,533
OV65	6,239	0	330,871,158	330,871,158
OV65S	36	0	1,998,211	1,998,211
PC	4	21,855,139	0	21,855,139
SO	10	4,153,690	0	4,153,690
	Totals	**828,229,214**	**5,611,004,992**	**6,439,234,206**

State Category Breakdown

State Code	Description	Count	Acres	New Value	Market Value	Taxable Value
A	SINGLE FAMILY RESIDENCE	27,884	4,479.1115	$113,157,040	$12,481,300,958	$9,445,058,622
B	MULTIFAMILY RESIDENCE	1,059	287.7682	$10,232,510	$823,590,182	$741,828,931
C1	VACANT LOTS AND LAND TRACTS	9,778	5,263.8776	$8,100	$858,215,861	$631,845,755
D1	QUALIFIED OPEN-SPACE LAND	307	7,043.9313	$0	$94,335,721	$412,592
D2	IMPROVEMENTS ON QUALIFIED OP	2		$0	$3,190	$3,190
E	RURAL LAND, NON QUALIFIED OPE	1,493	9,499.5180	$458,370	$158,738,828	$116,662,391
F1	COMMERCIAL REAL PROPERTY	1,680	1,634.0010	$10,910,770	$1,783,147,544	$1,621,663,391
F2	INDUSTRIAL AND MANUFACTURIN	37	311.5211	$0	$77,493,160	$76,995,775
G1	OIL AND GAS	25		$0	$1,181,541	$1,181,541
J2	GAS DISTRIBUTION SYSTEM	8	0.0028	$0	$16,644,630	$16,519,630
J3	ELECTRIC COMPANY (INCLUDING C	22	13.0550	$0	$120,951,350	$120,697,415
J4	TELEPHONE COMPANY (INCLUDI	28	6.3124	$0	$8,760,280	$7,284,741
J5	RAILROAD	22	92.6927	$0	$40,263,580	$39,781,231
J6	PIPELAND COMPANY	44		$0	$15,427,570	$14,120,051
J7	CABLE TELEVISION COMPANY	21		$0	$13,650,960	$12,938,594
L1	COMMERCIAL PERSONAL PROPE	2,592		$0	$290,726,085	$195,049,374
L2	INDUSTRIAL AND MANUFACTURIN	240		$0	$178,460,760	$145,367,167
M1	TANGIBLE OTHER PERSONAL, MOB	3		$0	$26,880	$26,880
O	RESIDENTIAL INVENTORY	170	17.8243	$541,400	$12,922,362	$12,586,946
S	SPECIAL INVENTORY TAX	17		$0	$9,780,600	$8,948,957
X	TOTALLY EXEMPT PROPERTY	1,937	12,837.5949	$36,957,090	$3,575,303,209	$0
		Totals	41,487.2108	$172,265,280	$20,560,925,251	$13,208,973,174

State Category Breakdown

State Code	Description	Count	Acres	New Value	Market Value	Taxable Value
A	SINGLE FAMILY RESIDENCE	1,366	207.1738	$7,262,210	$589,703,497	$458,199,188
B	MULTIFAMILY RESIDENCE	126	34.3432	$6,807,430	$220,738,579	$204,574,092
C1	VACANT LOTS AND LAND TRACTS	581	425.8685	$0	$66,698,350	$49,786,648
D1	QUALIFIED OPEN-SPACE LAND	15	1,020.3822	$0	$13,421,560	$58,500
E	RURAL LAND, NON QUALIFIED OPE	67	429.0803	$10,790	$10,045,120	$7,524,104
F1	COMMERCIAL REAL PROPERTY	124	79.4909	$111,750	$189,412,918	$153,819,133
L1	COMMERCIAL PERSONAL PROPE	16		$0	$14,161,630	$13,528,441
L2	INDUSTRIAL AND MANUFACTURIN	13		$0	$100,012,790	$99,762,790
X	TOTALLY EXEMPT PROPERTY	1	7.7550	$0	$472,930	$0
		Totals	2,204.0939	$14,192,180	$1,204,667,374	$987,252,896

State Category Breakdown

State Code	Description	Count	Acres	New Value	Market Value	Taxable Value
A	SINGLE FAMILY RESIDENCE	29,250	4,686.2853	$120,419,250	$13,071,004,455	$9,903,257,810
B	MULTIFAMILY RESIDENCE	1,185	322.1114	$17,039,940	$1,044,328,761	$946,403,023
C1	VACANT LOTS AND LAND TRACTS	10,359	5,689.7461	$8,100	$924,914,211	$681,632,403
D1	QUALIFIED OPEN-SPACE LAND	322	8,064.3135	$0	$107,757,281	$471,092
D2	IMPROVEMENTS ON QUALIFIED OP	2		$0	$3,190	$3,190
E	RURAL LAND, NON QUALIFIED OPE	1,560	9,928.5983	$469,160	$168,783,948	$124,186,495
F1	COMMERCIAL REAL PROPERTY	1,804	1,713.4919	$11,022,520	$1,972,560,462	$1,775,482,524
F2	INDUSTRIAL AND MANUFACTURIN	37	311.5211	$0	$77,493,160	$76,995,775
G1	OIL AND GAS	25		$0	$1,181,541	$1,181,541
J2	GAS DISTRIBUTION SYSTEM	8	0.0028	$0	$16,644,630	$16,519,630
J3	ELECTRIC COMPANY (INCLUDING C	22	13.0550	$0	$120,951,350	$120,697,415
J4	TELEPHONE COMPANY (INCLUDI	28	6.3124	$0	$8,760,280	$7,284,741
J5	RAILROAD	22	92.6927	$0	$40,263,580	$39,781,231
J6	PIPELAND COMPANY	44		$0	$15,427,570	$14,120,051
J7	CABLE TELEVISION COMPANY	21		$0	$13,650,960	$12,938,594
L1	COMMERCIAL PERSONAL PROPE	2,608		$0	$304,887,715	$208,577,815
L2	INDUSTRIAL AND MANUFACTURIN	253		$0	$278,473,550	$245,129,957
M1	TANGIBLE OTHER PERSONAL, MOB	3		$0	$26,880	$26,880
O	RESIDENTIAL INVENTORY	170	17.8243	$541,400	$12,922,362	$12,586,946
S	SPECIAL INVENTORY TAX	17		$0	$9,780,600	$8,948,957
X	TOTALLY EXEMPT PROPERTY	1,938	12,845.3499	$36,957,090	$3,575,776,139	$0
		Totals	43,691.3047	$186,457,460	$21,765,592,625	$14,196,226,070

CAD State Category Breakdown

State Code	Description	Count	Acres	New Value	Market Value	Taxable Value
A		11	1.1671	$0	$1,043,724	$264,468
A1	REAL, RESIDENTIAL, SINGLE-FAMIL	24,004	4,383.9472	$113,117,240	$11,228,080,909	$8,355,043,505
A2	REAL, RESIDENTIAL, MOBILE HOME	49	8.0021	$39,800	$4,208,845	$3,298,231
A3	REAL, RESIDENTIAL, CONDOMINIUM	3,845	85.9951	$0	$1,247,967,480	$1,086,452,418
B		10	0.7122	$0	$9,358,304	$392,671
B1	APARTMENTS	251	207.6299	$9,761,270	$543,353,409	$532,755,820
B2	DUPLEXES	807	79.4261	$471,240	$270,878,469	$208,680,440
C1	VACANT LOT	9,778	5,263.8776	$8,100	$858,215,861	$631,845,755
D1	QUALIFIED AG LAND	307	7,043.9313	$0	$94,335,721	$412,592
D2	IMPROVEMENTS ON QUALIFIED AG L	2		$0	$3,190	$3,190
E		24	261.2987	$0	$9,839,272	$0
E1	FARM OR RANCH IMPROVEMENT	1,469	9,238.2193	$458,370	$148,899,556	$116,662,391
F1	COMMERCIAL REAL PROPERTY	1,679	1,633.9418	$10,910,770	$1,783,090,394	$1,621,608,358
F2	INDUSTRIAL REAL PROPERTY	37	311.5211	$0	$77,493,160	$76,995,775
F9	COMMERCIAL REAL PROPERTY EX	1	0.0592	$0	$57,150	$55,033
G1	OIL AND GAS	25		$0	$1,181,541	$1,181,541
J2	GAS DISTRIBUTION SYSTEM	8	0.0028	$0	$16,644,630	$16,519,630
J3	ELECTRIC COMPANY	22	13.0550	$0	$120,951,350	$120,697,415
J4	TELEPHONE COMPANY	28	6.3124	$0	$8,760,280	$7,284,741
J5	RAILROAD	22	92.6927	$0	$40,263,580	$39,781,231
J6	PIPELINE COMPANY	44		$0	$15,427,570	$14,120,051
J7	CABLE TELEVISION COMPANY	21		$0	$13,650,960	$12,938,594
L1	COMMERCIAL PERSONAL PROPER	2,592		$0	$290,726,085	$195,049,374
L2	INDUSTRIAL PERSONAL PROPERTY	240		$0	$178,460,760	$145,367,167
M1	MOBILE HOMES	3		$0	$26,880	$26,880
O1	RESIDENTIAL INVENTORY VACANT L	168	17.8243	$0	$12,253,076	$12,132,191
O2	RESIDENTIAL INVENTORY IMPROVE	2		$541,400	$669,286	$454,755
S	SPECIAL INVENTORY	17		$0	$9,780,600	$8,948,957
X		1,937	12,837.5949	$36,957,090	$3,575,303,209	$0
		Totals	41,487.2108	$172,265,280	$20,560,925,251	$13,208,973,174

CAD State Category Breakdown

State Code	Description	Count	Acres	New Value	Market Value	Taxable Value
A1	REAL, RESIDENTIAL, SINGLE-FAMIL	1,128	201.2676	$7,064,320	$485,640,558	$365,059,576
A2	REAL, RESIDENTIAL, MOBILE HOME	4	0.4410	$0	$600,420	$521,025
A3	REAL, RESIDENTIAL, CONDOMINIUM	237	5.4652	$197,890	$103,462,519	$92,618,587
B1	APARTMENTS	34	24.8483	$6,298,980	$188,827,736	$178,159,696
B2	DUPLEXES	93	9.4949	$508,450	$31,910,843	$26,414,396
C1	VACANT LOT	581	425.8685	$0	$66,698,350	$49,786,648
D1	QUALIFIED AG LAND	15	1,020.3822	$0	$13,421,560	$58,500
E1	FARM OR RANCH IMPROVEMENT	67	429.0803	$10,790	$10,045,120	$7,524,104
F1	COMMERCIAL REAL PROPERTY	124	79.4909	$111,750	$189,412,918	$153,819,133
L1	COMMERCIAL PERSONAL PROPER	16		$0	$14,161,630	$13,528,441
L2	INDUSTRIAL PERSONAL PROPERTY	13		$0	$100,012,790	$99,762,790
X		1	7.7550	$0	$472,930	$0
		Totals	2,204.0939	$14,192,180	$1,204,667,374	$987,252,896

CAD State Category Breakdown

State Code	Description	Count	Acres	New Value	Market Value	Taxable Value
A		11	1.1671	$0	$1,043,724	$264,468
A1	REAL, RESIDENTIAL, SINGLE-FAMIL	25,132	4,585.2148	$120,181,560	$11,713,721,467	$8,720,103,081
A2	REAL, RESIDENTIAL, MOBILE HOME	53	8.4431	$39,800	$4,809,265	$3,819,256
A3	REAL, RESIDENTIAL, CONDOMINIUM	4,082	91.4603	$197,890	$1,351,429,999	$1,179,071,005
B		10	0.7122	$0	$9,358,304	$392,671
B1	APARTMENTS	285	232.4782	$16,060,250	$732,181,145	$710,915,516
B2	DUPLEXES	900	88.9210	$979,690	$302,789,312	$235,094,836
C1	VACANT LOT	10,359	5,689.7461	$8,100	$924,914,211	$681,632,403
D1	QUALIFIED AG LAND	322	8,064.3135	$0	$107,757,281	$471,092
D2	IMPROVEMENTS ON QUALIFIED AG L	2		$0	$3,190	$3,190
E		24	261.2987	$0	$9,839,272	$0
E1	FARM OR RANCH IMPROVEMENT	1,536	9,667.2996	$469,160	$158,944,676	$124,186,495
F1	COMMERCIAL REAL PROPERTY	1,803	1,713.4327	$11,022,520	$1,972,503,312	$1,775,427,491
F2	INDUSTRIAL REAL PROPERTY	37	311.5211	$0	$77,493,160	$76,995,775
F9	COMMERCIAL REAL PROPERTY EX	1	0.0592	$0	$57,150	$55,033
G1	OIL AND GAS	25		$0	$1,181,541	$1,181,541
J2	GAS DISTRIBUTION SYSTEM	8	0.0028	$0	$16,644,630	$16,519,630
J3	ELECTRIC COMPANY	22	13.0550	$0	$120,951,350	$120,697,415
J4	TELEPHONE COMPANY	28	6.3124	$0	$8,760,280	$7,284,741
J5	RAILROAD	22	92.6927	$0	$40,263,580	$39,781,231
J6	PIPELINE COMPANY	44		$0	$15,427,570	$14,120,051
J7	CABLE TELEVISION COMPANY	21		$0	$13,650,960	$12,938,594
L1	COMMERCIAL PERSONAL PROPER	2,608		$0	$304,887,715	$208,577,815
L2	INDUSTRIAL PERSONAL PROPERTY	253		$0	$278,473,550	$245,129,957
M1	MOBILE HOMES	3		$0	$26,880	$26,880
O1	RESIDENTIAL INVENTORY VACANT L	168	17.8243	$0	$12,253,076	$12,132,191
O2	RESIDENTIAL INVENTORY IMPROVE	2		$541,400	$669,286	$454,755
S	SPECIAL INVENTORY	17		$0	$9,780,600	$8,948,957
X		1,938	12,845.3499	$36,957,090	$3,575,776,139	$0
		Totals	43,691.3047	$186,457,460	$21,765,592,625	$14,196,226,070

New Value

TOTAL NEW VALUE MARKET:	**$186,457,460**
TOTAL NEW VALUE TAXABLE:	**$136,423,551**

New Exemptions

Exemption	Description	Count		
EX-XV	Other Exemptions (including public property, r	12	2025 Market Value	$3,934,440
		ABSOLUTE EXEMPTIONS VALUE LOSS		**$3,934,440**

Exemption	Description	Count	Exemption Amount
145B	11.145 (b) Single Situs, Single Owner	1,951	$73,214,590
145D	11.145 (d) Multiple Situs, Leases	459	$12,129,870
145D1	11.145 (d-1) Multiple Situs, Consignment	1	$125,000
145F	11.145 (f) Single Situs, Related Business Entity	214	$7,518,393
DP	Disability	12	$660,000
DV1	Disabled Veterans 10% - 29%	6	$39,000
DV2	Disabled Veterans 30% - 49%	1	$7,500
DV3	Disabled Veterans 50% - 69%	9	$94,000
DV4	Disabled Veterans 70% - 100%	22	$264,000
DVHS	Disabled Veteran Homestead	15	$3,802,577
DVHSS	Disabled Veteran Homestead Surviving Spouse	1	$773,655
HS	Homestead	332	$71,020,140
OV65	Over 65	430	$23,473,975
OV65S	OV65 Surviving Spouse	2	$88,372
	PARTIAL EXEMPTIONS VALUE LOSS	**3,455**	**$193,211,072**
		NEW EXEMPTIONS VALUE LOSS	**$197,145,512**

Increased Exemptions

Exemption	Description	Count	Increased Exemption Amount
	INCREASED EXEMPTIONS VALUE LOSS		
		TOTAL EXEMPTIONS VALUE LOSS	**$197,145,512**

New Ag / Timber Exemptions

2025 Market Value	$809,512	Count: 1
2026 Ag/Timber Use	$540	
NEW AG / TIMBER VALUE LOSS	**$808,972**	

New Annexations

New Deannexations

Count	Market Value	Taxable Value
2	$172,300	$171,490

Average Homestead Value

Category A and E

Count of HS Residences	Average Market	Average HS Exemption	Average Taxable
10,908	$431,830	$247,786	$184,044

Category A Only

Count of HS Residences	Average Market	Average HS Exemption	Average Taxable
10,880	$432,261	$247,962	$184,299

Median Homestead Value

Category A and E

Count of HS Residences	Median Market	Median HS Exemption	Median Taxable
10,908	$354,635	$225,828	$128,807

Category A Only

Count of HS Residences	Median Market	Median HS Exemption	Median Taxable
10,880	$354,791	$225,931	$128,860

Lower Value Used

Count of Protested Properties	Total Market Value	Total Value Used
2,273	$1,204,667,374	$831,018,907

Uncontested Value

Count of Uncontested Properties	Total Market Value	Total Uncontested Value

July 26, 2026

The Honorable Anthony Brown, President
Galveston Independent School District
P.O. Box 660
Galveston, TX 77553

Re: Certified Appraisal Roll, Anticipated
Collection Rate and Excess Debt (if applicable)

Dear President Brown:

Enclosed please find the 2026 Certified Appraisal Roll that includes the total appraised, assessed and taxable values of all property within your jurisdiction. Additionally, please find on the page entitled *Effective Rate Assumption* the total taxable value of new property.

Section 26.04(b) of the Texas Property Tax Code requires the collector to certify the anticipated collection rate. Section 26.04(h-1) establishes that the anticipated collection rate be equal to the lowest actual collection rate for any of the previous three years. These are shown below:

2023	99.99%
2024	99.23%
2025	95.59%

Based on the above, I, Cheryl E. Johnson, Tax Assessor Collector for Galveston County, do hereby certify the anticipated property tax collection rate for the 2026 tax year for the Galveston Independent School District to be 95.59%.

Additionally, certified excess debt collected, if any, as defined by Section 26.012(10) for the period July 1, 2025 through June 30, 2026 is $0.

Respectfully submitted,

Cheryl E. Johnson

Cheryl E. Johnson, PCC, CTOP

Enclosures

July 26, 2026

Matthew Neighbors, Superintendent
Galveston Independent School District
P.O. Box 660
Galveston, TX 77553

Re: Certified Appraisal Roll, Anticipated
Collection Rate and Excess Debt (if applicable)

Dear Mr Neighbors:

Enclosed please find the 2026 Certified Appraisal Roll that includes the total appraised, assessed and taxable values of all property within your jurisdiction. Additionally, please find on the page entitled *Effective Rate Assumption* the total taxable value of new property.

Section 26.04(b) of the Texas Property Tax Code requires the collector to certify the anticipated collection rate. Section 26.04(h-1) establishes that the anticipated collection rate be equal to the lowest actual collection rate for any of the previous three years. These are shown below:

2023	99.99%
2024	99.23%
2025	95.59%

Based on the above, I, Cheryl E. Johnson, Tax Assessor Collector for Galveston County, do hereby certify the anticipated property tax collection rate for the 2026 tax year for the Galveston Independent School District to be 95.59%.

Additionally, certified excess debt collected, if any, as defined by Section 26.012(10) for the period July 1, 2025 through June 30, 2026 is $0.

Respectfully submitted,

Cheryl E. Johnson

Cheryl E. Johnson, PCC, CTOP

Enclosures