

**Notice of Regular Meeting
Board of Trustees
Wednesday, March 25, 2026**

A Regular Meeting of the Board of Trustees will be held on Wednesday, March 25, 2026, beginning at 6:00 PM, in the Lovenberg Administration Building, 3904 Avenue T, Galveston, TX 77550.

The subjects to be discussed or considered or upon which any formal action may be taken are listed below. Items do not have to be taken in the same order as shown on this meeting notice. For more information about public comment, see Policy BED. Unless removed from the consent agenda, items identified within the consent agenda will be acted on at one time.

The subjects discussed or considered or upon which any formal action may be taken are as listed below. Items do not have to be taken in the order shown.

- 1) Call to order Open Session in the Board Room of the Lovenberg Administration Building, 3904 Avenue T, Galveston, Texas.
- 2) Pledge of Allegiance to the United States flag and the Texas flag.
- 3) Citizen's Request to Address the Board on Agenda and Non-Agenda Items. Please complete sign-up sheets available in the lobby prior to the start of the meeting.
- 4) Declaration of Conflicts of Interest.
- 5) District Reports
 - A) Superintendent's Report
 - 1) Science
 - 2) Social Studies
 - B) Board Committee Reports
 - 1) Facilities/Finance Committee Chair- Mr. Johnny Smecca
- 6) Financial Reports and Budget Update 4
- 7) REGULAR AGENDA- Action Items -None
- 8) The Board may recess into Closed Executive Session in the Library as permitted by the Texas Open Meeting Act Government Code Sections 551.071- 551.090 Subchapter D and E.

Should any final action, final decision, or final vote be required in the opinion of the School Board with regard to any matter considered in such closed meeting then the final action, final decision, or final vote shall be either:

A) in the open meeting covered by the Notice upon the reconvening of the public meeting; or
B) at a subsequent public meeting of the School Board upon notice thereof; as the School Board shall determine.

A) Consultation with Attorney (Tex. Govt. Code Section 551.071) - Consultation with attorney regarding pending or contemplated litigation, settlement offers, or matters in which the duty of the attorney to the school district under the Texas Disciplinary Rules of Professional Conduct of the State Bar of Texas clearly conflicts with the state's open meetings laws.

B) Personnel Matters (Tex. Govt. Code Section 551.074) – Discuss the appointment, employment, evaluation, reassignment, duties, discipline, dismissal or resignation of an employee or employees, including the Superintendent.

C) Real Property (Tex. Govt Code Section 551.072) – Discuss the purchase, exchange, lease or value of real estate in which the discussion in an open meeting would have a detrimental effect on the ability of the school district to negotiate with a third party.

D) Prospective Gifts or Donations (Tex. Govt Code Section 551.073) – Discuss prospective gifts or donations to the Galveston Independent School District and/or individual campuses, programs or facilities.

E) Network Security, Security Devices and Security Audits (Tex. Govt Code Sections 551.076 and 551.089) – Discuss Network security information; a security audit; the deployment, or specific occasions for implementation, of security personnel, critical infrastructure, or security devices; or security assessment or deployments related to information resources technology.

9) Reestablish the open meeting of the Galveston ISD Board of Trustees.

10) CONSENT AGENDA - Action Items

A) Consider approval of the Minutes from the February 18, 2026, Regular School Board Meeting. 64

B) Consider approval of personnel resignations and recommendations with contracts. 68

C) Discuss and consider approval of payment of attorney fees. 69

D) Consider approval of Budget Amendments 70

E) Discuss and consider accepting donations in accordance with Board Policy CDC Local. 72

F) Discuss and consider approval of the proposed library book purchase list for Oppe Elementary School. 75

G) Discuss and consider approval of Audit Engagement Letter for the August 31, 2026 Fiscal Year-End Audit 85

H) Consider approval of the Ball High TAFE students to attend trip in Portland, Oregon to compete at the Educators Rising/TAFE Nationals Competition. 100

I) Discuss and consider approval of Galveston College Staffing for 25-26 Dual Credit Expense 101

11) Suggested Future Agenda Items

12) COMMENTS FROM THE BOARD OF TRUSTEES
Pursuant to Texas Government Code Section 551.0415, Trustees may report on any of the following items:

1. Expressions of thanks, gratitude, and condolences
2. Information regarding holiday schedules
3. Honorary or salutary recognition of a public official, public employee, or other citizen
4. Reminders regarding GISD events
5. Reminders regarding community events
6. Health and safety announcements

13) Adjournment

If, during the course of the meeting, discussion of any item on the agenda should be held in a closed meeting, the board will conduct a closed meeting in accordance with the Texas Open Meetings Act, Texas Government Code, Chapter 551, Subchapters D and E or Texas Government Code section 418.183(f). Before any closed meeting is convened, the presiding officer will publicly identify the section or sections of the Act authorizing the closed meeting. All final votes, actions, or decisions will be taken in open meeting. [See TASB Policy BEC(LEGAL)]

For the Board of Trustees

**EXECUTIVE SUMMARY — MARCH, 2026 BOARD MEETING
PERIOD ENDING FEBRUARY 28, 2026**



REVENUE (REPORT #1)

FISCAL YEAR	ACTUAL	PERCENTAGE
FY26	\$91,850,806	87.3% OF BUDGETED COLLECTIONS
FY25	\$90,126,519	84.2% OF BUDGETED COLLECTIONS

EXPENDITURES (REPORT #2)

FISCAL YEAR	ACTUAL	PERCENTAGE
FY26	\$37,172,290	34.9% OF BUDGETED EXPENDITURES
FY25	\$34,475,932	31.3% OF BUDGETED EXPENDITURES

CASH & INVESTMENTS (REPORT #3)

Moody Bank	\$20,967,625.37	
Texas Class Investment Pool	\$124,699,900.84	N/A (Investment Pool)
Texas Range	\$13,839,183.43	N/A (Investment Pool)
Fidelity Investments	\$116,699,907.24	Treasury & Federal Agency Securities
Total	\$276,206,616.88	

COLLECTIONS (REPORT #4)

Fund	Budget	Amount Collected	% Collected
Maintenance & Operations	\$93,010,561	\$81,872,910	88.0%
Interest & Sinking (Debt Payment)	\$22,495,320	\$19,875,853	88.4%

BOND 2022-2023 CONSTRUCTION (REPORT #5)

SPENT PTD \$208,115,983	ENCUMBERED PTD \$73,276,994
----------------------------	--------------------------------

VENDORS W/ AGGR. PURCHASES >\$50K (REPORT #7)

REGULAR VENDOR TOTAL	41
REG VENDOR AMOUNT TOTAL	\$9,714,131.51
BOND VENDOR TOTAL	21
BOND VENDOR AMOUNT TOTAL	\$31,840,207.01

BOND 2022 INTEREST (REPORT #6)

MOODY BANK AND TEXAS CLASS (POOLS ONLY)	\$8,680,617
--	-------------

MONTHLY CHECK REGISTER (REPORT #9)


\$3,219,759.27 SEE DIGITAL COPY—ATTACHMENT J

LOCAL VENDOR ACTIVITY (REPORT #8)

VENDOR TOTAL	80
VENDOR AMOUNT TOTAL	\$4,484,138.95

FINANCE HIGHLIGHTS

Biomed-Pathways donations received to date: \$349,635, Biomed team is discussing items to purchase



Financial Reports – Executive Summary, Board Meeting 3/25/2026

The following reports representing period ending 2/28/2026, are attached for your review:

Report No. 1 – Attachment B – General Fund revenue collected through the period totals \$91,850,806 or 87.3% of projected collections. For the same period in FY 2024-2025, revenue totaled \$90,126,519 or 84.2% of budgeted collections. See attachment B.

Report No. 2 – Attachment C – General Fund expenditures through the period total \$37,172,290 or 34.9% of total projected expenditures. For the same period in FY 2024-2025, expenditures totaled \$34,475,932 or 31.3% of budgeted expenditures. See attachment C.

Report No. 3 – Cash and investment report. See attachment D.

Funds held by each financial institution at 2/28/26 are as follows:

Moody Bank	20,967,625.37	Pledged securities \$18,460,000
Texas Class Investment Pool	124,699,900.84	N/A (Investment Pool)
Texas Range	13,839,183.43	N/A (Investment Pool)
Fidelity Investments	116,699,907.24	Treasury & Federal Agency Securities
Total	\$276,206,616.88	

Report No. 4 – Current ad valorem taxes, delinquent taxes, and penalties & interest collections through the period are as follows (See attachment E).

Fund	Budget	Amount Collected	% Collected
Maintenance & Operations	\$93,010,561	\$81,872,910	88.0%
Interest & Sinking (Debt Payment)	\$22,495,320	\$19,875,853	88.4%

For the same period in FY 2024-2025, collections were \$82,166,058 (85.2%) for M&O and \$20,366,118 (85.5%) for I&S.

Report No. 5 – 2022 Bond Construction Projects. See attachment F.

Report No. 6 – 2022 Bond Interest Earned. See attachment G

Report No. 7 – Vendors with aggregate purchases for FY 2025-2026 that exceed \$50,000. See attachment H (General Fund) and H-1 (Bonds).

Report No. 8 – Local vendor activity for FY 2025-2026 (zip codes 77550-77559). See attachment I.

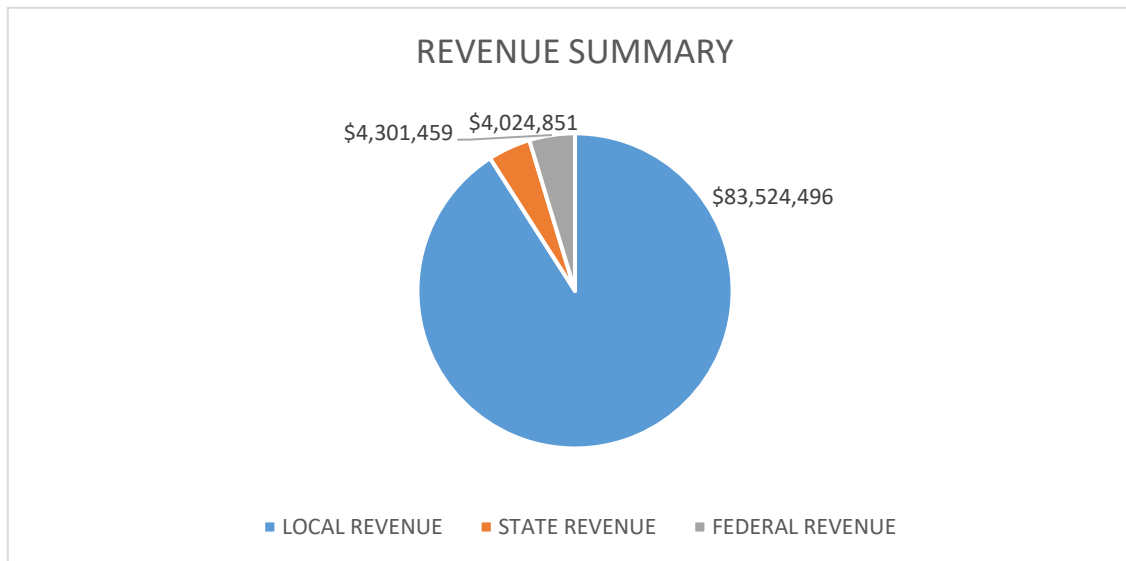
Report No. 9 - Monthly Check Register. See attachment J.

Report No. 10 – Legal Fee Summary FY 2025-2026. See attachment K.

Report No. 11 - Executive Summary

GALVESTON ISD
 GENERAL FUND REVENUES BY MAJOR OBJECT
 AS OF 2/28/2026

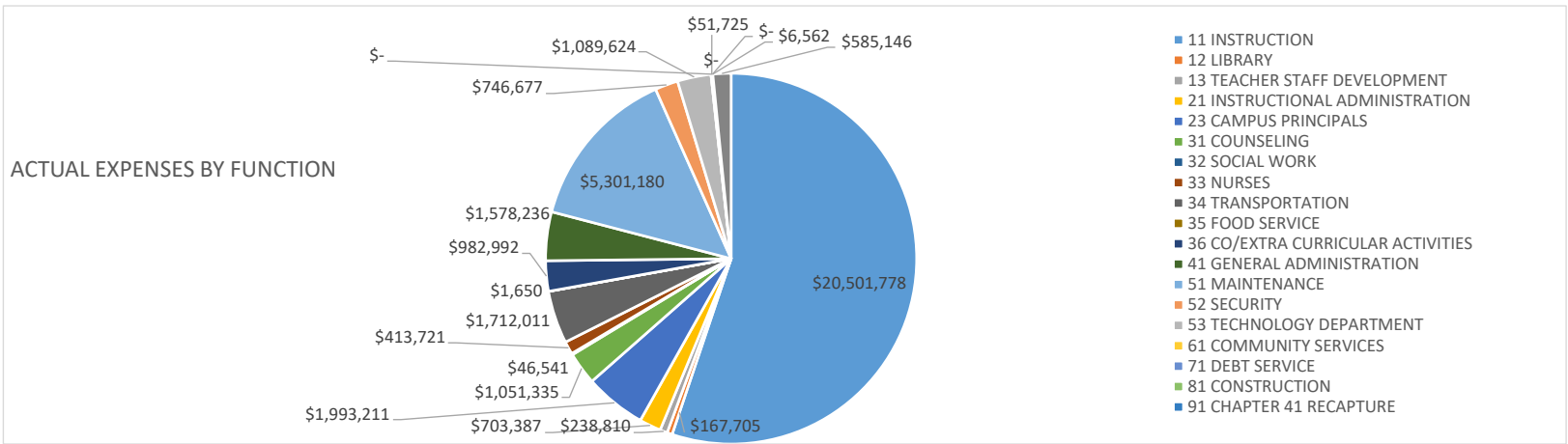
		2025-2026 Revised Budget	Monthly Receipts 02/28/2026	FYTD Activity 02/28/2026	2025-2026 FYTD (Under)/Over Budget
57--	LOCAL REVENUE	\$ 96,715,561	\$ 22,073,979	\$ 83,524,496	\$ (13,191,065)
58--	STATE REVENUE	\$ 7,739,185	\$ 1,278	\$ 4,024,851	\$ (3,714,334)
59--	FEDERAL REVENUE	\$ 785,500	\$ 2,291,919	\$ 4,301,459	\$ 3,515,959
79--	TRANSFERS IN	\$ 15,000	\$ -	\$ -	\$ (15,000)
---		\$ 105,255,246	\$ 24,367,176	\$ 91,850,806	\$ (13,404,440)
	% COLLECTED	87.3%			



ATTACHMENT B

GALVESTON ISD
GENERAL FUND EXPENDITURES BY FUNCTION
AS OF 2/28/2026

FC	Function	Revenue Budget 2025-2026	FYTD Activity February 2025-2026	Encumbered February 2025-2026	Expenses + Encumbered	Unencumbered Balance February 2025-2026
11	INSTRUCTION	\$ 43,016,107	\$ 20,501,778	\$ 1,902,066	\$ 22,403,843	\$ (20,612,263)
12	LIBRARY	\$ 346,921	\$ 167,705	\$ 2,828	\$ 170,534	\$ (176,387)
13	TEACHER STAFF DEVELOPMENT	\$ 630,266	\$ 238,810	\$ 10,633	\$ 249,443	\$ (380,823)
21	INSTRUCTIONAL ADMINISTRATION	\$ 1,534,120	\$ 703,387	\$ 7,974	\$ 711,360	\$ (822,760)
23	CAMPUS PRINCIPALS	\$ 3,874,616	\$ 1,993,211	\$ 520	\$ 1,993,732	\$ (1,880,884)
31	COUNSELING	\$ 2,402,461	\$ 1,051,335	\$ 9,142	\$ 1,060,477	\$ (1,341,984)
32	SOCIAL WORK	\$ 63,053	\$ 46,541	\$ -	\$ 46,541	\$ (16,512)
33	NURSES	\$ 888,773	\$ 413,721	\$ 1,873	\$ 415,594	\$ (473,179)
34	TRANSPORTATION	\$ 4,051,863	\$ 1,712,011	\$ 136,117	\$ 1,848,128	\$ (2,203,735)
35	FOOD SERVICE	\$ -	\$ 1,650	\$ -	\$ 1,650	\$ 1,650
36	CO/EXTRA CURRICULAR ACTIVITIES	\$ 1,908,624	\$ 982,992	\$ 102,072	\$ 1,085,063	\$ (823,560)
41	GENERAL ADMINISTRATION	\$ 3,459,470	\$ 1,578,236	\$ 224,180	\$ 1,802,416	\$ (1,657,054)
51	MAINTENANCE	\$ 9,648,127	\$ 5,301,180	\$ 563,359	\$ 5,864,540	\$ (3,783,587)
52	SECURITY	\$ 1,389,497	\$ 746,677	\$ 10,917	\$ 757,594	\$ (631,903)
53	TECHNOLOGY DEPARTMENT	\$ 2,219,620	\$ 1,089,624	\$ 4,257	\$ 1,093,881	\$ (1,125,739)
61	COMMUNITY SERVICES	\$ 827,764	\$ -	\$ -	\$ -	\$ (827,764)
71	DEBT SERVICE	\$ 110,000	\$ 51,725	\$ 51,725	\$ 103,449	\$ (6,551)
81	CONSTRUCTION	\$ 175,000	\$ -	\$ -	\$ -	\$ (175,000)
91	CHAPTER 41 RECAPTURE	\$ 28,963,914	\$ -	\$ -	\$ -	\$ (28,963,914)
93	PMTS TO FISCAL AGENT/SSA	\$ 45,050	\$ 6,562	\$ -	\$ 6,562	\$ (38,488)
99	APPRAISAL DISTRICT FEES	\$ 1,050,000	\$ 585,146	\$ 431,324	\$ 1,016,470	\$ (33,530)
--	COLUMN TOTALS	\$ 106,605,246	\$ 37,172,290	\$ 3,458,987	\$ 40,631,278	\$ (65,973,969)
	EXPENDITURES AS A % OF BUDGET		34.9%		38.1%	





**Galveston ISD
Portfolio Management
Portfolio Summary
February 28, 2026**

HUB Investment Partners LLC
900 S Capital of Texas Hwy
350
Austin, TX 78746
(512)600-5200

Investments	Par Value	Market Value	Book Value	% of Portfolio	Term	Days to Maturity	YTM 365 Equiv.
Treasury Discounts -Amortizing	118,177,000.00	116,533,246.05	116,468,574.02	42.18	356	145	3.926
Investment Pools	138,539,084.27	138,539,084.27	138,539,084.27	50.17	1	1	3.791
Bank Accounts	19,786,237.43	19,786,237.43	19,786,237.43	7.17	1	1	2.309
Money Market Accounts	1,348,049.13	1,348,049.13	1,348,049.13	0.49	1	1	3.211
Investments	277,850,370.83	276,206,616.88	276,141,944.85	100.00%	151	62	3.739
Cash and Accrued Interest							
Accrued Interest at Purchase		0.00	0.00				
Ending Accrued Interest		0.00	0.00				
Subtotal		0.00	0.00				
Total Cash and Investments Value	277,850,370.83	276,206,616.88	276,141,944.85		151	62	3.739

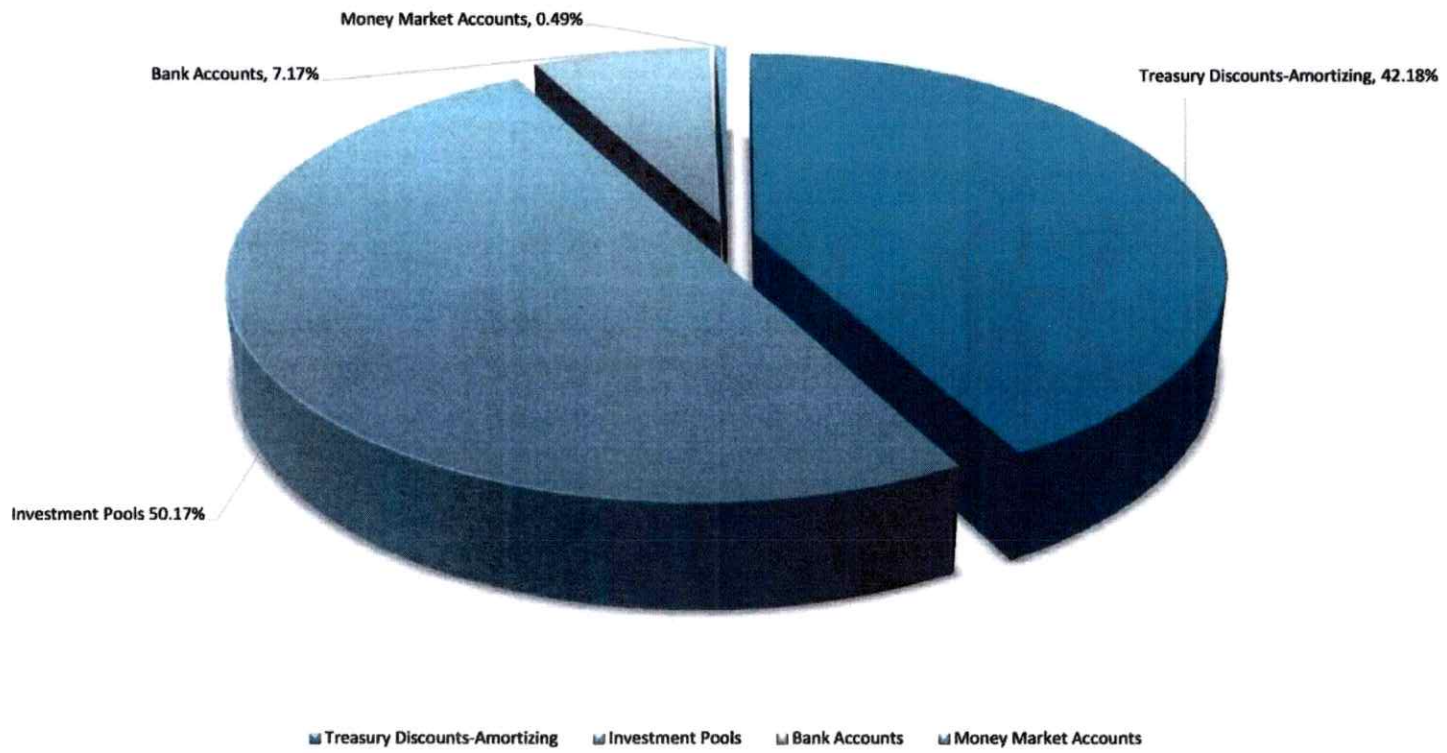
Total Earnings	February 28 Month Ending	Fiscal Year To Date
Current Year	770,270.67	4,551,506.15
Average Daily Balance	244,729,910.93	230,224,677.33
Effective Rate of Return	4.10%	3.99%

The following reports are submitted in accordance with the Public Funds Investment Act (Texas Gov't Code 2256). The reports also offer supplemental information not required by the Act in order to fully inform the governing body of the District of the position and activity within the District's portfolio of investments.

Lorraine Dochoda 3/5/2026
Lorraine Dochoda, Director of Accounting

Jeff Martello 3/16/26
Jeff Martello, Chief Financial Officer

Book Value Percentages by Investment Type





Galveston ISD
Fund GEN OP - General Operating
Investments by Fund
February 28, 2026

HUB Investment Partners LLC
 900 S Capital of Texas Hwy
 350
 Austin, TX 78746
 (512)600-5200

CUSIP	Investment #	Issuer	Purchase Date	Book Value	Par Value	Market Value	Current Rate	YTM 360	YTM 365	Maturity Days To Date Maturity
Investment Pools										
TX GEN-0001	10237	Texas Class	09/01/2022	76,444,055.29	76,444,055.29	76,444,055.29	3.802	3.749	3.802	1
TX DLY 1227-02	10231	Texas Range	09/01/2022	12,757,505.18	12,757,505.18	12,757,505.18	3.690	3.639	3.690	1
Subtotal and Average				89,201,560.47	89,201,560.47	89,201,560.47		3.734	3.786	1
Bank Accounts										
MB GEN 7601	10246	Moody Bank	09/01/2022	4,405,103.99	4,405,103.99	4,405,103.99	0.050	0.049	0.050	1
MB GEN 0616	10293	Moody Bank	05/01/2023	11,521,868.38	11,521,868.38	11,521,868.38	3.930	3.876	3.930	1
MB SCH CSH 1600	10305	Moody Bank	05/01/2024	33.36	33.36	33.36	0.040	0.039	0.040	1
Subtotal and Average				15,927,005.73	15,927,005.73	15,927,005.73		2.818	2.857	1
Total Investments and Average				105,128,566.20	105,128,566.20	105,128,566.20		3.595	3.645	1

**Fund DS - Interest & Sinking
Investments by Fund
February 28, 2026**

CUSIP	Investment #	Issuer	Purchase Date	Book Value	Par Value	Market Value	Current Rate	YTM 360	YTM 365	Maturity Days To Date Maturity
Investment Pools										
TX DEBT-0002	10238	Texas Class	09/01/2022	7,389,396.27	7,389,396.27	7,389,396.27	3.802	3.749	3.802	1
TX DLY 1227-04	10232	Texas Range	09/01/2022	246,263.07	246,263.07	246,263.07	3.690	3.639	3.690	1
Subtotal and Average				7,635,659.34	7,635,659.34	7,635,659.34	3.746	3.798		1
Bank Accounts										
MB DS 2049	10243	Moody Bank	09/01/2022	2,049,058.56	2,049,058.56	2,049,058.56	0.050	0.049	0.050	1
Subtotal and Average				2,049,058.56	2,049,058.56	2,049,058.56	0.049	0.050		1
Money Market Accounts										
MB DS MM 7635	10244	Moody Bank	09/01/2022	1,181,387.94	1,181,387.94	1,181,387.94	3.140	3.140	3.183	1
Subtotal and Average				1,181,387.94	1,181,387.94	1,181,387.94	3.140	3.184		1
Total Investments and Average				10,866,105.84	10,866,105.84	10,866,105.84	2.983	3.026		1

**Fund STUACT - Student Activity
Investments by Fund
February 28, 2026**

CUSIP	Investment #	Issuer	Purchase Date	Book Value	Par Value	Market Value	Current Rate	YTM 360	YTM 365	Maturity Days To Date Maturity
Investment Pools										
TX ACT-0004	10240	Texas Class	09/01/2022	486,529.12	486,529.12	486,529.12	3.802	3.749	3.802	1
Subtotal and Average				486,529.12	486,529.12	486,529.12		3.750	3.802	1
Bank Accounts										
MB ACT 7627	10241	Moody Bank	09/01/2022	340,901.63	340,901.63	340,901.63	0.050	0.049	0.050	1
Subtotal and Average				340,901.63	340,901.63	340,901.63		0.049	0.050	1
Total Investments and Average				827,430.75	827,430.75	827,430.75		2.225	2.256	1

**Fund CN - Child Nutrition
Investments by Fund
February 28, 2026**

CUSIP	Investment #	Issuer	Purchase Date	Book Value	Par Value	Market Value	Current Rate	YTM 360	YTM 365	Maturity Days To Date Maturity
Investment Pools										
TX CNS-0005	10282	Texas Class	09/01/2022	3,703,270.05	3,703,270.05	3,703,270.05	3.802	3.749	3.802	1
TX DLY 1227-08	10235	Texas Range	09/01/2022	835,415.18	835,415.18	835,415.18	3.690	3.639	3.690	1
Subtotal and Average				4,538,685.23	4,538,685.23	4,538,685.23	3.730	3.781		1
Bank Accounts										
MB CN 7619	10245	Moody Bank	09/01/2022	444,677.24	444,677.24	444,677.24	0.050	0.049	0.050	1
Subtotal and Average				444,677.24	444,677.24	444,677.24	0.049	0.050		1
Total Investments and Average				4,983,362.47	4,983,362.47	4,983,362.47	3.401	3.448		1

Fund BD:2022 CONS FD - Bond 2022 Construction Fund
Investments by Fund
February 28, 2026

CUSIP	Investment #	Issuer	Purchase Date	Book Value	Par Value	Market Value	Current Rate	YTM 360	YTM 365	Maturity Date	Days To Maturity
Treasury Discounts -Amortizing											
912797PV3	10318	US Treasury	04/02/2025	27,796,363.33	27,850,000.00	27,802,376.50	3.852	4.019	4.074	03/19/2026	18
912797QD2	10319	US Treasury	04/21/2025	11,623,423.99	11,680,000.00	11,627,089.60	3.791	3.956	4.011	04/16/2026	46
912797QN0	10320	US Treasury	05/19/2025	10,315,989.44	10,400,000.00	10,324,288.00	3.930	4.106	4.163	05/14/2026	74
912797QX8	10325	US Treasury	07/03/2025	11,246,725.59	11,370,000.00	11,256,300.00	3.827	3.989	4.044	06/11/2026	102
912797RF6	10326	US Treasury	07/11/2025	15,701,044.57	15,925,000.00	15,721,637.75	3.895	4.068	4.125	07/09/2026	130
912797RF6	10327	US Treasury	08/19/2025	490,211.41	497,000.00	490,653.31	3.787	3.941	3.995	07/09/2026	130
912797RS8	10328	US Treasury	09/16/2025	5,153,513.25	5,248,000.00	5,153,640.96	3.485	3.626	3.676	09/03/2026	186
912797SK4	10331	US Treasury	11/03/2025	7,083,833.20	7,257,000.00	7,090,016.43	3.550	3.698	3.749	10/29/2026	242
912797TC1	10332	US Treasury	12/26/2025	7,045,957.19	7,250,000.00	7,047,652.50	3.400	3.538	3.587	12/24/2026	298
912797TV9	10333	US Treasury	02/26/2026	20,011,512.05	20,700,000.00	20,019,591.00	3.382	3.518	3.567	02/18/2027	354
Subtotal and Average				116,468,574.02	118,177,000.00	116,533,246.05	3.872	3.926			148
Investment Pools											
TX BD 2022	10284	Texas Class	08/30/2022	26,826,391.18	26,826,391.18	26,826,391.18	3.802	3.749	3.802		1
TX DLY 1227-05	10233	Texas Range	09/01/2022	0.00	0.00	0.00					1
Subtotal and Average				26,826,391.18	26,826,391.18	26,826,391.18	3.750	3.802			1
Bank Accounts											
MB BD CON 2022	10287	Moody Bank	09/08/2022	1,024,594.27	1,024,594.27	1,024,594.27	0.050	0.049	0.050		1
Subtotal and Average				1,024,594.27	1,024,594.27	1,024,594.27	0.049	0.050			1
Money Market Accounts											
FID BOND MM	10286	Fidelity Investments	09/22/2022	166,661.19	166,661.19	166,661.19	3.360	3.360	3.406		1
Subtotal and Average				166,661.19	166,661.19	166,661.19	3.360	3.407			1
Total Investments and Average				144,488,220.66	146,194,646.64	144,550,892.69	3.822	3.875			117

Fund BD 2018 CONS FD - Bond 2018 Construction Fund
Investments by Fund
February 28, 2026

CUSIP	Investment #	Issuer	Purchase Date	Book Value	Par Value	Market Value	Current Rate	YTM 360	YTM 365	Maturity Days To Date Maturity
Bank Accounts										
MB BD CON 2056	10242	Moody Bank	09/01/2022	0.00	0.00	0.00				1
Subtotal and Average				0.00	0.00	0.00	0.000	0.000		0
Total Investments and Average				0.00	0.00	0.00	0.000	0.000		0

Fund BD.2023 CONS FD - Bond 2023 Construction Fund
Investments by Fund
February 28, 2026

CUSIP	Investment #	Issuer	Purchase Date	Book Value	Par Value	Market Value	Current Rate	YTM 360	YTM 365	Maturity Days To Date Maturity
Investment Pools										
TX BD 2023	10291	Texas Class	05/03/2023	0.00	0.00	0.00				1
Subtotal and Average				0.00	0.00	0.00		0.000	0.000	0
Bank Accounts										
MB 23 BND 5610	10292	Moody Bank	05/23/2023	0.00	0.00	0.00				1
Subtotal and Average				0.00	0.00	0.00		0.000	0.000	0
Total Investments and Average				0.00	0.00	0.00		0.000	0.000	0

Fund MPAC - MOODY PERF ARTS CENTER
Investments by Fund
February 28, 2026

CUSIP	Investment #	Issuer	Purchase Date	Book Value	Par Value	Market Value	Current Rate	YTM 360	YTM 365	Maturity Days To Date Maturity
Investment Pools										
TX MPAC-0008	10324	Texas Class	05/09/2025	4,761,522.54	4,761,522.54	4,761,522.54	3.802	3.749	3.802	1
Subtotal and Average				4,761,522.54	4,761,522.54	4,761,522.54		3.750	3.802	1
Total Investments and Average				4,761,522.54	4,761,522.54	4,761,522.54		3.750	3.802	1

**Fund BLDG FD - Building Proceed Funds
Investments by Fund
February 28, 2026**

CUSIP	Investment #	Issuer	Purchase Date	Book Value	Par Value	Market Value	Current Rate	YTM 360	YTM 365	Maturity Days To Date Maturity
Investment Pools										
TX BLDG PROC FD	10330	Texas Class	09/19/2025	5,088,736.39	5,088,736.39	5,088,736.39	3.802	3.749	3.802	1
			Subtotal and Average	5,088,736.39	5,088,736.39	5,088,736.39		3.750	3.802	1
			Total Investments and Average	5,088,736.39	5,088,736.39	5,088,736.39		3.750	3.802	1



**Galveston ISD
Summary by Type
February 28, 2026
Grouped by Fund**

HUB Investment Partners LLC
900 S Capital of Texas Hwy
350
Austin, TX 78746
(512)600-5200

Security Type	Number of Investments	Par Value	Book Value	% of Portfolio	Average YTM 365	Average Days to Maturity
Fund: Bond 2018 Construction Fund						
Bank Accounts	1	0.00	0.00	0.00	0.000	0
Subtotal	1	0.00	0.00	0.00	0.000	0
Fund: Bond 2022 Construction Fund						
Money Market Accounts	1	166,661.19	166,661.19	0.06	3.407	1
Bank Accounts	1	1,024,594.27	1,024,594.27	0.37	0.050	1
Investment Pools	2	26,826,391.18	26,826,391.18	9.71	3.802	1
Treasury Discounts -Amortizing	10	118,177,000.00	116,468,574.02	42.18	3.926	145
Subtotal	14	146,194,646.64	144,486,220.66	52.32	3.875	117
Fund: Bond 2023 Construction Fund						
Investment Pools	1	0.00	0.00	0.00	0.000	0
Bank Accounts	1	0.00	0.00	0.00	0.000	0
Subtotal	2	0.00	0.00	0.00	0.000	0
Fund: Building Proceed Funds						
Investment Pools	1	5,088,736.39	5,088,736.39	1.84	3.802	1
Subtotal	1	5,088,736.39	5,088,736.39	1.84	3.802	1
Fund: Child Nutrition						
Investment Pools	2	4,538,685.23	4,538,685.23	1.64	3.781	1
Bank Accounts	1	444,677.24	444,677.24	0.16	0.050	1
Subtotal	3	4,983,362.47	4,983,362.47	1.80	3.448	1
Fund: Interest & Sinking						
Bank Accounts	1	2,049,058.56	2,049,058.56	0.74	0.050	1
Money Market Accounts	1	1,181,387.94	1,181,387.94	0.43	3.184	1
Investment Pools	2	7,635,659.34	7,635,659.34	2.77	3.798	1
Subtotal	4	10,866,105.84	10,866,105.84	3.94	3.025	1
Fund: General Operating						

**Galveston ISD
Summary by Type
February 28, 2026
Grouped by Fund**

Security Type	Number of Investments	Par Value	Book Value	% of Portfolio	Average YTM 365	Average Days to Maturity
Fund: General Operating						
Investment Pools	2	89,201,560.47	89,201,560.47	32.30	3.786	1
Bank Accounts	3	15,927,005.73	15,927,005.73	5.77	2.857	1
Subtotal	5	105,128,566.20	105,128,566.20	38.07	3.645	1
Fund: MOODY PERF ARTS CENTER						
Investment Pools	1	4,761,522.54	4,761,522.54	1.72	3.802	1
Subtotal	1	4,761,522.54	4,761,522.54	1.72	3.802	1
Fund: Student Activity						
Investment Pools	1	486,529.12	486,529.12	0.18	3.802	1
Bank Accounts	1	340,901.63	340,901.63	0.12	0.050	1
Subtotal	2	827,430.75	827,430.75	0.30	2.258	1
Total and Average	33	277,850,370.83	276,141,944.85	100.00	3.739	62



Galveston ISD
Cash Reconciliation Report
For the Period February 1, 2026 - February 28, 2026
Grouped by Fund

HUB Investment Partners LLC
 900 S Capital of Texas Hwy
 350
 Austin, TX 78746
 (512)600-5200

Trans. Date	Investment #	Fund	Trans. Type	Security ID	Par Value	Security Description	Maturity Date	Purchases	Interest	Redemptions	Cash
Bond 2022 Construction Fund											
02/15/2026	10316	BD 2022	Interest	91282CGL9	15,920,000.00	USTR 15.9M 4.00% Mat. 02/15/2026	02/15/2026	0.00	318,400.00	0.00	318,400.00
02/15/2026	10316	BD 2022	Maturity	91282CGL9	15,920,000.00	USTR 15.9M 4.00% Mat. 02/15/2026	02/15/2026	0.00	0.00	15,920,000.00	15,920,000.00
02/19/2026	10317	BD 2022	Maturity	912797PM3	10,905,000.00	USTR 10.9M 3.92% Mat. 02/19/2026	02/19/2026	0.00	0.00	10,905,000.00	10,905,000.00
02/26/2026	10333	BD 2022	Purchase	912797TV9	20,700,000.00	USTR 20.7M 3.38% Mat. 02/18/2027	02/18/2027	-20,005,677.41	0.00	0.00	-20,005,677.41
Subtotal								-20,005,677.41	318,400.00	26,825,000.00	7,137,722.59
Total								-20,005,677.41	318,400.00	26,825,000.00	7,137,722.59



**Galveston ISD
Purchases Report
Sorted by Fund - Purchase Date
February 1, 2026 - February 28, 2026**

HUB Investment Partners LLC
900 S Capital of Texas Hwy
350
Austin, TX 78746
(512)600-5200

CUSIP	Investment #	Fund	Sec. Type	Issuer	Original Par Value	Purchase Date	Payment Periods	Principal Purchased	Accrued Interest at Purchase	Rate at Purchase	Maturity Date	YTM	Ending Book Value
Bond 2022 Construction Fund													
912797TV9	10333	BD 2022	ATD	USTR	20,700,000.00	02/26/2026	02/18 - At Maturity	20,005,677.41		3.382	02/18/2027	3.518	20,011,512.05
				Subtotal	20,700,000.00			20,005,677.41	0.00				20,011,512.05
				Total Purchases	20,700,000.00			20,005,677.41	0.00				20,011,512.05



**Galveston ISD
Maturity Report
Sorted by Maturity Date**

Amounts due during February 1, 2026 - February 28, 2026

HUB Investment Partners LLC
900 S Capital of Texas Hwy
350
Austin, TX 78746
(512)600-5200

CUSIP	Investment #	Fund	Sec. Type	Issuer	Par Value	Maturity Date	Purchase Date	Rate at Maturity	Book Value at Maturity	Interest	Maturity Proceeds	Net Income
91282CGL9	10316	BD 2022	TRC	USTR	15,920,000.00	02/15/2026	02/24/2025	4.000	15,920,000.00	318,400.00	16,238,400.00	318,400.00
912797PM3	10317	BD 2022	ATD	USTR	10,905,000.00	02/19/2026	03/04/2025	3.922	10,905,000.00	0.00	10,905,000.00	0.00
Total Maturities					26,825,000.00				26,825,000.00	318,400.00	27,143,400.00	318,400.00



Galveston ISD
Interest Earnings
Sorted by Fund - Maturity Date
February 1, 2026 - February 28, 2026
Yield on Beginning Book Value

HUB Investment Partners LLC
 900 S Capital of Texas Hwy
 350
 Austin, TX 78746
 (512)600-5200

CUSIP	Investment #	Fund	Security Type	Ending Par Value	Beginning Book Value	Ending Book Value	Maturity Date	Current Rate	Annualized Yield	Adjusted Interest Earnings		
										Interest Earned	Amortization/ Accretion	Adjusted Interest Earnings
Fund: Bond 2022 Construction Fund												
TX BD 2022	10284	BD 2022	RRP	26,826,391.18	21,763,468.16	26,826,391.18		3.802	3.769	62,923.02	0.00	62,923.02
FID BOND MM	10286	BD 2022	RR3	166,661.19	8,386.79	166,661.19		3.360	***.***	20,566.81	0.00	20,566.81
MB BD CON 2022	10287	BD 2022	RR2	1,024,594.27	1,209,103.61	1,024,594.27		0.050	0.063	58.48	0.00	58.48
91282CGL9	10316	BD 2022	TRC	0.00	15,918,460.07	0.00	02/15/2026	4.000	4.220	24,226.09	1,539.93	25,766.02
912797PM3	10317	BD 2022	ATD	0.00	10,883,616.86	0.00	02/19/2026	3.922	3.984	0.00	21,383.14	21,383.14
912797PV3	10318	BD 2022	ATD	27,850,000.00	27,712,928.50	27,796,363.33	03/19/2026	3.852	3.925	0.00	83,434.83	83,434.83
912797QD2	10319	BD 2022	ATD	11,680,000.00	11,588,986.41	11,623,423.99	04/16/2026	3.791	3.874	0.00	34,437.58	34,437.58
912797QN0	10320	BD 2022	ATD	10,400,000.00	10,284,201.67	10,315,989.44	05/14/2026	3.930	4.029	0.00	31,787.77	31,787.77
912797QX8	10325	BD 2022	ATD	11,370,000.00	11,212,885.55	11,246,725.59	06/11/2026	3.827	3.934	0.00	33,840.04	33,840.04
912797RF6	10326	BD 2022	ATD	15,925,000.00	15,652,808.02	15,701,044.57	07/09/2026	3.895	4.017	0.00	48,236.55	48,236.55
912797RF6	10327	BD 2022	ATD	497,000.00	488,749.25	490,211.41	07/09/2026	3.787	3.900	0.00	1,462.16	1,462.16
912797RS8	10328	BD 2022	ATD	5,248,000.00	5,139,289.44	5,153,513.25	09/03/2026	3.485	3.608	0.00	14,223.81	14,223.81
912797SK4	10331	BD 2022	ATD	7,257,000.00	7,063,797.37	7,083,833.20	10/29/2026	3.550	3.697	0.00	20,035.83	20,035.83
912797TC1	10332	BD 2022	ATD	7,250,000.00	7,026,785.38	7,045,957.19	12/24/2026	3.400	3.557	0.00	19,171.81	19,171.81
912797TV9	10333	BD 2022	ATD	20,700,000.00	0.00	20,011,512.05	02/18/2027	3.382	3.548	0.00	5,834.64	5,834.64
Subtotal				146,194,646.64	145,953,467.08	144,486,220.66			4.049	107,774.40	315,388.09	423,162.49
Fund: Building Proceed Funds												
TX BLDG PROC FD	10330	BLDG FD	RRP	5,088,736.39	5,073,920.51	5,088,736.39		3.802	3.806	14,815.88	0.00	14,815.88
Subtotal				5,088,736.39	5,073,920.51	5,088,736.39			3.806	14,815.88	0.00	14,815.88
Fund: Child Nutrition												
TX DLY 1227-08	10235	CN	RRP	835,415.18	833,055.87	835,415.18		3.690	3.692	2,359.31	0.00	2,359.31
MB CN 7619	10245	CN	RR2	444,677.24	310,920.75	444,677.24		0.050	0.056	13.29	0.00	13.29
TX CNS-0005	10282	CN	RRP	3,703,270.05	3,363,766.25	3,703,270.05		3.802	4.129	10,653.66	0.00	10,653.66
Subtotal				4,983,362.47	4,507,742.87	4,983,362.47			3.767	13,026.26	0.00	13,026.26
Fund: Interest & Sinking												
TX DLY 1227-04	10232	DS	RRP	246,263.07	245,567.59	246,263.07		3.690	3.692	695.48	0.00	695.48
TX DEBT-0002	10238	DS	RRP	7,389,396.27	2,113,197.49	7,389,396.27		3.802	10.895	17,661.50	0.00	17,661.50
MB DS 2049	10243	DS	RR2	2,049,058.56	2,048,979.97	2,049,058.56		0.050	0.050	78.59	0.00	78.59

Galveston ISD
Interest Earnings
February 1, 2026 - February 28, 2026

CUSIP	Investment #	Fund	Security Type	Ending Par Value	Beginning Book Value	Ending Book Value	Maturity Date	Current Rate	Adjusted Interest Earnings			
									Annualized Yield	Interest Earned	Amortization/ Accretion	Adjusted Interest Earnings
Fund: Interest & Sinking												
MB DS MM 7635	10244	DS	RR3	1,181,387.94	1,178,549.09	1,181,387.94		3.140	3.140	2,838.85	0.00	2,838.85
			Subtotal	10,866,105.84	5,588,294.14	10,866,105.84			4.984	21,274.42	0.00	21,274.42
Fund: General Operating												
TX DLY 1227-02	10231	GEN OP	RRP	12,757,505.18	12,721,476.49	12,757,505.18		3.690	3.692	36,028.69	0.00	36,028.69
TX GEN-0001	10237	GEN OP	RRP	76,444,055.29	59,688,513.95	76,444,055.29		3.802	4.628	211,906.76	0.00	211,906.76
MB GEN 7601	10246	GEN OP	RR2	4,405,103.99	2,635,506.71	4,405,103.99		0.050	0.064	129.11	0.00	129.11
MB GEN 0616	10293	GEN OP	RR2	11,521,868.38	11,487,236.72	11,521,868.38		3.930	3.930	34,631.66	0.00	34,631.66
MB SCH CSH 1600	10305	GEN OP	RR2	33.36	0.33	33.36		0.040	118.506	0.03	0.00	0.03
			Subtotal	105,128,566.20	88,532,734.20	105,128,566.20			4.259	282,686.25	0.00	282,686.25
Fund: MOODY PERF ARTS CENTER												
TX MPAC-0008	10324	MPAC	RRP	4,761,522.54	4,779,305.71	4,761,522.54		3.802	3.782	13,866.50	0.00	13,866.50
			Subtotal	4,761,522.54	4,779,305.71	4,761,522.54			3.782	13,866.50	0.00	13,866.50
Fund: Student Activity												
TX ACT-0004	10240	STUACT	RRP	486,529.12	485,112.60	486,529.12		3.802	3.806	1,416.52	0.00	1,416.52
MB ACT 7627	10241	STUACT	RR2	340,901.63	306,856.41	340,901.63		0.050	0.052	12.35	0.00	12.35
			Subtotal	827,430.75	791,969.01	827,430.75			2.352	1,428.87	0.00	1,428.87
			Total	277,850,370.83	253,225,433.52	276,141,944.85			4.123	454,882.58	316,388.09	770,270.67



**Galveston ISD
Accrued Interest
Sorted by Fund - Maturity Date
February 1, 2026 - February 28, 2026**

HUB Investment Partners LLC
900 S Capital of Texas Hwy
350
Austin, TX 78746
(512)600-5200

CUSIP	Investment #	Security Type	Par Value	Maturity Date	Current Rate	* Beginning Accrued Interest	Adjusted Acc'd Int. at Purchase During Period	Interest Earned	Interest Received	* Ending Accrued Interest
Bond 2018 Construction Fund										
MB BD CON 2056	10242	RR2	0.00			0.00	0.00	0.00	0.00	0.00
		Subtotal	0.00			0.00	0.00	0.00	0.00	0.00
Bond 2022 Construction Fund										
TX BD 2022	10284	RRP	26,826,391.18		3.802	0.00	0.00	62,923.02	62,923.02	0.00
TX DLY 1227-05	10233	RRP	0.00			0.00	0.00	0.00	0.00	0.00
MB BD CON 2022	10287	RR2	1,024,594.27		0.050	0.00	0.00	58.48	58.48	0.00
FID BOND MM	10286	RR3	166,661.19		3.360	0.00	0.00	20,566.81	20,566.81	0.00
91282CGL9	10316	TRC	0.00	02/15/2026	4.000	294,173.91	0.00	24,226.09	318,400.00	0.00
912797PM3	10317	ATD	0.00	02/19/2026	3.922	0.00	0.00	0.00	0.00	0.00
912797PV3	10318	ATD	27,850,000.00	03/19/2026	3.852	0.00	0.00	0.00	0.00	0.00
912797QD2	10319	ATD	11,680,000.00	04/16/2026	3.791	0.00	0.00	0.00	0.00	0.00
912797QN0	10320	ATD	10,400,000.00	05/14/2026	3.930	0.00	0.00	0.00	0.00	0.00
912797QX8	10325	ATD	11,370,000.00	06/11/2026	3.827	0.00	0.00	0.00	0.00	0.00
912797RF6	10326	ATD	15,925,000.00	07/09/2026	3.895	0.00	0.00	0.00	0.00	0.00
912797RF6	10327	ATD	497,000.00	07/09/2026	3.787	0.00	0.00	0.00	0.00	0.00
912797RS8	10328	ATD	5,248,000.00	09/03/2026	3.485	0.00	0.00	0.00	0.00	0.00
912797SK4	10331	ATD	7,257,000.00	10/29/2026	3.550	0.00	0.00	0.00	0.00	0.00
912797TC1	10332	ATD	7,250,000.00	12/24/2026	3.400	0.00	0.00	0.00	0.00	0.00
912797TV9	10333	ATD	20,700,000.00	02/18/2027	3.382	0.00	0.00	0.00	0.00	0.00
		Subtotal	146,194,646.64			294,173.91	0.00	107,774.40	401,948.31	0.00
Bond 2023 Construction Fund										
TX BD 2023	10291	RRP	0.00			0.00	0.00	0.00	0.00	0.00
MB 23 BND 5610	10292	RR2	0.00			0.00	0.00	0.00	0.00	0.00
		Subtotal	0.00			0.00	0.00	0.00	0.00	0.00
Building Proceed Funds										
TX BLDG PROC FD	10330	RRP	5,088,736.39		3.802	0.00	0.00	14,815.88	14,815.88	0.00
		Subtotal	5,088,736.39			0.00	0.00	14,815.88	14,815.88	0.00
Child Nutrition										
TX CNS-0005	10282	RRP	3,703,270.05		3.802	0.00	0.00	10,653.66	10,653.66	0.00
TX DLY 1227-08	10235	RRP	835,415.18		3.690	0.00	0.00	2,359.31	2,359.31	0.00
MB CN 7619	10245	RR2	444,677.24		0.050	0.00	0.00	13.29	13.29	0.00
		Subtotal	4,983,362.47			0.00	0.00	13,026.26	13,026.26	0.00

Beginning Accrued may not include investments that redeemed in the previous month that had outstanding accrued interest. Ending Accrued includes outstanding purchase interest.

**Galveston ISD
Accrued Interest
Sorted by Fund - Maturity Date**

CUSIP	Investment #	Security Type	Par Value	Maturity Date	Current Rate	* Beginning Accrued Interest	Adjusted Acc'd Int. at Purchase During Period	Interest Earned	Interest Received	* Ending Accrued Interest
Interest & Sinking										
TX DEBT-0002	10238	RRP	7,389,396.27		3.802	0.00	0.00	17,661.50	17,661.50	0.00
TX DLY 1227-04	10232	RRP	246,263.07		3.690	0.00	0.00	695.48	695.48	0.00
MB DS 2049	10243	RR2	2,049,058.56		0.050	0.00	0.00	78.59	78.59	0.00
MB DS MM 7635	10244	RR3	1,181,387.94		3.140	0.00	0.00	2,838.85	2,838.85	0.00
		Subtotal	10,866,105.84			0.00	0.00	21,274.42	21,274.42	0.00
General Operating										
TX GEN-0001	10237	RRP	76,444,055.29		3.802	0.00	0.00	211,906.76	211,906.76	0.00
TX DLY 1227-02	10231	RRP	12,757,505.18		3.690	0.00	0.00	36,028.69	36,028.69	0.00
MB GEN 7601	10246	RR2	4,405,103.99		0.050	0.00	0.00	129.11	129.11	0.00
MB GEN 0616	10293	RR2	11,521,868.38		3.930	0.00	0.00	34,631.66	34,631.66	0.00
MB SCH CSH 1600	10305	RR2	33.36		0.040	0.00	0.00	0.03	0.03	0.00
		Subtotal	105,128,566.20			0.00	0.00	282,696.25	282,696.25	0.00
MOODY PERF ARTS CENTER										
TX MPAC-0008	10324	RRP	4,761,522.54		3.802	0.00	0.00	13,866.50	13,866.50	0.00
		Subtotal	4,761,522.54			0.00	0.00	13,866.50	13,866.50	0.00
Student Activity										
TX ACT-0004	10240	RRP	486,529.12		3.802	0.00	0.00	1,416.52	1,416.52	0.00
MB ACT 7627	10241	RR2	340,901.63		0.050	0.00	0.00	12.35	12.35	0.00
		Subtotal	827,430.75			0.00	0.00	1,428.87	1,428.87	0.00
		Total	277,850,370.83			294,173.91	0.00	454,882.58	749,056.49	0.00

Beginning Accrued may not include investments that redeemed in the previous month that had outstanding accrued interest. Ending Accrued includes outstanding purchase interest.



**Galveston ISD
Inventory by Maturity Report
February 28, 2026**

HUB Investment Partners LLC
900 S Capital of Texas Hwy
350
Austin, TX 78746
(512)600-5200

CUSIP	Investment #	Fund	Sec. Type	Issuer	Purchase Date	Book Value	Current Rate	Maturity/Call Date	Maturity Amount	Total Days	Par Value	YTM/YTC		Days to Mat./Call
												360	365	
912797PV3	10318	BD 2022	ATD	US Treasury	04/02/2025	27,796,363.33	3.852	03/19/2026	27,850,000.00	351	27,850,000.00	4.019	4.075	18
912797QD2	10319	BD 2022	ATD	US Treasury	04/21/2025	11,623,423.99	3.791	04/16/2026	11,680,000.00	360	11,680,000.00	3.957	4.011	46
912797QN0	10320	BD 2022	ATD	US Treasury	05/19/2025	10,315,989.44	3.930	05/14/2026	10,400,000.00	360	10,400,000.00	4.106	4.163	74
912797QX8	10325	BD 2022	ATD	US Treasury	07/03/2025	11,246,725.59	3.827	06/11/2026	11,370,000.00	343	11,370,000.00	3.990	4.045	102
912797RF6	10326	BD 2022	ATD	US Treasury	07/11/2025	15,701,044.57	3.895	07/09/2026	15,925,000.00	363	15,925,000.00	4.069	4.125	130
912797RF6	10327	BD 2022	ATD	US Treasury	08/19/2025	490,211.41	3.787	07/09/2026	497,000.00	324	497,000.00	3.941	3.996	130
912797RS8	10328	BD 2022	ATD	US Treasury	09/16/2025	5,153,513.25	3.485	09/03/2026	5,248,000.00	352	5,248,000.00	3.626	3.677	186
912797SK4	10331	BD 2022	ATD	US Treasury	11/03/2025	7,083,833.20	3.550	10/29/2026	7,257,000.00	360	7,257,000.00	3.698	3.749	242
912797TC1	10332	BD 2022	ATD	US Treasury	12/26/2025	7,045,957.19	3.400	12/24/2026	7,250,000.00	363	7,250,000.00	3.539	3.588	298
912797TV9	10333	BD 2022	ATD	US Treasury	02/26/2026	20,011,512.05	3.382	02/18/2027	20,700,000.00	357	20,700,000.00	3.518	3.567	354
Subtotal and Average						116,468,574.02			118,177,000.00		118,177,000.00	3.872	3.926	145
Net Maturities and Average						116,468,574.02			118,177,000.00		118,177,000.00	3.872	3.926	145



Galveston ISD
Projected Cashflow Report
Sorted by Monthly
For the Period March 1, 2026 - August 31, 2026

HUB Investment Partners LLC
 900 S Capital of Texas Hwy
 350
 Austin, TX 78746
 (512)600-5200

Projected Trans. Date	Investment #	Fund	Security ID	Transaction Type	Issuer	Par Value	Original Cost	Principal	Interest	Total
March 2026										
03/19/2026	10318	BD 2022	912797PV3	Maturity	US Treasury	27,850,000.00	26,804,064.84	27,850,000.00	0.00	27,850,000.00
Total for March 2026						27,850,000.00	26,804,064.84	27,850,000.00	0.00	27,850,000.00
April 2026										
04/16/2026	10319	BD 2022	912797QD2	Maturity	US Treasury	11,680,000.00	11,237,211.20	11,680,000.00	0.00	11,680,000.00
Total for April 2026						11,680,000.00	11,237,211.20	11,680,000.00	0.00	11,680,000.00
May 2026										
05/14/2026	10320	BD 2022	912797QN0	Maturity	US Treasury	10,400,000.00	9,991,280.00	10,400,000.00	0.00	10,400,000.00
Total for May 2026						10,400,000.00	9,991,280.00	10,400,000.00	0.00	10,400,000.00
June 2026										
06/11/2026	10325	BD 2022	912797QX8	Maturity	US Treasury	11,370,000.00	10,955,439.57	11,370,000.00	0.00	11,370,000.00
Total for June 2026						11,370,000.00	10,955,439.57	11,370,000.00	0.00	11,370,000.00
July 2026										
07/09/2026	10326	BD 2022	912797RF6	Maturity	US Treasury	15,925,000.00	15,299,627.53	15,925,000.00	0.00	15,925,000.00
07/09/2026	10327	BD 2022	912797RF6	Maturity	US Treasury	497,000.00	480,060.75	497,000.00	0.00	497,000.00
Total for July 2026						16,422,000.00	15,779,688.28	16,422,000.00	0.00	16,422,000.00
GRAND TOTALS:						77,722,000.00	74,767,683.89	77,722,000.00	0.00	77,722,000.00

GLOSSARY

PAR VALUE	The face value of investment.
MARKET VALUE	The face value multiplied by the market price. It is the last reported price from the report date.
BOOK VALUE	The cost of a bond, plus or minus adjustments for purchase discount or premium adjustments.
AMORTIZATION/ACCRETION	Amortization (accretion) is the process of reducing (increasing) the original cost of the investment on a daily basis in order to equal par value at maturity. Amortization calculations vary by investment type and the basis associated with the type of investment.
SECURITY TYPE DEFINITIONS	Security types are broad category of investments with similar characteristics and risk features such as agency securities, corporate bonds, municipal bonds, and money markets. Codes within the system are utilized to make calculations based on the underlying security. Security type labels are customizable.
CPI	TexasTERM
ACP	Commercial Paper Discounted - Amortizing
MC1	Municipal Bonds
RR3	Money Market Accounts
PA1	Passbook/Checking Accounts
RRP	Investment Pools
TRC	Treasury Coupon Securities
PURCHASE PRINCIPAL	The original cost of the bond. Par value multiplied by purchase price.
PREMIUM/DISCOUNT	A bond with price below 100 is discount. A bond with price above 100 is premium.
ADJUSTED INTEREST EARNINGS	Net between interest earned and amortization/accretion adjustments within a report period.
EFFECTIVE RATE OF RETURN	Interest earnings adjusted for amortization of premiums and accretion for discounts plus any realized gain or loss divided by the average daily balance of the portfolio divided by 365 and then multiplied by the actual days in the report period.
YIELD TO MATURITY	The yield of an investment as of the purchase date assuming that the bond is held to maturity.
YTM 360	The yield is based on a hypothetical year that has only 360 days.
YTM 365	The yield is based on a 365-day year.
REMAINING COST	The original cost of an investment taking into consideration any partial sales or redemptions for the par value that remains.
STATED RATE	Coupon rate (yield the bond paid on its issue date).
CURRENT RATE	A bond's annual return based on its annual coupon payments and current price (as opposed to its original price or face).

Statement Disclosures

The information provided in this report was created by HUB Investment Partners utilizing data from your custodian that is considered reliable. HUB Investment Partners is relying on the information provided by your custodian; HUB Investment Partners has not audited or otherwise verified the accuracy of the methodology, calculations, or information in this report. As a result, the methodology, calculations, and information presented in the report are not guaranteed by HUB Investment Partners.

HUB Investment Partners is independent of your custodian.

You should consider the account statements received directly from your account custodian as the prevailing document for your account. Please review the information contained on this statement against the statement provided to you from the account custodian or product sponsor. The reported value on your account statement you received from the account custodian may differ from the reported value on this quarterly statement due to a variety of factors including the treatment of accrued income and dividends, rounding and other considerations. If there is any unexplained discrepancy between this statement and the account statement you received from the account custodian, please immediately contact HUB Investment Partners and/or your account custodian. Discrepancies should be reported to HUB Investment Partners via telephone at 512-600-5268.

The account portfolio or assets in the account are valued at the starting and ending points of the period. Cash flows are included in the calculation based on when they occurred during the period.

Performance data quoted represents past performance and does not guarantee future results. The investment return and principal of an investment will fluctuate so that an investor's shares when redeemed may be worth more or less than their original cost. All investments have investment risks such as fluctuation in investment principal including the complete loss of principal invested. The values represented in the report may not reflect the original cost of a client's initial investment. HUB Investment Partners standard reporting does not reflect reinvestment of dividends and other earnings in the performance numbers, unless the account holder specifically asks for inclusion of such earnings. Performance report calculations and figures should not be relied upon for tax purposes.

If you have any changes in your financial situation, risk tolerance, investment objectives or if you wish to impose or modify any reasonable restrictions on the management of your account(s), please contact HUB Investment Partners immediately. Also, please contact us if you would like a current copy of our Disclosure Document, which includes a description of the advisory services we offer.

This material is not intended to present an opinion on legal or tax matters. Please consult with your attorney or tax advisor and compare this document to your custodial statement for accuracy, as applicable.



**Galveston ISD
Quarterly Portfolio Management
Portfolio Summary
February 28, 2026**

HUB Investment Partners LLC
900 S Capital of Texas Hwy
350
Austin, TX 78746
(512)600-5200

Investments	Par Value	Market Value	Book Value	% of Portfolio	Term	Days to Maturity	YTM 365 Equiv.
Treasury Discounts -Amortizing	118,177,000.00	116,533,246.05	116,468,574.02	42.18	356	145	3.926
Investment Pools	138,539,084.27	138,539,084.27	138,539,084.27	50.17	1	1	3.791
Bank Accounts	19,786,237.43	19,786,237.43	19,786,237.43	7.17	1	1	2.309
Money Market Accounts	1,348,049.13	1,348,049.13	1,348,049.13	0.49	1	1	3.211
Investments	277,850,370.83	276,206,616.88	276,141,944.85	100.00%	151	62	3.739
Cash and Accrued Interest							
Accrued Interest at Purchase		0.00	0.00				
Ending Accrued Interest		0.00	0.00				
Subtotal		0.00	0.00				
Total Cash and Investments Value	277,850,370.83	276,206,616.88	276,141,944.85		151	62	3.739

Total Earnings	February 28 Period Ending
Current Year	2,307,218.46
Average Daily Balance	229,112,038.60
Effective Rate of Return	4.08%

The following reports are submitted in accordance with the Public Funds Investment Act (Texas Gov't Code 2256). The reports also offer supplemental information not required by the Act in order to fully inform the governing body of the District of the position and activity within the District's portfolio of investments.

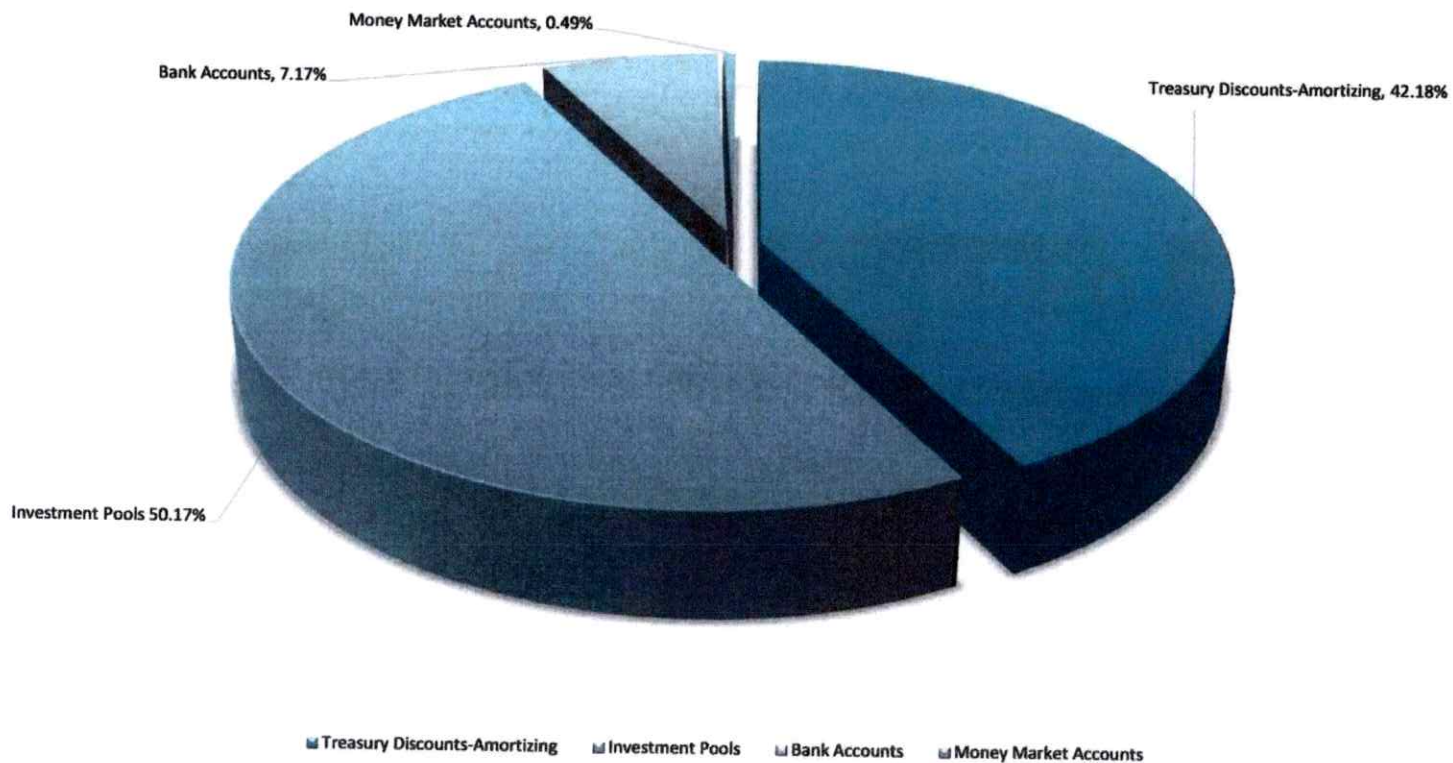
Lorraine Dochoda 3/5/2026
Lorraine Dochoda, Director of Accounting

Jeff Martello 3/16/26
Jeff Martello, Chief Financial Officer

Reporting period 12/01/2025-02/28/2026

QUARTERLY CASH & INVESTMENT REPORT - ATTACHMENT D1

Book Value Percentages by Investment Type





Galveston ISD
Fund GEN OP - General Operating
Investments by Fund
February 28, 2026

HUB Investment Partners LLC
 900 S Capital of Texas Hwy
 350
 Austin, TX 78746
 (512)600-5200

CUSIP	Investment #	Issuer	Purchase Date	Book Value	Par Value	Market Value	Current Rate	YTM 360	YTM 365	Maturity Days To Date Maturity
Investment Pools										
TX GEN-0001	10237	Texas Class	09/01/2022	76,444,055.29	76,444,055.29	76,444,055.29	3.802	3.749	3.802	1
TX DLY 1227-02	10231	Texas Range	09/01/2022	12,757,505.18	12,757,505.18	12,757,505.18	3.690	3.639	3.690	1
Subtotal and Average				89,201,560.47	89,201,560.47	89,201,560.47		3.734	3.786	1
Bank Accounts										
MB GEN 7601	10246	Moody Bank	09/01/2022	4,405,103.99	4,405,103.99	4,405,103.99	0.050	0.049	0.050	1
MB GEN 0616	10293	Moody Bank	05/01/2023	11,521,868.38	11,521,868.38	11,521,868.38	3.930	3.876	3.930	1
MB SCH CSH 1600	10305	Moody Bank	05/01/2024	33.36	33.36	33.36	0.040	0.039	0.040	1
Subtotal and Average				15,927,005.73	15,927,005.73	15,927,005.73		2.818	2.857	1
Total Investments and Average				105,128,566.20	105,128,566.20	105,128,566.20		3.595	3.645	1

**Fund DS - Interest & Sinking
Investments by Fund
February 28, 2026**

CUSIP	Investment #	Issuer	Purchase Date	Book Value	Par Value	Market Value	Current Rate	YTM 360	YTM 365	Maturity Days To Date Maturity
Investment Pools										
TX DEBT-0002	10238	Texas Class	09/01/2022	7,389,396.27	7,389,396.27	7,389,396.27	3.802	3.749	3.802	1
TX DLY 1227-04	10232	Texas Range	09/01/2022	246,263.07	246,263.07	246,263.07	3.690	3.639	3.690	1
Subtotal and Average				7,635,659.34	7,635,659.34	7,635,659.34	3.746	3.798		1
Bank Accounts										
MB DS 2049	10243	Moody Bank	09/01/2022	2,049,058.56	2,049,058.56	2,049,058.56	0.050	0.049	0.050	1
Subtotal and Average				2,049,058.56	2,049,058.56	2,049,058.56	0.049	0.050		1
Money Market Accounts										
MB DS MM 7635	10244	Moody Bank	09/01/2022	1,181,387.94	1,181,387.94	1,181,387.94	3.140	3.140	3.183	1
Subtotal and Average				1,181,387.94	1,181,387.94	1,181,387.94	3.140	3.184		1
Total Investments and Average				10,866,105.84	10,866,105.84	10,866,105.84	2.983	3.028		1

**Fund STUACT - Student Activity
Investments by Fund
February 28, 2026**

CUSIP	Investment #	Issuer	Purchase Date	Book Value	Par Value	Market Value	Current Rate	YTM 360	YTM 365	Maturity Days To Date Maturity
Investment Pools										
TXACT-0004	10240	Texas Class	09/01/2022	486,529.12	486,529.12	486,529.12	3.802	3.749	3.802	1
Subtotal and Average				486,529.12	486,529.12	486,529.12		3.750	3.802	1
Bank Accounts										
MB ACT 7627	10241	Moody Bank	09/01/2022	340,901.63	340,901.63	340,901.63	0.050	0.049	0.050	1
Subtotal and Average				340,901.63	340,901.63	340,901.63		0.049	0.050	1
Total Investments and Average				827,430.75	827,430.75	827,430.75		2.225	2.256	1

**Fund CN - Child Nutrition
Investments by Fund
February 28, 2026**

CUSIP	Investment #	Issuer	Purchase Date	Book Value	Par Value	Market Value	Current Rate	YTM 360	YTM 365	Maturity Days To Date Maturity
Investment Pools										
TX CNS-0005	10282	Texas Class	09/01/2022	3,703,270.05	3,703,270.05	3,703,270.05	3.802	3.749	3.802	1
TX DLY 1227-08	10235	Texas Range	09/01/2022	835,415.18	835,415.18	835,415.18	3.690	3.639	3.690	1
Subtotal and Average				4,538,685.23	4,538,685.23	4,538,685.23		3.730	3.781	1
Bank Accounts										
MB CN 7619	10245	Moody Bank	09/01/2022	444,677.24	444,677.24	444,677.24	0.050	0.049	0.050	1
Subtotal and Average				444,677.24	444,677.24	444,677.24		0.049	0.050	1
Total Investments and Average				4,983,362.47	4,983,362.47	4,983,362.47		3.401	3.448	1

Fund BD 2022 CONS FD - Bond 2022 Construction Fund
Investments by Fund
February 28, 2026

CUSIP	Investment #	Issuer	Purchase Date	Book Value	Par Value	Market Value	Current Rate	YTM 360	YTM 365	Maturity Date	Days To Maturity
Treasury Discounts -Amortizing											
912797PV3	10318	US Treasury	04/02/2025	27,796,363.33	27,850,000.00	27,802,376.50	3.852	4.019	4.074	03/19/2026	18
912797QD2	10319	US Treasury	04/21/2025	11,623,423.99	11,680,000.00	11,627,089.60	3.791	3.956	4.011	04/16/2026	46
912797QN0	10320	US Treasury	05/19/2025	10,315,989.44	10,400,000.00	10,324,288.00	3.930	4.106	4.163	05/14/2026	74
912797QX8	10325	US Treasury	07/03/2025	11,246,726.59	11,370,000.00	11,256,300.00	3.827	3.989	4.044	06/11/2026	102
912797RF6	10326	US Treasury	07/11/2025	15,701,044.57	15,925,000.00	15,721,637.75	3.895	4.068	4.125	07/09/2026	130
912797RF6	10327	US Treasury	08/19/2025	490,211.41	497,000.00	490,653.31	3.787	3.941	3.995	07/09/2026	130
912797RS8	10328	US Treasury	09/16/2025	5,153,513.25	5,248,000.00	5,153,640.96	3.485	3.626	3.676	09/03/2026	186
912797SK4	10331	US Treasury	11/03/2025	7,083,833.20	7,257,000.00	7,090,016.43	3.550	3.698	3.749	10/29/2026	242
912797TC1	10332	US Treasury	12/26/2025	7,045,957.19	7,250,000.00	7,047,652.50	3.400	3.538	3.587	12/24/2026	298
912797TV9	10333	US Treasury	02/26/2026	20,011,512.05	20,700,000.00	20,019,591.00	3.382	3.518	3.567	02/18/2027	354
Subtotal and Average				116,468,574.02	118,177,000.00	116,533,248.05		3.872	3.926		145
Investment Pools											
TX BD 2022	10284	Texas Class	08/30/2022	26,826,391.18	26,826,391.18	26,826,391.18	3.802	3.749	3.802		1
TX DLY 1227-05	10233	Texas Range	09/01/2022	0.00	0.00	0.00					1
Subtotal and Average				26,826,391.18	26,826,391.18	26,826,391.18		3.750	3.802		1
Bank Accounts											
MB BD CON 2022	10287	Moody Bank	09/08/2022	1,024,594.27	1,024,594.27	1,024,594.27	0.050	0.049	0.050		1
Subtotal and Average				1,024,594.27	1,024,594.27	1,024,594.27		0.049	0.050		1
Money Market Accounts											
FID BOND MM	10286	Fidelity Investments	09/22/2022	166,661.19	166,661.19	166,661.19	3.360	3.360	3.406		1
Subtotal and Average				166,661.19	166,661.19	166,661.19		3.360	3.407		1
Total Investments and Average				144,488,220.68	146,194,646.64	144,550,892.69		3.822	3.875		117

Fund BD 2018 CONS FD - Bond 2018 Construction Fund
Investments by Fund
February 28, 2026

CUSIP	Investment #	Issuer	Purchase Date	Book Value	Par Value	Market Value	Current Rate	YTM 360	YTM 365	Maturity Days To Date Maturity
Bank Accounts										
MB BD CON 2056	10242	Moody Bank	09/01/2022	0.00	0.00	0.00				1
Subtotal and Average				0.00	0.00	0.00		0.000	0.000	0
Total Investments and Average				0.00	0.00	0.00		0.000	0.000	0

Fund BD 2023_CONS_FD - Bond 2023 Construction Fund
Investments by Fund
February 28, 2026

CUSIP	Investment #	Issuer	Purchase Date	Book Value	Par Value	Market Value	Current Rate	YTM 360	YTM 365	Maturity Days To Date Maturity
Investment Pools										
TX BD 2023	10291	Texas Class	05/03/2023	0.00	0.00	0.00				1
Subtotal and Average				0.00	0.00	0.00		0.000	0.000	0
Bank Accounts										
MB 23 BND 5610	10292	Moody Bank	05/23/2023	0.00	0.00	0.00				1
Subtotal and Average				0.00	0.00	0.00		0.000	0.000	0
Total Investments and Average				0.00	0.00	0.00		0.000	0.000	0

**Fund MPAC - MOODY PERF ARTS CENTER
Investments by Fund
February 28, 2026**

CUSIP	Investment #	Issuer	Purchase Date	Book Value	Par Value	Market Value	Current Rate	YTM 360	YTM 365	Maturity Days To Date Maturity
Investment Pools										
TX MPAC-0008	10324	Texas Class	05/09/2025	4,761,522.54	4,761,522.54	4,761,522.54	3.802	3.749	3.802	1
Subtotal and Average				4,761,522.54	4,761,522.54	4,761,522.54		3.750	3.802	1
Total Investments and Average				4,761,522.54	4,761,522.54	4,761,522.54		3.750	3.802	1

Fund BLDG FD - Building Proceed Funds
Investments by Fund
February 28, 2026

CUSIP	Investment #	Issuer	Purchase Date	Book Value	Par Value	Market Value	Current Rate	YTM 360	YTM 365	Maturity Days To Date Maturity
Investment Pools										
TX BLDG PROC FD	10330	Texas Class	09/19/2025	5,088,736.39	5,088,736.39	5,088,736.39	3.802	3.749	3.802	1
			Subtotal and Average	5,088,736.39	5,088,736.39	5,088,736.39		3.750	3.802	1
			Total Investments and Average	5,088,736.39	5,088,736.39	5,088,736.39		3.750	3.802	1



**Galveston ISD
Summary by Type
February 28, 2026
Grouped by Fund**

HUB Investment Partners LLC
900 S Capital of Texas Hwy
350
Austin, TX 78746
(512)600-5200

Security Type	Number of Investments	Par Value	Book Value	% of Portfolio	Average YTM 365	Average Days to Maturity
Fund: Bond 2018 Construction Fund						
Bank Accounts	1	0.00	0.00	0.00	0.000	0
Subtotal	1	0.00	0.00	0.00	0.000	0
Fund: Bond 2022 Construction Fund						
Money Market Accounts	1	166,661.19	166,661.19	0.06	3.407	1
Bank Accounts	1	1,024,594.27	1,024,594.27	0.37	0.050	1
Investment Pools	2	26,826,391.18	26,826,391.18	9.71	3.802	1
Treasury Discounts -Amortizing	10	118,177,000.00	116,468,574.02	42.18	3.926	145
Subtotal	14	146,194,646.64	144,486,220.66	52.32	3.875	117
Fund: Bond 2023 Construction Fund						
Investment Pools	1	0.00	0.00	0.00	0.000	0
Bank Accounts	1	0.00	0.00	0.00	0.000	0
Subtotal	2	0.00	0.00	0.00	0.000	0
Fund: Building Proceed Funds						
Investment Pools	1	5,088,736.39	5,088,736.39	1.84	3.802	1
Subtotal	1	5,088,736.39	5,088,736.39	1.84	3.802	1
Fund: Child Nutrition						
Investment Pools	2	4,538,685.23	4,538,685.23	1.64	3.781	1
Bank Accounts	1	444,677.24	444,677.24	0.16	0.050	1
Subtotal	3	4,983,362.47	4,983,362.47	1.80	3.448	1
Fund: Interest & Sinking						
Bank Accounts	1	2,049,058.56	2,049,058.56	0.74	0.050	1
Money Market Accounts	1	1,181,387.94	1,181,387.94	0.43	3.184	1
Investment Pools	2	7,635,659.34	7,635,659.34	2.77	3.798	1
Subtotal	4	10,866,105.84	10,866,105.84	3.94	3.025	1
Fund: General Operating						

**Galveston ISD
Summary by Type
February 28, 2026
Grouped by Fund**

Security Type	Number of Investments	Par Value	Book Value	% of Portfolio	Average YTM 365	Average Days to Maturity
Fund: General Operating						
Investment Pools	2	89,201,560.47	89,201,560.47	32.30	3.786	1
Bank Accounts	3	15,927,005.73	15,927,005.73	5.77	2.857	1
Subtotal	5	105,128,566.20	105,128,566.20	38.07	3.645	1
Fund: MOODY PERF ARTS CENTER						
Investment Pools	1	4,761,522.54	4,761,522.54	1.72	3.802	1
Subtotal	1	4,761,522.54	4,761,522.54	1.72	3.802	1
Fund: Student Activity						
Investment Pools	1	486,529.12	486,529.12	0.18	3.802	1
Bank Accounts	1	340,901.63	340,901.63	0.12	0.050	1
Subtotal	2	827,430.75	827,430.75	0.30	2.258	1
Total and Average	33	277,850,370.83	276,141,944.85	100.00	3.739	62



Galveston ISD
Cash Reconciliation Report
For the Period December 1, 2025 - February 28, 2026
Grouped by Fund

HUB Investment Partners LLC
 900 S Capital of Texas Hwy
 350
 Austin, TX 78746
 (512)600-5200

Trans. Date	Investment #	Fund	Trans. Type	Security ID	Par Value	Security Description	Maturity Date	Purchases	Interest	Redemptions	Cash
Bond 2022 Construction Fund											
2/11/2025	10329	BD 2022	Maturity	912797QY6	5,118,000.00	USTR 5.1M 3.93% Mat. 12/11/2025	12/11/2025	0.00	0.00	5,118,000.00	5,118,000.00
2/26/2025	10332	BD 2022	Purchase	912797TC1	7,250,000.00	USTR 7.3M 3.40% Mat. 12/24/2026	12/24/2026	-7,001,451.21	0.00	0.00	-7,001,451.21
1/15/2026	10315	BD 2022	Interest	91282CGE5	7,600,000.00	USTR 7.6M 3.88% Mat. 01/15/2026	01/15/2026	0.00	147,250.00	0.00	147,250.00
1/15/2026	10315	BD 2022	Maturity	91282CGE5	7,600,000.00	USTR 7.6M 3.88% Mat. 01/15/2026	01/15/2026	0.00	0.00	7,600,000.00	7,600,000.00
12/15/2026	10316	BD 2022	Interest	91282CGL9	15,920,000.00	USTR 15.9M 4.00% Mat. 02/15/2026	02/15/2026	0.00	318,400.00	0.00	318,400.00
12/15/2026	10316	BD 2022	Maturity	91282CGL9	15,920,000.00	USTR 15.9M 4.00% Mat. 02/15/2026	02/15/2026	0.00	0.00	15,920,000.00	15,920,000.00
12/19/2026	10317	BD 2022	Maturity	912797PM3	10,905,000.00	USTR 10.9M 3.92% Mat. 02/19/2026	02/19/2026	0.00	0.00	10,905,000.00	10,905,000.00
12/26/2026	10333	BD 2022	Purchase	912797TV9	20,700,000.00	USTR 20.7M 3.38% Mat. 02/18/2027	02/18/2027	-20,005,677.41	0.00	0.00	-20,005,677.41
Subtotal								-27,007,128.62	465,650.00	39,543,000.00	13,001,521.38
Total								-27,007,128.62	465,650.00	39,543,000.00	13,001,521.38



**Galveston ISD
Purchases Report
Sorted by Fund - Purchase Date
December 1, 2025 - February 28, 2026**

HUB Investment Partners LLC
900 S Capital of Texas Hwy
350
Austin, TX 78746
(512)600-5200

CUSIP	Investment #	Fund	Sec. Type	Issuer	Original Par Value	Purchase Date	Payment Periods	Principal Purchased	Accrued Interest at Purchase	Rate at Purchase	Maturity Date	YTM	Ending Book Value
Bond 2022 Construction Fund													
912797TC1	10332	BD 2022	ATD	USTR	7,250,000.00	12/26/2025	12/24 - At Maturity	7,001,451.21		3.400	12/24/2026	3.539	7,045,957.19
912797TV9	10333	BD 2022	ATD	USTR	20,700,000.00	02/26/2026	02/18 - At Maturity	20,005,677.41		3.382	02/18/2027	3.518	20,011,512.05
				Subtotal	27,950,000.00			27,007,128.62	0.00				27,057,469.24
		Total Purchases			27,950,000.00			27,007,128.62	0.00				27,057,469.24



Galveston ISD
Maturity Report
Sorted by Maturity Date
Amounts due during December 1, 2025 - February 28, 2026

HUB Investment Partners LLC
 900 S Capital of Texas Hwy
 350
 Austin, TX 78746
 (512)600-5200

CUSIP	Investment #	Fund	Sec. Type	Issuer	Par Value	Maturity Date	Purchase Date	Rate at Maturity	Book Value at Maturity	Interest	Maturity Proceeds	Net Income
912797QY6	10329	BD 2022	ATD	USTR	5,118,000.00	12/11/2025	09/16/2025	3.932	5,118,000.00	0.00	5,118,000.00	0.00
91282CGE5	10315	BD 2022	TRC	USTR	7,600,000.00	01/15/2026	01/16/2025	3.875	7,600,000.00	147,250.00	7,747,250.00	147,250.00
91282CGL9	10316	BD 2022	TRC	USTR	15,920,000.00	02/15/2026	02/24/2025	4.000	15,920,000.00	318,400.00	16,238,400.00	318,400.00
912797PM3	10317	BD 2022	ATD	USTR	10,905,000.00	02/19/2026	03/04/2025	3.922	10,905,000.00	0.00	10,905,000.00	0.00
Total Maturities					39,543,000.00				39,543,000.00	465,650.00	40,008,650.00	465,650.00



Galveston ISD
Interest Earnings
 Sorted by Fund - Maturity Date
 December 1, 2025 - February 28, 2026
 Yield on Beginning Book Value

HUB Investment Partners LLC
 900 S Capital of Texas Hwy
 350
 Austin, TX 78746
 (512)600-5200

CUSIP	Investment #	Fund	Security Type	Ending Par Value	Beginning Book Value	Ending Book Value	Maturity Date	Current Rate	Annualized Yield	Adjusted Interest Earnings		
										Interest Earned	Amortization/ Accretion	Adjusted Interest Earnings
Fund: Bond 2022 Construction Fund												
TX BD 2022	10284	BD 2022	RRP	26,826,391.18	21,350,855.44	26,826,391.18		3.802	3.175	167,172.34	0.00	167,172.34
FID BOND MM	10286	BD 2022	RR3	166,661.19	3,118,944.32	166,661.19		3.360	5.798	44,588.89	0.00	44,588.89
MB BD CON 2022	10287	BD 2022	RR2	1,024,594.27	1,144,130.07	1,024,594.27		0.050	0.126	354.46	0.00	354.46
912797QY6	10329	BD 2022	ATD	0.00	5,112,413.04	0.00	12/11/2025	3.932	3.989	0.00	5,586.96	5,586.96
91282CGE5	10315	BD 2022	TRC	0.00	7,597,066.35	0.00	01/15/2026	3.875	4.158	36,012.23	2,933.65	38,945.88
91282CGL9	10316	BD 2022	TRC	0.00	15,911,640.39	0.00	02/15/2026	4.000	4.222	131,513.04	8,359.61	139,872.65
912797PM3	10317	BD 2022	ATD	0.00	10,809,963.83	0.00	02/19/2026	3.922	4.011	0.00	95,036.17	95,036.17
912797PV3	10318	BD 2022	ATD	27,850,000.00	27,528,179.95	27,796,363.33	03/19/2026	3.852	3.951	0.00	268,183.38	268,183.38
912797QD2	10319	BD 2022	ATD	11,680,000.00	11,512,731.79	11,623,423.99	04/16/2026	3.791	3.899	0.00	110,692.20	110,692.20
912797QN0	10320	BD 2022	ATD	10,400,000.00	10,213,814.44	10,315,989.44	05/14/2026	3.930	4.057	0.00	102,175.00	102,175.00
912797QX8	10325	BD 2022	ATD	11,370,000.00	11,137,954.05	11,246,725.59	06/11/2026	3.827	3.961	0.00	108,771.54	108,771.54
912797RF6	10326	BD 2022	ATD	15,925,000.00	15,545,998.50	15,701,044.57	07/09/2026	3.895	4.045	0.00	155,046.07	155,046.07
912797RF6	10327	BD 2022	ATD	497,000.00	485,511.62	490,211.41	07/09/2026	3.787	3.926	0.00	4,699.79	4,699.79
912797RS8	10328	BD 2022	ATD	5,248,000.00	5,107,793.86	5,153,513.25	09/03/2026	3.485	3.630	0.00	45,719.39	45,719.39
912797SK4	10331	BD 2022	ATD	7,257,000.00	7,019,432.32	7,083,833.20	10/29/2026	3.550	3.721	0.00	64,400.88	64,400.88
912797TC1	10332	BD 2022	ATD	7,250,000.00	0.00	7,045,957.19	12/24/2026	3.400	3.570	0.00	44,505.98	44,505.98
912797TV9	10333	BD 2022	ATD	20,700,000.00	0.00	20,011,512.05	02/18/2027	3.382	3.548	0.00	5,834.64	5,834.64
Subtotal				146,194,646.64	153,596,429.97	144,486,220.66			3.859	379,640.96	1,021,945.26	1,401,586.22
Fund: Building Proceed Funds												
TX BLDG PROC FD	10330	BLDG FD	RRP	5,088,736.39	5,040,321.80	5,088,736.39		3.802	3.896	48,414.59	0.00	48,414.59
Subtotal				5,088,736.39	5,040,321.80	5,088,736.39			3.896	48,414.59	0.00	48,414.59
Fund: Child Nutrition												
TX CNS-0005	10282	CN	RRP	3,703,270.05	2,876,878.77	3,703,270.05		3.802	4.590	32,560.82	0.00	32,560.82
TX DLY 1227-08	10235	CN	RRP	835,415.18	827,749.12	835,415.18		3.690	3.756	7,666.06	0.00	7,666.06
MB CN 7619	10245	CN	RR2	444,677.24	263,923.92	444,677.24		0.050	0.063	40.95	0.00	40.95
Subtotal				4,983,362.47	3,968,551.81	4,983,362.47			4.115	40,267.83	0.00	40,267.83
Fund: Interest & Sinking												
TX DEBT-0002	10238	DS	RRP	7,389,396.27	5,170,715.67	7,389,396.27		3.802	7.097	90,490.48	0.00	90,490.48

Galveston ISD
Interest Earnings
December 1, 2025 - February 28, 2026

CUSIP	Investment #	Fund	Security Type	Ending Par Value	Beginning Book Value	Ending Book Value	Maturity Date	Current Rate	Annualized Yield	Adjusted Interest Earnings		
										Interest Earned	Amortization/ Accretion	Adjusted Interest Earnings
Fund: Interest & Sinking												
TX DLY 1227-04	10232	DS	RRP	246,263.07	244,003.27	246,263.07		3.690	3.756	2,259.80	0.00	2,259.80
MB DS 2049	10243	DS	RR2	2,049,058.56	2,048,803.15	2,049,058.56		0.050	0.051	255.41	0.00	255.41
MB DS MM 7635	10244	DS	RR3	1,181,387.94	1,172,106.52	1,181,387.94		3.140	3.211	9,281.42	0.00	9,281.42
			Subtotal	10,866,105.84	8,635,628.61	10,866,105.84			4.804	102,287.11	0.00	102,287.11
Fund: General Operating												
TX GEN-0001	10237	GEN OP	RRP	76,444,055.29	17,098,684.66	76,444,055.29		3.802	10.209	430,427.90	0.00	430,427.90
TX DLY 1227-02	10231	GEN OP	RRP	12,757,505.18	12,640,437.83	12,757,505.18		3.690	3.756	117,067.35	0.00	117,067.35
MB SCH CSH 1600	10305	GEN OP	RR2	33.36	0.26	33.36		0.040	155.983	0.10	0.00	0.10
MB GEN 7601	10246	GEN OP	RR2	4,405,103.99	1,710,285.83	4,405,103.99		0.050	0.103	435.14	0.00	435.14
MB GEN 0616	10293	GEN OP	RR2	11,521,868.38	11,405,315.62	11,521,868.38		3.930	4.144	116,552.76	0.00	116,552.76
			Subtotal	105,128,566.20	42,854,724.20	105,128,566.20			6.288	664,483.25	0.00	664,483.25
Fund: MOODY PERF ARTS CENTER												
TX MPAC-0008	10324	MPAC	RRP	4,761,522.54	4,763,715.51	4,761,522.54		3.802	3.875	45,516.17	0.00	45,516.17
			Subtotal	4,761,522.54	4,763,715.51	4,761,522.54			3.875	45,516.17	0.00	45,516.17
Fund: Student Activity												
TX ACT-0004	10240	STUACT	RRP	486,529.12	481,900.25	486,529.12		3.802	3.896	4,628.87	0.00	4,628.87
MB ACT 7627	10241	STUACT	RR2	340,901.63	234,574.53	340,901.63		0.050	0.060	34.42	0.00	34.42
			Subtotal	827,430.75	716,474.78	827,430.75			2.640	4,663.29	0.00	4,663.29
			Total	277,850,370.83	219,575,848.68	276,141,944.85			4.387	1,285,273.20	1,021,945.28	2,307,218.46



**Galveston ISD
Accrued Interest
Sorted by Fund - Maturity Date
December 1, 2025 - February 28, 2026**

HUB Investment Partners LLC
900 S Capital of Texas Hwy
350
Austin, TX 78746
(512)600-5200

CUSIP	Investment #	Security Type	Par Value	Maturity Date	Current Rate	* Beginning Accrued Interest	Adjusted Acc'd Int. at Purchase During Period	Interest Earned	Interest Received	* Ending Accrued Interest
Bond 2018 Construction Fund										
MB BD CON 2056	10242	RR2	0.00			0.00	0.00	0.00	0.00	0.00
		Subtotal	0.00			0.00	0.00	0.00	0.00	0.00
Bond 2022 Construction Fund										
TX BD 2022	10284	RRP	26,826,391.18		3.802	0.00	0.00	167,172.34	167,172.34	0.00
TX DLY 1227-05	10233	RRP	0.00			0.00	0.00	0.00	0.00	0.00
MB BD CON 2022	10287	RR2	1,024,594.27		0.050	0.00	0.00	354.46	354.46	0.00
FID BOND MM	10286	RR3	166,661.19		3.360	0.00	0.00	44,588.89	44,588.89	0.00
912797QY6	10329	ATD	0.00	12/11/2025	3.932	0.00	0.00	0.00	0.00	0.00
91282CGE5	10315	TRC	0.00	01/15/2026	3.875	111,237.77	0.00	36,012.23	147,250.00	0.00
91282CGL9	10316	TRC	0.00	02/15/2026	4.000	186,886.96	0.00	131,513.04	318,400.00	0.00
912797PM3	10317	ATD	0.00	02/19/2026	3.922	0.00	0.00	0.00	0.00	0.00
912797PV3	10318	ATD	27,850,000.00	03/19/2026	3.852	0.00	0.00	0.00	0.00	0.00
912797QD2	10319	ATD	11,680,000.00	04/16/2026	3.791	0.00	0.00	0.00	0.00	0.00
912797QN0	10320	ATD	10,400,000.00	05/14/2026	3.930	0.00	0.00	0.00	0.00	0.00
912797QX8	10325	ATD	11,370,000.00	06/11/2026	3.827	0.00	0.00	0.00	0.00	0.00
912797RF6	10326	ATD	15,925,000.00	07/09/2026	3.895	0.00	0.00	0.00	0.00	0.00
912797RF6	10327	ATD	497,000.00	07/09/2026	3.787	0.00	0.00	0.00	0.00	0.00
912797RS8	10328	ATD	5,248,000.00	09/03/2026	3.485	0.00	0.00	0.00	0.00	0.00
912797SK4	10331	ATD	7,257,000.00	10/29/2026	3.550	0.00	0.00	0.00	0.00	0.00
912797TC1	10332	ATD	7,250,000.00	12/24/2026	3.400	0.00	0.00	0.00	0.00	0.00
912797TV9	10333	ATD	20,700,000.00	02/18/2027	3.382	0.00	0.00	0.00	0.00	0.00
		Subtotal	146,194,646.64			298,124.73	0.00	379,640.96	677,765.69	0.00
Bond 2023 Construction Fund										
TX BD 2023	10291	RRP	0.00			0.00	0.00	0.00	0.00	0.00
MB 23 BND 5610	10292	RR2	0.00			0.00	0.00	0.00	0.00	0.00
		Subtotal	0.00			0.00	0.00	0.00	0.00	0.00
Building Proceed Funds										
TX BLDG PROC FD	10330	RRP	5,088,736.39		3.802	0.00	0.00	48,414.59	48,414.59	0.00
		Subtotal	5,088,736.39			0.00	0.00	48,414.59	48,414.59	0.00
Child Nutrition										
TX CNS-0005	10282	RRP	3,703,270.05		3.802	0.00	0.00	32,560.82	32,560.82	0.00
TX DLY 1227-08	10235	RRP	835,415.18		3.690	0.00	0.00	7,666.06	7,666.06	0.00
MB CN 7619	10245	RR2	444,677.24		0.050	0.00	0.00	40.95	40.95	0.00

Beginning Accrued may not include investments that redeemed in the previous month that had outstanding accrued interest. Ending Accrued includes outstanding purchase interest.

Galveston ISD
Accrued Interest
Sorted by Fund - Maturity Date

CUSIP	Investment #	Security Type	Par Value	Maturity Date	Current Rate	* Beginning Accrued Interest	Adjusted Acc'd Int. at Purchase During Period	Interest Earned	Interest Received	* Ending Accrued Interest
		Subtotal	4,983,362.47			0.00	0.00	40,267.83	40,267.83	0.00
Interest & Sinking										
TX DEBT-0002	10238	RRP	7,389,396.27		3.802	0.00	0.00	90,490.48	90,490.48	0.00
TX DLY 1227-04	10232	RRP	246,263.07		3.690	0.00	0.00	2,259.80	2,259.80	0.00
MB DS 2049	10243	RR2	2,049,058.56		0.050	0.00	0.00	255.41	255.41	0.00
MB DS MM 7635	10244	RR3	1,181,387.94		3.140	0.00	0.00	9,281.42	9,281.42	0.00
		Subtotal	10,866,105.84			0.00	0.00	102,287.11	102,287.11	0.00
General Operating										
TX GEN-0001	10237	RRP	76,444,055.29		3.802	0.00	0.00	430,427.90	430,427.90	0.00
TX DLY 1227-02	10231	RRP	12,757,505.18		3.690	0.00	0.00	117,067.35	117,067.35	0.00
MB GEN 7601	10246	RR2	4,405,103.99		0.050	0.00	0.00	435.14	435.14	0.00
MB GEN 0616	10293	RR2	11,521,868.38		3.930	0.00	0.00	116,552.76	116,552.76	0.00
MB SCH CSH 1600	10305	RR2	33.36		0.040	0.00	0.00	0.10	0.10	0.00
		Subtotal	105,128,566.20			0.00	0.00	664,483.25	664,483.25	0.00
MOODY PERF ARTS CENTER										
TX MPAC-0008	10324	RRP	4,761,522.54		3.802	0.00	0.00	45,516.17	45,516.17	0.00
		Subtotal	4,761,522.54			0.00	0.00	45,516.17	45,516.17	0.00
Student Activity										
TX ACT-0004	10240	RRP	486,529.12		3.802	0.00	0.00	4,628.87	4,628.87	0.00
MB ACT 7627	10241	RR2	340,901.63		0.050	0.00	0.00	34.42	34.42	0.00
		Subtotal	827,430.75			0.00	0.00	4,663.29	4,663.29	0.00
		Total	277,850,370.83			288,124.73	0.00	1,285,273.20	1,583,397.93	0.00

Beginning Accrued may not include investments that redeemed in the previous month that had outstanding accrued interest. Ending Accrued includes outstanding purchase interest.



**Galveston ISD
Inventory by Maturity Report
February 28, 2026**

HUB Investment Partners LLC
900 S Capital of Texas Hwy
350
Austin, TX 78746
(512)600-5200

CUSIP	Investment #	Fund	Sec. Type	Issuer	Purchase Date	Book Value	Current Rate	Maturity/Call Date	Maturity Amount	Total Days	Par Value	YTM/YTC		Days to Mat./Call
												360	365	
912797PV3	10318	BD 2022	ATD	US Treasury	04/02/2025	27,796,363.33	3.852	03/19/2026	27,850,000.00	351	27,850,000.00	4.019	4.075	18
912797QD2	10319	BD 2022	ATD	US Treasury	04/21/2025	11,623,423.99	3.791	04/16/2026	11,680,000.00	360	11,680,000.00	3.957	4.011	46
912797QN0	10320	BD 2022	ATD	US Treasury	05/19/2025	10,315,989.44	3.930	05/14/2026	10,400,000.00	360	10,400,000.00	4.106	4.163	74
912797QX8	10325	BD 2022	ATD	US Treasury	07/03/2025	11,246,725.59	3.827	06/11/2026	11,370,000.00	343	11,370,000.00	3.990	4.045	102
912797RF6	10326	BD 2022	ATD	US Treasury	07/11/2025	15,701,044.57	3.895	07/09/2026	15,925,000.00	363	15,925,000.00	4.069	4.125	130
912797RS8	10327	BD 2022	ATD	US Treasury	08/19/2025	490,211.41	3.787	07/09/2026	497,000.00	324	497,000.00	3.941	3.996	130
912797SK4	10328	BD 2022	ATD	US Treasury	09/16/2025	5,153,513.25	3.485	09/03/2026	5,248,000.00	352	5,248,000.00	3.626	3.677	186
912797TC1	10331	BD 2022	ATD	US Treasury	11/03/2025	7,083,833.20	3.550	10/29/2026	7,257,000.00	360	7,257,000.00	3.698	3.749	242
912797TV9	10332	BD 2022	ATD	US Treasury	12/26/2025	7,045,957.19	3.400	12/24/2026	7,250,000.00	363	7,250,000.00	3.539	3.588	298
	10333	BD 2022	ATD	US Treasury	02/26/2026	20,011,512.05	3.382	02/18/2027	20,700,000.00	357	20,700,000.00	3.518	3.567	354
Subtotal and Average						116,468,574.02			118,177,000.00		118,177,000.00	3.872	3.926	145
Net Maturities and Average						116,468,574.02			118,177,000.00		118,177,000.00	3.872	3.926	145



Galveston ISD
Projected Cashflow Report
Sorted by Monthly
For the Period March 1, 2026 - August 31, 2026

HUB Investment Partners LLC
 900 S Capital of Texas Hwy
 350
 Austin, TX 78746
 (512)600-5200

Projected Trans. Date	Investment #	Fund	Security ID	Transaction Type	Issuer	Par Value	Original Cost	Principal	Interest	Total
March 2026										
03/19/2026	10318	BD 2022	912797PV3	Maturity	US Treasury	27,850,000.00	26,804,064.84	27,850,000.00	0.00	27,850,000.00
Total for March 2026						27,850,000.00	26,804,064.84	27,850,000.00	0.00	27,850,000.00
April 2026										
04/16/2026	10319	BD 2022	912797QD2	Maturity	US Treasury	11,680,000.00	11,237,211.20	11,680,000.00	0.00	11,680,000.00
Total for April 2026						11,680,000.00	11,237,211.20	11,680,000.00	0.00	11,680,000.00
May 2026										
05/14/2026	10320	BD 2022	912797QN0	Maturity	US Treasury	10,400,000.00	9,991,280.00	10,400,000.00	0.00	10,400,000.00
Total for May 2026						10,400,000.00	9,991,280.00	10,400,000.00	0.00	10,400,000.00
June 2026										
06/11/2026	10325	BD 2022	912797QX8	Maturity	US Treasury	11,370,000.00	10,955,439.57	11,370,000.00	0.00	11,370,000.00
Total for June 2026						11,370,000.00	10,955,439.57	11,370,000.00	0.00	11,370,000.00
July 2026										
07/09/2026	10326	BD 2022	912797RF6	Maturity	US Treasury	15,925,000.00	15,299,627.53	15,925,000.00	0.00	15,925,000.00
07/09/2026	10327	BD 2022	912797RF6	Maturity	US Treasury	497,000.00	480,060.75	497,000.00	0.00	497,000.00
Total for July 2026						16,422,000.00	15,779,688.28	16,422,000.00	0.00	16,422,000.00
GRAND TOTALS:						77,722,000.00	74,767,683.89	77,722,000.00	0.00	77,722,000.00

GLOSSARY

PAR VALUE	The face value of investment.
MARKET VALUE	The face value multiplied by the market price. It is the last reported price from the report date.
BOOK VALUE	The cost of a bond, plus or minus adjustments for purchase discount or premium adjustments.
AMORTIZATION/ACCRETION	Amortization (accretion) is the process of reducing (increasing) the original cost of the investment on a daily basis in order to equal par value at maturity. Amortization calculations vary by investment type and the basis associated with the type of investment.
SECURITY TYPE DEFINITIONS	Security types are broad category of investments with similar characteristics and risk features such as agency securities, corporate bonds, municipal bonds, and money markets. Codes within the system are utilized to make calculations based on the underlying security. Security type labels are customizable.
CPI	TexasTERM
ACP	Commercial Paper Discounted - Amortizing
MC1	Municipal Bonds
RR3	Money Market Accounts
PA1	Passbook/Checking Accounts
RRP	Investment Pools
TRC	Treasury Coupon Securities
PURCHASE PRINCIPAL	The original cost of the bond. Par value multiplied by purchase price.
PREMIUM/DISCOUNT	A bond with price below 100 is discount. A bond with price above 100 is premium.
ADJUSTED INTEREST EARNINGS	Net between interest earned and amortization/accretion adjustments within a report period.
EFFECTIVE RATE OF RETURN	Interest earnings adjusted for amortization of premiums and accretion for discounts plus any realized gain or loss divided by the average daily balance of the portfolio divided by 365 and then multiplied by the actual days in the report period.
YIELD TO MATURITY	The yield of an investment as of the purchase date assuming that the bond is held to maturity.
YTM 360	The yield is based on a hypothetical year that has only 360 days.
YTM 365	The yield is based on a 365-day year.
REMAINING COST	The original cost of an investment taking into consideration any partial sales or redemptions for the par value that remains.
STATED RATE	Coupon rate (yield the bond paid on its issue date).
CURRENT RATE	A bond's annual return based on its annual coupon payments and current price (as opposed to its original price or face).

Statement Disclosures

The information provided in this report was created by HUB Investment Partners utilizing data from your custodian that is considered reliable. HUB Investment Partners is relying on the information provided by your custodian; HUB Investment Partners has not audited or otherwise verified the accuracy of the methodology, calculations, or information in this report. As a result, the methodology, calculations, and information presented in the report are not guaranteed by HUB Investment Partners.

HUB Investment Partners is independent of your custodian.

You should consider the account statements received directly from your account custodian as the prevailing document for your account. Please review the information contained on this statement against the statement provided to you from the account custodian or product sponsor. The reported value on your account statement you received from the account custodian may differ from the reported value on this quarterly statement due to a variety of factors including the treatment of accrued income and dividends, rounding and other considerations. If there is any unexplained discrepancy between this statement and the account statement you received from the account custodian, please immediately contact HUB Investment Partners and/or your account custodian. Discrepancies should be reported to HUB Investment Partners via telephone at 512-600-5268.

The account portfolio or assets in the account are valued at the starting and ending points of the period. Cash flows are included in the calculation based on when they occurred during the period.

Performance data quoted represents past performance and does not guarantee future results. The investment return and principal of an investment will fluctuate so that an investor's shares when redeemed may be worth more or less than their original cost. All investments have investment risks such as fluctuation in investment principal including the complete loss of principal invested. The values represented in the report may not reflect the original cost of a client's initial investment. HUB Investment Partners standard reporting does not reflect reinvestment of dividends and other earnings in the performance numbers, unless the account holder specifically asks for inclusion of such earnings. Performance report calculations and figures should not be relied upon for tax purposes.

If you have any changes in your financial situation, risk tolerance, investment objectives or if you wish to impose or modify any reasonable restrictions on the management of your account(s), please contact HUB Investment Partners immediately. Also, please contact us if you would like a current copy of our Disclosure Document, which includes a description of the advisory services we offer.

This material is not intended to present an opinion on legal or tax matters. Please consult with your attorney or tax advisor and compare this document to your custodial statement for accuracy, as applicable.

GALVESTON ISD
TAX COLLECTIONS BY FUND
AS OF 2/28/26

FUND	FUND	OBJ	OBJ	Revised Budget 2025-2026	FYTD Activity 2025-2026	February 2025-2026 Monthly Activity	2025-26 FYTD (UNDER)/Over Budget
199	GENERAL FUND	5711	TAXES-CURRENT YEAR	\$ 90,788,080	\$ 80,479,802	\$ 21,363,983	\$ (10,308,278)
199	GENERAL FUND	5712	TAXES-DELINQUENT	\$ 1,207,481	\$ 967,673	\$ 150,555	\$ (239,808)
199	GENERAL FUND	5719	PENALTY/INT/OTHER TAX REVENUE	\$ 1,015,000	\$ 425,435	\$ 137,559	\$ (589,565)
FUND TOTAL				\$ 93,010,561	\$ 81,872,910	\$ 21,652,097	\$ (11,137,651)
YTD AS A % OF BUDGET				88.0%			

FUND	FUND	OBJ	OBJ	Revised Budget 2025-2026	FYTD Activity 2025-2026	February 2025-2026 Monthly Activity	2025-26 FYTD (UNDER)/Over Budget
599	DEBT SERVICE FUND	5711	TAXES-CURRENT YEAR	\$ 22,076,700	\$ 19,569,301	\$ 5,194,264	\$ (2,507,399)
599	DEBT SERVICE FUND	5712	TAXES-DELINQUENT	\$ 293,620	\$ 217,601	\$ 33,122	\$ (76,019)
599	DEBT SERVICE FUND	5719	PENALTY/INT/OTHER TAX REVENUE	\$ 125,000	\$ 88,951	\$ 31,151	\$ (36,049)
FUND TOTAL				\$ 22,495,320	\$ 19,875,853	\$ 5,258,537	\$ (2,619,467)
YTD AS A % OF BUDGET				88.4%			

Galveston Independent School District
Bond 2022/2023 Construction Expenditures
As of February 28, 2026

Original Allocation				Revised Allocation			
Voter Approved							
May 7, 2022							
Bond Propositions	Amount Authorized	Bond Sale #1 August 30, 2022	Bond Sale #2 May 3, 2023	Bond Sale #1 August 30, 2022	Bond Sale 1 Int %	Bond Sale #2 May 3, 2023	Bond Sale 2 Int %
A Ball HS	\$ 229,973,721	\$ 170,472,069	\$ 59,501,652	\$ 169,344,287	67.74%	\$ 60,629,434	93.56%
A Transportation	\$ 2,820,186	\$ 1,849,855	\$ 970,331	\$ 2,820,186	1.13%	\$ -	
A Bond Resolutions	\$ 1,061,093	\$ 1,061,093	\$ -	\$ 1,061,093	0.42%	\$ -	
B Natatorium at BHS	\$ 15,980,000	\$ 11,825,089	\$ 4,154,911	\$ 15,980,000	6.39%	\$ -	
C MS Renovation at Central MS	\$ 8,513,236	\$ 8,513,236	\$ -	\$ 8,456,938	3.38%	\$ -	
C MS Renovation at Weis	\$ 18,746,764	\$ 18,745,885	\$ 879	\$ 18,212,242	7.28%	\$ 1,068,973	1.65%
C MS Renovation at Austin MS	\$ 8,900,000	\$ 8,727,773	\$ 172,227	\$ 8,421,846	3.37%	\$ -	
D Technology	\$ 4,535,000	\$ 4,535,000	\$ -	\$ 4,379,085	1.75%	\$ 155,915	0.24%
E Courville Stadium	\$ 24,270,000	\$ 24,270,000	\$ -	\$ 21,324,323	8.53%	\$ 2,945,678	4.55%
TOTAL BOND AMOUNT	\$ 314,800,000	\$ 250,000,000	\$ 64,800,000	\$ 250,000,000	100.00%	\$ 64,800,000	100.00%

Propositions Sum of Ball HS and Natatoric \$ 245,953,721
These project budgets have been combined as they will be bid as one.

Project Expenditures not budgeted \$ (5,658,280) Revised amt from reallocation
Bond Funds Interest Earned through Feb 28 \$ 8,680,616
Excess Interest Earned \$ 3,022,336

Interest is included in Balance

Object	Project Name	Prop Code	Description of Expenditure	Revised Bond 2022 Project Budget August 2024	Interest Earned on Bond	Bond Resolution FY21 & FY23	FY 2022	FY 2023	FY 2024	FY 2025	FY 2026	Encumbrances	Balance	Total Expenditures to Date	
6100s	New Ball	A	Executive Operations Director	240,000					123,772	126,169	64,842	0	(74,783)	314,783	
6619	High School		Land	0					3,176,186	367	0	0	(3,176,553)	3,176,553	
6629			Construction	198,533,404	7,103,603			2,124,166	46,816,175	63,798,388	18,461,082	46,262,027	28,175,169	177,461,838	
6628			Architect Fees	14,348,058			162,960	6,991,320	1,283,935	3,322,245	964,723	4,954,987	(3,332,112)	17,680,169	
6626			Attorney Fees	300,000			19,244	136,032	453	621	0	0	143,650	156,350	
6625			Program Management Fees	2,108,280			66,064	141,898	442,972	507,356	440,490	1,916,627	(1,407,127)	3,515,407	
6627			Surveys, Testing and Reimb.	701,400				343,590	334,895	104,098	124,390	226,555	(432,129)	1,133,529	
6639			Furniture, Fixtures and Equipment	6,450,000				53,026	882	2,821	42,117	3,613,371	2,737,783	3,712,217	
6638			Technology	3,250,000				12,792	10,954	488,582	33,866	2,703,806	(254,860)	546,194	
			Bond Related Expenses					254,860						254,860	
			TOTAL	225,931,142	7,103,603	0	248,268	9,790,032	52,446,923	67,873,019	20,586,226	57,007,434	25,082,843	207,951,901	
											150,944,468				
6629	Ball High School	B	Construction	9,857,782	256,300			0	541		203958	12,642,366	(2,732,782)	12,846,865	
6628	Natatorium		Architect Fees	3,000,000				467,858	244,449	(1,321)	30,384	2,047,580	211,050	2,788,950	
6626			Attorney Fees	5,000				930	0		0	0	4,070	930	
6625			Program Management Fees	5,000				674	350		0	0	3,976	1,024	
6627			Surveys, Testing and Reimb.	1,383,208				4,298	14,432	5,649	456	221,262	1,137,111	246,097	
6639			Furniture, Fixtures and Equipment	1,152,673				0	0		0	0	1,152,673	0	
6638			Technology	576,337				0	0		0	0	576,337	0	
			TOTAL	15,980,000	256,300	0	0	473,760	259,772	4,329	234,798	14,911,208	352,434	15,883,867	
			TOTAL BHS & NATATORIUM	241,911,142	7,359,903	0	248,268	10,263,792	52,706,695	67,877,348	20,821,024	71,918,642	25,435,277	223,835,768	
6631	Transportation	A	Buses (13 total - 10 remaining)	1,651,161	45,232			451,854	59,900	1,285,580	0		(100,941)	1,797,334	
6631			White Fleet	1,075,712				185,765	607,595	310,665	4828	2,626	(35,767)	1,111,479	
6631			Police Vehicles	0				0	0		0	0	0	0	
6638			SMART-Tag Student Management Soft	93,313				0	0		0	0	93,313	0	
			TOTAL	2,820,186	45,232	0	0	637,619	667,495	1,596,245	4,828	2,626	(43,395)	2,908,813	
	Bond Resolutions	A	Capital Expenditures in FY 2022												
			Pre-bond planning - VLK Achitects	178,000	0	178,000								0	178,000
			Parker Elementary HVAC	543,593		543,593								0	543,593
			200KW Generator for Admin Support (144,500		144,500								0	144,500
			Real Property - 4221 Ave. N 1/2	195,000		195,000								0	195,000
			TOTAL	1,061,093	0	1,061,093	0	0	0	0	0	0	0	0	1,061,093

Galveston Independent School District
Bond 2022/2023 Construction Expenditures
As of February 28, 2026

Object	Project Name	Prop Code	Description of Expenditure	Revised Bond 2022	Bond		FY 2022	FY 2023	FY 2024	FY 2025	FY 2026	Encumbrances	Balance	Total Expenditures
				Project Budget August 2024	Interest Earned on Bond	Resolution FY21 & FY23								
Middle Schools Renovations														
6629	Austin	C	Construction	7,870,418	135,077			0	2,197,993	871,889	7,150	0	4,928,462	3,077,032
6628			Architect Fees	290,940				0	167,972	1,888	9,412	62,328	49,340	241,600
6626			Attorney Fees	5,000				0	0		0	0	5,000	0
6625			Program Management Fees	98,642				8,419	110,673	12,149	0	0	(32,599)	131,241
6627			Surveys, Testing and Reimb.	35,000				5,800	30,889	18,636	1,488	0	(21,813)	56,813
6639			Furniture, Fixtures and Equipment	300,000				0	166,477	63,583	7,232	3,694	59,014	240,986
6638			Technology	300,000				0	25,433	20,407	7,006	0	247,154	52,845
TOTAL MS Renovation at Austin				8,900,000	135,077	0	0	14,219	2,699,437	988,552	32,288	66,021	5,234,559	3,800,516
6629	Central	C	Construction	7,417,474	135,639		521,864	3,501,786	3,002,008	196,291	14,585	0	316,579	7,236,534
6628			Architect Fees	411,095				527,962	(172,259)	676	0	461,424	(406,707)	817,802
6626			Attorney Fees	0				0	0		0	0	0	0
6625			Program Management Fees	194,724				68,565	133,808	9,371	0	0	(17,020)	211,744
6627			Surveys, Testing and Reimb.	10,063				63	0	8,404	0	11,596	(10,000)	20,063
6639			Furniture, Fixtures and Equipment	179,816			96,233	88,074	6,023	6,161	0	0	(16,675)	196,491
6638			Technology	300,063				0	180	8,823	69,175	0	221,885	78,178
			Bond Resolutions - roof repairs						1,567,236		0	0	(1,567,236)	1,567,236
TOTAL MS Renovation at Central				8,513,235	135,639	0	618,097	4,186,450	4,536,995	229,725	83,760	473,020	(1,479,173)	10,128,048
6629	Weis	C	Construction	11,771,571	369,102			1,005,172	5,516,903	1,019,755	119,633	0	4,479,210	7,661,463
6628			Architect Fees	937,294				525,366	(81,652)	26,588	0	411,928	55,063	882,231
6626			Attorney Fees	0				0	0	0	0	0	0	0
6625			Program Management Fees	0				39,610	118,564	18,887	4,843	16,459	(198,363)	198,363
6627			Surveys, Testing and Reimb.	313,310				3,800	63,684	1,400	9,880	26,341	208,205	105,105
6639			Furniture, Fixtures and Equipment	1,093,510				38,548	335,362	39,475	4,705	38,076	637,344	456,166
6638			Technology	781,079				0	68,073	150,632	205,485	0	356,889	424,190
TOTAL MS Renovation at Weis				14,896,764	369,102	0	0	1,612,496	6,020,934	1,256,737	344,546	492,804	5,538,349	9,727,517
TOTAL Middle School Renovations				32,309,999	639,818	0	618,097	5,813,166	13,257,365	2,475,014	460,594	1,031,845	9,293,735	23,656,081
6629	TF to CMS	C	Construction (M31/M32)	0				216,062	(216,062)		11,262		(11,262)	11,262
6629	Alamo		Technology	0				0	0		1,680	13,143	(14,823)	14,823
6629	Burnet		Construction	0				0	2,540	30,339	3,776	12,867	(49,522)	49,522
6629	MECC		Construction	0				0	18,980		3,500	0	(22,480)	22,480
6629	Morgan		Construction	0				0	38,141		0	0	(38,141)	38,141
6629	OPPE		Construction & Technology	0				0	74,337	2,013	0	2,253	(78,603)	78,603
6629	Parker		Construction	0				0	15,553		10,936	17,884	(44,373)	44,373
6629	Transportation Roof		Construction	850,000				0	0		708,105	34,319	107,576	742,424
	Maintenance		Construction	0				0	0		7,050	0	0	7,050
	Spoor Field		Construction	0				0	0	0	75,300	0	0	75,300
TOTAL Misc/Elementary Renovations				850,000	0	0	0	216,062	(66,511)	32,352	821,608	80,467	(151,628)	1,083,978
6625	Technology	D	Program Management Fees	100,000	81,466			1,843	0			44,030	135,593	45,873
6638			Hardware and Infrastructure	792,000				164,294	229,869	209,925	171,893	0	16,019	775,981
6638			Classroom devices and audio	3,643,000				282,688	41,402	398,849	1,407,430	46,180	1,466,451	2,176,549
Total Technology				4,535,000	81,466	0	0	448,825	271,271	608,774	1,579,323	90,210	1,618,064	2,998,402
6629	Courville Stadium	E	Design and Construction	23,288,391	554,196		50,000	18,002,823	3,093,803	2,261,995	632,263	107,688	24,148,572	24,148,572
6628			Architect Fees	221,400			0	219,000	15,900	40,675	17,164	21,200	313,939	313,939
6626			Attorney Fees	20,000			4,185	2,022	11,646		0	0	17,853	17,853
6625			Program Management Fees	757,524			0	453,228	244,060	75,152	43,191	23,893	839,524	839,524
6627			Surveys, Testing and Reimb.	150,000			1,000	59,420	64,154	21,777	24,100	424	170,876	170,876
6631			Vehicles > \$5K	11,110			0	11,110	0		0	0	11,110	11,110
6639			Furniture, Fixtures and Equipment	226,000			0	75,867	142,704		31,024	0	249,595	249,595
6638			Technology	30,517			0	24,000	11,032	47,380	14,961	0	97,373	97,373
TOTAL				24,704,942	554,196	0	55,185	18,847,470	3,583,299	2,446,979	762,703	153,205	25,848,841	25,848,841
GRAND TOTALS				308,192,362	8,680,617	1,061,093	921,550	36,226,934	70,419,614	75,036,712	24,450,080	73,276,994	62,000,894	281,392,976

BOND 2022 & 2023 INTEREST

Galveston Independent School District
Bond 2022 & 2023 Interest Earnings
As of February 28, 2026

	Moody Bank 2022		Texas Class 2022		Moody Bank 2023		Texas Class 2023	
Total Interest Earned	Bond Constr	Bond Constr	Bond Constr	Bond Constr	Bond Constr	Bond Constr	Bond Constr	
Aug-22	\$ 32,755	\$ 32,755	\$ -	\$ -	\$ -	\$ -	\$ -	
Sep-22	\$ 402,692	\$ 8	\$ 402,684	\$ -	\$ -	\$ -	\$ -	
Oct-22	\$ 134,569	\$ 44	\$ 134,524	\$ -	\$ -	\$ -	\$ -	
Nov-22	\$ 149,647	\$ 67	\$ 149,580	\$ -	\$ -	\$ -	\$ -	
Dec-22	\$ 172,618	\$ 53	\$ 172,565	\$ -	\$ -	\$ -	\$ -	
Jan-23	\$ 180,790	\$ 48	\$ 180,743	\$ -	\$ -	\$ -	\$ -	
Feb-23	\$ 164,978	\$ 43	\$ 164,936	\$ -	\$ -	\$ -	\$ -	
Mar-23	\$ 177,198	\$ 92	\$ 177,106	\$ -	\$ -	\$ -	\$ -	
Apr-23	\$ 168,717	\$ 90	\$ 168,627	\$ -	\$ -	\$ -	\$ -	
May-23	\$ 431,487	\$ 76	\$ 168,125	\$ 38	\$ 263,247	\$ -	\$ -	
Jun-23	\$ 422,195	\$ 102	\$ 158,591	\$ 125	\$ 263,376	\$ -	\$ -	
Jul-23	\$ 413,532	\$ 168	\$ 142,117	\$ 130	\$ 271,117	\$ -	\$ -	
Aug-23	\$ 377,989	\$ 210	\$ 103,865	\$ 149	\$ 273,765	\$ -	\$ -	
Sep-23	\$ 360,650	\$ 160	\$ 92,637	\$ 126	\$ 267,727	\$ -	\$ -	
Oct-23	\$ 343,499	\$ 112	\$ 78,582	\$ 206	\$ 264,599	\$ -	\$ -	
Nov-23	\$ 307,557	\$ 55	\$ 75,347	\$ 234	\$ 231,920	\$ -	\$ -	
Dec-23	\$ 316,657	\$ 45	\$ 76,156	\$ 164	\$ 240,292	\$ -	\$ -	
Jan-24	\$ 313,233	\$ 41	\$ 73,860	\$ 82	\$ 239,250	\$ -	\$ -	
Feb-24	\$ 280,069	\$ 47	\$ 64,108	\$ 84	\$ 215,830	\$ -	\$ -	
Mar-24	\$ 281,237	\$ 61	\$ 59,879	\$ 73	\$ 221,225	\$ -	\$ -	
Apr-24	\$ 229,978	\$ 80	\$ 50,876	\$ 151	\$ 178,871	\$ -	\$ -	
May-24	\$ 182,286	\$ 93	\$ 47,478	\$ 106	\$ 134,609	\$ -	\$ -	
Jun-24	\$ 165,695	\$ 60	\$ 42,810	\$ 124	\$ 122,702	\$ -	\$ -	
Jul-24	\$ 151,217	\$ 62	\$ 37,928	\$ 45	\$ 113,183	\$ -	\$ -	
Aug-24	\$ 137,113	\$ 50	\$ 31,218	\$ 51	\$ 105,794	\$ -	\$ -	
Sep-24	\$ 118,128	\$ 111	\$ 42,358	\$ 120	\$ 75,539	\$ -	\$ -	
Oct-24	\$ 154,570	\$ 94	\$ 102,100	\$ 142	\$ 52,234	\$ -	\$ -	
Nov-24	\$ 162,952	\$ 79	\$ 131,542	\$ 68	\$ 31,263	\$ -	\$ -	
Dec-24	\$ 225,011	\$ 175	\$ 202,664	\$ 69	\$ 22,102	\$ -	\$ -	
Jan-25	\$ 246,566	\$ 105	\$ 233,495	\$ 31	\$ 12,935	\$ -	\$ -	
Feb-25	\$ 183,710	\$ 119	\$ 171,968	\$ 26	\$ 11,597	\$ -	\$ -	
Mar-25	\$ 185,414	\$ 120	\$ 172,542	\$ 27	\$ 12,725	\$ -	\$ -	
Apr-25	\$ 148,043	\$ 107	\$ 144,620	\$ 7	\$ 3,309	\$ -	\$ -	
May-25	\$ 140,072	\$ 100	\$ 139,968	\$ -	\$ 4	\$ -	\$ -	
Jun-25	\$ 133,317	\$ 71	\$ 133,246	\$ -	\$ -	\$ -	\$ -	
Jul-25	\$ 130,106	\$ 38	\$ 130,068	\$ -	\$ -	\$ -	\$ -	
Aug-25	\$ 123,585	\$ 55	\$ 123,530	\$ -	\$ -	\$ -	\$ -	
Sep-25	\$ 90,099	\$ 112	\$ 89,987	\$ -	\$ -	\$ -	\$ -	
Oct-25	\$ 87,124	\$ 57	\$ 87,068	\$ -	\$ -	\$ -	\$ -	
Nov-25	\$ 79,037	\$ 91	\$ 78,945	\$ -	\$ -	\$ -	\$ -	
Dec-25	\$ 51,776	\$ 171	\$ 51,605	\$ -	\$ -	\$ -	\$ -	
Jan-26	\$ 52,769	\$ 125	\$ 52,644	\$ -	\$ -	\$ -	\$ -	
Feb-26	\$ 69,982	\$ 58	\$ 69,923	\$ -	\$ -	\$ -	\$ -	
Total Interest Earned	\$ 8,680,617	\$ 36,408	\$ 5,012,615	\$ 2,378	\$ 3,629,215			

Total Interest by Bond

5,049,023

3,631,594

VENDOR	AMOUNT
GIA INSURANCE AGENCY, LLC	1,848,533.14
TRINITY CHARTER SCHOOLS	1,142,176.98
GLAZIER FOODS COMPANY	1,141,720.89
MOODY EARLY CHILDHOOD CENTER	882,800.00
GALVESTON CENTRAL APPRAISAL DISTRICT	585,146.00
RELIANT ENERGY DEPT 0954	537,609.36
GALVESTON COLLEGE	397,605.84
AMAZON CAPITAL SERVICES	207,956.33
HILAND DAIRY FOODS COMPANY, LLC	196,755.11
SKYWARD, INC	188,146.00
CITY OF GALVESTON	185,077.81
HARDIES FRESH FOODS	157,692.87
MANSFILED OIL COMPANY OF GAINESVILLE	139,012.65
EF FBO NATIONAL RECRUITING CONSULTANTS, CO	128,265.00
TASB RISK MGMT FUND PROPERTY CASUALTY	112,815.14
SNAP-ON INDUSTRIAL	106,949.15
KLEEN SUPPLY CO	99,198.08
THOMPSON & HORTON LP	89,628.10
COBURN SUPPLY CO	87,367.12
REGION 4 EDUCATION SERVICE CENTER	87,278.55
DELL MARKETING LP	81,720.75
CHALLENGE OFFICE PRODUCTS INC	80,131.28
SEAGULL STUDENT SERVICES LLC	79,744.00
HARRIS COUNTY DEPARTMENT OF EDUCATION	78,539.24
KICKSTART KIDS	78,000.00
TRIMARK USA, LLC	76,508.95
COMMUNITIES IN SCHOOLS OF GALVESTON COUNTY	75,000.00
TEEN HEALTH CENTER, INC	74,450.00
TEXAS GAS SERVICE	68,526.65
FUNCTION4 LLC	67,735.73
REPUBLIC SERVICES #853	67,195.32
NANCY L FOREMAN & ASSOCIATES LLC	66,481.67
FERGUSON FACILITIES SPPY #61	62,623.27
AT&T	60,629.50
FRONTLINE TECHNOLOGIES GROUP LLC	57,791.80
PERDUE BRANDON FIELDER COLLINS & MOTT LLP	55,618.00
ENTERGY	55,230.27
NEUHAUS EDUCATION CENTER	54,400.00
GREATAMERICA FINANCIAL SVCS	51,724.56
BSN SPORTS LLC	50,222.40
CNC ROUTER AND PLASMA INC	50,124.00
Total Vendors that exceed \$50K	9,714,131.51

3.25.2026 BOND VENDOR PURCHASES THAT EXCEED \$50,000-ATTACHMENT H-1.xlsx

VENDOR	AMOUNT
GILBANE BUILDING COMPANY	25,940,725.03
CONNECTION PUBLIC SECTOR SOLUTIONS	1,102,009.00
STUDIO RED ARCHITECTS, LP	1,014,586.01
M SCOTT CONSTRUCTION INC	738,191.13
ZERO SIX CONSULTING, LLC	409,198.50
PBK ARCHITECTS INC	371,482.24
HOWARD IND., INC	317,729.00
BROOME WELDING & MACHINE CO INC	233,879.00
BLUUM USA, INC.	217,683.30
AUDIO ENHANCEMENT INC.	209,618.31
SHI GOVERNMENT SOLUTIONS INC.	204,887.05
CRESCENT ENGINEERING CO, INC.	180,130.57
COLTZER COMPANY, LLC	173,065.08
DELL MARKETING LP	161,205.30
DYNAMIC GLASS, LLC	108,772.80
PROVERBS 365 LEGACY, LLC	105,767.56
CHAMBERLIN HOUSTON LLC	105,427.08
ROBERTS AIR LLC	87,800.00
MICRO INTEGRATION	56,820.05
LIVE MOBILE TECHNOLOGY INC.	50,880.00
LUCAS CONSTRUCTION CO., INC.	50,350.00
Total BOND Vendors that exceed \$50K	31,840,207.01

Vendor Name	Payments 2025/2026	Zip
1002 SEAWALL PROPERTY, LLC	871.20	77550
A-LINE AUTO PARTS	7,734.99	77551
A. SMECCA INC	460.20	77550
ADS CUSTOM SIGNS	5,175.00	77550
ALERT ALARMS BURGLAR & FIRE PROTECT	8,090.00	77550
ALISHA RENAE FULBRIGHT	2,609.00	77551
ANNA LEIGH SARGENT	5,350.00	77551
BENNETT FLORAL	612.00	77550
BLACK OPTIX TINT	4,100.00	77551
BREEZEWAY CUSTOM SCREENPRINTING	11,462.50	77551
BROOME WELDING & MACHINE CO INC	235,051.60	77554
CATHY LEDOUX	526.44	77550
CENTERPOINT ENERGY HOUSTON ELECTRIC	2,705.00	77550
CHALMERS ACE HARDWARE	11,196.18	77550
CHEF MARY BASS, LLC	1,050.00	77550
CITY OF GALVESTON	189,542.81	77553
CITY OF GALVESTON	78.00	77553
CLASSIC FORD GALVESTON	144.57	77554
COLTZER COMPANY, LLC	173,065.08	77550
COMMUNITIES IN SCHOOLS OF GALVESTON	75,000.00	77553
CRYSTAL JUAREZ	400.00	77551
EL NOPALITO RESTAURANT - ROSA D MAR	3,395.00	77550
FASTSIGNS	4,824.62	77551
GALVESTON BAGEL COMPANY, LLC	847.92	77550
GALVESTON CHAMBER OF COMMERCE	4,500.00	77550-1501
GALVESTON COLLEGE	397,605.84	77550
GALVESTON COUNTRY CLUB	6,811.35	77554
GALVESTON ECONOMIC DEVELOPMENT PART	2,500.00	77553
GALVESTON LIMOUSINE SERVICE	17,237.00	77552
GALVESTON RENTALS, INC	4,116.00	77554
GALVESTON VETERINARY CLINIC	626.58	77551
GIA INSURANCE AGENCY, LLC	1,868,978.14	77552-6767
GINO'S ITALIAN RESTAURANT & PIZZERI	399.76	77551
GISD EDUCATIONAL FOUNDATION	17,787.50	77551
GOLF CART OF GALVESTON LLC	1,360.00	77550
GROUNDSWELL	20,000.00	77553
HENRY PORRETTO	300.00	77554
HICKS CO, W U-HAUL	1,604.21	77554
INDUSTRIAL MATERIAL CORP	204.81	77554
KACI STEPHENS NOBLE	2,080.00	77554
KEVIN ANTHONY	3,045.00	77554
KLEEN SUPPLY CO	118,381.33	77553
LISTER PLUMBING CO	2,980.00	77553
LITTLE BIRD AERIAL INTELLIGENCE , I	850.00	77554
MAISEL-HINSON MAINLAND FLORAL INC	180.00	77550
MARIO'S RISTORANTE	3,163.75	77551

Vendor Name	Payments 2025/2026	Zip
MARTY'S CITY AUTO INC	4,164.97	77550
MARTY'S TOWING LLC	170.00	77550
MEGAN LARUE	150.00	77554
MINUTEMAN PRINTING & GRAPHIC	72.22	77550
MITCHELL CHUOKE PLUMBING, INC.	36,248.20	77551
MOODY EARLY CHILDHOOD CENTER	882,800.00	77550
MOODY GARDENS GOLF COURSE	4,728.50	77554
MOODY GARDENS INC	20,676.00	77554
MR TACO MEXICAN CUISINE & BAR	639.80	77550
NATIONAL SECURITY & FIRE LLC	7,998.14	77550
REPUBLIC PARTS CO	5,196.92	77550
ROBERTS AIR LLC	87,800.00	77554
ROTARY CLUB OF GALVESTON ISLAND	700.00	77552
SCOTTY'S OVERHEAD DOOR	7,300.00	77554
SHIPLEY DONUTS	212.36	77551
SHRIMP & STUFF	532.80	77550
SOUL TO SOUL	162.00	77551
STEVE'S WAREHOUSE TIRES GTX	384.54	77551
STEWART'S PACKAGING INC	2,185.93	77550
SUNSHINE CENTER, INC	1,080.00	77550
TEEN HEALTH CENTER, INC	74,450.00	77553
THE ANIMAL CLINIC	100.80	77550
THE GRAND 1894 OPERA HOUSE	370.00	77550
THE ORIGINAL MEXICAN CAFE	192.30	77550
THE SAN LUIS RESORT SPA & CONFERENC	19,709.40	77551
TIFFANY LYDAY	39,227.50	77554
TOP GEAR APPAREL	11,038.50	77551
TREASURE ISLAND TROPHIES & ENGRAVIN	7,979.53	77551
TRICON LAND SURVEYING LLC	10,130.00	77551
UPWARD HOPE ACADEMY	24,999.96	77550
VIDA AGAVE LLC	898.44	77550
WEST ISLE URGENT CARE	7,970.00	77551
WISNER CUSTOM CONSTRUCTION, LLC	3,500.00	77551
YAGAS CAFE/Tsunami, LLC	1,366.76	77550
Total Local Vendor Activity for FY 2025-2026	4,484,138.95	

Action Sheet

MEETING DATE:

March 25, 2026

AGENDA ITEM:

Consider approval of the Minutes from the February 18, 2026, Regular School Board Meeting.

RECOMMENDATION:

I move that the Board of Trustees approve the minutes from the February 18, 2026, Regular School Board Meeting.



Matthew Neighbors Ed. D.
Superintendent

Minutes of Regular Meeting

The Board of Trustees Galveston Independent School District

The Public Hearing to present the Texas Academic Performance Report (TAPR) began at 6:28 pm in the Board Room at the Lovenberg Administration Building, 3904 Avenue T, Galveston, TX.

A Regular meeting of the Board of Trustees of Galveston Independent School District was held Wednesday, February 18, 2026, at 6:00 pm.

BOT in attendance: Brown, Beeton, Tucker, O'Neal, Masel, Lakin. Smecca absent

The subjects discussed or considered or upon which any formal action may be taken are as listed below. Items do not have to be taken in the order shown.

- 1) Call to order Open Session in the Board Room of the Lovenberg Administration Building, 3904 Avenue T, Galveston, Texas. -6:00
- 2) Pledge of Allegiance to the United States flag and the Texas flag. -6:00
- 3) Citizen's Request to Address the Board on Agenda and Non-Agenda Items. Please complete sign-up sheets available in the lobby prior to the start of the meeting. -6:05
*Jerald Temple presented donations from the Mike Evans Family Foundation
Cindy Roberts commented on academic achievement and school discipline
Nathan Watkins introduced himself as a candidate for HD23*
- 4) Declaration of Conflicts of Interest. -6:12 none
- 5) District Reports -6:12
 - A) Superintendent's Report
*-Principals of the year announced as Sara Giambelluca - Elementary Principal of the Year and Michelle Hammonds - Secondary Principal of the Year.
-Rick Bailey - Galveston Sand Crabs – Autism awareness and community involvement focus
-TAPR - Gabriel Flores and Dr. Post - Summary of school report card – TAPR to be posted on District website*
 - 1) Math - Presented by Robin Sanders and Courtney Cochran *BOT “Boardwalk” for math scheduled for February 25*
 - B) Board Committee Reports
 - 1) Curriculum Committee presented Chair, Ms. Ann Masel 6:37 pm - *Curriculum Committee Meeting Report (met Wednesday, February 4)*
 - 2) Facilities/Finance Committee Chair, Mr. Johnny Smecca
- 6) Financial Reports and Budget Update *Presented by Jeff Martello 6:37 pm*
- 7) REGULAR AGENDA- Action Items -6:54pm
 - A) Discuss and approve the 2026-2027 Academic Calendar - *Presented data from student, staff, and parent surveys. Motion to approve Option B by Masel. Second by Lakin. Motion passed unanimously 6-0, Smecca absent.*
Discussion about Consent Agenda Item K- -7:13 pm
- 8) The Board may recess into Closed Executive Session in the Library as permitted by the Texas Open Meeting Act Government Code Sections 551.071- 551.090 Subchapter D and E. -7:41 pm

Should any final action, final decision, or final vote be required in the opinion of the School Board with regard to any matter considered in such closed meeting then the final action, final decision, or final vote shall be either:

- A) in the open meeting covered by the Notice upon the reconvening of the public meeting; or
- B) at a subsequent public meeting of the School Board upon notice thereof; as the School Board shall determine.

- A) Consultation with Attorney (Tex. Govt. Code Section 551.071) - Consultation with attorney regarding pending or contemplated litigation, settlement offers, or matters in which the duty of the attorney to the school district under the Texas Disciplinary Rules of Professional Conduct of the State Bar of Texas clearly conflicts with the state's open meetings laws.
 - B) Personnel Matters (Tex. Govt. Code Section 551.074) – Discuss the appointment, employment, evaluation, reassignment, duties, discipline, dismissal or resignation of an employee or employees, including the Superintendent.
 - C) Real Property (Tex. Govt Code Section 551.072) – Discuss the purchase, exchange, lease or value of real estate in which the discussion in an open meeting would have a detrimental effect on the ability of the school district to negotiate with a third party.
 - D) Prospective Gifts or Donations (Tex. Govt Code Section 551.073) – Discuss prospective gifts or donations to the Galveston Independent School District and/or individual campuses, programs or facilities.
 - E) Network Security, Security Devices and Security Audits (Tex. Govt Code Sections 551.076 and 551.089) – Discuss Network security information; a security audit; the deployment, or specific occasions for implementation, of security personnel, critical infrastructure, or security devices; or security assessment or deployments related to information resources technology.
- 9) Reestablish the open meeting of the Galveston ISD Board of Trustees. -8:30 pm
- 10) Appointment of Committee Members -8:30 pm
Finance Committee: Johnny Smecca, Chair - Mindy Lakin - Ann Masel
Curriculum Committee: Ann Masel, Chair - Dr. Justin Tucker, Elizabeth Beeton, Dr. Julia Ramirez, Dr. Stephanie Mendoza
Policy Committee: David O'Neal, Chair - Mindy Lakin - Elizabeth Beeton
Facilities Committee: Johnny Smecca, Chair - Ann Masel - Elizabeth Beeton
- 11) CONSENT AGENDA - Action Items -*Item K and item P pulled by President Brown. Motion to approve items A-J and L-O by Masel. Second by Lakin. Approved unanimously 6-0, Smecca absent.*
- A) Consider approval of the minutes from the January 21, 2026, Regular School Board Meeting and the February 4, 2026, Special School Board Meeting.
 - B) Consider approval of personnel resignations and recommendations with contracts.
 - C) Discuss and consider approval of payment of attorney fees.
 - D) Consider approval of Budget Amendments
 - E) Discuss and consider accepting donations in accordance with Board Policy CDC Local.
 - F) Discuss and consider the revision of CKE (LOCAL) Safety Program/Risk Management/Security Personnel
 - G) Discuss and consider approval of EF Tours trip to Japan for eligible 9th-12th grade students at Ball High school, March 8-16, 2026.
 - H) Discuss and consider approval of the 2026-2027 Budget and Staffing Calendar
 - I) Discuss and consider applying to Texas Education Agency for a temporary delay of certification requirements through 2029-30.
 - J) Discuss and Consider the approval of the Automobile, School Liability, General Liability, and Privacy/Information Security Insurance Renewal
 - K) Discuss and Consider Approval of Property Insurance Renewal for CSRFP #2022-23-004 with Galveston Insurance Associates (GIA) -*8:32 Approval for property insurance renewal with GIA motion to approve by Masel. Second by O'Neal. Comments by Beeton. Call for the question by Masel. Call approved 6-0 (Smecca absent). • Motion to approve property insurance renewal approved 5-1 (Beeton against, Smecca absent)*
 - L) Discuss and consider approval for the Targeted Improvement Plan for Central Middle School.
 - M) Discuss and consider Section 25.0823 of the Texas Education Code.
 - N) Discuss and consider approval for the Targeted Improvement Plan for Burnet School.
 - O) Discuss and Consider campus leadership incentive plan for campus improvement and performance for the 2025-26 academic school year.

- P) Discuss and consider approval of the TOR Baseball Field Facility Rental Contract for the Cowboy Collegiate Baseball League -8:52 pm *President Brown modified the motion to "Approve authorizing staff to conclude/conduct negotiations for final contract with Cowboy Collegiate League." Second by Tucker. No further discussion. Approved 6-0 unanimously. Smecca absent.*
- 12) Suggested Future Agenda Items *Tucker - Insurance policy – understanding risk district has taken on with current coverages*
- 13) COMMENTS FROM THE BOARD OF TRUSTEES
Comment: O'Neal - Old Central Center - Play honoring Jack Johnson with blues singer Betsy
Comment: Masel- Galveston Educational Foundation Soiree March 5 @ 6pm at Moody Garden.
Comment: Tucker - Follow up with Mr. O'Neal comment
Comment: Lakin - Project Graduation
 Pursuant to Texas Government Code Section 551.0415, Trustees may report on any of the following items:
1. Expressions of thanks, gratitude, and condolences
 2. Information regarding holiday schedules
 3. Honorary or salutary recognition of a public official, public employee, or other citizen
 4. Reminders regarding GISD events
 5. Reminders regarding community events
 6. Health and safety announcements
- 14) Adjournment -8:58 pm

Minutes taken by: Amedia Bly

Approved on March 25, 2026

Mr. Tony Brown, President

Mindy Lakin, Secretary

Action Sheet

MEETING DATE:

March 25, 2026

AGENDA ITEM:

Discuss and consider approval of personnel resignations and recommendations with contracts.

Under Separate Cover

RECOMMENDATION:

I move that the Board of Trustees approve personnel resignations and recommendations with contracts.



Matthew Neighbors Ed. D.
Superintendent

Action Sheet

MEETING DATE:

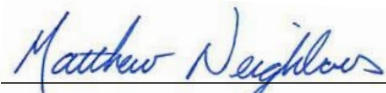
March 25, 2026

AGENDA ITEM:

Discuss and consider approval of payment of attorney fees.

The Board has directed that attorney fees incurred by the district be brought for approval before payments are made. The district is in receipt of invoices from Thompson and Horton:

Invoice 82082	\$1,748.75
Invoice 82305	\$205.00
Invoice 82304	\$2,767.50
Invoice 82412	\$95.00
Total Billed	\$4,816.25



Matthew Neighbors Ed. D.
Superintendent

Action Sheet

MEETING DATE:

March 25, 2026

AGENDA ITEM:

Discuss and consider approval of monthly
Budget Amendment (Under separate cover.)

RECOMMENDATION:

I move that the Board of Trustees approve
the budget amendment, as presented.



Matthew Neighbors Ed. D.
Superintendent



Jeff Martello
Chief Financial Officer

**2025-2026 Proposed Budget Amendment
February 2026**

	General Fund			Food Service Fund			Debt Service Fund		
	Beginning Budget	Amendments	Ending Budget	Beginning Budget	Amendments	Ending Budget	Beginning Budget	Amendments	Ending Budget
Revenues									
Local & Intermediate Sources	\$ 96,715,561	\$ -	\$ 96,715,561	\$ 375,000	\$ -	\$ 375,000	\$ 22,720,320	\$ -	\$ 22,720,320
State Program Revenues	\$ 7,739,185	\$ -	\$ 7,739,185	\$ 21,000	\$ -	\$ 21,000	\$ 2,179,884	\$ -	\$ 2,179,884
Federal Program Revenues	\$ 785,500	\$ -	\$ 785,500	\$ 5,603,872	\$ -	\$ 5,603,872		\$ -	\$ -
Other Resources/ Operating Transfer In (ESSER II Grant)	\$ 15,000	\$ -	\$ 15,000	\$ -	\$ -	\$ -	\$ -	\$ -	\$ -
TOTAL	\$ 105,255,246	\$ -	\$ 105,255,246	\$ 5,999,872	\$ -	\$ 5,999,872	\$ 24,900,204	\$ -	\$ 24,900,204

	General Fund			Food Service Fund			Debt Service Fund		
	Beginning Budget	Amendments	Ending Budget	Beginning Budget	Amendments	Ending Budget	Beginning Budget	Amendments	Ending Budget
Function									
11 Instruction	\$ 43,012,857	\$ 938,940	\$ 43,951,796						
12 Instructional Resources	\$ 346,921		\$ 346,921						
13 Curriculum & Inst Staff Dev	\$ 633,516	\$ -	\$ 633,516						
21 Instructional Leadership	\$ 1,534,120		\$ 1,534,120						
23 School Leadership	\$ 3,874,616		\$ 3,874,616						
31 Guidance/Counseling	\$ 2,402,461		\$ 2,402,461						
32 Social Work Services	\$ 63,053		\$ 63,053						
33 Health Services	\$ 888,773	\$ 163	\$ 888,936						
34 Student Transportation	\$ 4,051,863		\$ 4,051,863						
35 Food Services	\$ -		\$ -	\$ 6,623,241		\$ 6,623,241			
36 Extracurricular Activities	\$ 1,908,624		\$ 1,908,624						
41 General Administration	\$ 3,459,470	\$ (102,000)	\$ 3,357,470						
51 Maintenance and Operations	\$ 9,648,127		\$ 9,648,127	\$ 50,000		\$ 50,000			
52 Security and Monitoring	\$ 1,389,497		\$ 1,389,497						
53 Data Processing Services	\$ 2,219,620		\$ 2,219,620						
61 Community Services	\$ 827,764	\$ (825,000)	\$ 2,764						
71 Debt Service	\$ 110,000		\$ 110,000				\$ 24,519,234		\$ 24,519,234
81 Construction	\$ 175,000	\$ (12,103)	\$ 162,897						
91 Recapture Payment	\$ 28,963,914		\$ 28,963,914						
93 Shared Services	\$ 45,050		\$ 45,050						
99 Intergovernmental Charges	\$ 1,050,000		\$ 1,050,000						
			\$ -						
TOTAL	\$ 106,605,246	\$ -	\$ 106,605,246	\$ 6,673,241	\$ -	\$ 6,673,241	\$ 24,519,234	\$ -	\$ 24,519,234

General Fund Budget

Function 11	
TF fr fc 41/81 to 11 PEIMS true up	114,103
TF MECC budget fr 61 to 11	825,000
TF fr 11 to 33 for Medical Supplies	(163.38)
TOTAL	\$ 938,940

Function 13

TOTAL	\$ -
--------------	-------------

Function 21

TOTAL	\$ -
--------------	-------------

Function 21

TOTAL	\$ -
--------------	-------------

Function 33

163 TF fr 11 to 33 for Medical Supplies

TOTAL	\$ 163
--------------	---------------

Function 36

TOTAL	\$ -
--------------	-------------

Function 41

TF fr 41 to 11 PEIMS 25/26 true up (102,000)

TOTAL	\$ (102,000)
--------------	---------------------

Function 61

\$ (825,000) TF MECC budget fr 61 to 11

TOTAL	\$ (825,000)
--------------	---------------------

Function 81

(12,103) TF fr 41 to 11 PEIMS 25/26 true up

TOTAL	\$ (12,103)
--------------	--------------------

Signed: _____
Board President

Action Sheet

MEETING DATE:

March 25, 2026

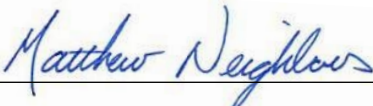
AGENDA ITEM:

Discuss and consider approval of donations
in accordance with Board Policy CDC Local

Under separate cover.

RECOMMENDATION:

I move that the Board accept the donations,
as presented.



Matthew Neighbors Ed. D.
Superintendent



Jeff Martello
Chief Financial Officer



**Galveston Independent School District
Donations/Gifts for February 2026**

In accordance with Board Policy CDC (Local), the Board of Trustees of Galveston Independent School District acknowledges and appreciates the following donations:

Date	Recipient	Giver	Gift
1/28/26	BHS Aquatics/Swim	MaryLouise W. Reumont	\$ 50.00
2/5/26	JROTC Color Guard	Galveston Republican Women	\$ 200.00
2/6/26	BHS Baseball	Tabitha & James Butler	\$ 180.00
		John & Jennifer Daughety	\$ 90.00
		Joshua Mancuso	\$ 45.00
		Rodger & Lucille Rees	\$ 90.00
		Radztes Plumbing Services LLC	\$ 45.00
		Paul & Gloria Marines	\$ 90.00
		Fast Eddie's Fast Fences LLC	\$ 650.00
		Samuel & Samantha Malchar	\$ 750.00
		Hal Rochkind Insurance	\$ 750.00
		Cash – unknown	\$ 845.00
2/18/26	Galveston Police Dept	Mike Evans Foundation	\$ 5,000.00
2/18/26	JROTC	Galveston Island Humane Society	\$ 200.00
		Knights of Momus	\$ 500.00
2/20/26	Student/Staff Emergencies Various campuses/depts	Cindy Roberts-Gay	\$ 58.00
2/25/26	BHS Band	Krewe of Gambrinus	\$ 1,000.00
		Knights of Momus	\$ 1,000.00
		Yagas Entertainment Corp	\$ 1,000.00

Donations/Gifts for February 2026 (cont'd)

2/2026	BHS STEM BioMed	Dr Hani Jneid	\$ 600.00
		Robert & Ellen Goldhirsh	\$ 100.00
		Bill & Karen Baker	\$ 500.00
		Kellogg Family Charitable Fund	\$250,000.00
		Funds transferred from GEF	\$ 26,709.00
		Drs. Ben & Sharon Raimer	\$ 5,000.00
		Drs. Harry & Margaret Kelso	\$ 100.00
		Ross & Seal Grief	\$ 200.00
2/25/26	Homeless/Foster Care	Ivy Isle Foundation of TX	\$ 1,000.00
2/25/26	FACE	Lauren Scott	<u>\$ 1,500.00</u>
		Total Monthly Cash Donations	<u>\$298,252.00</u>

Non-monetary donations

2/25/26	Homeless/Foster Care	Undies for Everyone	945 units for girls
----------------	-----------------------------	----------------------------	----------------------------


Action Sheet

MEETING DATE: March 22, 2026

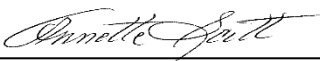
AGENDA ITEM: **Discuss and consider approval of the proposed library book purchase list for Oppe Elementary School.**

In compliance with Senate Bill 13, the proposed library book list submitted for purchase requires Board approval. Oppe campus has identified 169 new titles to replenish and enhance its library collection across multiple areas. The proposed list was reviewed by campus administration and staff and was posted online for public transparency and comment beginning February 11, 2026, in accordance with statutory requirements. After remaining posted for the required 30-day review period, the list was removed and submitted to finalize the approval process. No public or staff comments were received during that time. All proposed titles are age-appropriate and suitable for students in grades K–5.

RECOMMENDATION: **I move that the Board of Trustees approve the proposed library book purchase list for Oppe Elementary School.**



Matthew Neighbors Ed. D.
Superintendent



Dr. Annette Scott
Assistant Superintendent for Student Support

Elementary Library Booklist Review

I've reviewed the **169 titles** on the Oppo Elementary School library list. Overall, this is a **well-curated collection that's highly appropriate for elementary students**. Here's my assessment:

Strengths of This List

Age-Appropriate Content:

- Heavy emphasis on graphic novels and series popular with elementary readers (Dog Man, Baby-Sitters Club graphic adaptations, Diary of a Wimpy Kid)
- Numerous animal comparison books and nature content (ideal for K-5 science)
- Sports biography comparisons that engage elementary readers
- Historical fiction and survival stories (I Survived series) that are engaging and educational

Diverse Formats & Genres:

- Graphic novels and comics
- Chapter books
- Non-fiction (animal comparisons, sports figures)
- Historical fiction
- How-to/instructional books (manga drawing guides)
- Early readers (Ben Clanton's simple picture books)

Minor Content Considerations

Books to Preview:

Title	Author	Consideration
Diary of a Wimpy Kid: Hot Mess	Jeff Kinney	Contains mild toilet humor and some sarcasm typical of the series; appropriate for upper elementary (3rd-5th grade) but may not suit younger readers
I Survived the Attacks of September 11, 2001 (Graphic Novel)	Lauren Tarshis	Deals with 9/11; appropriate for upper elementary with context but may need teacher guidance for younger students

Title	Author	Consideration
I Escaped the Donner Party	Ellie Crowe	References starvation/survival; appropriate for upper elementary but may be intense for younger readers

Recommendation

No titles need to be removed. However, I suggest:

1. **Organize by grade level** — Place Diary of a Wimpy Kid and I Survived books in upper elementary sections (grades 3-5)
2. **Flag for teacher guidance** — The 9/11 and Donner Party titles could benefit from teacher awareness for sensitive discussions
3. **Use as-is for K-2** — Early readers like Ben Clanton books and most graphic novels are perfect for younger elementary students

This is a **strong, engaging collection** that balances entertainment with educational value! 📖



Libraria

1387 Dutch American Way
Beecher Illinois 60401
1-800-230-1279

List Name: Oppe Fall 2025

List#: 191662

Date: 2/3/2026 1:34:12 PM

Total quantity: 169 Titles(169 Books)

Order Information

Shipping Address

GISD CNTRL REC'VING 106 OPPE ELEM
OPPE ELEM OFFICE
Galveston Ind School District
4302 AVE Q (GATE ON 43RD ST)
GALVESTON, Texas, 77550
United States
T: 409-761-6500

Billing Address

GALVESTON INDEPENDENT SCHOOL
DISTRICT ATTEN: ACCOUNTS PAYABLE
P.O.BOX 660
Galveston, Texas, 77553
United States
T: (409)761-6500

Sales Representative

Danna Davidson White
dannadw@libraria.com
281-851-0942

Special Instructions

Do Not Exceed Amount

Barcode Range Start

Barcode Range End

Processing Options

Level 1 Processing – All Materials Attached

- MARC record, spine label, barcode label, mylar, and up to two additional labels

KAPCO Cover (Paperback Only)

Item#	ISBN	Pref.	Title/Author	Dewey	AR	AR Points	AR INT Level
2343832	978-1-7284-9086-1	No	Aaron Donald vs. Reggie White: Who Would Win? by David Stabler	796.33092	5.2	0.5	MG
2375619	979-8-7656-1030-5	No	Aaron Judge vs. Babe Ruth: Who Would Win? by Josh Anderson	796.357	4.7	0.5	MG

Item#	ISBN	Pref.	Title/Author	Dewey	AR		AR
					Points	Level	
2372191	979-8-88687-822-6	No	African Wild Dog Pack vs. Leopard by Nathan Sommer	599.75	3.7	0.5	MG
2372192	979-8-88687-823-3	No	Amazonian Giant Centipede vs. Brazilian Wandering Spider by Nathan Sommer	595.6	4.1	0.5	MG
2313101	979-8-88687-164-7	No	American Alligator vs. Wild Boar by Nathan Sommer	597.98	3.9	0.5	MG
2151403	978-1-64487-155-3	No	Anaconda vs. Jaguar by Thomas K. Adamson	597.96	3.7	0.5	MG
2454605	979-8-7656-6849-8	No	Anthony Edwards vs. Dwyane Wade: Who Would Win? by Matt Doeden	796.3230922	4.5	0.5	MG
2396494	979-8-89304-027-2	No	Arctic Wolf Pack vs. Polar Bear by Nathan Sommer	599.77	3.7	0.5	LG
2298928	978-1-64487-759-3	No	Asiatic Lion vs. Bengal Tiger by Kieran Downs	599.75	3.8	0.5	MG
2298929	978-1-64487-760-9	No	Badger vs. Bobcat by Kieran Downs	599.76	3.5	0.5	MG
2452247	979-8-8752-0922-2	No	Bailey and the Blaze: A Burning of Atlanta Graphic Novel by Dolores Andral	741.5	2.5	0.5	MG
2272072	978-1-64487-623-7	No	Barracuda vs. Moray Eel by Kieran Downs	597	3.4	0.5	MG
2413285	978-1-5364-8964-4	No	Big Jim Begins by Dav Pilkey	741.5	2.7	0.5	MG
2453961	978-1-5364-9644-4	No	Big Jim Believes by Dav Pilkey	741.5	3.2	1.0	MG
2449394	978-0-593-11137-6	No	Bionic Boy by Lynn Plourde	Fic			
2424023	979-8-89304-268-9	No	Black Bear vs. Mountain Lion by Nathan Sommer	599.78	3.5	0.5	LG
2372193	979-8-88687-824-0	No	Black Mamba vs. Caracal by Nathan Sommer	597.96	4.0	0.5	MG
2086892	978-1-5364-5088-0	No	Brawl of the Wild by Dav Pilkey	741.5	2.6	1.0	LG
2352399	979-8-88687-457-0	No	Burmese Python vs. Sun Bear by Nathan Sommer	597.96	3.8	0.5	MG
2454606	979-8-7656-6850-4	No	Caitlin Clark vs. Cheryl Miller: Who Would Win? by Sarah Roggio	796.323	5.0	0.5	MG
2424025	979-8-89304-269-6	No	Camel Spider vs. Black Fat-tailed Scorpion by Nathan Sommer	595.4	3.9	0.5	LG
2454607	979-8-7656-6851-1	No	Christian McCaffrey vs. LaDainian Tomlinson: Who Would Win? by Sarah Roggio	796.332092	4.4	0.5	MG
2454608	979-8-7656-6852-8	No	Christian Pulisic vs. Clint Dempsey: Who Would Win? by Lisa Idzikowski	796.334092	4.8	0.5	MG
1957604	978-1-4844-7165-4	No	Claudia and Mean Janine (Graphic Novel) by Raina Telgemeier	741.5	2.5	1.0	MG
2363893	978-1-5364-8267-6	No	Claudia and the Bad Joke (Graphic Novel) by Arley Nopra	741.5	2.6	1.0	MG
2223055	978-1-5364-6791-8	No	Claudia and the New Girl (Graphic Novel) by Gabriela Epstein	741.5	2.8	1.0	MG
2396496	979-8-89304-029-6	No	Cottonmouth vs. Snapping Turtle by Nathan Sommer	597.92	4.1	0.5	LG
2418988	979-8-7656-4823-0	No	Cristiano Ronaldo vs. Diego Maradona: Who Would Win? by Anne E. Hill	796.334	4.6	0.5	MG
2018411	978-1-5364-2159-0	No	Dawn and the Impossible Three (Graphic Novel) by Gale Galligan	741.5	2.7	1.0	MG
2181603	978-1-5364-6612-6	No	Deep End by Jeff Kinney	Fic	5.4	2.0	MG
2445566	978-1-0982-5636-4	No	Descendants: Dizzy's New Fortune	741.5			
2445567	978-1-0982-5637-1	No	Descendants: Evie's Wicked Runway, Vol. 01	741.5			

Item#	ISBN	Pref.	Title/Author	Dewey	AR		AR
					Points	Level	
2445568	978-1-0982-5638-8	No	Descendants: Evie's Wicked Runway, Vol. 02	741.5			
2445569	978-1-0982-5639-5	No	Descendants: Mal's Royal Challenge	741.5			
2445291	978-1-0982-5640-1	No	Descendants: The Rotten to the Core, Vol. 01	741.5			
2445292	978-1-0982-5641-8	No	Descendants: The Rotten to the Core, Vol. 02	741.5			
2445293	978-1-0982-5642-5	No	Descendants: The Rotten to the Core, Vol. 03	741.5			
2417372	978-1-5364-9077-0	No	Diario Del Wimpy Kid: En Su Salsa (Diary of a Wimpy Kid: Hot Mess) by Jeff Kinney	Fic			
2416548	979-8-89098-317-6	No	Diario Del Wimpy Kid: En Su Salsa (Diary of a Wimpy Kid: Hot Mess) by Jeff Kinney	Fic			
2243352	978-1-64487-532-2	No	Dingo vs. Kangaroo by Kieran Downs	599.772	3.3	0.5	MG
1977270	978-1-4844-9091-4	No	Dog Man by Dav Pilkey	741.5	2.6	1.0	LG
1989591	978-1-5364-0037-3	No	Dog Man Unleashed by Dav Pilkey	741.5	2.5	1.0	LG
2035049	978-1-5364-2899-5	No	Dog Man and Cat Kid by Dav Pilkey	741.5	2.6	0.5	LG
2452327	979-8-8752-1539-1	No	Double Feature by Steven Scott	741.5			
2441435	978-0-374-39294-9	No	Dream by Barbara O'Connor	Fic	4.5	6.0	MG
2313102	979-8-88687-165-4	No	Dung Beetle vs. Tarantula Hawk by Nathan Sommer	595.76	3.9	0.5	MG
2133543	978-1-5364-6024-7	No	Fetch-22 by Dav Pilkey	741.5	2.7	1.0	LG
2445526	978-1-0982-5644-9	No	Finding Nemo by Ryuichi Hoshino	741.5			
2108719	978-1-5364-5763-6	No	For Whom the Ball Rolls by Dav Pilkey	741.5	2.5	1.0	LG
2452328	979-8-8752-1555-1	No	Gadget Bandit by Steven Scott	741.5			
2452329	979-8-8752-1547-6	No	Game Changer by Steven Scott	741.5			
2396497	979-8-89304-030-2	No	Gharial vs. Sloth Bear by Nathan Sommer	599.78	4.2	0.5	LG
2405164	979-8-7656-2587-3	No	Giannis Antetokounmpo vs. Tim Duncan: Who Would Win? by K. C. Kelley	796.323	4.6	0.5	MG
2272073	978-1-64487-624-4	No	Giant Otter vs. Caiman by Kieran Downs	599.769	3.7	0.5	MG
2267624	978-1-5364-7230-1	No	Good-Bye Stacey, Good-Bye (Graphic Novel) by Gabriela Epstein	741.5	2.7	1.0	MG
2151404	978-1-64487-156-0	No	Gorilla vs. Leopard by Nathan Sommer	599.884	3.8	0.5	MG
2151405	978-1-64487-157-7	No	Great White Shark vs. Killer Whale by Thomas Adamson	597.33	3.5	0.5	MG
2452248	979-8-8752-0916-1	No	Greta and the Night Fire: A World War II Graphic Novel by Julie Gilbert	741.5	2.3	0.5	MG
2178593	978-1-5364-6579-2	No	Grime and Punishment by Dav Pilkey	741.5	2.5	1.0	LG
2151406	978-1-64487-158-4	No	Grizzly Bear vs. Wolf Pack by Nathan Sommer	599.784	3.9	0.5	MG
2352401	979-8-88687-459-4	No	Harpy Eagle vs. Ocelot by Nathan Sommer	598.9	4.0	0.5	MG
2445237	979-8-89304-517-8	No	Horned Lizard vs. Diamondback Rattlesnake by Nathan Sommer	597.95	3.9	0.5	MG
2408058	978-1-5364-8936-1	No	Hot Mess by Jeff Kinney	Fic	5.8	3.0	MG

Item#	ISBN	Pref.	Title/Author	Dewey	AR		AR
					Points	Level	
2353704	978-1-6690-2158-2	No	How to Draw Batman Manga! by Christopher Harbo	741.5			
2353705	978-1-6690-2163-6	No	How to Draw DC Super-Pets Manga! by Christopher Harbo	741.5			
2353706	978-1-6690-2168-1	No	How to Draw Superman Manga! by Christopher Harbo	741.5			
2353707	978-1-6690-2173-5	No	How to Draw Wonder Woman Manga! by Christopher Harbo	741.5			
2426596	978-1-0982-5527-5	No	I Escaped The California Camp Fire by S. D. Brown	Fic	3.7	2.0	MG
2426597	978-1-0982-5528-2	No	I Escaped The Donner Party by Ellie Crowe	Fic	4.0	3.0	MG
2426598	978-1-0982-5529-9	No	I Escaped The Gold Rush Fever by S. D. Brown	Fic	3.9	3.0	MG
2426599	978-1-0982-5530-5	No	I Escaped The Haunted Winchester House by Ellie Crowe	Fic	3.5	2.0	MG
2426601	978-1-0982-5532-9	No	I Escaped World War II: Pearl Harbor by Ellie Crowe	Fic	4.3	3.0	MG
2296952	978-1-5364-7620-0	No	I Survived Hurricane Katrina, 2005 (Graphic Novel) by Lauren Tarshis	741.5	2.8	1.0	MG
2346754	978-1-5364-8175-4	No	I Survived the American Revolution, 1776 (Graphic Novel) by Lauren Tarshis	741.5	3.4	1.0	MG
2275329	978-1-5364-7287-5	No	I Survived the Attack of the Grizzlies, 1967 (Graphic Novel) by Lauren Tarshis	741.5	3.2	1.0	MG
2238991	978-1-5364-6925-7	No	I Survived the Attacks of September 11, 2001 (Graphic Novel) by Lauren Tarshis	741.5	3.6	1.0	MG
2324546	978-1-5364-7905-8	No	I Survived the Great Chicago Fire, 1871 (Graphic Novel) by Lauren Tarshis	741.5	2.8	1.0	MG
2440197	978-1-5364-9436-5	No	I Survived the Japanese Tsunami, 2011 (Graphic Novel) by Lauren Tarshis	741.5	2.7	0.5	MG
2221219	978-1-5364-6776-5	No	I Survived the Nazi Invasion, 1944 (Graphic Novel) by Lauren Tarshis	741.5	3.3	1.0	MG
2396498	979-8-89304-031-9	No	Jackrabbit vs. Sidewinder by Nathan Sommer	593.32	3.7	0.5	LG
2454609	979-8-7656-6853-5	No	Jalen Hurts vs. John Elway: Who Would Win? by Joe Stanley	796.332092	4.7	0.5	MG
2451064	978-1-5364-9573-7	No	Jessi Ramsey, Pet-Sitter (Graphic Novel) by Ann M. Martin	741.5	2.7	1.0	MG
2292626	978-1-5364-7562-3	No	Jessi's Secret Language (Graphic Novel) by Chan Chau	741.5	3.1	1.0	MG
2405165	979-8-7656-2588-0	No	Joe Burrow vs. Dan Marino: Who Would Win? by Jim Gigliotti	796.332	4.7	0.5	MG
2405166	979-8-7656-2589-7	No	Justin Jefferson vs. Randy Moss: Who Would Win? by Jim Gigliotti	796.332	4.6	0.5	MG
2309750	978-1-5364-7714-6	No	Karen's Birthday (Graphic Novel) by Katy Farina	741.5	2.6	1.0	MG
2435596	978-1-5364-9319-1	No	Karen's Ghost (Graphic Novel) by DK Yingst	741.5	2.9	1.0	MG
2408021	978-1-5364-8898-2	No	Karen's Grandmothers (Graphic Novel) by DK Yingst	741.5	3.0	1.0	MG
2328382	978-1-5364-8009-2	No	Karen's Haircut (Graphic Novel) by Katy Farina	741.5	2.5	1.0	MG
2234432	978-1-5364-6893-9	No	Karen's Kittycat Club (Graphic Novel) by Katy Farina	741.5	2.5	1.0	MG
2423459	978-1-5364-9147-0	No	Karen's Prize (Graphic Novel) by Shauna J Grant	741.5	2.7	1.0	MG
2167517	978-1-5364-6393-4	No	Karen's Roller Skates (Graphic Novel) by Katy Farina	741.5	2.4	1.0	MG
2264171	978-1-5364-7124-3	No	Karen's School Picture (Graphic Novel) by Katy Farina	741.5	2.5	0.5	MG

Item#	ISBN	Pref.	Title/Author	Dewey	AR		AR
					Points	Level	
2380996	978-1-5364-8484-7	No	Karen's Sleepover (Graphic Novel) by Katy Farina	741.5	2.5	1.0	MG
2133599	978-1-5364-6056-8	No	Karen's Witch (Graphic Novel) by Katy Farina	741.5	2.3	1.0	MG
2196569	978-1-5364-6666-9	No	Karen's Worst Day (Graphic Novel) by Katy Farina	741.5	2.3	1.0	MG
2418989	979-8-7656-4824-7	No	Kevin Durant vs. Larry Bird: Who Would Win? by Margaret J. Goldstein	796.323	4.7	0.5	MG
2243353	978-1-64487-533-9	No	King Cobra vs. Mongoose by Kieran Downs	597.9642	3.6	0.5	MG
2169152	978-1-64487-281-9	No	Komodo Dragon vs. Orangutan by Nathan Sommer	597.95968	3.9	0.5	MG
2247002	978-1-5364-7025-3	No	Kristy and the Snobs (Graphic Novel) by Chan Chau	741.5	2.5	1.0	MG
2402898	978-1-5364-8852-4	No	Kristy and the Walking Disaster (Graphic Novel) by Ellen T. Crenshaw	741.5	2.4	1.0	MG
2070388	978-1-5364-4551-0	No	Kristy's Big Day (Graphic Novel) by Gale Galligan	741.5	3.2	1.0	MG
1924211	978-1-4844-5387-2	No	Kristy's Great Idea (Graphic Novel) by Raina Telgemeier	741.5	2.2	1.0	MG
2343818	978-1-7284-9087-8	No	LeBron James vs. Michael Jordan: Who Would Win? by Keith Elliot Greenberg	796.323092	5.1	0.5	MG
2211692	978-1-64487-460-8	No	Lion vs. Cape Buffalo by Kieran Downs	599.757	3.3	0.5	MG
2151407	978-1-64487-159-1	No	Lion vs. Hyena Clan by Nathan Sommer	599.757	3.7	0.5	MG
2375621	979-8-7656-1029-9	No	Lionel Messi vs. Pele: Who Would Win? by Josh Anderson	796.334	5.1	0.5	MG
2070380	978-1-5364-4543-5	No	Lord of the Fleas by Dav Pilkey	741.5	2.6	1.0	LG
2418725	978-1-5364-9088-6	No	Mallory and the Trouble with Twins by Arley Nopra	741.5	2.9	1.0	MG
2424022	979-8-89304-270-2	No	Mandrill vs. Chimpanzee by Nathan Sommer	599.885	3.7	0.5	LG
2452198	979-8-8752-2143-9	No	Manga Drawing with Dragons, Trolls, and Other Mythical Monsters by Naomi Hughes	743			
2452199	979-8-8752-2149-1	No	Manga Drawing with Fairies, Gnomes, and Other Little Folk by Naomi Hughes	743			
2452200	979-8-8752-2155-2	No	Manga Drawing with Mermaids, Unicorns, and Other Magical Creatures by Naomi Hughes	743			
2452201	979-8-8752-2161-3	No	Manga Drawing with Pegasus, Griffins, and Other Winged Beasts by Naomi Hughes	743			
2298930	978-1-64487-761-6	No	Mantis Shrimp vs. Lionfish by Kieran Downs	595.3796	3.6	0.5	MG
1956810	978-1-4844-6973-6	No	Mary Anne Saves the Day (Graphic Novel) by Raina Telgemeier	741.5	2.4	1.0	MG
2309273	978-1-5364-7669-9	No	Mary Anne's Bad Luck Mystery (Graphic Novel) by Cynthia Yuan Cheng	741.5	2.9	1.0	MG
2445527	978-1-0982-5645-6	No	Monster's Inc. by Hiromi Yamazaki	741.5			
2222299	978-1-5364-6777-2	No	Mothering Heights by Dav Pilkey	741.5	2.6	1.0	LG
2211693	978-1-64487-461-5	No	Mountain Lion vs. Coyote by Thomas K. Adamson	599.7524	3.4	0.5	MG
2296909	978-0-7352-6672-8	No	Narwhalicorn and Jelly by Ben Clanton	741.5	2.5	0.5	LG

Item#	ISBN	Pref.	Title/Author	Dewey	AR		AR
					Points	Level	
2243354	978-1-64487-534-6	No	Nile Crocodile vs. Hippopotamus by Kieran Downs	597.982	3.5	0.5	MG
2396499	979-8-89304-032-6	No	Octopus vs. Spiny Lobster by Nathan Sommer	594	4.1	0.5	LG
2313103	979-8-88687-166-1	No	Ostrich vs. Cheetah by Nathan Sommer	598.5	3.6	0.5	MG
2343819	978-1-7284-9085-4	No	Patrick Mahomes vs. Peyton Manning: Who Would Win? by Keith Elliot Greenberg	796.332092	5.1	0.5	LG
2087495	978-0-7352-6246-1	No	Peanut Butter and Jelly by Ben Clanton	741.5	2.6	0.5	LG
2372194	979-8-88687-825-7	No	Peregrine Falcon vs. Red-tailed Hawk by Nathan Sommer	598.9	4.2	0.5	MG
2424024	979-8-89304-271-9	No	Piranha School vs. Arapaima by Nathan Sommer	597	3.3	0.5	LG
2243355	978-1-64487-535-3	No	Polar Bear vs. Walrus by Kieran Downs	599.786	3.6	0.5	MG
2272074	978-1-64487-625-1	No	Praying Mantis vs. Black Widow Spider by Kieran Downs	595.727	3.4	0.5	MG
2372195	979-8-88687-826-4	No	Red Fox vs. Fisher by Nathan Sommer	599.775	3.6	0.5	MG
2151408	978-1-64487-160-7	No	Rhinoceros vs. African Elephant by Thomas K. Adamson	599.668	3.6	0.5	MG
2375624	979-8-7656-1027-5	No	Roman Reigns vs. Hulk Hogan: Who Would Win? by Josh Anderson	796.812	5.3	0.5	MG
2418990	979-8-7656-4825-4	No	Ronald Acuna Jr. vs. Rickey Henderson: Who Would Win? by Brianna Kaiser	796.357	4.6	0.5	MG
2452249	979-8-8752-0928-4	No	Rosie and the Race Toward Freedom: An Underground Railroad Graphic Novel by Dolores Andral	741.5	2.4	0.5	MG
2452330	979-8-8752-1531-5	No	Ruff Day by Steven Scott	741.5			
2372196	979-8-88687-827-1	No	Saltwater Crocodile vs. Great Hammerhead Shark by Nathan Sommer	597.98	4.1	0.5	MG
2418991	979-8-7656-4826-1	No	Sauce Gardner vs. Deion Sanders: Who Would Win? by Yolanda Ridge	796.332	4.6	0.5	MG
2375066	978-1-5364-8408-3	No	Scarlet Shedder by Dav Pilkey	741.5	2.8	0.5	LG
2211694	978-1-64487-462-2	No	Scorpion vs. Tarantula by Thomas Adamson	595.46	3.6	0.5	MG
2169153	978-1-64487-282-6	No	Siberian Tiger vs. Brown Bear by Nathan Sommer	599.756	3.8	0.5	MG
2375625	979-8-7656-1031-2	No	Sidney Crosby vs. Wayne Gretzky: Who Would Win? by Josh Anderson	796.962			
2375626	979-8-7656-1026-8	No	Simone Biles vs. Nadia Comaneci: Who Would Win? by Josh Anderson	796.44	5.5	0.5	MG
2298931	978-1-64487-762-3	No	Skunk vs. Raccoon by Kieran Downs	599.768	3.2	0.5	MG
2272075	978-1-64487-626-8	No	Snow Leopard vs. Wild Yak by Kieran Downs	599.7555	3.5	0.5	MG
2133256	978-1-5344-6028-7	No	So Jelly! by Coco Simon	Fic	4.5	4.0	MG
2267643	978-1-5364-7237-0	No	Sobrevivi el Naufragio Del Titanic, 1912 (I Survived the Sinking of the Titanic, 1912) (Graphic Novel) by Lauren Tarshis	741.5	3.9	1.0	MG
2350398	978-1-5364-8227-0	No	Stacey's Mistake (Graphic Novel) by Ellen T. Crenshaw	741.5	2.8	1.0	MG

Item#	ISBN	Pref.	Title/Author	Dewey	AR	Points	AR INT Level
2343820	978-1-7284-9233-9	No	Stephen Curry vs. Magic Johnson: Who Would Win? by David Stabler	796.323092	5.1	0.5	MG
2455588	978-1-64519-907-6	No	Super Dweeb Vs Count Dorkula by Jess Bradley	741.5	3.1	1.0	LG
2455517	978-1-64519-904-5	No	Super Dweeb Vs Doctor Eraser-Butt by Jess Bradley	741.5	2.9	1.0	LG
2455518	978-1-64519-905-2	No	Super Dweeb Vs The Evil Doodler by Jess Bradley	741.5	3.1	0.5	LG
2455585	978-1-64519-903-8	No	Super Dweeb and the Pencil of Destiny by Jess Bradley	741.5	2.7	0.5	LG
2455586	978-1-64519-908-3	No	Super Dweeb and the Snack Attack by Jess Bradley	741.5	2.8	0.5	LG
2455587	978-1-64519-906-9	No	Super Dweeb and the Time Trumpet by Jess Bradley	741.5	3.0	0.5	LG
2004826	978-1-5364-1060-0	No	Super Narwhal and Jelly Jolt by Ben Clanton	741.5	2.6	0.5	LG
2014427	978-1-5364-1858-3	No	Tale of Two Kitties by Dav Pilkey	741.5	2.3	1.0	LG
2313104	979-8-88687-167-8	No	Tiger Shark vs. Leopard Seal by Nathan Sommer	597.3	3.8	0.5	MG
2343834	978-1-7284-9084-7	No	Tom Brady vs. Joe Montana: Who Would Win? by David Stabler	796.332092	5.0	0.5	MG
2445528	978-1-0982-5646-3	No	Toy Story 1 by Disney Publishing	741.5			
2445529	978-1-0982-5647-0	No	Toy Story 2 by Disney Publishing	741.5			
1945047	978-1-4844-6041-2	No	Truth about Stacey (Graphic Novel) by Raina Telgemeier	741.5	2.7	1.0	MG
2317446	978-1-5364-7826-6	No	Twenty Thousand Fleas under the Sea by Dav Pilkey	741.5	2.5	1.0	LG
2445239	979-8-89304-519-2	No	Vampire Bat vs. Elf Owl by Nathan Sommer	599.4	3.6	0.5	MG
2445530	978-1-0982-5648-7	No	WALLE by Disney Publishing	741.5			
2093241	978-1-4328-5989-3	No	Wild Robot by Peter Brown	Fic	5.1	5.0	MG
2169154	978-1-64487-283-3	No	Wolf Pack vs. Moose by Nathan Sommer	599.65	3.9	0.5	MG
2211695	978-1-64487-463-9	No	Wolverine vs. Honey Badger by Kieran Downs	599.76	3.5	0.5	MG
2452530	979-8-8752-0929-1	No	Zoe and the Thundering Snow: A Winter of Terror Graphic Novel by Julie Gilbert	741.5	2.1	0.5	MG

Total quantity

169 Titles(169 Books)

Action Sheet

MEETING DATE:

March 25, 2026


AGENDA ITEM:

Discuss and consider approval of Audit Engagement Letter for the August 31, 2026 Fiscal Year-End Audit

The District is required to have an annual review of its financial statements by independent auditors. Once again, the District recommends the regional public accounting firm of Whitley Penn for its August 31, 2026 audit. They serve as auditors to more than 80 governmental entities and 40 public school districts. In addition, their partners regularly conduct educational seminars on various governmental accounting, auditing and financial reporting topics for the Texas Association of School Business Officials (TASBO) and the Government Finance Officers Association of Texas. The audit fee is estimated at \$77,250; however, if significant additional time is necessary, the fees could increase. In addition to the main fee, expenses paid to electronically confirm balances of financial statement accounts will be the responsibility of GISD. This expense is estimated to be \$500 for FY26. The Engagement Letter is attached for your review. Funds utilized will be from the General Fund.

RECOMMENDATION:

I move that the board approve the audit engagement letter for the August 31, 2026 fiscal year-end audit to be performed by Whitley Penn in the estimated amount of \$77,750 as presented.



Matthew Neighbors Ed. D.
Superintendent



Jeff Martello
Chief Financial Officer

March 24, 2026

Board of Trustees
Galveston Independent School District

This letter is provided in connection with our engagement to audit the financial statements and to audit compliance over major federal award programs of Galveston Independent School District (the "District") as of and for the year ended August 31, 2026. Professional standards require that we communicate with you certain items including our responsibilities with regard to the financial statement audit, the compliance audit, and the planned scope and timing of our audits, including significant risks we have identified.

Our Responsibilities

As stated in our engagement letter dated March 24, 2026, we are responsible for conducting our audit in accordance with auditing standards generally accepted in the United States of America (U.S. GAAS), *Government Auditing Standards* of the Comptroller General of the United States of America, the requirements of the Single Audit Act, as amended, and the provisions of the audit requirements of Title 2 U.S. Code of Federal Regulations (CFR) Part 200, *Uniform Administrative Requirements, Cost Principles, and Audit Requirements for Federal Awards* (Uniform Guidance), for the purpose of forming and expressing opinions on the financial statements, and on major federal award program compliance. Our audit does not relieve you or management of your respective responsibilities.

Our responsibility as it relates to the required supplementary information (RSI) is to perform limited procedures consisting primarily of inquiries of management regarding their methods of measurement and presentation, and comparing the information for consistency with management's responses to our inquiries. We will not express an opinion or provide any form of assurance on the RSI. The following RSI will be subjected to certain limited procedures but will not be audited:

- Management's discussion and analysis
- Budgetary comparison schedule
- Pension and other post-employment information

Our responsibility as it relates to the supplementary information is to evaluate its presentation for the purpose of forming and expressing an opinion as to whether the information is fairly stated in all material respects in relation to the financial statements as a whole. We intend to provide an opinion on the following supplementary information in relation to the financial statements as a whole:

- Combining and individual nonmajor fund financial statements
- Texas Education Agency Schedules
- Schedule of Expenditures of Federal Awards

Our responsibility relating to other information, whether financial or nonfinancial information (other than financial statements and the auditor's report thereon), included in the District's annual report includes only the information identified in our report. Our opinions do not cover the other information, which includes the Schedule L-1. We do not express an opinion or any form of assurance thereon. Our responsibility is to read the other information and consider whether a material inconsistency exists between the other information and the basic financial statements, or the other information otherwise appears to be materially misstated. If, based on the work performed, we conclude that an uncorrected material misstatement of the other information exists, we are required to describe it in our report. We require that we receive the final version of the annual report (including all the documents that, together, comprise the annual report) in a timely manner prior to the date of the auditor's report, or if that is not possible, as soon as practicable and, in any case, prior to the District's issuance of such information.

Planned Scope of the Audit

Our audit will include examining, on a test basis, evidence supporting the amounts and disclosures in the financial statements; therefore, our audit will involve judgment about the number of transactions to be examined and the areas to be tested. Our audit procedures will also include determining major federal programs and performing the applicable procedures described in the U.S. Office of Management and Budget *OMB Compliance Supplement* for the types of compliance requirements that could have a direct and material effect on each major federal program. Our audit is designed to provide reasonable, but not absolute, assurance about whether the financial statements as a whole are free of material misstatement, whether due to error, fraudulent financial reporting, misappropriation of assets, or violations of laws or governmental regulations. Because of this concept of reasonable assurance and because we will not examine all transactions, there is a risk that material misstatements or material noncompliance may exist and not be detected by us, even though the audit is properly planned and performed in accordance with U.S. GAAS, *Government Auditing Standards* of the Comptroller General of the United States of America, the requirements of the Single Audit Act, as amended, and the provisions of the Uniform Guidance.

Our audit will include obtaining an understanding of the District and its environment, including its internal control, sufficient to assess the risks of material misstatement of the financial statements and as a basis for designing the nature, timing, and extent of further audit procedures, but not for the purpose of expressing an opinion on the effectiveness of the District's internal control over financial reporting. However, we will communicate to you at the conclusion of our audit any material weaknesses or significant deficiencies identified. We will also communicate to you:

- Any violation of laws or regulations that come to our attention;
- Our views relating to qualitative aspects of the District's significant accounting practices, including accounting policies, accounting estimates, and financial statement disclosures;
- Significant difficulties, if any, encountered during the audit;
- Disagreements with management, if any, encountered during the audit;
- Significant unusual transactions, if any;
- The potential effects of uncorrected misstatements on future-period financial statements; and
- Other significant matters that are relevant to your responsibilities in overseeing the financial reporting process.

Recent accounting standards now require us to communicate to you any significant risks identified during the planning stages of the audit which deserve special audit consideration. Our audit approach includes the identification of one significant risk which applies to all governmental audits:

- **Improper revenue recognition** – The risk of fraud in revenue recognition is presumed and it requires the auditor to treat the risk of improper revenue recognition due to fraud as a significant risk. Our audit procedures will address this risk by gaining an understanding of all revenue streams, testing controls over areas with a high volume of transactions for which substantive procedures alone are not sufficient, confirmation of significant transactions with external sources, and vouching certain transactions from the general ledger to the supporting documentation and bank statements. This risk is standard in our approach for all governmental audits and is not specific to the District.

We are currently not aware of any additional significant risks which are specific to the District. However, additional significant risks may arise during the audit.

The timing of our audit will be scheduled for performance and completion as follows:

Interim fieldwork	<u>June 2026</u>
Send questionnaires to Board of Trustees	<u>September 2026</u>
Year-end fieldwork	<u>October/November 2026</u>
Issue audit report	<u>December 2026</u>

This information is intended solely for the information and use of the Board of Trustees and is not intended to be and should not be used by anyone other than these specified parties.

Respectfully,



Houston, Texas

March 24, 2026

To the Board of Trustees and Management
Galveston Independent School District
3904 Avenue T
Galveston, TX 77550

You have requested that we audit the financial statements of the governmental activities, each major fund, and the aggregate remaining fund information of Galveston Independent School District (the "District"), as of August 31, 2026 and for the year then ended, and the related notes to the financial statements, which collectively comprise the District's basic financial statements. In addition, we will audit the District's compliance over major federal award programs for the year ended August 31, 2026.

We are pleased to confirm our acceptance and our understanding of this audit engagement by means of this letter. Our audits will be conducted with the objectives of our expressing an opinion on each opinion unit and an opinion on compliance regarding the entity's major federal award programs. The objectives of our audit of the financial statements are to obtain reasonable assurance about whether the financial statements as a whole are free from material misstatement, whether due to fraud or error, and to issue an auditor's report that includes our opinion. Reasonable assurance is a high level of assurance but is not absolute assurance and therefore is not a guarantee that an audit conducted in accordance with auditing standards generally accepted in the United States of America (GAAS) and in accordance with *Government Auditing Standards* will always detect a material misstatement when it exists. Misstatements, including omissions, can arise from fraud or error and are considered material if there is a substantial likelihood that, individually or in the aggregate, they would influence the judgment made by a reasonable user based on the financial statements.

The objectives of our compliance audit are to obtain sufficient appropriate audit evidence to form an opinion and report at the level specified in the governmental audit requirement about whether the entity complied in all material respects with the applicable compliance requirements and identify audit and reporting requirements specified in the governmental audit requirement that are supplementary to GAAS and Government Auditing Standards, if any, and perform procedures to address those requirements.

Accounting principles generally accepted in the United States of America require that *certain information* be presented to supplement the basic financial statements. Such information, although not a part of the basic financial statements, is required by *Governmental Accounting Standards Board*, who considers it to be an essential part of financial reporting for placing the basic financial statements in an appropriate operational, economic, or historical context. As part of our engagement, we will apply certain limited procedures to the required supplementary information (RSI) in accordance with auditing standards generally accepted in the United States of America. These limited procedures will consist primarily of inquiries of management regarding their methods of measurement and presentation, and comparing the information for consistency with management's responses to our inquiries. We will not express an opinion or provide any form of assurance on the RSI. The following RSI is required by accounting principles generally accepted in the United States of America. This RSI will be subjected to certain limited procedures but will not be audited:

- Management's Discussion and Analysis.
- Budgetary Comparison Schedule
- Pension Information and Other Post-employment Benefit Information

Supplementary information other than RSI will accompany the District's basic financial statements. We will subject the following supplementary information to the auditing procedures applied in our audit of the basic financial statements and certain additional procedures, including comparing and reconciling the supplementary information to the underlying accounting and other records used to prepare the financial statements or to the financial statements themselves, and additional procedures in accordance with auditing standards generally accepted in the United States of America. We intend to provide an opinion on the following supplementary information in relation to the financial statements as a whole:

- Individual nonmajor fund financial statements
- Texas Education Agency Schedules
- Schedule of Expenditures of Federal Awards

Data Collection Form

Prior to the completion of our engagement, we will complete the sections of the Data Collection Form that are our responsibility. The form will summarize our audit findings, amounts and conclusions. It is management's responsibility to submit a reporting package including financial statements, schedule of expenditure of federal awards, summary schedule of prior audit findings and corrective action plan along with the Data Collection Form to the federal audit clearinghouse. The financial reporting package must be text searchable, unencrypted, and unlocked. Otherwise, the reporting package will not be accepted by the federal audit clearinghouse. We will assist you in the electronic submission and certification. You may request from us copies of our report for you to include with the reporting package submitted to pass-through entities.

The Data Collection Form is required to be submitted within the *earlier* of 30 days after receipt of our auditors' reports or nine months after the end of the audit period, unless specifically waived by a federal cognizant or oversight agency for audits. Data Collection Forms submitted untimely are one of the factors in assessing programs at a higher risk.

Auditor Responsibilities

We will conduct our audit in accordance with auditing standards generally accepted in the United States of America (U.S. GAAS), the standards applicable to financial audits contained in *Government Auditing Standards*, issued by the Comptroller General of the United States of America; the audit requirements of Title 2 U.S. Code of Federal Regulations (CFR) Part 200, *Uniform Administrative Requirements, Cost Principles, and Audit Requirements for Federal Awards* (Uniform Guidance). As part of an audit of financial statements in accordance with GAAS and *in accordance with Government Auditing Standards*, we exercise professional judgment and maintain professional skepticism throughout the audit. We also:

- Identify and assess the risks of material misstatement of the financial statements, whether due to fraud or error, design and perform audit procedures responsive to those risks, and obtain audit evidence that is sufficient and appropriate to provide a basis for our opinion. The risk of not detecting a material misstatement resulting from fraud is higher than for one resulting from error, as fraud may involve collusion, forgery, intentional omissions, misrepresentations, or the override of internal control.
- Obtain an understanding of internal control relevant to the audit in order to design audit procedures that are appropriate in the circumstances, but not for the purpose of expressing an opinion on the effectiveness of the entity's internal control. However, we will communicate to you in writing concerning any significant deficiencies or material weaknesses in internal control relevant to the audit of the financial statements that we have identified during the audit.
- Evaluate the appropriateness of accounting policies used and the reasonableness of significant accounting estimates made by management, as well as evaluate the overall presentation of the financial statements, including the disclosures, and whether the financial statements represent the underlying transactions and events in a manner that achieves fair presentation.
- Conclude, based on the audit evidence obtained, whether there are conditions or events, considered in the aggregate, that raise substantial doubt about the District's ability to continue as a going concern for a reasonable period of time.

Because of the inherent limitations of an audit, together with the inherent limitations of internal control, an unavoidable risk that some material misstatements or noncompliance may not be detected exists, even though the audit is properly planned and performed in accordance with GAAS and *Government Auditing Standards* of the Comptroller General of the United States of America. Please note that the determination of abuse is subjective and *Government Auditing Standards* does not require auditors to detect abuse.

Our responsibility as auditors is limited to the period covered by our audit and does not extend to any other periods.

We will issue a written report upon completion of our audit of the District's basic financial statements. Circumstances may arise in which our report may differ from its expected form and content based on the results of our audit. Depending on the nature of these circumstances, it may be necessary for us to modify our opinions, add an emphasis-of-matter or other-matter paragraph(s) to our auditor's report, or if necessary, withdraw from the engagement. If our opinions on the basic financial statements are other than unmodified, we will discuss the reasons with you in advance. If, for any reason, we are unable to complete the audit or are unable to form or have not formed opinions, we may decline to express opinions or to issue a report as a result of this engagement.

In accordance with the requirements of *Government Auditing Standards*, we will also issue a written report describing the scope of our testing over internal control over financial reporting and over compliance with laws, regulations, and provisions of grants and contracts, including the results of that testing. However, providing an opinion on internal control and compliance over financial reporting will not be an objective of the audit and, therefore, no such opinion will be expressed.

Audit of Major Program Compliance

Our audit of the District's major federal award program(s) compliance will be conducted in accordance with the requirements of the Single Audit Act, as amended; and the Uniform Guidance, and will include tests of accounting records, a determination of major programs in accordance with the Uniform Guidance and other procedures we consider necessary to enable us to express such an opinion on major federal award program compliance and to render the required reports. We cannot provide assurance that an unmodified opinion on compliance will be expressed. Circumstances may arise in which it is necessary for us to modify our opinion or withdraw from the engagement.

The Uniform Guidance requires that we also plan and perform the audit to obtain reasonable assurance about whether material noncompliance with applicable laws and regulations, the provisions of contracts and grant agreements applicable to major federal award programs, and the applicable compliance requirements occurred, whether due to fraud or error, and express an opinion on the entity's compliance based on the audit. Reasonable assurance is a high level of assurance but is not absolute assurance and therefore is not a guarantee that an audit conducted in accordance with GAAS, *Government Auditing Standards*, and the Uniform Guidance will always detect material noncompliance when it exists. The risk of not detecting material noncompliance resulting from fraud is higher than for that resulting from error, as fraud may involve collusion, forgery, intentional omissions, misrepresentations, or the override of internal control. Noncompliance with the compliance requirements is considered material if there is a substantial likelihood that, individually or in the aggregate, it would influence the judgment made by a reasonable user of the report on compliance about the entity's compliance with the requirements of the federal programs as a whole.

As part of a compliance audit in accordance with GAAS *and in accordance with Government Auditing Standards*, we exercise professional judgment and maintain professional skepticism throughout the audit. We also identify and assess the risks of material noncompliance, whether due to fraud or error, and design and perform audit procedures responsive to those risks.

Our procedures will consist of determining major federal programs and, performing the applicable procedures described in the U.S. Office of Management and Budget *OMB Compliance Supplement* for the types of compliance requirements that could have a direct and material effect on each of the entity's major programs, and performing such other procedures as we considers necessary in the circumstances. The purpose of those procedures will be to express an opinion on the entity's compliance with requirements applicable to each of its major programs in our report on compliance issued pursuant to the Uniform Guidance.

Also, as required by the Uniform Guidance, we will obtain an understanding of the entity's internal control over compliance relevant to the audit in order to design and perform tests of controls to evaluate the effectiveness of the design and operation of controls that we consider relevant to preventing or detecting material noncompliance with compliance requirements applicable to each of the entity's major federal award programs. Our tests will be less in scope than would be necessary to render an opinion on these controls and, accordingly, no opinion will be expressed in our report. However, we will communicate to you, regarding, among other matters, the planned scope and timing of the audit and any significant deficiencies and material weaknesses in internal control over compliance that we have identified during the audit.

We will issue a report on compliance that will include an opinion or disclaimer of opinion regarding the District's major federal programs, and a report on internal controls over compliance that will report any significant deficiencies and material weaknesses identified; however, such report will not express an opinion on internal control.

Management's Responsibilities

Our audit will be conducted on the basis that management and, when appropriate, those charged with governance acknowledge and understand that they have responsibility:

- For the preparation and fair presentation of the financial statements in accordance with accounting principles generally accepted in the United States of America;
- For the design, implementation, and maintenance of internal control relevant to the preparation and fair presentation of financial statements that are free from material misstatement, whether due to fraud or error;
- For identifying, in its accounts, all federal awards received and expended during the period and the federal programs under which they were received;
- For maintaining records that adequately identify the source and application of funds for federally funded activities;
- For preparing the schedule of expenditures of federal awards (including notes and noncash assistance received) in accordance with the Uniform Guidance;
- For the design, implementation, and maintenance of internal control over federal awards that provides reasonable assurance that the entity is managing federal awards in compliance with federal statutes, regulations, and the terms and conditions of the federal awards;
- For identifying and ensuring that the entity complies with federal laws, statutes, regulations, rules, provisions of contracts or grant agreements, and the terms and conditions of federal award programs, and implementing systems designed to achieve compliance with applicable federal statutes, regulations, and the terms and conditions of federal award programs;
- For disclosing accurately, currently, and completely the financial results of each federal award in accordance with the requirements of the award
- For identifying and providing report copies of previous audits, attestation engagements, or other studies that directly relate to the objectives of the audit, including whether related recommendations have been implemented;
- For taking prompt action when instances of noncompliance are identified;
- For addressing the findings and recommendations of auditors, for establishing and maintaining a process to track the status of such findings and recommendations and taking corrective action on reported audit findings from prior periods and preparing a summary schedule of prior audit findings;
- For following up and taking corrective action on current year audit findings and preparing a corrective action plan for such findings;
- For submitting the reporting package and data collection form to the appropriate parties;
- For making the auditor aware of any significant contractor relationships where the contractor is responsible for program compliance;
- To provide us with:
 - a) Access to all information of which management is aware that is relevant to the preparation and fair presentation of the financial statements, and relevant to federal award programs, such as records, documentation, and other matters;
 - b) Additional information that we may request from management for the purpose of the audit; and

- c) Unrestricted access to persons within the District from whom we determine it necessary to obtain audit evidence.
 - d) A written acknowledgement of all the documents that management expects to issue that will be included in the annual report and the planned timing and method of issuance of that annual report; and
 - e) A final version of the annual report (including all the documents that, together, comprise the annual report) in a timely manner prior to the date of the auditor's report
- For adjusting the financial statements to correct material misstatements and confirming to us in the management representation letter that the effects of any uncorrected misstatements aggregated by us during the current engagement and pertaining to the current year period(s) under audit are immaterial, both individually and in the aggregate, to the financial statements as a whole;
 - For acceptance of nonattest services, including identifying the proper party to oversee nonattest work;
 - For maintaining adequate records, selecting and applying accounting principles, and safeguarding assets;
 - For informing us of any known or suspected fraud affecting the entity involving management, employees with significant role in internal control and others where fraud could have a material effect on compliance;
 - For the accuracy and completeness of all information provided;
 - For taking reasonable measures to safeguard protected personally identifiable and other sensitive information; and
 - For confirming your understanding of your responsibilities as defined in this letter to us in your management representation letter.

With regard to the supplementary information (including the schedule of expenditures of federal awards) referred to above, you acknowledge and understand your responsibility (a) for the preparation of the supplementary information in accordance with the applicable criteria such as the Uniform Guidance, (b) to provide us with the appropriate written representations regarding supplementary information, (c) to include our report on the supplementary information in any document that contains the supplementary information and that indicates that we have reported on such supplementary information, and (d) to present the supplementary information with the audited financial statements, or if the supplementary information will not be presented with the audited financial statements, to make the audited financial statements readily available to the intended users of the supplementary information no later than the date of issuance by you of the supplementary information and our report thereon.

As part of our audit process, we will request from management and, when appropriate, those charged with governance, written confirmation concerning representations made to us in connection with the audit.

We understand that your employees will prepare all confirmations we request and will locate any documents or invoices selected by us for testing.

If you intend to publish or otherwise reproduce the financial statements and make reference to our firm, you agree to provide us with printers' proofs or masters for our review and approval before printing. You also agree to provide us with a copy of the final reproduced material for our approval before it is distributed.

Nonattest Services

Nonattest services will include assistance with the preparation of financial statements including the government-wide conversion entries and note disclosures, assistance with the preparation of the schedule of expenditures of federal award (SEFA) and related notes, and assistance with the preparation of the data collection form and submission to the federal audit clearinghouse. We will not assume management responsibilities on behalf of the District. However, we will provide advice and recommendations to assist management of the District in performing its responsibilities.

The District's management is responsible for (a) making all management decisions and performing all management functions; (b) assigning a competent individual to oversee the services; (c) evaluating the adequacy of the services performed; (d) evaluating and accepting responsibility for the results of the services performed; and (e) establishing and maintaining internal controls, including monitoring ongoing activities. We will perform the services in accordance with applicable professional standards, including *Government Auditing Standards*.

Our responsibilities and limitations of the nonattest services are described below:

The nonattest services are limited to the services we described above. Our firm, in its sole professional judgment, reserves the right to refuse to do any procedure or take any action that could be construed as making management decisions or assuming management responsibilities, including determining account coding and approving journal entries. Our firm will advise the District regarding these nonattest services, but the District must make all decisions with regard to those matters.

Fees and Timing

The timing of our audit will be scheduled for performance and completion as follows:

Perform interim audit procedures	June 2026
Perform year-end audit procedures	October/November 2026
Issue audit reports	December 2026

We anticipate meeting these deadlines barring any delays.

Patrick Simmons, CPA is the engagement partner for the audit services specified in this letter. His responsibilities include supervising Whitley Penn, LLP's services performed as part of this engagement and signing or authorizing another qualified firm representative to sign the audit report.

Our fee for the audit services will be based on the amount of time required and the difficulty of the work involved which we estimate to be \$77,250. The District will not be billed for out-of-pocket expenses such as travel, meals, lodging, report production and postage. Expenses paid to electronically confirm balances of financial statement accounts will be the responsibility of the District and we anticipate these costs to be approximately \$500. The fee estimate for the audit is based on anticipated cooperation from the District's personnel and the assumption that unexpected circumstances will not be encountered during the audit. If significant additional time is necessary, we will keep you informed of any problems we encounter and our fees will be adjusted accordingly.

Our invoices for these fees will be rendered each month as work progresses and are payable on presentation and payment is due in Tarrant County. You agree to pay reasonable attorney fees and collection costs incurred relating to collection of fees for services performed under the terms of this engagement. In accordance with Whitley Penn, LLP policy, work may be suspended if your account becomes 30 days or more past due and will not resume until your account is paid in full. In addition, invoices not paid in full by the last day of the month will be assessed interest at a rate of one percent per month. If we elect to terminate our services for nonpayment, our engagement will be deemed to have been complete even if we have not issued our report. You will be obligated to compensate us for all time expended and to reimburse us for all out-of-pocket expenditures through the date of termination. Our final auditors' report will be released upon final payment of any outstanding invoices.

You may request that we perform additional services not addressed in this engagement letter. If this occurs, we will communicate with you concerning the scope of the additional services and the estimated fees. We also may issue a separate engagement letter covering the additional services. In the absence of any other written communication from us documenting such additional services, our services will continue to be governed by the terms of this engagement letter.

We would like to make the following comments regarding the fee estimates:

1. Our fee estimates have not considered the effects of any changes to auditing standards and accounting principles, which may be promulgated by the AICPA, Congress, or any other regulatory body in the future and are unknown to us at this time. If significant additional time is necessary resulting in increased fees, we will endeavor to notify you of any such circumstances as they are assessed.
2. Our fee estimates are based on the assumption that we will be able to obtain internal control reports from the District's payroll service provider (where necessary), more commonly referred to as a SOC 1 Report and that we will be able to place reliance on these reports for internal control purposes in conjunction with the internal controls present in the administration of the District. Any weaknesses noted in the internal control may affect the nature, timing, and extent of our procedures and accordingly our fees will be adjusted to reflect such changes.
3. The District's personnel are responsible for the preparation of all items requested in the Prepared by Client ("PBC") listing and received by the date requested. Any delays caused by not preparing the items when requested may result in additional fees, as well as the possibility of postponing our fieldwork. The PBC listing will be provided to you during the planning process of the engagement.
4. Time incurred for audit adjustments identified during our audit and the related additional testing required has not been considered in our fee estimates. Prior to performing any additional testing, we will notify you of the exceptions and obtain approval for any additional fees which may be incurred.
5. Our fee estimates are based on all general ledger sub ledgers being reconciled to the general ledger balance and any adjustment necessary should be recorded to the general ledger prior to our fieldwork start date.

The scheduling of our professional staff requires complex models to balance the needs of our clients and the utilization of our people. Last minute client requested scheduling changes result in costly downtime due to our inability to make alternate arrangements for our professional staff. If after scheduling our work, you do not provide proper notice, which we consider to be one week, of your inability to meet the agreed-upon date(s) for any reason, or do not provide us with sufficient information required to complete the work in a timely manner, additional billings will be rendered for any downtime of our professional staff.

The ethics of our profession prohibit the rendering of professional services where the fee for such services is contingent, or has the appearance of being contingent, upon the results of such services. Accordingly, it is important that our bills be paid promptly when received. If a situation arises in which it may appear that our independence would be questioned because of significant unpaid bills, we may be prohibited from issuing our auditors' report.

In the unlikely event that differences concerning our services or fees should arise that are not resolved by mutual agreement, to facilitate judicial resolution and save time and expense of both parties, the District and Whitley Penn, LLP agree not to demand a trial by jury in any action, proceeding or counterclaim arising out of or relating to our services and fees for this engagement. Any controversy, dispute, or questions arising out of or in connection with this agreement or our engagement shall be determined by arbitration conducted in accordance with the rules of the American Arbitration Association, and any decision rendered by the American Arbitration Association shall be binding on both parties to this agreement. The costs of any arbitration shall be borne equally by the parties. Any and all claims relating to or arising out of this contract/agreement shall be governed by the laws of Texas and any dispute shall be finally resolved by the Texas courts in Tarrant County.

This letter replaces and supersedes any previous proposals, correspondence and understanding, whether written or oral. The agreements contained in this engagement letter shall survive the completion or termination of this engagement. Our audit engagement ends on delivery of our audit report. Any follow-up services that might be required will be a separate, new engagement. The terms and conditions of that new engagement will be governed by a new, specific engagement letter for that service.

To ensure that Whitley Penn, LLP's independence is not impaired under the AICPA Code of Professional Conduct, you agree to inform the engagement partner before entering into any substantive employment discussions with any of our personnel.

Other Matters

During the course of the engagement, we may communicate with you or your personnel via fax or e-mail, and you should be aware that communication in those mediums contains a risk of misdirected or intercepted communications.

In the course of our services, our firm may transmit confidential information that you provided us to third parties in order to facilitate our services. As applicable, we require confidentiality agreements with all our service providers to maintain the confidentiality of your information and additionally the firm will take reasonable precautions to determine that our service providers have the appropriate procedures in place to prevent the unauthorized release of confidential information to others.

We will remain ultimately responsible for the work provided by any third-party service providers used under this agreement. By your signature below, you consent to having confidential information transmitted to entities outside the firm. Please feel free to inquire if you would like additional information regarding the transmission of confidential information to entities outside the firm.

Regarding the electronic dissemination of audited financial statements, including financial statements published electronically on your Internet website, you understand that electronic sites are a means to distribute information and, therefore, we are not required to read the information contained in these sites or to consider the consistency of other information in the electronic site with the original document.

Professional standards prohibit us from being the sole host and/or the sole storage for your financial and non-financial data. As such, it is your responsibility to maintain your original data and records and we cannot be responsible to maintain such original information. By signing this engagement letter, you affirm that you have all the data and records required to make your books and records complete.

In the event we are required by government regulation, required by subpoena or other legal process to produce information or our personnel for interviews or depositions in relation to a matter involving the District, the District will, so long as we are not a party or the focus of the proceeding or inquiry in which the information is sought, reimburse us for our professional time and expenses, as well as the fees and expenses of our counsel, incurred in responding to such requests.

The audit documentation for this engagement is the property of Whitley Penn, LLP and constitutes confidential information. However, we may be requested to make certain audit documentation available to your pass-through regulatory entity and federal agencies and the U.S. Government Accountability Office pursuant to authority given to it by law or regulation, or to peer reviewers. If requested, access to such audit documentation will be provided under the supervision Whitley Penn, LLP's personnel. Furthermore, upon request, we may provide copies of selected audit documentation to these agencies and regulators. The regulators and agencies may intend, or decide, to distribute the copies of information contained therein to others, including other governmental agencies.

The District may wish to include our report on these financial statements in an exempt offering document. The District agrees that the aforementioned auditor's report, or reference to our Firm, will not be included in such offering document without prior permission or consent. Any agreement to perform work in connection with an exempt offering document, including an agreement to provide permission or consent, will be a separate engagement letter. For exempt offerings for which we are not involved, you will clearly indicate that we were not involved with the contents of such offering document and a disclosure as shown below will be included in the exempt offering:

“Whitley Penn, our independent auditor, has not been engaged to perform and has not performed, since the date of its report included herein, any procedures on the financial statements addressed in that report. Whitley Penn also has not performed any procedures relating to this offering document.”

During the course of the audit, we may observe opportunities for economy in, or improved controls over, your operations. We will bring such matters to the attention of the appropriate level of management, either orally or in writing. Further, we will be available during the year to consult with you on financial management and accounting matters of a routine nature.

We agree to retain our audit documentation or work papers for a period of at least seven years from the date of our report.

You agree to inform us of facts that may affect the financial statements of which you may become aware during the period from the date of the auditor's report to the date the financial statements are issued.

At the conclusion of our audit engagement, we will communicate to the Board of Trustees the following significant findings from the audit:

- Our view about the qualitative aspects of the District's significant accounting practices;
- Significant difficulties, if any, encountered during the audit;
- Uncorrected misstatements, other than those we believe are trivial, if any;
- Disagreements with management, if any;
- Other findings or issues, if any, arising from the audit that are, in our professional judgment, significant and relevant to those charged with governance regarding their oversight of the financial reporting process;
- Material, corrected misstatements that were brought to the attention of management as a result of our audit procedures;
- Representations we requested from management;
- Management's consultations with other accountants, if any; and
- Significant issues, if any, arising from the audit that were discussed, or the subject of correspondence, with management.

In accordance with the requirements of *Government Auditing Standards*, we have attached a copy of our latest external peer review report of our firm for your consideration and files.

Please sign and return the attached copy of this letter to indicate your acknowledgment of, and agreement with, the arrangements for our audit of the financial statements compliance over major federal award programs including our respective responsibilities.

We appreciate the opportunity to be your financial statement auditors and look forward to working with you and your staff.

Respectfully,



Houston, Texas

RESPONSE: This letter correctly sets forth our understanding. Acknowledged and agreed on behalf of Galveston Independent School District by:

Name: _____

Name: _____

Title: _____

Title: _____

Date: _____

Date: _____



CliftonLarsonAllen LLP
CLAconnect.com

REPORT ON THE FIRM'S SYSTEM OF QUALITY CONTROL

September 13, 2024

To the Partners of Whitley Penn LLP
and the National Peer Review Committee

We have reviewed the system of quality control for the accounting and auditing practice of Whitley Penn LLP (the firm) applicable to engagements not subject to PCAOB permanent inspection in effect for the year ended April 30, 2024. Our peer review was conducted in accordance with the Standards for Performing and Reporting on Peer Reviews established by the Peer Review Board of the American Institute of Certified Public Accountants (Standards).

A summary of the nature, objectives, scope, limitations of, and the procedures performed in a system review as described in the Standards may be found at www.aicpa.org/prsummary. The summary also includes an explanation of how engagements identified as not performed or reported on in conformity with applicable professional standards, if any, are evaluated by a peer reviewer to determine a peer review rating.

Firm's Responsibility

The firm is responsible for designing and complying with a system of quality control to provide the firm with reasonable assurance of performing and reporting in conformity with the requirements of applicable professional standards in all material respects. The firm is also responsible for evaluating actions to promptly remediate engagements deemed as not performed or reported on in conformity with the requirements of applicable professional standards, when appropriate, and for remediating weaknesses in its system of quality control, if any.

Peer Reviewer's Responsibility

Our responsibility is to express an opinion on the design of and compliance with the firm's system of quality control based on our review.

Required Selections and Considerations

Engagements selected for review included engagements performed under *Government Auditing Standards*, including compliance audits under the Single Audit Act; audits of employee benefit plans; audits performed under FDICIA; and an examination of service organizations (SOC 2® engagement).

As a part of our peer review, we considered reviews by regulatory entities as communicated by the firm, if applicable, in determining the nature and extent of our procedures.

Opinion

In our opinion, the system of quality control for the accounting and auditing practice of Whitley Penn LLP, applicable to engagements not subject to PCAOB permanent inspection in effect for the year ended April 30, 2024, has been suitably designed and complied with to provide the firm with reasonable assurance of performing and reporting in conformity with applicable professional standards in all material respects. Firms can receive a rating of *pass*, *pass with deficiency(ies)*, or *fail*. Whitley Penn LLP has received a peer review rating of *pass*.

CliftonLarsonAllen LLP

CliftonLarsonAllen LLP

Action Sheet

MEETING DATE: March 25, 2026

AGENDA ITEM: Consider approval of the Ball High TAFE students to attend trip in Portland, Oregon to compete at the Educators Rising/TAFE Nationals Competition.

Destination: Portland, Oregon

Time: June 19-23, 2026

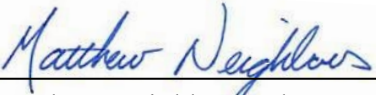
Estimated Cost: The cost of the trip is around \$10,000.00 and will be covered by the Career and technical Education (CTE) department. The total cost includes all necessary items for the 3 students and Advisor.

Advisor: Maggie Cann

Purpose of Trip: Each year, Educators Rising hosts a **national conference** to convene our network of rising educators and teacher leaders. It's a **unique opportunity** for students and their teacher leaders to:

- **Connect and learn from each other through** more than **40 breakout sessions**;
- **Network** with other members **from across the country**;
- Compete for **national titles** in competitive events designed to allow students to **develop and showcase their teaching skills**; and
- Be inspired by **keynote presentations** from national education leaders

RECOMMENDATION: I move that the Board of Trustees approve the out-of-state trip to Portland, Oregon for June 19-23, 2026 for GISD CTE TAFE students to compete at National Conference/Competition.


Matthew Neighbors Ed. D.
Superintendent

Action Sheet

MEETING DATE:

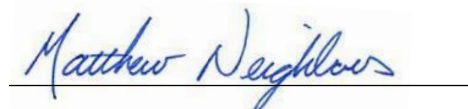
March 25, 2026

AGENDA ITEM:

Discuss and consider approval of Galveston College Staffing for 25-26 Dual Credit Expense

GISD provides the opportunity for students to receive Dual Credit from Galveston College for courses in History and English each year. GISD pays for the expense of two faculty members for this opportunity. Funding Source is the General Fund.

RECOMMENDATION: **I move that the board approve the staffing expense to Galveston College in an amount not to exceed \$225,000.**



Matthew Neighbors Ed. D.
Superintendent



Jeff Martello
Chief Financial Officer

Calverton College

General Ledger Summary for Period Ending 02/28/2026

FUND: 25 - Other Grants & Contracts

Account	Opening Balance	Year-to-Date Debit	Year-to-Date Credit	Closing Balance
25-17126-56110 Ball High English : Sal-Buss & Indus	0.00	35,640.00	0.00	35,640.00
25-17126-56110 Ball High English : Health (NSR)	0.00	8,028.00	0.00	8,028.00
25-17126-56110 Ball High English : Donatn (NSR)	0.00	4,047.72	0.00	4,047.72
25-17126-56110 Ball High English : Life (NSR)	0.00	57.54	0.00	57.54
25-17126-56110 Ball High English : LTR (NSR)	0.00	51.84	0.00	51.84
25-17126-56110 Ball High English : FICA (NSR)	0.00	85.56	0.00	85.56
25-17126-56110 Ball High English : TRS (NSR)	0.00	3,602.64	0.00	3,602.64
25-17126-56110 Ball High English : PICA (NSR)	0.00	3,332.16	0.00	3,332.16
Total for DEPARTMENT: 17126 - Ball High English	0.00	54,845.46	0.00	54,845.46
25-17255-56110 Ball High History : Sal-PT Faculty	0.00	35,136.00	0.00	35,136.00
25-17255-56510 Ball High History : Sal-Buss & Indus	0.00	8,116.98	0.00	8,116.98
25-17255-56410 Ball High History : Health (NSR)	0.00	4,047.72	0.00	4,047.72
25-17255-56410 Ball High History : Donatn (NSR)	0.00	57.54	0.00	57.54
25-17255-56410 Ball High History : LTR (NSR)	0.00	84.30	0.00	84.30
25-17255-56410 Ball High History : FICA (NSR)	0.00	3,568.38	0.00	3,568.38
25-17255-56410 Ball High History : TRS (NSR)	0.00	3,324.42	0.00	3,324.42
Total for DEPARTMENT: 17255 - Ball High History	0.00	54,335.34	0.00	54,335.34
Total for FUND: 25 - Other Grants & Contracts	0.00	109,180.80	0.00	109,180.80

03/05/26

Galveston College
General Ledger Summary Trial Balance
Year-to-Date Summary for Period Ending 02/28/2026

Page: 2

Fiscal Year: 2026

FUND: 25 - Other Grants & Contracts

GL Account	Opening Balance	Year-to-Date Debits	Year-to-Date Credits	Closing Balance
------------	-----------------	---------------------	----------------------	-----------------

Based on the accounts selected in GL Account Definition for Fiscal Year 2026, the Ledger is not in balance. 109,180.80