

**Notice of Regular Meeting  
Board of Trustees  
Wednesday, March 27, 2024**

A Regular Meeting of the Board of Trustees will be held on Wednesday, March 27, 2024, beginning at 6:00 PM, in the Lovenberg Administration Building, 3904 Avenue T, Galveston, TX 77550.

The subjects to be discussed or considered or upon which any formal action may be taken are listed below. Items do not have to be taken in the same order as shown on this meeting notice. For more information about public comment, see Policy BED. Unless removed from the consent agenda, items identified within the consent agenda will be acted on at one time.

The subjects discussed or considered or upon which any formal action may be taken are as listed below. Items do not have to be taken in the order shown.

- 1) Call to order Open Session in the Board Room of the Lovenberg Administration Building, 3904 Avenue T, Galveston, Texas.
- 2) Pledge of Allegiance to the United States flag and the Texas flag.
- 3) Citizen's Request to Address the Board on Agenda and Non-Agenda Items. Please complete sign-up sheets available in the lobby prior to the start of the meeting.
- 4) Declaration of Conflicts of Interest.
- 5) District Reports
  - A) Superintendent's Report
  - B) Board Committee Reports
    - 1) Facilities/Finance Committee Chair- Mr. Johnny Smecca
- 6) Financial Reports and Budget Update 3
- 7) REGULAR AGENDA- Action Items
  - A) Discuss and consider for action setting goals for superintendent assessment. 56
- 8) The Board may recess into Closed Executive Session in the Library as permitted by the Texas Open Meeting Act Government Code Sections 551.071- 551.090 Subchapter D and E.

Should any final action, final decision, or final vote be required in the opinion of the School Board with regard to any matter considered in such closed meeting then the final action, final decision, or final vote shall be either:

- A) in the open meeting covered by the Notice upon the reconvening of the public meeting; or
- B) at a subsequent public meeting of the School Board upon notice thereof; as the School Board shall determine.

- A) Personnel - Resignations and recommendations for teacher contracts.
- B) Consultation with Attorney - Review of Contractual Agreements
- C) Safety - Security Guards, Officers
- D) Acquisition of Property
- 9) Reestablish the open meeting of the Galveston ISD Board of Trustees.
- 10) CONSENT AGENDA - Action Items
  - A) Consider approval of the minutes from the February 21, 2024, Regular School Board Meeting. 57
  - B) Consider approval of personnel resignations and recommendations with contracts. 61
  - C) Discuss and consider approval of payment of attorney fees. 62

D) Consider approval of Budget Amendments	63
E) Discuss and consider accepting donations in accordance with Board Policy CDC Local.	65
F) Discuss and consider approval of PK tuition for students who do not qualify for reduced tuition in the PK program and provide GISD employees with a 25% discount on the cost of tuition for PK if their student does not otherwise qualify for reduced tuition the 2024-2025 school year.	67
G) Discuss and consider approval of the recommendation for Non Chapter 21 Administrator contract for the 2024-2025 school year as presented.	68
H) Discuss and consider approval of the recommendations for Chapter 21 Professional Contracts for the 2024-2025 school year as presented.	69
I) Discuss and Consider Approval of the CSP provided for Weis Middle School Phase 3 by contractor to be named on March 26th, 2024.	70
J) Discuss and Consider Approval of the proposal provided for the relocation of the existing LA Morgan Elementary Playground to Austin Middle School.	71
K) Discuss and consider approval of a one year renewal of Beverage Vending Machine Services, CSRFP 2022-23-002, to the awarded vendor, PepsiCo.	76
L) Discuss and consider approval of RFP Multi-Function Copiers NO. 2023-24-01, to the recommended vendor, Function4 for a contract lease length of 48 months	77
M) Discuss and Consider Approval of proposals for Press Box Construction scopes of work named on March 26th, 2024.	81
11) Suggested Future Agenda Items	
12) COMMENTS FROM THE BOARD OF TRUSTEES	
Pursuant to Texas Government Code Section 551.0415, Trustees may report on any of the following items:	
1. Expressions of thanks, gratitude, and condolences	
2. Information regarding holiday schedules	
3. Honorary or salutary recognition of a public official, public employee, or other citizen	
4. Reminders regarding GISD events	
5. Reminders regarding community events	
6. Health and safety announcements	
13) Adjournment	

If, during the course of the meeting, discussion of any item on the agenda should be held in a closed meeting, the board will conduct a closed meeting in accordance with the Texas Open Meetings Act, Texas Government Code, Chapter 551, Subchapters D and E or Texas Government Code section 418.183(f). Before any closed meeting is convened, the presiding officer will publicly identify the section or sections of the Act authorizing the closed meeting. All final votes, actions, or decisions will be taken in open meeting. [See TASB Policy BEC(LEGAL)]

---

For the Board of Trustees

# EXECUTIVE SUMMARY — MARCH 27, 2024 BOARD MEETING

PERIOD ENDING FEBRUARY 29, 2024



## REVENUE (REPORT #1)

FISCAL YEAR	ACTUAL	PERCENTAGE
FY24	\$83,615,028	80.8% OF PROJECTED COLLECTIONS
FY23	\$94,934,185	84.6% OF BUDGETED COLLECTIONS

## EXPENDITURES (REPORT #2)

FISCAL YEAR	ACTUAL	PERCENTAGE
FY24	\$34,003,319	32.1% OF PROJECTED EXPENDITURES
FY23	\$36,698,281	30.6% OF BUDGETED COLLECTIONS

## CASH & INVESTMENTS (REPORT #3)

Moody Bank	\$23,841,899.45	
Texas Class Investment Pool	\$138,922,830.52	N/A (Investment Pool)
Texas Range	\$12,635,888.78	N/A (Investment Pool)
Fidelity Investments	\$211,635,263.86	Treasury & Federal Agency Securities
<b>Total</b>	<b>\$387,035,882.63</b>	

## COLLECTIONS (REPORT #4)

Fund	Budget	Amount Collected	% Collected
Maintenance & Operations	\$93,013,646	\$79,267,292	85.2%
Interest & Sinking (Debt Payment)	\$22,925,201	\$19,543,473	85.2%

## BOND 2022-2023 CONSTRUCTION (REPORT #5)

SPENT PTD \$51,980,094	ENCUMBERED PTD \$42,490,510
---------------------------	--------------------------------

## VENDORS W/ AGGR. PURCHASES >\$50K (REPORT #7)

VENDOR TOTAL	27
VENDOR AMOUNT TOTAL	\$6,262,536.67

## BOND 2022 INTEREST (REPORT #6)

MOODY BANK AND TEXAS CLASS (POOLS ONLY)	\$5,150,831
--	-------------

## MONTHLY CHECK REGISTER (REPORT #9)

SEE DIGITAL COPY—ATTACHMENT J

## LOCAL VENDOR ACTIVITY (REPORT #8)

VENDOR TOTAL	116
VENDOR AMOUNT TOTAL	\$3,856,559.81

## FINANCE HIGHLIGHTS

- Fencing for Playfield Completed at Parker Elementary
- Start of Parker Elementary Track Project (PTO)
- New Sound System at Softball Field



Financial Reports – Executive Summary, Board Meeting 3/27/2024

The following reports representing period ending 2/29/2024, are attached for your review:

Report No. 1 – General Fund revenue collected through the period totals \$83,615,028 or 80.8% of projected collections. For the same period in FY 2022-2023, revenue totaled \$94,934,185 or 84.6% of budgeted collections. See attachment B.

Report No. 2 – General Fund expenditures through the period total \$34,003,319 or 32.1% of total projected expenditures. For the same period in FY 2022-2023, expenditures totaled \$36,698,281 or 30.6% of budgeted expenditures. See attachment C.

Report No. 3 – Cash and investment report. See attachment D.

Funds held by each financial institution at 2/29/2024 are as follows:

Moody Bank	\$ 23,841,899.45	Pledged securities \$17,900,000
Texas Class Investment Pool	\$138,922,830.52	N/A (Investment Pool)
Texas Range	\$ 12,635,888.78	N/A (Investment Pool)
Fidelity Investments	\$211,635,263.86	Treasury & Federal Agency Securities
Total	\$387,035,882.63	

Report No. 3A – Quarterly Cash and investment report. See attachment D-1.

Report No. 4 – Current ad valorem taxes, delinquent taxes, and penalties & interest collections through the period are as follows (See attachment E).

Fund	Budget	Amount Collected	% Collected
Maintenance & Operations	\$93,013,646	\$79,267,292	85.2%
Interest & Sinking (Debt Payment)	\$22,925,201	\$19,543,473	85.2%

For the same period in FY 2022-2023, collections were \$89,376,253 (86.5%) for M&O and \$17,484,911 (86.3%) for I&S.

Report No. 5 – 2022 Bond Construction Projects. See attachment F.

Report No. 6 – 2022 Bond Interest Earned. See attachment G

Report No. 7 – Vendors with aggregate purchases for FY 2022-2023 that exceed \$50,000. See attachment H.

Report No. 8 – Local vendor activity for FY 2022-2023 (zip codes 77550-77559). See attachment I.

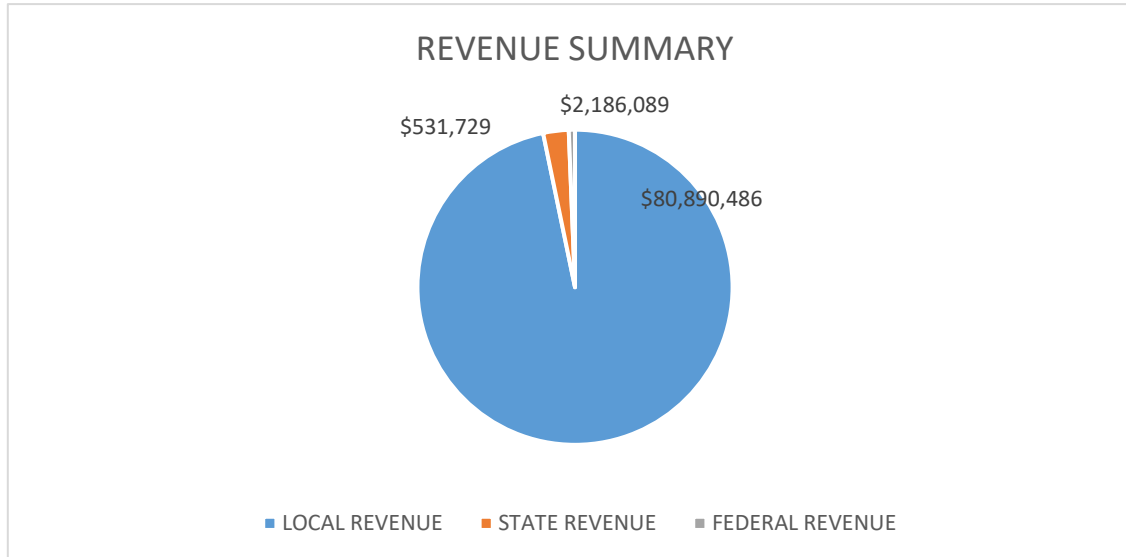
Report No. 9 - Monthly Check Register. See attachment J.

Report No. 10 – Legal Fee Summary FY 2023-2024. See attachment K.

Report No. 11 - Executive Summary

GALVESTON ISD  
 GENERAL FUND REVENUES BY MAJOR OBJECT  
 AS OF 2/29/2024

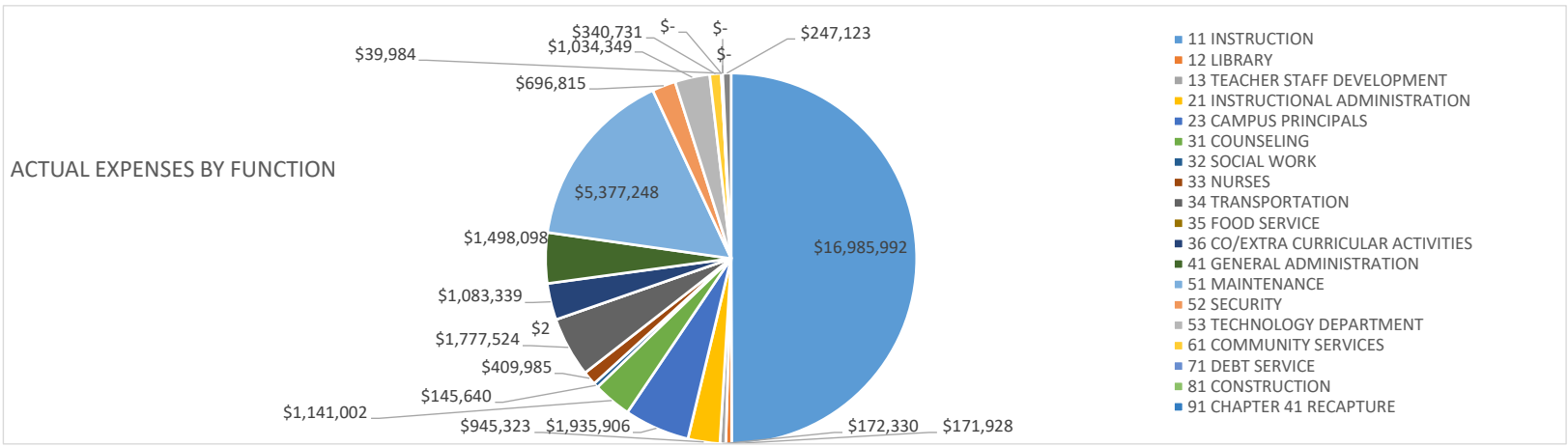
		2023-2024 Revised Budget	Monthly Receipts 2/29/2024	FYTD Activity 2/29/2024	2023-2024 FYTD (Under)/Over Budget
57--	LOCAL REVENUE	\$ 95,874,253	\$ 19,941,037	\$ 80,890,486	\$ (14,983,767)
58--	STATE REVENUE	\$ 6,078,647	\$ -	\$ 2,186,089	\$ (3,892,558)
59--	FEDERAL REVENUE	\$ 1,505,000	\$ 21,340	\$ 531,729	\$ (973,271)
79--	TRANSFERS IN	\$ 15,000	\$ -	\$ 6,724	\$ (8,276)
---		\$ 103,472,900	\$ 19,962,376	\$ 83,615,028	\$ (19,857,872)
	% COLLECTED	80.8%			



ATTACHMENT B

GALVESTON ISD  
GENERAL FUND EXPENDITURES BY FUNCTION  
AS OF 2/29/2024

FC	Function	Rev Bud October 2023-2024	FYTD Activity February 2023-2024	Encumbered February 2023-2024	Expenses + Encumbered	Unencumbered Balance February 2023-2024
00	REVENUES	\$ -	\$ -	\$ -	\$ -	\$ -
11	INSTRUCTION	\$ 38,383,039	\$ 16,985,992	\$ 124,215	\$ 17,110,207	\$ (21,272,832)
12	LIBRARY	\$ 361,369	\$ 171,928	\$ 5,504	\$ 177,432	\$ (183,937)
13	TEACHER STAFF DEVELOPMENT	\$ 490,788	\$ 172,330	\$ 12,447	\$ 184,777	\$ (306,011)
21	INSTRUCTIONAL ADMINISTRATION	\$ 1,957,769	\$ 945,323	\$ 8,964	\$ 954,287	\$ (1,003,482)
23	CAMPUS PRINCIPALS	\$ 4,180,152	\$ 1,935,906	\$ 9,161	\$ 1,945,066	\$ (2,235,086)
31	COUNSELING	\$ 2,387,832	\$ 1,141,002	\$ 3,478	\$ 1,144,480	\$ (1,243,352)
32	SOCIAL WORK	\$ 298,143	\$ 145,640	\$ 600	\$ 146,240	\$ (151,903)
33	NURSES	\$ 881,969	\$ 409,985	\$ 1,036	\$ 411,021	\$ (470,948)
34	TRANSPORTATION	\$ 3,671,192	\$ 1,777,524	\$ 205,025	\$ 1,982,549	\$ (1,688,643)
35	FOOD SERVICE	\$ -	\$ 2	\$ -	\$ 2	\$ 2
36	CO/EXTRA CURRICULAR ACTIVITIES	\$ 2,238,398	\$ 1,083,339	\$ 99,066	\$ 1,182,405	\$ (1,055,993)
41	GENERAL ADMINISTRATION	\$ 3,126,179	\$ 1,498,098	\$ 170,791	\$ 1,668,889	\$ (1,457,290)
51	MAINTENANCE	\$ 9,991,107	\$ 5,377,248	\$ 452,457	\$ 5,829,705	\$ (4,161,402)
52	SECURITY	\$ 1,383,828	\$ 696,815	\$ 14,806	\$ 711,621	\$ (672,207)
53	TECHNOLOGY DEPARTMENT	\$ 2,118,041	\$ 1,034,349	\$ 26,412	\$ 1,060,760	\$ (1,057,281)
61	COMMUNITY SERVICES	\$ 887,510	\$ 340,731	\$ 460,000	\$ 800,731	\$ (86,779)
71	DEBT SERVICE	\$ 90,000	\$ -	\$ 95,400	\$ 95,400	\$ 5,400
81	CONSTRUCTION	\$ 75,000	\$ 39,984	\$ 63,448	\$ 103,432	\$ 28,432
91	CHAPTER 41 RECAPTURE	\$ 32,715,726	\$ -	\$ -	\$ -	\$ (32,715,726)
93	PMTS TO FISCAL AGENT/SSA	\$ 26,875	\$ -	\$ -	\$ -	\$ (26,875)
99	APPRAISAL DISTRICT FEES	\$ 772,000	\$ 247,123	\$ 741,368	\$ 988,491	\$ 216,491
--	COLUMN TOTALS	\$ 106,036,917	\$ 34,003,319	\$ 2,494,177	\$ 36,497,496	\$ (69,539,421)
	EXPENDITURES AS A % OF BUDGET		32.1%		34.4%	






**Galveston ISD  
Portfolio Management  
Portfolio Summary  
February 29, 2024**


TCG Advisors, a HUB Intl Co  
900 S Capital of Texas Hwy  
350  
Austin, TX 78746  
(512)600-5200

<b>Investments</b>	<b>Par Value</b>	<b>Market Value</b>	<b>Book Value</b>	<b>% of Portfolio</b>	<b>Term</b>	<b>Days to Maturity</b>	<b>YTM 365 Equiv.</b>
Federal Agency Coupon Securities	22,660,000.00	22,205,819.00	22,301,083.62	5.75	710	189	4.413
Treasury Coupon Securities	87,265,000.00	85,733,865.46	86,213,427.14	22.24	742	222	4.303
Treasury Discounts -Amortizing	67,615,000.00	66,265,813.45	66,291,157.04	17.10	332	141	5.307
Municipal Bonds	22,475,000.00	22,120,023.90	22,198,314.00	5.73	671	151	4.405
Investment Pools	151,558,719.32	151,558,719.32	151,558,719.32	39.09	1	1	5.471
Bank Accounts	22,752,122.27	22,752,122.27	22,752,122.27	5.87	1	1	2.667
Money Market Accounts	16,399,519.23	16,399,519.23	16,399,519.23	4.23	1	1	5.009
<b>Investments</b>	<b>390,725,360.82</b>	<b>387,035,882.63</b>	<b>387,714,342.62</b>	<b>100.00%</b>	<b>302</b>	<b>93</b>	<b>4.877</b>
<b>Cash and Accrued Interest</b>							
Accrued Interest at Purchase		0.00	0.00				
Ending Accrued Interest		694,969.08	694,969.08				
Subtotal		694,969.08	694,969.08				
<b>Total Cash and Investments Value</b>	<b>390,725,360.82</b>	<b>387,730,851.71</b>	<b>388,409,311.70</b>		<b>302</b>	<b>93</b>	<b>4.877</b>

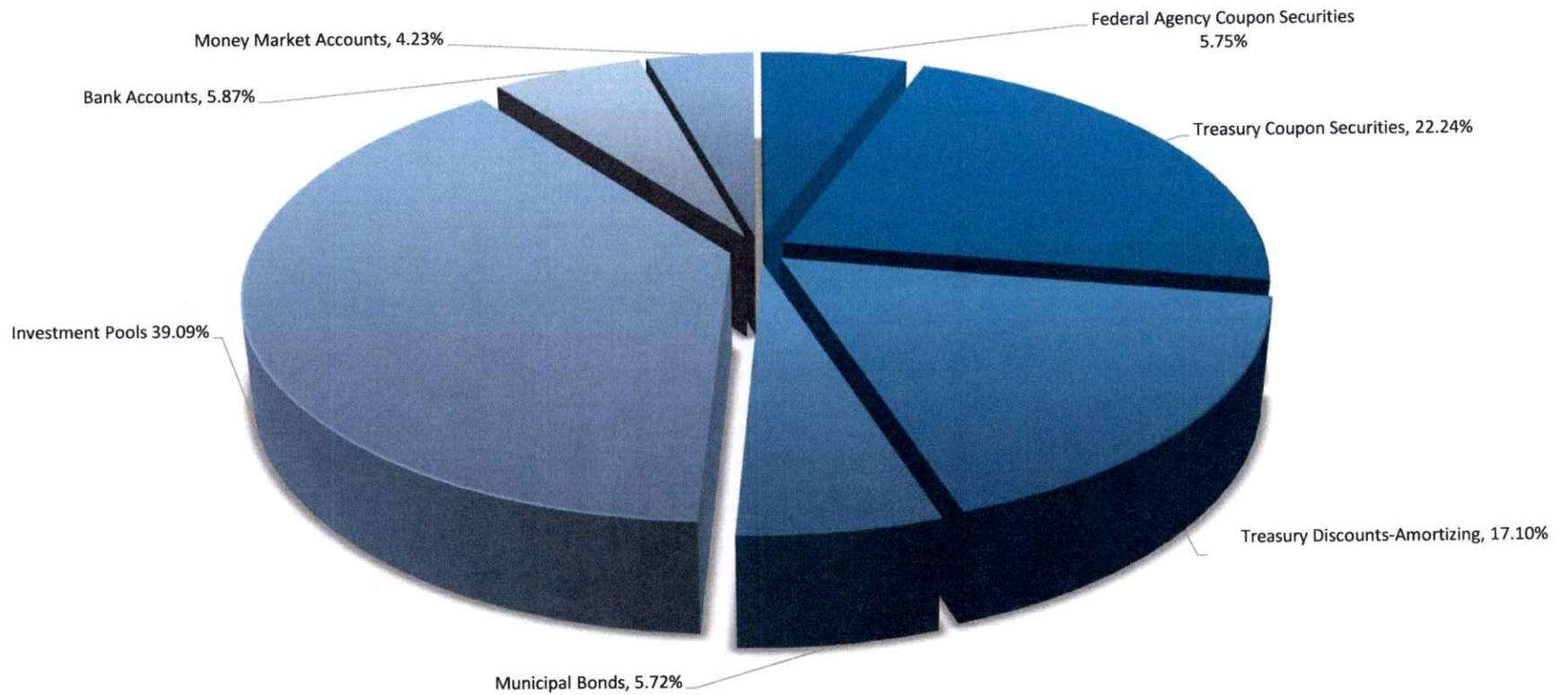
<b>Total Earnings</b>	<b>February 29 Month Ending</b>	<b>Fiscal Year To Date</b>
Current Year	1,479,523.99	8,191,350.44
<b>Average Daily Balance</b>	<b>371,217,466.42</b>	<b>340,721,739.36</b>
<b>Effective Rate of Return</b>	<b>5.02%</b>	<b>4.82%</b>

The following reports are submitted in accordance with the Public Funds Investment Act (Texas Gov't Code 2256). The reports also offer supplemental information not required by the Act in order to fully inform the governing body of the District of the position and activity within the District's portfolio of investments.

 3/6/2024  
Lorraine Dochoda, Director of Accounting

 3/6/24  
Jeff Martello, Chief Financial Officer

### Book Value Percentages by Investment Type



■ Federal Agency Coupon Securities ■ Treasury Coupon Securities ■ Treasury Discounts-Amortizing ■ Municipal Bonds ■ Investment Pools ■ Bank Accounts ■ Money Market Accounts



**Galveston ISD**  
**Fund GEN OP - General Operating**  
**Investments by Fund**  
**February 29, 2024**

TCG Advisors, a HUB Intl Co  
 900 S Capital of Texas Hwy  
 350  
 Austin, TX 78746  
 (512)600-5200

CUSIP	Investment #	Issuer	Purchase Date	Book Value	Par Value	Market Value	Current Rate	YTM 360	YTM 365	Maturity Days To Date Maturity
<b>Investment Pools</b>										
TX GEN-0001	10237	Texas Class	09/01/2022	67,080,162.90	67,080,162.90	67,080,162.90	5.484	5.409	5.484	1
TX DLY 1227-02	10231	Texas Range	09/01/2022	11,648,260.71	11,648,260.71	11,648,260.71	5.320	5.247	5.320	1
<b>Subtotal and Average</b>				<b>78,728,423.61</b>	<b>78,728,423.61</b>	<b>78,728,423.61</b>		<b>5.385</b>	<b>5.460</b>	<b>1</b>
<b>Bank Accounts</b>										
MB GEN 7601	10246	Moody Bank	09/01/2022	4,436,846.67	4,436,846.67	4,436,846.67	0.050	0.049	0.050	1
MB GEN 0616	10293	Moody Bank	05/01/2023	10,447,883.09	10,447,883.09	10,447,883.09	5.750	5.671	5.750	1
<b>Subtotal and Average</b>				<b>14,884,729.76</b>	<b>14,884,729.76</b>	<b>14,884,729.76</b>		<b>3.995</b>	<b>4.051</b>	<b>1</b>
<b>Total Investments and Average</b>				<b>93,613,153.37</b>	<b>93,613,153.37</b>	<b>93,613,153.37</b>		<b>5.164</b>	<b>5.236</b>	<b>1</b>

**Fund DS - Interest & Sinking  
Investments by Fund  
February 29, 2024**

CUSIP	Investment #	Issuer	Purchase Date	Book Value	Par Value	Market Value	Current Rate	YTM 360	YTM 365	Maturity Days To Date Maturity
<b>Investment Pools</b>										
TX DEBT-0002	10238	Texas Class	09/01/2022	7,164,077.17	7,164,077.17	7,164,077.17	5.484	5.409	5.484	1
TX DLY 1227-04	10232	Texas Range	09/01/2022	224,850.90	224,850.90	224,850.90	5.320	5.247	5.320	1
<b>Subtotal and Average</b>				<b>7,388,928.07</b>	<b>7,388,928.07</b>	<b>7,388,928.07</b>	<b>5.404</b>	<b>5.479</b>		<b>1</b>
<b>Bank Accounts</b>										
MB DS 2049	10243	Moody Bank	09/01/2022	2,051,105.71	2,051,105.71	2,051,105.71	0.050	0.049	0.050	1
<b>Subtotal and Average</b>				<b>2,051,105.71</b>	<b>2,051,105.71</b>	<b>2,051,105.71</b>	<b>0.049</b>	<b>0.050</b>		<b>1</b>
<b>Money Market Accounts</b>										
MB DS MM 7635	10244	Moody Bank	09/01/2022	1,089,777.18	1,089,777.18	1,089,777.18	4.940	4.940	5.008	1
<b>Subtotal and Average</b>				<b>1,089,777.18</b>	<b>1,089,777.18</b>	<b>1,089,777.18</b>	<b>4.940</b>	<b>5.009</b>		<b>1</b>
<b>Total Investments and Average</b>				<b>10,529,810.96</b>	<b>10,529,810.96</b>	<b>10,529,810.96</b>	<b>4.313</b>	<b>4.373</b>		<b>1</b>

**Fund STUACT - Student Activity  
Investments by Fund  
February 29, 2024**

CUSIP	Investment #	Issuer	Purchase Date	Book Value	Par Value	Market Value	Current Rate	YTM 360	YTM 365	Maturity Days To Date Maturity
<b>Investment Pools</b>										
TX ACT-0004	10240	Texas Class	09/01/2022	443,031.43	443,031.43	443,031.43	5.484	5.409	5.484	1
<b>Subtotal and Average</b>				<b>443,031.43</b>	<b>443,031.43</b>	<b>443,031.43</b>		<b>5.409</b>	<b>5.484</b>	<b>1</b>
<b>Bank Accounts</b>										
MB ACT 7627	10241	Moody Bank	09/01/2022	284,373.06	284,373.06	284,373.06	0.050	0.049	0.050	1
<b>Subtotal and Average</b>				<b>284,373.06</b>	<b>284,373.06</b>	<b>284,373.06</b>		<b>0.049</b>	<b>0.050</b>	<b>1</b>
<b>Total Investments and Average</b>				<b>727,404.49</b>	<b>727,404.49</b>	<b>727,404.49</b>		<b>3.314</b>	<b>3.360</b>	<b>1</b>

**Fund CN - Child Nutrition  
Investments by Fund  
February 29, 2024**

CUSIP	Investment #	Issuer	Purchase Date	Book Value	Par Value	Market Value	Current Rate	YTM 360	YTM 365	Maturity Days To Date Maturity
<b>Investment Pools</b>										
TX CNS-0005	10282	Texas Class	09/01/2022	2,739,522.64	2,739,522.64	2,739,522.64	5.484	5.409	5.484	1
TX DLY 1227-08	10235	Texas Range	09/01/2022	762,777.17	762,777.17	762,777.17	5.320	5.247	5.320	1
<b>Subtotal and Average</b>				<b>3,502,299.81</b>	<b>3,502,299.81</b>	<b>3,502,299.81</b>	<b>5.374</b>	<b>5.448</b>		<b>1</b>
<b>Bank Accounts</b>										
MB CN 7619	10245	Moody Bank	09/01/2022	514,075.02	514,075.02	514,075.02	0.050	0.049	0.050	1
<b>Subtotal and Average</b>				<b>514,075.02</b>	<b>514,075.02</b>	<b>514,075.02</b>	<b>0.049</b>	<b>0.050</b>		<b>1</b>
<b>Total Investments and Average</b>				<b>4,016,374.83</b>	<b>4,016,374.83</b>	<b>4,016,374.83</b>	<b>4.692</b>	<b>4.757</b>		<b>1</b>

**Fund BD 2022 CONS FD - Bond 2022 Construction Fund  
Investments by Fund  
February 29, 2024**

CUSIP	Investment #	Issuer	Purchase Date	Book Value	Par Value	Market Value	Current Rate	YTM 360	YTM 365	Maturity Date	Days To Maturity
<b>Federal Agency Coupon Securities</b>											
3130ATBM8	10252	FHLB Note	09/26/2022	7,658,870.34	7,660,000.00	7,657,319.00	3.625	4.359	4.420	03/08/2024	7
3130AQ3F8	10261	FHLB Note	09/27/2022	14,642,213.28	15,000,000.00	14,548,500.00	1.150	4.349	4.410	12/10/2024	284
<b>Subtotal and Average</b>				<b>22,301,083.62</b>	<b>22,660,000.00</b>	<b>22,205,819.00</b>		<b>4.353</b>	<b>4.413</b>		<b>188</b>
<b>Treasury Coupon Securities</b>											
91282CEK3	10255	US Treasury	09/26/2022	10,143,163.92	10,172,000.00	10,124,293.32	2.500	4.241	4.300	04/30/2024	60
91282CFG1	10256	US Treasury	09/26/2022	10,104,001.19	10,150,000.00	10,046,876.00	3.250	4.142	4.200	08/31/2024	183
91282CDS7	10267	US Treasury	09/27/2022	7,304,147.03	7,500,000.00	7,248,075.00	1.125	4.231	4.290	01/15/2025	320
91282CEX5	10268	US Treasury	09/27/2022	10,107,857.85	10,150,000.00	10,071,134.50	3.000	4.250	4.310	06/30/2024	121
9128283D0	10271	US Treasury	09/27/2022	10,170,522.17	10,300,000.00	10,100,798.00	2.250	4.181	4.240	10/31/2024	244
9128283Z1	10272	US Treasury	09/27/2022	10,184,290.30	10,330,000.00	10,100,777.30	2.750	4.191	4.250	02/28/2025	364
91282CDH1	10276	US Treasury	09/28/2022	9,415,517.13	9,650,000.00	9,357,122.50	0.750	4.320	4.380	11/15/2024	259
91282CED9	10277	US Treasury	09/28/2022	6,477,089.19	6,650,000.00	6,429,951.50	1.750	4.359	4.420	03/15/2025	379
91282CFA4	10278	US Treasury	09/28/2022	10,144,398.78	10,200,000.00	10,104,426.00	3.000	4.320	4.380	07/31/2024	152
91282CFN6	10279	US Treasury	09/30/2022	2,162,439.58	2,163,000.00	2,150,411.34	4.250	4.241	4.300	09/30/2024	213
<b>Subtotal and Average</b>				<b>86,213,427.14</b>	<b>87,265,000.00</b>	<b>85,733,865.46</b>		<b>4.244</b>	<b>4.303</b>		<b>221</b>
<b>Treasury Discounts -Amortizing</b>											
912797FH5	10290	US Treasury	05/18/2023	13,318,759.37	13,450,000.00	13,301,243.00	4.622	4.870	4.938	05/16/2024	76
912797GB7	10294	US Treasury	07/20/2023	21,792,925.99	22,200,000.00	21,781,086.00	5.001	5.281	5.354	07/11/2024	132
912797GK7	10295	US Treasury	08/28/2023	9,184,644.80	9,400,000.00	9,185,586.00	5.155	5.444	5.519	08/08/2024	160
912797GL5	10296	US Treasury	09/07/2023	2,205,268.00	2,265,000.00	2,205,498.45	5.051	5.340	5.414	09/05/2024	188
912797HE0	10297	US Treasury	11/16/2023	11,062,592.46	11,450,000.00	11,066,654.00	4.992	5.268	5.341	10/31/2024	244
912797HT7	10298	US Treasury	12/11/2023	8,726,966.42	8,850,000.00	8,725,746.00	5.160	5.383	5.458	06/06/2024	97
<b>Subtotal and Average</b>				<b>66,291,157.04</b>	<b>67,615,000.00</b>	<b>66,265,813.45</b>		<b>5.235</b>	<b>5.307</b>		<b>140</b>
<b>Municipal Bonds</b>											
010268CL2	10250	Alabama Fed Ald Hwy Fin Auth	09/27/2022	5,255,439.70	5,350,000.00	5,229,625.00	0.689	4.359	4.420	09/01/2024	184
13063DLZ9	10260	California ST Var Purp GO Bds	09/28/2022	7,092,834.42	7,100,000.00	7,086,084.00	3.000	4.201	4.260	04/01/2024	31
64966QCA6	10264	NY NY GO Bds Fiscal 2020	09/28/2022	2,933,371.22	2,960,000.00	2,921,105.60	2.130	4.422	4.483	08/01/2024	153
64990FA95	10275	NY ST Dorm Auth ST	09/29/2022	3,925,606.65	4,065,000.00	3,899,229.30	1.062	4.527	4.590	03/15/2025	379
88213AHL2	10265	TX A&M Univ Rev Fin Sys Bds	09/28/2022	2,991,062.01	3,000,000.00	2,983,980.00	2.884	4.340	4.400	05/15/2024	75
<b>Subtotal and Average</b>				<b>22,198,314.00</b>	<b>22,475,000.00</b>	<b>22,120,023.90</b>		<b>4.344</b>	<b>4.405</b>		<b>150</b>

Portfolio GALV

AP

**Fund BD 2022 CONS FD - Bond 2022 Construction Fund**  
**Investments by Fund**  
**February 29, 2024**

CUSIP	Investment #	Issuer	Purchase Date	Book Value	Par Value	Market Value	Current Rate	YTM 360	YTM 365	Maturity Days To Date Maturity
<b>Investment Pools</b>										
TX BD 2022	10284	Texas Class	09/01/2022	13,164,911.32	13,164,911.32	13,164,911.32	5.484	5.409	5.484	1
TX DLY 1227-05	10233	Texas Range	09/01/2022	0.00	0.00	0.00	2.430	2.396	2.430	1
<b>Subtotal and Average</b>				<b>13,164,911.32</b>	<b>13,164,911.32</b>	<b>13,164,911.32</b>		<b>5.409</b>	<b>5.484</b>	<b>1</b>
<b>Bank Accounts</b>										
MB BD CON 2022	10287	Moody Bank	09/08/2022	2,017,318.69	2,017,318.69	2,017,318.69	0.050	0.049	0.050	1
<b>Subtotal and Average</b>				<b>2,017,318.69</b>	<b>2,017,318.69</b>	<b>2,017,318.69</b>		<b>0.049</b>	<b>0.050</b>	<b>1</b>
<b>Money Market Accounts</b>										
FID BOND MM	10286	Fidelity Investments	09/22/2022	15,309,742.05	15,309,742.05	15,309,742.05	4.940	4.940	5.008	1
<b>Subtotal and Average</b>				<b>15,309,742.05</b>	<b>15,309,742.05</b>	<b>15,309,742.05</b>		<b>4.940</b>	<b>5.009</b>	<b>1</b>
<b>Total Investments and Average</b>				<b>227,495,953.86</b>	<b>230,506,972.06</b>	<b>226,817,493.87</b>		<b>4.630</b>	<b>4.694</b>	<b>158</b>

**Fund BD 2018 CONS FD - Bond 2018 Construction Fund**  
**Investments by Fund**  
**February 29, 2024**

CUSIP	Investment #	Issuer	Purchase Date	Book Value	Par Value	Market Value	Current Rate	YTM 360	YTM 365	Maturity Days To Date Maturity
<b>Bank Accounts</b>										
MB BD CON 2056	10242	Moody Bank	09/01/2022	5,738.82	5,738.82	5,738.82	0.050	0.049	0.050	1
<b>Subtotal and Average</b>				<b>5,738.82</b>	<b>5,738.82</b>	<b>5,738.82</b>	<b>0.049</b>	<b>0.050</b>		<b>1</b>
<b>Total Investments and Average</b>				<b>5,738.82</b>	<b>5,738.82</b>	<b>5,738.82</b>	<b>0.049</b>	<b>0.050</b>		<b>1</b>

**Fund BD 2023 CONS FD - Bond 2023 Construction Fund**  
**Investments by Fund**  
**February 29, 2024**

CUSIP	Investment #	Issuer	Purchase Date	Book Value	Par Value	Market Value	Current Rate	YTM 360	YTM 365	Maturity Days To Date Maturity
<b>Investment Pools</b>										
TX BD 2023	10291	Texas Class	05/03/2023	48,331,125.08	48,331,125.08	48,331,125.08	5.484	5.409	5.484	1
<b>Subtotal and Average</b>				<b>48,331,125.08</b>	<b>48,331,125.08</b>	<b>48,331,125.08</b>		<b>5.409</b>	<b>5.484</b>	<b>1</b>
<b>Bank Accounts</b>										
MB 23 BND 5610	10292	Moody Bank	05/23/2023	2,994,781.21	2,994,781.21	2,994,781.21	0.050	0.049	0.050	1
<b>Subtotal and Average</b>				<b>2,994,781.21</b>	<b>2,994,781.21</b>	<b>2,994,781.21</b>		<b>0.049</b>	<b>0.050</b>	<b>1</b>
<b>Total Investments and Average</b>				<b>51,325,906.29</b>	<b>51,325,906.29</b>	<b>51,325,906.29</b>		<b>5.096</b>	<b>5.167</b>	<b>1</b>



**Galveston ISD  
Summary by Type  
February 29, 2024  
Grouped by Fund**

TCG Advisors, a HUB Intl Co  
900 S Capital of Texas Hwy  
350  
Austin, TX 78746  
(512)600-5200

Security Type	Number of Investments	Par Value	Book Value	% of Portfolio	Average YTM 365	Average Days to Maturity
<b>Fund: Bond 2018 Construction Fund</b>						
Bank Accounts	1	5,738.82	5,738.82	0.00	0.050	1
<b>Subtotal</b>	<b>1</b>	<b>5,738.82</b>	<b>5,738.82</b>	<b>0.00</b>	<b>0.050</b>	<b>1</b>
<b>Fund: Bond 2022 Construction Fund</b>						
Federal Agency Coupon Securities	2	22,660,000.00	22,301,083.62	5.75	4.413	189
Money Market Accounts	1	15,309,742.05	15,309,742.05	3.95	5.009	1
Bank Accounts	1	2,017,318.69	2,017,318.69	0.52	0.050	1
Municipal Bonds	5	22,475,000.00	22,198,314.00	5.73	4.405	151
Investment Pools	2	13,164,911.32	13,164,911.32	3.40	5.484	1
Treasury Coupon Securities	10	87,265,000.00	86,213,427.14	22.24	4.303	222
Treasury Discounts -Amortizing	6	67,615,000.00	66,291,157.04	17.10	5.307	141
<b>Subtotal</b>	<b>27</b>	<b>230,506,972.06</b>	<b>227,495,953.86</b>	<b>58.69</b>	<b>4.694</b>	<b>158</b>
<b>Fund: Bond 2023 Construction Fund</b>						
Investment Pools	1	48,331,125.08	48,331,125.08	12.47	5.484	1
Bank Accounts	1	2,994,781.21	2,994,781.21	0.77	0.050	1
<b>Subtotal</b>	<b>2</b>	<b>51,325,906.29</b>	<b>51,325,906.29</b>	<b>13.24</b>	<b>5.167</b>	<b>1</b>
<b>Fund: Child Nutrition</b>						
Investment Pools	2	3,502,299.81	3,502,299.81	0.90	5.448	1
Bank Accounts	1	514,075.02	514,075.02	0.13	0.050	1
<b>Subtotal</b>	<b>3</b>	<b>4,016,374.83</b>	<b>4,016,374.83</b>	<b>1.03</b>	<b>4.757</b>	<b>1</b>
<b>Fund: Interest &amp; Sinking</b>						
Bank Accounts	1	2,051,105.71	2,051,105.71	0.53	0.050	1
Money Market Accounts	1	1,089,777.18	1,089,777.18	0.28	5.009	1
Investment Pools	2	7,388,928.07	7,388,928.07	1.91	5.479	1
<b>Subtotal</b>	<b>4</b>	<b>10,529,810.96</b>	<b>10,529,810.96</b>	<b>2.72</b>	<b>4.373</b>	<b>1</b>
<b>Fund: General Operating</b>						
Investment Pools	2	78,728,423.61	78,728,423.61	20.31	5.460	1

Galveston ISD  
 Summary by Type  
 February 29, 2024  
 Grouped by Fund

Security Type	Number of Investments	Par Value	Book Value	% of Portfolio	Average YTM 365	Average Days to Maturity
<b>Fund: General Operating</b>						
Bank Accounts	2	14,884,729.76	14,884,729.76	3.84	4.051	1
Subtotal	4	93,613,153.37	93,613,153.37	24.15	5.236	1
<b>Fund: Student Activity</b>						
Investment Pools	1	443,031.43	443,031.43	0.11	5.484	1
Bank Accounts	1	284,373.06	284,373.06	0.07	0.050	1
Subtotal	2	727,404.49	727,404.49	0.18	3.360	1
Total and Average	43	390,725,360.82	387,714,342.62	100.00	4.877	93



TCG Advisors, a HUB Intl Co  
 900 S Capital of Texas Hwy  
 350  
 Austin, TX 78746  
 (512)600-5200

**Galveston ISD**  
**Interest Earnings**  
**Sorted by Fund - Maturity Date**  
**February 1, 2024 - February 29, 2024**  
**Yield on Beginning Book Value**

CUSIP	Investment #	Fund	Security Type	Ending Par Value	Beginning Book Value	Ending Book Value	Maturity Date	Current Rate	Annualized Yield	Adjusted Interest Earnings		
										Interest Earned	Amortization/ Accretion	Adjusted Interest Earnings
<b>Fund: Bond 2018 Construction Fund</b>												
MB BD CON 2056	10242	BD 2018	RR2	5,738.82	5,738.59	5,738.82		0.050	0.050	0.23	0.00	0.23
			<b>Subtotal</b>	<b>5,738.82</b>	<b>5,738.59</b>	<b>5,738.82</b>			<b>0.050</b>	<b>0.23</b>	<b>0.00</b>	<b>0.23</b>
<b>Fund: Bond 2022 Construction Fund</b>												
TX BD 2022	10284	BD 2022	RRP	13,164,911.32	15,100,803.24	13,164,911.32		5.484	5.343	64,108.08	0.00	64,108.08
FID BOND MM	10286	BD 2022	RR3	15,309,742.05	7,251,217.41	15,309,742.05		4.940	5.168	29,775.64	0.00	29,775.64
MB BD CON 2022	10287	BD 2022	RR2	2,017,318.69	1,442,529.70	2,017,318.69		0.050	0.041	46.72	0.00	46.72
9128286G0	10281	BD 2022	TRC	0.00	7,588,677.50	0.00	02/29/2024	2.375	4.330	13,884.62	11,322.50	27,980.95
3130ATBM8	10252	BD 2022	FAC	7,660,000.00	7,654,028.97	7,658,870.34	03/08/2024	3.625	4.601	23,139.58	4,841.37	24,915.58
13063DLZ9	10260	BD 2022	MC1	7,100,000.00	7,085,668.84	7,092,834.42	04/01/2024	3.000	4.426	17,750.00	7,165.58	34,197.61
91282CEK3	10255	BD 2022	TRC	10,172,000.00	10,129,226.48	10,143,163.92	04/30/2024	2.500	4.249	20,260.17	13,937.44	10,833.51
88213AHL2	10265	BD 2022	MC1	3,000,000.00	2,987,438.50	2,991,062.01	05/15/2024	2.884	4.564	7,210.00	3,623.51	50,078.66
912797FH5	10290	BD 2022	ATD	13,450,000.00	13,268,680.71	13,318,759.37	05/16/2024	4.622	4.750	0.00	50,078.66	50,078.66
912797HT7	10298	BD 2022	ATD	8,850,000.00	8,690,183.18	8,726,966.42	06/06/2024	5.160	5.327	0.00	36,783.24	36,783.24
91282CEX5	10268	BD 2022	TRC	10,150,000.00	10,097,757.67	10,107,857.85	06/30/2024	3.000	4.283	24,259.62	10,100.18	34,359.80
912797GB7	10294	BD 2022	ATD	22,200,000.00	21,703,493.07	21,792,925.99	07/11/2024	5.001	5.186	0.00	89,432.92	89,432.92
91282CFA4	10278	BD 2022	TRC	10,200,000.00	10,133,790.65	10,144,398.78	07/31/2024	3.000	4.345	24,379.12	10,608.13	34,987.25
64966QCA6	10264	BD 2022	MC1	2,960,000.00	2,928,045.47	2,933,371.22	08/01/2024	2.130	4.548	5,254.00	5,325.75	10,579.75
912797GK7	10295	BD 2022	ATD	9,400,000.00	9,145,611.68	9,184,644.80	08/08/2024	5.155	5.372	0.00	39,033.12	39,033.12
91282CFG1	10256	BD 2022	TRC	10,150,000.00	10,096,711.76	10,104,001.19	08/31/2024	3.250	4.184	26,271.40	7,289.43	33,560.83
010268CL2	10250	BD 2022	MC1	5,350,000.00	5,239,679.65	5,255,439.70	09/01/2024	0.689	4.524	3,071.79	15,760.05	18,831.84
912797GL5	10296	BD 2022	ATD	2,265,000.00	2,196,054.03	2,205,268.00	09/05/2024	5.051	5.281	0.00	9,213.97	9,213.97
91282CFN6	10279	BD 2022	TRC	2,163,000.00	2,162,363.28	2,162,439.58	09/30/2024	4.250	4.284	7,283.87	76.30	7,360.17
9128283D0	10271	BD 2022	TRC	10,300,000.00	10,155,133.41	10,170,522.17	10/31/2024	2.250	4.196	18,463.60	15,388.76	33,852.36
912797HE0	10297	BD 2022	ATD	11,450,000.00	11,016,548.12	11,062,592.46	10/31/2024	4.992	5.260	0.00	46,044.34	46,044.34
91282CDH1	10276	BD 2022	TRC	9,650,000.00	9,389,262.29	9,415,517.13	11/15/2024	0.750	4.292	5,766.14	26,254.84	32,020.98
3130AQ3F8	10261	BD 2022	FAC	15,000,000.00	14,603,741.60	14,642,213.28	12/10/2024	1.150	4.555	14,375.00	38,471.68	52,846.68
91282CDS7	10267	BD 2022	TRC	7,500,000.00	7,286,397.85	7,304,147.03	01/15/2025	1.125	4.227	6,722.18	17,749.18	24,471.36
9128283Z1	10272	BD 2022	TRC	10,330,000.00	10,172,681.56	10,184,290.30	02/28/2025	2.750	4.235	22,623.86	11,608.74	34,232.60
91282CED9	10277	BD 2022	TRC	6,650,000.00	6,463,858.55	6,477,089.19	03/15/2025	1.750	4.382	9,271.64	13,230.64	22,502.28
64990FA95	10275	BD 2022	MC1	4,065,000.00	3,914,425.37	3,925,606.65	03/15/2025	1.062	4.752	3,597.53	11,181.28	14,778.81

Portfolio GALV  
 AP

Data Updated: SET\_GALV: 03/05/2024 15:39

Run Date: 03/05/2024 - 15:39

IE (PRF\_IE) 7.3.11  
 Report Ver. 7.3.11

**Galveston ISD**  
**Interest Earnings**  
**February 1, 2024 - February 29, 2024**

CUSIP	Investment #	Fund	Security Type	Ending Par Value	Beginning Book Value	Ending Book Value	Maturity Date	Current Rate	Annualized Yield	Adjusted Interest Earnings		
										Interest Earned	Amortization/ Accretion	Adjusted Interest Earnings
<b>Subtotal</b>				<b>230,506,972.06</b>	<b>227,904,010.54</b>	<b>227,495,953.86</b>			<b>4.656</b>	<b>347,514.56</b>	<b>494,521.61</b>	<b>842,036.17</b>
<b>Fund: Bond 2023 Construction Fund</b>												
TX BD 2023	10291	BD 2023	RRP	48,331,125.08	51,115,294.89	48,331,125.08		5.484	5.314	215,830.19	0.00	215,830.19
MB 23 BND 5610	10292	BD 2023	RR2	2,994,781.21	1,426,957.30	2,994,781.21		0.050	0.074	84.25	0.00	84.25
<b>Subtotal</b>				<b>51,325,908.29</b>	<b>52,542,252.19</b>	<b>51,325,908.29</b>			<b>5.172</b>	<b>215,914.44</b>	<b>0.00</b>	<b>215,914.44</b>
<b>Fund: Child Nutrition</b>												
TX CNS-0005	10282	CN	RRP	2,739,522.64	2,460,302.69	2,739,522.64		5.484	5.813	11,363.31	0.00	11,363.31
TX DLY 1227-08	10235	CN	RRP	762,777.17	759,573.28	762,777.17		5.320	5.309	3,203.89	0.00	3,203.89
MB CN 7619	10245	CN	RR2	514,075.02	510,378.90	514,075.02		0.050	0.050	20.20	0.00	20.20
<b>Subtotal</b>				<b>4,016,374.83</b>	<b>3,730,254.87</b>	<b>4,016,374.83</b>			<b>4.922</b>	<b>14,587.40</b>	<b>0.00</b>	<b>14,587.40</b>
<b>Fund: Interest &amp; Sinking</b>												
TX DEBT-0002	10238	DS	RRP	7,164,077.17	2,330,900.76	7,164,077.17		5.484	14.006	25,939.27	0.00	25,939.27
TX DLY 1227-04	10232	DS	RRP	224,850.90	223,906.46	224,850.90		5.320	5.309	944.44	0.00	944.44
MB DS MM 7635	10244	DS	RR3	1,089,777.18	1,085,611.11	1,089,777.18		4.940	4.830	4,166.07	0.00	4,166.07
MB DS 2049	10243	DS	RR2	2,051,105.71	2,051,024.23	2,051,105.71		0.050	0.050	81.48	0.00	81.48
<b>Subtotal</b>				<b>10,529,810.96</b>	<b>5,691,442.56</b>	<b>10,529,810.96</b>			<b>6.884</b>	<b>31,131.26</b>	<b>0.00</b>	<b>31,131.26</b>
<b>Fund: General Operating</b>												
TX GEN-0001	10237	GEN OP	RRP	67,080,162.90	53,938,461.47	67,080,162.90		5.484	6.499	278,505.54	0.00	278,505.54
TX DLY 1227-02	10231	GEN OP	RRP	11,648,260.71	11,599,334.61	11,648,260.71		5.320	5.309	48,926.10	0.00	48,926.10
MB GEN 0616	10293	GEN OP	RR2	10,447,883.09	10,401,603.07	10,447,883.09		5.750	5.600	46,280.02	0.00	46,280.02
MB GEN 7601	10246	GEN OP	RR2	4,436,846.67	3,850,710.61	4,436,846.67		0.050	0.069	210.78	0.00	210.78
<b>Subtotal</b>				<b>93,613,153.37</b>	<b>79,790,109.76</b>	<b>93,613,153.37</b>			<b>5.898</b>	<b>373,922.44</b>	<b>0.00</b>	<b>373,922.44</b>
<b>Fund: Student Activity</b>												
TX ACT-0004	10240	STUACT	RRP	443,031.43	441,110.65	443,031.43		5.484	5.481	1,920.78	0.00	1,920.78
MB ACT 7627	10241	STUACT	RR2	284,373.06	277,349.62	284,373.06		0.050	0.051	11.27	0.00	11.27
<b>Subtotal</b>				<b>727,404.49</b>	<b>718,460.27</b>	<b>727,404.49</b>			<b>3.385</b>	<b>1,932.05</b>	<b>0.00</b>	<b>1,932.05</b>
<b>Total</b>				<b>390,725,360.82</b>	<b>370,382,268.78</b>	<b>387,714,342.62</b>			<b>5.031</b>	<b>985,002.38</b>	<b>494,521.61</b>	<b>1,479,523.99</b>



TCG Advisors, a HUB Intl Co  
 900 S Capital of Texas Hwy  
 350  
 Austin, TX 78746  
 (512)600-5200

**Galveston ISD**  
**Accrued Interest**  
 Sorted by Fund - Maturity Date  
 February 1, 2024 - February 29, 2024

CUSIP	Investment #	Security Type	Par Value	Maturity Date	Current Rate	* Beginning Accrued Interest	Adjusted Acc'd Int. at Purchase During Period	Interest Earned	Interest Received	* Ending Accrued Interest
<b>Bond 2018 Construction Fund</b>										
MB BD CON 2056	10242	RR2	5,738.82		0.050	0.00	0.00	0.23	0.23	0.00
		<b>Subtotal</b>	<b>5,738.82</b>			<b>0.00</b>	<b>0.00</b>	<b>0.23</b>	<b>0.23</b>	<b>0.00</b>
<b>Bond 2022 Construction Fund</b>										
TX BD 2022	10284	RRP	13,164,911.32		5.484	0.00	0.00	64,108.08	64,108.08	0.00
TX DLY 1227-05	10233	RRP	0.00		2.430	0.00	0.00	0.00	0.00	0.00
MB BD CON 2022	10287	RR2	2,017,318.69		0.050	0.00	0.00	46.72	46.72	0.00
FID BOND MM	10286	RR3	15,309,742.05		4.940	0.00	0.00	29,775.64	29,775.64	0.00
9128286G0	10281	TRC	0.00	02/29/2024	2.375	76,365.38	0.00	13,884.62	90,250.00	0.00
3130ATBM8	10252	FAC	7,660,000.00	03/08/2024	3.625	110,298.68	0.00	23,139.58	0.00	133,438.26
13063DLZ9	10260	MC1	7,100,000.00	04/01/2024	3.000	71,000.00	0.00	17,750.00	0.00	88,750.00
91282CEK3	10255	TRC	10,172,000.00	04/30/2024	2.500	64,972.25	0.00	20,260.17	0.00	85,232.42
88213AHL2	10265	MC1	3,000,000.00	05/15/2024	2.884	18,265.33	0.00	7,210.00	0.00	25,475.33
912797FH5	10290	ATD	13,450,000.00	05/16/2024	4.622	0.00	0.00	0.00	0.00	0.00
912797HT7	10298	ATD	8,850,000.00	06/06/2024	5.160	0.00	0.00	0.00	0.00	0.00
91282CEX5	10268	TRC	10,150,000.00	06/30/2024	3.000	26,769.23	0.00	24,259.62	0.00	51,028.85
912797GB7	10294	ATD	22,200,000.00	07/11/2024	5.001	0.00	0.00	0.00	0.00	0.00
91282CFA4	10278	TRC	10,200,000.00	07/31/2024	3.000	840.66	0.00	24,379.12	0.00	25,219.78
64966QCA6	10264	MC1	2,960,000.00	08/01/2024	2.130	31,524.00	0.00	5,254.00	31,524.00	5,254.00
912797GK7	10295	ATD	9,400,000.00	08/08/2024	5.155	0.00	0.00	0.00	0.00	0.00
91282CFG1	10256	TRC	10,150,000.00	08/31/2024	3.250	139,562.50	0.00	26,271.40	164,937.50	896.40
010268CL2	10250	MC1	5,350,000.00	09/01/2024	0.689	15,358.96	0.00	3,071.79	0.00	18,430.75
912797GL5	10296	ATD	2,265,000.00	09/05/2024	5.051	0.00	0.00	0.00	0.00	0.00
91282CFN6	10279	TRC	2,163,000.00	09/30/2024	4.250	31,144.84	0.00	7,283.87	0.00	38,428.71
9128283D0	10271	TRC	10,300,000.00	10/31/2024	2.250	59,210.85	0.00	18,463.60	0.00	77,674.45
912797HE0	10297	ATD	11,450,000.00	10/31/2024	4.992	0.00	0.00	0.00	0.00	0.00
91282CDH1	10276	TRC	9,650,000.00	11/15/2024	0.750	15,508.93	0.00	5,766.14	0.00	21,275.07
3130AQ3F8	10261	FAC	15,000,000.00	12/10/2024	1.150	24,437.50	0.00	14,375.00	0.00	38,812.50
91282CDS7	10267	TRC	7,500,000.00	01/15/2025	1.125	3,940.59	0.00	6,722.18	0.00	10,662.77
9128283Z1	10272	TRC	10,330,000.00	02/28/2025	2.750	120,185.58	0.00	22,623.86	142,037.50	771.94
91282CED9	10277	TRC	6,650,000.00	03/15/2025	1.750	44,439.90	0.00	9,271.64	0.00	53,711.54
64990FA95	10275	MC1	4,065,000.00	03/15/2025	1.062	16,308.78	0.00	3,597.53	0.00	19,906.31
		<b>Subtotal</b>	<b>230,506,972.06</b>			<b>870,133.96</b>	<b>0.00</b>	<b>347,514.56</b>	<b>522,679.44</b>	<b>694,969.08</b>
<b>Bond 2023 Construction Fund</b>										
TX BD 2023	10291	RRP	48,331,125.08		5.484	0.00	0.00	215,830.19	215,830.19	0.00
MB 23 BND 5610	10292	RR2	2,994,781.21		0.050	0.00	0.00	84.25	84.25	0.00

\* Beginning Accrued may not include investments that redeemed in the previous month that had outstanding accrued interest. Ending Accrued includes outstanding purchase interest.

Portfolio GALV  
 AC  
 AI (PRF\_AI) 7.3.11

**Galveston ISD**  
**Accrued Interest**  
 Sorted by Fund - Maturity Date

CUSIP	Investment #	Security Type	Par Value	Maturity Date	Current Rate	* Beginning Accrued Interest	Adjusted Acc'd Int. at Purchase During Period	Interest Earned	Interest Received	* Ending Accrued Interest
<b>Subtotal</b>			<b>51,325,906.29</b>			<b>0.00</b>	<b>0.00</b>	<b>215,914.44</b>	<b>215,914.44</b>	<b>0.00</b>
<b>Child Nutrition</b>										
TX CNS-0005	10282	RRP	2,739,522.64		5.484	0.00	0.00	11,363.31	11,363.31	0.00
TX DLY 1227-08	10235	RRP	762,777.17		5.320	0.00	0.00	3,203.89	3,203.89	0.00
MB CN 7619	10245	RR2	514,075.02		0.050	0.00	0.00	20.20	20.20	0.00
<b>Subtotal</b>			<b>4,016,374.83</b>			<b>0.00</b>	<b>0.00</b>	<b>14,587.40</b>	<b>14,587.40</b>	<b>0.00</b>
<b>Interest &amp; Sinking</b>										
TX DEBT-0002	10238	RRP	7,164,077.17		5.484	0.00	0.00	25,939.27	25,939.27	0.00
TX DLY 1227-04	10232	RRP	224,850.90		5.320	0.00	0.00	944.44	944.44	0.00
MB DS 2049	10243	RR2	2,051,105.71		0.050	0.00	0.00	81.48	81.48	0.00
MB DS MM 7635	10244	RR3	1,089,777.18		4.940	0.00	0.00	4,166.07	4,166.07	0.00
<b>Subtotal</b>			<b>10,529,810.96</b>			<b>0.00</b>	<b>0.00</b>	<b>31,131.26</b>	<b>31,131.26</b>	<b>0.00</b>
<b>General Operating</b>										
TX GEN-0001	10237	RRP	67,080,162.90		5.484	0.00	0.00	278,505.54	278,505.54	0.00
TX DLY 1227-02	10231	RRP	11,648,260.71		5.320	0.00	0.00	48,926.10	48,926.10	0.00
MB GEN 7601	10246	RR2	4,436,846.67		0.050	0.00	0.00	210.78	210.78	0.00
MB GEN 0616	10293	RR2	10,447,883.09		5.750	0.00	0.00	46,280.02	46,280.02	0.00
<b>Subtotal</b>			<b>93,613,153.37</b>			<b>0.00</b>	<b>0.00</b>	<b>373,922.44</b>	<b>373,922.44</b>	<b>0.00</b>
<b>Student Activity</b>										
TX ACT-0004	10240	RRP	443,031.43		5.484	0.00	0.00	1,920.78	1,920.78	0.00
MB ACT 7627	10241	RR2	284,373.06		0.050	0.00	0.00	11.27	11.27	0.00
<b>Subtotal</b>			<b>727,404.49</b>			<b>0.00</b>	<b>0.00</b>	<b>1,932.05</b>	<b>1,932.05</b>	<b>0.00</b>
<b>Total</b>			<b>390,725,360.82</b>			<b>870,133.96</b>	<b>0.00</b>	<b>985,002.38</b>	<b>1,160,167.26</b>	<b>694,969.08</b>

\* Beginning Accrued may not include investments that redeemed in the previous month that had outstanding accrued interest. Ending Accrued includes outstanding purchase interest.



**Galveston ISD**  
**Inventory by Maturity Report**  
**February 29, 2024**

TCG Advisors, a HUB Intl Co  
 900 S Capital of Texas Hwy  
 350  
 Austin, TX 78746  
 (512)600-5200

CUSIP	Investment #	Fund	Sec. Type	Issuer	Purchase Date	Book Value	Current Rate	Maturity/Call Date	Maturity Amount	Total Days	Par Value	YTM/YTC		Days to Mat./Call
												360	365	
3130ATBM8	10252	BD 2022	FAC	FHLB Note	09/26/2022	7,658,870.34	3.625	03/08/2024	7,660,000.00	529	7,660,000.00	4.359	4.420	7
3130AQ3F8	10261	BD 2022	FAC	FHLB Note	09/27/2022	14,642,213.28	1.150	03/10/2024	15,000,000.00	530	15,000,000.00	5.295	5.368	9
13063DLZ9	10260	BD 2022	MC1	California ST Var Purp GO	09/28/2022	7,092,834.42	3.000	04/01/2024	7,100,000.00	551	7,100,000.00	4.202	4.260	31
91282CEK3	10255	BD 2022	TRC	US Treasury	09/26/2022	10,143,163.92	2.500	04/30/2024	10,172,000.00	582	10,172,000.00	4.241	4.300	60
88213AHL2	10265	BD 2022	MC1	TX A&M Univ Rev Fin Sys	09/28/2022	2,991,062.01	2.884	05/15/2024	3,000,000.00	595	3,000,000.00	4.340	4.400	75
912797FH5	10290	BD 2022	ATD	US Treasury	05/18/2023	13,318,759.37	4.622	05/16/2024	13,450,000.00	364	13,450,000.00	4.871	4.938	76
912797HT7	10298	BD 2022	ATD	US Treasury	12/11/2023	8,726,966.42	5.160	06/06/2024	8,850,000.00	178	8,850,000.00	5.383	5.458	97
91282CEX5	10268	BD 2022	TRC	US Treasury	09/27/2022	10,107,857.85	3.000	06/30/2024	10,150,000.00	642	10,150,000.00	4.251	4.310	121
912797GB7	10294	BD 2022	ATD	US Treasury	07/20/2023	21,792,925.99	5.001	07/11/2024	22,200,000.00	357	22,200,000.00	5.282	5.355	132
91282CFA4	10278	BD 2022	TRC	US Treasury	09/28/2022	10,144,398.78	3.000	07/31/2024	10,200,000.00	672	10,200,000.00	4.320	4.380	152
64966QCA6	10264	BD 2022	MC1	NY NY GO Bds Fiscal 2020	09/28/2022	2,933,371.22	2.130	08/01/2024	2,960,000.00	673	2,960,000.00	4.422	4.484	153
912797GK7	10295	BD 2022	ATD	US Treasury	08/28/2023	9,184,644.80	5.155	08/08/2024	9,400,000.00	346	9,400,000.00	5.444	5.520	160
91282CFG1	10256	BD 2022	TRC	US Treasury	09/26/2022	10,104,001.19	3.250	08/31/2024	10,150,000.00	705	10,150,000.00	4.142	4.200	183
010268CL2	10250	BD 2022	MC1	Alabama Fed Aid Hwy Fin	09/27/2022	5,255,439.70	0.689	09/01/2024	5,350,000.00	705	5,350,000.00	4.359	4.420	184
912797GL5	10296	BD 2022	ATD	US Treasury	09/07/2023	2,205,268.00	5.051	09/05/2024	2,265,000.00	364	2,265,000.00	5.340	5.415	188
91282CFN6	10279	BD 2022	TRC	US Treasury	09/30/2022	2,162,439.58	4.250	09/30/2024	2,163,000.00	731	2,163,000.00	4.241	4.300	213
9128283D0	10271	BD 2022	TRC	US Treasury	09/27/2022	10,170,522.17	2.250	10/31/2024	10,300,000.00	765	10,300,000.00	4.182	4.240	244
912797HE0	10297	BD 2022	ATD	US Treasury	11/16/2023	11,062,592.46	4.992	10/31/2024	11,450,000.00	350	11,450,000.00	5.268	5.341	244
91282CDH1	10276	BD 2022	TRC	US Treasury	09/28/2022	9,415,517.13	0.750	11/15/2024	9,650,000.00	779	9,650,000.00	4.320	4.380	259
91282CDS7	10267	BD 2022	TRC	US Treasury	09/27/2022	7,304,147.03	1.125	01/15/2025	7,500,000.00	841	7,500,000.00	4.231	4.290	320
9128283Z1	10272	BD 2022	TRC	US Treasury	09/27/2022	10,184,290.30	2.750	02/28/2025	10,330,000.00	885	10,330,000.00	4.192	4.250	364
64990FA95	10275	BD 2022	MC1	NY ST Dorm Auth ST	09/29/2022	3,925,606.65	1.062	03/15/2025	4,065,000.00	898	4,065,000.00	4.527	4.590	379
91282CED9	10277	BD 2022	TRC	US Treasury	09/28/2022	6,477,089.19	1.750	03/15/2025	6,650,000.00	899	6,650,000.00	4.359	4.420	379
<b>Subtotal and Average</b>						<b>197,003,981.80</b>			<b>200,015,000.00</b>		<b>200,015,000.00</b>	<b>4.671</b>	<b>4.736</b>	<b>162</b>
<b>Net Maturities and Average</b>						<b>197,003,981.80</b>			<b>200,015,000.00</b>		<b>200,015,000.00</b>	<b>4.671</b>	<b>4.736</b>	<b>162</b>



**Galveston ISD**  
**Projected Cashflow Report**  
**Sorted by Monthly**  
**For the Period March 1, 2024 - August 31, 2024**

TCG Advisors, a HUB Intl Co  
 900 S Capital of Texas Hwy  
 350  
 Austin, TX 78746  
 (512)600-5200

Projected Trans. Date	Investment #	Fund	Security ID	Transaction Type	Issuer	Par Value	Original Cost	Principal	Interest	Total
<b>March 2024</b>										
03/01/2024	10250	BD 2022	010268CL2	Interest	Alabama Fed Aid Hwy Fin Auth	0.00	0.00	0.00	18,430.75	18,430.75
03/08/2024	10252	BD 2022	3130ATBM8	Maturity	FHLB Note	7,660,000.00	7,575,740.00	7,660,000.00	138,837.50	7,798,837.50
03/10/2024	10261	BD 2022	3130AQ3F8	Call	FHLB Note	15,000,000.00	13,983,045.00	15,000,000.00	0.00	15,000,000.00
03/15/2024	10275	BD 2022	64990FA95	Interest	NY ST Dorm Auth ST	0.00	0.00	0.00	21,585.15	21,585.15
03/15/2024	10277	BD 2022	91282CED9	Interest	US Treasury	0.00	0.00	0.00	58,187.50	58,187.50
03/31/2024	10279	BD 2022	91282CFN6	Interest	US Treasury	0.00	0.00	0.00	45,963.75	45,963.75
<b>Total for March 2024</b>						<b>22,660,000.00</b>	<b>21,558,785.00</b>	<b>22,660,000.00</b>	<b>283,004.65</b>	<b>22,943,004.65</b>
<b>April 2024</b>										
04/01/2024	10260	BD 2022	13063DLZ9	Maturity	California ST Var Purp GO Bds	7,100,000.00	6,970,283.00	7,100,000.00	106,500.00	7,206,500.00
04/30/2024	10255	BD 2022	91282CEK3	Maturity	US Treasury	10,172,000.00	9,892,270.00	10,172,000.00	127,150.00	10,299,150.00
04/30/2024	10271	BD 2022	9128283D0	Interest	US Treasury	0.00	0.00	0.00	115,875.00	115,875.00
<b>Total for April 2024</b>						<b>17,272,000.00</b>	<b>16,862,553.00</b>	<b>17,272,000.00</b>	<b>349,525.00</b>	<b>17,621,525.00</b>
<b>May 2024</b>										
05/15/2024	10265	BD 2022	88213AHL2	Maturity	TX A&M Univ Rev Fin Sys Bds	3,000,000.00	2,929,080.00	3,000,000.00	43,260.00	3,043,260.00
05/15/2024	10276	BD 2022	91282CDH1	Interest	US Treasury	0.00	0.00	0.00	36,187.50	36,187.50
05/16/2024	10290	BD 2022	912797FH5	Maturity	US Treasury	13,450,000.00	12,821,406.45	13,450,000.00	0.00	13,450,000.00
<b>Total for May 2024</b>						<b>16,450,000.00</b>	<b>15,750,486.45</b>	<b>16,450,000.00</b>	<b>79,447.50</b>	<b>16,529,447.50</b>
<b>June 2024</b>										
06/06/2024	10298	BD 2022	912797HT7	Maturity	US Treasury	8,850,000.00	8,624,207.03	8,850,000.00	0.00	8,850,000.00
06/10/2024	10261	BD 2022	3130AQ3F8	Interest	FHLB Note	0.00	0.00	0.00	86,250.00	86,250.00
06/30/2024	10268	BD 2022	91282CEX5	Maturity	US Treasury	10,150,000.00	9,926,382.81	10,150,000.00	152,250.00	10,302,250.00
<b>Total for June 2024</b>						<b>19,000,000.00</b>	<b>18,550,589.84</b>	<b>19,000,000.00</b>	<b>238,500.00</b>	<b>19,238,500.00</b>
<b>July 2024</b>										
07/11/2024	10294	BD 2022	912797GB7	Maturity	US Treasury	22,200,000.00	21,099,029.85	22,200,000.00	0.00	22,200,000.00
07/15/2024	10267	BD 2022	91282CDS7	Interest	US Treasury	0.00	0.00	0.00	42,187.50	42,187.50
07/31/2024	10278	BD 2022	91282CFA4	Maturity	US Treasury	10,200,000.00	9,954,164.06	10,200,000.00	153,000.00	10,353,000.00
<b>Total for July 2024</b>						<b>32,400,000.00</b>	<b>31,053,193.91</b>	<b>32,400,000.00</b>	<b>195,187.50</b>	<b>32,595,187.50</b>
<b>August 2024</b>										
08/01/2024	10264	BD 2022	64966QCA6	Maturity	NY NY GO Bds Fiscal 2020	2,960,000.00	2,842,280.80	2,960,000.00	31,524.00	2,991,524.00
08/08/2024	10295	BD 2022	912797GK7	Maturity	US Treasury	9,400,000.00	8,934,274.39	9,400,000.00	0.00	9,400,000.00
08/31/2024	10256	BD 2022	91282CFG1	Maturity	US Treasury	10,150,000.00	9,972,771.48	10,150,000.00	164,937.50	10,314,937.50

Portfolio GALV  
 AP  
 PC (PRF\_PC) 7.3.11  
 Report Ver. 7.3.11

**Galveston ISD**  
**Projected Cashflow Report**  
**For the Period March 1, 2024 - August 31, 2024**

Projected Trans. Date	Investment #	Fund	Security ID	Transaction Type	Issuer	Par Value	Original Cost	Principal	Interest	Total
<b>August 2024</b>										
08/31/2024	10272	BD 2022	9128283Z1	Interest	US Treasury	0.00	0.00	0.00	142,037.50	142,037.50
<b>Total for August 2024</b>						<b>22,510,000.00</b>	<b>21,749,326.67</b>	<b>22,510,000.00</b>	<b>338,499.00</b>	<b>22,848,499.00</b>
<b>GRAND TOTALS:</b>						<b>130,292,000.00</b>	<b>125,524,934.87</b>	<b>130,292,000.00</b>	<b>1,484,163.65</b>	<b>131,776,163.65</b>



**Galveston ISD**  
**Quarterly Portfolio Management**  
**Portfolio Summary**  
**February 29, 2024**

TCG Advisors, a HUB Intl Co  
 900 S Capital of Texas Hwy  
 350  
 Austin, TX 78746  
 (512)600-5200

<b>Investments</b>	<b>Par Value</b>	<b>Market Value</b>	<b>Book Value</b>	<b>% of Portfolio</b>	<b>Term</b>	<b>Days to Maturity</b>	<b>YTM 365 Equiv.</b>
Federal Agency Coupon Securities	22,660,000.00	22,205,819.00	22,301,083.62	5.75	710	189	4.413
Treasury Coupon Securities	87,265,000.00	85,733,865.46	86,213,427.14	22.24	742	222	4.303
Treasury Discounts -Amortizing	67,615,000.00	66,265,813.45	66,291,157.04	17.10	332	141	5.307
Municipal Bonds	22,475,000.00	22,120,023.90	22,198,314.00	5.73	671	151	4.405
Investment Pools	151,558,719.32	151,558,719.32	151,558,719.32	39.09	1	1	5.471
Bank Accounts	22,752,122.27	22,752,122.27	22,752,122.27	5.87	1	1	2.667
Money Market Accounts	16,399,519.23	16,399,519.23	16,399,519.23	4.23	1	1	5.009
<b>Investments</b>	<b>390,725,360.82</b>	<b>387,035,882.63</b>	<b>387,714,342.62</b>	<b>100.00%</b>	<b>302</b>	<b>93</b>	<b>4.877</b>

**Cash and Accrued Interest**

Accrued Interest at Purchase		0.00	0.00				
Ending Accrued Interest		694,969.08	694,969.08				
Subtotal		694,969.08	694,969.08				
<b>Total Cash and Investments Value</b>	<b>390,725,360.82</b>	<b>387,730,851.71</b>	<b>388,409,311.70</b>		<b>302</b>	<b>93</b>	<b>4.877</b>

**Total Earnings February 29 Period Ending**

Current Year	4,301,089.84
<b>Average Daily Balance</b>	<b>346,003,764.54</b>
<b>Effective Rate of Return</b>	<b>4.99%</b>

The following reports are submitted in accordance with the Public Funds Investment Act (Texas Gov't Code 2256). The reports also offer supplemental information not required by the Act in order to fully inform the governing body of the District of the position and activity within the District's portfolio of investments.

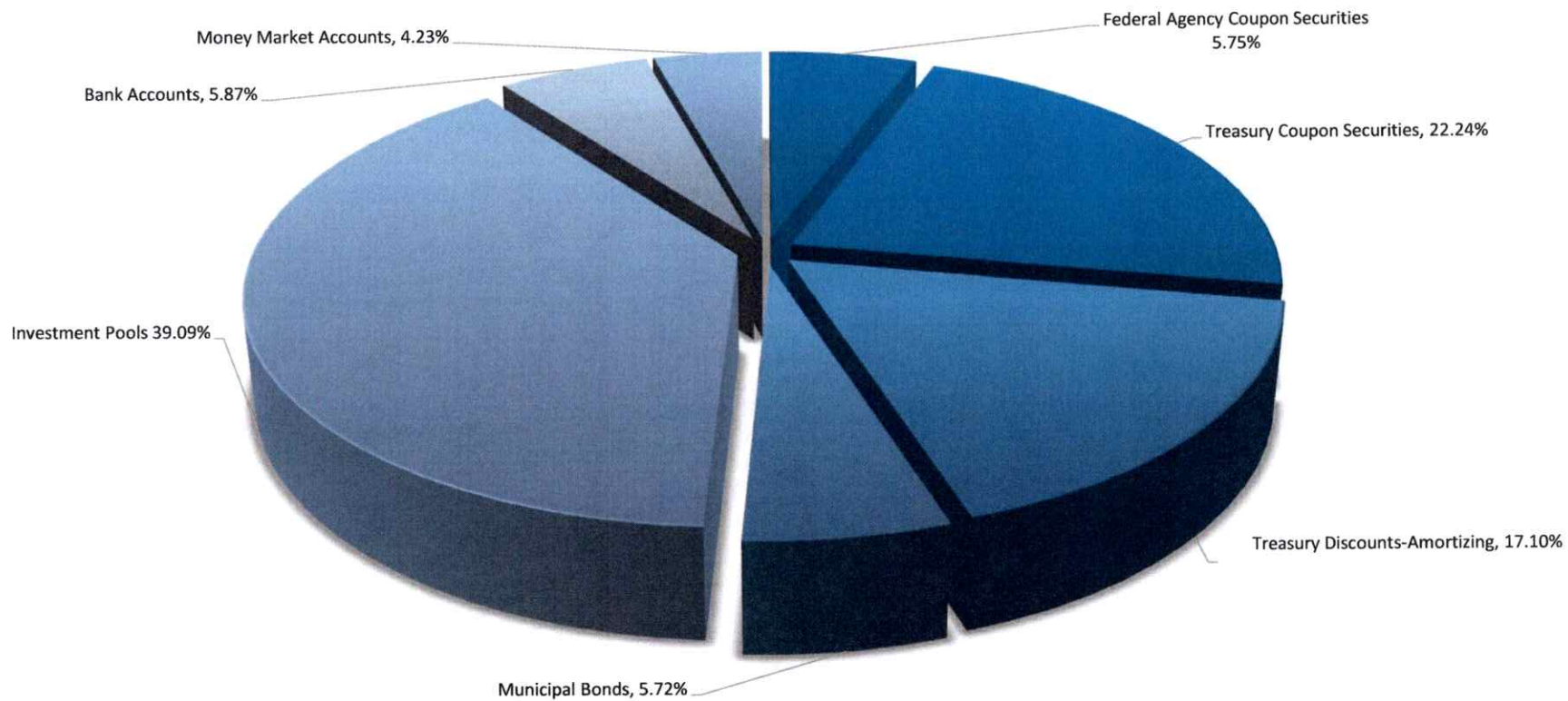
Lorraine Dochoda      3/6/2024  
 Lorraine Dochoda, Director of Accounting

Jeff Martello      3/6/24  
 Jeff Martello, Chief Financial Officer

QUARTERLY CASH & INVESTMENT REPORT - ATTACHMENT D-1

Reporting period 12/01/2023-02/29/2024

### Book Value Percentages by Investment Type



■ Federal Agency Coupon Securities ■ Treasury Coupon Securities ■ Treasury Discounts-Amortizing ■ Municipal Bonds ■ Investment Pools ■ Bank Accounts ■ Money Market Accounts



**Galveston ISD**  
**Fund GEN OP - General Operating**  
**Investments by Fund**  
**February 29, 2024**

TCG Advisors, a HUB Intl Co  
 900 S Capital of Texas Hwy  
 350  
 Austin, TX 78746  
 (512)600-5200

CUSIP	Investment #	Issuer	Purchase Date	Book Value	Par Value	Market Value	Current Rate	YTM 360	YTM 365	Maturity Days To Date Maturity
<b>Investment Pools</b>										
TX GEN-0001	10237	Texas Class	09/01/2022	67,080,162.90	67,080,162.90	67,080,162.90	5.484	5.409	5.484	1
TX DLY 1227-02	10231	Texas Range	09/01/2022	11,648,260.71	11,648,260.71	11,648,260.71	5.320	5.247	5.320	1
<b>Subtotal and Average</b>				<b>78,728,423.61</b>	<b>78,728,423.61</b>	<b>78,728,423.61</b>		<b>5.385</b>	<b>5.460</b>	<b>1</b>
<b>Bank Accounts</b>										
MB GEN 7601	10246	Moody Bank	09/01/2022	4,436,846.67	4,436,846.67	4,436,846.67	0.050	0.049	0.050	1
MB GEN 0616	10293	Moody Bank	05/01/2023	10,447,883.09	10,447,883.09	10,447,883.09	5.750	5.671	5.750	1
<b>Subtotal and Average</b>				<b>14,884,729.76</b>	<b>14,884,729.76</b>	<b>14,884,729.76</b>		<b>3.995</b>	<b>4.051</b>	<b>1</b>
<b>Total Investments and Average</b>				<b>93,613,153.37</b>	<b>93,613,153.37</b>	<b>93,613,153.37</b>		<b>5.164</b>	<b>5.236</b>	<b>1</b>

**Fund DS - Interest & Sinking  
Investments by Fund  
February 29, 2024**

CUSIP	Investment #	Issuer	Purchase Date	Book Value	Par Value	Market Value	Current Rate	YTM 360	YTM 365	Maturity Days To Date Maturity
<b>Investment Pools</b>										
TX DEBT-0002	10238	Texas Class	09/01/2022	7,164,077.17	7,164,077.17	7,164,077.17	5.484	5.409	5.484	1
TX DLY 1227-04	10232	Texas Range	09/01/2022	224,850.90	224,850.90	224,850.90	5.320	5.247	5.320	1
<b>Subtotal and Average</b>				<b>7,388,928.07</b>	<b>7,388,928.07</b>	<b>7,388,928.07</b>		<b>5.404</b>	<b>5.479</b>	<b>1</b>
<b>Bank Accounts</b>										
MB DS 2049	10243	Moody Bank	09/01/2022	2,051,105.71	2,051,105.71	2,051,105.71	0.050	0.049	0.050	1
<b>Subtotal and Average</b>				<b>2,051,105.71</b>	<b>2,051,105.71</b>	<b>2,051,105.71</b>		<b>0.049</b>	<b>0.050</b>	<b>1</b>
<b>Money Market Accounts</b>										
MB DS MM 7635	10244	Moody Bank	09/01/2022	1,089,777.18	1,089,777.18	1,089,777.18	4.940	4.940	5.008	1
<b>Subtotal and Average</b>				<b>1,089,777.18</b>	<b>1,089,777.18</b>	<b>1,089,777.18</b>		<b>4.940</b>	<b>5.009</b>	<b>1</b>
<b>Total Investments and Average</b>				<b>10,529,810.96</b>	<b>10,529,810.96</b>	<b>10,529,810.96</b>		<b>4.313</b>	<b>4.373</b>	<b>1</b>

**Fund STUACT - Student Activity  
Investments by Fund  
February 29, 2024**

CUSIP	Investment #	Issuer	Purchase Date	Book Value	Par Value	Market Value	Current Rate	YTM 360	YTM 365	Maturity Days To Date Maturity
<b>Investment Pools</b>										
TX ACT-0004	10240	Texas Class	09/01/2022	443,031.43	443,031.43	443,031.43	5.484	5.409	5.484	1
<b>Subtotal and Average</b>				<b>443,031.43</b>	<b>443,031.43</b>	<b>443,031.43</b>		<b>5.409</b>	<b>5.484</b>	<b>1</b>
<b>Bank Accounts</b>										
MB ACT 7627	10241	Moody Bank	09/01/2022	284,373.06	284,373.06	284,373.06	0.050	0.049	0.050	1
<b>Subtotal and Average</b>				<b>284,373.06</b>	<b>284,373.06</b>	<b>284,373.06</b>		<b>0.049</b>	<b>0.050</b>	<b>1</b>
<b>Total Investments and Average</b>				<b>727,404.49</b>	<b>727,404.49</b>	<b>727,404.49</b>		<b>3.314</b>	<b>3.360</b>	<b>1</b>

**Fund CN - Child Nutrition  
Investments by Fund  
February 29, 2024**

CUSIP	Investment #	Issuer	Purchase Date	Book Value	Par Value	Market Value	Current Rate	YTM 360	YTM 365	Maturity Days To Date Maturity
<b>Investment Pools</b>										
TX CNS-0005	10282	Texas Class	09/01/2022	2,739,522.64	2,739,522.64	2,739,522.64	5.484	5.409	5.484	1
TX DLY 1227-08	10235	Texas Range	09/01/2022	762,777.17	762,777.17	762,777.17	5.320	5.247	5.320	1
<b>Subtotal and Average</b>				<b>3,502,299.81</b>	<b>3,502,299.81</b>	<b>3,502,299.81</b>		<b>5.374</b>	<b>5.448</b>	<b>1</b>
<b>Bank Accounts</b>										
MB CN 7619	10245	Moody Bank	09/01/2022	514,075.02	514,075.02	514,075.02	0.050	0.049	0.050	1
<b>Subtotal and Average</b>				<b>514,075.02</b>	<b>514,075.02</b>	<b>514,075.02</b>		<b>0.049</b>	<b>0.050</b>	<b>1</b>
<b>Total Investments and Average</b>				<b>4,016,374.83</b>	<b>4,016,374.83</b>	<b>4,016,374.83</b>		<b>4.692</b>	<b>4.757</b>	<b>1</b>

**Fund BD 2022 CONS FD - Bond 2022 Construction Fund**  
**Investments by Fund**  
**February 29, 2024**

CUSIP	Investment #	Issuer	Purchase Date	Book Value	Par Value	Market Value	Current Rate	YTM 360	YTM 365	Maturity Date	Days To Maturity
<b>Federal Agency Coupon Securities</b>											
3130ATBM8	10252	FHLB Note	09/26/2022	7,658,870.34	7,660,000.00	7,657,319.00	3.625	4.359	4.420	03/08/2024	7
3130AQ3F8	10261	FHLB Note	09/27/2022	14,642,213.28	15,000,000.00	14,548,500.00	1.150	4.349	4.410	12/10/2024	284
<b>Subtotal and Average</b>				<b>22,301,083.62</b>	<b>22,660,000.00</b>	<b>22,205,819.00</b>		<b>4.353</b>	<b>4.413</b>		<b>188</b>
<b>Treasury Coupon Securities</b>											
91282CEK3	10255	US Treasury	09/26/2022	10,143,163.92	10,172,000.00	10,124,293.32	2.500	4.241	4.300	04/30/2024	60
91282CFG1	10256	US Treasury	09/26/2022	10,104,001.19	10,150,000.00	10,046,876.00	3.250	4.142	4.200	08/31/2024	183
91282CDS7	10267	US Treasury	09/27/2022	7,304,147.03	7,500,000.00	7,248,075.00	1.125	4.231	4.290	01/15/2025	320
91282CEX5	10268	US Treasury	09/27/2022	10,107,857.85	10,150,000.00	10,071,134.50	3.000	4.250	4.310	06/30/2024	121
9128283D0	10271	US Treasury	09/27/2022	10,170,522.17	10,300,000.00	10,100,798.00	2.250	4.181	4.240	10/31/2024	244
9128283Z1	10272	US Treasury	09/27/2022	10,184,290.30	10,330,000.00	10,100,777.30	2.750	4.191	4.250	02/28/2025	364
91282CDH1	10276	US Treasury	09/28/2022	9,415,517.13	9,650,000.00	9,357,122.50	0.750	4.320	4.380	11/15/2024	259
91282CED9	10277	US Treasury	09/28/2022	6,477,089.19	6,650,000.00	6,429,951.50	1.750	4.359	4.420	03/15/2025	379
91282CFA4	10278	US Treasury	09/28/2022	10,144,398.78	10,200,000.00	10,104,426.00	3.000	4.320	4.380	07/31/2024	152
91282CFN6	10279	US Treasury	09/30/2022	2,162,439.58	2,163,000.00	2,150,411.34	4.250	4.241	4.300	09/30/2024	213
<b>Subtotal and Average</b>				<b>86,213,427.14</b>	<b>87,265,000.00</b>	<b>85,733,865.46</b>		<b>4.244</b>	<b>4.303</b>		<b>221</b>
<b>Treasury Discounts -Amortizing</b>											
912797FH5	10290	US Treasury	05/18/2023	13,318,759.37	13,450,000.00	13,301,243.00	4.622	4.870	4.938	05/16/2024	76
912797GB7	10294	US Treasury	07/20/2023	21,792,925.99	22,200,000.00	21,781,086.00	5.001	5.281	5.354	07/11/2024	132
912797GK7	10295	US Treasury	08/28/2023	9,184,644.80	9,400,000.00	9,185,586.00	5.155	5.444	5.519	08/08/2024	160
912797GL5	10296	US Treasury	09/07/2023	2,205,268.00	2,265,000.00	2,205,498.45	5.051	5.340	5.414	09/05/2024	188
912797HE0	10297	US Treasury	11/16/2023	11,062,592.46	11,450,000.00	11,066,654.00	4.992	5.268	5.341	10/31/2024	244
912797HT7	10298	US Treasury	12/11/2023	8,726,966.42	8,850,000.00	8,725,746.00	5.160	5.383	5.458	06/06/2024	97
<b>Subtotal and Average</b>				<b>66,291,157.04</b>	<b>67,615,000.00</b>	<b>66,265,813.45</b>		<b>5.235</b>	<b>5.307</b>		<b>140</b>
<b>Municipal Bonds</b>											
010268CL2	10250	Alabama Fed Aid Hwy Fin Auth	09/27/2022	5,255,439.70	5,350,000.00	5,229,625.00	0.689	4.359	4.420	09/01/2024	184
13063DLZ9	10260	California ST Var Purp GO Bds	09/28/2022	7,092,834.42	7,100,000.00	7,086,084.00	3.000	4.201	4.260	04/01/2024	31
64966QCA6	10264	NY NY GO Bds Fiscal 2020	09/28/2022	2,933,371.22	2,960,000.00	2,921,105.60	2.130	4.422	4.483	08/01/2024	153
64990FA95	10275	NY ST Dorm Auth ST	09/29/2022	3,925,606.65	4,065,000.00	3,899,229.30	1.062	4.527	4.590	03/15/2025	379
88213AHL2	10265	TX A&M Univ Rev Fin Sys Bds	09/28/2022	2,991,062.01	3,000,000.00	2,983,980.00	2.884	4.340	4.400	05/15/2024	75
<b>Subtotal and Average</b>				<b>22,198,314.00</b>	<b>22,475,000.00</b>	<b>22,120,023.90</b>		<b>4.344</b>	<b>4.405</b>		<b>150</b>

**Fund BD 2022 CONS FD - Bond 2022 Construction Fund**  
**Investments by Fund**  
**February 29, 2024**

CUSIP	Investment #	Issuer	Purchase Date	Book Value	Par Value	Market Value	Current Rate	YTM 360	YTM 365	Maturity Days To Date Maturity
<b>Investment Pools</b>										
TX BD 2022	10284	Texas Class	09/01/2022	13,164,911.32	13,164,911.32	13,164,911.32	5.484	5.409	5.484	1
TX DLY 1227-05	10233	Texas Range	09/01/2022	0.00	0.00	0.00	2.430	2.396	2.430	1
<b>Subtotal and Average</b>				<b>13,164,911.32</b>	<b>13,164,911.32</b>	<b>13,164,911.32</b>	<b>5.409</b>	<b>5.484</b>		<b>1</b>
<b>Bank Accounts</b>										
MB BD CON 2022	10287	Moody Bank	09/08/2022	2,017,318.69	2,017,318.69	2,017,318.69	0.050	0.049	0.050	1
<b>Subtotal and Average</b>				<b>2,017,318.69</b>	<b>2,017,318.69</b>	<b>2,017,318.69</b>	<b>0.049</b>	<b>0.050</b>		<b>1</b>
<b>Money Market Accounts</b>										
FID BOND MM	10286	Fidelity Investments	09/22/2022	15,309,742.05	15,309,742.05	15,309,742.05	4.940	4.940	5.008	1
<b>Subtotal and Average</b>				<b>15,309,742.05</b>	<b>15,309,742.05</b>	<b>15,309,742.05</b>	<b>4.940</b>	<b>5.009</b>		<b>1</b>
<b>Total Investments and Average</b>				<b>227,495,953.86</b>	<b>230,506,972.06</b>	<b>226,817,493.87</b>	<b>4.630</b>	<b>4.694</b>		<b>158</b>

**Fund BD 2018 CONS FD - Bond 2018 Construction Fund**  
**Investments by Fund**  
**February 29, 2024**

CUSIP	Investment #	Issuer	Purchase Date	Book Value	Par Value	Market Value	Current Rate	YTM 360	YTM 365	Maturity Days To Date Maturity
<b>Bank Accounts</b>										
MB BD CON 2056	10242	Moody Bank	09/01/2022	5,738.82	5,738.82	5,738.82	0.050	0.049	0.050	1
<b>Subtotal and Average</b>				<b>5,738.82</b>	<b>5,738.82</b>	<b>5,738.82</b>		<b>0.049</b>	<b>0.050</b>	<b>1</b>
<b>Total Investments and Average</b>				<b>5,738.82</b>	<b>5,738.82</b>	<b>5,738.82</b>		<b>0.049</b>	<b>0.050</b>	<b>1</b>

**Fund BD 2023 CONS FD - Bond 2023 Construction Fund**  
**Investments by Fund**  
**February 29, 2024**

CUSIP	Investment #	Issuer	Purchase Date	Book Value	Par Value	Market Value	Current Rate	YTM 360	YTM 365	Maturity Days To Date Maturity
<b>Investment Pools</b>										
TX BD 2023	10291	Texas Class	05/03/2023	48,331,125.08	48,331,125.08	48,331,125.08	5.484	5.409	5.484	1
<b>Subtotal and Average</b>				<b>48,331,125.08</b>	<b>48,331,125.08</b>	<b>48,331,125.08</b>		<b>5.409</b>	<b>5.484</b>	<b>1</b>
<b>Bank Accounts</b>										
MB 23 BND 5610	10292	Moody Bank	05/23/2023	2,994,781.21	2,994,781.21	2,994,781.21	0.050	0.049	0.050	1
<b>Subtotal and Average</b>				<b>2,994,781.21</b>	<b>2,994,781.21</b>	<b>2,994,781.21</b>		<b>0.049</b>	<b>0.050</b>	<b>1</b>
<b>Total Investments and Average</b>				<b>51,325,906.29</b>	<b>51,325,906.29</b>	<b>51,325,906.29</b>		<b>5.096</b>	<b>5.167</b>	<b>1</b>



**Galveston ISD  
Summary by Type  
February 29, 2024  
Grouped by Fund**

TCG Advisors, a HUB Intl Co  
900 S Capital of Texas Hwy  
350  
Austin, TX 78746  
(512)600-5200

Security Type	Number of Investments	Par Value	Book Value	% of Portfolio	Average YTM 365	Average Days to Maturity
<b>Fund: Bond 2018 Construction Fund</b>						
Bank Accounts	1	5,738.82	5,738.82	0.00	0.050	1
<b>Subtotal</b>	<b>1</b>	<b>5,738.82</b>	<b>5,738.82</b>	<b>0.00</b>	<b>0.050</b>	<b>1</b>
<b>Fund: Bond 2022 Construction Fund</b>						
Federal Agency Coupon Securities	2	22,660,000.00	22,301,083.62	5.75	4.413	189
Money Market Accounts	1	15,309,742.05	15,309,742.05	3.95	5.009	1
Bank Accounts	1	2,017,318.69	2,017,318.69	0.52	0.050	1
Municipal Bonds	5	22,475,000.00	22,198,314.00	5.73	4.405	151
Investment Pools	2	13,164,911.32	13,164,911.32	3.40	5.484	1
Treasury Coupon Securities	10	87,265,000.00	86,213,427.14	22.24	4.303	222
Treasury Discounts -Amortizing	6	67,615,000.00	66,291,157.04	17.10	5.307	141
<b>Subtotal</b>	<b>27</b>	<b>230,506,972.06</b>	<b>227,495,953.86</b>	<b>58.69</b>	<b>4.694</b>	<b>158</b>
<b>Fund: Bond 2023 Construction Fund</b>						
Investment Pools	1	48,331,125.08	48,331,125.08	12.47	5.484	1
Bank Accounts	1	2,994,781.21	2,994,781.21	0.77	0.050	1
<b>Subtotal</b>	<b>2</b>	<b>51,325,906.29</b>	<b>51,325,906.29</b>	<b>13.24</b>	<b>5.167</b>	<b>1</b>
<b>Fund: Child Nutrition</b>						
Investment Pools	2	3,502,299.81	3,502,299.81	0.90	5.448	1
Bank Accounts	1	514,075.02	514,075.02	0.13	0.050	1
<b>Subtotal</b>	<b>3</b>	<b>4,016,374.83</b>	<b>4,016,374.83</b>	<b>1.03</b>	<b>4.757</b>	<b>1</b>
<b>Fund: Interest &amp; Sinking</b>						
Bank Accounts	1	2,051,105.71	2,051,105.71	0.53	0.050	1
Money Market Accounts	1	1,089,777.18	1,089,777.18	0.28	5.009	1
Investment Pools	2	7,388,928.07	7,388,928.07	1.91	5.479	1
<b>Subtotal</b>	<b>4</b>	<b>10,529,810.96</b>	<b>10,529,810.96</b>	<b>2.72</b>	<b>4.373</b>	<b>1</b>
<b>Fund: General Operating</b>						
Investment Pools	2	78,728,423.61	78,728,423.61	20.31	5.460	1

Galveston ISD  
 Summary by Type  
 February 29, 2024  
 Grouped by Fund

Security Type	Number of Investments	Par Value	Book Value	% of Portfolio	Average YTM 365	Average Days to Maturity
<b>Fund: General Operating</b>						
Bank Accounts	2	14,884,729.76	14,884,729.76	3.84	4.051	1
<b>Subtotal</b>	<b>4</b>	<b>93,613,153.37</b>	<b>93,613,153.37</b>	<b>24.15</b>	<b>5.236</b>	<b>1</b>
<b>Fund: Student Activity</b>						
Investment Pools	1	443,031.43	443,031.43	0.11	5.484	1
Bank Accounts	1	284,373.06	284,373.06	0.07	0.050	1
<b>Subtotal</b>	<b>2</b>	<b>727,404.49</b>	<b>727,404.49</b>	<b>0.18</b>	<b>3.360</b>	<b>1</b>
<b>Total and Average</b>	<b>43</b>	<b>390,725,360.82</b>	<b>387,714,342.62</b>	<b>100.00</b>	<b>4.877</b>	<b>93</b>



**Galveston ISD  
Purchases Report  
Sorted by Fund - Purchase Date  
December 1, 2023 - February 29, 2024**

TCG Advisors, a HUB Intl Co  
900 S Capital of Texas Hwy  
350  
Austin, TX 78746  
(512)600-5200

CUSIP	Investment #	Fund	Sec. Type	Issuer	Original Par Value	Purchase Date	Payment Periods	Principal Purchased	Accrued Interest at Purchase	Rate at Purchase	Maturity Date	YTM	Ending Book Value
<b>Bond 2022 Construction Fund</b>													
912797HT7	10298	BD 2022	ATD	USTR	8,850,000.00	12/11/2023	06/06 - At Maturity	8,624,227.03		5.160	06/06/2024	5.383	8,726,966.42
				<b>Subtotal</b>	<b>8,850,000.00</b>			<b>8,624,227.03</b>	<b>0.00</b>				<b>8,726,966.42</b>
				<b>Total Purchases</b>	<b>8,850,000.00</b>			<b>8,624,227.03</b>	<b>0.00</b>				<b>8,726,966.42</b>



**Galveston ISD  
Maturity Report  
Sorted by Maturity Date**

TCG Advisors, a HUB Intl Co  
900 S Capital of Texas Hwy  
350  
Austin, TX 78746  
(512)600-5200

**Amounts due during December 1, 2023 - February 29, 2024**

CUSIP	Investment #	Fund	Sec. Type	Issuer	Par Value	Maturity Date	Purchase Date	Rate at Maturity	Book Value at Maturity	Interest	Maturity Proceeds	Net Income
3130ATBL0	10251	BD 2022	FAC	FHLB	8,485,000.00	12/08/2023	09/26/2022	3.625	8,485,000.00	153,790.63	8,638,790.63	153,790.63
9128285Z9	10280	BD 2022	TRC	USTR	6,700,000.00	01/31/2024	09/28/2022	2.500	6,700,000.00	83,750.00	6,783,750.00	83,750.00
9128286G0	10281	BD 2022	TRC	USTR	7,600,000.00	02/29/2024	09/28/2022	2.375	7,600,000.00	90,250.00	7,690,250.00	90,250.00
<b>Total Maturities</b>					<b>22,785,000.00</b>				<b>22,785,000.00</b>	<b>327,790.63</b>	<b>23,112,790.63</b>	<b>327,790.63</b>



**Galveston ISD**  
**Interest Earnings**  
**Sorted by Fund - Maturity Date**  
**December 1, 2023 - February 29, 2024**  
**Yield on Beginning Book Value**

TCG Advisors, a HUB Intl Co  
900 S Capital of Texas Hwy  
350  
Austin, TX 78746  
(512)600-5200

CUSIP	Investment #	Fund	Security Type	Ending Par Value	Beginning Book Value	Ending Book Value	Maturity Date	Current Rate	Annualized Yield	Adjusted Interest Earnings		
										Interest Earned	Amortization/ Accretion	Adjusted Interest Earnings
<b>Fund: Bond 2018 Construction Fund</b>												
MB BD CON 2056	10242	BD 2018	RR2	5,738.82	5,738.10	5,738.82		0.050	0.050	0.72	0.00	0.72
<b>Subtotal</b>				<b>5,738.82</b>	<b>5,738.10</b>	<b>5,738.82</b>			<b>0.050</b>	<b>0.72</b>	<b>0.00</b>	<b>0.72</b>
<b>Fund: Bond 2022 Construction Fund</b>												
TX BD 2022	10284	BD 2022	RRP	13,164,911.32	16,450,787.51	13,164,911.32		5.484	5.221	214,123.81	0.00	214,123.81
FID BOND MM	10286	BD 2022	RR3	15,309,742.05	13,140.29	15,309,742.05		4.940	***.***	35,851.66	0.00	35,851.66
MB BD CON 2022	10287	BD 2022	RR2	2,017,318.69	1,020,772.48	2,017,318.69		0.050	0.052	132.22	0.00	132.22
3130ATBL0	10251	BD 2022	FAC	0.00	8,483,761.83	0.00	12/08/2023	3.625	4.437	5,980.75	1,238.17	7,218.92
9128285Z9	10280	BD 2022	TRC	0.00	6,679,541.43	0.00	01/31/2024	2.500	4.320	27,764.95	20,458.57	48,223.52
9128286G0	10281	BD 2022	TRC	0.00	7,563,606.25	0.00	02/29/2024	2.375	4.344	44,629.12	36,393.75	81,022.87
3130ATBM8	10252	BD 2022	FAC	7,660,000.00	7,644,346.21	7,658,870.34	03/08/2024	3.625	4.404	69,418.75	14,524.13	83,942.88
13063DLZ9	10260	BD 2022	MC1	7,100,000.00	7,071,337.68	7,092,834.42	04/01/2024	3.000	4.240	53,250.00	21,496.74	74,746.74
91282CEK3	10255	BD 2022	TRC	10,172,000.00	10,099,429.19	10,143,163.92	04/30/2024	2.500	4.262	63,575.00	43,734.73	107,309.73
88213AHL2	10265	BD 2022	MC1	3,000,000.00	2,980,191.48	2,991,062.01	05/15/2024	2.884	4.374	21,630.00	10,870.53	32,500.53
912797FH5	10290	BD 2022	ATD	13,450,000.00	13,161,615.98	13,318,759.37	05/16/2024	4.622	4.789	0.00	157,143.39	157,143.39
912797HT7	10298	BD 2022	ATD	8,850,000.00	0.00	8,726,966.42	06/06/2024	5.160	5.368	0.00	102,739.39	102,739.39
91282CEX5	10268	BD 2022	TRC	10,150,000.00	10,076,164.17	10,107,857.85	06/30/2024	3.000	4.281	75,852.22	31,693.68	107,545.90
912797GB7	10294	BD 2022	ATD	22,200,000.00	21,512,291.64	21,792,925.99	07/11/2024	5.001	5.232	0.00	280,634.35	280,634.35
91282CFA4	10278	BD 2022	TRC	10,200,000.00	10,111,111.20	10,144,398.78	07/31/2024	3.000	4.333	75,942.61	33,287.58	109,230.19
64966QCA6	10264	BD 2022	MC1	2,960,000.00	2,917,393.95	2,933,371.22	08/01/2024	2.130	4.364	15,762.00	15,977.27	31,739.27
912797GK7	10295	BD 2022	ATD	9,400,000.00	9,062,161.54	9,184,644.80	08/08/2024	5.155	5.421	0.00	122,483.26	122,483.26
91282CFG1	10256	BD 2022	TRC	10,150,000.00	10,081,127.47	10,104,001.19	08/31/2024	3.250	4.191	82,458.90	22,873.72	105,332.62
010268CL2	10250	BD 2022	MC1	5,350,000.00	5,208,159.55	5,255,439.70	09/01/2024	0.689	4.351	9,215.37	47,280.15	56,495.52
912797GL5	10296	BD 2022	ATD	2,265,000.00	2,176,355.18	2,205,268.00	09/05/2024	5.051	5.329	0.00	28,912.82	28,912.82
91282CFN6	10279	BD 2022	TRC	2,163,000.00	2,162,200.15	2,162,439.58	09/30/2024	4.250	4.284	22,856.29	239.43	23,095.72
9128283D0	10271	BD 2022	TRC	10,300,000.00	10,122,233.31	10,170,522.17	10/31/2024	2.250	4.209	57,937.50	48,288.86	106,226.36
912797HE0	10297	BD 2022	ATD	11,450,000.00	10,918,108.50	11,062,592.46	10/31/2024	4.992	5.308	0.00	144,483.96	144,483.96
91282CDH1	10276	BD 2022	TRC	9,650,000.00	9,333,131.25	9,415,517.13	11/15/2024	0.750	4.318	18,093.75	82,385.88	100,479.63
3130AQ3F8	10261	BD 2022	FAC	15,000,000.00	14,526,798.22	14,642,213.28	12/10/2024	1.150	4.377	43,125.00	115,415.06	158,540.06
91282CDS7	10267	BD 2022	TRC	7,500,000.00	7,248,451.34	7,304,147.03	01/15/2025	1.125	4.243	20,980.37	55,695.69	76,676.06
9128283Z1	10272	BD 2022	TRC	10,330,000.00	10,147,862.87	10,184,290.30	02/28/2025	2.750	4.247	71,010.26	36,427.43	107,437.69
91282CED9	10277	BD 2022	TRC	6,650,000.00	6,435,572.34	6,477,089.19	03/15/2025	1.750	4.401	29,093.75	41,516.85	70,610.60

Portfolio GALV  
AP

IE (PRF\_IE) 7.3.11  
Report Ver. 7.3.11

**Galveston ISD**  
**Interest Earnings**  
**December 1, 2023 - February 29, 2024**

CUSIP	Investment #	Fund	Security Type	Ending Par Value	Beginning Book Value	Ending Book Value	Maturity Date	Current Rate	Annualized Yield	Adjusted Interest Earnings		
										Interest Earned	Amortization/ Accretion	Adjusted Interest Earnings
<b>Fund: Bond 2022 Construction Fund</b>												
64990FA95	10275	BD 2022	MC1	4,065,000.00	3,892,062.80	3,925,606.65	03/15/2025	1.062	4.569	10,792.58	33,543.85	44,336.43
<b>Subtotal</b>				<b>230,506,972.06</b>	<b>227,099,715.81</b>	<b>227,495,953.86</b>			<b>4.676</b>	<b>1,069,476.86</b>	<b>1,549,739.24</b>	<b>2,619,216.10</b>
<b>Fund: Bond 2023 Construction Fund</b>												
TX BD 2023	10291	BD 2023	RRP	48,331,125.08	50,635,752.34	48,331,125.08		5.484	5.508	695,372.74	0.00	695,372.74
MB 23 BND 5610	10292	BD 2023	RR2	2,994,781.21	3,925,558.79	2,994,781.21		0.050	0.034	330.00	0.00	330.00
<b>Subtotal</b>				<b>51,325,906.29</b>	<b>54,561,311.13</b>	<b>51,325,906.29</b>			<b>5.114</b>	<b>695,702.74</b>	<b>0.00</b>	<b>695,702.74</b>
<b>Fund: Child Nutrition</b>												
TX CNS-0005	10282	CN	RRP	2,739,522.64	1,671,750.79	2,739,522.64		5.484	6.784	28,277.17	0.00	28,277.17
TX DLY 1227-08	10235	CN	RRP	762,777.17	752,701.96	762,777.17		5.320	5.369	10,075.21	0.00	10,075.21
MB CN 7619	10245	CN	RR2	514,075.02	1,024,046.10	514,075.02		0.050	0.032	82.56	0.00	82.56
<b>Subtotal</b>				<b>4,016,374.83</b>	<b>3,448,498.85</b>	<b>4,016,374.83</b>			<b>4.470</b>	<b>38,434.94</b>	<b>0.00</b>	<b>38,434.94</b>
<b>Fund: Interest &amp; Sinking</b>												
TX DEBT-0002	10238	DS	RRP	7,164,077.17	4,623,158.31	7,164,077.17		5.484	9.897	114,070.49	0.00	114,070.49
TX DLY 1227-04	10232	DS	RRP	224,850.90	221,880.93	224,850.90		5.320	5.369	2,969.97	0.00	2,969.97
MB DS MM 7635	10244	DS	RR3	1,089,777.18	1,076,758.84	1,089,777.18		4.940	4.849	13,018.34	0.00	13,018.34
MB DS 2049	10243	DS	RR2	2,051,105.71	2,050,850.05	2,051,105.71		0.050	0.050	255.66	0.00	255.66
<b>Subtotal</b>				<b>10,529,810.96</b>	<b>7,972,648.13</b>	<b>10,529,810.96</b>			<b>6.556</b>	<b>130,314.46</b>	<b>0.00</b>	<b>130,314.46</b>
<b>Fund: General Operating</b>												
TX GEN-0001	10237	GEN OP	RRP	67,080,162.90	9,724,106.84	67,080,162.90		5.484	21.075	510,930.65	0.00	510,930.65
TX DLY 1227-02	10231	GEN OP	RRP	11,648,260.71	11,494,403.72	11,648,260.71		5.320	5.369	153,856.99	0.00	153,856.99
MB GEN 0616	10293	GEN OP	RR2	10,447,883.09	10,301,880.61	10,447,883.09		5.750	5.685	146,002.48	0.00	146,002.48
MB GEN 7601	10246	GEN OP	RR2	4,436,846.67	3,780,145.47	4,436,846.67		0.050	0.056	528.40	0.00	528.40
<b>Subtotal</b>				<b>93,613,153.37</b>	<b>35,300,536.64</b>	<b>93,613,153.37</b>			<b>9.219</b>	<b>811,318.52</b>	<b>0.00</b>	<b>811,318.52</b>
<b>Fund: Student Activity</b>												
TX ACT-0004	10240	STUACT	RRP	443,031.43	436,972.34	443,031.43		5.484	5.562	6,059.09	0.00	6,059.09
MB ACT 7627	10241	STUACT	RR2	284,373.06	358,879.33	284,373.06		0.050	0.048	43.27	0.00	43.27
<b>Subtotal</b>				<b>727,404.49</b>	<b>795,851.67</b>	<b>727,404.49</b>			<b>3.076</b>	<b>6,102.36</b>	<b>0.00</b>	<b>6,102.36</b>
<b>Total</b>				<b>390,725,360.82</b>	<b>329,184,300.33</b>	<b>387,714,342.62</b>			<b>5.280</b>	<b>2,751,350.60</b>	<b>1,549,739.24</b>	<b>4,301,089.84</b>



**Galveston ISD  
Accrued Interest  
Sorted by Fund - Maturity Date  
December 1, 2023 - February 29, 2024**

TCG Advisors, a HUB Intl Co  
900 S Capital of Texas Hwy  
350  
Austin, TX 78746  
(512)600-5200

CUSIP	Investment #	Security Type	Par Value	Maturity Date	Current Rate	* Beginning Accrued Interest	Adjusted Acc'd Int. at Purchase During Period	Interest Earned	Interest Received	* Ending Accrued Interest
<b>Bond 2018 Construction Fund</b>										
MB BD CON 2056	10242	RR2	5,738.82		0.050	0.00	0.00	0.72	0.72	0.00
		<b>Subtotal</b>	<b>5,738.82</b>			<b>0.00</b>	<b>0.00</b>	<b>0.72</b>	<b>0.72</b>	<b>0.00</b>
<b>Bond 2022 Construction Fund</b>										
TX BD 2022	10284	RRP	13,164,911.32		5.484	0.00	0.00	214,123.81	214,123.81	0.00
TX DLY 1227-05	10233	RRP	0.00		2.430	0.00	0.00	0.00	0.00	0.00
MB BD CON 2022	10287	RR2	2,017,318.69		0.050	0.00	0.00	132.22	132.22	0.00
FID BOND MM	10286	RR3	15,309,742.05		4.940	0.00	0.00	35,851.66	35,851.66	0.00
3130ATBL0	10251	FAC	0.00	12/08/2023	3.625	147,809.88	0.00	5,980.75	153,790.63	0.00
9128285Z9	10280	TRC	0.00	01/31/2024	2.500	55,985.05	0.00	27,764.95	83,750.00	0.00
9128286G0	10281	TRC	0.00	02/29/2024	2.375	45,620.88	0.00	44,629.12	90,250.00	0.00
3130ATBM8	10252	FAC	7,660,000.00	03/08/2024	3.625	64,019.51	0.00	69,418.75	0.00	133,438.26
13063DLZ9	10260	MC1	7,100,000.00	04/01/2024	3.000	35,500.00	0.00	53,250.00	0.00	88,750.00
91282CEK3	10255	TRC	10,172,000.00	04/30/2024	2.500	21,657.42	0.00	63,575.00	0.00	85,232.42
88213AHL2	10265	MC1	3,000,000.00	05/15/2024	2.884	3,845.33	0.00	21,630.00	0.00	25,475.33
912797FH5	10290	ATD	13,450,000.00	05/16/2024	4.622	0.00	0.00	0.00	0.00	0.00
912797HT7	10298	ATD	8,850,000.00	06/06/2024	5.160	0.00	0.00	0.00	0.00	0.00
91282CEX5	10268	TRC	10,150,000.00	06/30/2024	3.000	127,426.63	0.00	75,852.22	152,250.00	51,028.85
912797GB7	10294	ATD	22,200,000.00	07/11/2024	5.001	0.00	0.00	0.00	0.00	0.00
91282CFA4	10278	TRC	10,200,000.00	07/31/2024	3.000	102,277.17	0.00	75,942.61	153,000.00	25,219.78
64966QCA6	10264	MC1	2,960,000.00	08/01/2024	2.130	21,016.00	0.00	15,762.00	31,524.00	5,254.00
912797GK7	10295	ATD	9,400,000.00	08/08/2024	5.155	0.00	0.00	0.00	0.00	0.00
91282CFG1	10256	TRC	10,150,000.00	08/31/2024	3.250	83,375.00	0.00	82,458.90	164,937.50	896.40
010268CL2	10250	MC1	5,350,000.00	09/01/2024	0.689	9,215.38	0.00	9,215.37	0.00	18,430.75
912797GL5	10296	ATD	2,265,000.00	09/05/2024	5.051	0.00	0.00	0.00	0.00	0.00
91282CFN6	10279	TRC	2,163,000.00	09/30/2024	4.250	15,572.42	0.00	22,856.29	0.00	38,428.71
9128283D0	10271	TRC	10,300,000.00	10/31/2024	2.250	19,736.95	0.00	57,937.50	0.00	77,674.45
912797HE0	10297	ATD	11,450,000.00	10/31/2024	4.992	0.00	0.00	0.00	0.00	0.00
91282CDH1	10276	TRC	9,650,000.00	11/15/2024	0.750	3,181.32	0.00	18,093.75	0.00	21,275.07
3130AQ3F8	10261	FAC	15,000,000.00	12/10/2024	1.150	81,937.50	0.00	43,125.00	86,250.00	38,812.50
91282CDS7	10267	TRC	7,500,000.00	01/15/2025	1.125	31,869.90	0.00	20,980.37	42,187.50	10,662.77
9128283Z1	10272	TRC	10,330,000.00	02/28/2025	2.750	71,799.18	0.00	71,010.26	142,037.50	771.94
91282CED9	10277	TRC	6,650,000.00	03/15/2025	1.750	24,617.79	0.00	29,093.75	0.00	53,711.54
64990FA95	10275	MC1	4,065,000.00	03/15/2025	1.062	9,113.73	0.00	10,792.58	0.00	19,906.31
		<b>Subtotal</b>	<b>230,506,972.06</b>			<b>975,577.04</b>	<b>0.00</b>	<b>1,069,476.86</b>	<b>1,350,084.82</b>	<b>694,969.08</b>

\* Beginning Accrued may not include investments that redeemed in the previous month that had outstanding accrued interest. Ending Accrued includes outstanding purchase interest.

Portfolio GALV

AC

AI (PRF\_AI) 7.3.11

**Galveston ISD  
Accrued Interest  
Sorted by Fund - Maturity Date**

CUSIP	Investment #	Security Type	Par Value	Maturity Date	Current Rate	* Beginning Accrued Interest	Adjusted Acc'd Int. at Purchase During Period	Interest Earned	Interest Received	* Ending Accrued Interest
<b>Bond 2023 Construction Fund</b>										
TX BD 2023	10291	RRP	48,331,125.08		5.484	0.00	0.00	695,372.74	695,372.74	0.00
MB 23 BND 5610	10292	RR2	2,994,781.21		0.050	0.00	0.00	330.00	330.00	0.00
		<b>Subtotal</b>	<b>51,325,906.29</b>			<b>0.00</b>	<b>0.00</b>	<b>695,702.74</b>	<b>695,702.74</b>	<b>0.00</b>
<b>Child Nutrition</b>										
TX CNS-0005	10282	RRP	2,739,522.64		5.484	0.00	0.00	28,277.17	28,277.17	0.00
TX DLY 1227-08	10235	RRP	762,777.17		5.320	0.00	0.00	10,075.21	10,075.21	0.00
MB CN 7619	10245	RR2	514,075.02		0.050	0.00	0.00	82.56	82.56	0.00
		<b>Subtotal</b>	<b>4,016,374.83</b>			<b>0.00</b>	<b>0.00</b>	<b>38,434.94</b>	<b>38,434.94</b>	<b>0.00</b>
<b>Interest &amp; Sinking</b>										
TX DEBT-0002	10238	RRP	7,164,077.17		5.484	0.00	0.00	114,070.49	114,070.49	0.00
TX DLY 1227-04	10232	RRP	224,850.90		5.320	0.00	0.00	2,969.97	2,969.97	0.00
MB DS 2049	10243	RR2	2,051,105.71		0.050	0.00	0.00	255.66	255.66	0.00
MB DS MM 7635	10244	RR3	1,089,777.18		4.940	0.00	0.00	13,018.34	13,018.34	0.00
		<b>Subtotal</b>	<b>10,529,810.96</b>			<b>0.00</b>	<b>0.00</b>	<b>130,314.46</b>	<b>130,314.46</b>	<b>0.00</b>
<b>General Operating</b>										
TX GEN-0001	10237	RRP	67,080,162.90		5.484	0.00	0.00	510,930.65	510,930.65	0.00
TX DLY 1227-02	10231	RRP	11,648,260.71		5.320	0.00	0.00	153,856.99	153,856.99	0.00
MB GEN 7601	10246	RR2	4,436,846.67		0.050	0.00	0.00	528.40	528.40	0.00
MB GEN 0616	10293	RR2	10,447,883.09		5.750	0.00	0.00	146,002.48	146,002.48	0.00
		<b>Subtotal</b>	<b>93,613,153.37</b>			<b>0.00</b>	<b>0.00</b>	<b>811,318.52</b>	<b>811,318.52</b>	<b>0.00</b>
<b>Student Activity</b>										
TX ACT-0004	10240	RRP	443,031.43		5.484	0.00	0.00	6,059.09	6,059.09	0.00
MB ACT 7627	10241	RR2	284,373.06		0.050	0.00	0.00	43.27	43.27	0.00
		<b>Subtotal</b>	<b>727,404.49</b>			<b>0.00</b>	<b>0.00</b>	<b>6,102.36</b>	<b>6,102.36</b>	<b>0.00</b>
		<b>Total</b>	<b>390,725,360.82</b>			<b>975,577.04</b>	<b>0.00</b>	<b>2,751,350.80</b>	<b>3,031,958.56</b>	<b>694,969.08</b>

\* Beginning Accrued may not include investments that redeemed in the previous month that had outstanding accrued interest. Ending Accrued includes outstanding purchase interest.



**Galveston ISD  
Inventory by Maturity Report  
February 29, 2024**

TCG Advisors, a HUB Intl Co  
900 S Capital of Texas Hwy  
350  
Austin, TX 78746  
(512)600-5200

CUSIP	Investment #	Fund	Sec. Type	Issuer	Purchase Date	Book Value	Current Rate	Maturity/Call Date	Maturity Amount	Total Days	Par Value	YTM/YTC		Days to Mat./Call
												360	365	
3130ATBM8	10252	BD 2022	FAC	FHLB Note	09/26/2022	7,658,870.34	3.625	03/08/2024	7,660,000.00	529	7,660,000.00	4.359	4.420	7
3130AQ3F8	10261	BD 2022	FAC	FHLB Note	09/27/2022	14,642,213.28	1.150	03/10/2024	15,000,000.00	530	15,000,000.00	5.295	5.368	9
13063DLZ9	10260	BD 2022	MC1	California ST Var Purp GO	09/28/2022	7,092,834.42	3.000	04/01/2024	7,100,000.00	551	7,100,000.00	4.202	4.260	31
91282CEK3	10255	BD 2022	TRC	US Treasury	09/26/2022	10,143,163.92	2.500	04/30/2024	10,172,000.00	582	10,172,000.00	4.241	4.300	60
88213AHL2	10265	BD 2022	MC1	TX A&M Univ Rev Fin Sys	09/28/2022	2,991,062.01	2.884	05/15/2024	3,000,000.00	595	3,000,000.00	4.340	4.400	75
912797FH5	10290	BD 2022	ATD	US Treasury	05/18/2023	13,318,759.37	4.622	05/16/2024	13,450,000.00	364	13,450,000.00	4.871	4.938	76
912797HT7	10298	BD 2022	ATD	US Treasury	12/11/2023	8,726,966.42	5.160	06/06/2024	8,850,000.00	178	8,850,000.00	5.383	5.458	97
91282CEX5	10268	BD 2022	TRC	US Treasury	09/27/2022	10,107,857.85	3.000	06/30/2024	10,150,000.00	642	10,150,000.00	4.251	4.310	121
912797GB7	10294	BD 2022	ATD	US Treasury	07/20/2023	21,792,925.99	5.001	07/11/2024	22,200,000.00	357	22,200,000.00	5.282	5.355	132
91282CFA4	10278	BD 2022	TRC	US Treasury	09/28/2022	10,144,398.78	3.000	07/31/2024	10,200,000.00	672	10,200,000.00	4.320	4.380	152
64966QCA6	10264	BD 2022	MC1	NY NY GO Bds Fiscal 2020	09/28/2022	2,933,371.22	2.130	08/01/2024	2,960,000.00	673	2,960,000.00	4.422	4.484	153
912797GK7	10295	BD 2022	ATD	US Treasury	08/28/2023	9,184,644.80	5.155	08/08/2024	9,400,000.00	346	9,400,000.00	5.444	5.520	160
91282CFG1	10256	BD 2022	TRC	US Treasury	09/26/2022	10,104,001.19	3.250	08/31/2024	10,150,000.00	705	10,150,000.00	4.142	4.200	183
010268CL2	10250	BD 2022	MC1	Alabama Fed Aid Hwy Fin	09/27/2022	5,255,439.70	0.689	09/01/2024	5,350,000.00	705	5,350,000.00	4.359	4.420	184
912797GL5	10296	BD 2022	ATD	US Treasury	09/07/2023	2,205,268.00	5.051	09/05/2024	2,265,000.00	364	2,265,000.00	5.340	5.415	188
91282CFN6	10279	BD 2022	TRC	US Treasury	09/30/2022	2,162,439.58	4.250	09/30/2024	2,163,000.00	731	2,163,000.00	4.241	4.300	213
9128283D0	10271	BD 2022	TRC	US Treasury	09/27/2022	10,170,522.17	2.250	10/31/2024	10,300,000.00	765	10,300,000.00	4.182	4.240	244
912797HE0	10297	BD 2022	ATD	US Treasury	11/16/2023	11,062,592.46	4.992	10/31/2024	11,450,000.00	350	11,450,000.00	5.268	5.341	244
91282CDH1	10276	BD 2022	TRC	US Treasury	09/28/2022	9,415,517.13	0.750	11/15/2024	9,650,000.00	779	9,650,000.00	4.320	4.380	259
91282CDS7	10267	BD 2022	TRC	US Treasury	09/27/2022	7,304,147.03	1.125	01/15/2025	7,500,000.00	841	7,500,000.00	4.231	4.290	320
9128283Z1	10272	BD 2022	TRC	US Treasury	09/27/2022	10,184,290.30	2.750	02/28/2025	10,330,000.00	885	10,330,000.00	4.192	4.250	364
64990FA95	10275	BD 2022	MC1	NY ST Dorm Auth ST	09/29/2022	3,925,606.65	1.062	03/15/2025	4,065,000.00	898	4,065,000.00	4.527	4.590	379
91282CED9	10277	BD 2022	TRC	US Treasury	09/28/2022	6,477,089.19	1.750	03/15/2025	6,650,000.00	899	6,650,000.00	4.359	4.420	379
<b>Subtotal and Average</b>						<b>197,003,981.80</b>			<b>200,015,000.00</b>		<b>200,015,000.00</b>	<b>4.671</b>	<b>4.736</b>	<b>162</b>
<b>Net Maturities and Average</b>						<b>197,003,981.80</b>			<b>200,015,000.00</b>		<b>200,015,000.00</b>	<b>4.671</b>	<b>4.736</b>	<b>162</b>



**Galveston ISD**  
**Projected Cashflow Report**  
**Sorted by Monthly**  
**For the Period March 1, 2024 - August 31, 2024**

TCG Advisors, a HUB Intl Co  
900 S Capital of Texas Hwy  
350  
Austin, TX 78746  
(512)600-5200

Projected Trans. Date	Investment #	Fund	Security ID	Transaction Type	Issuer	Par Value	Original Cost	Principal	Interest	Total
<b>March 2024</b>										
03/01/2024	10250	BD 2022	010268CL2	Interest	Alabama Fed Aid Hwy Fin Auth	0.00	0.00	0.00	18,430.75	18,430.75
03/08/2024	10252	BD 2022	3130ATBM8	Maturity	FHLB Note	7,660,000.00	7,575,740.00	7,660,000.00	138,837.50	7,798,837.50
03/10/2024	10261	BD 2022	3130AQ3F8	Call	FHLB Note	15,000,000.00	13,983,045.00	15,000,000.00	0.00	15,000,000.00
03/15/2024	10275	BD 2022	64990FA95	Interest	NY ST Dorm Auth ST	0.00	0.00	0.00	21,585.15	21,585.15
03/15/2024	10277	BD 2022	91282CED9	Interest	US Treasury	0.00	0.00	0.00	58,187.50	58,187.50
03/31/2024	10279	BD 2022	91282CFN6	Interest	US Treasury	0.00	0.00	0.00	45,963.75	45,963.75
<b>Total for March 2024</b>						<b>22,660,000.00</b>	<b>21,558,785.00</b>	<b>22,660,000.00</b>	<b>283,004.65</b>	<b>22,943,004.65</b>
<b>April 2024</b>										
04/01/2024	10260	BD 2022	13063DLZ9	Maturity	California ST Var Purp GO Bds	7,100,000.00	6,970,283.00	7,100,000.00	106,500.00	7,206,500.00
04/30/2024	10255	BD 2022	91282CEK3	Maturity	US Treasury	10,172,000.00	9,892,270.00	10,172,000.00	127,150.00	10,299,150.00
04/30/2024	10271	BD 2022	9128283D0	Interest	US Treasury	0.00	0.00	0.00	115,875.00	115,875.00
<b>Total for April 2024</b>						<b>17,272,000.00</b>	<b>16,862,553.00</b>	<b>17,272,000.00</b>	<b>349,525.00</b>	<b>17,621,525.00</b>
<b>May 2024</b>										
05/15/2024	10265	BD 2022	88213AHL2	Maturity	TX A&M Univ Rev Fin Sys Bds	3,000,000.00	2,929,080.00	3,000,000.00	43,260.00	3,043,260.00
05/15/2024	10276	BD 2022	91282CDH1	Interest	US Treasury	0.00	0.00	0.00	36,187.50	36,187.50
05/16/2024	10290	BD 2022	912797FH5	Maturity	US Treasury	13,450,000.00	12,821,406.45	13,450,000.00	0.00	13,450,000.00
<b>Total for May 2024</b>						<b>16,450,000.00</b>	<b>15,750,486.45</b>	<b>16,450,000.00</b>	<b>79,447.50</b>	<b>16,529,447.50</b>
<b>June 2024</b>										
06/06/2024	10298	BD 2022	912797HT7	Maturity	US Treasury	8,850,000.00	8,624,207.03	8,850,000.00	0.00	8,850,000.00
06/10/2024	10261	BD 2022	3130AQ3F8	Interest	FHLB Note	0.00	0.00	0.00	86,250.00	86,250.00
06/30/2024	10268	BD 2022	91282CEX5	Maturity	US Treasury	10,150,000.00	9,926,382.81	10,150,000.00	152,250.00	10,302,250.00
<b>Total for June 2024</b>						<b>19,000,000.00</b>	<b>18,550,589.84</b>	<b>19,000,000.00</b>	<b>238,500.00</b>	<b>19,238,500.00</b>
<b>July 2024</b>										
07/11/2024	10294	BD 2022	912797GB7	Maturity	US Treasury	22,200,000.00	21,099,029.85	22,200,000.00	0.00	22,200,000.00
07/15/2024	10267	BD 2022	91282CDS7	Interest	US Treasury	0.00	0.00	0.00	42,187.50	42,187.50
07/31/2024	10278	BD 2022	91282CFA4	Maturity	US Treasury	10,200,000.00	9,954,164.06	10,200,000.00	153,000.00	10,353,000.00
<b>Total for July 2024</b>						<b>32,400,000.00</b>	<b>31,053,193.91</b>	<b>32,400,000.00</b>	<b>195,187.50</b>	<b>32,595,187.50</b>
<b>August 2024</b>										
08/01/2024	10264	BD 2022	64966QCA6	Maturity	NY NY GO Bds Fiscal 2020	2,960,000.00	2,842,280.80	2,960,000.00	31,524.00	2,991,524.00
08/08/2024	10295	BD 2022	912797GK7	Maturity	US Treasury	9,400,000.00	8,934,274.39	9,400,000.00	0.00	9,400,000.00
08/31/2024	10256	BD 2022	91282CFG1	Maturity	US Treasury	10,150,000.00	9,972,771.48	10,150,000.00	164,937.50	10,314,937.50

Portfolio GALV  
AP  
PC (PRF\_PC) 7.3.11  
Report Ver. 7.3.11

**Galveston ISD**  
**Projected Cashflow Report**  
**For the Period March 1, 2024 - August 31, 2024**

Projected Trans. Date	Investment #	Fund	Security ID	Transaction Type	Issuer	Par Value	Original Cost	Principal	Interest	Total
<b>August 2024</b>										
08/31/2024	10272	BD 2022	9128283Z1	Interest	US Treasury	0.00	0.00	0.00	142,037.50	142,037.50
<b>Total for August 2024</b>						<b>22,510,000.00</b>	<b>21,749,326.67</b>	<b>22,510,000.00</b>	<b>338,499.00</b>	<b>22,848,499.00</b>
<b>GRAND TOTALS:</b>						<b>130,292,000.00</b>	<b>125,524,934.87</b>	<b>130,292,000.00</b>	<b>1,484,163.65</b>	<b>131,776,163.65</b>

GALVESTON ISD  
TAX COLLECTIONS BY FUND  
AS OF 2/29/2024

FUND	FUND	OBJ	OBJ	Revised Budget 2023-2024	FYTD Activity 2023-2024	February 2023-2024 Monthly Activity	2022-23 FYTD (UNDER)/Over Budget
199	GENERAL FUND	5711	TAXES-CURRENT YEAR	\$ 90,342,314	\$ 78,112,833	\$ 19,216,723	\$ (12,229,481)
199	GENERAL FUND	5712	TAXES-DELINQUENT	\$ 1,671,332	\$ 793,573	\$ 153,196	\$ (877,759)
199	GENERAL FUND	5719	PENALTY/INT/OTHER TAX REVENUE	\$ 1,000,000	\$ 360,886	\$ 130,842	\$ (639,114)
FUND TOTAL				\$ 93,013,646	\$ 79,267,292	\$ 19,500,761	\$ (13,746,354)
YTD AS A % OF BUDGET				85.2%			

FUND	FUND	OBJ	OBJ	Revised Budget 2023-2024	FYTD Activity 2023-2024	February 2023-2024 Monthly Activity	2022-23 FYTD (UNDER)/Over Budget
599	DEBT SERVICE FUND	5711	TAXES-CURRENT YEAR	\$ 22,386,059	\$ 19,349,136	\$ 4,755,176	\$ (3,036,923)
599	DEBT SERVICE FUND	5712	TAXES-DELINQUENT	\$ 414,142	\$ 133,247	\$ 24,837	\$ (280,895)
599	DEBT SERVICE FUND	5719	PENALTY/INT/OTHER TAX REVENUE	\$ 125,000	\$ 61,090	\$ 27,224	\$ (63,910)
FUND TOTAL				\$ 22,925,201	\$ 19,543,473	\$ 4,807,237	\$ (3,381,728)
YTD AS A % OF BUDGET				85.2%			

**Galveston Independent School District  
Bond 2022 Construction Expenditures  
As of February 29, 2024**

Bond Propositions	Bond Reallocation					
	Voter Approved May 7, 2022		Bond Sale #1 August 30, 2022		Bond Sale #2 May 3, 2023	
	Amount Authorized					
A Ball HS	\$ 229,973,721	\$ 170,472,069	\$ 59,501,652	\$ 170,314,618	\$ 59,659,103	
A Transportation	\$ 2,820,186	\$ 1,849,855	\$ 970,331	\$ 1,849,855	\$ 970,331	
A Bond Resolutions	\$ 1,061,093	\$ 1,061,093	\$ -	\$ 1,061,093	\$ -	
B Natatorium at BHS	\$ 15,980,000	\$ 11,825,089	\$ 4,154,911	\$ 15,980,000	\$ -	
C MS Renovation at Central MS	\$ 8,513,236	\$ 8,513,236	\$ -	\$ 8,513,236	\$ -	
C MS Renovation at Weis	\$ 18,746,764	\$ 18,745,885	\$ 879	\$ 17,850,018	\$ 896,746	
C MS Renovation at Austin MS	\$ 8,900,000	\$ 8,727,773	\$ 172,227	\$ 8,727,773	\$ 172,227	
D Technology	\$ 4,535,000	\$ 4,535,000	\$ -	\$ 4,379,085	\$ 155,915	
E Courville Stadium	\$ 24,270,000	\$ 24,270,000	\$ -	\$ 21,324,323	\$ 2,945,678	
<b>TOTAL BOND AMOUNT</b>	<b>\$ 314,800,000</b>	<b>\$ 250,000,000</b>	<b>\$ 64,800,000</b>	<b>\$ 250,000,000</b>	<b>\$ 64,800,000</b>	

Propositions Sum of Ball HS and Natatorium \$ 245,953,721  
These project budgets have been combined as they will be bid as one.

Project Expenditures not budgeted \$ (3,190,528)  
Bond Funds Interest Earned through March 2023 \$ 5,150,836  
Excess Interest Earned \$ 1,960,308

	Description of Expenditure	Original Bond 2022		Interest Earned		Revised Budget		Bond Resolution FY21		Bond Resolution #3-7 FY23		FY 2022	FY 2023	FY 2024	Encumbrances	Balance	
		Project Budget		on Bond													
6629	New Ball High School	Construction	\$ 194,179,259	\$ 3,775,613	\$ 197,954,872		\$ 3,169,075								26,430,300	\$ 159,609,214	
6628		Architect Fees	10,869,914		10,869,914				162,960	6,991,320	1,640,138				3,227,272	\$ (1,151,775)	
6626		Attorney Fees	-		-				19,244	136,032							\$ (155,276)
6625		Program Management Fees	-		-				66,064	141,898	134,671				2,210,623	\$ (2,553,257)	
6627		Surveys, Testing and Reimb.	2,691,072		2,691,072					343,590	88,370				57,234	\$ 2,201,877	
6639		Furniture, Fixtures and Equipment	12,624,114		12,624,114					53,026							\$ 12,571,088
6638		Technology	9,609,362		9,609,362						12,792						\$ 9,596,570
		<b>TOTAL</b>	<b>\$ 229,973,721</b>	<b>\$ 3,775,613</b>	<b>\$ 233,749,334</b>	<b>\$ -</b>	<b>\$ 3,169,075</b>	<b>\$ 248,268</b>	<b>\$ 9,790,032</b>	<b>\$ 11,667,163</b>	<b>\$ 31,925,430</b>	<b>\$ 180,118,442</b>					
6629	Ball High School Natatorium	Construction	\$ 12,867,782	\$ 262,353	\$ 13,130,135											\$ 13,130,135	
6628		Architect Fees	-		-					467,858							\$ (467,858)
6626		Attorney Fees	-		-					930	33,418				882,291	\$ (916,639)	
6625		Program Management Fees	-		-					674							\$ (674)
6627		Surveys, Testing and Reimb.	\$ 1,383,208		\$ 1,383,208					4,298	3,590				26,299	\$ 1,349,020	
6639		Furniture, Fixtures and Equipment	\$ 1,152,673		\$ 1,152,673												\$ 1,152,673
6638		Technology	\$ 576,337		\$ 576,337												\$ 576,337
		<b>TOTAL</b>	<b>\$ 15,980,000</b>	<b>\$ 262,353</b>	<b>\$ 16,242,353</b>	<b>\$ -</b>	<b>\$ -</b>	<b>\$ 473,761</b>	<b>\$ 37,008</b>	<b>\$ 908,590</b>	<b>\$ 14,822,994</b>						
	<b>TOTAL BHS &amp; NATATORIUM</b>	<b>\$ 245,953,721</b>	<b>\$ 4,037,966</b>	<b>\$ 249,991,687</b>	<b>\$ -</b>	<b>\$ 3,169,075</b>	<b>\$ 248,268</b>	<b>\$ 10,263,793</b>	<b>\$ 11,704,171</b>	<b>\$ 32,834,020</b>	<b>\$ 194,941,436</b>						
6631	Transportation	Buses (13 total - 10 remaining)	\$ 1,651,161	\$ 46,301	\$ 1,697,462								451,854	59,900	932,465	\$ 253,243	
6631		White Fleet	862,259		862,259					185,765	31,155				443,165	\$ 202,174	
6631		Police Vehicles	213,453		213,453					0					0	\$ 213,453	
6638		SMART-Tag Student Management Software	93,313		93,313					0					0	\$ 93,313	
		<b>TOTAL</b>	<b>\$ 2,820,186</b>	<b>\$ 46,301</b>	<b>\$ 2,866,487</b>	<b>\$ -</b>	<b>\$ -</b>	<b>\$ 637,619</b>	<b>\$ 91,055</b>	<b>\$ 1,375,630</b>	<b>\$ 762,183</b>						
	Bond Resolutions	<b>Capital Expenditures in FY 2022</b>															
		Pre-bond planning - VLK Architects	\$ 178,000	\$ -	\$ 178,000	\$ 178,000											\$ -
		Parker Elementary HVAC	\$ 543,593		\$ 543,593	\$ 543,593											\$ -
		200KW Generator for Admin Support Center	\$ 144,500		\$ 144,500	\$ 144,500											0
		Real Property - 4221 Ave. N 1/2	\$ 195,000		\$ 195,000	\$ 195,000											0
		<b>\$ 1,061,093</b>	<b>\$ -</b>	<b>\$ 1,061,093</b>	<b>\$ 1,061,093</b>	<b>\$ -</b>	<b>\$ -</b>	<b>\$ -</b>	<b>\$ -</b>	<b>\$ -</b>	<b>\$ -</b>	<b>\$ -</b>	<b>\$ -</b>	<b>\$ -</b>	<b>\$ -</b>	<b>\$ -</b>	<b>\$ -</b>
6629	Middle Schools MS Renovation at Austin MS	Construction	\$ 7,542,373	\$ 146,117	\$ 7,688,490								662,419	1,140,913	\$ 5,885,158		
6628		Architect Fees	452,542		452,542											\$ 452,542	
6626		Attorney Fees	-		0											\$ -	
6625		Program Management Fees	-		0						8,419	22,315.50			59,291	\$ (90,025)	
6627		Surveys, Testing and Reimb.	150,847		150,847					5,800	10,900.00				8,090	\$ 126,057	
6639		Furniture, Fixtures and Equipment	377,119		377,119										4,128	\$ 372,991	
6638		Technology	377,119		377,119											\$ 377,119	
	<b>TOTAL MS Renovation at Austin</b>	<b>\$ 8,900,000</b>	<b>\$ 146,117</b>	<b>\$ 9,046,117</b>	<b>\$ -</b>	<b>\$ -</b>	<b>\$ 14,219</b>	<b>\$ 695,634</b>	<b>\$ 1,212,421</b>	<b>\$ 7,123,842</b>							

**Galveston Independent School District**  
**Bond 2022 Construction Expenditures**  
**As of February 29, 2024**

		Original Bond 2022	Interest Earned	Revised Budget	Bond Resolution FY21	Bond Resolution #3-7 FY23	FY 2022	FY 2023	FY 2024	Encumbrances	Balance
Description of Expenditure		Project Budget	on Bond								
6629	MS Renovation at Central MS										
	Construction	\$ 7,214,607	\$ 139,767	\$ 7,354,374		1,365,393		3,435,048	1,791,894	375,986	\$ 1,751,446
6628	Architect Fees			-		58,171		527,962		461,424	\$ (989,386)
6626	Attorney Fees			-							\$ -
6625	Program Management Fees	\$ 432,877		432,877				68,565	77,660		\$ 286,652
6627	Surveys, Testing and Reimb.	\$ 144,292		144,292				63			\$ 144,229
6639	Furniture, Fixtures and Equipment	\$ 360,730		360,730		261,743		101,780	53,036		\$ 205,914
6638	Technology	\$ 360,730		360,730							\$ 360,730
	<b>TOTAL MS Renovation at Central</b>	<b>\$ 8,513,236</b>	<b>\$ 139,767</b>	<b>\$ 8,653,003</b>	<b>\$ -</b>	<b>\$ 1,685,308</b>	<b>\$ -</b>	<b>\$ 4,133,417</b>	<b>\$ 1,922,591</b>	<b>\$ 837,410</b>	<b>\$ 1,759,585</b>
6629	MS Renovation at Weis										
	Construction	15,621,571	307,777	15,929,348				1,005,172	1,286,223	2,077,252	\$ 11,560,700
6628	Architect Fees	937,294		937,294				525,366		411,928	\$ (0)
6626	Attorney Fees			-							\$ -
6625	Program Management Fees	-		-				39,610	35,300	114,717	\$ (189,627)
6627	Surveys, Testing and Reimb.	313,310		313,310				3,800	11,240	8,500	\$ 289,770
6639	Furniture, Fixtures and Equipment	1,093,510		1,093,510				38,548	822	-	\$ 1,054,139
6638	Technology	781,079		781,079						23,420	\$ 757,659
	<b>TOTAL MS Renovation at Weis</b>	<b>18,746,764</b>	<b>307,777</b>	<b>19,054,541</b>	<b>-</b>	<b>-</b>	<b>-</b>	<b>1,612,497</b>	<b>1,333,586</b>	<b>2,635,817</b>	<b>\$ 13,472,641</b>
	<b>TOTAL Middle School Renovations</b>	<b>\$ 36,160,000</b>	<b>\$ 593,660</b>	<b>\$ 36,753,660</b>	<b>\$ -</b>	<b>\$ 1,685,308</b>	<b>\$ -</b>	<b>\$ 5,760,133</b>	<b>\$ 3,951,811</b>	<b>\$ 4,685,648</b>	<b>\$ 22,356,068</b>
<b>Elementary Schools</b>											
	Burnet										
	Crenshaw										
	MECC										
	Oppe										
	Parker										
	<b>TOTAL Elementary School Renovations</b>									<b>\$ 18,848</b>	<b>\$ -</b>
6625	Technology							1,843			72,611
6638	Hardware and Infrastructure	\$ 792,000	\$ 74,454	792,000.00				446,982	80,867	7,849	256,301
6638	Classroom devices and audio	\$ 3,743,000		3,743,000.00				-		0	3,743,000
	<b>Technology</b>	<b>\$ 4,535,000</b>	<b>\$ 74,454</b>	<b>\$ 4,609,454</b>	<b>\$ -</b>	<b>\$ -</b>	<b>\$ -</b>	<b>\$ 448,825</b>	<b>\$ 80,867</b>	<b>\$ 7,849</b>	<b>\$ 4,071,912</b>
6629	Courville Stadium										
	Design and Construction	\$ 19,001,345	\$ 398,455	19,399,800			50,000	18,002,823	(406,097)	3,366,786	\$ (1,613,712)
6628	Architect Fees	1,140,000		1,140,000.00				219,000	2,400	207,600	\$ 711,000
6626	Attorney Fees	-		-			4,185.00	2,022		3,861	\$ (10,068)
6625	Program Management Fees	-		-				453,228	91,310		\$ (544,538)
6627	Surveys, Testing and Reimb.	1,848,655		1,848,655.00			1,000.00	59,420	59,891		\$ 1,728,344
6631	Vehicles > \$5K	-		-				11,110			\$ (11,110)
6639	Furniture, Fixtures and Equipment	1,330,000		1,330,000.00				75,867	142,704	9,116	\$ 1,102,313
6638	Technology	950,000		950,000.00				24,000	689		\$ 925,311
	<b>TOTAL</b>	<b>\$ 24,270,000</b>	<b>\$ 398,455</b>	<b>\$ 24,668,455</b>	<b>\$ -</b>	<b>\$ -</b>	<b>\$ 55,185</b>	<b>\$ 18,847,470</b>	<b>\$ (109,103)</b>	<b>\$ 3,587,363</b>	<b>\$ 2,287,539</b>
<b>GRAND TOTALS</b>		<b>\$ 314,800,000</b>	<b>\$ 5,150,836</b>	<b>\$ 319,950,836</b>	<b>\$ 1,061,093</b>	<b>\$ 4,854,383</b>	<b>\$ 303,453</b>	<b>\$ 35,957,840</b>	<b>\$ 15,718,801</b>	<b>\$ 42,490,510</b>	<b>\$ 224,419,138</b>

Note: Negative on Courville design is due to reversing the retainage je from FY22/23

BOND 2022 & 2023 INTEREST

**Galveston Independent School District  
Bond 2022 & 2023 Interest Earnings  
As of February 29, 2024**

	Moody Bank 2022		Texas Class 2022		Moody Bank 2023		Texas Class 2023	
Total Interest Earned	Bond Constr		Bond Constr		Bond Constr		Bond Constr	
Aug-22	\$ 32,755	\$ 32,755	\$ -	\$ -	\$ -	\$ -	\$ -	\$ -
Sep-22	\$ 402,692	\$ 8	\$ 402,684	\$ -	\$ -	\$ -	\$ -	\$ -
Oct-22	\$ 134,569	\$ 44	\$ 134,524	\$ -	\$ -	\$ -	\$ -	\$ -
Nov-22	\$ 149,647	\$ 67	\$ 149,580	\$ -	\$ -	\$ -	\$ -	\$ -
Dec-22	\$ 172,618	\$ 53	\$ 172,565	\$ -	\$ -	\$ -	\$ -	\$ -
Jan-23	\$ 180,790	\$ 48	\$ 180,743	\$ -	\$ -	\$ -	\$ -	\$ -
Feb-23	\$ 164,978	\$ 43	\$ 164,936	\$ -	\$ -	\$ -	\$ -	\$ -
Mar-23	\$ 177,198	\$ 92	\$ 177,106	\$ -	\$ -	\$ -	\$ -	\$ -
Apr-23	\$ 168,717	\$ 90	\$ 168,627	\$ -	\$ -	\$ -	\$ -	\$ -
May-23	\$ 431,487	\$ 76	\$ 168,125	\$ 38	\$ 263,247	\$ 38	\$ 263,247	\$ 263,247
Jun-23	\$ 422,195	\$ 102	\$ 158,591	\$ 125	\$ 263,376	\$ 125	\$ 263,376	\$ 263,376
Jul-23	\$ 413,532	\$ 168	\$ 142,117	\$ 130	\$ 271,117	\$ 130	\$ 271,117	\$ 271,117
Aug-23	\$ 377,989	\$ 210	\$ 103,865	\$ 149	\$ 273,765	\$ 149	\$ 273,765	\$ 273,765
Sep-23	\$ 360,650	\$ 160	\$ 92,637	\$ 126	\$ 267,727	\$ 126	\$ 267,727	\$ 267,727
Oct-23	\$ 343,499	\$ 112	\$ 78,582	\$ 206	\$ 264,599	\$ 206	\$ 264,599	\$ 264,599
Nov-23	\$ 307,557	\$ 55	\$ 75,347	\$ 234	\$ 231,920	\$ 234	\$ 231,920	\$ 231,920
Dec-23	\$ 316,657	\$ 45	\$ 76,156	\$ 164	\$ 240,292	\$ 164	\$ 240,292	\$ 240,292
Jan-24	\$ 313,233	\$ 41	\$ 73,860	\$ 82	\$ 239,250	\$ 82	\$ 239,250	\$ 239,250
Feb-24	\$ 280,069	\$ 47	\$ 64,108	\$ 84	\$ 215,830	\$ 84	\$ 215,830	\$ 215,830
<b>Total Interest Earned</b>	<b>\$ 5,150,831</b>	<b>\$ 34,215</b>	<b>\$ 2,584,152</b>	<b>\$ 1,339</b>	<b>\$ 2,531,125</b>	<b>\$ 1,339</b>	<b>\$ 2,531,125</b>	<b>\$ 2,531,125</b>

NOTE: September 2022 Texas Class interest was high due to the interest being calculated on the full bond proceeds prior to the funds being sent to Fidelity

FY 2023-2024 VENDOR TOTALS THAT EXCEED \$50K

VENDOR	AMOUNT
GALVESTON INSURANCE ASSOCIATES	1,973,700.00
GLAZIER FOODS COMPANY	1,318,682.84
RELIANT ENERGY DEPT 0954	513,716.97
GALVESTON CENTRAL APPRAISAL DISTRICT	247,122.66
OAK FARMS	206,646.25
HARDIE'S FRESH FOODS	174,964.44
SKYWARD, INC	171,688.33
CITY OF GALVESTON	149,053.78
MANSFILED OIL COMPANY OF GAINESVILLE	142,610.51
ACCELERATE LEARNING INC	131,268.06
HARRIS COUNTY DEPARTMENT OF EDUCATION	107,615.97
AMAZON CAPITAL SERVICES	98,664.16
CHALLENGE OFFICE PROD INC	90,137.08
REGION 4 ESC BUSINESS OFFICE	88,987.46
WEXFORD INC	85,000.00
COBURN SUPPLY CO	84,762.17
DICKINSON ISD	71,475.82
THOMPSON & HORTON LP	66,530.50
HOUGHTON MIFFLIN HARCOURT PUBLISHING CO	65,604.75
FERGUSON FACILITIES SPPY #61	65,094.56
KLEEN SUPPLY CO	63,331.21
GBCDHH	62,786.91
AT&T	59,969.82
REPUBLIC SERVICES #853	57,676.52
ENTERGY	56,511.81
IMAGINE LEARNING LLC	56,250.00
FRONTLINE TECHNOLOGIES GROUP LLC	52,684.09
<b>Total Vendors that exceed \$50K</b>	<b><u>6,262,536.67</u></b>

FY 23-24 LOCAL VENDOR ACTIVITY

Full Name	Payments 2024	Zip
A SMECCA INC	1,083.12	77550
A. SMECCA INC	3,654.54	77550
ADRIANA RENDON	35.57	77550
ADS CUSTOM SIGNS	2,294.00	77551
ALERT ALARMS	10,055.00	77550
ALLISON COWAN	102.18	77554
ANASTASIA DAVIS	240.00	77550
ANNA LEIGH SARGENT	1,500.00	77551
ANNA LIDDELL	178.99	77550
ANTHONY HIBBLER	211.94	77550
ARACELI MORONES	230.00	77551
BALL HIGH ACTIVITY FUND 501	200.00	77550
BEACHTOWN LAWN SERVICE, LLC	1,500.00	77551
BENNETT FLORAL	225.00	77550
BEYOND TINT	200.00	77551
BREEZEWAY CUSTOM	6,652.75	77551
BRONCO BURRITOS	160.00	77551
BROOME WELDING & MACHINE CO INC	3,307.50	77554
CATHY LEDOUX	89.73	77550
CHAD ROGERS	1,700.00	77554
CHALMERS HARDWARE & EMBROIDERY	8,755.78	77550
CITY OF GALVESTON	159,050.45	77553
CLASSIC AUTO GROUP	438.33	77554
CLASSIC FORD GALVESTON	510.37	77554
COMMUNITIES IN SCHOOLS GALVESTON CO	220,000.00	77553
CONNOR SETH JOHNSON	500.00	77550
DAVID H JR O'NEAL	287.52	77550
EL NOPALITO RESTAURANT	3,000.00	77550
ERIC MUELLER	304.38	77550
FASTSIGNS OF GALVESTON	2,153.92	77551
FISHERMAN'S WHARF	1,006.40	77550
GAIDO'S	7,447.60	77552
GALVESTON CHAMBER OF COMMERCE	3,190.00	77550-1501
GALVESTON CHILDREN'S MUSEUM	655.00	77550
GALVESTON COLLEGE	581,325.14	77550
GALVESTON COUNTRY CLUB	5,108.63	77554
GALVESTON COUNTY TAX-ASSESSOR	8,320.61	77550
GALVESTON ECONOMIC DEVELOPMENT PART	2,500.00	77553
GALVESTON INSURANCE ASSOCIATES	1,973,700.00	77552-6767
GALVESTON ISD ADMIN PRINT SHOP	757.14	77550
GALVESTON RENTALS, INC	798.80	77554
GALVESTON VETERINARY CLINIC	839.63	77551
GALVESTONS OWN FARMERS MARKET	44,300.00	77553
GISD CHILD NUTRITION	4,976.09	77550
GISD EDUCATIONAL FOUNDATION	18,082.50	77550
GYPSY JOYNT INC.	266.71	77551

FY 23-24 LOCAL VENDOR ACTIVITY

Full Name	Payments 2024	Zip
HICKS CO, W U-HAUL	1,906.00	77554
IDEAL LUMBER CO	286.47	77552-0187
INDUSTRIAL MATERIAL CORP	154.90	77554
JASON DOHRING	273.24	77550
JEAN LANGEVINE	501.03	77550
JEFFREY POST	897.33	77550
JOSE O GARCIA	74.21	77550
JOSETTE RIVAS	740.50	77550
JUAN FIGUEROA	500.00	77550
JUANA RAMIREZ	96.04	77550
JULIE SCHMID	23,120.00	77554
KAYLA BLEVINS	72.70	77550
KELLY MOORE	590.77	77550
KIERRA D THOMPSON	1,500.00	77551
KLEEN SUPPLY CO	72,089.39	77553
LAURA VAIL	390.63	77550
LISTER PLUMBING CO	5,158.50	77553
LONE STAR FLAGS & FLAGPOLES INC	2,199.71	77554
LORI LEE WILLIAMSON	402.40	77550
LORRAINE DOCHODA	197.59	77551
MAINLAND FLORAL CO J MAISEL'S	251.83	77550
MALLORY HARPER	55.15	77551
MARIA LUCIA FLORES	500.00	77554
MARIO'S RISTORANTE	184.10	77551
MARTY'S CITY AUTO INC	1,336.50	77550
MARTY'S TOWING LLC	150.00	77550
MARY CATHERINE MUNSON	51.07	77551
MARY L CASTOR	1,500.00	77552
MELINDA QUIROGA KERSHAW	71.75	77551
MELISSA RUTH DESKINS	13,450.00	77551
MICHELLE REYES	500.00	77550
MICHELLE STEPHENSON	570.00	77554
MINUTEMAN PRINTING & GRAPHIC	1,051.63	77550
MISTER GOLF CART LLC	11,193.00	77550
MOODY EARLY CHILDHOOD CENTER	434,798.00	77550
MOODY GARDENS GOLF COURSE	7,279.00	77554
MOODY GARDENS INC	19,885.85	77554
NOCHE BERRY'S SALON	800.00	77550
O'CONNELL COLLEGE PREPARATORY SCHOO	1,245.00	77550
OSLIANA GARCIA	500.00	77551
PARKER ZITZKE	119.00	77551
QUINN QUIGLEY	500.00	77551
REPUBLIC PARTS CO	15,840.51	77550
ROBERTS AIR LLC	13,306.29	77554
ROTARY CLUB OF GALVESTON ISLAND	680.00	77552
ROUX HOUSE PRODUCTIONS	1,036.00	77550

FY 23-24 LOCAL VENDOR ACTIVITY

Full Name	Payments 2024	Zip
SCOTTY'S OVERHEAD DOOR	1,965.00	77554
SHERWIN-WILLIAMS CO, THE	2,629.91	77551
SHIPLEY'S DONUTS	53.05	77551
SMART FAMILY LITERACY INC	8,500.00	77551
STEPHANIE DAVIS	69.69	77550
STEVES WAREHOUSE TIRES	65.00	77551
STEWART'S PACKAGING INC	2,049.20	77550
SUNFLOWER BAKERY	196.34	77550
TEEN HEALTH CENTER, INC	36,700.00	77553
THE SAN LUIS	1,703.73	77551
TONY & BROS TOWING & REPAIR	400.00	77551
TOP GEAR	13,935.33	77551
TORNETTE BOOSTER CLUB	522.62	77552
TREASURE ISLAND TROPHIES	6,446.75	77551
UPWARD HOPE ACADEMY	30,356.62	77550
US POSTAL SERVICE	1,912.00	77550-9998
VIKKI CURRY	1,225.63	77550
VILLAGE HARDWARE	10,877.40	77551
VIRGINIA MARTINEZ	657.07	77550
WESLEY HOLLAND	44.51	77551
WEST ISLE URGENT CARE	5,213.00	77551
WILLIAM CONNOLLY STEWART	882.76	77551
WRITE ON PROMOS AND LOGOS	9,159.55	77550
YAGA TROPICAL CAFE, INC	1,093.24	77550
Total Local Vendor Activity FY2023/2024	<u>3,856,559.81</u>	

**Summary of Legal Charges FY23/24**  
**Legal Billings September - February 2024**

**Thompson & Horton LLP**

BHS (General)	622 E 81 6626 AA 001 0 99 NBH	-
NCS (General)	622 E 81 6626 EE 001 0 99 NCS	3,861.20
NNT (General)	622 E 81 6626 AA 001 0 99 NNT	2,405.00
		<u>6,266.20</u>
General	199 E 41 6211 91 701 0 99 000	11,696.50
General - Contracts/Procurement	199 E 41 6211 91 701 0 99 000	5,735.00
Galveston ISD SPED	199 E 41 6211 91 701 0 99 000	1,581.25
General - 2022 Bonds	199 E 41 6211 91 701 0 99 000	5,112.50
General - M Hayman, R Terrel, employee/school issues	199 E 41 6211 91 701 0 99 000	26,419.00
General - Board issues	199 E 41 6211 91 701 0 99 000	-
	199 E 41 6211 91 701 0 99 000	<u>50,544.25</u>

**Thompson & Horton LLP**

<b>Summary for PO by account number</b>	<b>622 E 81 6626 AA 001 0 99 NBH</b>	<b>-</b>
	<b>622 E 81 6626 AA 001 0 99 NNT</b>	<b>2,405.00</b>
	<b>622 E 81 6626 EE 001 0 99 NCS</b>	<b>3,861.20</b>
	<b>199 E 41 6211 91 701 0 99 000</b>	<b>50,544.25</b>
		<u><b>56,810.45</b></u>

# Action Sheet

**MEETING DATE:**

**March 27, 2024**

**AGENDA ITEM:**

Discuss and consider for action setting goals for superintendent assessment.

None

**RECOMMENDATION:**

**None**

*Elizabeth Beeton*

---

Elizabeth Beeton  
Trustee

# Action Sheet

**MEETING DATE:**

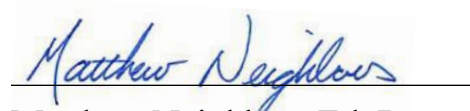
**March 27, 2024**

**AGENDA ITEM:**

Consider approval of the minutes from the Regular Meeting on February 21, 2024.

**RECOMMENDATION:**

**I move that the Board of Trustees approve the minutes from the Regular Meeting on February 21, 2024.**

A handwritten signature in blue ink that reads "Matthew Neighbors" is written over a horizontal line.

Matthew Neighbors Ed. D.  
Superintendent



## Minutes of Regular Meeting

### The Board of Trustees Galveston Independent School District

A Regular Meeting of the Board of Trustees of Galveston Independent School District was held February 21, 2024, beginning at 6:00 PM in the Lovenberg Administration Building, 3904 Avenue T, Galveston, TX 77550.

*Staff present: Curry, Post, Martello, Polzin, Patrick, Scott, Clark, Pruitt, Dickerson, Rogers, Grant, Dudas, Edwards, Neighbors, Bly.*

*BOT present: Beeton, O'Neal, Jobe, Brown, Masel, Lakin*

*Audio visual recording of this meeting can be found online at: <https://gisd.viebit.com/index.php?folder=ALL>*

1. Call to order Open Session in the Board Room of the Lovenberg Administration Building, 3904 Avenue T, Galveston, Texas.--6:00
2. Pledge of Allegiance to the United States flag and the Texas flag. --6:01
3. Citizen's Request to Address the Board on Agenda and Non-Agenda Items. Please complete sign-up sheets available in the lobby prior to the start of the meeting. --6:02
  - Patricia Gray - Spoke against the chaplain policy*
  - Constance Rivers - Spoke against the chaplain policy*
  - Dr. Sandra Sullivan - Spoke against the chaplain policy*
  - Kathleen Dinatale - Spoke against the chaplain policy*
  - Rebecca Goodwin - Spoke in favor of changing the zoning of Rosenberg from UN to R3*
  - Grace Goodnight - Spoke against the chaplain policy*
  - Bob Brown - Spoke in favor of changing the zoning of Rosenberg from UN to R3*
4. Declaration of Conflicts of Interest. --6:18
  - Masel - MECC (Consent Item T) is a client.*
5. District Reports --6:18
  - A. Superintendent's Report --6:18
    1. MECC Quarterly Report and Summary
    2. SPED District update --6:19 *presentation by Jessica Edwards*
  - B. Board Committee Reports --6:41
    1. Policy Committee --6:42 *Report given by Chair, Mr. David O'Neal*
    2. Curriculum Committee --6:45 *Report given by Chair, Ms. Ann Masel*
    3. Facilities/Finance Committee --6:48 *Report given by President, Tony Brown*
  6. Financial Reports and Budget Update --6:53 *Report given by CFO, Jeff Martello*
  7. REGULAR AGENDA- Action Items --6:58
    - A. Discuss and Consider Approval of GMP #6A.1 for the completion of North Building and Site for the New Ball High School and Natatorium Project. --6:58 *Motion by Masel. Second by Jobe. Discussion. All present in favor.*

8. The Board may recess into Closed Executive Session in the Library as permitted by the Texas Open Meeting Act Government Code Sections 551.071- 551.090 Subchapter D and E.

Should any final action, final decision, or final vote be required in the opinion of the School Board with regard to any matter considered in such closed meeting then the final action, final decision, or final vote shall be either:

A) in the open meeting covered by the Notice upon the reconvening of the public meeting;  
or

B) at a subsequent public meeting of the School Board upon notice thereof; as the School Board shall determine. --7:04

- A. Personnel
  - 1. Employee Resignations and recommendations for employee contracts
- B. Consultation with Attorney
  - 1. Pending litigation against the District
  - 2. IRS Claim -- HCA Reporting
- C. Security - Threat Assessments
- 9. Reestablish the open meeting of the Galveston ISD Board of Trustees. --9:01  
*Brief summary for executive session given by Jobe*
- 10. CONSENT AGENDA - Action Items --9:01 *Pulling B and T Motion by Beeton, Second by Masel. All present in favor.*
- A. Consider approval of the minutes from the January 24, 2024 Regular School Board Meeting.
- B. Consider approval of personnel resignations and recommendations with contracts. --9:02  
*Motion by Masel. Second by Jobe. Discussion. Motion passed. 5-1 Beeton opposed.*
- C. Discuss and consider approval of payment of attorney fees.
- D. Consider approval of Budget Amendments
- E. Discuss and consider accepting donations in accordance with Board Policy CDC Local.
- F. Discuss and approve the 2024-2025 Academic Calendar
- G. Discuss and consider approval of the recommendations for Chapter 21 Administrator contracts for the 2024-2025 school year as presented.
- H. Discuss and consider approval of SB 763 resolution regarding school chaplains.
- I. Discuss and consider the adoption of Local District Update 122 affecting the policies.
- J. Discuss and approve policy CW (LOCAL)
- K. Discuss and consider Upbring MOU for a Head Start Partnership
- L. Discuss and consider Retention Incentive for Collaboration UpBring/GISD PK Staff.
- M. Consider Secondary TEAL (Texas Education Agency Login) approver status for Lea Walker
- N. Discuss and consider recommending City of Galveston rezone property at 721 10th Street from "Urban Neighborhood" to "Historic District R-3".
- O. Discuss and consider approval of the contract (s) with the firms McFatridge & Associates, P.C. and Shearman & Sterling LLP for legal consulting concerning tax matters
- P. Discuss and Consider Approval of the CSP provided for Central Middle School Phase 2 presented by Tucon Construction
- Q. Discuss and Consider Approval of Property Insurance Renewal for CSRFP #2022-23-004 with Galveston Insurance Associates (GIA)

- R. Discuss and consider approval of the replacement of Plexi-Glass Windows with Binswanger Glass Windows at Eight GISD Campuses
- S. Discuss and consider authorizing the Perdue Brandon Law Firm the ability to Represent GISD in the Appeal of 2023 Tax Values As Assigned by the Texas Comptroller's Office For "State" Values Vs. "Local"
- T. Discuss and consider approval for the Moody Early Childhood Center to apply for the TEA In-District Charter Incubation/Expansion Grant --9:07 *Motion by Jobe. Second by Lakin. Discussion. Motion passed 4-1-1 Beeton opposed. Masel abstained.*
- U. Automobile and General Liability Insurance Renewal
- V. Discuss and consider approval for the assignment of Committed Fund Balance for the Repair of the Courville Stadium Scoreboard If Needed Due to Windstorm Damage
11. Suggested Future Agenda Items --9:20  
*O'Neal – Mentioned that property located off of 45 near Teichman was sold through tax foreclosure reclamation committee, in the amount of \$29k.*
12. COMMENTS FROM THE BOARD OF TRUSTEES --9:21  
*O'Neal - Mr. Lonnie Formby member of the Central state championship team passed away. Jobe - Commented that 19 kids made it to state with choir. Masel - GEF Spring soiree is March 7th and buy bricks to support them. Brown - Happy birthday to Ms. Lakin and thank you to Mark Kelso who allowed him to be a guest lecturer in the history of Galveston class. Congrats to the men's basketball team going to the playoff Friday night at Shadow creek. Thanks to Momus for donating beads to the MECC parade*  
Pursuant to Texas Government Code Section 551.0415, Trustees may report on any of the following items:
1. Expressions of thanks, gratitude, and condolences
  2. Information regarding holiday schedules
  3. Honorary or salutary recognition of a public official, public employee, or other citizen
  4. Reminders regarding GISD events
  5. Reminders regarding community events
  6. Health and safety announcements
13. Adjournment--9:26

Minutes taken by: Amedia Bly

Approved on March 27, 2024

---

Mr. Tony Brown, President

---

Shae Jobe, Secretary

# Action Sheet

**MEETING DATE:**

**March 27, 2024**

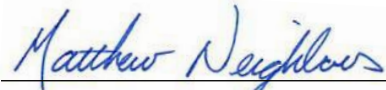
**AGENDA ITEM:**

Discuss and consider approval of personnel resignations and recommendations with contracts.

Under Separate Cover

**RECOMMENDATION:**

**I move that the Board of Trustees approve personnel resignations and recommendations with contracts.**



---

Matthew Neighbors Ed. D.  
Superintendent

# Action Sheet

**MEETING DATE:**

**March 27, 2024**

**AGENDA ITEM:**

Discuss and consider approval of payment of attorney fees.

The Board has directed that attorney fees incurred by the district be brought for approval before payments are made. The district is in receipt of invoices from Thompson and Horton:

Invoice 63195	\$3,550.00
Invoice 63252	\$443.75
Invoice 63253	\$1,961.25
Invoice 63116	\$7,012.50
Total	\$12,967.50



Matthew Neighbors Ed. D.  
Superintendent

# Action Sheet

**MEETING DATE:**

**March 27, 2024**

**AGENDA ITEM:**

Discuss and consider approval of monthly  
Budget Amendment (Under separate cover.)

**RECOMMENDATION:**

I move that the Board of Trustees approve  
the budget amendment, as presented.



---

Matthew Neighbors Ed. D.  
Superintendent



---

Jeff Martello  
Chief Financial Officer

**2023-2024 Proposed Budget Amendment  
FEBRUARY 2024**

	General Fund			Food Service Fund			Debt Service Fund		
	Beginning Budget	Amendments	Ending Budget	Beginning Budget	Amendments	Ending Budget	Beginning Budget	Amendments	Ending Budget
<b>Revenues</b>									
Local & Intermediate Sources	\$ 95,874,253	\$ -	\$ 95,874,253	\$ 565,000	\$ -	\$ 565,000	\$ 23,115,201	\$ -	\$ 23,115,201
State Program Revenues	\$ 6,078,647	\$ -	\$ 6,078,647	\$ 20,000	\$ -	\$ 20,000	\$ 138,067	\$ -	\$ 138,067
Federal Program Revenues	\$ 1,505,000	\$ -	\$ 1,505,000	\$ 4,675,000	\$ -	\$ 4,675,000	\$ -	\$ -	\$ -
Other Resources/ Operating Transfer In (ESSER II Grant)	\$ 15,000	\$ -	\$ 15,000	\$ -	\$ -	\$ -	\$ -	\$ -	\$ -
<b>TOTAL</b>	<b>\$ 103,472,900</b>	<b>\$ -</b>	<b>\$ 103,472,900</b>	<b>\$ 5,260,000</b>	<b>\$ -</b>	<b>\$ 5,260,000</b>	<b>\$ 23,253,268</b>	<b>\$ -</b>	<b>\$ 23,253,268</b>

Function	General Fund			Food Service Fund			Debt Service Fund		
	Beginning Budget	Amendments	Ending Budget	Beginning Budget	Amendments	Ending Budget	Beginning Budget	Amendments	Ending Budget
11 Instruction	\$ 38,499,823		\$ 38,499,823						
12 Instructional Resources	\$ 361,369		\$ 361,369						
13 Curriculum & Inst Staff Dev	\$ 394,754	\$ 1,500	\$ 396,254						
21 Instructional Leadership	\$ 1,943,519	\$ (1,500)	\$ 1,942,019						
23 School Leadership	\$ 4,180,152		\$ 4,180,152						
31 Guidance/Counseling	\$ 2,390,832		\$ 2,390,832						
32 Social Work Services	\$ 298,143		\$ 298,143						
33 Health Services	\$ 881,969		\$ 881,969						
34 Student Transportation	\$ 3,673,592		\$ 3,673,592						
35 Food Services	\$ -		\$ -	\$ 5,877,671	\$ 246,716	\$ 6,124,387			
36 Extracurricular Activities	\$ 2,238,398		\$ 2,238,398						
41 General Administration	\$ 3,114,279	\$ (10,000)	\$ 3,104,279						
51 Maintenance and Operations	\$ 9,991,107	\$ 10,000	\$ 10,001,107	\$ 60,000		\$ 60,000			
52 Security and Monitoring	\$ 1,383,828		\$ 1,383,828						
53 Data Processing Services	\$ 2,118,041		\$ 2,118,041						
61 Community Services	\$ 887,510		\$ 887,510						
71 Debt Service	\$ 90,000		\$ 90,000				\$ 22,930,234	\$ -	\$ 22,930,234
81 Construction	\$ 75,000		\$ 75,000						
91 Recapture Payment	\$ 32,715,726		\$ 32,715,726						
93 Shared Services	\$ 26,875		\$ 26,875						
99 Intergovernmental Charges	\$ 772,000		\$ 772,000						
<b>TOTAL</b>	<b>\$ 106,036,917</b>	<b>\$ -</b>	<b>\$ 106,036,917</b>	<b>\$ 5,937,671</b>	<b>\$ 246,716</b>	<b>\$ 6,184,387</b>	<b>\$ 22,930,234</b>	<b>\$ -</b>	<b>\$ 22,930,234</b>

**General Fund Budget**

<b>Function 11</b>		<b>Function 13</b>	\$ 1,500	TF fr 21 to 13 for I&E travel	<b>Function 21</b>	\$ (1,500)	TF fr 21 to 13 for I&E travel
<b>TOTAL \$</b>	<b>-</b>	<b>TOTAL</b>	<b>\$ 1,500</b>		<b>TOTAL</b>	<b>\$ (1,500)</b>	
<b>Function 34</b>		<b>Function 35</b>			<b>Function 36</b>		
<b>TOTAL \$</b>	<b>-</b>	<b>TOTAL</b>	<b>\$ -</b>		<b>TOTAL</b>	<b>\$ -</b>	
<b>Function 41</b>		<b>Function 51</b>	\$ 10,000	TF fr 41 to 51 for alarm system repairs	<b>Food Service</b>	\$ 246,716	SCA funds rec'd from gov
\$ (10,000)	TF fr 41 to 51 for alarm system repairs	<b>TOTAL</b>	<b>\$ 10,000</b>		<b>TOTAL</b>	<b>\$ 246,716</b>	

Signed: \_\_\_\_\_  
Board President

# Action Sheet

**MEETING DATE:**

**March 27, 2024**

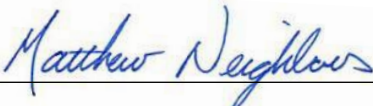
**AGENDA ITEM:**

Discuss and consider approval of donations  
in accordance with Board Policy CDC Local

Under separate cover.

**RECOMMENDATION:**

I move that the Board accept the donations,  
as presented.



Matthew Neighbors Ed. D.  
Superintendent



Jeff Martello  
Chief Financial Officer



**Galveston Independent School District  
Donations/Gifts for February 2024**

In accordance with Board Policy CDC (Local), the Board of Trustees of Galveston Independent School District acknowledges and appreciates the following donations:

<b>Date</b>	<b>Recipient</b>	<b>Giver</b>	<b>Gift</b>
11/8/23	Rosenberg	American Academy of Dermatology	\$ 300.00
12/19/23	Ball HS ARK Club	Williams-Borden Neighborhood Assoc	\$ 500.00
1/2/24	F.A.C.E.	Galveston Hotel & Lodging Association	\$4,006.00
1/8/24	Rosenberg – Micro Society	Ice Hart LP	\$1,700.00
1/29/24	BHS Climate Field Trips	Galveston Kiwanis	\$ 100.00
2/6/24	Ball HS – Field Trips	Michelle Norfolk	\$ 228.08
2/12/24	Tor Store for flatbed printer	Moody Foundation	\$170,969
Dec23/Jan24	Special Programs (Homeless) (see attached)	Various sponsors	gift cards/clothing

# Action Sheet

**MEETING DATE:** April 27, 2024


**AGENDA ITEM:** Discuss and consider approval of PK tuition for students who do not qualify for reduced tuition in the PK program and provide GISD employees with a 25% discount on the cost of tuition for PK if their student does not otherwise qualify for reduced tuition the 2024-2025 school year.

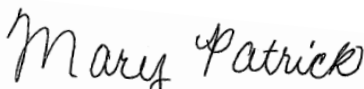
PK-3 (Crenshaw and Austin Elementary) and PK-4 (all elementary campuses) will be provided to all students who meet the eligibility requirements. If a student does not meet the eligibility requirements, a parent may elect to pay tuition. Students will be allowed to enroll and pay tuition at a cost of \$450.00 per month for 9 months for a total of \$4,050.00 per year. The students of employees that do not qualify will pay from the following options below. If they elect payroll deduction the amount will be as follows: Full day PK 3 (Crenshaw only) and PK 4 of \$3,037.50 a year, \$337.50 a month or \$168.75 on the 10<sup>th</sup> and 25<sup>th</sup> of each month for a total of 18 pay periods. To be eligible for tuition, the parent must sign a written financial agreement with the district and they must elect to pay tuition in one of the following ways:

- Payroll deduction if the parent is an employee of the district;
- Monthly bank draft;
- Prepaid for the entire year

MECC (Moody Early Childhood Center) will be following the same guidelines that are presented in this Board Document.

**RECOMMENDATION:** I move that the Board of Trustees approve the tuition for PK students who are not eligible for the PK-Program as presented and provide GISD employees a 25% discount for PK 3 and PK 4 if the student does not qualify for the 2024-2025 school year.

  
Matthew Neighbors, Ed. D.  
Superintendent

  
Mary Patrick, Executive Director of  
Special Programs/ECU/Homeless and  
Foster Care Liaison

# Action Sheet

**MEETING DATE:**

**March 27, 2024**


**AGENDA ITEM:**

Discuss and consider approval of the recommendation for Non Chapter 21 Administrator contract for the 2024-2025 school year as presented.


The names will be provided under separate cover

**RECOMMENDATION:**

**I move that the Board of Trustees approve the recommendation for Non Chapter 21 Administrator contract for the 2024-2025 school year as presented.**



Matthew Neighbors Ed. D.  
Superintendent



Dyann Polzin  
Deputy Superintendent of HR

# Action Sheet

**MEETING DATE:**

**March 27, 2024**

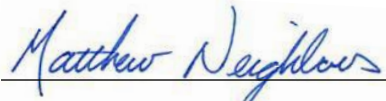
**AGENDA ITEM:**

Discuss and consider approval of the recommendations for Chapter 21 Professional Contracts for the 2024-2025 school year as presented.


The names will be provided under separate cover

**RECOMMENDATION:**

**I move that the Board of Trustees approve the recommendations for Chapter 21 Professional contracts for the 2024-2025 school year as presented.**



Matthew Neighbors Ed. D.  
Superintendent



Dyann Polzin  
Deputy Superintendent of HR

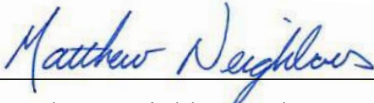
# Action Sheet

**MEETING DATE:** March 27, 2024

**AGENDA ITEM:** Discuss and Consider Approval of the CSP provided for Weis Middle School Phase 3 by contractor to be named on March 26<sup>th</sup>, 2024.

PBK has publicly advertised for Weis Middle School Phase 3 as required by the guidelines outlined by TEA. Weis Phase 3 consists of the complete renovation of the administration block (includes restroom spaces), (4) science classrooms, new ISS, teachers' lounge, science prep room spaces, new partition wall at SPED, replacement of all corridor flooring with LVT product, and corridor painting with accent ceiling at all 4-way intersections. PBK has worked closely with GISD staff in the development of this scope of work in preparation for the Fall 24-25 school year. Please reference the attached recommendation letter from PBK Architects under separate cover.

**RECOMMENDATION:** I move that the Board of Trustees approve the CSP proposal from the recommended contractor in the amount of (amount to be named on 3.26.24).



Matthew Neighbors Ed. D.  
Superintendent



Jeff Martello  
Chief Financial Officer

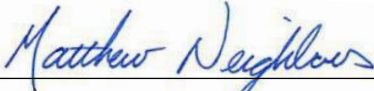
# Action Sheet

**MEETING DATE:** March 27, 2024

**AGENDA ITEM:** Discuss and Consider Approval of the proposal provided for the relocation of the existing LA Morgan Elementary Playground to Austin Middle School.

The current playground structure located at La Morgan Elementary appears overall in good condition. It has been proposed to relocate the play-ground structures to the green space at the Northwest corner of the current Austin Middle School in preparation for the transition to an Elementary School. In total (2) bids were received, one proposal from Tucon Construction in the amount of \$121,000.00 and one proposal from McKenna Contracting in the amount of \$135,460.00. In reviewing the proposals, it was noted that McKenna Contracting is a member of the purchasing cooperative Buy Board (contract # 679-22). Additionally, McKenna Contracting is a Texas distributor and installer of commercial playground equipment. Student safety is a priority for GISD and it is recommended that the proposal to relocate the LA Morgan play-ground is performed by an experienced contractor such as McKenna Contracting.

**RECOMMENDATION:** I move that the Board of Trustees approve the proposal from McKenna Contracting in the amount of \$135,460.00.



Matthew Neighbors Ed. D.  
Superintendent



Jeff Martello  
Chief Financial Officer



**McKenna Contracting, Inc.**

21755 North Freeway Bldg 9, Spring TX 77388  
( 281 ) 684-6012 Mobile ( 281 ) 907-6578 fax  
Email : [bruce.berry@mckennacontracting.net](mailto:bruce.berry@mckennacontracting.net)

**New office address**

February 6, 2024

**PROPOSAL**

*We hereby submit specifications and estimates for:*

**Galveston ISD**

Morgan Elementary School 1410 37th St, Galveston, TX 77550

Austin Middle School 1514 Ursuline St, Galveston, TX 77550

Play ground equipment

*Relocate the 4 playstructures, swings and the polytimber borders at Morgan Elementary to Austin Middle School*

*Reinstall all the playground equipment and polytimber borders*

*Provide and install geotextile underlayment*

*Fill the playground use zone with engineered wood fiber safety surfacing*

Total all materials, labor and equipment to complete all work \$ 135,460

Playstructure #1	\$ 22,300	
Two bay swing structure	\$ 6,600	<b>Recommended for Approval (ZSC)</b>
Large playground #3	\$ 50,600	
Playstructure #4	\$ 20,660	
Playstructure #5	\$ 35,300	

We will reinstall all the borders in good condition additional borders will be determined when reinstalling \$ 150 each

All work to be completed in a workman like manner according to guidelines set by manufacturer. Any alterations, changes or additions to contract must be written notice and signed by both parties

Terms: Net 30 days

Not included : any replacement parts, repairs, graffiti removal, repainting



**McKenna Contracting Contract BuyBoard 679-22**

Playstructure 1 – 45' x 35'



2 Bay swings 38' x 36' measurement



Large Play structure 3 – RED/Yellow/Blue -



Play structure 3 – Very large – 70' x 47'



playstructure #4 Climbing structure is combines in large playground – this needs 25' x 25' area



Playground Structure 5 – furthest from the school – area is 40' x 39'



Zero / Six Consulting  
Attn: Zach Johnson  
1027 Tremont Street  
Galveston, TX 77550

Subject: Galveston ISD La Morgan Relocation of Playground Equipment

Dear Mr. Johnson;

Unbehagen Construction / TUCON, LLC submits a proposal in the amount of \$121,000.00 to relocate existing playground from LA Morgan Elementary School to Austin Middle School. Our proposal is based on the following.

Proposal scope includes disassemble the following equipment at LA Morgan Elementary School for reassemble at Austin Middle School:

1. Two Bay Swing Set- 6 Posts
2. Spring loaded Teeter Totter
3. Balance Beam- 2 legs
4. Bus Rider- 7 Legs
5. System #1- 13 Posts w/ Roof, 14 Sm. Legs
6. System #2- 27 Posts, 3 Roofs, 20 Sm. Legs
7. System #3- 10 Posts, Climber, No deck or Roof
8. System #4- 17 Posts, 3 Roofs, 14 Sm. Legs
9. Prior to disassembly we will remove all poly timber borders, pull back as much reusable Kiddie Mulch as possible (We estimate the reuse of approximately 100 CY).
10. Light Grading of existing area once all materials are removed. No additional soil or sod will be brought in for grading.
11. Reassemble all above equipment @ Austin Middle School.

Proposal scope includes reassemble of equipment as follows:

1. Proposal will include layout of equipment as approved by both parties, setting posts, legs, & rails in new concrete, reassemble play structures as before. Reinstall usable Poly timbers to meet safety standards set by NRPA. Install new bio barrier to the new play area, install existing Kiddie Mulch (Approx. 100 yards) relocated from LA Morgan.
2. Purchase & install an additional 170 yards of Certified Kiddie mulch /Fall Zone Material in the new playground areas.
3. Excludes the removal of concrete, asphalt, and MEP obstructions or conflicts with our scope of work.

Any playground equipment that is not reusable or requires repairs due to rust, corrosion, broken equipment or hardware will be reported to Zero / Six and Galveston ISD. There may also be parts of the equipment that require repairs or replacement after dismantling that will be reported to Zero / Six and Galveston ISD. In both cases any required repairs and parts are excluded from this proposal and will be considered an addition to the scope and require a change order.

Unbehagen Construction / TUCON, LLC and our subcontractors are not responsible for the overall integrity of the playground equipment and will not be held liable for equipment condition, and unforeseen safety or integrity issues with the equipment.

Sincerely,  
Unbehagen Construction / TUCON, LLC



Mike Unbehagen


# Action Sheet

**MEETING DATE:** March 27, 2024

**AGENDA ITEM:** Discuss and consider approval of a one year renewal of Beverage Vending Machine Services, CSRFP 2022-23-002, to the awarded vendor, PepsiCo.

In January 2023, proposals were requested under Beverage Vending Machine Services CSRFP 2022-23-002. Proposals were submitted by two vendors, PepsiCo and Keurig Dr. Pepper. A committee scored the proposals and selected PepsiCo. Per the contract, Galveston Independent School District Administration is recommending the renewal of the agreement for the 2024-2025 school year.

**RECOMMENDATION:** I move that the Board of Trustees renew the selection of PepsiCo. for CSRFP 2022-23-002, Beverage Vending Machine Services for one additional year 24-25.



Matthew Neighbors Ed. D.  
Superintendent



Jeff Martello  
Chief Financial Officer

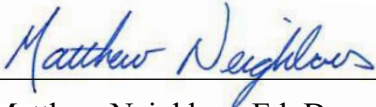
# Action Sheet

**MEETING DATE:** March 27, 2024

**AGENDA ITEM:** Discuss and consider approval of RFP Multi-Function Copiers NO. 2023-24-01, to the recommended vendor, Function4 for a contract lease length of 48 months

In February 2024, request for proposals were solicited under RFP Multi-Function Copiers NO. 2023-24-01. Proposals were submitted by three vendors that included Ricoh, Konica Minolta and Function4. A committee scored the proposals via the attached rubric. Galveston ISD solicited proposals from its current vendor list and advertised appropriately in the Galveston Daily News on two separate listings. GISD currently has 65 machines throughout the District. Funding for the new 48-month lease will be from the General Fund. The current lease terms May 30, 2024. Effective date of rollout is planned for no later than June 1, 2024 for the new machines.

**RECOMMENDATION:** I move that the Board of Trustees approve RFP Multi-Function Copiers NO. 2023-24-01, naming Function4 as the awarded vendor, as presented.



Matthew Neighbors Ed. D.  
Superintendent



Jeff Martello  
Chief Financial Officer

Function4 Pricing Sheet

Line	AMV	Current Model	F4 Model	MTNC Cost/MO	Staple Cost/Mo	Hole Punch Cost/Mo	Fax Cost Per Mo If noted	Tandem Paper Drawer Cost/Mo	Cass. Cost/ Mo	ACCS/Mo Total	Lease Cost/ Mainframe	Lease Cost - Mainframe/A CCS/MTNC
<b>ADMINISTRATION - 3904 AVENUE T, GALVESTON, TX 77550</b>												
1	4,782	MP5055SP	KM 550i	\$16.74	\$12.85	\$4.80		Inc.		\$34.39	\$91.75	\$126.14
2	4,442	MP3555SP	KM 360i	\$15.55	\$13.73	\$4.62	\$8.66	Inc.		\$42.56	\$66.97	\$109.52
3	7,334	MP3055SP	KM 300i	\$25.67	\$13.73	\$4.62		Inc.		\$44.02	\$63.39	\$107.41
4	1,699	MP5055SP	KM 550i	\$5.95	\$12.85	\$4.80		Inc.		\$23.60	\$91.75	\$115.35
5	2,340	MP5055SP	KM 550i	\$8.19	\$12.85	\$4.80		Inc.		\$25.84	\$91.75	\$117.60
6	71,572	PRO8300S	KM 2100	\$250.50	Inc.	Inc.		Inc.		\$250.50	\$434.74	\$685.25
7	1,981	MP5055SP	KM 550i	\$6.93	\$12.85	\$4.80		Inc.		\$24.59	\$91.75	\$116.34
8	3,377	MP3055SP	KM 300i	\$11.82	\$13.73	\$4.62	\$8.66	Inc.		\$38.83	\$63.39	\$102.22
<b>ALAMO - AIM - 5200 AVENUE N 1/2, GALVESTON, TX 77550</b>												
1	7,034	MP3555SP	KM 360i	\$24.62	\$13.73	\$4.62	\$8.66	Inc.		\$51.63	\$66.97	\$118.59
2	5,775	MP3055SP	KM 300i	\$20.21	\$13.73	\$4.62	\$8.66	Inc.		\$47.22	\$63.39	\$110.61
3	8,827	MP5055SP	KM 550i	\$30.89	\$12.85	\$4.80		Inc.		\$48.55	\$91.75	\$140.30
<b>AUSTIN ELEMENTARY - 1514 AVENUE N 1/2, GALVESTON, TX 77550</b>												
1	9,105	MP3055SP	KM 300i	\$31.87	\$13.73	\$4.62	\$8.66	Inc.		\$58.88	\$63.39	\$122.27
2	37,657	PRO8300S	KM 950i	\$131.80	\$13.58	\$4.80		Inc.		\$150.18	\$171.18	\$321.36
3	3,164	MP3055SP	KM 300i	\$11.07	\$13.73	\$4.62	\$8.66	Inc.		\$38.08	\$63.39	\$101.47
4	11,902	MP5055SP	KM 550i	\$41.66	\$12.85	\$4.80		Inc.		\$59.31	\$91.75	\$151.06
5	3,866	MP3055SP	KM 300i	\$13.53	\$13.73	\$4.62		Inc.		\$31.88	\$63.39	\$95.27
<b>BALL HIGH SCHOOL - 4115 AVENUE O, GALVESTON, TX 77550</b>												
1	15,218	MP3055SP	KM 300i	\$53.26	\$13.73	\$4.62	\$8.66	Inc.		\$80.27	\$63.39	\$143.66
2	6,947	MP3555SP	KM 360i	\$24.31	\$13.73	\$4.62	\$8.66	Inc.		\$51.32	\$66.97	\$118.29
3	6,075	MP3055SP	KM 300i	\$21.26	\$13.73	\$4.62	\$8.66	Inc.		\$48.27	\$63.39	\$111.66
4	39,954	PRO8300S	KM 950i	\$139.84	\$13.58	\$4.80		Inc.		\$158.22	\$171.18	\$329.40
5	67,181	PRO8300S	KM 950i	\$235.13	\$13.58	\$4.80		Inc.		\$253.52	\$171.18	\$424.69
6	110,754	PRO8300S	KM 950i	\$387.64	\$13.58	\$4.80		Inc.		\$406.02	\$171.18	\$577.20
7	13,536	MP3055SP	KM 300i	\$47.38	\$13.73	\$4.62	\$8.66	Inc.		\$74.38	\$63.39	\$137.77
8	2,644	MP5055SP	KM 550i	\$9.25	\$12.85	\$4.80		Inc.		\$26.91	\$91.75	\$118.66
9	41,516	PRO8300S	KM 950i	\$145.31	\$13.58	\$4.80		Inc.		\$163.69	\$171.18	\$334.87
10	8,637	MP3055SP	KM 300i	\$30.23	\$13.73	\$4.62	\$8.66	Inc.		\$57.24	\$63.39	\$120.63
11	3,585	MP3055SP	KM 300i	\$12.55	\$13.73	\$4.62	\$8.66	Inc.		\$39.56	\$63.39	\$102.95
12	529	MP3055SP	KM 300i	\$1.85	\$13.73	\$4.62	\$8.66	Inc.		\$28.86	\$63.39	\$92.25
13	1,026	MP3055SP	KM 300i	\$3.59	\$13.73	\$4.62	\$8.66	Inc.		\$30.60	\$63.39	\$93.99
14	2,667	MP3055SP	KM 300i	\$9.33	\$13.73	\$4.62	\$8.66	Inc.		\$36.34	\$63.39	\$99.73
15	2,171	MP3055SP	KM 300i	\$7.60	\$13.73	\$4.62	\$8.66	Inc.		\$34.61	\$63.39	\$98.00
16	3,976	MP3055SP	KM 300i	\$13.92	\$13.73	\$4.62	\$8.66	Inc.		\$40.92	\$63.39	\$104.31
17	495	IM430F	KM 4050i	\$1.73			\$2.61			\$4.34	\$26.30	\$30.64
18	144	MP3555SP	KM 360i	\$0.50	\$13.73	\$4.62	\$8.66	Inc.		\$27.51	\$66.97	\$94.48
19	1,076	MP3555SP	KM 360i	\$3.77	\$13.73	\$4.62	\$8.66	Inc.		\$30.77	\$66.97	\$97.74
<b>BURNET ELEM - 5501 AVENUE S, GALVESTON, TX 77550</b>												
1	13,405	MP5055SP	KM 550i	\$46.92	\$12.85	\$4.80		Inc.		\$64.57	\$91.75	\$156.32
2	45,836	MP9003SP	KM 950i	\$160.43	\$13.58	\$4.80		Inc.		\$178.81	\$171.18	\$349.99
3	699	IM430F	KM 4050i	\$2.45			\$2.61			\$5.05	\$26.30	\$31.36
<b>CENTRAL MIDDLE - 3014 SEALY, GALVESTON, TX 77550</b>												
1	38,473	MP9003SP	KM 950i	\$134.66	\$13.58	\$4.80		Inc.		\$153.04	\$171.18	\$324.22
2	33,878	MP9003SP	KM 950i	\$118.57	\$13.58	\$4.80		Inc.		\$136.96	\$171.18	\$308.13
3	8,148	MP3055SP	KM 300i	\$28.52	\$13.73	\$4.62	\$8.66	Inc.		\$55.53	\$63.39	\$118.92
4	4,995	MP3055SP	KM 300i	\$17.48	\$13.73	\$4.62	\$8.66	Inc.		\$44.49	\$63.39	\$107.88

Line	AMV	Current Model	F4 Model	MTNC Cost/MO	Staple Cost/Mo	Hole Punch Cost/Mo	Fax Cost Per Mo If noted	Tandem Paper Drawer Cost/Mo	Cass. Cost/ Mo	ACCS/Mo Total	Lease Cost/ Mainframe	Lease Cost - Mainframe/A CCS/MTNC
<b>COMMUNITIES IN SCHOOLS 4116 AVENUE N 1/2</b>												
1	3,030	MP3055SP	KM 300i	\$10.61	\$13.73	\$4.62	\$8.66	Inc.		\$37.61	\$63.39	\$101.00
<b>CRENSHAW - 416 HWY 87, CRYSTAL BEACH, TX 77650</b>												
1	14,033	MP3555SP	KM 360i	\$49.12	\$13.73	\$4.62	\$8.66	Inc.		\$76.12	\$66.97	\$143.09
2	3,334	MP5055SP	KM 550i	\$11.67	\$12.85	\$4.80		Inc.		\$29.32	\$91.75	\$121.07
3	7,859	MP3055SP	KM 300i	\$27.51	\$13.73	\$4.62	\$8.66	Inc.		\$54.51	\$63.39	\$117.90
4	715	IM430F	KM 4050i	\$2.50			\$2.61			\$5.11	\$26.30	\$31.41
<b>WAREHOUSE - 2001 43RD ST, GALVESTON, TEXAS 77550</b>												
1	4,182	MP3555SP	KM 360i	\$14.64	\$13.73	\$4.62	\$8.66	Inc.		\$41.65	\$66.97	\$108.61
2	955	MP3055SP	KM 300i	\$3.34	\$13.73	\$4.62	\$8.66	Inc.		\$30.35	\$63.39	\$93.74
3	690	IM430F	KM 4050i	\$2.42			\$2.61			\$5.02	\$26.30	\$31.33
<b>MORGAN (SCHOOL WILL BE COMBINING WITH AUSTIN)</b>												
1	88,533	PRO8300S	KM 950i	\$309.87	\$13.58	\$4.80		Inc.		\$328.25	\$171.18	\$499.43
2	8,448	MP5055SP	KM 550i	\$29.57	\$12.85	\$4.80		Inc.		\$47.22	\$91.75	\$138.97
3	6,645	MP5055SP	KM 550i	\$23.26	\$12.85	\$4.80		Inc.		\$40.91	\$91.75	\$132.66
<b>OPPE ELEM - 2915 81ST STREET, GALVESTON, TX 77551</b>												
1	34,741	MP5055SP	KM 550i	\$121.59	\$12.85	\$4.80		Inc.		\$139.25	\$91.75	\$231.00
2	72,589	PRO8300S	KM 950i	\$254.06	\$13.58	\$4.80		Inc.		\$272.45	\$171.18	\$443.62
3	4,372	MP3055SP	KM 300i	\$15.30	\$13.73	\$4.62	\$8.66	Inc.		\$42.31	\$63.39	\$105.70
<b>PARKER ELEM - 6802 JONES DR, GALVESTON, TX 77551</b>												
1	5,502	MP3555SP	KM 360i	\$19.26	\$13.73	\$4.62	\$8.66	Inc.		\$46.27	\$66.97	\$113.23
2	50,993	MP9003SP	KM 950i	\$178.48	\$13.58	\$4.80		Inc.		\$196.86	\$171.18	\$368.04
3	19,440	MP5055SP	KM 550i	\$68.04	\$12.85	\$4.80		Inc.		\$85.69	\$91.75	\$177.45
4	2,492	MP3055SP	KM 300i	\$8.72	\$13.73	\$4.62	\$8.66	Inc.		\$35.73	\$63.39	\$99.12
<b>ROSENBERG (SCHOOL WILL BE COMBINING WITH AUSTIN)</b>												
1	5,938	MP3055SP	KM 300i	\$20.78	\$13.73	\$4.62	\$8.66	Inc.		\$47.79	\$63.39	\$111.18
2	38,269	MP9003SP	KM 950i	\$133.94	\$13.58	\$4.80		Inc.		\$152.33	\$171.18	\$323.50
<b>WEIS MIDDLE - 7100 STEWART ROAD, GALVESTON, TX 77551</b>												
1	45,429	PRO8300S	KM 950i	\$159.00	\$13.58	\$4.80		Inc.		\$177.39	\$171.18	\$348.56
2	21,110	MP5055SP	KM 550i	\$73.89	\$12.85	\$4.80		Inc.		\$91.54	\$91.75	\$183.29
3	4,668	MP3555SP	KM 360i	\$16.34	\$13.73	\$4.62	\$8.66	Inc.		\$43.35	\$66.97	\$110.31

There is no charge for scanning  
Print Shop 2100 cost includes all requested accessories  
Column 5 (MTNC Cost / Mo) is calculated taking the average monthly machine volume multiplied by the Click Charge - \$.0035  
Column 12 (Lease Cost / Mainframe) represents the cost of the mainframe  
Column 13 (Lease Cost - Mainframe/ACCS/MTNC) represents the total for all accessory options along with the mainframe and monthly maintenance charge

\*\*\*\*Due to building realignment, final copier placement and fleet schedule will be adjusted prior to lease execution"- GISD \*\*\*\*



**PROPOSAL TABULATION SHEET**

RFP 2023-24-001

Multi-function Copiers

Proposal Date/Time: February 13, 2024

Criteria	Konica Minolta	Function4*	Ricoh
Responsiveness and extent to which RFP meets District's needs	18.00	18.25	16.00
Qualifications and Experience:	20.00	22.75	21.50
Technical Approach and Quality of Goods and Services	22.00	23.25	22.00
Purchase Price	23.75	29.50	20.75
Interview ( if needed) (10 points)	9.25	8.75	7.25
<b>Total Points</b>	<b>93.00</b>	<b>102.50</b>	<b>87.50</b>

\* Function4 is the recommended vendor.

# Action Sheet

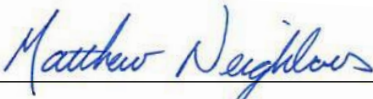
**MEETING DATE:** March 27, 2024

**AGENDA ITEM:** Discuss and Consider Approval of proposals for Press Box Construction scopes of work named on March 26<sup>th</sup>, 2024.

To date, Coltzer Co. has publicly advertised for the following scopes of work via the Galveston Daily News: Selective Demolition, Concrete Foundations, Structural Steel, Curtain Wall Systems, Roofing Assembly, Elevator, Mechanical-Electrical-Plumbing, CMU Masonry, Metal Panels, and Cold Formed Metal Framing as required by the guidelines outlined by TEA. In addition, Coltzer Co. solicited contractors in the noted areas for proposed bids.

Coltzer Co. is seeking approval on the following proposals: Curtain Wall Systems, Roofing Assembly, Electrical, Plumbing, CMU Masonry, Metal Panels, and Cold Formed Metal Framing. The affidavits of publication for the public advertisements and proposals for approval are under separate cover.

**RECOMMENDATION:** I move that the Board of Trustees approve the attached proposals (under separate cover) from the recommended contractors in the amount of (amount to be named on 3.26.24).



Matthew Neighbors Ed. D.  
Superintendent



Jeff Martello  
Chief Financial Officer