

Regular Meeting

Monday, December 3, 2018 6:00 PM

Central 301 District Office, 275 South St, P.O. Box 396, Burlington, IL 60109

1. **Pledge of Allegiance**

2. **Public Open Forum**

A. Recognition of Visitors

B. Public Comments

3. **Action Reports**

A. Consent Agenda

1) Minutes

B. Treasurer's Report

1) Payment of Bills

2) Board Policy Changes

C. Accept Donation for Lily Lake Grade School

D. Approve Tentative Tax Levy

E. Approve Overnight Trip for the Cross Country Team

4. **Information Reports**

A. Committee Reports

B. Advanced Placement Opportunities

C. Academic Advisory at Central High School

D. Illinois School Report Card/Student Achievement Data

E. Enrollment Report

5. **Freedom of Information Act (FOIA)**

A. Smart Procure - Requested the past six months purchase orders

6. **Executive Session**

A. *"The appointment, employment, resignation, compensation, discipline, performance, or dismissal of specific employees of the public body or legal counsel for the public body, including hearing testimony on a complaint lodged against an employee or against the legal counsel for the District to determine its validity [5 ILCS 120/2(c)(1)]. Collective negotiating matters between the public body and its employees or their representatives, or deliberations concerning salary schedules for one or more classes of employees. [5 ILCS 120/2(c)(2)]. The purchase or lease of real property for the use of the public body, including meetings held for the purpose of discussing whether a particular parcel should be acquired. 5 ILCS 120/2(c)(7).*

B. Open Session

C. Action Items from Closed Session

1) Approve the Personnel Report

7. **Board Open Forum**

8. **Adjourn**

**Central Community Unit School District 301
Board of Education Minutes**

Where: Central Middle School Library
Date: October 15, 2018

Meeting: Regular
Time: 6:00 p.m.

Board Members Present

Gorman, Jeff	Y
C. Johnson	Y
J. Marlovits	Y
E. Nolan	Y
M. Penar	Y
Rabe, Laura	Y
Kellenberger, Jeff	Y

Administrators Present

Stirn, Todd	Y
Mongan, Esther	Y
Pflug, Daina	Y
Ahlsted, Carrie	N
Birkmeier, Shayne	Y
Britts-Axen, Cathy	Y
Bushman, Kristine	N
Diversey, Steve	N
Jeff Gerard	N
Haug, Matthew	Y
Jurs, Rebecca	Y
Lewis, Kim	Y
McCastland, Kerrie	N
Mirenda, Pamela	N
Moretti, Megan	N
Paszt, Alex	N
Polowy, Dan	N
Porto, Pam	N
Potsic, Mike	Y
Schreiber, Jill	Y
Stroh, Terry	N
Testone, Chris	Y
Tobin, Brian	Y
Vaughn, Michelle	Y
Walter, Carie	Y

Roll Call Roll was called at 6:02 p.m.

Present: Gorman, Johnson, Marlovits, Nolan, Penar, Rabe, Kellenberger
Absent: None

Agenda Motion by Marlovits second by Johnson to approve the agenda as presented.

Voting yes: Gorman, Johnson, Marlovits, Nolan, Penar, Rabe, Kellenberger
Voting no: None
Absent: None

Consent Agenda Motion by Johnson second by Gorman to approve the consent agenda as presented.

Voting yes: Gorman, Johnson, Marlovits, Nolan, Penar, Rabe, Kellenberger
Voting no: None
Absent: None

- FY 19 Audit Motion by Gorman second by Marlovits to approve the FY 19 Audit as presented.
- Voting yes: Gorman, Johnson, Marlovits, Nolan, Penar, Rabe, Kellenberger
 Voting no: None
 Absent: None
- FFA Overnight Trip Motion by Johnson second by Marlovits to approve the FFA Overnight trip to the FFA Convention as presented
- Voting yes: Gorman, Johnson, Marlovits, Nolan, Penar, Rabe, Kellenberger
 Voting no: None
 Absent: None
- Executive Session Motion by Penar second by Gorman to adjourn open session and enter into executive session at 6:53 p.m.
- Voting yes: Gorman, Johnson, Marlovits, Nolan, Penar, Rabe, Kellenberger
 Voting no: None
 Absent: None
- Open Session Motion by Penar second by Marlovits to adjourn executive session and return to open session at 7:54 p.m.
- Voting yes: Gorman, Johnson, Marlovits, Nolan, Penar, Rabe, Kellenberger
 Voting no: None
 Absent: None
- Personnel Report Motion by Marlovits second by Gorman to approve the personnel report for October as presented.
- Voting yes: Gorman, Johnson, Marlovits, Nolan, Penar, Rabe, Kellenberger
 Voting no: None
 Absent: None
- Adjourn Motion by Gorman second by Marlovits to adjourn at 7:56 p.m.
- Voting yes: Gorman, Johnson, Marlovits, Nolan, Penar, Rabe, Kellenberger
 Voting no: None
 Absent: None

BOE Meeting

1. Roll Call
2. Pledge of Allegiance
3. Public Open Forum
 - 3.1 Recognition of Visitors – Dr. Stirn and President Kellenberger welcomed visitors.
 - 3.2 Public Comment –CEA President announced the CEA and BEST Exemplary Employees for September.
 - 3.3 Presentation of the Audit Report – Cheryden Juergenson presented the audit report. She noted that the audit was clean and appreciated the work Business Manager Pflug put in to ensure a smooth audit. Ms. Juergenson reviewed the assets, liabilities and reserves. There are new standards regarding pension liabilities and medical insurance offered to retirees.

4.0

Action Items

- 4.1 Consent Agenda – Business Manager Pflug reported that revenues are at 23.96% compared to 25.58% last years. Expenditures are at 18.32% compared to 15.50% a year ago. The district has not received any impact fees for September and transition fees have not been received since July. Impact fees fund brick and mortar projects and transition fees cover other areas such as salaries, etc. Originally, districts only received impact fees but have developed transition fees over time.
- 4.2 FY 19 Audit – Cheryden Juergenson presented the audit earlier in the meeting, no questions were asked.
- 4.3 Approve FFA Overnight Trip – Teachers Ryan Robinson introduced Buddy Haas. They are both very excited about the new facilities and working toward the future. Students are excited about the new programs. The transition for students from U-46 has been great. A U-46 student placed 5th in horticulture, a Central student placed first in meats and another placed first in the soil contests. They have done very well in the local contests. There is a lot of excitement and energy over the program. The team will join other area teams on coach buses to travel to the convention and seats are limited to eight (8) students. Garth Brooks will perform one evening at the convention. The Daily Herald article on the District’s new veterinary tech lab was excellent and went statewide. Other schools are contacting Central 301 to visit the facilities and or model our class.

5.0

Information Reports

- 5.1 Committee Reports –The Curriculum Coordinating Council (CCC) - Kelly Green presented a course name proposal. She would like to change Multimedia to Video Production. This will be more of a television production class and Matt Bilen will set up the pathway for Video Production.
The committee is still looking at keyboarding. Keyboarding is assessed at the third grade level. The question is should we provide some instruction in grades K-2 to prepare students? The group could not come to consensus and will do more research. They will bring their findings back in November.
School Report cards will be released October 31st. The summative designation was changed in scoring the report cards. In previous years, the designation for scoring was collected as a district and now each school will be scored with student growth making up 50% of the score. The other measures include chronic absenteeism and climate survey in grade 3-8. High School scores will be calculated differently for now but will shift to a similar model as the elementary schools. Parents will need to be educated to understand how chronic absenteeism will affect the district and lower our score.
DLT – This meeting focused on social emotional issues. The DLT addressed the issues they see most often – anxiety, self-regulation and how students handle conflict. Kim Paulus and Dave Branstrom shared information what they have learned from their professional development and will offer professional development on these issues. Teachers Zandra McGuire and Gillian Lachansky presented information on the Nurturing Effect. The middle school staff members are attending trainings related to Lost Boys. They have also incorporated “find your calm” – teaching strategies to help students calm themselves. Elementary buildings have adopted the “no-on eats alone” and “start with hello” so no one feels alone. The other main topic was giving back to the community: PKMS Star club is raising funds for hurricane relief efforts, there was discussion to hold a district wide Toys for Tots event with the challenge to fill a decorated bus that travels from school to school to generate excitement.
Foundation – Most of the discussion was about the Wizards event. Participation is down but the event will still take place. Trivia is coming up – there are still tables available. Part of the InCubator program a non-profit venue is necessary for students to “pitch” their project. The Foundation gave the district \$15,000.00 this year and we asked if we could use \$10,000.00 to provide “seed” money to the students for items they may need for their product. Students would pitch their project in January. The foundation asked if it would be possible to keep the dollars inside the foundation, where community members or foundation members would take

the dollars in from the pitch night but would take a certain percentage of the profit would go back to the foundation. More discussion is needed for this process.

- 5.2 Plat of Survey at the District Office – The district had a survey completed to use in continuing land use discussions with the Village of Burlington and the Burlington Park District.
- 5.3 State of the District event – The district held the State of the District event several years ago. Community members are invited to come and look at score trends, financial data, etc. and give feedback. This event will take place in November after school report cards are released.
- 5.4 Parent University – This is part of Title I requires a committee is made up of community members, staff members, administrators to promote education for our parents and issues they face. The District offered this last spring and it was well received. This year, Dr. Nolan is invited back to talk about anxiety and strategies to help deal with anxiety. The Juvenile Justice Center will offer sessions on targeting violence prevention and Social Media and Safety. The time has been extended to allow for a Q & A session. Babysitting will be available with our high school students.
- 5.5 Triple I – Board members are signed up for workshops on Friday and the conference schedule has been passed out to all members.
- 5.6 Enrollment Report – Country Trails and Central Middle School are each up a student.

6.0 Freedom of Information Act (FOIA)

- 6.1 HBO Real Sports with Bryant Gumbel- They requested how many students were considered free and reduced that played a sport other than football in 2013 and 2017

7.0 Executive Session

- 7.1 Adjourn Open Meeting
- 7.2 Return to Open Session
- 7.3 Action Items from Closed Session

8.0 Adjourn

Jeff Kellenberger, President

Christina Johnson, Secretary

Next Meeting: November 26, 2018

FD Description	October 2018-19 Beginning Balance	October 2018-19 Deposits	October 2018-19 Withdrawals	October 2018-19 Monthly Activity	Ending Balance
10 IMPREST-DISTRICT	3,499.40	13,532.00	13,442.73	89.27	3,588.67
10 IMPREST-CHS	2,509.26	11,225.00	11,712.57	-487.57	2,021.69
10 IMPREST-ELEMENTARY	1,916.60	3,000.00	3,575.50	-575.50	1,341.10
10 CASH IN BANK-EDUCATION	601,703.27	6,413,522.98	3,071,043.84	3,342,479.14	3,944,182.41
10 CASH IN BANK - PAYROLL	5,084.40	2,128,971.41	2,129,514.45	-543.04	4,541.36
10 RESTRICTED ACCT. FOR HEALTH INS	16,553.13				16,553.13
10 PAYFLEX ACCOUNT	13,397.98	10,481.64	7,233.06	3,248.58	16,646.56
10 DEBIT CARD ACCOUNT					
10 PETTY CASH	1,380.00				1,380.00
10 INVESTMENT- BUSINESS NOW/SWEEP	25,605,425.50	4,562,218.23	5,399,936.49	-837,718.26	24,767,707.24
10	26,251,469.54	13,142,951.26	10,636,458.64	2,506,492.62	28,757,962.16
=====					
20 IMPREST-DISTRICT					
20 CASH IN BANK-ORM	76,643.69	348,949.95	345,832.95	3,117.00	79,760.69
20 CASH IN BANK - PAYROLL	2,321.71	125,444.52	126,318.19	-873.67	1,448.04
20 INVESTMENT-BUSINESS NOW/SWEEP	6,474,493.27	694,599.12	255,000.00	439,599.12	6,914,092.39
20	6,553,458.67	1,168,993.59	727,151.14	441,842.45	6,995,301.12
=====					
30 CASH IN BANK-DEBT SERVICE	290,622.75	32,096.83		32,096.83	322,719.58
30 INVESTMENT-BUSINESS NOW/SWEEP	6,118,542.86	992,027.09		992,027.09	7,110,569.95
30	6,409,165.61	1,024,123.92		1,024,123.92	7,433,289.53
=====					
40 IMPREST-DISTRICT					
40 CASH IN BANK-TRANSPORTATION	94,822.85	211,969.64	210,078.11	1,891.53	96,714.38
40 CASH IN BANK - PAYROLL	2,414.34	170,966.12	172,197.86	-1,231.74	1,182.60
40 INVESTMENT-BUSINESS NOW/SWEEP	2,577,736.63	295,982.53	210,000.00	85,982.53	2,663,719.16
40	2,674,973.82	678,918.29	592,275.97	86,642.32	2,761,616.14
=====					
50 CASH IN BANK-IMRF	13,348.09	225,823.57	224,747.73	1,075.84	14,423.93
50 CASH IN BANK-PAYROLL		90,767.48	90,767.48		
50 INVESTMENT-BUSINESS NOW/SWEEP	1,535,533.90	275,098.88	135,000.00	140,098.88	1,675,632.78
50	1,548,881.99	591,689.93	450,515.21	141,174.72	1,690,056.71
=====					
60 CASH IN BANK-CAPITAL PROJECT	2,278,746.03		768,421.05	-768,421.05	1,510,324.98
60 INVESTMENTS-CD					
60 INVESTMENTS-BUSINESS NOW/SWEEP	2,551,415.62	14,093.63		14,093.63	2,565,509.25
60	4,830,161.65	14,093.63	768,421.05	-754,327.42	4,075,834.23
=====					
70 CASH IN BANK-WORKING CASH	355.76				355.76
70 INVESTMENT-BUSINESS NOW/SWEEP	2,124,880.64	24,627.48		24,627.48	2,149,508.12
70	2,125,236.40	24,627.48		24,627.48	2,149,863.88
=====					
80 CASH IN BANK-TORT	4,182.11		66.00	-66.00	4,116.11
80 INVESTMENT- BUSINESS NOW/SWEEP	662,477.36	68,682.33		68,682.33	731,159.69
80	666,659.47	68,682.33	66.00	68,616.33	735,275.80
=====					
Grand Asset Totals	51,060,007.15	16,714,080.43	13,174,888.01	3,539,192.42	54,599,199.57

Number of Accounts: 30

Central Community Unit School Dist. 301
Revenue Summary Report
October 2018

	2018-19 Original Budget	% of Fund	October MTD	2018-19 FYTD	Remaining Budget	FYTD Percent
<u>10-Education Fund</u>						
Total Local Revenue	34,773,552.00	58.40%	4,785,023.44	15,983,747.97	18,789,804.03	45.97%
Total State Revenue	23,223,959.00	39.00%	564,454.35	1,784,154.06	21,439,804.94	7.68%
Total Federal Revenue	1,547,560.00	2.60%	205,485.01	445,414.44	1,102,145.56	28.78%
Total Education Fund	59,545,071.00	100.00%	5,554,962.80	18,213,316.47	41,331,754.53	30.59%
<u>20-O&M Fund</u>						
Total Local Revenue	4,910,313.00	83.85%	697,176.12	2,329,649.23	2,580,663.77	47.44%
Total State Revenue	946,000.00	16.15%	90,000.00	262,000.00	684,000.00	27.70%
Total O&M Fund	5,856,313.00	100.00%	787,176.12	2,591,649.23	3,264,663.77	44.25%
<u>30-Debt Service Fund</u>						
Total Local Revenue	7,433,633.00	100.00%	1,024,123.92	3,586,342.23	3,847,290.77	48.24%
Total Debt Service Fund	7,433,633.00	100.00%	1,024,123.92	3,586,342.23	3,847,290.77	48.24%
<u>40-Transportation Fund</u>						
Total Local Revenue	2,035,988.00	47.17%	297,531.53	991,063.39	1,044,924.61	48.68%
Total State Revenue	2,280,000.00	52.83%	-	454,175.85	1,825,824.15	19.92%
Total Transportation Fund	4,315,988.00	100.00%	297,531.53	1,445,239.24	2,870,748.76	33.49%
<u>50-IMRF/SS Fund</u>						
Total Local Revenue	1,791,244.00	100.00%	275,098.88	913,110.30	878,133.70	50.98%
Total IMRF/SS Fund	1,791,244.00	100.00%	275,098.88	913,110.30	878,133.70	50.98%
<u>60-Capital Projects Fund</u>						
Total Local Revenue	110,000.00	100.00%	14,093.63	117,222.54	(7,222.54)	106.57%
Total Capital Projects Fund	110,000.00	100.00%	14,093.63	117,222.54	(7,222.54)	106.57%
<u>70-Working Cash Fund</u>						
Total Local Revenue	160,429.00	100.00%	24,627.48	82,323.84	78,105.16	51.31%
Total Working Cash Fund	160,429.00	100.00%	24,627.48	82,323.84	78,105.16	51.31%
<u>80-Tort Fund</u>						
Total Local Revenue	636,234.00	100.00%	68,682.33	228,432.29	407,801.71	35.90%
Total Tort Fund	636,234.00	100.00%	68,682.33	228,432.29	407,801.71	35.90%
Revenue-All Funds						
1000 Total Local Revenue	51,851,393.00	64.94%	7,186,357.33	24,231,891.79	27,619,501.21	46.73%
3000 Total State Revenue	26,449,959.00	33.13%	654,454.35	2,500,329.91	23,949,629.09	9.45%
4000 Total Federal Revenue	1,547,560.00	1.94%	205,485.01	445,414.44	1,102,145.56	28.78%
Total Revenue-All Funds	79,848,912.00	100.00%	8,046,296.69	27,177,636.14	52,671,275.86	34.04%

Central Community Unit School Dist. 301
Revenue Detail Report
October 2018

Account Number	Description	2018-19 Original Budget	October MTD	2018-19 FYTD	Remaining Budget	FYTD Percent
10R000 1110 0000	TAXES	26,508,867.00	3,767,957.89	12,546,858.86	13,962,008.14	47.33%
10R000 1140 0000	SPEC ED TAXES	5,371,485.00	755,014.91	2,514,111.33	2,857,373.67	46.80%
10R001 1510 0000	INTEREST	111,000.00	39,245.43	103,484.02	7,515.98	93.23%
10R002 1611 0000	LUNCH, STUDENTS	857,000.00	114,358.41	266,367.39	590,632.61	31.08%
10R002 1620 0000	LUNCH, ADULTS	15,200.00	2,508.20	5,050.80	10,149.20	33.23%
10R000 1711 0000	ATHLETIC ADMISSION	25,000.00	6,100.75	11,713.75	13,286.25	46.86%
10R000 1720 0000	ATH PART FEE	120,000.00	655.00	48,115.00	71,885.00	40.10%
10R002 1720 0000	OTHER FEES	218,000.00	39,263.87	66,667.01	151,332.99	30.58%
10R000 1811 0000	TEXTBOOK INCOME	650,000.00	11,351.61	190,046.67	459,953.33	29.24%
10R000 1830 0000	TECHNOLOGY FEES	310,000.00	3,100.00	88,476.48	221,523.52	28.54%
10R000 1930 0000	TRANSITION FEES	125,000.00	-	5,787.97	119,212.03	4.63%
10R000 1950 0000	REFUND OF PRIOR YEAR EXPEND/MV/FV	75,000.00	35,372.27	69,458.33	5,541.67	92.61%
10R000 1970 0000	DRIVERS ED B-T-W	52,000.00	1,110.00	13,775.00	38,225.00	26.49%
10R000 1991 0000	MID VALLEY REIMBURSEMENT	200,000.00	-	27,689.90	172,310.10	13.84%
10R000 1999 0000	OTHER LOCAL REV	75,000.00	8,985.10	26,145.46	48,854.54	34.86%
10R002 1999 0000	CAREER PATHWAYS	60,000.00	-	-	60,000.00	0.00%
Total Local Revenue		34,773,552.00	4,785,023.44	15,983,747.97	18,789,804.03	45.97%
10R000 3001 0000	EVIDENCE-BASE FUNDING	6,102,684.00	550,789.44	1,660,368.32	4,442,315.68	27.21%
10R000 3100 0000	SPECIAL ED - PRIVATE FACILITY	436,400.00	-	67,827.45	368,572.55	15.54%
10R000 3120 0000	SPECIAL ED-ORPHANAGE	3,200.00	-	-	3,200.00	0.00%
10R000 3220 0000	CAREER & TECHNICAL EDUCATION	26,975.00	13,664.91	31,250.91	(4,275.91)	115.85%
10R000 3235 0000	CTE AGRICULTURE EDUCATION	5,700.00	-	3,714.00	1,986.00	65.16%
10R000 3305 0000	TPI & TBE-BILINGUAL ED.	90,000.00	-	-	90,000.00	0.00%
10R000 3360 0000	STATE FREE LUNCH & BREAKFAST	2,000.00	-	1,114.12	885.88	55.71%
10R000 3370 0000	DRIVER ED	54,000.00	-	13,528.26	40,471.74	25.05%
10R000 3998 0000	TRS-ON BEHALF PAYMENTS	16,500,000.00	-	-	16,500,000.00	0.00%
10R000 3999 0000	OTHER STATE REVENUE	-	-	6,351.00	(6,351.00)	0.00%
10R001 3999 0000	LIBRARY GRANT	3,000.00	-	-	3,000.00	0.00%
Total State Revenue		23,223,959.00	564,454.35	1,784,154.06	21,439,804.94	7.68%
10R000 4210 0000	NAT'L SCHOOL LUNCH PROGRAM	235,000.00	27,033.78	36,690.39	198,309.61	15.61%
10R000 4300 0000	TITLE I LOW INCOME	300,000.00	30,386.00	127,590.00	172,410.00	42.53%
10R000 4600 0000	IDEA PRESCHOOL	5,590.00	-	850.00	4,740.00	15.21%
10R000 4620 0000	IDEA FLOW THROUGH	688,670.00	122,583.00	179,388.00	509,282.00	26.05%
10R000 4625 0000	IDEA FLOW THROUGH ROOM & BOARD	35,000.00	3,938.23	9,295.92	25,704.08	26.56%
10R000 4745 0000	CARL PERKINS	22,550.00	20,995.00	44,466.00	(21,916.00)	197.19%
10R000 4909 0000	TITLE III ELL-TBE/TPI LIPLEPS	27,250.00	-	-	27,250.00	0.00%
10R000 4932 0000	TITLE II-TEACHER QUALITY	83,500.00	-	3,855.00	79,645.00	4.62%
10R000 4991 0000	MEDICAID MATCHING-ADMIN OUTREACH	75,000.00	-	19,201.12	55,798.88	25.60%
10R000 4992 0000	MEDICAID MATCHING-FEE FOR SVC	75,000.00	549.00	24,078.01	50,921.99	32.10%
Total Federal Revenue		1,547,560.00	205,485.01	445,414.44	1,102,145.56	28.78%
Total Education Fund		59,545,071.00	5,554,962.80	18,213,316.47	41,331,754.53	30.59%
20R000 1111 0000	TAXES	4,654,113.00	665,977.33	2,217,626.55	2,436,486.45	47.65%
20R000 1230 0000	CORP PERS PROP TAX	103,200.00	16,746.94	37,122.87	66,077.13	35.97%
20R001 1510 0000	INTEREST - SWEEP ACCOUNT	17,000.00	11,874.85	39,490.81	(22,490.81)	232.30%
20R001 1720 0000	PARKING FEES	36,000.00	-	24,700.00	11,300.00	68.61%
20R000 1910 0000	RENTALS	85,000.00	2,577.00	10,308.00	74,692.00	12.13%
20R000 1950 0000	REFUND OF PRIOR YEAR EXPENDITURES	5,000.00	-	-	5,000.00	0.00%
20R000 1999 0000	OTHER REVENUE	10,000.00	-	401.00	9,599.00	4.01%
Total Local Revenue		4,910,313.00	697,176.12	2,329,649.23	2,580,663.77	47.44%
20R000 3001 0000	EVIDENCE-BASE FUNDING	946,000.00	90,000.00	262,000.00	684,000.00	27.70%
20R000 3999 0000	OTHER STATE REVENUE	-	-	-	-	0.00%
Total State Revenue		946,000.00	90,000.00	262,000.00	684,000.00	27.70%
Total O&M Fund		5,856,313.00	787,176.12	2,591,649.23	3,264,663.77	44.25%

Central Community Unit School Dist. 301
Revenue Detail Report
October 2018

Account Number	Description	2018-19 Original Budget	October MTD	2018-19 FYTD	Remaining Budget	FYTD Percent
30R000 1112 0000	TAXES	6,906,333.00	982,641.16	3,272,080.09	3,634,252.91	47.38%
30R001 1510 0000	INTEREST	7,300.00	9,385.93	25,288.24	(17,988.24)	346.41%
30R000 1930 0000	IMPACT FEES	520,000.00	32,096.83	288,973.90	231,026.10	55.57%
Total Local Revenue		7,433,633.00	1,024,123.92	3,586,342.23	3,847,290.77	48.24%
Total Debt Service Fund		7,433,633.00	1,024,123.92	3,586,342.23	3,847,290.77	48.24%
40R000 1113 0000	TAXES	2,005,938.00	292,031.63	972,431.14	1,033,506.86	48.48%
40R000 1415 0000	FIELD TRIP FEES	3,000.00	-	4,625.17	(1,625.17)	154.17%
40R001 1510 0000	INTEREST - SWEEP ACCOUNT	12,050.00	3,950.90	12,358.08	(308.08)	102.56%
40R000 1999 0000	OTHER REVENUE	15,000.00	1,549.00	1,649.00	13,351.00	10.99%
Total Local Revenue		2,035,988.00	297,531.53	991,063.39	1,044,924.61	48.68%
40R000 3500 0000	STATE AID, REGULAR	1,350,000.00	-	264,866.26	1,085,133.74	19.62%
40R000 3510 0000	STATE AID, SPEC ED	930,000.00	-	189,309.59	740,690.41	20.36%
Total State Revenue		2,280,000.00	-	454,175.85	1,825,824.15	19.92%
Total Transportation Fund		4,315,988.00	297,531.53	1,445,239.24	2,870,748.76	33.49%
50R000 1114 0000	IMRF TAXES	886,372.00	135,333.89	450,646.03	435,725.97	50.84%
50R000 1151 0000	SOC SEC/MEDICARE TAXES	886,372.00	135,333.89	450,646.03	435,725.97	50.84%
50R000 1230 0000	CORP PERS PROP TAX	11,450.00	1,860.77	4,124.76	7,325.24	36.02%
50R001 1510 0000	INTEREST	7,050.00	2,570.33	7,693.48	(643.48)	109.13%
Total Local Revenue		1,791,244.00	275,098.88	913,110.30	878,133.70	50.98%
Total IMRF/SS Fund		1,791,244.00	275,098.88	913,110.30	878,133.70	50.98%
60R001 1510 0000	INTEREST-SWEEP ACCOUNT	50,000.00	14,093.63	117,222.54	(67,222.54)	234.45%
60R000 1930 0000	IMPACT FEES	60,000.00	-	-	60,000.00	0.00%
Total Local Revenue		110,000.00	14,093.63	117,222.54	(7,222.54)	106.57%
Total Capital Projects Fund		110,000.00	14,093.63	117,222.54	(7,222.54)	106.57%
70R000 1115 0000	TAXES	147,429.00	21,370.67	71,161.81	76,267.19	48.27%
70R001 1510 0000	INTEREST	13,000.00	3,256.81	11,162.03	1,837.97	85.86%
Total Local Revenue		160,429.00	24,627.48	82,323.84	78,105.16	51.31%
Total Working Cash Fund		160,429.00	24,627.48	82,323.84	78,105.16	51.31%
80R000 1120 0000	TORT TAXES	630,234.00	67,666.95	225,323.02	404,910.98	35.75%
80R001 1510 0000	INTEREST - SWEEP ACCOUNT	6,000.00	1,015.38	3,109.27	2,890.73	51.82%
Total Local Revenue		636,234.00	68,682.33	228,432.29	407,801.71	35.90%
Total Tort Fund		636,234.00	68,682.33	228,432.29	407,801.71	35.90%
Revenue-All Funds						
1000	Total Local Revenue	51,851,393.00	7,186,357.33	24,231,891.79	27,619,501.21	46.73%
3000	Total State Revenue	26,449,959.00	654,454.35	2,500,329.91	23,949,629.09	9.45%
4000	Total Federal Revenue	1,547,560.00	205,485.01	445,414.44	1,102,145.56	28.78%
Total Revenue-All Funds		79,848,912.00	8,046,296.69	27,177,636.14	52,671,275.86	34.04%

Central Community Unit School Dist. 301
Expenditure Summary by Fund Report
October 2018

	2018-19 Original Budget	% of Fund	October MTD	2018-19 FYTD	Encumbered Amount	Budget Remaining	FYTD Percent
10-Education							
1000 Salaries	26,540,054.00	44.42%	2,106,830.90	8,075,673.43	-	18,464,380.57	30.43%
2000 Benefits	7,848,633.00	13.14%	628,197.78	2,036,220.53	-	5,812,412.47	25.94%
3000 Purchased Services	2,632,740.00	4.41%	83,640.67	551,140.93	311,981.92	1,769,617.15	32.78%
4000 Supplies	2,810,463.00	4.70%	126,926.26	540,192.65	158,300.85	2,111,969.50	24.85%
5000 Capital Outlay	173,000.00	0.29%	-	55,084.00	-	117,916.00	31.84%
6000 Other/Dues/Fees	19,462,761.00	32.58%	95,323.60	304,098.32	70,662.22	19,088,000.46	1.93%
7000 Non-Capital Equipment	276,109.00	0.46%	10,183.41	157,659.94	71,630.43	46,818.63	83.04%
Total Education Fund	59,743,760.00	100.00%	3,051,102.62	11,720,069.80	612,575.42	47,411,114.78	20.64%
20-O&M							
1000 Salaries	1,826,450.00	29.29%	126,156.45	513,883.43	-	1,312,566.57	28.14%
2000 Benefits	505,100.00	8.10%	31,172.47	123,178.51	-	381,921.49	24.39%
3000 Purchased Services	1,022,000.00	16.39%	51,931.21	333,205.08	15,161.94	673,632.98	34.09%
4000 Supplies	1,391,500.00	22.31%	100,306.76	334,731.11	38,545.00	1,018,223.89	26.83%
5000 Capital Outlay	1,300,000.00	20.85%	33,016.28	311,102.52	13,000.00	975,897.48	24.93%
6000 Other/Dues/Fees	102,000.00	1.64%	-	-	-	102,000.00	0.00%
7000 Non-Capital Equipment	89,000.00	1.43%	1,969.00	61,062.97	-	27,937.03	68.61%
Total O&M	6,236,050.00	100.00%	344,552.17	1,677,163.62	66,706.94	4,492,179.44	27.96%
30-Debt Service							
3000 Purchased Services	5,000.00	0.07%	-	950.00	-	4,050.00	19.00%
6000 Other/Bonds	7,315,450.00	99.93%	-	587,725.00	-	6,727,725.00	8.03%
Total Debt Service	7,320,450.00	100.00%	-	588,675.00	-	6,731,775.00	8.04%
40-Transportation							
1000 Salaries	2,184,000.00	59.01%	172,076.01	663,789.27	-	1,520,210.73	30.39%
2000 Benefits	131,050.00	3.54%	7,276.74	25,491.70	-	105,558.30	19.45%
3000 Purchased Services	910,600.00	24.60%	4,461.00	779,717.46	-	130,882.54	85.63%
4000 Supplies	360,500.00	9.74%	27,138.10	68,723.35	38,369.20	253,407.45	29.71%
6000 Other/Dues/Transfers	110,000.00	2.97%	80.00	663.00	41.00	109,296.00	0.64%
7000 Non-Capital Equipment	5,000.00	0.14%	-	2,422.35	-	2,577.65	48.45%
Total Transportation	3,701,150.00	100.00%	211,031.85	1,540,807.13	38,410.20	2,121,932.67	42.67%
50-IMRF/SS							
2000 Benefits	1,747,420.00	100.00%	133,924.16	522,037.41	-	1,225,382.59	29.87%
Total IMRF/SS	1,747,420.00	100.00%	133,924.16	522,037.41	-	1,225,382.59	29.87%
60-Capital Projects							
5000 Capital Outlay	4,000,000.00	100.00%	768,421.05	3,239,879.98	6,635.61	753,484.41	81.16%
Total Capital Projects	4,000,000.00	100.00%	768,421.05	3,239,879.98	6,635.61	753,484.41	81.16%
70-Working Cash							
6000 Transfers	-	0.00%	-	-	-	-	0.00%
Total Working Cash	-	0.00%	-	-	-	-	0.00%
80-Tort							
3000 Purchased Services	695,000.00	100.00%	66.00	69,135.62	14,438.04	611,426.34	12.02%
Total Tort	695,000.00	100.00%	66.00	69,135.62	14,438.04	611,426.34	12.02%
Total Expenditures	83,443,830.00		4,509,097.85	19,357,768.56	738,766.21	63,347,295.23	24.08%
Expenditures Across All Funds							
1000 Salaries	30,550,504.00	36.61%	2,405,063.36	9,253,346.13	-	21,297,157.87	30.29%
2000 Benefits	10,232,203.00	12.26%	800,571.15	2,706,928.15	-	7,525,274.85	26.45%
3000 Purchased Services	5,265,340.00	6.31%	140,098.88	1,734,149.09	341,581.90	3,189,609.01	39.42%
4000 Supplies	4,562,463.00	5.47%	254,371.12	943,647.11	235,215.05	3,383,600.84	25.84%
5000 Capital Outlay	5,473,000.00	6.56%	801,437.33	3,606,066.50	19,635.61	1,847,297.89	66.25%
6000 Other/Dues/Fees/Bonds	26,990,211.00	32.35%	95,403.60	892,486.32	70,703.22	26,027,021.46	3.57%
7000 Non-Capital Equipment	370,109.00	0.44%	12,152.41	221,145.26	71,630.43	77,333.31	79.11%
Total Expenditures Across all Funds	83,443,830.00	100.00%	4,509,097.85	19,357,768.56	738,766.21	63,347,295.23	24.08%

VENDOR	INVOICE #	INVOICE DESCRIPTION	ACCOUNT NUMBER	AMOUNT
A DISCOUNT T	20182979	Staff wear	10E011 2410 4900 00 000000 0000	135.00
A DISCOUNT T	20182989	Classroom T-Shirts	10E010 1110 4900 00 000000 0000	159.00
A DISCOUNT T	20182935	Class T-shirts	10E008 1110 4900 00 000000 0000	3,207.50
A DISCOUNT T	20182994	Classroom T-shirts	10E008 1110 4900 00 000000 0000	224.00
A DISCOUNT T	20183000	Music polos	10E011 1120 4900 00 000000 0000	1,862.00
A DISCOUNT T	20182990	Intramural VB shirts	10E011 2410 4900 00 000000 0000	168.00
A DISCOUNT T	20182998	Literacy Night T-Shirts	10E008 2410 4100 00 000000 0000	43.75
A DISCOUNT T	20183004	Class T-Shirts	10E008 1110 4900 00 000000 0000	210.00
Totals for A DISCOUNT T				6,009.25
ACCURATE PIANO & SAL Aug 30		Piano tuning	10E002 1130 3190 00 000000 0000	115.00
Totals for ACCURATE PIANO & SALES				115.00
ADVANCE AUTO PARTS	2454-388930	Headlights, gaskets, blade	40E001 2550 4100 00 000000 0000	56.06
ADVANCE AUTO PARTS	2454-389967	Batteries, Tape, Xtreme Blue	40E001 2550 4100 00 000000 0000	52.70
ADVANCE AUTO PARTS	2454-390472	Winter 35F All Season	40E001 2550 4100 00 000000 0000	27.54
ADVANCE AUTO PARTS	2454-390473	Grease	40E001 2550 4100 00 000000 0000	143.13
Totals for ADVANCE AUTO PARTS				279.43
ADVANCED MULTIMEDIA	T32822	Protective iPad case for student	10E001 1200 4100 00 462000 0000	312.79
Totals for ADVANCED MULTIMEDIA DEVICES,				312.79
ADVOCATE SHERMAN OCC	710101	Bus Driver Physical	40E001 2550 3190 00 000000 0000	105.00
ADVOCATE SHERMAN OCC	686787	Bus Driver Physical	40E001 2550 3190 00 000000 0000	105.00
ADVOCATE SHERMAN OCC	686774	Bus Driver Physical	40E001 2550 3190 00 000000 0000	210.00
ADVOCATE SHERMAN OCC	685774	Bus Driver Physicals	40E001 2550 3190 00 000000 0000	458.00
ADVOCATE SHERMAN OCC	683858	Bus Driver Physical	40E001 2550 3190 00 000000 0000	105.00
ADVOCATE SHERMAN OCC	710778	Bus Driver Physicals	40E001 2550 3190 00 000000 0000	210.00
ADVOCATE SHERMAN OCC	711355	W/C post accident testing	80E001 2362 3820 00 000000 0000	66.00
ADVOCATE SHERMAN OCC	711111	Bus Driver Physical	40E001 2550 3190 00 000000 0000	50.00
ADVOCATE SHERMAN OCC	711506	Bus Driver Physical	40E001 2550 3190 00 000000 0000	105.00
Totals for ADVOCATE SHERMAN OCCUPATIONAL				1,414.00
ADWEB COMMUNICATIONS	451-4825	Ticketing usage-Sept	10E002 2410 3900 00 000000 0000	45.00
Totals for ADWEB COMMUNICATIONS				45.00
AGUINAGA, JACOB	Oct 2018	Reimb for October 2018 Mileage	10E001 2660 3320 00 000000 0000	48.43
Totals for AGUINAGA, JACOB				48.43
ALEXANDER LEIGH CENT	2569	Monthly tuition-Nov	10E001 1912 6700 00 000000 0000	26,643.06
Totals for ALEXANDER LEIGH CENTER FOR AU				26,643.06
ALPHA BAKING COMPANY	180007282019	Food	10E010 2560 4100 00 000000 0000	44.86
ALPHA BAKING COMPANY	180007282017	Food	10E004 2560 4100 00 000000 0000	36.71
ALPHA BAKING COMPANY	180007282016	Food	10E003 2560 4100 00 000000 0000	59.03
ALPHA BAKING COMPANY	180007288015	Food	10E011 2560 4100 00 000000 0000	59.18
ALPHA BAKING COMPANY	180007288016	Food	10E008 2560 4100 00 000000 0000	4.89
ALPHA BAKING COMPANY	180007282018	Food	10E008 2560 4100 00 000000 0000	23.47
ALPHA BAKING COMPANY	180007291017	Food	10E011 2560 4100 00 000000 0000	48.12
ALPHA BAKING COMPANY	180007289014	Food	10E002 2560 4100 00 000000 0000	205.57
ALPHA BAKING COMPANY	180007289016	Food	10E004 2560 4100 00 000000 0000	47.07
ALPHA BAKING COMPANY	180007295015	Food	10E008 2560 4100 00 000000 0000	131.06
ALPHA BAKING COMPANY	180007295014	Food	10E011 2560 4100 00 000000 0000	93.28
ALPHA BAKING COMPANY	180007296015	Food	10E002 2560 4100 00 000000 0000	110.97
ALPHA BAKING COMPANY	180007295016	Food	10E010 2560 4100 00 000000 0000	111.05
ALPHA BAKING COMPANY	180007298018	Food	10E011 2560 4100 00 000000 0000	42.82

VENDOR	INVOICE #	INVOICE DESCRIPTION	ACCOUNT NUMBER	AMOUNT
ALPHA BAKING COMPANY	180007296017	Food	10E004 2560 4100 00 000000 0000	57.03
ALPHA BAKING COMPANY	180007302015	Food	10E011 2560 4100 00 000000 0000	85.20
ALPHA BAKING COMPANY	180007289015	Food	10E003 2560 4100 00 000000 0000	126.15
ALPHA BAKING COMPANY	180007296016	Food	10E003 2560 4100 00 000000 0000	14.82
ALPHA BAKING COMPANY	180007303012	Food	10E003 2560 4100 00 000000 0000	35.79
ALPHA BAKING COMPANY	180007302016	Food	10E008 2560 4100 00 000000 0000	55.26
ALPHA BAKING COMPANY	180007302017	Food	10E010 2560 4100 00 000000 0000	29.05
ALPHA BAKING COMPANY	180007291018	Food	10E005 2560 4100 00 000000 0000	39.83
ALPHA BAKING COMPANY	180007303013	Food	10E004 2560 4100 00 000000 0000	31.68
ALPHA BAKING COMPANY	180007303011	Food	10E002 2560 4100 00 000000 0000	256.83
ALPHA BAKING COMPANY	180007310015	Bread	10E002 2560 4100 00 000000 0000	139.99
ALPHA BAKING COMPANY	180007309016	Food	10E010 2560 4100 00 000000 0000	16.30
ALPHA BAKING COMPANY	180007309015	Food	10E008 2560 4100 00 000000 0000	4.89
ALPHA BAKING COMPANY	180007309014	Food	10E011 2560 4100 00 000000 0000	28.56
ALPHA BAKING COMPANY	180007305016	Food	10E005 2560 4100 00 000000 0000	40.73
		Totals for ALPHA BAKING COMPANY		1,980.19
ALPHA LASER ENGRAVIN	1309	Name plates for plaque	10E002 1130 4100 00 000000 0000	38.55
		Totals for ALPHA LASER ENGRAVING		38.55
AMAZON.COM	449653643974	OT supplies	10E001 1200 4100 00 462000 0000	25.62
AMAZON.COM	498584878465	Classroom supplies	10E005 1205 4100 00 000000 0000	38.15
AMAZON.COM	686879498657	Classroom supplies	10E005 1205 4100 00 000000 0000	9.99
AMAZON.COM	688748486754	Classroom Supplies	10E010 1205 4100 00 000000 0000	199.13
AMAZON.COM	465456689896	Classroom Supplies	10E010 1205 4100 00 000000 0000	46.32
AMAZON.COM	573799948448	Classroom Supplies	10E010 1205 4100 00 000000 0000	47.99
AMAZON.COM	468448455794	Supplies	10E008 1205 4100 00 000000 0000	146.03
AMAZON.COM	448887664395	Classroom supplies	10E001 2150 4100 00 000000 0000	75.84
AMAZON.COM	468553693949	Calculators for students	10E001 1200 4100 00 462000 0000	240.00
AMAZON.COM	438758549884	Supplies	10E001 2520 4100 00 000000 0000	108.44
AMAZON.COM	469467335977	File Folders	10E001 1800 4100 00 000000 0000	83.45
AMAZON.COM	455954377776	Math Interventionist Supplies	10E003 1120 4100 00 000000 0000	34.65
AMAZON.COM	683479833756	Supplies	10E003 1120 4100 00 000000 0000	25.98
AMAZON.COM	795985833387	Math Interventionist Supplies	10E003 1120 4100 00 000000 0000	17.98
AMAZON.COM	987433537368	Office supplies	10E002 2410 4100 00 000000 0000	52.50
AMAZON.COM	739578635485	Office Supplies	10E010 2410 4100 00 000000 0000	17.01
AMAZON.COM	797678484935	Student Supplies	10E010 1110 4100 00 000000 0000	48.45
AMAZON.COM	454347538883	Library Books	10E010 2220 4300 00 000000 0000	117.36
AMAZON.COM	433775644845	Classroom Supplies	10E010 1110 4100 00 000000 0000	187.19
AMAZON.COM	468988586659	Classroom Supplies	10E010 1110 4100 00 000000 0000	37.84
AMAZON.COM	588577695765	Classroom Supplies	10E010 1110 4100 00 000000 0000	30.07
AMAZON.COM	994738757869	Reading Strategies Book	10E008 2210 6400 00 000000 0000	43.35
AMAZON.COM	454733565434	Office Supplies	10E008 2410 4100 00 000000 0000	85.64
AMAZON.COM	565955685595	Office Supplies	10E008 2410 4100 00 000000 0000	161.83
AMAZON.COM	448447849868	CTE technical supplies	10E002 1400 4100 03 000000 0000	211.08
AMAZON.COM	986638847488	CTE supplies	10E002 1400 4100 03 000000 0000	146.14
AMAZON.COM	775465644665	Chair	10E002 2120 4100 00 000000 0000	67.17
AMAZON.COM	493996673895	Student Services supplies	10E002 2120 4100 00 000000 0000	126.52
AMAZON.COM	648937475358	Instructional Supplies	10E011 1120 4110 00 000000 0000	54.32
AMAZON.COM	596738765653	F&P Literacy books	10E001 2212 4100 00 000000 0000	244.84
AMAZON.COM	894437745343	Supplies	10E001 2520 4100 00 000000 0000	79.40
AMAZON.COM	639838388474	Supplies	10E001 2520 4100 00 000000 0000	91.00
AMAZON.COM	473368364834	Supplies	10E001 2520 4100 00 000000 0000	20.91
AMAZON.COM	935867788859	Supplies	10E001 2520 4100 00 000000 0000	14.99
AMAZON.COM	466468535565	Math Interventionist	10E003 1120 4100 00 000000 0000	138.65
AMAZON.COM	469935948999	Plain envelopes	10E003 2410 4100 00 000000 0000	66.58

VENDOR	INVOICE #	INVOICE DESCRIPTION	ACCOUNT NUMBER	AMOUNT
AMAZON.COM	533553434363	Name Plate	10E003 2410 4100 00 000000 0000	12.92
AMAZON.COM	665833353543	Supplies	10E003 1120 4100 00 000000 0000	25.98
AMAZON.COM	483573645678	Library Books	10E005 2220 4300 00 000000 0000	15.77
AMAZON.COM	638478373956	Library books	10E005 2220 4300 00 000000 0000	52.00
AMAZON.COM	938643536976	Library books	10E005 2220 4300 00 000000 0000	16.58
AMAZON.COM	774738537339	File Folders Resource	10E005 1110 4100 00 000000 0000	51.27
AMAZON.COM	476974665764	Reading Madness Books	10E005 2410 4100 00 000000 0000	601.97
AMAZON.COM	884883733774	Power strip	10E004 2410 4100 00 000000 0000	58.60
AMAZON.COM	448569856335	Student supplies	10E004 2410 4100 00 000000 0000	11.92
AMAZON.COM	579668489695	Power strips, supplies	10E004 2410 4100 00 000000 0000	102.24
AMAZON.COM	768675477998	Classroom supplies	10E004 1110 4100 00 000000 0000	130.40
AMAZON.COM	445947644897	Classroom materials	10E004 1110 4100 00 000000 0000	49.95
AMAZON.COM	874887775869	Classroom supplies	10E004 1110 4100 00 000000 0000	47.99
AMAZON.COM	438766993837	Classroom supplies	10E004 1110 4100 00 000000 0000	76.91
AMAZON.COM	469589975949	Music Kazoos	10E004 1110 4100 00 000000 0000	40.96
AMAZON.COM	448893635639	Art Rug	10E004 2410 4100 00 000000 0000	192.97
AMAZON.COM	798493883859	Kazoos	10E004 1110 4100 00 000000 0000	86.36
		Totals for AMAZON.COM		4,717.20
ASI SIGNAGE INNOVATI CHIC 208700		CHS Classroom and New Addition Signage Phase II	60E002 2530 5300 00 000000 0000	3,692.00
ASI SIGNAGE INNOVATI CHIC 208936		CHS Signage	20E001 2540 5300 00 000000 0000	7,235.00
		Totals for ASI SIGNAGE INNOVATIONS		10,927.00
BALDING, MAXWELL	Oct 26a	CHS reimb for ICTFL Fall Conference	10E002 2210 6400 00 000000 0000	181.24
		Totals for BALDING, MAXWELL		181.24
BANNER UP SIGNS	67964	Athletic Supplies	10E003 1500 4100 00 000000 0000	285.00
		Totals for BANNER UP SIGNS		285.00
BARCODES INC	INV6193481	Desktop Printer	10E001 2660 4100 00 000000 0000	358.92
BARCODES INC	INV6193516	Printer labels, ribbon	10E001 2660 4100 00 000000 0000	207.17
		Totals for BARCODES INC		566.09
BAUDVILLE	3424879	Principal supplies	10E005 2410 4100 00 000000 0000	156.75
		Totals for BAUDVILLE		156.75
BENDER, AMY	Oct 15	EKMS reimb for A Day at Judson conference	10E011 2210 6400 00 000000 0000	85.00
		Totals for BENDER, AMY		85.00
BIG SIGNS.COM INC	6057	Athletic Supplies	10E011 1500 4100 00 000000 0000	329.00
		Totals for BIG SIGNS.COM INC		329.00
BLASE, ALMA	Uniform FY19a	Uniform FY19 Shoes	10E011 2560 4110 00 000000 0000	40.30
BLASE, ALMA	Uniform FY19b	Uniform FY19 Pants	10E011 2560 4110 00 000000 0000	37.48
		Totals for BLASE, ALMA		77.78
BLICK ART MATERIALS	553307	Art supplies	10E002 1130 4100 00 000000 0000	186.12
		Totals for BLICK ART MATERIALS		186.12
BLISS, ANETTE	Oct 26	CHS reimb for ICTFL Fall Conference	10E002 2210 6400 00 000000 0000	198.02
		Totals for BLISS, ANETTE		198.02

VENDOR	INVOICE #	INVOICE DESCRIPTION	ACCOUNT NUMBER	AMOUNT
BOX CARS AND ONE-EYE	180131	Classroom Supplies	10E010 1110 4100 00 000000 0000	74.00
		Totals for BOX CARS AND ONE-EYED JACKS		74.00
BRANNSTROM, DAVID	Oct 2018	Reimb for October 2018 mileage	10E001 2212 3320 00 000000 0000	197.32
		Totals for BRANNSTROM, DAVID		197.32
BRICKS AND TREE WORK	Oct 26	Tree Removal by Mower Shed at CMS	20E001 2540 4120 00 000000 0000	2,200.00
		Totals for BRICKS AND TREE WORK		2,200.00
BROOKS, CHARLES	Oct 25	Professional Day Conference reimbursement Oct 25-26	10E001 2210 3100 00 462000 0000	370.24
		Totals for BROOKS, CHARLES		370.24
BSN SPORTS, INC	903236276	PE Uniforms	10E003 1120 4900 00 000000 0000	0.00
BSN SPORTS, INC	903113679	Volleyball Supplies	10E011 1500 4100 00 000000 0000	582.23
BSN SPORTS, INC	902935359	Fall Sports Equipment	10E002 1500 4100 00 000000 0000	4,199.30
BSN SPORTS, INC	902935361	Basketballs	10E002 1500 4100 00 000000 0000	832.48
BSN SPORTS, INC	903129656	Spring Sports Equipment	10E002 1500 4100 00 000000 0000	5,075.88
BSN SPORTS, INC	903012770	Credit Freight	10E002 1500 4100 00 000000 0000	-33.63
BSN SPORTS, INC	903315912	Credit Crew Socks	10E002 1500 4100 00 000000 0000	-312.00
BSN SPORTS, INC	903250095	Athletic Supplies	10E003 1500 4100 00 000000 0000	104.15
BSN SPORTS, INC	903213110	Volleyball cart	10E011 1500 4100 00 000000 0000	212.00
BSN SPORTS, INC	903256063	Shirts for Institute Day	10E001 2660 4100 00 000000 0000	125.00
BSN SPORTS, INC	903419129	Basketball Supplies	10E002 1500 4100 00 000000 0000	302.40
		Totals for BSN SPORTS, INC		11,087.81
BUCK BROS, INC	198219	Grounds Supplies for Equipment	20E001 2540 4120 00 000000 0000	129.80
		Totals for BUCK BROS, INC		129.80
BURNER, DAVID	July 6	Reimb for CDL License Renewal	40E001 2550 6400 00 000000 0000	30.00
		Totals for BURNER, DAVID		30.00
BUTCHER ON THE BLOCK	214	Technology Fair Lunch 11/9/2018	10E001 2210 6400 00 000000 0000	2,975.00
		Totals for BUTCHER ON THE BLOCK MEAT & D		2,975.00
CALL ONE	1128937 10/18	Phones	20E001 2540 3400 00 000000 0000	1,987.34
CALL ONE	1128937 11-18	Phones	20E001 2540 3400 00 000000 0000	1,981.61
		Totals for CALL ONE		3,968.95
CANARY, ELIZABETH	Oct 15	PKMS reimb for A Day at Judson conference	10E011 2210 6400 00 000000 0000	160.00
		Totals for CANARY, ELIZABETH		160.00
CARDMEMBER SERVICE	7577 11-18a	E. Mongan-Curriculum Expenses	20E001 2540 6400 00 000000 0000	245.00
CARDMEMBER SERVICE	7577 11-18a	E. Mongan-Curriculum Expenses	20E001 2540 6400 00 000000 0000	190.80
CARDMEMBER SERVICE	7577 11-18a	E. Mongan-Curriculum Expenses	10E001 2310 4100 00 000000 0000	90.41
CARDMEMBER SERVICE	7577 11-18a	E. Mongan-Curriculum Expenses	10E001 2210 6400 00 000000 0000	150.00
CARDMEMBER SERVICE	7577 11-18a	E. Mongan-Curriculum Expenses	10E001 2310 6400 00 000000 0000	122.49
CARDMEMBER SERVICE	7577 11-18a	E. Mongan-Curriculum Expenses	10E001 2320 4100 00 000000 0000	395.87
CARDMEMBER SERVICE	7577 11-18a	E. Mongan-Curriculum Expenses	20E001 2540 6400 00 000000 0000	-190.80
CARDMEMBER SERVICE	7577 11-18b	B. Tobin-Technology Expenses	10E001 2660 4100 00 000000 0000	33.75
CARDMEMBER SERVICE	7577 11-18b	B. Tobin-Technology Expenses	10E001 2660 4100 00 000000 0000	399.90
CARDMEMBER SERVICE	7577 11-18b	B. Tobin-Technology Expenses	10E001 2660 4100 00 000000 0000	10.78
CARDMEMBER SERVICE	7577 11-18b	B. Tobin-Technology Expenses	10E001 2660 4100 00 000000 0000	77.50
CARDMEMBER SERVICE	7577 11-18b	B. Tobin-Technology Expenses	10E001 2660 4100 00 000000 0000	176.12
CARDMEMBER SERVICE	7577 11-18b	B. Tobin-Technology Expenses	10E001 2660 3160 00 000000 0000	360.00

VENDOR	INVOICE #	INVOICE DESCRIPTION	ACCOUNT NUMBER	AMOUNT
CARDMEMBER SERVICE	7577 11-18b	B. Tobin-Technology Expenses	10E001 2660 3160 00 000000 0000	327.95
CARDMEMBER SERVICE	7577 11-18b	B. Tobin-Technology Expenses	10E001 2660 3160 00 000000 0000	219.00
CARDMEMBER SERVICE	7577 11-18b	B. Tobin-Technology Expenses	10E001 2660 4100 00 000000 0000	13.10
CARDMEMBER SERVICE	7577 11-18b	B. Tobin-Technology Expenses	10E010 2410 4100 00 000000 0000	9.99
CARDMEMBER SERVICE	7577 11-18b	B. Tobin-Technology Expenses	10E001 2660 4100 00 000000 0000	75.07
CARDMEMBER SERVICE	7577 11-18b	B. Tobin-Technology Expenses	10E001 2660 4100 00 000000 0000	180.04
CARDMEMBER SERVICE	7577 11-18b	B. Tobin-Technology Expenses	10E001 2660 4100 00 000000 0000	62.76
CARDMEMBER SERVICE	7577 11-18b	B. Tobin-Technology Expenses	10E001 2660 4100 00 000000 0000	11.99
CARDMEMBER SERVICE	7577 11-18b	B. Tobin-Technology Expenses	10E001 2660 4100 00 000000 0000	12.98
CARDMEMBER SERVICE	7577 11-18b	B. Tobin-Technology Expenses	10E001 2660 4100 00 000000 0000	5.13
CARDMEMBER SERVICE	7577 11-18b	B. Tobin-Technology Expenses	10E001 2660 4100 00 000000 0000	54.59
CARDMEMBER SERVICE	7577 11-18b	B. Tobin-Technology Expenses	10E001 2660 3160 00 000000 0000	10.00
CARDMEMBER SERVICE	7577 11-18	T. Stirn-Administrative Expenses	10E001 2310 6400 00 000000 0000	30.00
CARDMEMBER SERVICE	7577 11-18	T. Stirn-Administrative Expenses	10E001 2320 4100 00 000000 0000	69.63
CARDMEMBER SERVICE	7577 11-18	T. Stirn-Administrative Expenses	10E001 2320 4100 00 000000 0000	25.64
CARDMEMBER SERVICE	7577 11-18	T. Stirn-Administrative Expenses	10E001 2210 6400 00 000000 0000	1,290.00
CARDMEMBER SERVICE	7577 11-18	T. Stirn-Administrative Expenses	10E001 2520 4100 00 000000 0000	502.09
CARDMEMBER SERVICE	7577 11-18	T. Stirn-Administrative Expenses	10E001 2210 6400 00 000000 0000	64.30
CARDMEMBER SERVICE	7577 11-18	T. Stirn-Administrative Expenses	10E001 2210 6400 00 000000 0000	629.28
CARDMEMBER SERVICE	7577 11-18	T. Stirn-Administrative Expenses	10E001 2210 6400 00 000000 0000	629.28
CARDMEMBER SERVICE	7577 11-18	T. Stirn-Administrative Expenses	10E001 2210 6400 00 000000 0000	398.40
CARDMEMBER SERVICE	7577 11-18	T. Stirn-Administrative Expenses	10E001 2210 6400 00 000000 0000	398.40
CARDMEMBER SERVICE	7577 11-18	T. Stirn-Administrative Expenses	10E001 2210 6400 00 000000 0000	63.00
CARDMEMBER SERVICE	7577 11-18	T. Stirn-Administrative Expenses	10E001 2210 6400 00 000000 0000	63.00
CARDMEMBER SERVICE	7577 11-18	T. Stirn-Administrative Expenses	10E001 2210 6400 00 000000 0000	53.00
CARDMEMBER SERVICE	7577 11-18	T. Stirn-Administrative Expenses	10E001 2210 6400 00 000000 0000	53.00
CARDMEMBER SERVICE	7577 11-18	T. Stirn-Administrative Expenses	10E001 2310 4100 00 000000 0000	40.16
CARDMEMBER SERVICE	7577 11-18	T. Stirn-Administrative Expenses	40E001 2550 6400 00 000000 0000	40.00
CARDMEMBER SERVICE	7577 11-18	T. Stirn-Administrative Expenses	10E001 2520 4100 00 000000 0000	500.17
CARDMEMBER SERVICE	7577 11-18	T. Stirn-Administrative Expenses	10E001 2320 4100 00 000000 0000	15.96
CARDMEMBER SERVICE	7577 11-18	T. Stirn-Administrative Expenses	40E001 2550 6400 00 000000 0000	40.00
CARDMEMBER SERVICE	7577 11-18	T. Stirn-Administrative Expenses	10E001 2320 4100 00 000000 0000	15.96
CARDMEMBER SERVICE	7577 11-18	T. Stirn-Administrative Expenses	10E001 2320 4100 00 000000 0000	15.96
CARDMEMBER SERVICE	7577 11-18	T. Stirn-Administrative Expenses	10E001 2520 4100 00 000000 0000	508.21
CARDMEMBER SERVICE	7577 11-18	T. Stirn-Administrative Expenses	10E001 2520 4100 00 000000 0000	39.53
CARDMEMBER SERVICE	7577 11-18	T. Stirn-Administrative Expenses	20E001 2540 6400 00 000000 0000	381.60
CARDMEMBER SERVICE	7577 11-18	T. Stirn-Administrative Expenses	10E001 2320 4100 00 000000 0000	22.82
Totals for CARDMEMBER SERVICE				8,933.81
CARDUNAL OFFICE SUPP	606204-0	Office supplies	10E002 2410 4100 00 000000 0000	137.45
CARDUNAL OFFICE SUPP	606204-1	Office supplies	10E002 2410 4100 00 000000 0000	31.14
CARDUNAL OFFICE SUPP C	604343-0	Credit Post Card	10E001 2520 4100 00 000000 0000	-50.76
CARDUNAL OFFICE SUPP	606271-0	Labels	10E001 2320 4100 00 000000 0000	9.99
CARDUNAL OFFICE SUPP	606549-0	Mesh Stool	10E001 2660 4100 00 000000 0000	254.39
CARDUNAL OFFICE SUPP	606475-0	Toner for CTE	10E002 1400 4100 10 000000 0000	406.92
CARDUNAL OFFICE SUPP	606587-0	English supplies	10E002 1130 4100 00 000000 0000	7.29
CARDUNAL OFFICE SUPP	606570-0	Guidance supplies	10E002 2120 4100 00 000000 0000	26.97
CARDUNAL OFFICE SUPP	604567-0	Office supplies	10E002 2410 4100 00 000000 0000	287.57
CARDUNAL OFFICE SUPP	607106-0	Office Supplies	10E002 1500 4100 00 000000 0000	54.80
CARDUNAL OFFICE SUPP	607116-0	Office supplies	10E002 2410 4100 00 000000 0000	100.35
CARDUNAL OFFICE SUPP	607319-0	Office Supplies	10E001 2520 4100 00 000000 0000	71.87
CARDUNAL OFFICE SUPP	607235-0	Tech Day Labels	10E001 2520 4100 00 000000 0000	10.38
CARDUNAL OFFICE SUPP	606961-0	Office supplies	10E002 2410 4100 00 000000 0000	63.46
CARDUNAL OFFICE SUPP	607405-0	Office supplies	10E001 2320 4100 00 000000 0000	34.25
Totals for CARDUNAL OFFICE SUPPLY, INC				1,446.07

VENDOR	INVOICE #	INVOICE DESCRIPTION	ACCOUNT NUMBER	AMOUNT
CDW GOVERNMENT, INC	PMD5453	Licenses- Microsoft Desktop Education	10E001 2660 3160 00 000000 0000	26,349.76
		Totals for CDW GOVERNMENT, INC		26,349.76
CENGAGE LEARNING	65451903	Textbook	10E002 1130 4200 00 000000 0000	553.50
		Totals for CENGAGE LEARNING		553.50
CERTIFIED BALANCE &	23535	Wrestling Scale Balancing	10E002 1500 3190 00 000000 0000	387.00
		Totals for CERTIFIED BALANCE & SCALE COR		387.00
CHEERAN, SHEREENA	Lunch Refund	Food Service Refund PV and PKMS	10R011 1611 0000 00 000000 0000	175.70
CHEERAN, SHEREENA	Lunch Refund	Food Service Refund PV and PKMS	10R008 1611 0000 00 000000 0000	40.00
		Totals for CHEERAN, SHEREENA		215.70
CHG ALTERNATIVE EDUC	Sept 2018	Monthly tuition-Sept	10E001 1912 6700 00 000000 0000	3,441.66
CHG ALTERNATIVE EDUC	Oct 2018	Monthly tuition Oct	10E001 1912 6700 00 000000 0000	3,985.08
		Totals for CHG ALTERNATIVE EDUCATION INC		7,426.74
CINTAS CORPORATION #	355621028	Floor Mats	40E001 2550 4100 00 000000 0000	55.47
CINTAS CORPORATION #	355627265	Floor Mats	40E001 2550 4100 00 000000 0000	55.47
CINTAS CORPORATION #	355633674	Floor Mats	40E001 2550 4100 00 000000 0000	55.47
		Totals for CINTAS CORPORATION #355		166.41
CITY OF ELGIN	330845-42337	10- Water Service CT	20E001 2540 3700 00 000000 0000	1,072.79
CITY OF ELGIN	330845-31466	10- Water Service PKMS	20E001 2540 3700 00 000000 0000	335.40
CITY OF ELGIN	330845-39520	10- Water Service PKMS	20E001 2540 3700 00 000000 0000	1,541.33
		Totals for CITY OF ELGIN		2,949.52
CLASSROOM FACES BY A	18627	Kindergarten T-shirts	10E004 1110 4900 00 000000 0000	1,068.00
		Totals for CLASSROOM FACES BY A+ IMAGES		1,068.00
CLEAR ALTERNATIVE, I	42696	Water filters for building	10E002 1130 3190 00 000000 0000	1,500.00
		Totals for CLEAR ALTERNATIVE, INC		1,500.00
CLIENTFIRST CONSULTI	9304	BEAR form filing preparation	10E001 2660 3190 00 000000 0000	950.00
		Totals for CLIENTFIRST CONSULTING GROUP		950.00
COEO SOLUTIONS LLC	1014046	Phones	20E001 2540 3400 00 000000 0000	2,734.59
		Totals for COEO SOLUTIONS LLC		2,734.59
COLLINS, CRAIG	Nov 13	Administrator Academy Facilitation Fee	10E001 2210 6400 00 000000 0000	500.00
COLLINS, CRAIG	Nov 13a	Administrator Academy Materials	10E001 2210 6400 00 000000 0000	2,131.94
		Totals for COLLINS, CRAIG		2,631.94
COMMUNICATIONS REVOL	T1903663	Communication charges	10E001 2660 4100 00 000000 0000	25.00
COMMUNICATIONS REVOL	T1906792	Communication charges	10E001 2660 3160 00 000000 0000	25.00
		Totals for COMMUNICATIONS REVOLVING FUND		50.00
CONNECTIONS DAY SCHO	25403	Monthly Tuition-Oct	10E001 1912 6700 00 000000 0000	7,475.30
		Totals for CONNECTIONS DAY SCHOOL SOUTH		7,475.30
CPI	IUS0126533	CPI Annual Membership Fee	10E001 2210 3100 00 462000 0000	150.00
		Totals for CPI		150.00
CRESCENT ELECTRIC SU	S505656113.001	Supplies for Mobile Maker	10E001 2660 4100 00 000000 0000	488.41

VENDOR	INVOICE #	INVOICE DESCRIPTION	ACCOUNT NUMBER	AMOUNT
CRESCENT ELECTRIC SU	S505187981.004	Electric Supplies	10E001 2660 4100 00 000000 0000	352.72
CRESCENT ELECTRIC SU	S505187981.003	Electric Supplies	10E001 2660 4100 00 000000 0000	1,107.00
CRESCENT ELECTRIC SU	S505187981.002	Electric Supplies	10E001 2660 4100 00 000000 0000	186.56
CRESCENT ELECTRIC SU	S505187981.001	Electric Supplies	10E001 2660 4100 00 000000 0000	1,798.74
Totals for CRESCENT ELECTRIC SUPPLY CO				3,933.43
CUNA MUTUAL RETIREME	5652 1828 8193 4	3rd Qtr 2018 Fees	10E001 2310 6400 00 000000 0000	631.25
Totals for CUNA MUTUAL RETIREMENT SOLUTI				631.25
CURRAN MATERIALS COM 1		Administrative Fees for Plato Road	60E002 2530 5320 00 000000 0000	4,607.00
Totals for CURRAN MATERIALS COMPANY				4,607.00
DATAMATION IMAGING S	NOV-66669	Monthly file storage Oct.	10E001 2660 3160 00 462000 0000	260.00
Totals for DATAMATION IMAGING SERVICES				260.00
DAVIS-FLANNERY, KARE	Uniform FY19	FY19 Uniform Shoes	10E011 2560 4110 00 000000 0000	107.90
Totals for DAVIS-FLANNERY, KAREN				107.90
DC HUMPHRYS CO INC	16164	Grounds Yellow Safety Stakes	20E001 2540 4120 00 000000 0000	189.88
Totals for DC HUMPHRYS CO INC				189.88
DEKALB CUSD #428	Aug-Oct 2018	Quarterly HI tuition	10E001 4220 6700 00 462000 0000	14,374.84
Totals for DEKALB CUSD #428				14,374.84
DELUXE BUSINESS CHEC	2043239317	Deposit ticket books	10E001 2520 4100 00 000000 0000	251.29
Totals for DELUXE BUSINESS CHECKS/SOLUTI				251.29
DEMCO, INC	6481723	Library Supplies	10E010 2220 4100 00 000000 0000	50.80
Totals for DEMCO, INC				50.80
DIAMOND GRAPHICS	14576	Envelopes, Referral Forms	10E005 2410 4100 00 000000 0000	300.00
Totals for DIAMOND GRAPHICS				300.00
DIRECT ENERGY BUSINE	182980036363220	Electric Service All Bldgs	20E001 2540 4660 00 000000 0000	794.15
DIRECT ENERGY BUSINE	182980036363220	Electric Service All Bldgs	20E002 2540 4660 00 000000 0000	16,120.54
DIRECT ENERGY BUSINE	182980036363220	Electric Service All Bldgs	20E003 2540 4660 00 000000 0000	5,594.66
DIRECT ENERGY BUSINE	182980036363220	Electric Service All Bldgs	20E004 2540 4660 00 000000 0000	7,479.97
DIRECT ENERGY BUSINE	182980036363220	Electric Service All Bldgs	20E005 2540 4660 00 000000 0000	733.26
DIRECT ENERGY BUSINE	182980036363220	Electric Service All Bldgs	20E008 2540 4660 00 000000 0000	5,920.63
DIRECT ENERGY BUSINE	182980036363220	Electric Service All Bldgs	20E010 2540 4660 00 000000 0000	6,109.13
DIRECT ENERGY BUSINE	182980036363220	Electric Service All Bldgs	20E011 2540 4660 00 000000 0000	10,856.02
Totals for DIRECT ENERGY BUSINESS				53,608.36
DIVERSEY, STEVEN	July & Sept 2018	Reimb for Mileage July & Sept 2018	10E002 1500 3320 00 000000 0000	145.08
DIVERSEY, STEVEN	Oct 2018	Reimb for Mileage Oct 2018	10E002 1500 3320 00 000000 0000	188.46
Totals for DIVERSEY, STEVEN				333.54
DOYLE, MICHAEL	Oct 2018	Reimb for Oct 2018 mileage	10E001 2212 3320 00 000000 0000	116.57
DOYLE, MICHAEL	Sept 2018	Reimb for Sept 2018 mileage	10E001 2212 3320 00 000000 0000	219.36
DOYLE, MICHAEL	Aug 2018	Reimb for Aug 2018 mileage	10E001 2212 3320 00 000000 0000	40.88
Totals for DOYLE, MICHAEL				376.81
DUPAGE FEDERATION ON	4628	Interpretation Services	10E001 1800 3190 00 000000 0000	157.70
DUPAGE FEDERATION ON	4663	Translation Services	10E001 1800 3190 00 000000 0000	706.12

VENDOR	INVOICE #	INVOICE DESCRIPTION	ACCOUNT NUMBER	AMOUNT
			Totals for DUPAGE FEDERATION ON HUMAN	863.82
ECOWATER/DEKALB BOTT	10025 09-18	Bottled Water Delivery Service	10E002 1500 4900 00 000000 0000	13.88
			Totals for ECOWATER/DEKALB BOTTLED WATER	13.88
EDER, CASELLA & CO	26362	FY18 Audit, GASB 68, GASB 75, Single Audit	10E001 2310 3170 00 000000 0000	7,275.00
			Totals for EDER, CASELLA & CO	7,275.00
EDMENTUM	INV110724	EdOptions Academy	10E001 1100 3900 00 000000 0000	2,065.00
EDMENTUM	INV112534	EdOptions Academy	10E001 1100 3900 00 000000 0000	1,180.00
			Totals for EDMENTUM	3,245.00
EDUCATORS PUBLISHING	202501621217	Writing Dictionaries	10E010 1110 4200 00 000000 0000	247.63
			Totals for EDUCATORS PUBLISHING SERVICE	247.63
ELGIN KEY & LOCK CO	1801465	Maintenance Supplies	20E001 2540 4110 00 000000 0000	21.60
ELGIN KEY & LOCK CO	1801471	Maintenance Supplies	20E001 2540 4110 00 000000 0000	63.30
ELGIN KEY & LOCK CO	1801462	Maintenance Supplies	20E001 2540 4110 00 000000 0000	234.00
ELGIN KEY & LOCK CO	1801463	Maintenance Supplies	20E001 2540 4110 00 000000 0000	814.50
ELGIN KEY & LOCK CO	1801559	Grounds Supplies	20E001 2540 4120 00 000000 0000	625.11
ELGIN KEY & LOCK CO	1801586	Keys	10E002 2410 4100 00 000000 0000	111.60
			Totals for ELGIN KEY & LOCK CO INC	1,870.11
ESGI, LLC	21122	ESGI 12 Month License	10E004 1110 4100 00 000000 0000	700.00
ESGI, LLC	21122	ESGI 12 Month License	10E005 1110 4100 00 000000 0000	350.00
ESGI, LLC	21122	ESGI 12 Month License	10E008 1110 4100 00 000000 0000	700.00
ESGI, LLC	21122	ESGI 12 Month License	10E010 1110 4100 00 000000 0000	700.00
			Totals for ESGI, LLC	2,450.00
FASTENAL COMPANY	ILSOU150138	Maintenance Supplies	20E001 2540 4110 00 000000 0000	17.29
FASTENAL COMPANY	ILSOU150215	Maintenance Supplies	20E001 2540 4110 00 000000 0000	83.98
			Totals for FASTENAL COMPANY	101.27
FEECE OIL COMPANY	3573518	DEF Fuel Additive	40E001 2550 4640 00 000000 0000	387.03
FEECE OIL COMPANY	3580962	DEF Fuel Additive	40E001 2550 4640 00 000000 0000	388.36
			Totals for FEECE OIL COMPANY	775.39
FIRST SECURITY SYSTE	S87068	CHS Service Calls Fire Panel Trouble	20E001 2540 3230 00 000000 0000	323.50
FIRST SECURITY SYSTE	S87118	LL Service Calls Lockdown Message	20E001 2540 3230 00 000000 0000	470.50
			Totals for FIRST SECURITY SYSTEMS, INC	794.00
FITZGERALD LIGHTING	31931	HBT Parking Lot Light Repairs	20E001 2540 3230 00 000000 0000	672.90
FITZGERALD LIGHTING	31927	CT Parking Lot Light Repairs	20E001 2540 3230 00 000000 0000	956.87
FITZGERALD LIGHTING	32015	PKMS Exterior Lighting Repair	20E001 2540 3230 00 000000 0000	2,908.44
			Totals for FITZGERALD LIGHTING	4,538.21
FLINN SCIENTIFIC, IN	2273273	Science supplies	10E002 1130 4100 00 000000 0000	20.75
FLINN SCIENTIFIC, IN	2285506	Science supplies	10E002 1130 4100 00 000000 0000	82.95
			Totals for FLINN SCIENTIFIC, INC	103.70
FOLLETT SCHOOL SOLUT	2324008A	Textbooks History Alive	10E010 1110 4200 00 000000 0000	1,059.15
FOLLETT SCHOOL SOLUT	2318199A	Textbooks Science	10E010 1110 4200 00 000000 0000	1,256.95
FOLLETT SCHOOL SOLUT	2317672D	LMC books	10E008 2220 4300 00 000000 0000	91.14
FOLLETT SCHOOL SOLUT	2317672E	LMC books	10E008 2220 4300 00 000000 0000	137.69

VENDOR	INVOICE #	INVOICE DESCRIPTION	ACCOUNT NUMBER	AMOUNT
FOLLETT SCHOOL SOLUT	2319986B	Novels	10E002 1130 4200 00 000000 0000	171.80
FOLLETT SCHOOL SOLUT	2320435C	Textbooks	10E002 1130 4200 00 000000 0000	187.20
FOLLETT SCHOOL SOLUT	2320435D	Textbooks	10E002 1130 4200 00 000000 0000	113.76
FOLLETT SCHOOL SOLUT	2318515C	Library Books	10E010 2220 4300 00 000000 0000	188.16
FOLLETT SCHOOL SOLUT	2318515D	Library Books	10E010 2220 4300 00 000000 0000	228.06
FOLLETT SCHOOL SOLUT	2318515F	Library Books	10E010 2220 4300 00 000000 0000	110.04
FOLLETT SCHOOL SOLUT	2318515E	Library Books	10E010 2220 4300 00 000000 0000	110.04
FOLLETT SCHOOL SOLUT	2320435E	Textbooks	10E002 1130 4200 00 000000 0000	225.60
FOLLETT SCHOOL SOLUT	319758F	Library Books	10E010 2220 4300 00 000000 0000	300.75
FOLLETT SCHOOL SOLUT	2318194D	Books for classroom	10E004 1110 4100 00 000000 0000	13.75
FOLLETT SCHOOL SOLUT	2318194B	Books for classroom	10E004 1110 4100 00 000000 0000	35.30
FOLLETT SCHOOL SOLUT	2318194C	Books for classroom	10E004 1110 4100 00 000000 0000	6.95
FOLLETT SCHOOL SOLUT	2318382A	Kindergarten enVision Math reading books	10E004 1110 4200 00 000000 0000	103.80
FOLLETT SCHOOL SOLUT	2321340E	Reading Madness Books	10E004 2220 4300 00 000000 0000	118.02
FOLLETT SCHOOL SOLUT	2321340D	Reading Madness Books	10E004 2220 4300 00 000000 0000	110.04
FOLLETT SCHOOL SOLUT	2321340C	Reading Madness Books	10E004 2220 4300 00 000000 0000	188.16
FOLLETT SCHOOL SOLUT	2321340F	Reading Madness Books	10E004 2220 4300 00 000000 0000	110.04
FOLLETT SCHOOL SOLUT	2321340G	Reading Madness Books	10E004 2220 4300 00 000000 0000	110.04
FOLLETT SCHOOL SOLUT	2318834C	Books for classroom	10E004 1110 4100 00 000000 0000	21.49
FOLLETT SCHOOL SOLUT	2318834B	Books for classroom	10E004 1110 4100 00 000000 0000	6.89
FOLLETT SCHOOL SOLUT	2320435F	Textbooks	10E002 1130 4200 00 000000 0000	62.40
FOLLETT SCHOOL SOLUT	317769	Reading madness books	10E008 2220 4300 00 000000 0000	101.08
FOLLETT SCHOOL SOLUT	330437F	Reading Madness Books	10E008 2220 4300 00 000000 0000	108.43
FOLLETT SCHOOL SOLUT	2332984A	Reading Madness Books	10E004 2220 4300 00 000000 0000	73.55
FOLLETT SCHOOL SOLUT	864639F	HBT Book Order	10E004 1110 4200 00 000000 0000	1,374.61
Totals for FOLLETT SCHOOL SOLUTIONS, INC				6,724.89
FOX VALLEY CAREER CE Sept 10		FVCC Tuition 1st Semester	10E001 4240 6700 00 000000 0000	46,304.80
Totals for FOX VALLEY CAREER CENTER				46,304.80
FOX VALLEY FIRE & SA IN00211093		HBT Fire Alarm Service	20E001 2540 3100 00 000000 0000	310.00
FOX VALLEY FIRE & SA IN00211088		PV Fire Alarm Service	20E001 2540 3100 00 000000 0000	500.00
FOX VALLEY FIRE & SA IN00209500		CT Fire Alarm Service	20E001 2540 3100 00 000000 0000	210.00
Totals for FOX VALLEY FIRE & SAFETY CO				1,020.00
FRANK COONEY CO INC 68466		Whiteboard for gym	10E004 2410 4100 00 000000 0000	493.40
Totals for FRANK COONEY CO INC				493.40
FREDRICK, KEVIN Oct 2018		Reimb for Mileage Oct 2018	10E011 1120 3320 00 000000 0000	78.97
Totals for FREDRICK, KEVIN				78.97
FREESTYLE PHOTOGRAPH 1356781		Photo supplies	10E002 1130 4100 00 000000 0000	478.88
Totals for FREESTYLE PHOTOGRAPHIC SUPPLI				478.88
GALLERY COLLECTION, 18E0056365		Principal Supplies	10E011 2410 4100 00 000000 0000	131.52
Totals for GALLERY COLLECTION, THE				131.52
GEN POWER RSA002905 4		CHS Light Towers for Field	20E001 2540 4120 00 000000 0000	-3,000.00
GEN POWER RSA002905 6		CHS Light Towers for Field	20E001 2540 4120 00 000000 0000	299.00
GEN POWER RSA002905 2		CHS Light Towers for Field	20E001 2540 4120 00 000000 0000	4,500.00
Totals for GEN POWER				1,799.00
GET FRESH PRODUCE IN 2999072		Food	10E002 2560 4100 00 000000 0000	67.38
GET FRESH PRODUCE IN 2998276		Food	10E011 2560 4100 00 000000 0000	35.07
GET FRESH PRODUCE IN 3007266		Food	10E002 2560 4100 00 000000 0000	100.66

VENDOR	INVOICE #	INVOICE DESCRIPTION	ACCOUNT NUMBER	AMOUNT
GET FRESH PRODUCE IN	3004828	Food	10E004 2560 4100 00 000000 0000	43.75
GET FRESH PRODUCE IN	3004830	Food	10E008 2560 4100 00 000000 0000	48.15
GET FRESH PRODUCE IN	3004724	Food	10E011 2560 4100 00 000000 0000	144.94
GET FRESH PRODUCE IN	3004804	Food	10E010 2560 4100 00 000000 0000	18.85
GET FRESH PRODUCE IN	3013024	Food	10E010 2560 4100 00 000000 0000	16.70
GET FRESH PRODUCE IN	3010896	Food	10E008 2560 4100 00 000000 0000	59.85
GET FRESH PRODUCE IN	3006872	Food	10E004 2560 4100 00 000000 0000	134.38
GET FRESH PRODUCE IN	3011947	Food	10E011 2560 4100 00 000000 0000	38.29
GET FRESH PRODUCE IN	3014340	Food	10E002 2560 4100 00 000000 0000	150.85
GET FRESH PRODUCE IN	3017940	Food	10E011 2560 4100 00 000000 0000	29.69
GET FRESH PRODUCE IN	3017997	Food	10E003 2560 4100 00 000000 0000	200.47
GET FRESH PRODUCE IN	3015540	Food	10E004 2560 4100 00 000000 0000	134.05
GET FRESH PRODUCE IN	3021388	Food	10E002 2560 4100 00 000000 0000	159.85
GET FRESH PRODUCE IN	3024802	Food	10E004 2560 4100 00 000000 0000	15.90
GET FRESH PRODUCE IN	3014290	Food	10E008 2560 4100 00 000000 0000	127.20
GET FRESH PRODUCE IN	3028705	Food	10E002 2560 4100 00 000000 0000	189.11
GET FRESH PRODUCE IN	3024785	Food	10E008 2560 4100 00 000000 0000	48.15
GET FRESH PRODUCE IN	3022239	Food	10E004 2560 4100 00 000000 0000	115.80
GET FRESH PRODUCE IN	3024844	Food	10E010 2560 4100 00 000000 0000	15.30
GET FRESH PRODUCE IN	3024527	Food	10E011 2560 4100 00 000000 0000	20.69
GET FRESH PRODUCE IN	3032212	Produce	10E002 2560 4100 00 000000 0000	67.33
Totals for GET FRESH PRODUCE INC				1,982.41
GIGANT STEPS	301-1018E	Monthly Tuition	10E001 1912 6700 00 000000 0000	7,042.64
Totals for GIGANT STEPS				7,042.64
GORDON FOOD SERVICE	188793116	Non Food	10E003 2560 4900 00 000000 0000	171.15
GORDON FOOD SERVICE	188963016	Non Food	10E003 2560 4900 00 000000 0000	59.82
GORDON FOOD SERVICE	188622147	Non Food	10E003 2560 4900 00 000000 0000	113.41
GORDON FOOD SERVICE	188622149	Food	10E003 2560 4100 00 000000 0000	1,028.99
GORDON FOOD SERVICE	188793115	Food	10E003 2560 4100 00 000000 0000	919.54
GORDON FOOD SERVICE	188963011	Food	10E003 2560 4100 00 000000 0000	803.29
GORDON FOOD SERVICE	12064391	Credit Food	10E011 2560 4100 00 000000 0000	-3.62
GORDON FOOD SERVICE	12064397	Credit Food	10E011 2560 4100 00 000000 0000	-5.43
GORDON FOOD SERVICE	189302436	Non Food	10E004 2560 4900 00 000000 0000	273.43
GORDON FOOD SERVICE	189302434	Food	10E004 2560 4100 00 000000 0000	1,142.07
GORDON FOOD SERVICE	189302689	Food	10E008 2560 4100 00 000000 0000	1,388.50
GORDON FOOD SERVICE	189302685	Non Food	10E008 2560 4900 00 000000 0000	249.38
GORDON FOOD SERVICE	189302704	Food	10E008 2560 4100 00 000000 0000	56.50
GORDON FOOD SERVICE	189302694	Food & Non Food	10E008 2560 4100 00 000000 0000	211.47
GORDON FOOD SERVICE	189302694	Food & Non Food	10E008 2560 4900 00 000000 0000	32.62
GORDON FOOD SERVICE	189302700	Non Food	10E010 2560 4900 00 000000 0000	173.28
GORDON FOOD SERVICE	189302701	Food	10E010 2560 4100 00 000000 0000	1,047.13
GORDON FOOD SERVICE	12028203	Credit Non Food	10E010 2560 4900 00 000000 0000	-36.59
GORDON FOOD SERVICE	12064393	Credit Food	10E011 2560 4100 00 000000 0000	-3.62
GORDON FOOD SERVICE	189302699	Non Food	10E011 2560 4900 00 000000 0000	218.94
GORDON FOOD SERVICE	189272398	Food & Non Food	10E002 2560 4100 00 000000 0000	2,680.49
GORDON FOOD SERVICE	189272398	Food & Non Food	10E002 2560 4900 00 000000 0000	270.29
GORDON FOOD SERVICE	189137402	Non Food	10E003 2560 4900 00 000000 0000	87.13
GORDON FOOD SERVICE	189137400	Food	10E003 2560 4100 00 000000 0000	1,145.89
GORDON FOOD SERVICE	189302691	Food	10E011 2560 4100 00 000000 0000	1,276.41
GORDON FOOD SERVICE	189137396	Food	10E004 2560 4100 00 000000 0000	505.13
GORDON FOOD SERVICE	189422071	Food	10E005 2560 4100 00 000000 0000	431.68
GORDON FOOD SERVICE	189422066	Food	10E005 2560 4100 00 000000 0000	67.38
GORDON FOOD SERVICE	189422069	Food	10E005 2560 4100 00 000000 0000	80.82
GORDON FOOD SERVICE	189422072	Food	10E011 2560 4100 00 000000 0000	67.38

VENDOR	INVOICE #	INVOICE DESCRIPTION	ACCOUNT NUMBER	AMOUNT
GORDON FOOD SERVICE	189373009	Food	10E010 2560 4100 00 000000 0000	202.14
GORDON FOOD SERVICE	189373005	Food	10E008 2560 4100 00 000000 0000	202.14
GORDON FOOD SERVICE	189373008	Non Food	10E002 2560 4900 00 000000 0000	596.09
GORDON FOOD SERVICE	189373004	Food	10E002 2560 4100 00 000000 0000	1,436.18
GORDON FOOD SERVICE	189255651	Food & Non Food	10E005 2560 4100 00 000000 0000	495.77
GORDON FOOD SERVICE	189255651	Food & Non Food	10E005 2560 4900 00 000000 0000	22.86
GORDON FOOD SERVICE	189467830	Food	10E011 2560 4100 00 000000 0000	1,481.04
GORDON FOOD SERVICE	189467819	Non Food	10E011 2560 4900 00 000000 0000	124.88
GORDON FOOD SERVICE	189467813	Non Food	10E008 2560 4900 00 000000 0000	72.81
GORDON FOOD SERVICE	189467815	Food	10E008 2560 4100 00 000000 0000	56.55
GORDON FOOD SERVICE	189467814	Food	10E008 2560 4100 00 000000 0000	188.58
GORDON FOOD SERVICE	189467826	Food	10E008 2560 4100 00 000000 0000	885.40
GORDON FOOD SERVICE	189467824	Food	10E010 2560 4100 00 000000 0000	215.52
GORDON FOOD SERVICE	189467829	Non Food	10E010 2560 4900 00 000000 0000	41.97
GORDON FOOD SERVICE	189467817	Food	10E010 2560 4100 00 000000 0000	604.50
GORDON FOOD SERVICE	189468468	Non Food	10E004 2560 4900 00 000000 0000	158.93
GORDON FOOD SERVICE	189468467	Food	10E004 2560 4100 00 000000 0000	188.58
GORDON FOOD SERVICE	189422050	Food	10E004 2560 4100 00 000000 0000	134.76
GORDON FOOD SERVICE	189542188	Non Food	10E002 2560 4900 00 000000 0000	22.86
GORDON FOOD SERVICE	189468461	Food	10E004 2560 4100 00 000000 0000	770.92
GORDON FOOD SERVICE	189542190	Food	10E002 2560 4100 00 000000 0000	571.16
GORDON FOOD SERVICE	189439116	Non Food	10E002 2560 4900 00 000000 0000	48.14
GORDON FOOD SERVICE	189439117	Food	10E002 2560 4100 00 000000 0000	3,497.13
GORDON FOOD SERVICE	189605665	Non Food	10E002 2560 4900 00 000000 0000	272.70
GORDON FOOD SERVICE	189605667	Food	10E002 2560 4100 00 000000 0000	109.89
GORDON FOOD SERVICE	189634926	Food	10E008 2560 4100 00 000000 0000	726.64
GORDON FOOD SERVICE	189636559	Food	10E004 2560 4100 00 000000 0000	1,137.16
GORDON FOOD SERVICE	189636564	Non Food	10E004 2560 4900 00 000000 0000	132.81
GORDON FOOD SERVICE	189634936	Non Food	10E010 2560 4900 00 000000 0000	95.78
GORDON FOOD SERVICE	189634914	Non Food	10E008 2560 4900 00 000000 0000	86.29
GORDON FOOD SERVICE	189634930	Food	10E010 2560 4100 00 000000 0000	767.18
GORDON FOOD SERVICE	189634925	Food	10E011 2560 4100 00 000000 0000	2,214.35
GORDON FOOD SERVICE	189634917	Non Food	10E011 2560 4900 00 000000 0000	459.13
GORDON FOOD SERVICE	189605664	Food	10E002 2560 4100 00 000000 0000	3,448.22
GORDON FOOD SERVICE	12064411	Credit Food	10E003 2560 4100 00 000000 0000	-1.81
GORDON FOOD SERVICE	12100178	Credit Non Food	10E003 2560 4900 00 000000 0000	-1.63
GORDON FOOD SERVICE	189302437	Non Food	10E003 2560 4900 00 000000 0000	102.99
GORDON FOOD SERVICE	189636557	Non Food	10E003 2560 4900 00 000000 0000	108.96
GORDON FOOD SERVICE	189468466	Non Food	10E003 2560 4900 00 000000 0000	366.68
GORDON FOOD SERVICE	189804663	Food & Non Food	10E003 2560 4100 00 000000 0000	1,074.77
GORDON FOOD SERVICE	189804663	Food & Non Food	10E003 2560 4900 00 000000 0000	81.21
GORDON FOOD SERVICE	189636558	Food	10E003 2560 4100 00 000000 0000	1,091.85
GORDON FOOD SERVICE	189468460	Food	10E003 2560 4100 00 000000 0000	822.93
GORDON FOOD SERVICE	189302440	Food	10E003 2560 4100 00 000000 0000	1,077.02
GORDON FOOD SERVICE	189802868	Food	10E011 2560 4100 00 000000 0000	2,986.22
GORDON FOOD SERVICE	189802872	Non Food	10E011 2560 4900 00 000000 0000	420.70
GORDON FOOD SERVICE	189591565	Food & Non Food	10E005 2560 4100 00 000000 0000	461.14
GORDON FOOD SERVICE	189591565	Food & Non Food	10E005 2560 4900 00 000000 0000	28.58
GORDON FOOD SERVICE	189757556	Food & Non Food	10E005 2560 4100 00 000000 0000	299.83
GORDON FOOD SERVICE	189757556	Food & Non Food	10E005 2560 4900 00 000000 0000	68.89
GORDON FOOD SERVICE	189771994	Food	10E002 2560 4100 00 000000 0000	5,555.63
GORDON FOOD SERVICE	189771993	Food	10E002 2560 4100 00 000000 0000	30.69
GORDON FOOD SERVICE	189802883	Food	10E010 2560 4100 00 000000 0000	1,595.49
GORDON FOOD SERVICE	189802879	Non Food	10E010 2560 4900 00 000000 0000	101.39
GORDON FOOD SERVICE	189804671	Non Food	10E004 2560 4900 00 000000 0000	161.75
GORDON FOOD SERVICE	189804667	Food	10E004 2560 4100 00 000000 0000	1,168.15

VENDOR	INVOICE #	INVOICE DESCRIPTION	ACCOUNT NUMBER	AMOUNT
GORDON FOOD SERVICE	189802885	Food	10E008 2560 4100 00 000000 0000	875.95
GORDON FOOD SERVICE	189802882	Non Food	10E008 2560 4900 00 000000 0000	115.11
GORDON FOOD SERVICE	189802870	Non Food	10E008 2560 4900 00 000000 0000	80.56
GORDON FOOD SERVICE	189771991	Non Food	10E002 2560 4900 00 000000 0000	474.50
GORDON FOOD SERVICE	189468464	Terrific Twister rewards	10E004 2410 4100 00 000000 0000	168.57
GORDON FOOD SERVICE	189944108	Food & Non Food	10E002 2560 4100 00 000000 0000	4,151.00
GORDON FOOD SERVICE	189944108	Food & Non Food	10E002 2560 4900 00 000000 0000	395.61
GORDON FOOD SERVICE	12195582	Credit Food	10E002 2560 4100 00 000000 0000	-109.24
GORDON FOOD SERVICE	189944113	Food	10E002 2560 4100 00 000000 0000	66.26
GORDON FOOD SERVICE	189944107	Food	10E002 2560 4100 00 000000 0000	53.48
GORDON FOOD SERVICE	189929580	Food	10E005 2560 4100 00 000000 0000	311.42
		Totals for GORDON FOOD SERVICE INC		60,106.57
GRAINGER	9932516942	Maintenance Supplies	20E001 2540 4110 00 000000 0000	192.54
GRAINGER	9944802702	Maintenance Supplies	20E001 2540 4110 00 000000 0000	61.05
		Totals for GRAINGER		253.59
GROOT INC	2553411	Refuse & Recycle All Bldgs	20E001 2540 3210 00 000000 0000	1,844.40
		Totals for GROOT INC		1,844.40
GTM SPORTSWEAR	100829767	T-shirts	10E002 2120 4100 00 000000 0000	225.00
		Totals for GTM SPORTSWEAR		225.00
HAMILTON ACADEMY	Aug 2018a	Monthly Tuition-rate adjustment	10E001 1912 6700 00 000000 0000	122.10
HAMILTON ACADEMY	Sept 2018a	Monthly Tuition rate adjustment	10E001 1912 6700 00 000000 0000	415.14
		Totals for HAMILTON ACADEMY		537.24
HAMPTON, LENZINI AND	20180415	CHS Engineering Plan Review Road Work Phase II	60E002 2530 5320 00 000000 0000	945.00
		Totals for HAMPTON, LENZINI AND RENWICK,		945.00
HARING, EMILY	July 2018	Reimb for July Mileage-reissue ck 68148	10E001 2660 3320 00 000000 0000	7.03
HARING, EMILY	Oct 2018	Reimb for October 2018 Mileage	10E001 2660 3320 00 000000 0000	53.11
		Totals for HARING, EMILY		60.14
HARING, MEREDITH	Oct 26	CHS reimb for ICTFL Fall Conference	10E002 2210 6400 00 000000 0000	196.28
		Totals for HARING, MEREDITH		196.28
HEINEMANN	6987548	ELL Fountas supplies	10E004 1110 4200 00 000000 0000	5.50
HEINEMANN	6989471	ELL Fountas supplies	10E004 1110 4200 00 000000 0000	16.50
HEINEMANN	6995281	Textbooks Fontas & Pinnell Reading/ELL	10E005 1110 4200 00 000000 0000	5.50
HEINEMANN	6995276	Replacement Textbooks	10E008 1110 4200 00 000000 0000	21.80
HEINEMANN	6995363	ELL Fountas	10E004 1110 4200 00 000000 0000	27.50
HEINEMANN	6993797	ELL Fountas Supplies	10E004 1110 4200 00 000000 0000	11.00
		Totals for HEINEMANN		87.80
HENDRY, KELSEY	Tuition 11-18	Tuition Reimbursement LIT655	10E004 1110 2300 00 000000 0000	300.00
		Totals for HENDRY, KELSEY		300.00
HINCKLEY SPRING WATE	14870571 102718	B. & G Bottled Water	20E001 2540 3700 00 000000 0000	43.27
		Totals for HINCKLEY SPRING WATER COMPANY		43.27
HODGES LOIZZI EISENH	42954	Legal services August	80E001 2369 3180 00 000000 0000	14,372.04

VENDOR	INVOICE #	INVOICE DESCRIPTION	ACCOUNT NUMBER	AMOUNT
HODGES LOIZZI EISENH	43240	Legal services September	80E001 2369 3180 00 000000 0000	11,173.40
Totals for HODGES LOIZZI EISENHAMMER				25,545.44
HUBERT COMPANY	217723	Supplies	10E002 2560 4900 00 000000 0000	14.64
HUBERT COMPANY	254929	Kitchen Supplies	10E002 2560 4900 00 000000 0000	223.58
HUBERT COMPANY	254929	Kitchen Supplies	10E008 2560 4900 00 000000 0000	126.04
Totals for HUBERT COMPANY				364.26
IAASE	FY2019	Membership for M. Vaughn	10E001 2330 6400 00 000000 0000	180.00
Totals for IAASE				180.00
IF WALLS COULD TALK	2289	Riley's Highway Paint job	10E004 2410 4100 00 000000 0000	816.00
Totals for IF WALLS COULD TALK				816.00
IHSA	Oct 2018	IHSA Regional Volleyball	10E002 1500 3900 00 000000 0000	537.60
IHSA	Oct 30a	Boys Soccer Super Sectional	10E002 1500 3900 00 000000 0000	518.10
Totals for IHSA				1,055.70
ILLINI POWER PRODUCT	SW0020935-1	CT Generator Repair	20E001 2540 3230 00 000000 0000	586.89
Totals for ILLINI POWER PRODUCTS				586.89
ILLINOIS ASSOCIATION	251849	Subscription Renewal-Boardbook	10E001 2310 3100 00 000000 0000	2,000.00
ILLINOIS ASSOCIATION	253536	IASB PRESS Policy Service 2018-2019	10E001 2320 6400 00 000000 0000	975.00
Totals for ILLINOIS ASSOCIATION OF SCHOO				2,975.00
IMAGE360	I-28586	CHS Outside Doors/Garage Doors Letters and Numbers	60E002 2530 5300 00 000000 0000	1,954.01
Totals for IMAGE360				1,954.01
INTEGRATED SYSTEMS C	695754	Skyward Subscription Fee	10E001 2520 3160 00 000000 0000	828.00
Totals for INTEGRATED SYSTEMS CORPORATIO				828.00
J & D ENTERPRISES	902241568	PKMS Divider Curtain	20E001 2540 7100 00 000000 0000	4,289.00
J & D ENTERPRISES	902241566	CMS Bleacher Repairs	20E001 2540 3230 00 000000 0000	888.75
J & D ENTERPRISES	902241565	CMS Bleacher Repairs	20E001 2540 7100 00 000000 0000	4,073.00
J & D ENTERPRISES	902241572	HBT Bleacher Repair	20E001 2540 3230 00 000000 0000	782.00
Totals for J & D ENTERPRISES				10,032.75
JAN NOHLING PHOTOGRA	10726	Fall Sports Banners	10E002 1500 3900 00 000000 0000	1,000.00
JAN NOHLING PHOTOGRA	10727	Band Banner	10E002 1500 3900 00 000000 0000	500.00
Totals for JAN NOHLING PHOTOGRAPHY				1,500.00
JW PEPPER & SON, INC	11E02869	Choir Music	10E003 1120 4100 00 000000 0000	91.74
JW PEPPER & SON, INC	11D89927	Vocal supplies	10E002 1130 4100 00 000000 0000	32.24
JW PEPPER & SON, INC	11E04962	Vocal supplies	10E002 1130 4100 00 000000 0000	8.25
Totals for JW PEPPER & SON, INC				132.23
K&J PAINTING LLC	1849.01	Painting Projects at CHS	20E001 2540 5300 00 000000 0000	32,685.00
Totals for K&J PAINTING LLC				32,685.00
KANE COUNTY REGIONAL	10199	Fingerprinting Sept	10E001 2510 6400 00 000000 0000	120.00
Totals for KANE COUNTY REGIONAL OFFICE O				120.00
KANE COUNTY SHERIFF	FY17-18	Liaison Officer Services 2017-2018	10E002 1130 3100 00 000000 0000	71,232.00

VENDOR	INVOICE #	INVOICE DESCRIPTION	ACCOUNT NUMBER	AMOUNT
			Totals for KANE COUNTY SHERIFF DEPT	71,232.00
KB BILINGUAL SERVICE	Oct 2018	Bilingual Speech Therapy	10E001 3700 3100 00 462000 0000	300.00
			Totals for KB BILINGUAL SERVICES	300.00
KIDS DISCOVER	100138600-1	Classroom Curriculum	10E010 1110 4200 00 000000 0000	263.34
			Totals for KIDS DISCOVER	263.34
KING, NICHOLAS	Oct 2018	Reimb for October 2018 Mileage	10E001 2660 3320 00 000000 0000	14.06
			Totals for KING, NICHOLAS	14.06
KLAPPROTH, ELIZABETH	Oct 9	ISPA Annual membership renewal	10E001 2140 6400 00 000000 0000	125.00
			Totals for KLAPPROTH, ELIZABETH	125.00
KNEWITZ, JOHN	Oct 2018	Psych Consultant Oct 2018	10E001 2140 3140 00 000000 0000	4,620.00
			Totals for KNEWITZ, JOHN	4,620.00
LANGE, TRENT	Nov 2	Reimb for ASHA Membership Dues	10E001 2150 6400 00 000000 0000	253.00
			Totals for LANGE, TRENT	253.00
LESSONPIX INC	2026	Group User License Annual Subscription	10E001 1200 4100 00 462000 0000	615.60
LESSONPIX INC	2081	Online subscription	10E001 1200 4100 00 462000 0000	70.20
			Totals for LESSONPIX INC	685.80
LULLO, JANE	April 4	Hearing/Vision Certification reimb	10E001 2210 3100 00 462000 0000	60.00
			Totals for LULLO, JANE	60.00
MARKERBOARD PEOPLE,	232493	Science whiteboards	10E002 1130 4100 00 000000 0000	396.00
			Totals for MARKERBOARD PEOPLE, THE	396.00
MATISON, DAVID	Uniform FY19	2018-2019 Work Boot/Pant Reimb	20E002 2540 4110 00 000000 0000	144.98
			Totals for MATISON, DAVID	144.98
MCCARTHY, MATTHEW	Oct 2018	Reimb for October 2018 Mileage	10E001 2660 3320 00 000000 0000	21.64
			Totals for MCCARTHY, MATTHEW	21.64
MENARDS, ELGIN	56168	Drama supplies	10E002 1130 4900 00 000000 0000	892.59
MENARDS, ELGIN	56969	Maintenance Supplies	20E001 2540 4110 00 000000 0000	23.76
MENARDS, ELGIN	56617	Maintenance Supplies	20E001 2540 4110 00 000000 0000	51.59
MENARDS, ELGIN	53271	Maintenance Supplies	20E001 2540 4110 00 000000 0000	139.24
MENARDS, ELGIN	57617	Maintenance Supplies	20E001 2540 4110 00 000000 0000	22.75
MENARDS, ELGIN	57461	Maintenance Supplies	20E001 2540 4110 00 000000 0000	219.61
MENARDS, ELGIN	57310	Drama supplies	10E002 1130 4100 00 000000 0000	762.00
MENARDS, ELGIN	56752	Drama supplies	10E002 1130 4100 00 000000 0000	495.20
MENARDS, ELGIN	56837	Drama supplies	10E002 1130 4100 00 000000 0000	843.56
MENARDS, ELGIN	57839	Maintenance Supplies	20E001 2540 4110 00 000000 0000	66.85
MENARDS, ELGIN	58021	Maintenance Supplies	20E001 2540 4110 00 000000 0000	153.07
MENARDS, ELGIN	57577	Drama supplies	10E002 1130 4900 00 000000 0000	259.79
			Totals for MENARDS, ELGIN	3,930.01
MF ATHLETIC	INV43342	Athletic Equipment Field House Pole Vault Pit Pads	20E001 2540 5400 00 000000 0000	6,800.00
MF ATHLETIC	INV41140	Athletic Equipment Field House	20E001 2540 5400 00 000000 0000	13,109.00
MF ATHLETIC	INV44962	Athletic Equipment Field House	20E001 2540 5400 00 000000 0000	1,600.00

VENDOR	INVOICE #	INVOICE DESCRIPTION	ACCOUNT NUMBER	AMOUNT
			Totals for MF ATHLETIC	21,509.00
MHS INC	I007063	Online Protocols and Scoring	10E001 2230 3190 00 462000 0000	148.75
MHS INC	I008007	Protocols	10E001 2230 3190 00 462000 0000	170.00
MHS INC	I009708	Online Protocols and Scoring	10E001 2230 3190 00 462000 0000	93.75
			Totals for MHS INC	412.50
MIDWEST TRANSIT EQUI	X101042966:01	First Aid Kit Replacement Parts	40E001 2550 4100 00 000000 0000	107.49
			Totals for MIDWEST TRANSIT EQUIPMENT, IN	107.49
MONOPRICE	17831902	Supplies	10E001 2660 4100 00 000000 0000	1,466.68
MONOPRICE	17620866	Supplies	10E001 2660 4100 00 000000 0000	893.18
MONOPRICE	17622563	Supplies	10E001 2660 4100 00 000000 0000	2,002.70
			Totals for MONOPRICE	4,362.56
MORETTI, MEGAN	Oct 2018	Reimb for Oct 2018 Mileage	10E004 2410 3320 00 000000 0000	286.67
			Totals for MORETTI, MEGAN	286.67
MUSIC & ARTS CENTER,	INV013611579	Supplies	10E011 2410 4900 00 000000 0000	7.99
MUSIC & ARTS CENTER,	INV013787681	Band supplies	10E002 1130 4100 00 000000 0000	1,872.88
			Totals for MUSIC & ARTS CENTER, INC	1,880.87
NATIONAL GEOGRAPHIC	1000016477	Yearly Subscription 2nd grade	10E005 1110 4100 00 000000 0000	62.70
			Totals for NATIONAL GEOGRAPHIC SOCIETY	62.70
NCJC	Dec 2017a	CMS NCJC Art Fee FY18	10E003 2410 6400 00 000000 0000	225.00
			Totals for NCJC	225.00
NCPERS-IL IMRF	20181015ADNCPER	Payroll accrual	10L000 4810 4070 00 000000 0000	8.00
NCPERS-IL IMRF	20181015ADNCPER	Payroll accrual	40L000 4810 4070 00 000000 0000	40.00
NCPERS-IL IMRF	20181031ADNCPER	Payroll accrual	10L000 4810 4070 00 000000 0000	8.00
NCPERS-IL IMRF	20181031ADNCPER	Payroll accrual	40L000 4810 4070 00 000000 0000	40.00
			Totals for NCPERS-IL IMRF	96.00
NEIL, VINCENT	June-Sept 2018	Mileage reimb	10E001 2212 3320 00 000000 0000	127.97
			Totals for NEIL, VINCENT	127.97
NEWEGG BUSINESS,INC	1301519887	Supplies	10E001 2660 4100 00 000000 0000	2,719.00
			Totals for NEWEGG BUSINESS,INC	2,719.00
NEWSBANK	RT542516-2	LMC Subscriptions	10E003 2220 4100 00 000000 0000	948.50
			Totals for NEWSBANK	948.50
NICOR GAS	01-61-78-10005 1	Gas Service Transportation	40E001 2550 4650 00 000000 0000	108.61
			Totals for NICOR GAS	108.61
NOLAN, SARAH	Aug-Oct 2018	Reimb for Mileage	10E001 2140 3320 00 000000 0000	56.45
			Totals for NOLAN, SARAH	56.45
NORTHWESTERN ILLINOI	190121	Annual Assessment	10E001 4120 3190 00 462000 0000	7,853.08
NORTHWESTERN ILLINOI	190153	FY19 Contractual Service Fees	10E001 4120 3190 00 000000 0000	59,233.49
NORTHWESTERN ILLINOI	190153	FY19 Contractual Service Fees	10E001 4120 3190 00 462000 0000	70,911.05
NORTHWESTERN ILLINOI	190097	Deaf/HH Tuition	10E001 4220 6700 00 462000 0000	10,505.25
			Totals for NORTHWESTERN ILLINOIS ASSOCIA	148,502.87
O'NEIL, PATRICIA	Nov 13	Administrator Academy Presenter	10E001 2210 6400 00 000000 0000	500.00

VENDOR	INVOICE #	INVOICE DESCRIPTION	ACCOUNT NUMBER	AMOUNT
		11/13/2018		
			Totals for O'NEIL, PATRICIA	500.00
OFFICE DEPOT	210949665001	Supplies for AIW Training	10E001 2212 4100 00 000000 0000	602.25
OFFICE DEPOT	212425889001	Instructional Supplies	10E011 1120 4110 00 000000 0000	50.43
OFFICE DEPOT	219207034001	Office supplies	10E001 2560 4900 00 000000 0000	16.49
OFFICE DEPOT	220514654001	Office supplies	10E001 2330 4100 00 000000 0000	15.62
OFFICE DEPOT	220515200001	Office supplies	10E001 2330 4100 00 000000 0000	21.90
OFFICE DEPOT	220515201001	Office supplies	10E001 2330 4100 00 000000 0000	109.70
OFFICE DEPOT	219686173001	Office Supplies	10E010 2410 4100 00 000000 0000	220.68
OFFICE DEPOT	219698229001	Office Supplies	10E010 2410 4100 00 000000 0000	57.90
OFFICE DEPOT	219202950001	Office supplies	10E002 2560 4900 00 000000 0000	221.36
OFFICE DEPOT	219202950001	Office supplies	10E001 2560 4900 00 000000 0000	28.53
OFFICE DEPOT	220502398001	Office Supplies	10E003 2560 4900 00 000000 0000	211.65
OFFICE DEPOT	220502398001	Office Supplies	10E005 2560 4900 00 000000 0000	68.56
			Totals for OFFICE DEPOT	1,625.07
ORIENTAL TRADING COM	692433186-01	Supplies	10E008 1110 4100 00 000000 0000	28.85
			Totals for ORIENTAL TRADING COMPANY, INC	28.85
PACE SYSTEMS, INC	IN00022784	License and Support	10E001 2660 3160 00 000000 0000	7,595.00
			Totals for PACE SYSTEMS, INC	7,595.00
PARDRIDGE INSURANCE, 13643		Highway Permit bond	10E001 2520 3190 00 000000 0000	125.00
			Totals for PARDRIDGE INSURANCE, INC	125.00
PARKLAND PREPARATORY 2669		Monthly Tuition Oct 2018	10E001 1912 6700 00 000000 0000	4,311.30
			Totals for PARKLAND PREPARATORY ACADEMY	4,311.30
PARRA, ROBERTO	Oct 2018	Reimb for October 2018 Mileage	10E001 2660 3320 00 000000 0000	85.16
			Totals for PARRA, ROBERTO	85.16
PASQUINI, CHRISTOPHE	Oct 2018	Reimb for October 2018 Mileage	10E001 2660 3320 00 000000 0000	68.23
			Totals for PASQUINI, CHRISTOPHER	68.23
PAULUS, KIMBERLY	Oct 2018	Reimb for October 2018 mileage	10E001 2212 3320 00 000000 0000	82.24
			Totals for PAULUS, KIMBERLY	82.24
PDC LABORATORIES	I9342905	CMS Sample	20E001 2540 3100 00 000000 0000	175.50
PDC LABORATORIES	I9324246	HBT Management Fee Transient	20E001 2540 3100 00 000000 0000	300.00
PDC LABORATORIES	I9341286	CHS Water Testing	20E001 2540 3100 00 000000 0000	120.00
PDC LABORATORIES	I9341343	CHS Water Testing	20E001 2540 3100 00 000000 0000	180.00
			Totals for PDC LABORATORIES	775.50
PEARSON NCS	11824420	Add'l License and Online assessments	10E001 2230 3190 00 462000 0000	83.33
PEARSON NCS	11828941	Testing Materials	10E001 2230 3190 00 462000 0000	557.70
PEARSON NCS	11841434	Protocols	10E001 2230 3190 00 462000 0000	271.26
			Totals for PEARSON NCS	912.29
PENA, SHAUNA	Uniform FY19	Uniforms FY19 Shoes	10E011 2560 4110 00 000000 0000	76.38
			Totals for PENA, SHAUNA	76.38
PEPSI COLA GEN BOT I	18502616	Beverages	10E011 2560 4100 00 000000 0000	389.51
PEPSI COLA GEN BOT I	19267165	Beverage	10E005 2410 4100 00 000000 0000	125.34
PEPSI COLA GEN BOT I	18502613	Beverages	10E003 2560 4100 00 000000 0000	276.08

VENDOR	INVOICE #	INVOICE DESCRIPTION	ACCOUNT NUMBER	AMOUNT
PEPSI COLA GEN BOT I	18502615	Beverages	10E002 2560 4100 00 000000 0000	697.17
PEPSI COLA GEN BOT I	18502614	Pepsi	10E002 1500 4900 00 000000 0000	790.05
PEPSI COLA GEN BOT I	18033065	Beverages	10E002 2560 4100 00 000000 0000	592.18
PEPSI COLA GEN BOT I	30821308cr	Credit for Pepsi Order	10E002 1500 4900 00 000000 0000	-99.25
PEPSI COLA GEN BOT I	28713267cr	Credit for Pepsi Order	10E002 1500 4900 00 000000 0000	-19.14
PEPSI COLA GEN BOT I	27310602cr	Credit for Pepsi Order	10E002 1500 4900 00 000000 0000	-12.49
PEPSI COLA GEN BOT I	27310604cr	Credit for Pepsi Order	10E002 1500 4900 00 000000 0000	-10.40
PEPSI COLA GEN BOT I	27310603	Pepsi	10E002 1500 4900 00 000000 0000	862.31
PEPSI COLA GEN BOT I	28067562cr	Credit for Pepsi Order	10E002 1500 4900 00 000000 0000	-18.41
PEPSI COLA GEN BOT I	27220012cr	Credit for Pepsi Order	10E002 1500 4900 00 000000 0000	-34.18
PEPSI COLA GEN BOT I	18343010	Beverages	10E002 2560 4100 00 000000 0000	940.25
PEPSI COLA GEN BOT I	98967415	Beverages	10E011 2560 4100 00 000000 0000	500.88
PEPSI COLA GEN BOT I	98967414	Beverages	10E002 2560 4100 00 000000 0000	979.35
PEPSI COLA GEN BOT I	96262453	Beverages	10E003 2560 4100 00 000000 0000	339.72
PEPSI COLA GEN BOT I	85525106	Beverages	10E011 2560 4100 00 000000 0000	496.76
PEPSI COLA GEN BOT I	96262452	Beverages	10E002 2560 4100 00 000000 0000	970.06
PEPSI COLA GEN BOT I	96262451	Pop	10E002 1500 4900 00 000000 0000	533.49
PEPSI COLA GEN BOT I	85086403	Pepsi Machine Order	10E010 2410 4900 00 000000 0000	180.30
PEPSI COLA GEN BOT I	98157365	Pop for vending machine	10E008 2410 4900 00 000000 0000	234.65
Totals for PEPSI COLA GEN BOT INC				8,714.23
PERFORMANCE HEALTH S	IN90799782	Nurse gloves	10E004 1110 4250 00 000000 0000	72.25
Totals for PERFORMANCE HEALTH SUPPLY, IN				72.25
PETERSON, MARY	Aug 18	Athletic Football Jamboree 08/18/18	10E011 1500 3190 00 000000 0000	92.00
Totals for PETERSON, MARY				92.00
PETROCHOICE	10703510	Fuel	40E001 2550 4640 00 000000 0000	2,735.29
PETROCHOICE	10703510	Fuel	40E001 2550 4900 00 000000 0000	1.00
PETROCHOICE	10709510	Fuel	40E001 2550 4640 00 000000 0000	9,486.60
PETROCHOICE	10709510	Fuel	40E001 2550 4900 00 000000 0000	3.13
PETROCHOICE	10720900	Fuel	40E001 2550 4640 00 000000 0000	9,905.84
PETROCHOICE	10720900	Fuel	40E001 2550 4900 00 000000 0000	3.42
PETROCHOICE	10725236	Fuel	40E001 2550 4640 00 000000 0000	5,825.66
PETROCHOICE	10725236	Fuel	40E001 2550 4900 00 000000 0000	2.02
PETROCHOICE	10733245	Fuel	40E001 2550 4640 00 000000 0000	5,335.30
PETROCHOICE	10733245	Fuel	40E001 2550 4900 00 000000 0000	1.90
PETROCHOICE	10728496	Fuel	40E001 2550 4640 00 000000 0000	3,596.68
PETROCHOICE	10728496	Fuel	40E001 2550 4900 00 000000 0000	1.26
PETROCHOICE	10736310	Fuel	40E001 2550 4640 00 000000 0000	2,137.15
PETROCHOICE	10736310	Fuel	40E001 2550 4900 00 000000 0000	0.70
PETROCHOICE	10741522	Fuel	40E001 2550 4640 00 000000 0000	4,420.79
PETROCHOICE	10741522	Fuel	40E001 2550 4900 00 000000 0000	1.61
PETROCHOICE	10744240	Fuel	40E001 2550 4640 00 000000 0000	4,176.49
PETROCHOICE	10744240	Fuel	40E001 2550 4900 00 000000 0000	1.50
Totals for PETROCHOICE				47,636.34
PHILLIPS, LILY	Tuition 11-18	Tuition Reimbursement LIT505, LIT620-1, LIT510, LIT640-1	10E010 1110 2300 00 000000 0000	1,300.00
Totals for PHILLIPS, LILY				1,300.00
PIT STOP	PS230044	Athletic Purchase Services	10E011 1500 3190 00 000000 0000	132.00
PIT STOP	PS233969	Athletic Purchase Services	10E011 1500 3190 00 000000 0000	72.00
Totals for PIT STOP				204.00

VENDOR	INVOICE #	INVOICE DESCRIPTION	ACCOUNT NUMBER	AMOUNT
PITNEY BOWES GLOBAL	3102499003	Postage Meter	10E001 2410 3250 00 000000 0000	180.00
		Totals for PITNEY BOWES GLOBAL FINANCIAL		180.00
PORTO, PAMELA	Sept-Oct 2018	Reimb for Mileage Sept-Oct 2018	40E001 2550 3320 00 000000 0000	86.11
		Totals for PORTO, PAMELA		86.11
POSITIVE PROMOTIONS	6147410	Safety Literature for Bus Evacuation Week	40E001 2550 4100 00 000000 0000	634.93
		Totals for POSITIVE PROMOTIONS		634.93
POSITIVE REFLECTION	3-03-2018	Social Media for October	10E001 2900 3000 00 000000 0000	2,100.00
		Totals for POSITIVE REFLECTION PUBLIC RE		2,100.00
POTSIC, MICHAEL	Oct 2018	Mileage reimbursement Oct 2018	10E001 2330 3320 00 000000 0000	109.55
POTSIC, MICHAEL	Oct 2018	Mileage reimbursement Oct 2018	10E001 2210 3100 00 462000 0000	54.50
		Totals for POTSIC, MICHAEL		164.05
PRESENCE SAINT JOSEF	3768a	Tutoring Services-reissue ck 68516	10E001 1912 6700 00 000000 0000	192.00
PRESENCE SAINT JOSEF	3943	Homebound tutoring	10E001 1912 6700 00 000000 0000	960.00
		Totals for PRESENCE SAINT JOSEPH HOSPITA		1,152.00
PRIME CONSTRUCTION,	P18-132	CHS Painting and Striping	20E001 2540 3230 00 000000 0000	750.00
PRIME CONSTRUCTION,	P18-134	Plato Park Painting and Striping	20E001 2540 3230 00 000000 0000	750.00
		Totals for PRIME CONSTRUCTION, INC		1,500.00
PRINT LOOP	2018-606	Uniforms	10E002 2560 4110 00 000000 0000	358.00
PRINT LOOP	2018-606	Uniforms	10E003 2560 4110 00 000000 0000	206.00
PRINT LOOP	2018-606	Uniforms	10E004 2560 4110 00 000000 0000	48.00
PRINT LOOP	2018-606	Uniforms	10E005 2560 4110 00 000000 0000	48.00
PRINT LOOP	2018-606	Uniforms	10E008 2560 4110 00 000000 0000	114.00
PRINT LOOP	2018-606	Uniforms	10E010 2560 4110 00 000000 0000	120.00
PRINT LOOP	2018-606	Uniforms	10E011 2560 4110 00 000000 0000	132.00
PRINT LOOP	2018-712	Uniforms	10E010 2560 4110 00 000000 0000	23.00
		Totals for PRINT LOOP		1,049.00
PRINT TRANSFORMATION	20257	Banners for Student Svcs	10E002 2120 4100 00 000000 0000	630.80
		Totals for PRINT TRANSFORMATIONS		630.80
RAY SCHRIEBER DISPOS	1451	CHS Roll Off	20E001 2540 3210 00 000000 0000	360.00
		Totals for RAY SCHRIEBER DISPOSAL CO		360.00
REAGAN, STACY	Sept-Nov 2018	Reimb for Sept-Nov 1st mileage	10E001 2212 3320 00 000000 0000	281.33
		Totals for REAGAN, STACY		281.33
REALLY GOOD STUFF	6743513	Class supplies	10E004 1110 4100 00 000000 0000	41.94
REALLY GOOD STUFF	6715181	Classroom Supplies	10E010 1110 4100 00 000000 0000	348.30
REALLY GOOD STUFF	6749608	Classroom Supplies	10E010 1110 4100 00 000000 0000	-193.50
		Totals for REALLY GOOD STUFF		196.74
RECZEK, NANCY	3	Consulting Oct 2018	10E001 2310 3100 00 000000 0000	1,950.00
		Totals for RECZEK, NANCY		1,950.00
RIVER CITY RACE MANA	2018-49	RFID Scoring XC Meet	10E002 1500 3190 00 000000 0000	1,132.25
		Totals for RIVER CITY RACE MANAGEMENT LL		1,132.25

VENDOR	INVOICE #	INVOICE DESCRIPTION	ACCOUNT NUMBER	AMOUNT
ROADWAY TOWING & SER	11262	Safety Sticker	40E001 2550 6400 00 000000 0000	41.00
		Totals for ROADWAY TOWING & SERVICE, INC		41.00
ROBINSON, MARISA	Oct 2018	Reimb for Mileage	10E011 1120 3320 00 000000 0000	52.64
		Totals for ROBINSON, MARISA		52.64
ROEDER, AMIE	Oct 31	Reimb for Mileage Oct 2018	10E003 1120 3320 00 000000 0000	65.40
		Totals for ROEDER, AMIE		65.40
ROGERS ATHLETIC CO	253961	CHS Football Sled	20E001 2540 4120 00 000000 0000	365.00
		Totals for ROGERS ATHLETIC CO		365.00
ROHS, SALLY	Uniform FY19	Reimb for Uniforms/Shoes FY19	10E002 2560 4110 00 000000 0000	119.99
		Totals for ROHS, SALLY		119.99
ROMERO, KIMBERLY	Sept 27	Reimb for Mileage	10E001 2560 3320 00 000000 0000	30.57
		Totals for ROMERO, KIMBERLY		30.57
ROUTE 47 TRANSPORTAT	Sept 2018	Taxi Transportation	40E001 2550 3310 00 000000 0000	2,831.40
		Totals for ROUTE 47 TRANSPORTATION SERVI		2,831.40
RT REPAIR	13534	Grounds Vehicle Repair	20E002 2540 3230 00 000000 0000	1,031.50
RT REPAIR	13536	Grounds Vehicle Repair	20E002 2540 3230 00 000000 0000	1,024.99
		Totals for RT REPAIR		2,056.49
SAFE DI-AWARDS COMPA	26341	2nd grade class T-shirts	10E004 1110 4900 00 000000 0000	1,038.00
		Totals for SAFE DI-AWARDS COMPANY		1,038.00
SCHAEFER, RYAN	1	Literacy Workshop	10E001 2210 6400 00 000000 0000	500.00
		Totals for SCHAEFER, RYAN		500.00
SCHINDLER ELEVATOR C	7152787426	CT Elevator Repair	20E001 2540 3230 00 000000 0000	723.89
		Totals for SCHINDLER ELEVATOR CORPORATIO		723.89
SCHOLASTIC LIBRARY P	17929057	Library subscription	10E011 2220 4100 00 000000 0000	1,019.00
		Totals for SCHOLASTIC LIBRARY PUBLISHING		1,019.00
SCHOLASTIC MAGAZINES	M6672140 8	Scholastic Action	10E003 1120 4200 00 000000 0000	156.59
		Totals for SCHOLASTIC MAGAZINES		156.59
SCHOOL PAPER EXPRESS	16512	School newspaper	10E002 1130 3190 00 000000 0000	395.00
		Totals for SCHOOL PAPER EXPRESS		395.00
SCHOOL SPECIALTY	208121756145	Teacher classroom supplies	10E004 1110 4160 00 000000 0000	57.12
SCHOOL SPECIALTY	208121712262	Supplies	10E008 1110 4100 00 000000 0000	47.74
SCHOOL SPECIALTY	208121719809	Classroom Supplies	10E010 1110 4100 00 000000 0000	18.83
SCHOOL SPECIALTY	208121720008	LMC Laminating film	10E003 2410 4100 00 000000 0000	155.92
SCHOOL SPECIALTY	208121802144	Art supplies	10E008 1110 4100 00 000000 0000	39.37
SCHOOL SPECIALTY	208121795691	Art supplies	10E008 1110 4100 00 000000 0000	750.32
SCHOOL SPECIALTY	208121830927	Art Classroom Supplies	10E008 1110 4100 00 000000 0000	245.13
SCHOOL SPECIALTY	208121811743	Office supplies	10E008 2410 4100 00 000000 0000	12.33
SCHOOL SPECIALTY	308103185459	Art clay	10E004 1110 4100 00 000000 0000	266.58
SCHOOL SPECIALTY	208121839869	Construction Paper	10E005 2410 4100 00 000000 0000	125.05
SCHOOL SPECIALTY	208121777625	Art supplies	10E008 1110 4100 00 000000 0000	28.40
SCHOOL SPECIALTY	208121896152	Art Classroom Supplies	10E008 1110 4100 00 000000 0000	20.96
SCHOOL SPECIALTY	208121898895	Office Supplies	10E008 2410 4100 00 000000 0000	35.45

VENDOR	INVOICE #	INVOICE DESCRIPTION	ACCOUNT NUMBER	AMOUNT
SCHOOL SPECIALTY	208121906977	Office Supplies	10E008 2410 4100 00 000000 0000	11.65
SCHOOL SPECIALTY	208121713429	EC supplies	10E001 1110 4100 00 460000 0000	158.78
SCHOOL SPECIALTY	208121907156	EC supplies	10E001 1200 4100 00 462000 0000	3.33
SCHOOL SPECIALTY	208121907156	EC supplies	10E001 1110 4100 00 460000 0000	17.63
SCHOOL SPECIALTY	208121720712	EC supplies	10E001 1200 4100 00 462000 0000	80.28
SCHOOL SPECIALTY	208121895954	EC supplies	10E001 1200 4100 00 462000 0000	41.92
SCHOOL SPECIALTY	208121756145	Teacher classroom supplies	10E004 1110 4100 00 000000 0000	110.96
SCHOOL SPECIALTY	208121756145	Teacher classroom supplies	10E004 2410 4100 00 000000 0000	172.25
SCHOOL SPECIALTY	208121754775	Teacher classroom supplies	10E004 1110 4100 00 000000 0000	110.96
SCHOOL SPECIALTY	208121754775	Teacher classroom supplies	10E004 1110 4160 00 000000 0000	57.12
SCHOOL SPECIALTY	208121754775	Teacher classroom supplies	10E004 2410 4100 00 000000 0000	172.25
Totals for SCHOOL SPECIALTY				2,740.33
SCHOOLBELLS LTD	52	Taxi Transportation	40E001 2550 3310 00 000000 0000	3,520.00
Totals for SCHOOLBELLS LTD				3,520.00
SCHURING & SCHURING	Sept 2018 CMS	Dairy	10E003 2560 4100 00 000000 0000	337.46
SCHURING & SCHURING	Oct 2018 CT	Dairy	10E010 2560 4100 00 000000 0000	1,277.53
SCHURING & SCHURING	Oct 2018 HBT	Dairy	10E004 2560 4100 00 000000 0000	1,270.05
SCHURING & SCHURING	Oct 2018 CMS	Dairy	10E003 2560 4100 00 000000 0000	432.97
SCHURING & SCHURING	Oct 2018 PKMS	Dairy	10E011 2560 4100 00 000000 0000	831.54
SCHURING & SCHURING	Oct 2018 PV	Dairy	10E008 2560 4100 00 000000 0000	1,277.33
SCHURING & SCHURING	Oct 2018 CHS	Dairy	10E002 2560 4100 00 000000 0000	945.13
SCHURING & SCHURING	Oct 2018 LL	Dairy	10E005 2560 4100 00 000000 0000	409.06
Totals for SCHURING & SCHURING				6,781.07
SECURLY INC	2018-100110	Securly Auditor Premium Follow Up	10E001 2660 3160 00 000000 0000	6,000.00
Totals for SECURLY INC				6,000.00
SERVICE CONCEPTS, IN	23019	Repairs CT	10E010 2560 3230 00 000000 0000	223.33
SERVICE CONCEPTS, IN	23018	Repairs PV	10E008 2560 3230 00 000000 0000	318.19
SERVICE CONCEPTS, IN	23089	Repairs CT	10E010 2560 3230 00 000000 0000	144.76
SERVICE CONCEPTS, IN	23087	Maintenance Supplies	20E001 2540 4110 00 000000 0000	38.32
SERVICE CONCEPTS, IN	23046	Maintenance Supplies	20E001 2540 4110 00 000000 0000	47.39
SERVICE CONCEPTS, IN	23020	Maintenance Supplies	20E001 2540 4110 00 000000 0000	94.61
SERVICE CONCEPTS, IN	23045	Maintenance Supplies	20E001 2540 4110 00 000000 0000	131.18
SERVICE CONCEPTS, IN	23022	Maintenance Supplies	20E001 2540 4110 00 000000 0000	265.87
SERVICE CONCEPTS, IN	23086	Maintenance Supplies	20E001 2540 4110 00 000000 0000	418.97
SERVICE CONCEPTS, IN	23088	Maintenance Supplies	20E001 2540 4110 00 000000 0000	548.93
SERVICE CONCEPTS, IN	23021	Maintenance Supplies	20E001 2540 4110 00 000000 0000	724.44
SERVICE CONCEPTS, IN	23024	Maintenance Supplies	20E001 2540 4110 00 000000 0000	9,275.18
SERVICE CONCEPTS, IN	23044	CHS New Freezer Install	20E001 2540 3230 00 000000 0000	558.50
SERVICE CONCEPTS, IN	23126	Repairs CMS	10E003 2560 3230 00 000000 0000	422.15
SERVICE CONCEPTS, IN	23127	Repairs PV	10E008 2560 3230 00 000000 0000	55.98
SERVICE CONCEPTS, IN	23132	Plumbing Contract	20E001 2540 3100 00 000000 0000	2,280.00
SERVICE CONCEPTS, IN	23133	Maintenance Contract	20E001 2540 3100 00 000000 0000	9,500.00
SERVICE CONCEPTS, IN	23129	Maintenance Supplies	20E001 2540 4110 00 000000 0000	163.46
SERVICE CONCEPTS, IN	23128	Maintenance Supplies	20E001 2540 4110 00 000000 0000	179.48
SERVICE CONCEPTS, IN	23170	Maintenance Supplies	20E001 2540 4110 00 000000 0000	538.85
SERVICE CONCEPTS, IN	23169	Maintenance Supplies	20E001 2540 7100 00 000000 0000	566.80
SERVICE CONCEPTS, IN	23168	Maintenance Supplies	20E001 2540 4110 00 000000 0000	687.12
SERVICE CONCEPTS, IN	23172	Maintenance Supplies	20E001 2540 4110 00 000000 0000	1,211.66
SERVICE CONCEPTS, IN	23167	Maintenance Supplies	20E001 2540 7100 00 000000 0000	1,437.53
SERVICE CONCEPTS, IN	23171	Maintenance Supplies-Heating coil	20E001 2540 5400 00 000000 0000	5,488.47
SERVICE CONCEPTS, IN	23134	Kitchen contract	10E001 2560 3230 00 000000 0000	1,900.00
Totals for SERVICE CONCEPTS, INC				37,221.17

VENDOR	INVOICE #	INVOICE DESCRIPTION	ACCOUNT NUMBER	AMOUNT
SERVICE SANITATION I	7609128	CHS Plato Park Port-o-Lets	20E001 2540 4120 00 000000 0000	570.00
SERVICE SANITATION I	7614560	CHS Plato Park Port-o-Lets	20E001 2540 4120 00 000000 0000	630.00
SERVICE SANITATION I	7620429	Transportation Port-o-Let Service	20E001 2540 3230 00 000000 0000	96.75
SERVICE SANITATION I	7620428	CHS ALS House, Sports Field Port-o-Let Service	20E001 2540 3230 00 000000 0000	880.25
Totals for SERVICE SANITATION INC				2,177.00
SHALES MCNUTT CONSTR	App 19	CHS Phase II Classroom, Fieldhouse	60E002 2530 5300 00 000000 0000	148,225.28
Totals for SHALES MCNUTT CONSTRUCTION				148,225.28
SHERWIN-WILLIAMS CO	1949-9	Paint for CHS	20E001 2540 4110 00 000000 0000	183.07
Totals for SHERWIN-WILLIAMS CO				183.07
SHI INTERNATIONAL CO	B08988423	Opengear Network Management Device	10E001 2660 7100 00 000000 0000	1,050.97
SHI INTERNATIONAL CO	B09039518	Microsoft Surface Go	10E001 2660 4100 00 000000 0000	49.58
SHI INTERNATIONAL CO	B09117558	Microsoft Surface Go	10E001 2660 4100 00 000000 0000	200.00
Totals for SHI INTERNATIONAL CORP				1,300.55
SIEGEL, ANNALIESE	Oct 2018	Reimb for Mileage Oct 2018	10E011 1120 3320 00 000000 0000	6.54
Totals for SIEGEL, ANNALIESE				6.54
SOCIAL STUDIES SCHOO	SI136331	Social Studies supplies	10E002 1130 4100 00 000000 0000	114.13
SOCIAL STUDIES SCHOO	SI137061	Social Studies supplies	10E002 1130 4100 00 000000 0000	194.35
SOCIAL STUDIES SCHOO	SI137109	Desk map	10E004 1110 4200 00 000000 0000	817.50
Totals for SOCIAL STUDIES SCHOOL SERVICE				1,125.98
SONITROL CHICAGOLAND	236993	Security Services and Installation of Aiphone Country Trails ES	20E001 2540 3100 00 000000 0000	121.27
SONITROL CHICAGOLAND	236991	Security Services and Installation of Aiphone Country Trails ES	20E001 2540 3100 00 000000 0000	185.47
SONITROL CHICAGOLAND	236990	Security Services and Installation of Aiphone Country Trails ES	20E001 2540 3100 00 000000 0000	1,350.00
SONITROL CHICAGOLAND	236992	Security Services and Installation of Aiphone Country Trails ES	20E001 2540 3100 00 000000 0000	8,661.00
SONITROL CHICAGOLAND	235628	CHS - Phase II / Installation of Security & Access	60E002 2530 5300 00 000000 0000	7,946.40
SONITROL CHICAGOLAND	236780	DO - Security Services	20E001 2540 3100 00 000000 0000	552.00
SONITROL CHICAGOLAND	236781	HBT - Security Services	20E001 2540 3100 00 000000 0000	642.00
SONITROL CHICAGOLAND	236782	PV - Security Services	20E001 2540 3100 00 000000 0000	1,044.00
SONITROL CHICAGOLAND	236783	CT - Security Services / Fire Security Services	20E001 2540 3100 00 000000 0000	999.00
Totals for SONITROL CHICAGOLAND WEST				21,501.14
SPORTSGRAPHICS	30347	Central High School Wrestling Mats for Field House	20E001 2540 5300 00 000000 0000	13,000.00
Totals for SPORTSGRAPHICS				13,000.00
STAN'S FINANCIAL SER	340820	Black and color copies	10E001 2410 3250 00 000000 0000	18,052.82
STAN'S FINANCIAL SER	368967501	Copiers	10E001 2410 3250 00 000000 0000	433.00

VENDOR	INVOICE #	INVOICE DESCRIPTION	ACCOUNT NUMBER	AMOUNT
Totals for STAN'S FINANCIAL SERVICES, IN				18,485.82
STAN'S OFFICE TECHNO	340652	500 Papercut user license	10E001 2410 3250 00 000000 0000	400.00
STAN'S OFFICE TECHNO	340600	Copy Supplies	10E010 1110 4170 00 000000 0000	84.16
STAN'S OFFICE TECHNO	340540	Copy Supplies	10E010 1110 4170 00 000000 0000	84.01
STAN'S OFFICE TECHNO	340681	Staples for copier	10E005 2410 4100 00 000000 0000	125.31
STAN'S OFFICE TECHNO	CM-1084	Credit-Staples	10E001 2520 4100 00 000000 0000	-75.00
STAN'S OFFICE TECHNO	339841	Staples	10E008 1110 4170 00 000000 0000	84.12
STAN'S OFFICE TECHNO	340791	Staples	10E008 1110 4170 00 000000 0000	112.98
Totals for STAN'S OFFICE TECHNOLOGIES				815.58
STATE DISBURSEMENT U	20181031ADCHSPT	1704300/05F000611	10L000 4810 6100 00 000000 0000	250.00
STATE DISBURSEMENT U	20181115ADCHSPT	1704300/05F000611	10L000 4810 6100 00 000000 0000	250.00
Totals for STATE DISBURSEMENT UNIT				500.00
STATE FIRE MARSHAL	9603615	LL Boiler Inspections	20E001 2540 3100 00 000000 0000	200.00
Totals for STATE FIRE MARSHAL				200.00
STENHOUSE PUBLISHERS	1188294	Teach Writing Well	10E005 2210 6400 00 000000 0000	56.00
Totals for STENHOUSE PUBLISHERS				56.00
STREAMWOOD BEHAVIORA	9290	Tutoring	10E001 1912 6700 00 000000 0000	320.00
Totals for STREAMWOOD BEHAVIORAL HEALTH				320.00
STUDENT TRADITIONS	June 19-21	Yearbook Summer Camp	10E002 1500 6400 00 000000 0000	480.00
Totals for STUDENT TRADITIONS				480.00
SUMMIT FINANCIAL RES	S210726	Food	10E010 2560 4100 00 000000 0000	118.94
SUMMIT FINANCIAL RES	S210714	Food	10E011 2560 4100 00 000000 0000	178.41
SUMMIT FINANCIAL RES	S210721	Food	10E003 2560 4100 00 000000 0000	169.92
SUMMIT FINANCIAL RES	S210722	Food	10E002 2560 4100 00 000000 0000	178.41
SUMMIT FINANCIAL RES	S211944	Food	10E010 2560 4100 00 000000 0000	72.89
SUMMIT FINANCIAL RES	S211939	Food	10E003 2560 4100 00 000000 0000	107.19
SUMMIT FINANCIAL RES	S211940	Food	10E002 2560 4100 00 000000 0000	137.20
SUMMIT FINANCIAL RES	S211932	Food	10E011 2560 4100 00 000000 0000	137.20
Totals for SUMMIT FINANCIAL RESOURCES, L				1,100.16
SUMMIT SCHOOL, INC	33949	Monthly Tuition-Oct	10E001 1912 6700 00 000000 0000	24,592.95
Totals for SUMMIT SCHOOL, INC				24,592.95
SUPPLYWORKS	460287998	Maintenance Supplies	20E001 2540 4110 00 000000 0000	97.86
SUPPLYWORKS	456797224	Maintenance Supplies	20E001 2540 4110 00 000000 0000	141.35
SUPPLYWORKS	457145753	Maintenance Supplies	20E001 2540 4110 00 000000 0000	141.35
SUPPLYWORKS	458454451	Maintenance Supplies	20E001 2540 4110 00 000000 0000	223.92
SUPPLYWORKS	460519119	Maintenance Supplies	20E001 2540 4110 00 000000 0000	299.61
SUPPLYWORKS	458088135	Maintenance Supplies	20E001 2540 4110 00 000000 0000	348.12
SUPPLYWORKS	460519135	Maintenance Supplies	20E001 2540 4110 00 000000 0000	450.00
SUPPLYWORKS	458088119	Credit Maintenance Supplies	20E001 2540 4110 00 000000 0000	-157.56
SUPPLYWORKS	458273521	Custodial Supplies	20E001 2540 4100 00 000000 0000	5.52
SUPPLYWORKS	458273513	Custodial Supplies	20E001 2540 4100 00 000000 0000	11.81
SUPPLYWORKS	458454469	Custodial Supplies	20E001 2540 4100 00 000000 0000	21.21
SUPPLYWORKS	460742463	Custodial Supplies	20E001 2540 4100 00 000000 0000	52.32
SUPPLYWORKS	456625649	Custodial Supplies	20E001 2540 4100 00 000000 0000	81.12
SUPPLYWORKS	460519127	Custodial Supplies	20E001 2540 4100 00 000000 0000	108.44
SUPPLYWORKS	458273448	Custodial Supplies	20E001 2540 4100 00 000000 0000	126.40
SUPPLYWORKS	458637840	Custodial Supplies	20E001 2540 4100 00 000000 0000	199.00

VENDOR	INVOICE #	INVOICE DESCRIPTION	ACCOUNT NUMBER	AMOUNT
SUPPLYWORKS	460950884	Custodial Supplies	20E001 2540 4100 00 000000 0000	236.90
SUPPLYWORKS	458273463	Custodial Supplies	20E001 2540 4100 00 000000 0000	263.30
SUPPLYWORKS	458273505	Custodial Supplies	20E001 2540 4100 00 000000 0000	334.56
SUPPLYWORKS	457334522	Custodial Supplies	20E001 2540 4100 00 000000 0000	361.54
SUPPLYWORKS	458273489	Custodial Supplies	20E001 2540 4100 00 000000 0000	551.31
SUPPLYWORKS	457528289	Custodial Supplies	20E001 2540 4100 00 000000 0000	868.92
SUPPLYWORKS	458273497	Custodial Supplies	20E001 2540 4100 00 000000 0000	981.28
SUPPLYWORKS	458454444	Custodial Supplies	20E001 2540 4100 00 000000 0000	1,137.00
SUPPLYWORKS	460950892	Custodial Supplies Electric Dryer & Washer	20E001 2540 7100 00 000000 0000	1,213.75
SUPPLYWORKS	458273455	Custodial Supplies	20E001 2540 4100 00 000000 0000	1,653.57
SUPPLYWORKS	458273471	Custodial Supplies	20E001 2540 4100 00 000000 0000	1,789.38
SUPPLYWORKS	458454436	Credit-Custodial Supplies	20E001 2540 4100 00 000000 0000	-34.58
SUPPLYWORKS	458088127	Credit-Custodial Supplies	20E001 2540 4100 00 000000 0000	-172.32
SUPPLYWORKS	461595282	Maintenance Supplies	20E001 2540 4110 00 000000 0000	41.30
SUPPLYWORKS	461595316	Custodial Supplies	20E001 2540 4100 00 000000 0000	52.05
SUPPLYWORKS	461595324	Custodial Supplies	20E001 2540 4100 00 000000 0000	811.68
SUPPLYWORKS	461595308	Custodial Supplies	20E001 2540 4100 00 000000 0000	987.33
SUPPLYWORKS	461595290	Custodial Supplies	20E001 2540 4100 00 000000 0000	1,638.47
SUPPLYWORKS	462430661	Grounds Supplies	20E001 2540 4120 00 000000 0000	279.00
SUPPLYWORKS	462228453	Custodial Supplies	20E001 2540 4100 00 000000 0000	77.12
SUPPLYWORKS	462228446	Custodial Supplies	20E001 2540 4100 00 000000 0000	211.04
SUPPLYWORKS	462855024	Custodial Supplies	20E001 2540 4100 00 000000 0000	240.28
SUPPLYWORKS	462430679	Custodial Supplies	20E001 2540 4100 00 000000 0000	308.96
SUPPLYWORKS	462855032	Custodial Supplies	20E001 2540 4100 00 000000 0000	385.68
SUPPLYWORKS	462855016	Custodial Supplies	20E001 2540 4100 00 000000 0000	1,270.16
SUPPLYWORKS	463071704	Custodial Supplies	20E001 2540 4100 00 000000 0000	261.51
Totals for SUPPLYWORKS				17,899.66
SYCAMORE PARK DISTRI	888326	Golf Season Fee	10E002 1500 6400 00 000000 0000	1,600.00
Totals for SYCAMORE PARK DISTRICT				1,600.00
TIERNEY BROTHERS INC	781303	HDMI Pair Receivers	10E001 2660 4100 00 000000 0000	660.00
TIERNEY BROTHERS INC	529904-1	Vet tech Screen-Phase 2	60E002 2530 5300 00 000000 0000	1,809.00
TIERNEY BROTHERS INC	529924-1	Incubator Phase 2	60E002 2530 5300 00 000000 0000	2,180.00
TIERNEY BROTHERS INC	529925-1	Vet tech Phase 2	10E001 2660 7100 00 000000 0000	2,130.33
TIERNEY BROTHERS INC	530664-1	Incubator Phase 2	60E002 2530 5300 00 000000 0000	553.36
TIERNEY BROTHERS INC	529887-1	Vet Tech Equipment-Phase 2	60E002 2530 5300 00 000000 0000	28,076.22
TIERNEY BROTHERS INC	529888-1	Incubator Room Equipment-Phase 2	60E002 2530 5300 00 000000 0000	33,190.77
TIERNEY BROTHERS INC	782814	LED Public Display Monitor	10E001 2660 7100 00 000000 0000	926.00
TIERNEY BROTHERS INC	782799	LED Public Display Mount	10E001 2660 7100 00 000000 0000	275.00
Totals for TIERNEY BROTHERS INC				69,800.68
TREASURER OF KANE CO	4021	Sherriff's Office Detail-Football	10E002 1500 3190 00 000000 0000	720.00
Totals for TREASURER OF KANE COUNTY				720.00
TRINITY3 TECHNOLOGY	PSI015071	Batteries	10E001 2660 4100 00 000000 0000	5,800.00
Totals for TRINITY3 TECHNOLOGY				5,800.00
TROPHIES BY GEORGE	102801	XC Regional Awards	10E002 1500 4900 00 000000 0000	304.36
TROPHIES BY GEORGE	6913-18	Freshman Volleyball Tourney Awards	10E002 1500 4900 00 000000 0000	144.50
TROPHIES BY GEORGE	102824	End of Season Awards	10E002 1500 4900 00 000000 0000	989.00
Totals for TROPHIES BY GEORGE				1,437.86
TRUEMPER & TITINER,	20181031ADTRUEM	Case No: 10 SC 853	40L000 4810 6080 00 000000 0000	50.00

VENDOR	INVOICE #	INVOICE DESCRIPTION	ACCOUNT NUMBER	AMOUNT
TRUEMPER & TITINER,	20181115ADTRUEM	Case No: 10 SC 853	40L000 4810 6080 00 000000 0000	50.00
			Totals for TRUEMPER & TITINER, LIMITED	100.00
UNITY SCHOOL BUS PAR	427414-IN	Wiper Blades, Parts for Safety Kit	40E001 2550 4100 00 000000 0000	146.60
			Totals for UNITY SCHOOL BUS PARTS	146.60
US BANK	1286171	Bond Series 2006 principal and interest	30E001 5220 6240 04 000000 0000	2,246,457.60
US BANK	1286171	Bond Series 2006 principal and interest	30E001 5320 6100 04 000000 0000	1,193,542.40
US BANK	1296136	Bond Series 1999 principal and interest	30E001 5220 6240 03 000000 0000	910,831.80
US BANK	1296136	Bond Series 1999 principal and interest	30E001 5320 6100 03 000000 0000	499,168.20
			Totals for US BANK	4,850,000.00
US BANK EQUIPMENT FI	367630795	Copiers	10E001 2410 3250 00 000000 0000	159.45
US BANK EQUIPMENT FI	339420648A	Copier Contract Number 500-0512834-000	10E001 2410 3250 00 000000 0000	1,378.33
US BANK EQUIPMENT FI	368158903	Copiers	10E001 2410 3250 00 000000 0000	4,104.69
US BANK EQUIPMENT FI	368089314	Copiers	10E001 2410 3250 00 000000 0000	122.00
US BANK EQUIPMENT FI	368158812	Copiers	10E001 2410 3250 00 000000 0000	1,517.01
US BANK EQUIPMENT FI	370755795	Copiers	10E001 2410 3250 00 000000 0000	8,603.66
US BANK EQUIPMENT FI	367877719	Copiers	10E001 2410 3250 00 000000 0000	518.99
			Totals for US BANK EQUIPMENT FINANCE, IN	16,404.13
US DEPARTMENT OF EDU	20181031ADDPTE	Tracing No: 1026074851 \$224.74	10L000 4810 6090 00 000000 0000	569.17
		Tracing No: 1025910765 \$346.43		
US DEPARTMENT OF EDU	20181115ADDPTE	Tracing No: 1026074851 \$224.74	10L000 4810 6090 00 000000 0000	550.81
		Tracing No: 1025910765 \$328.07		
			Totals for US DEPARTMENT OF EDUCATION	1,119.98
US GAMES	903441732	PE Uniforms	10E003 1120 4900 00 000000 0000	302.40
			Totals for US GAMES	302.40
VANGUARD ENERGY SERV	G406544092818	Gas Services CHS	20E002 2540 4650 00 000000 0000	1,494.92
VANGUARD ENERGY SERV	G406518100318	Gas Services All Bldgs	20E001 2540 4650 00 000000 0000	31.39
VANGUARD ENERGY SERV	G406518100318	Gas Services All Bldgs	20E003 2540 4650 00 000000 0000	468.35
VANGUARD ENERGY SERV	G406518100318	Gas Services All Bldgs	20E004 2540 4650 00 000000 0000	1,464.21
VANGUARD ENERGY SERV	G406518100318	Gas Services All Bldgs	20E005 2540 4650 00 000000 0000	26.87
VANGUARD ENERGY SERV	G406518100318	Gas Services All Bldgs	20E008 2540 4650 00 000000 0000	668.82
VANGUARD ENERGY SERV	G406518100318	Gas Services All Bldgs	20E010 2540 4650 00 000000 0000	569.32
VANGUARD ENERGY SERV	G406518100318	Gas Services All Bldgs	20E011 2540 4650 00 000000 0000	1,738.52
			Totals for VANGUARD ENERGY SERVICES	6,462.40
VERIZON WIRELESS SER	9816607879	B & G Cell / MiFi / Emergency Phones	20E001 2540 3400 00 000000 0000	1,047.78
			Totals for VERIZON WIRELESS SERVICES LLC	1,047.78
VILLAGE OF BURLINGTO	23 11-18	Water Service DO	20E001 2540 3700 00 000000 0000	48.50
			Totals for VILLAGE OF BURLINGTON	48.50
WAKOH WEAR INC	2018-1018	Band/Choir T-shirts	10E003 1120 4900 00 000000 0000	773.50
			Totals for WAKOH WEAR INC	773.50

VENDOR	INVOICE #	INVOICE DESCRIPTION	ACCOUNT NUMBER	AMOUNT
WAREHOUSE DIRECT	IN282913	Custodial Equipment Repair	20E001 2540 4100 00 000000 0000	124.85
		Totals for WAREHOUSE DIRECT		124.85
WASHBURN, JANET	Uniform FY19	Reimb Uniform Shoes FY19	10E002 2560 4110 00 000000 0000	99.98
		Totals for WASHBURN, JANET		99.98
WEST MUSIC COMPANY	SI1677873	Recorders for music	10E008 1110 4900 00 000000 0000	802.30
		Totals for WEST MUSIC COMPANY		802.30
WEST SIDE ELECTRIC S	300010565	Maintenance Supplies	20E001 2540 4110 00 000000 0000	9.33
WEST SIDE ELECTRIC S	300000049	Maintenance Supplies	20E001 2540 4110 00 000000 0000	96.18
WEST SIDE ELECTRIC S	300009104	Maintenance Supplies	20E001 2540 4110 00 000000 0000	21.00
WEST SIDE ELECTRIC S	300009525	Maintenance Supplies	20E001 2540 4110 00 000000 0000	62.46
		Totals for WEST SIDE ELECTRIC SUPPLY CO,		188.97
WILLIAMS SCOTSMAN	6144759	CHS ALS Mobile Rental	20E001 2540 3100 00 000000 0000	722.00
WILLIAMS SCOTSMAN	6122121	Container Rental for Grounds	20E001 2540 3100 00 000000 0000	128.00
		Totals for WILLIAMS SCOTSMAN		850.00
WILMINGTON, MINDY	Oct 2018	Mileage reimb Oct 2018	10E001 2150 3320 00 000000 0000	24.06
		Totals for WILMINGTON, MINDY		24.06
WORTHINGTON DIRECT	INV324530CEN288	Marker Boards	10E011 1120 7100 00 000000 0000	1,394.90
		Totals for WORTHINGTON DIRECT		1,394.90
WOW BUSINESS	14166807 10-18	Internet Access	10E001 2660 3160 00 000000 0000	1,962.49
		Totals for WOW BUSINESS		1,962.49
YODER, SPENCER	Oct 2018	Reimb for October 2018 Mileage	10E001 2660 3320 00 000000 0000	30.68
		Totals for YODER, SPENCER		30.68
		Totals for checks		6,079,452.95

FUND SUMMARY

<u>FUND</u>	<u>DESCRIPTION</u>	<u>BALANCE SHEET</u>	<u>REVENUE</u>	<u>EXPENSE</u>	<u>TOTAL</u>
10	EDUCATIONAL FUND	1,635.98	215.70	663,734.03	665,585.71
20	OPERATIONS AND MAINTENANCE	0.00	0.00	247,105.05	247,105.05
30	DEBT SERVICE, BOND & INTEREST	0.00	0.00	4,850,000.00	4,850,000.00
40	TRANSPORTATION FUND	180.00	0.00	57,791.71	57,971.71
60	CAPITAL PROJECTS	0.00	0.00	233,179.04	233,179.04
80	TORT FUND	0.00	0.00	25,611.44	25,611.44
***	Fund Summary Totals ***	1,815.98	215.70	6,077,421.27	6,079,452.95

***** End of report *****

Approved by the Board of Education

Jeff Kellenberger – President

Date

Christina Johnson – Secretary

Date

VENDOR	INVOICE #	DESCRIPTION	ACCOUNT NUMBER	AMOUNT
ANDERSON, AMOS	Sept 28	CHS JV Football Official 09/28/18	10E002 1500 3190 00 000000 0000	58.00
ANDERSON, AMOS	Sept 14	CHS JV Football Official 09/14/18	10E002 1500 3190 00 000000 0000	58.00
ANDERSON, AMOS	Oct 11	CMS Volleyball Tournament Official 10/11/18	10E003 1500 3190 00 000000 0000	60.00
ANDERSON, AMOS	Oct 13	CMS Volleyball Tournament Official 10/13/18	10E003 1500 3190 00 000000 0000	60.00
ANDERSON, AMOS	Oct 5	CHS Soph Football Official 10/05/18	10E002 1500 3190 00 000000 0000	58.00
		Totals for ANDERSON, AMOS		294.00
AVERY, ALAN	Oct 20	CHS XC Chip Timing & Scoring 10/20/18	10E002 1500 3900 00 000000 0000	695.00
		Totals for AVERY, ALAN		695.00
BABICZ, MICHAEL	Oct 6	CHS Varsity Football Official 10/06/18	10E002 1500 3190 00 000000 0000	76.00
		Totals for BABICZ, MICHAEL		76.00
BARROSO, DANIEL	Sept 28	CHS JV Football Official 09/28/18	10E002 1500 3190 00 000000 0000	58.00
BARROSO, DANIEL	Sept 14	CHS JV Football Official 09/14/18	10E002 1500 3190 00 000000 0000	58.00
		Totals for BARROSO, DANIEL		116.00
BECKER, DONALD	Sept 4	PKMS 7th Grade Volleyball Official 09/04/18	10E011 1500 3190 00 000000 0000	60.00
BECKER, DONALD	Oct 9	CMS Volleyball Official 10/09/18	10E003 1500 3190 00 000000 0000	60.00
		Totals for BECKER, DONALD		120.00
BELL, ROBERT	Oct 5	CHS Soph Football Official 10/05/18	10E002 1500 3190 00 000000 0000	58.00
		Totals for BELL, ROBERT		58.00
BIANCALANA, STEVEN	Sept 20	PKMS 7th Grade Football Official 09/20/18	10E011 1500 3190 00 000000 0000	60.00
BIANCALANA, STEVEN	Sept 28	CHS JV Football Official 09/28/18	10E002 1500 3190 00 000000 0000	58.00
BIANCALANA, STEVEN	Sept 14	CHS JV Football Official 09/14/18	10E002 1500 3190 00 000000 0000	58.00
BIANCALANA, STEVEN	Oct 5	CHS Soph Football Official 10/05/18	10E002 1500 3190 00 000000 0000	58.00
		Totals for BIANCALANA, STEVEN		234.00
BLAISDELL, RICK	Oct 3	CHS Boys Varsity Soccer Official 10/03/18	10E002 1500 3190 00 000000 0000	64.00
		Totals for BLAISDELL, RICK		64.00
BRACH, FREDERICK SR	Sept 18	PKMS 7th Grade Volleyball Official 09/18/18	10E011 1500 3190 00 000000 0000	60.00
BRACH, FREDERICK SR	Sept 25a	CMS Volleyball Official 09/25/18	10E003 1500 3190 00 000000 0000	60.00
BRACH, FREDERICK SR	Sept 24	PKMS 7th Grade Football Official 09/24/18	10E011 1500 3190 00 000000 0000	60.00

<u>VENDOR</u>	<u>INVOICE #</u>	<u>DESCRIPTION</u>	<u>ACCOUNT NUMBER</u>	<u>AMOUNT</u>
			Totals for BRACH, FREDERICK SR	180.00
BROCK, ROBERT	Sept 14	CHS Varsity Football Official 09/14/18	10E002 1500 3190 00 000000 0000	76.00
			Totals for BROCK, ROBERT	76.00
BROWN, STEWART	Sept 28	CHS JV Football Official 09/28/18	10E002 1500 3190 00 000000 0000	58.00
BROWN, STEWART	Sept 14	CHS JV Football Official 09/14/18	10E002 1500 3190 00 000000 0000	58.00
			Totals for BROWN, STEWART	116.00
CALLAGHAN, KEVIN	Sept 26	CHS Boys Varsity Soccer Official 09/26/18	10E002 1500 3190 00 000000 0000	64.00
			Totals for CALLAGHAN, KEVIN	64.00
CHASE, KYLA	Sept 11	PKMS 7th Grade Volleyball Official 09/11/18	10E011 1500 3190 00 000000 0000	60.00
			Totals for CHASE, KYLA	60.00
CHASE, TRACE	Oct 6	CHS Freshman Volleyball Tournament Official 5 games 10/06/18	10E002 1500 3190 00 000000 0000	190.00
			Totals for CHASE, TRACE	190.00
CLINTON ROSETTE	Jan 12	PKMS DeKalb Wrestling Tournament	10E011 1500 6400 00 000000 0000	250.00
			Totals for CLINTON ROSETTE	250.00
DARST, SCOTT	Sept 28	CHS JV Football Official 09/28/18	10E002 1500 3190 00 000000 0000	58.00
DARST, SCOTT	Oct 5	CHS Soph Football Official 10/05/18	10E002 1500 3190 00 000000 0000	58.00
DARST, SCOTT	Oct 8	CHS Freshman Football Official 10/08/18	10E002 1500 3190 00 000000 0000	58.00
			Totals for DARST, SCOTT	174.00
DIPPY, REECE	Oct 6	CHS Freshman Volleyball Tournament Official 5 games 10/06/18	10E002 1500 3190 00 000000 0000	190.00
			Totals for DIPPY, REECE	190.00
DIVERSEY, STEVEN	Sept 24	CHS Reimb for Athletic Tournament/Homecoming Supplies	10E002 1500 4900 00 000000 0000	598.20
			Totals for DIVERSEY, STEVEN	598.20
DOMINGUEZ, JUAN	Sept 26a	CHS Boys JV Soccer Official 09/26/18	10E002 1500 3190 00 000000 0000	53.00
DOMINGUEZ, JUAN	Oct 3	CHS Boys JV & Varsity Soccer Official 10/03/18	10E002 1500 3190 00 000000 0000	95.00
			Totals for DOMINGUEZ, JUAN	148.00
DURRENBERGER, EDWARD	Sept 11	PKMS 7th Grade Volleyball Official 09/11/18	10E011 1500 3190 00 000000 0000	60.00
DURRENBERGER, EDWARD	Oct 11	CHS Freshman Volleyball	10E002 1500 3190 00 000000 0000	52.00

VENDOR	INVOICE #	DESCRIPTION	ACCOUNT NUMBER	AMOUNT
		Official 10/11/18		
			Totals for DURRENBERGER, EDWARD	112.00
EMMONS, JONATHAN	Oct 9	CHS Freshman Soccer Official 10/09/18	10E002 1500 3190 00 000000 0000	59.00
			Totals for EMMONS, JONATHAN	59.00
FARFAN, RAUL	Sept 25	CHS Boys JV & Varsity Soccer Official 09/25/18	10E002 1500 3190 00 000000 0000	95.00
			Totals for FARFAN, RAUL	95.00
FERSTL, BRENT	Oct 15	PKMS Reimb for Athletic Supplies	10E011 1500 4100 00 000000 0000	173.38
			Totals for FERSTL, BRENT	173.38
FREEMAN, LARRY	Sept 4	PKMS 7th Grade Volleyball Official 09/04/18	10E011 1500 3190 00 000000 0000	60.00
FREEMAN, LARRY	Oct 2	CMS Volleyball Official 10/02/18	10E003 1500 3190 00 000000 0000	60.00
			Totals for FREEMAN, LARRY	120.00
FREUND, VIC	Oct 11	CMS Volleyball Tournament Official 10/11/18	10E003 1500 3190 00 000000 0000	60.00
FREUND, VIC	Oct 13	CMS Volleyball Tournament Official 10/13/18	10E003 1500 3190 00 000000 0000	60.00
			Totals for FREUND, VIC	120.00
GAWALUCK, DANIEL	Sept 26	CHS JV & Varsity Volleyball Official 09/26/18	10E002 1500 3190 00 000000 0000	89.00
GAWALUCK, DANIEL	Oct 18	CHS JV & Varsity Volleyball Official 10/18/18	10E002 1500 3190 00 000000 0000	89.00
			Totals for GAWALUCK, DANIEL	178.00
GHAWI, ELIE	Oct 3	CHS Boys JV & Varsity Soccer Official 10/03/18	10E002 1500 3190 00 000000 0000	80.00
			Totals for GHAWI, ELIE	80.00
GONZALEZ, JOSE	Oct 11	CHS JV & Varsity Soccer Official 10/11/18	10E002 1500 3190 00 000000 0000	95.00
			Totals for GONZALEZ, JOSE	95.00
GRAY, GARY	Sept 10	PKMS 7th Grade Football Official 09/10/18	10E011 1500 3190 00 000000 0000	60.00
			Totals for GRAY, GARY	60.00
HALL, DANIEL	Oct 13	CMS Volleyball Tournament Official 10/13/18	10E003 1500 3190 00 000000 0000	60.00
HALL, DANIEL	Oct 18a	CHS Freshman Volleyball Official 10/18/18	10E002 1500 3190 00 000000 0000	52.00
			Totals for HALL, DANIEL	112.00
HAMEL, BRODY	Sept 27	PKMS Athletic Supplies	10E011 1500 4100 00 000000 0000	8.21
			Totals for HAMEL, BRODY	8.21
HARRIS, HOWARD	Oct 5	CHS Varsity Football Official 10/05/18	10E002 1500 3190 00 000000 0000	76.00

VENDOR	INVOICE #	DESCRIPTION	ACCOUNT NUMBER	AMOUNT
			Totals for HARRIS, HOWARD	76.00
HAUGENS, PHILLIP	Oct 11	CHS JV & Varsity Volleyball Official 10/11/18	10E002 1500 3190 00 000000 0000	89.00
HAUGENS, PHILLIP	Oct 9	CHS JV & Varsity Volleyball Official 10/09/18	10E002 1500 3190 00 000000 0000	89.00
			Totals for HAUGENS, PHILLIP	178.00
HEINS, DENNIS	Oct 13	CMS Volleyball Tournament Official 10/13/18	10E003 1500 3190 00 000000 0000	60.00
			Totals for HEINS, DENNIS	60.00
HOUSTON, DARRYL	Oct 5	CHS Varsity Football Official 10/05/18	10E002 1500 3190 00 000000 0000	76.00
HOUSTON, DARRYL	Oct 6	CHS Varsity Football Official 10/06/18	10E002 1500 3190 00 000000 0000	76.00
			Totals for HOUSTON, DARRYL	152.00
HUNT, RUSSEL	Sept 25	CHS Boys JV & Varsity Soccer Official 09/25/18	10E002 1500 3190 00 000000 0000	95.00
			Totals for HUNT, RUSSEL	95.00
ILMEA STATE OFFICE	2018 ILMEA	ILMEA Audition & Participation Fees 2018	10E002 1500 6400 00 000000 0000	204.00
			Totals for ILMEA STATE OFFICE	204.00
JACOBI, KEITH	Oct 2	CHS CC Rocket Invite Starter 10/02/18	10E002 1500 3190 00 000000 0000	100.00
			Totals for JACOBI, KEITH	100.00
JENKINS, JEFF	Oct 2	CMS Volleyball Official 10/02/18	10E003 1500 3190 00 000000 0000	60.00
			Totals for JENKINS, JEFF	60.00
JOHNSON, LARRY	Oct 9	CHS Freshman Volleyball Official 10/09/18	10E002 1500 3190 00 000000 0000	52.00
			Totals for JOHNSON, LARRY	52.00
KANELAND COMM SCHOOL	Oct 8	Boys Golf Regional Tourn Fee	10E002 1500 6400 00 000000 0000	210.00
			Totals for KANELAND COMM SCHOOL DIST 302	210.00
KANELAND HARTER MIDD	Sept 22	PKMS 7th Grade Volleyball Tournament and Fee	10E011 1500 6400 00 000000 0000	100.00
			Totals for KANELAND HARTER MIDDLE SCHOOL	100.00
KARTHAN, STANLEY	Oct 1	PKMS 7th Grade Volleyball Official 10/01/18	10E011 1500 3190 00 000000 0000	60.00
			Totals for KARTHAN, STANLEY	60.00
KELLEY, SCOTT	Oct 2	CMS Football Official 10/02/18	10E003 1500 3190 00 000000 0000	75.00
			Totals for KELLEY, SCOTT	75.00
KNEIP, DENNIS	Oct 1	CHS Freshman Football Official 10/01/18	10E002 1500 3190 00 000000 0000	58.00
			Totals for KNEIP, DENNIS	58.00

VENDOR	INVOICE #	DESCRIPTION	ACCOUNT NUMBER	AMOUNT
KOLLATH, KENNETH	Sept 28	CHS Varsity Football Official 09/28/18	10E002 1500 3190 00 000000 0000	76.00
			Totals for KOLLATH, KENNETH	76.00
KOZIOL, RICHARD	Oct 8	CHS Freshman Football Official 10/08/18	10E002 1500 3190 00 000000 0000	58.00
			Totals for KOZIOL, RICHARD	58.00
KRAUT, RANDALL	Oct 9	CHS JV & Varsity Volleyball Official 10/09/18	10E002 1500 3190 00 000000 0000	89.00
			Totals for KRAUT, RANDALL	89.00
KREGEL, NEIL	Oct 11	CHS Varsity Soccer Official 10/11/18	10E002 1500 3190 00 000000 0000	64.00
			Totals for KREGEL, NEIL	64.00
KRUSCHWITZ, JAMES	Oct 13	CMS Volleyball Tournament Official 10/13/18	10E003 1500 3190 00 000000 0000	60.00
			Totals for KRUSCHWITZ, JAMES	60.00
KUEBLER, KURT	Sept 28	CHS Varsity Football Official 09/28/18	10E002 1500 3190 00 000000 0000	76.00
			Totals for KUEBLER, KURT	76.00
LANDGRAF, JAY	Oct 5	CHS Soph Football Official 10/05/18	10E002 1500 3190 00 000000 0000	58.00
			Totals for LANDGRAF, JAY	58.00
LEE, DEREK	Sept 14	CHS Varsity Football Official 09/14/18	10E002 1500 3190 00 000000 0000	76.00
			Totals for LEE, DEREK	76.00
LICHTFUSS, SCOTT	Sept 25	CHS Boys Varsity Soccer Official 09/25/18	10E002 1500 3190 00 000000 0000	64.00
			Totals for LICHTFUSS, SCOTT	64.00
LINDGREN, GREGORY	Sept 28	CHS Varsity Football Official 09/28/18	10E002 1500 3190 00 000000 0000	76.00
			Totals for LINDGREN, GREGORY	76.00
LIVERIS, RANDY	Sept 26	CHS JV & Varsity Volleyball Official 9/26/18	10E002 1500 3190 00 000000 0000	89.00
			Totals for LIVERIS, RANDY	89.00
MACZKA, JAMES	Sept 14	CHS Varsity Football Official 09/14/18	10E002 1500 3190 00 000000 0000	76.00
			Totals for MACZKA, JAMES	76.00
MARENGO HIGH SCHOOL	Sept 25	Boys & Girls Conference Golf Tournament Fee 09/25/18	10E002 1500 3190 00 000000 0000	655.00
			Totals for MARENGO HIGH SCHOOL	655.00
MARTENS, JONATHAN SC	Oct 6	CHS Freshman Volleyball Tournament Official 5 games 10/06/18	10E002 1500 3190 00 000000 0000	190.00

VENDOR	INVOICE #	DESCRIPTION	ACCOUNT NUMBER	AMOUNT
			Totals for MARTENS, JONATHAN SCOTT	190.00
MARTINKA, TERENCE	Oct 6	CHS Freshman Volleyball Tournament Official 5 games 10/06/18	10E002 1500 3190 00 000000 0000	190.00
			Totals for MARTINKA, TERENCE	190.00
MATHEWS, DANIEL	Sept 14	CHS Varsity Football Official 09/14/18	10E002 1500 3190 00 000000 0000	76.00
			Totals for MATHEWS, DANIEL	76.00
MAYER, SCOTT	Sept 18	PKMS 7th Grade Volleyball Official 09/18/18	10E011 1500 3190 00 000000 0000	60.00
MAYER, SCOTT	Oct 11	CMS Volleyball Tournament Official 10/11/18	10E003 1500 3190 00 000000 0000	60.00
			Totals for MAYER, SCOTT	120.00
MCINTEE, WILLIAM	Oct 11	CHS JV & Varsity Volleyball Official 10/11/18	10E002 1500 3190 00 000000 0000	89.00
			Totals for MCINTEE, WILLIAM	89.00
MCMAHON, TERESA	Sept 25	CHS Reimb for Athletic Bulletin Board Supplies	10E002 1500 4900 00 000000 0000	16.46
			Totals for MCMAHON, TERESA	16.46
MCMAHON, TIMOTHY	Sept 24a	PKMS 7th Grade Football Official 09/24/18	10E011 1500 3190 00 000000 0000	60.00
MCMAHON, TIMOTHY	Oct 8	CHS Freshman Football Official 10/08/18	10E002 1500 3190 00 000000 0000	58.00
			Totals for MCMAHON, TIMOTHY	118.00
MEALE, DANIEL	Oct 6	CHS Varsity Football Official 10/06/18	10E002 1500 3190 00 000000 0000	76.00
			Totals for MEALE, DANIEL	76.00
MERENESS, GUY	Oct 1	CHS Freshman Football Official 10/01/18	10E002 1500 3190 00 000000 0000	58.00
			Totals for MERENESS, GUY	58.00
MITCHELL, DANIEL	Sept 26	CHS Boys JV & Varsity Soccer Official 09/26/18	10E002 1500 3190 00 000000 0000	95.00
			Totals for MITCHELL, DANIEL	95.00
MYLES, JEFFREY	Sept 27	PKMS 7th Grade Volleyball Official 09/27/18	10E011 1500 3190 00 000000 0000	60.00
MYLES, JEFFREY	Oct 9	CMS Volleyball Official 10/09/18	10E003 1500 3190 00 000000 0000	60.00
			Totals for MYLES, JEFFREY	120.00
NIELSEN, GLEN	Oct 5	CHS Varsity Football Official 10/05/18	10E002 1500 3190 00 000000 0000	76.00
			Totals for NIELSEN, GLEN	76.00
O'HERRON, KEVIN	Sept 24	PKMS 7th Grade Football Official 09/24/18	10E011 1500 3190 00 000000 0000	60.00
			Totals for O'HERRON, KEVIN	60.00

VENDOR	INVOICE #	DESCRIPTION	ACCOUNT NUMBER	AMOUNT
ORRIS, WILLIAM JR	Oct 1	CHS Freshman Football Official 10/01/18	10E002 1500 3190 00 000000 0000	58.00
			Totals for ORRIS, WILLIAM JR	58.00
PFAFF, DEAN	Oct 5	CHS Varsity Football Official 10/05/18	10E002 1500 3190 00 000000 0000	76.00
PFAFF, DEAN	Oct 6	CHS Varsity Football Official 10/06/18	10E002 1500 3190 00 000000 0000	76.00
			Totals for PFAFF, DEAN	152.00
POPE, ROBERT	Sept 26	CHS Freshman Volleyball Official 09/26/18	10E002 1500 3190 00 000000 0000	52.00
			Totals for POPE, ROBERT	52.00
POWERS, PATRICIA	Oct 22-25	CHS Varsity Volleyball Reg. Tournament Official 4 matches 10/22-10/25/18	10E002 1500 3900 00 000000 0000	120.00
			Totals for POWERS, PATRICIA	120.00
REES, FRANK	Sept 25	CMS Volleyball Official 09/25/18	10E003 1500 3190 00 000000 0000	60.00
			Totals for REES, FRANK	60.00
RIVERA, RAFAEL JR	Sept 10	PKMS 7th Grade Football Official 09/10/18	10E011 1500 3190 00 000000 0000	60.00
			Totals for RIVERA, RAFAEL JR	60.00
ROERS, JEFFREY	Oct 6	CHS Varsity Football Official 10/06/18	10E002 1500 3190 00 000000 0000	76.00
			Totals for ROERS, JEFFREY	76.00
SCHINDLER, JAMES	Sept 27	PKMS 7th Grade Volleyball Official 09/27/18	10E011 1500 3190 00 000000 0000	60.00
			Totals for SCHINDLER, JAMES	60.00
SCHULTZ, BRADLEY	Sept 20	PKMS 7th Grade Football Official 09/20/18	10E011 1500 3190 00 000000 0000	60.00
			Totals for SCHULTZ, BRADLEY	60.00
SHIFFER, JOSEPH III	Sept 20	PKMS 7th Grade Football Official 09/20/18	10E011 1500 3190 00 000000 0000	60.00
SHIFFER, JOSEPH III	Oct 2	CMS Football Official 10/02/18	10E003 1500 3190 00 000000 0000	75.00
			Totals for SHIFFER, JOSEPH III	135.00
SOBESKI, SCOTT	Sept 10	PKMS 7th Grade Football Official 09/10/18	10E011 1500 3190 00 000000 0000	60.00
SOBESKI, SCOTT	Oct 11	CMS Volleyball Tournament Official 10/11/18	10E003 1500 3190 00 000000 0000	60.00
SOBESKI, SCOTT	Oct 8	CHS Freshman Football Official 10/08/18	10E002 1500 3190 00 000000 0000	58.00
			Totals for SOBESKI, SCOTT	178.00
STORER II, THEODORE	Sept 28	CHS Varsity Football Official 09/28/18	10E002 1500 3190 00 000000 0000	76.00

VENDOR	INVOICE #	DESCRIPTION	ACCOUNT NUMBER	AMOUNT
			Totals for STORER II, THEODORE	76.00
THOMAS, DORIAN	Oct 5	CHS Varsity Football Official 10/05/18	10E002 1500 3190 00 000000 0000	76.00
			Totals for THOMAS, DORIAN	76.00
TROCEWICZ, CASIMIR	Oct 11	CHS JV & Varsity Soccer Official 10/11/18	10E002 1500 3190 00 000000 0000	95.00
			Totals for TROCEWICZ, CASIMIR	95.00
TROWBRIDGE, DAVID	Sept 14	CHS JV Football Official 09/14/18	10E002 1500 3190 00 000000 0000	58.00
			Totals for TROWBRIDGE, DAVID	58.00
VALENTINI, MARK	Oct 11	PKMS Reimb for Athletic Supplies	10E011 1500 4100 00 000000 0000	91.32
			Totals for VALENTINI, MARK	91.32
VETTER, JOHN	Oct 2	CMS Football Official 10/02/18	10E003 1500 3190 00 000000 0000	75.00
			Totals for VETTER, JOHN	75.00
VITO JR, JOHN	Sept 14	CHS Varsity Football Official 09/14/18	10E002 1500 3190 00 000000 0000	76.00
			Totals for VITO JR, JOHN	76.00
VRBA, RICHARD	Oct 6	CHS Freshman Volleyball Tournament Official 5 games 10/06/18	10E002 1500 3190 00 000000 0000	190.00
VRBA, RICHARD	Oct 18	CHS JV & Varsity Volleyball Official 10/18/18	10E002 1500 3190 00 000000 0000	89.00
VRBA, RICHARD	Oct 22-25	CHS Varsity Volleyball Reg. Tournament Official 4 matches 10/22-10/25/18	10E002 1500 3900 00 000000 0000	120.00
			Totals for VRBA, RICHARD	399.00
WALDON, ARMSTARD	Oct 6	CHS Freshman Volleyball Tournament Official 5 games 10/06/18	10E002 1500 3190 00 000000 0000	190.00
			Totals for WALDON, ARMSTARD	190.00
WEDRYK, THOMAS	Sept 28	CHS Varsity Football Official 09/28/18	10E002 1500 3190 00 000000 0000	76.00
			Totals for WEDRYK, THOMAS	76.00
WEGNER, JENNIFER	Sept 26	CHS Boys Varsity Soccer Official 09/26/18	10E002 1500 3190 00 000000 0000	64.00
			Totals for WEGNER, JENNIFER	64.00
WHITE, LOUIS	Oct 13	CMS Volleyball Tournament Official 10/13/18	10E003 1500 3190 00 000000 0000	60.00
			Totals for WHITE, LOUIS	60.00
WILMOT, MICHAEL	Oct 1	PKMS 7th Grade Volleyball Official 10/01/18	10E011 1500 3190 00 000000 0000	60.00
			Totals for WILMOT, MICHAEL	60.00

<u>VENDOR</u>	<u>INVOICE #</u>	<u>DESCRIPTION</u>	<u>ACCOUNT NUMBER</u>	<u>AMOUNT</u>
YORKVILLE MIDDLE SCH	Sept 8	PKMS 7th Grade Volleyball Quad Tournament	10E011 1500 6400 00 000000 0000	50.00
Totals for YORKVILLE MIDDLE SCHOOL				50.00
ZEMAN, DAVID	Oct 1	CHS Freshman Football Official 10/01/18	10E002 1500 3190 00 000000 0000	58.00
Totals for ZEMAN, DAVID				58.00
Totals for checks				11,712.57

FUND SUMMARY

<u>FUND</u>	<u>DESCRIPTION</u>	<u>BALANCE SHEET</u>	<u>REVENUE</u>	<u>EXPENSE</u>	<u>TOTAL</u>
10	EDUCATIONAL FUND	0.00	0.00	11,712.57	11,712.57
***	Fund Summary Totals ***	0.00	0.00	11,712.57	11,712.57

***** End of report *****

Approved by the Board of Education

Jeff Kellenberger – President

Date

Christina Johnson – Secretary

Date

VENDOR	INVOICE #	DESCRIPTION	ACCOUNT NUMBER	AMOUNT
ARROYO, HOLLY	Sept 28	PKMS Instructional Supplies	10E011 1120 4110 00 000000 0000	59.93
		Totals for ARROYO, HOLLY		59.93
BERG, CHERYL	Oct 2	Reimb for CPI supplies	10E001 1205 4100 00 000000 0000	20.58
		Totals for BERG, CHERYL		20.58
BRITTS-AXEN, CATHERI	Oct 4	Reimb for office supplies	10E008 2410 4100 00 000000 0000	50.00
		Totals for BRITTS-AXEN, CATHERINE		50.00
CANARY, ELIZABETH	Sept 28	PKMS Reimb for Book Fair Supplies-ELA	10E011 1120 4110 00 000000 0000	68.95
		Totals for CANARY, ELIZABETH		68.95
CHERRY, ALLISON	Oct 18	PV Reimb for Classroom Supplies	10E008 1110 4100 00 000000 0000	30.70
		Totals for CHERRY, ALLISON		30.70
GOVEA, VINCENT	Oct 9	CMS Reimb For Athletic Supplies	10E003 1500 4100 00 000000 0000	146.10
		Totals for GOVEA, VINCENT		146.10
GRAVITT, KIRA	Sept 13	PV Reimb for classroom supplies	10E001 1225 4100 00 000000 0000	224.76
		Totals for GRAVITT, KIRA		224.76
GRIGGS, DEBORAH	Aug 28	HBT Reimb for classroom supplies	10E004 1205 4100 00 000000 0000	35.74
		Totals for GRIGGS, DEBORAH		35.74
GUERRIERI, SANDRA	Sept 9	CMS Reimb for supplies	10E003 1120 4100 00 000000 0000	63.76
GUERRIERI, SANDRA	Sept 26a	CMS Reimb for CTE Classroom Materials	10E003 1120 4100 00 000000 0000	71.88
GUERRIERI, SANDRA	Oct 11	CMS CTE Classroom Materials	10E003 1120 4100 00 000000 0000	120.87
		Totals for GUERRIERI, SANDRA		256.51
HEISE, LAUREL	Sept 28	PKMS Reimb for Book Fair Supplies-ELA	10E011 1120 4110 00 000000 0000	76.92
		Totals for HEISE, LAUREL		76.92
ILLINOIS FFA CENTER	2018-2019	IL FFA Affiliation Membership	10E002 1400 4100 00 000000 0000	2,140.00
		Totals for ILLINOIS FFA CENTER		2,140.00
ILMEA STATE OFFICE	Oct 1	PKMS Band/Chorus Audition Fees	10E011 1120 3900 00 000000 0000	120.00
ILMEA STATE OFFICE	Sept 15a	CMS ILMEA fees for Junior Band-Voided check cashed	10E003 2410 6400 00 000000 0000	50.00
		Totals for ILMEA STATE OFFICE		170.00
KANE COUNTY CLERK	Oct 19	Notary Commission-P. Israelson	10E001 2320 6400 00 000000 0000	11.00
		Totals for KANE COUNTY CLERK		11.00
KINDELIN, MONICA	Sept 25	PKMS Reimb for Social Studies supplies	10E011 1120 4110 00 000000 0000	8.20
		Totals for KINDELIN, MONICA		8.20

VENDOR	INVOICE #	DESCRIPTION	ACCOUNT NUMBER	AMOUNT
KLAPPROTH, ELIZABETH	Sept 1	Reimb for Annual membership renewal	10E001 2140 6400 00 000000 0000	210.00
Totals for KLAPPROTH, ELIZABETH				210.00
LANGE, TRENT	Sept 30	CMS Reimb for Supplies	10E003 1120 4100 00 000000 0000	77.45
Totals for LANGE, TRENT				77.45
LEISNER, MELISSA	Sept 27a	PKMS Reimb for Instructional Supplies	10E011 1120 4110 00 000000 0000	22.97
Totals for LEISNER, MELISSA				22.97
MARASA, LAURA	Aug 22	HBT Reimb for Supplies	10E004 2410 4100 00 000000 0000	12.00
Totals for MARASA, LAURA				12.00
MARIANO, NICHOLAS	Sept 11	CMS Reimb for Subscription	10E003 1120 4100 00 000000 0000	45.00
Totals for MARIANO, NICHOLAS				45.00
MATTHEWS, BERNADINE	Sept 27	Reimb for AIW supplies	10E001 2212 4100 00 000000 0000	60.95
Totals for MATTHEWS, BERNADINE				60.95
MORETTI, MEGAN	Aug 15	HBT Reimb for Office Supplies	10E004 2410 4100 00 000000 0000	9.69
Totals for MORETTI, MEGAN				9.69
MUMFORD, DANA	Sept 25	Supplies for Life Skills class	10E002 1205 4100 00 000000 0000	225.36
Totals for MUMFORD, DANA				225.36
OVINGTON APPRAISAL S	Appraisal	Appraisal of property	10E001 2320 3190 00 000000 0000	1,500.00
Totals for OVINGTON APPRAISAL SERVICE				1,500.00
PERSON, KRISTI	May 11	CT Reimb for found library book	10E010 2220 4300 00 000000 0000	12.99
Totals for PERSON, KRISTI				12.99
PETTY CASH	Oct 10	LL Book Fair Start Up	10E005 2410 4100 00 000000 0000	100.00
Totals for PETTY CASH				100.00
PIZZA HUT	Oct 18	PV Literacy Night Supplies	10E008 2410 4100 00 000000 0000	157.50
Totals for PIZZA HUT				157.50
POTBELLY	Oct 3	Training on Oct 3	10E001 1205 4100 00 000000 0000	179.55
Totals for POTBELLY				179.55
REAGAN, STACY	Sept 14	Reimb for Tech fair supplies	10E001 2212 4100 00 000000 0000	24.99
Totals for REAGAN, STACY				24.99
RICKARD, LAUREN	Aug 18	CT Reimb for classroom supplies	10E010 1205 4100 00 000000 0000	200.00
Totals for RICKARD, LAUREN				200.00
ROEDER, AMIE	Sept 14	CMS Reimb for IMEA fee	10E003 2410 6400 00 000000 0000	50.00
Totals for ROEDER, AMIE				50.00
SCHOLASTIC BOOK FAIR W3853577BF		PKMS Scholastic Book Fair	10E011 2410 4900 00 000000 0000	2,759.54
SCHOLASTIC BOOK FAIR B3865105FR		Book Fair-ID 3865105	10E005 1110 4900 00 000000 0000	2,616.22
Totals for SCHOLASTIC BOOK FAIRS				5,375.76

VENDOR	INVOICE #	DESCRIPTION	ACCOUNT NUMBER	AMOUNT
SCHRAMER, ANGELA	Sept 24	PKMS Reimb for Social Studies supplies	10E011 1120 4110 00 000000 0000	49.41
		Totals for SCHRAMER, ANGELA		49.41
SCHWAN, SUSAN	Aug 14	PKMS Reimb for Instructional Supplies	10E011 1120 4110 00 000000 0000	70.85
		Totals for SCHWAN, SUSAN		70.85
SMITH, LINDSAY	Aug 23	Reimb for Athletic Supplies	10E011 1500 4100 00 000000 0000	41.88
		Totals for SMITH, LINDSAY		41.88
SNYDER, ERICA	Sept 14	PKMS Reimb for Instructional Supplies	10E011 1120 4110 00 000000 0000	61.18
		Totals for SNYDER, ERICA		61.18
STOKES, KELSEY	Oct 9	PKMS Reimb for Athletic Supplies	10E011 1500 4100 00 000000 0000	69.00
		Totals for STOKES, KELSEY		69.00
SUBWAY	Oct 5	CHS, CMS, PKMS AIW training	10E003 2410 4900 00 000000 0000	204.68
SUBWAY	Oct 5	CHS, CMS, PKMS AIW training	10E011 2410 4900 00 000000 0000	350.88
SUBWAY	Oct 5	CHS, CMS, PKMS AIW training	10E002 2410 4900 00 000000 0000	584.80
		Totals for SUBWAY		1,140.36
TESTONE, CHRISTOPHER	Oct 4	CHS Reimb for AIW supplies	10E003 2410 4900 00 000000 0000	12.60
TESTONE, CHRISTOPHER	Oct 4	CHS Reimb for AIW supplies	10E011 2410 4900 00 000000 0000	21.60
TESTONE, CHRISTOPHER	Oct 4	CHS Reimb for AIW supplies	10E002 2410 4900 00 000000 0000	35.94
		Totals for TESTONE, CHRISTOPHER		70.14
TUMA, MONICA	Sept 12	Reimb for LMC Supplies	10E002 2220 4100 00 000000 0000	28.20
		Totals for TUMA, MONICA		28.20
VAUGHN, MICHELLE	Aug 30	Reimb for EC supplies	10E001 1205 4100 00 000000 0000	250.00
		Totals for VAUGHN, MICHELLE		250.00
ZIMMERMANN, HANNAH	Sept 18	CMS Reimb for class supplies	10E003 1120 4100 00 000000 0000	66.11
		Totals for ZIMMERMANN, HANNAH		66.11
		Totals for checks		13,410.73

FUND SUMMARY

<u>FUND</u>	<u>DESCRIPTION</u>	<u>BALANCE SHEET</u>	<u>REVENUE</u>	<u>EXPENSE</u>	<u>TOTAL</u>
10	EDUCATIONAL FUND	0.00	0.00	13,410.73	13,410.73
***	Fund Summary Totals ***	0.00	0.00	13,410.73	13,410.73

***** End of report *****

Approved by the Board of Education

Jeff Kellenberger – President

Date

Christina Johnson – Secretary

Date

VENDOR	INVOICE #	DESCRIPTION	ACCOUNT NUMBER	AMOUNT
BROOKFIELD ZOO	Oct 16	HBT 2nd Grade Field Trip Parking	10E004 1110 3900 00 000000 0000	20.00
BROOKFIELD ZOO	Oct 16a	HBT 2nd Grade Field Trip Parking	10E004 1110 3900 00 000000 0000	20.00
BROOKFIELD ZOO	Oct 16b	HBT 2nd Grade Field Trip Parking	10E004 1110 3900 00 000000 0000	20.00
BROOKFIELD ZOO	Oct 19	CT Field Trip Parking	10E010 1110 3900 00 000000 0000	20.00
BROOKFIELD ZOO	Oct 19a	CT Field Trip Parking	10E010 1110 3900 00 000000 0000	20.00
BROOKFIELD ZOO	Oct 19b	CT Field Trip Parking	10E010 1110 3900 00 000000 0000	20.00
		Totals for BROOKFIELD ZOO		120.00
FOX VALLEY PARK DIST	Oct 16	LL Kindergarten Field Trip	10E005 1110 3900 00 000000 0000	55.00
		Totals for FOX VALLEY PARK DISTRICT		55.00
GOEBBERT'S PUMPKIN P	Oct 19	CT EC Field Trip	10E010 2410 4100 00 000000 0000	34.00
GOEBBERT'S PUMPKIN P	Oct 19	CT EC Field Trip	10E010 1110 3900 00 000000 0000	382.50
GOEBBERT'S PUMPKIN P	Oct 18	HBT EC Field Trip	10E004 1110 3900 00 000000 0000	510.00
		Totals for GOEBBERT'S PUMPKIN PATCH		926.50
KUIPERS FAMILY FARM	Oct 3a	HBT Kindergarten Field Trip Chaperones	10E004 1110 3900 00 000000 0000	255.00
		Totals for KUIPERS FAMILY FARM		255.00
THE MORTON ARBORETUM	Oct 12	PV 5th Grade Field Trip	10E008 1110 3900 00 000000 0000	1,302.00
THE MORTON ARBORETUM	Oct 25	PV 2nd Grade Field Trip	10E008 1110 3900 00 000000 0000	494.00
		Totals for THE MORTON ARBORETUM		1,796.00
THEATREWORKS USA	Oct 15	LL 1st grade field trip-Void check	10E005 1110 3900 00 000000 0000	0.00
THEATREWORKS USA	Oct 16	Void check	10E005 1110 3900 00 000000 0000	0.00
THEATREWORKS USA	Oct 16a	Void Check	10E005 1110 3900 00 000000 0000	0.00
THEATREWORKS USA	Dec 14	LL 1st Grade Field Trip	10E005 1110 3900 00 000000 0000	423.00
		Totals for THEATREWORKS USA		423.00
		Totals for checks		3,575.50

FUND SUMMARY

<u>FUND</u>	<u>DESCRIPTION</u>	<u>BALANCE SHEET</u>	<u>REVENUE</u>	<u>EXPENSE</u>	<u>TOTAL</u>
10	EDUCATIONAL FUND	0.00	0.00	3,575.50	3,575.50
*** Fund Summary Totals ***		0.00	0.00	3,575.50	3,575.50

***** End of report *****

Approved by the Board of Education

Jeff Kellenberger – President

Date

Christina Johnson – Secretary

Date

Instruction

Program for the Gifted

The Superintendent or designee shall implement an education program for gifted and talented learners that will challenge and motivate academically advanced learners and engage them in appropriately differentiated learning experiences to develop their unique abilities. If the State Superintendent of Education issues a Request for Proposals because sufficient State funding is available to support local programs of gifted education, the Superintendent or designee shall inform the Board concerning the feasibility and advisability of developing a “plan for gifted education” that would qualify for State funding.

Eligibility to participate in the gifted program shall not be conditioned upon race, religion, sex, disability, or any factor other than the student’s identification as gifted or talented learner.

The School Board will monitor this program’s performance by meeting periodically with the Superintendent or designee to determine and/or review the indicators and data that evidence whether the educational program for gifted and talented learners is accomplishing its goals and objectives and is otherwise in compliance with this policy.

LEGAL REF.: 105 ILCS 5/14A.
23 Ill.Admin.Code Part 227.

Students

Attendance and Truancy

Compulsory School Attendance

This policy applies to individuals who have custody or control of a child: (a) between the ages of six (on or before September 1) and 17 years (unless the child has graduated from high school), or (b) who is enrolled in any of grades kindergarten through 12 in the public school regardless of age. ~~whose age meets the compulsory attendance age listed in State law, or (b) who is enrolled in any of grades, kindergarten through 12, in the public school regardless of age. Unless a student has already graduated from high school, compulsory attendance ages are as follows:~~

- ~~1. Before the 2014-2015 school year, students between the ages of 7 and 17 years.~~
- ~~2. Beginning with the 2014-2015 school year, students between the ages of 6 (on or before September 1) and 17 years.~~

Subject to specific requirements in State law, the following children are not required to attend public school: (1) any child attending a private school (including a home school) or parochial school, (2) any child who is physically or mentally unable to attend school (including a pregnant student suffering medical complications as certified by her physician), (3) any child lawfully and necessarily employed, (4) any child over 12 and under 14 years of age while in confirmation classes, (5) any child absent because his or her religion forbids secular activity on a particular day, and (6) any child 16 years of age or older who is employed and is enrolled in a graduation incentives program.

The parent/guardian of a student who is enrolled must authorize all absences from school and notify the school in advance or at the time of the student's absence. A valid cause for absence includes illness, observance of a religious holiday, death in the immediate family, family emergency, other situations beyond the control of the student, other circumstances that cause reasonable concern to the parent/guardian for the student's safety or health, or other reason as approved by the Superintendent or designee.

Absenteeism and Truancy Program

The Superintendent or designee shall manage an absenteeism and truancy program in accordance with the School Code and School Board policy. The program shall include but not be limited to:

1. A protocol for excusing a student from attendance who is necessarily and lawfully employed. The Superintendent or designee is authorized to determine when the student's absence is justified.
2. A protocol for excusing a student in grades 6 through 12 from attendance to sound *Taps* at a military honors funeral held in Illinois for a deceased veteran.
3. A protocol for excusing a student from attendance on a particular day(s) or at a particular time of day when his/her parent/guardian is an active duty member of the uniformed services and has been called to duty for, is on leave from, or has immediately returned from deployment to a combat zone or combat-support postings.
4. A process to telephone, within **two** 2 hours after the first class, the parents/guardians of students in grade 8 or below who are absent without prior parent/guardian notification.
5. A process to identify and track students who are truants, chronic or habitual truants, or truant minors as defined in the School Code, Section 26-2a.

6. A description of diagnostic procedures for identifying the cause(s) of a student's unexcused absenteeism, including interviews with the student, his or her parent(s)/guardian(s), and staff members or other people who may have information about the reasons for the student's attendance problem. ~~Methods for identifying the cause(s) of a student's unexcused absenteeism, including interviews with the student, his or her parent(s)/guardian(s), and staff members or other people who may have information.~~
7. The identification of supportive services that may be offered to truant, chronically truant or chronically absent students, including parent-teacher conferences, student and/or family counseling, or information about community agency services. See Board policy 6:110, *Programs for Students At Risk of Academic Failure and/or Dropping Out of School and Graduation Incentives Program*.
8. Reasonable efforts to provide ongoing professional development to teachers, administrators, Board members, school resource officers, and staff on the appropriate and available supportive services for the promotion of student attendance and engagement.
9. A process to request the assistance and resources of outside agencies, such as, the juvenile officer of the local police department or the truant office of the appropriate Regional Office of Education, if truancy continues after supportive services have been offered.
10. A protocol for cooperating with non-District agencies including County or municipal authorities, the Regional Superintendent, truant officers, the Community Truancy Review Board, and a comprehensive community based youth service agency. Any disclosure of school student records must be consistent with Board policy 7:340, *Student Records*, as well as State and federal law concerning school student records.
11. An acknowledgement that no punitive action, including out-of-school suspensions, expulsions, or court action, shall be taken against a chronic truant minor for his or her truancy unless available supportive services and other school resources have been provided to the student.
12. The criteria to determine whether a student's non-attendance is due to extraordinary circumstances shall include economic or medical necessity or family hardship and such other criteria that the Superintendent believes qualifies.

[For high school and unit districts only]

13. A process for a 17 year old resident to participate in the District's various programs and resources for truant students. The student must provide documentation of his/her dropout status for the previous six 6 months. A request from an individual 19 years of age or older to re-enroll after having dropped out of school is handled according to provisions in 7:50, *Students School Admissions and Student Transfers To and From Non-District Schools*.
14. A process for the temporary exclusion of a student 17 years of age or older for failing to meet minimum ~~academic or~~ attendance standards according to provisions in State law. A parent/guardian has the right to appeal a decision to exclude a student.

LEGAL REF.: 105 ILCS 5/26-1 through 16.
705 ILCS 405/3-33.5. Juvenile Court Act of 1987.
23 Ill.Admin.Code §§1.242 and 1.290.

CROSS REF.: 6:110 (Programs for Students At Risk of Academic Failure and/or Dropping Out of School and Graduation Incentives Program), 6:150 (Home and Hospital Instruction), 7:10 (Equal Educational Opportunities), 7:50 (School Admissions

and Student Transfers To and From Non-District Schools), 7:60 (Residence), 7:80 (Release Time for Religious Instruction/Observance), 7:190 (Student Discipline), 7:340 (Student Records)



MEMORANDUM

TO: DISTRICT 301 BOARD OF EDUCATION
FROM: DR. TODD STIRN, SUPERINTENDENT
SUBJECT: DONATION TO LILY LAKE
DATE: 11/19/18

A Lily Lake parent, who prefers to remain anonymous, provided a \$1,500.00 donation to Lily Lake Grade School for the purchase of library books and modern flexible seating for the library. I request that the Board approve the donation.



CENTRAL
UNIT SCHOOL DISTRICT 301

2018 Tax Levy

Board of Education

Jeff Kellenberger, President
Janet Marlovits, Vice President
Christina Johnson, Secretary
Jeff Gorman
Dr. Eric Nolan
Mitch Penar
Laura Rabe

Administration

Dr. Todd Stirn, Superintendent
Dr. Esther Mongan, Assistant Superintendent
Daina Pflug, Business Manager

November 26, 2018

Table of Contents

- I.** 2018 Proposed Tax Levy Memo
- II.** EAV History
- III.** Assessor Estimated EAV
- IV.** Projected EAV Analysis
- V.** Variables Affecting Levy
- VI.** Commercial EAV-2017 Levy
- VII.** Projected & Actual Variables
- VIII.** Projected 2018 Levy Computation
- IX.** Recommended 2018 Levy
- X.** Anticipated 2018 Levy Tax Rates
- XI.** Summary
- XII.** Resolution Regarding Estimated 2018 Levy

Memorandum

To: Dr. Todd Stirn, Superintendent, Board of Education
From: Daina Pflug, Business Manager
Subject: 2018 Proposed Tax Levy
Date: November 26, 2018

Attached is information relating to the proposed 2018 tax levy. The Board will be asked to adopt a tentative tax levy resolution for the next school year. In December, the Board will adopt the final tax levy.

Enclosed is an analysis of the history of district EAV and new construction numbers, the estimated 2018 EAV, estimated tax rate, and the increase in new dollars over the previous year's extension. We are anticipating approximately \$1,430,000 in new operating dollars, which is a 3.5% increase. There will be an increase in the debt service extension as our bond payments increase from \$6,775,850 to \$7,134,150. The total operating and debt service extension will be approximately \$49,341,000 if the estimated total EAV is close to \$736,000,000 and new construction is near \$10,000,000.

As in past years, it is necessary to request a slightly higher amount than what we anticipate receiving to insure full access to dollars that are generated through new construction EAV. The law provides that a district cannot receive more than what it is entitled. A district cannot receive more than what was requested in each fund.

Since the proposed operating extension is less than a 5% increase, we are not required to post a public newspaper notice or conduct a public hearing.

EAV History

Levy Year	EAV	New Construction	Total Tax Rate
2013	\$551,866,662	\$11,220,279	7.7789
2014	\$554,737,203	\$12,946,606	7.8829
2015	\$599,173,756	\$14,740,624	7.6637
2016	\$650,934,389	\$15,118,604	7.4460
2017	\$701,632,135	\$15,510,620	6.7896
2018	\$736,000,000 (estimated)	\$10,000,000 (estimated)	6.7040 (estimated)

Assessor Estimated EAV Report by Tax District Kane County

Totals		New Construction	
Board of Review Abstract	788,892,896	Commercial	0
- Exemptions	52,302,390	Farm	526,968
- Under Assessed	0	Industrial	0
+ State Assessed	1,483,915	Local Rail Road	0
Total EAV	738,074,421	Mineral	0
- Tif Increment / Ezone	0	Residential	8,467,133
Rate Setting EAV	738,074,421	Total	8,994,101

Exemption Category	Commercial		Farm		Industrial		Local Rail Road		Mineral		Residential		State Rail Road		Totals	
	Value	Count	Value	Count	Value	Count	Value	Count	Value	Count	Value	Count	Value	Count	Value	Count
Parcel Count		153		1,820		10		0		0		8,283		0		10,266
Board of Review Abstract	28,292,537		84,431,002		1,507,642		0		0		674,661,715		0		788,892,896	
- Home Improvement	0	0	305,417	20	0	0	0	0	0	0	3,069,050	707	0	0	3,374,467	727
- Veteran's	0	0	0	0	0	0	0	0	0	0	0	0	0	0	0	0
+ State Assessed	0		0		0		0		0		0		1,483,915		1,483,915	
= EAV	28,292,537	0	84,125,585	20	1,507,642	0	0	0	0	0	671,592,665	709	1,483,915	0	787,002,344	729
- Senior Assessment Freeze	0	0	205,907	17	0	0	0	0	0	0	923,278	66	0	0	1,129,185	83
- Owner Occupied	30,000	5	2,802,000	466	0	0	0	0	0	0	34,853,145	5,811	0	0	37,685,145	6,282
- Senior Citizen's	15,000	3	910,000	182	0	0	0	0	0	0	5,327,520	1,066	0	0	6,252,520	1,251
- Disabled Person	0	0	10,000	5	0	0	0	0	0	0	138,000	69	0	0	148,000	74
- Disabled Veteran	0	0	121,852	2	0	0	0	0	0	0	3,591,221	46	0	0	3,713,073	48
- Returning Veteran	0	0	0	0	0	0	0	0	0	0	0	0	0	0	0	0
- Natural Disaster	0	0	0	0	0	0	0	0	0	0	0	0	0	0	0	0
- Fraternal Freeze	0	0	0	0	0	0	0	0	0	0	0	0	0	0	0	0
- Vet Freeze	0	0	0	0	0	0	0	0	0	0	0	0	0	0	0	0
- Under Assessed	0		0		0		0		0		0		0		0	
- E-Zone	0	0	0	0	0	0	0	0	0	0	0	0	0	0	0	0
- TIF	0	0	0	0	0	0	0	0	0	0	0	0	0	0	0	0
- Drainage	0	0	0	0	0	0	0	0	0	0	0	0	0	0	0	0
= Taxable Value	28,247,537		80,075,826		1,507,642		0		0		626,759,501		2,967,830		738,074,421	

Projected EAV Analysis

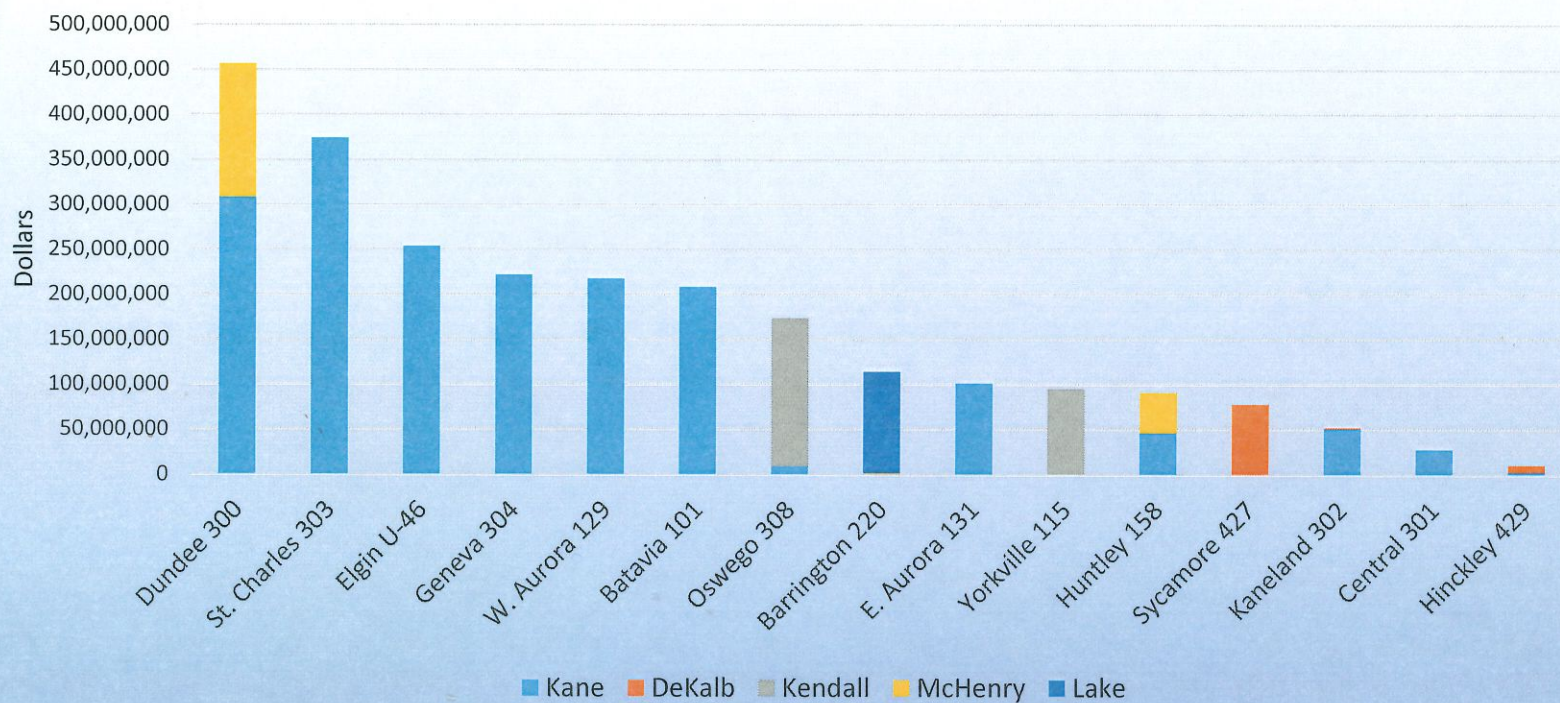
Levy Year	September New Construction	Final New Construction	September EAV	Final EAV
2013	\$10,142,159	\$11,220,279	\$555,494,627	\$551,866,662
2014	\$11,817,938	\$12,946,606	\$554,897,762	\$554,737,203
2015	\$13,442,388	\$14,740,624	\$602,964,373	\$599,173,756
2016	\$14,894,419	\$15,118,604	\$652,477,912	\$650,934,389
2017	\$12,186,372	\$15,510,620	\$703,875,849	\$701,632,135
2018	\$ 8,994,101	\$10,000,000 (estimated)	\$738,074,421	\$736,000,000 (estimated)

Variables Affecting Levy

- Previous Year's Extension (not B&I)
- Previous Year Consumer Price Index
- New Construction
- Total EAV

Commercial EAV-2017 Levy

Commercial EAV



Projected & Actual Variables

Actual Variables	Projected Variables
2017 Extension Base: \$40,777,624	New Construction: \$10,000,000
Consumer Price Index (CPI): 2.1%	2018 Total EAV: \$736,000,000

PROJECTED COMPUTATION OF 2018 TAX LEVY

KNOWN VARIABLES

2017 Aggregate Extension	estimate	\$ 40,777,624
2017 CPI		102.10%
2017 Existing Total EAV	estimate	\$ 701,632,135
2017 Limited Tax Rate	estimate	\$ 0.05811820
2017 B. & I. Limited Tax Rate	estimate	\$ 0.009777880
2017 Total Tax Rate	estimate	\$ 0.067896080

ESTIMATED VARIABLES

2018 Est. % EAV Change		103.4730260%
2018 Est. New Growth	\$ 10,000,000	\$ 10,000,000
2018 Est. Existing EAV change	\$ 726,000,001	\$ 0.057347044
2018 Estimated TOTAL EAV	\$ 736,000,001	\$ 573,470 new const. increase
		\$ 856,330 CPI INCR.
		\$ 1,429,801 Total \$ increase

Aggregate Extension Base

<u>from 2017 tax year</u>	<u>Times</u>	<u>CPI</u>	<u>Equal</u>	=	<u>Numerator</u>
\$40,777,624	X	102.10%	=		\$ 41,633,954

<u>Adjusted EAV</u>	<u>Minus</u>	<u>New Construction</u>	<u>Equal</u>		<u>Denominator</u>
\$ 736,000,001	-	\$ 10,000,000	=		\$ 726,000,001

<u>Numerator</u>	<u>Divided by</u>	<u>Denominator</u>	<u>Equal</u>		<u>Limiting Rate</u>
\$ 41,633,954	/	\$ 726,000,001	=		<u>0.057347044</u>

New Operating Funds Extension	=	\$ 42,207,425
Bond & Interest Extension	=	\$ 7,134,150
Operating Limiting Tax Rate	=	0.057347044
Bond & Interest Tax Rate	=	0.009693139
Total Tax Rate	=	0.067040183
Total Tax rate Increase/decrease	=	\$ (0.000856)
Oper Ext . Increase	=	\$ 1,429,801

actual % incr. 3.5063%
over 2017 ext. without bonds

maximum levy
105.00%
\$ 42,816,505

\$ 42,575,000 2018 proposed levy
\$ 1,797,376 2018 increase in levy over 2017 extension
4.40775% % increase using proposed levy
Truth in Taxation

Operating Extension

<u>Fund</u>	<u>Rate</u>	<u>Extension</u>	<u>FY19 Spring early tax</u>	
			0.5	<u>proposed 2018 levy</u>
Education	0.0369667	\$ 27,207,457	\$ 13,603,728	\$ 27,300,000
O. & M.	0.0063912	\$ 4,703,895	\$ 2,351,947	\$ 4,800,000
Transportation	0.0032092	\$ 2,361,993	\$ 1,180,997	\$ 2,400,000
IMRF	0.0011400	\$ 839,040	\$ 419,520	\$ 875,000
Working Cash	0.0002000	\$ 147,200	\$ 73,600	\$ 150,000
Social Security	0.0011400	\$ 839,040	\$ 419,520	\$ 875,000
Special Education	0.0075000	\$ 5,520,000	\$ 2,760,000	\$ 5,550,000
Tort	0.0008000	\$ 588,800	\$ 294,400	\$ 625,000
Total Oper. Ext.	0.057347044	\$ 42,207,425	\$ 21,103,712	\$ 42,575,000
				\$ 42,816,505
B. & I. rate & Ext.	0.009693139	\$ 7,134,150	\$ 3,567,075	7,134,150
TOTAL	0.06704018	\$ 49,341,575	\$ 24,670,787	\$ 49,709,150

Recommended 2018 Levy

- Requesting \$42,575,000 in operating funds
 - 4.4% increase
 - No hearing required; under 5%
- Expect to receive \$42,200,000 in operating funds based upon variables
 - Increase of \$1,430,000 or 3.5%
- Bond & Interest Levy
 - \$7,134,150 or 5.28% increase
- Total all funds anticipated increase
 - \$1,788,101 or 3.76% increase

Anticipated Tax Rates

- Operating Rate \$5.734
- Bond & Interest Rate \$0.969
- Total Rate \$6.704

Approximate \$.085 rate decrease over last year

Note: If EAV is less than projected, tax rate will be higher. If EAV is higher than projected, tax rate will be lower.

Summary

- Should allow us to receive all operating dollars available to us
- District will receive final notice of actual tax extension & rates in March 2019
- Approximate Tax distributions expected to receive:
 - Spring of FY19 - 50%
 - Fall of FY20 - 50%

CENTRAL COMMUNITY UNIT SCHOOL DISTRICT 301

**Resolution Regarding Estimated Amounts Necessary to be
Levied for the Year 2018**

WHEREAS, the Truth in Taxation Law requires that all taxing districts in the State of Illinois determine the estimated amounts of taxes necessary to be levied for the year not less than twenty (20) days prior to the official adoption of the aggregate tax levy of the District; and

WHEREAS, if the estimated aggregate amount necessary to be levied, exclusive of election costs, bond and interest (i.e. debt service) levies and public building commission leases, exceeds 105% of the aggregate amount of property taxes extended or estimated to be extended, including any amount abated by the taxing district prior to such extension, upon the levy of the preceding year, public notice shall be given and a public hearing shall be held on the District's intent to adopt a tax levy in an amount which is more than 105% of such extension or estimated extension for the preceding year; and

WHEREAS, the aggregate amount of property taxes extended or estimated to be extended for 2017 was:

Educational Purposes	\$23,306,511
Operations and Maintenance Purposes	\$4,649,639
Illinois Municipal Retirement Fund Purposes	\$944,852
Transportation Purposes	\$2,038,880
Working Cash Fund Purposes	\$149,188
Special Education Purposes	\$5,271,250
Tort Judgements, Liability	\$472,423
Social Security/Medicare Purposes	\$944,852
TOTAL	\$40,777,597

WHEREAS, it is hereby determined that the estimated amount of taxes necessary to be raised by taxation for the year 2018 is as follows:

Educational Purposes	\$27,300,000
Operations and Maintenance Purposes	\$4,800,000
Illinois Municipal Retirement Fund Purposes	\$875,000
Transportation Purposes	\$2,400,000
Working Cash Fund Purposes	\$150,000
Special Education Fund Purposes	\$5,550,000
Tort Judgements, Liability	\$625,000
Social Security/Medicare Purposes	\$875,000
TOTAL	\$42,575,000

WHEREAS, if public notice and a public hearing are required as set forth above, the Truth in Taxation Law, as amended, requires that the District provide data in the notice concerning the levies made for debt service made pursuant to statute, referendum, resolution, or agreement to retire principal or pay interest on bonds, notes, and debentures or other financial instruments which evidence indebtedness; and

WHEREAS, the aggregate amount of property taxes extended for the Debt Services purposes for 2017 was \$6,860,475 and it is hereby determined that the estimated amount of taxes to be levied for Debt Services purposes for 2018 would be \$7,134,150 in the absence of an abatement by the Board of said taxes,

NOW, THEREFORE, BE IT RESOLVED by the Board of Education, Central Community Unit School District 301, Counties of Kane and De Kalb, State of Illinois, as follows:

- Section #1: The aggregate amount of taxes estimated to be levied for the year 2018 exclusive of election costs, debt service levies and public building commission leases, is \$42,575,000.
- Section #2: The above estimated aggregate levy for the year 2018 does not exceed 105% of the amount extended by the District in the year 2017.
- Section #3: All resolutions or parts of resolutions in conflict herewith are hereby repealed, and this resolution shall be in full force and effect forthwith upon its passage.

ADOPTED this 26th day of November, 2018.

Board of Education
Central Community Unit School District 301
Counties of Kane and De Kalb
State of Illinois

ATTEST:

Jeff Kellenberger, President

Christina Johnson, Secretary



MEMORANDUM

FROM: Steve Diversey, Athletic/Activities Director

TO: District 301 Board of Education

DATE: 10/29/18

RE: APPROVAL OF OVERNIGHT TRIP FOR BOYS & GIRLS CROSS COUNTRY TEAMS TO
STATE MEET

I am requesting the approval of an overnight trip for the Central High School Cross Country Boys and Girls Teams to attend the IHSA State Meet on Saturday, Nov. 3, 2018. On Friday, Nov. 2 the teams will travel to Peoria, IL to compete in the meet on Saturday, Nov. 3 at Detweiller Park in Peoria, IL. The teams would like to stay overnight so they can jog the course the day before and be prepared for the meet on Saturday. The teams will stay overnight at the Fairfield Inn and Suites in Bloomington, IL. The meet begins at 11:00 am for the girls and at noon for the boys on Saturday and they will arrive home Saturday evening, at approximately 6:00pm. The itinerary for the trip is included with this memo.

Thank you for your support of Central High School Athletics and Activities.

IHSA State Cross Country Meet Itinerary

Congrats to both the boys and girl teams on qualifying for the IHSA State Cross Country Meet this weekend. This is the first time we have ever had both teams downstate in the same year, so let's make the best of this experience!! Below is our tentative itinerary for the weekend. If you have any questions or concerns, please contact Vince Neil @ 847-924-8625, or Vince.neil@central301.net. In this packet you will find the meet race schedule and hotel information.

Hotel Info

Fairfield Inn & Suites by Marriott
1014 Wylie Drive
Bloomington, IL 61705
Phone: 309.827.8000
Fax: 309.827.8099

Friday, November 2nd

Load bus @ 9:15
Depart from school @ 9:30
Team Lunch Stop @ 11:00
Arrive @ Detweiller Park, Peoria, IL @ 1:00
Jog Course/Accelerations
Coach's Meeting @ 2:00
Team Hotel Check-In @ 3:00
Team Dinner @ 6:30
Lights Out @ 9:30

Saturday, November 3rd

Breakfast in Lobby Restaurant @ 7:00
Depart for Course @ 8:00
Girls Class 2A Race @ 11:00
Boys Class 2A Race @ 12:00
Class 2A Awards @ 1:00 pm
Lunch Before we Return @ 2:00
Return to CHS @ 6:00 (*this is approximate*)

Important Links:

- [IHSA State Schedule \(Not yet online\)](#)
- [IHSA State Site \(Additional Details\)](#)

Note: We will have rooms available as well as food expenses covered for the 14 listed IHSA eligible athletes. All additional costs throughout the trip should be paid by the individual. Tee-shirts or shopping items should be paid for by the individual so please plan on bringing extra money for IHSA State souvenirs, snacks, etc.

Best of luck group!!! This is the first time in school history that we have both the boys and girls down state. Let's make the most out of the weekend and write a new page in the Central athletic history book. For those attending the meet to watch, please try to soak in the experience and use it as motivation for next year. **My challenge to you for next year is, what are you going to do from now until next season to put yourself in the position to race at state?**

Central High School - Report from AP Subcommittee

Board Presentation November 2018

The AP Subcommittee at CHS (CHS SIP)

Committee Members

- Rachel Rodriguez, School Counselor (AP Coordinator)
- Anette Bliss, DC Foreign Languages (AP German)
- Jackie Hovious, DC Science (AP Biology)
- Mike Schmidt, DC Social Studies (AP Psychology)
- Kim Lewis, Asst. Principal CHS

District Goals for AP Program

- **District 301 Goal:** Greater access to AP has been a district goal for several years
- **Rationale for the Goal:** Students who have a successful AP experience will be more successful at college.
- District 301 definition of successful AP experience for students
 - Taking the AP exam and scoring a “3” or higher

AP Subcommittee Goals for 2018/19

Goal #1

The subcommittee would like to discern how many students are taking the class, but not the test.

Goal #2

The subcommittee would like to discern how many students are scoring 3, 4, or 5 on the AP exam.

AP Scores by Subject Area (2015-1017)

[AP Scores by Subject Area \(2015-2017\)](#)

Results from Analysis

- 45% of students that are taking the class are not taking the test
- Of all of the students who did take the test during the last three years, 70% have scored a 3,4, or 5

Planned Follow-Up for Goal #1

Why are students taking the course but not the exam?

- Subcommittee is planning to survey students who did not take the AP exam but are still students in the building.
 - (AP US History; AP US Gov; AP English Literature)
- Subcommittee is also planning to survey those students currently enrolled in AP classes but are not intending to take the exam in May 2019.

AP Subcommittee goals 2018/19, cont.

Goal #3:

The subcommittee would like to examine if there is a correlation between class grades and AP Scores.

- To that end, the subcommittee has given AP teachers the assignment of going back to look at grades vs. AP scores for the past 2 years.
- Example from AP Psychology: [AP Psych Report](#)

AP Subcommittee Goals 2018/19, cont.

Goal #4:

Brainstorm Ideas to give students greater access to AP at CHS

Goal #4: Ideas from Brainstorming Process

- Experimental Chance Program?
 - One class per department can admit up to 5 students who have not met the prerequisites for class
 - The committee is concerned that the students will not have the support that they need within the current traditional schedule because of lack of common advisory period
- Counselors will look at students who have used waivers to enter current AP classes when they did not meet prerequisites
- Spread the word (teachers and counselors targeting students)

AP Subcommittee Goals 2018/19, cont.

Goal #5:

Provide a Place for Collaboration

- Sharing of observations and concerns
- Sharing of best practices (routines, tools, methods, resources)

Other Considerations for the Future

- College Board Policy change as to fee and registration deadline
 - 40 dollar penalty
- Who is paying for the exam?
 - Reimbursing for a 3,4,5?
 - We would like a year to evaluate the new College Board policy before we make a recommendation

Questions for committee members?

Academic Advisory Survey Results Fall 2018-19

Student Responses

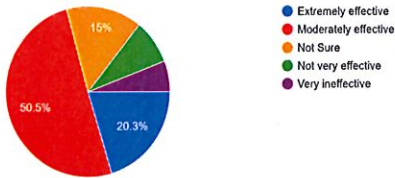
Staff Responses

**The AA Committee will be analyzing the results of both surveys and using the data for future improvements to Academic Advisory.
(‘Action Plan’ slides at the end of the slide deck)*

Overall Effectiveness and Experience:

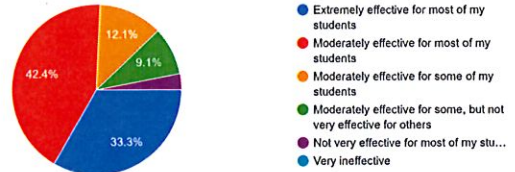
STUDENTS:

Please rate how effective you feel the entire Academic Advisory experience is for you thus far. (hw time, conferen...your AA Teacher, make-up testing, etc.)
428 responses



STAFF:

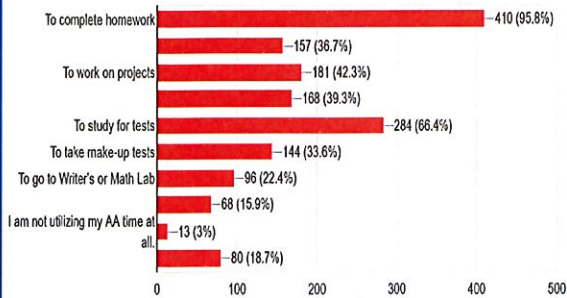
Please rate how effective you feel the entire Academic Advisory experience is for your students thus far. (hw time, ...erences, testing, rules, structure, etc.)
33 responses



	<u>Students:</u>	<u>Staff:</u>
Extremely or Moderately Effective:	70%	75%

How are you using your time in Academic Advisory? You can check all answers that apply and leave others blank.

428 responses



1. To complete Homework (96%)
2. To study for tests (66%)
3. To work on projects (42%)
4. To work ahead (39%)
5. To get caught up (37%)

Not utilizing my time at all (3%)

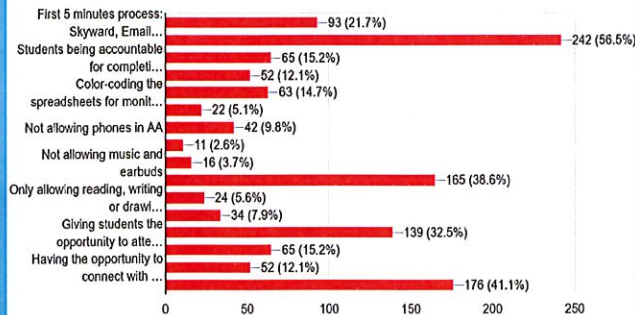
Just use AA to take a break from school (18%)

Students: How are you using your time in AA?

Students: Top 5 Most Effective Aspects of AA

What aspects of Academic Advisory do you feel are MOST effective for YOU? You can check all answers that apply and leave others blank.

428 responses



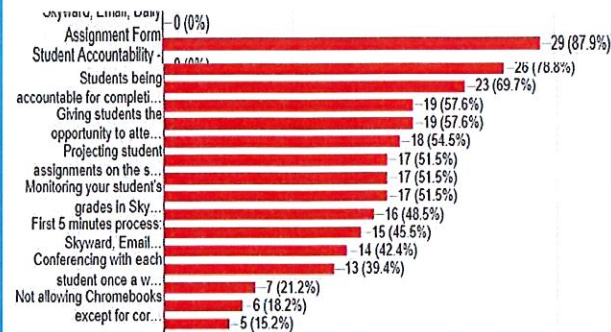
1. Quiet work-like Environment (56%)
2. Monitoring Grades in Skyward (41%)
3. Opportunity to make up tests (38%)
4. Opportunity to attend labs (32%)
5. First 5 minute process (21%)

*Highlighted = not on Staff Top 5

Staff: Top 5 Most Effective Aspects of AA

What aspects of Academic Advisory do you feel are MOST effective for students? You can check all answers that apply and leave others blank.

33 responses



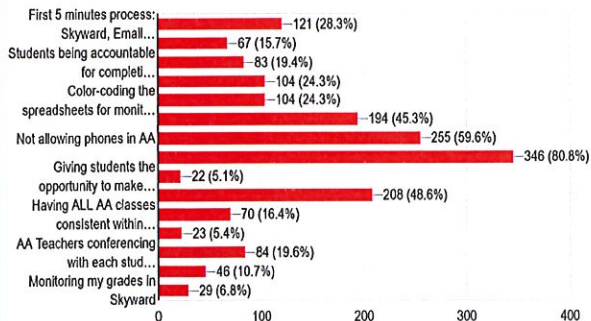
1. Quiet work-like Environment (88%)
2. Opportunity to make up tests (79%)
3. **Student Accountability** (70%)
4. **Student Pass Policy** (58%)
5. Opportunity to attend labs (58%)

*Highlighted = not on Student Top 5

Students: Top 5 LEAST Effective Aspects of AA

What aspects of Academic Advisory do you feel are LEAST effective for YOU? You can check all answers that apply and leave others blank.

428 responses



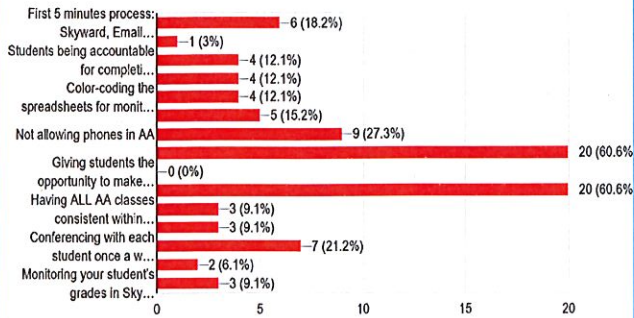
1. No music / earbuds allowed (81%)
2. No phones allowed (60%)
3. Read-write-draw option (49%)
4. **Student pass policy** (45%)
5. First 5 minute process (28%)

*Highlighted = not on Staff Top 5

Staff: Top 5 LEAST Effective Aspects of AA

What aspects of Academic Advisory do you feel are LEAST effective for students? You can check all answers that apply and leave others blank.

33 responses

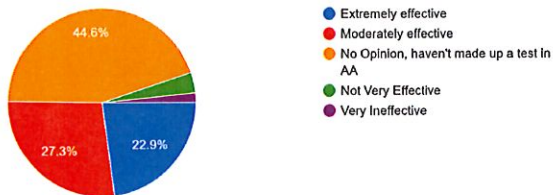


1. **No music / earbuds allowed** (60%)
2. **Read-write-draw option** (61%)
3. **No phones allowed** (27%)
4. **Student conferences** (21%)
5. **First 5 minute process** (18%)

*Highlighted = not on Staff Top 5

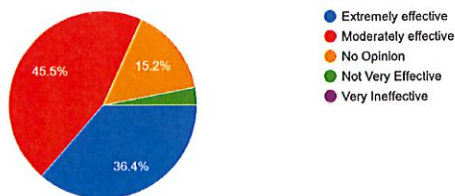
How would you rate the "Make-up Test" portion of Academic Advisory?

428 responses



How would you rate the "Make-up Test" portion of Academic Advisory?

33 responses



TEST Make-ups:

Students:

Extremely / Moderately Effective

48%

No Opinion

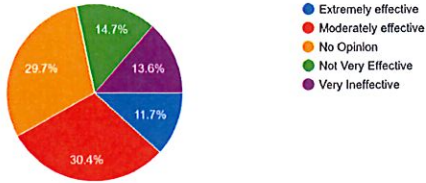
44%

Staff:

Extremely / Moderately Effective

82%

How effective is the student google form / projecting assignments / color-coding? EXAMPLE: Does it help ... held accountable for your work? Etc.
428 responses



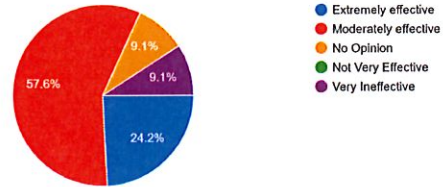
GOOGLE FORM & PROJECTING ASSIGNMENTS

Extremely / Moderately Effective:

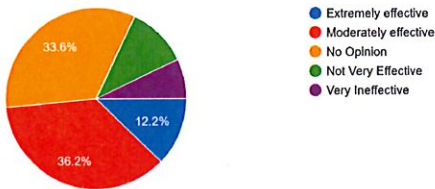
STUDENTS: 42% (30% no opinion)

STAFF: 82% (9% no opinion)

How effective is the student google form / projecting assignments / color-coding aspect of AA?
33 responses



How effective do you feel your one on one conferences with your AA Teacher have been?
425 responses



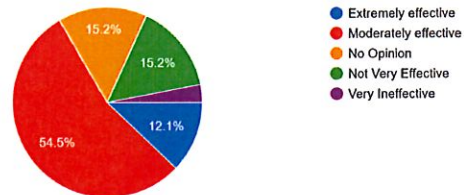
Effectiveness of one-on-one conferences

Extremely / Moderately Effective:

STUDENTS: 48%

STAFF: 69%

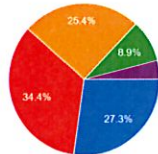
How effective do you feel your one on one conferences have been?
33 responses



Staff - Student Connection:

Do you feel you have a good connection with your Academic Advisory Teacher?

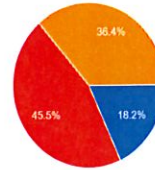
425 responses



- Yes, totally!
- Yes for the most part
- Kind of, I guess
- Not really
- No, not at all!

Do you feel you have been able to build connections with your students?

33 responses

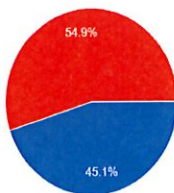


- Yes, totally!
- Yes for the most part
- Kind of, I guess
- Not really
- No, not at all!

	<u>Students:</u>	<u>Staff:</u>
Yes, Totally! (and) Yes, for the most part	61%	63%
Kind of, I guess	25%	36%

Have you asked your AA Teacher for help with academics or other assistance or advice?

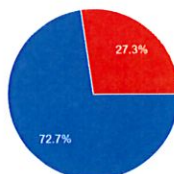
428 responses



- YES
- NO

Have you contacted other teachers and/or Student Services for information or assistance regarding one of your students?

33 responses



- YES
- NO

RtI Referrals & Interventions through Academic Advisory

STUDENTS: 45%
(not including labs)

STAFF: 73%



- **Quiet work-like environment**
 - Top effectiveness choice for students and staff
- **Google Form and Student Accountability**
 - Student **42%**, but Staff **82%**
- **Rtl Communication, Interventions and Referrals**
 - **73%** of staff have utilized the Rtl process through AA
- **Overall structure and most rules of AA**
 - Effectiveness of AA = Students **70%**, Staff **75%**
- **Offering Test Make-ups and Intervention Labs**
 - Top 5 effectiveness choice for students and staff

Action Plan:

What is working?



1. Student Conference Effectiveness

Students **48%**, Staff **69%** effective. Work on ideas to close discrepancy gap.

2. Student-Staff Connection

Student **61%**, Staff **63%**. Work on ideas to further enhance relationships.

3. Incentive Ideas

Majority of improvement comments involved phone / music incentives, etc.

4. Testing Procedures

Staff input regarding test administration, security, procedure and fidelity.

Action Plan:

Items for AA Committee Agenda...



QUESTIONS?

Illinois School Report Card Student Achievement Data

December 3, 2018

Dr. Esther Mongan, Assistant Superintendent

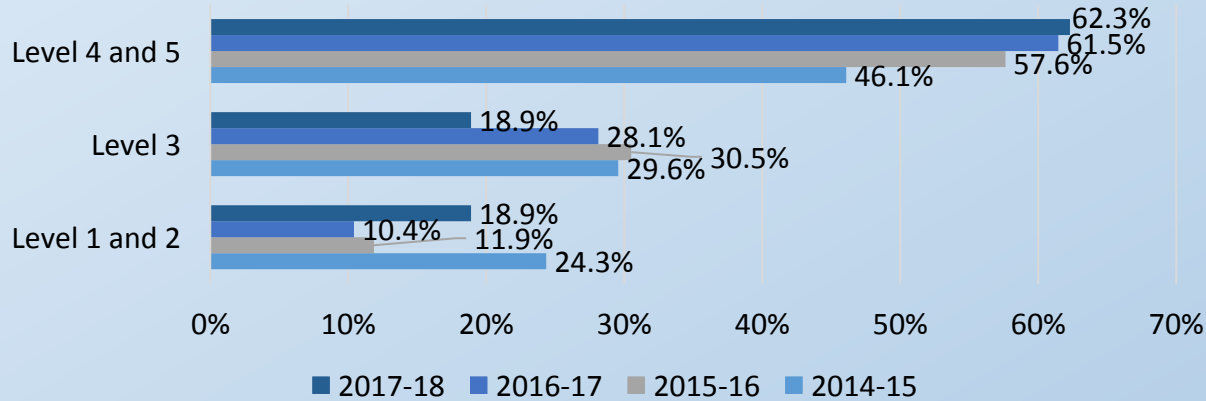


Where We Have Been

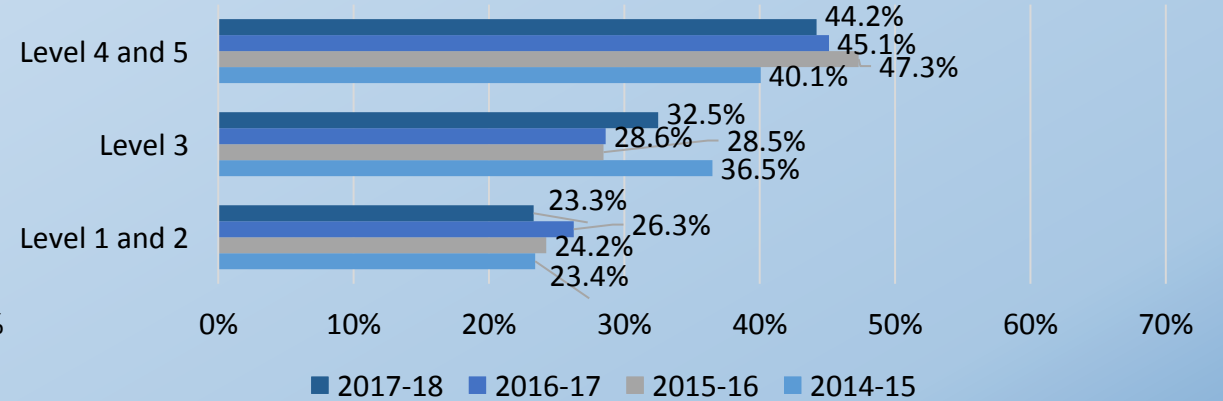


Overall Trend – Mathematics

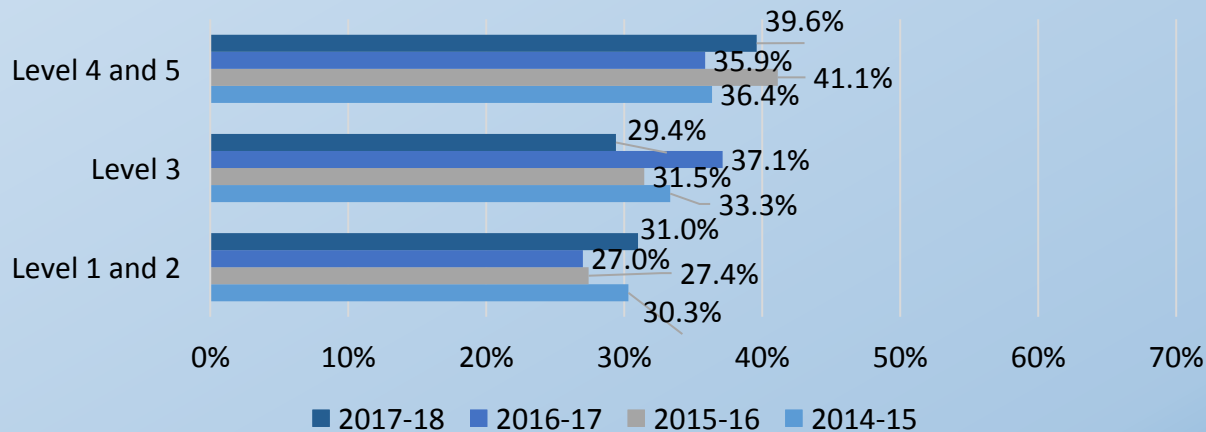
Lily Lake



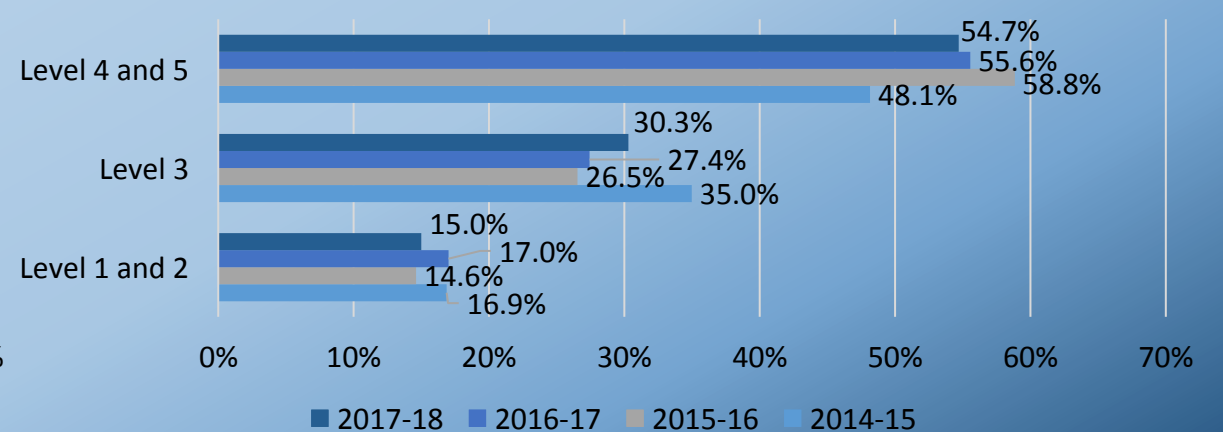
Country Trails



Howard B. Thomas



Prairie View



Math Cohort – Lily Lake

Level 1	3 rd Grade	4 th Grade	5 th Grade	6 th Grade
2014-15	3%	2%	0%	
2015-16	6%	3%	2%	4%
2016-17	3%	3%	3%	3%
2017-18	0%	3%	3%	4%

Level 2	3 rd Grade	4 th Grade	5 th Grade	6 th Grade
2014-15	28%	13%	30%	
2015-16	9%	6%	9%	13%
2016-17	9%	3%	10%	9%
2017-18	21%	17%	12%	13%

Level 3	3 rd Grade	4 th Grade	5 th Grade	6 th Grade
2014-15	31%	33%	33%	
2015-16	26%	38%	28%	28%
2016-17	26%	33%	24%	27%
2017-18	18%	17%	21%	29%

Level 4	3 rd Grade	4 th Grade	5 th Grade	6 th Grade
2014-15	28%	52%	38%	
2015-16	38%	50%	53%	48%
2016-17	41%	58%	55%	50%
2017-18	42%	63%	42%	42%

Level 5	3 rd Grade	4 th Grade	5 th Grade	6 th Grade
2014-15	10%	0%	8%	
2015-16	18%	3%	8%	7%
2016-17	21%	3%	7%	11%
2017-18	18%	0%	21%	13%

Math Cohort – Country Trails

Level 1	3 rd Grade	4 th Grade	5 th Grade	6 th Grade
2014-15	5%	8%	2%	
2015-16	7%	7%	2%	4%
2016-17	4%	4%	6%	3%
2017-18	5%	10%	4%	4%

Level 2	3 rd Grade	4 th Grade	5 th Grade	6 th Grade
2014-15	13%	16%	26%	
2015-16	19%	23%	14%	13%
2016-17	20%	29%	16%	9%
2017-18	16%	20%	14%	13%

Level 3	3 rd Grade	4 th Grade	5 th Grade	6 th Grade
2014-15	45%	33%	33%	
2015-16	27%	40%	18%	28%
2016-17	21%	36%	30%	27%
2017-18	28%	35%	34%	29%

Level 4	3 rd Grade	4 th Grade	5 th Grade	6 th Grade
2014-15	35%	43%	37%	
2015-16	42%	28%	59%	48%
2016-17	48%	29%	48%	50%
2017-18	42%	31%	45%	42%

Level 5	3 rd Grade	4 th Grade	5 th Grade	6 th Grade
2014-15	2%	1%	2%	
2015-16	6%	2%	6%	7%
2016-17	7%	2%	0%	11%
2017-18	9%	5%	2%	13%

Math Cohort – Howard B. Thomas

Level 1	3 rd Grade	4 th Grade	5 th Grade	6 th Grade
2014-15	13%	4%	9%	
2015-16	9%	8%	10%	4%
2016-17	4%	8%	2%	3%
2017-18	6%	5%	14%	4%

Level 2	3 rd Grade	4 th Grade	5 th Grade	6 th Grade
2014-15	20%	25%	21%	
2015-16	31%	20%	13%	13%
2016-17	26%	22%	18%	9%
2017-18	14%	24%	30%	13%

Level 3	3 rd Grade	4 th Grade	5 th Grade	6 th Grade
2014-15	30%	38%	31%	
2015-16	26%	30%	38%	28%
2016-17	29%	37%	44%	27%
2017-18	27%	31%	31%	29%

Level 4	3 rd Grade	4 th Grade	5 th Grade	6 th Grade
2014-15	39%	33%	35%	
2015-16	41%	39%	34%	48%
2016-17	31%	33%	29%	50%
2017-18	43%	35%	22%	42%

Level 5	3 rd Grade	4 th Grade	5 th Grade	6 th Grade
2014-15	3%	0%	4%	
2015-16	2%	3%	4%	7%
2016-17	10%	4%	6%	11%
2017-18	11%	4%	3%	13%

Math Cohort – Prairie View

Level 1	3 rd Grade	4 th Grade	5 th Grade	6 th Grade
2014-15	7%	4%	5%	
2015-16	4%	8%	1%	4%
2016-17	5%	2%	6%	3%
2017-18	1%	5%	4%	4%

Level 2	3 rd Grade	4 th Grade	5 th Grade	6 th Grade
2014-15	14%	5%	15%	
2015-16	13%	11%	7%	13%
2016-17	7%	16%	16%	9%
2017-18	7%	13%	15%	13%

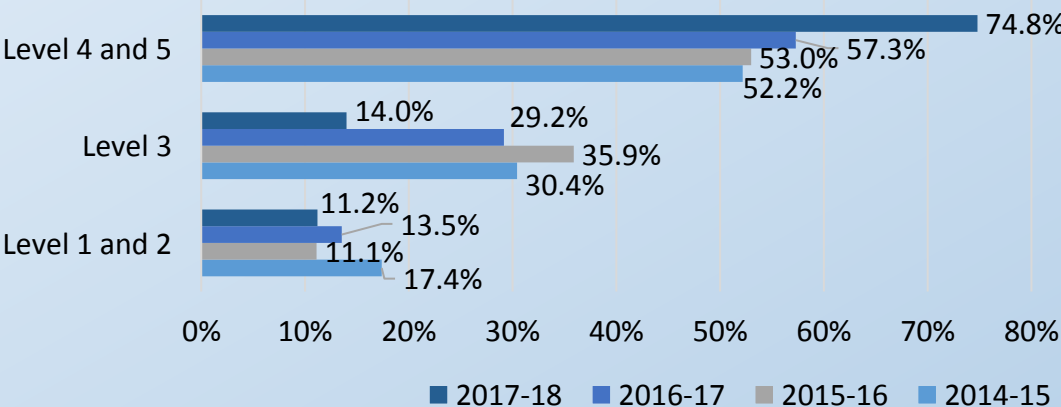
Level 3	3 rd Grade	4 th Grade	5 th Grade	6 th Grade
2014-15	29%	31%	43%	
2015-16	21%	32%	29%	28%
2016-17	22%	31%	30%	27%
2017-18	25%	34%	32%	29%

Level 4	3 rd Grade	4 th Grade	5 th Grade	6 th Grade
2014-15	40%	54%	30%	
2015-16	39%	46%	57%	48%
2016-17	50%	46%	48%	50%
2017-18	46%	46%	43%	42%

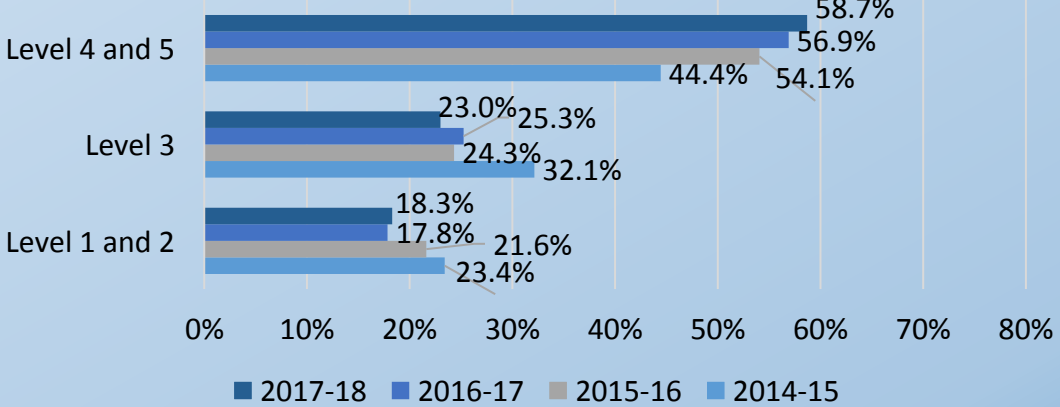
Level 5	3 rd Grade	4 th Grade	5 th Grade	6 th Grade
2014-15	11%	5%	7%	
2015-16	23%	4%	5%	7%
2016-17	16%	5%	2%	11%
2017-18	21%	3%	5%	13%

Overall Trends – Language Arts

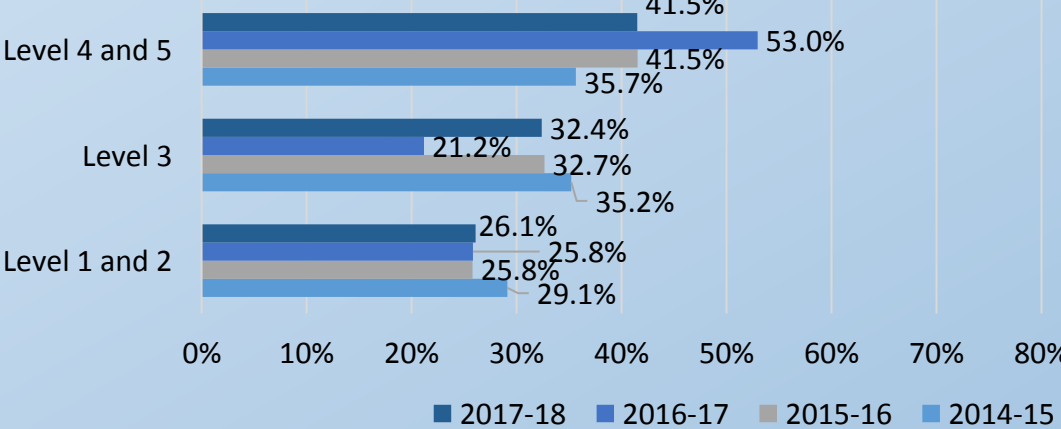
Lily Lake



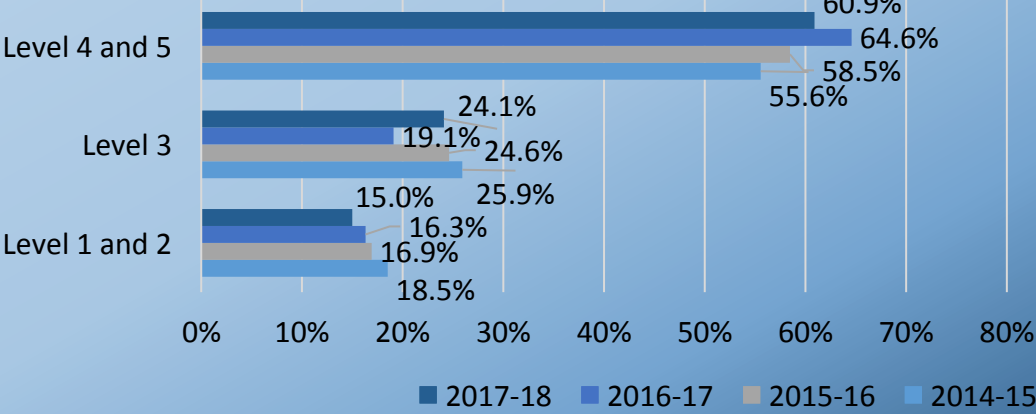
Country Trails



Howard B. Thomas



Prairie View



ELA Cohort – Lily Lake

Level 1	3 rd Grade	4 th Grade	5 th Grade	6 th Grade
2014-15	0%	0%	10%	
2015-16	12%	0%	0%	6%
2016-17	9%	3%	0%	3%
2017-18	10%	3%	3%	3%

Level 4	3 rd Grade	4 th Grade	5 th Grade	6 th Grade
2014-15	38%	46%	60%	
2015-16	52%	45%	43%	50%
2016-17	53%	55%	38%	57%
2017-18	56%	60%	61%	61%

Level 2	3 rd Grade	4 th Grade	5 th Grade	6 th Grade
2014-15	28%	13%	5%	
2015-16	6%	10%	8%	10%
2016-17	12%	6%	10%	6%
2017-18	5%	6%	6%	7%

Level 5	3 rd Grade	4 th Grade	5 th Grade	6 th Grade
2014-15	3%	7%	0%	
2015-16	9%	6%	6%	6%
2016-17	9%	12%	3%	12%
2017-18	18%	17%	12%	11%

Level 3	3 rd Grade	4 th Grade	5 th Grade	6 th Grade
2014-15	31%	35%	25%	
2015-16	21%	39%	43%	28%
2016-17	18%	24%	48%	22%
2017-18	10%	14%	18%	18%

ELA Cohort – Country Trails

Level 1	3 rd Grade	4 th Grade	5 th Grade	6 th Grade
2014-15	11%	8%	9%	
2015-16	13%	8%	4%	6%
2016-17	13%	1%	6%	3%
2017-18	4%	8%	5%	3%

Level 2	3 rd Grade	4 th Grade	5 th Grade	6 th Grade
2014-15	13%	14%	16%	
2015-16	17%	9%	13%	10%
2016-17	12%	12%	9%	6%
2017-18	12%	15%	10%	7%

Level 3	3 rd Grade	4 th Grade	5 th Grade	6 th Grade
2014-15	34%	28%	35%	
2015-16	20%	32%	20%	28%
2016-17	19%	27%	31%	22%
2017-18	26%	23%	19%	18%

Level 4	3 rd Grade	4 th Grade	5 th Grade	6 th Grade
2014-15	42%	43%	37%	
2015-16	44%	43%	63%	50%
2016-17	50%	47%	54%	57%
2017-18	53%	45%	58%	61%

Level 5	3 rd Grade	4 th Grade	5 th Grade	6 th Grade
2014-15	0%	9%	3%	
2015-16	6%	8%	0%	6%
2016-17	6%	14%	0%	12%
2017-18	5%	8%	8%	11%

ELA Cohort – Howard B. Thomas

Level 1	3 rd Grade	4 th Grade	5 th Grade	6 th Grade
2014-15	24%	5%	6%	
2015-16	18%	3%	7%	6%
2016-17	14%	7%	5%	3%
2017-18	11%	12%	5%	3%

Level 4	3 rd Grade	4 th Grade	5 th Grade	6 th Grade
2014-15	29%	35%	40%	
2015-16	35%	49%	37%	50%
2016-17	40%	52%	59%	57%
2017-18	34%	34%	38%	61%

Level 2	3 rd Grade	4 th Grade	5 th Grade	6 th Grade
2014-15	19%	19%	16%	
2015-16	12%	19%	19%	10%
2016-17	24%	15%	15%	6%
2017-18	18%	11%	21%	7%

Level 5	3 rd Grade	4 th Grade	5 th Grade	6 th Grade
2014-15	0%	1%	1%	
2015-16	0%	5%	0%	6%
2016-17	7%	5%	1%	12%
2017-18	0%	19%	2%	11%

Level 3	3 rd Grade	4 th Grade	5 th Grade	6 th Grade
2014-15	29%	40%	36%	
2015-16	35%	24%	37%	28%
2016-17	22%	21%	21%	22%
2017-18	37%	24%	34%	18%

ELA Cohort – Prairie View

Level 1	3 rd Grade	4 th Grade	5 th Grade	6 th Grade
2014-15	10%	0%	3%	
2015-16	8%	7%	1%	6%
2016-17	9%	2%	7%	3%
2017-18	6%	4%	3%	3%

Level 4	3 rd Grade	4 th Grade	5 th Grade	6 th Grade
2014-15	42%	57%	54%	
2015-16	48%	53%	60%	50%
2016-17	59%	50%	64%	57%
2017-18	52%	49%	47%	61%

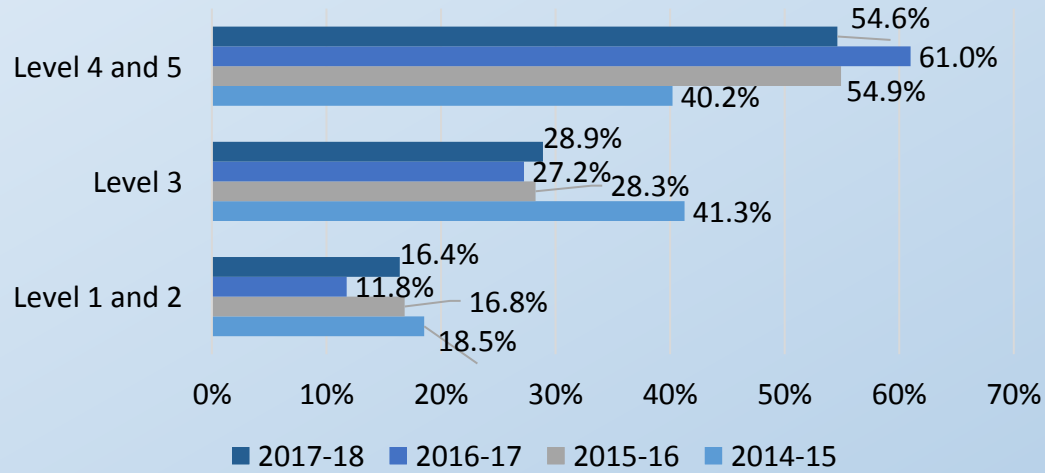
Level 2	3 rd Grade	4 th Grade	5 th Grade	6 th Grade
2014-15	23%	14%	8%	
2015-16	17%	11%	3%	10%
2016-17	9%	12%	10%	6%
2017-18	5%	15%	13%	7%

Level 5	3 rd Grade	4 th Grade	5 th Grade	6 th Grade
2014-15	0%	11%	2%	
2015-16	7%	9%	0%	6%
2016-17	7%	13%	0%	12%
2017-18	12%	18%	4%	11%

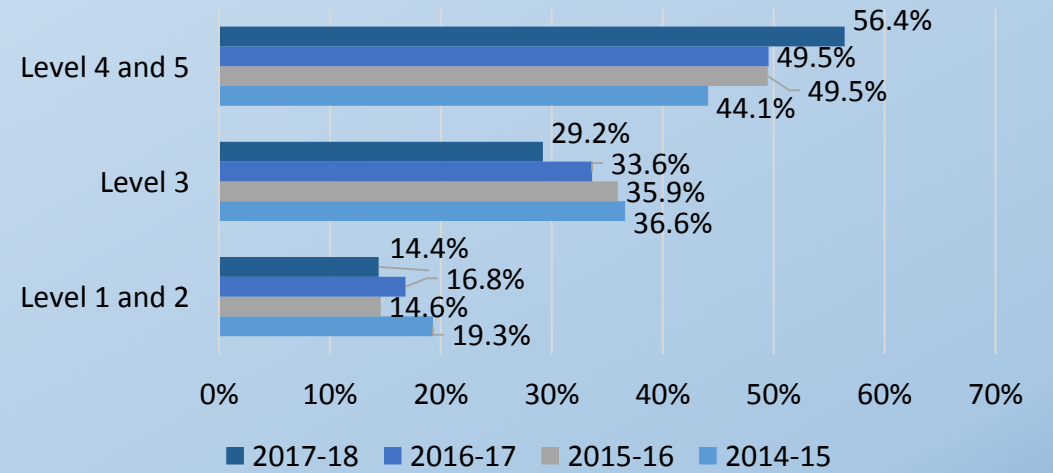
Level 3	3 rd Grade	4 th Grade	5 th Grade	6 th Grade
2014-15	25%	19%	33%	
2015-16	19%	21%	36%	28%
2016-17	16%	23%	19%	22%
2017-18	25%	15%	32%	18%

Overall Trends – Mathematics

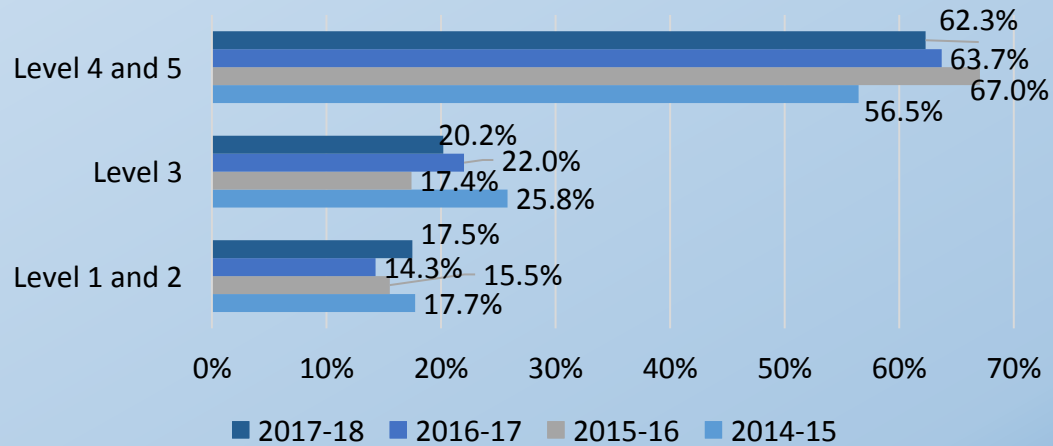
Prairie Knolls – 6th Grade



Prairie Knolls – 7th Grade



Central Middle – 8th Grade



Math Cohort – Middle School

Level 1	5 th Grade	6 th Grade	7 th Grade	8 th Grade
2014-15	5%	2%	5%	3%
2015-16	4%	4%	2%	6%
2016-17	6%	3%	6%	5%
2017-18	7%	4%	3%	9%

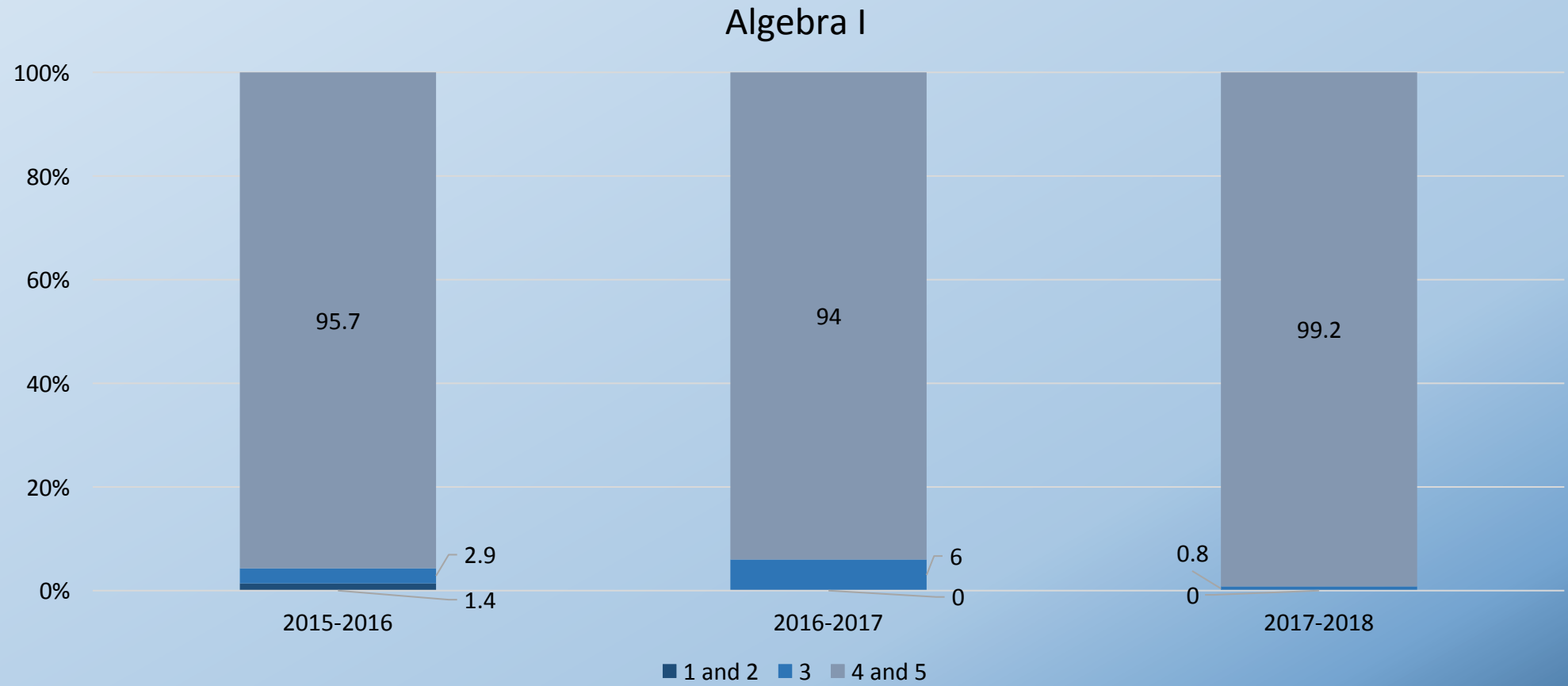
Level 4	5 th Grade	6 th Grade	7 th Grade	8 th Grade
2014-15	34%	38%	40%	52%
2015-16	50%	48%	45%	64%
2016-17	43%	50%	43%	61%
2017-18	38%	42%	49%	56%

Level 2	5 th Grade	6 th Grade	7 th Grade	8 th Grade
2014-15	22%	16%	15%	15%
2015-16	11%	13%	12%	9%
2016-17	15%	9%	11%	9%
2017-18	19%	13%	12%	9%

Level 5	5 th Grade	6 th Grade	7 th Grade	8 th Grade
2014-15	5%	2%	4%	4%
2015-16	6%	7%	5%	3%
2016-17	3%	11%	6%	2%
2017-18	5%	13%	8%	6%

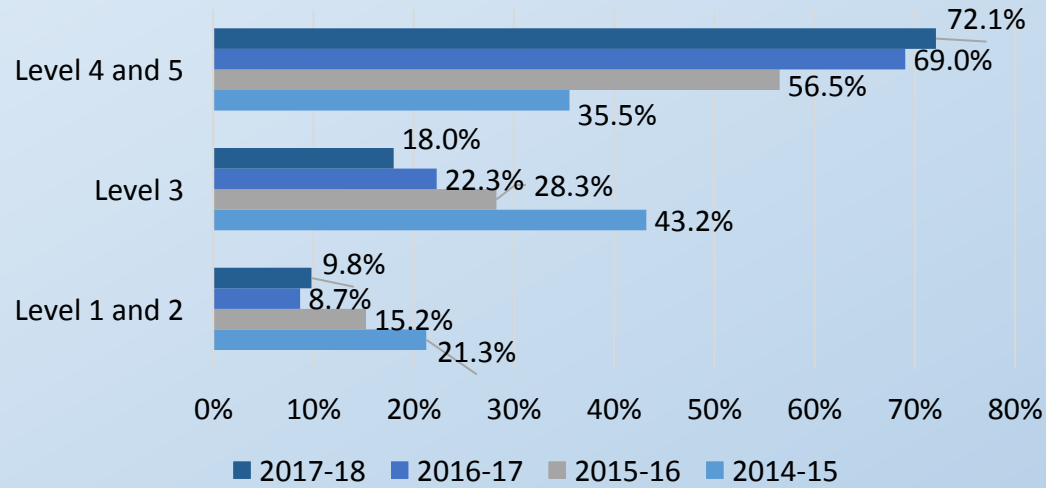
Level 3	5 th Grade	6 th Grade	7 th Grade	8 th Grade
2014-15	34%	41%	37%	26%
2015-16	29%	28%	36%	17%
2016-17	33%	27%	34%	22%
2017-18	31%	29%	29%	20%

Central Middle School – Algebra I

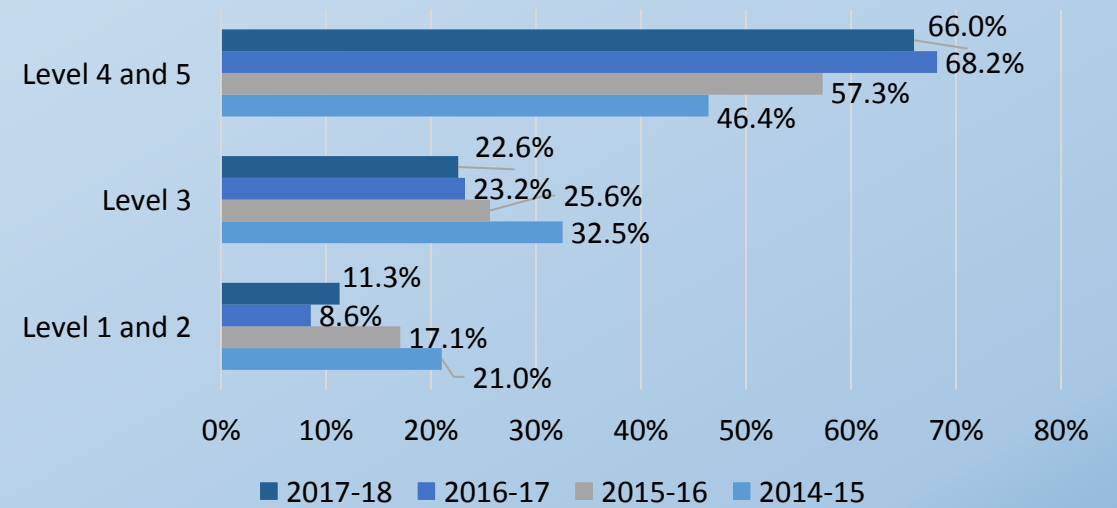


Overall Trends – Language Arts

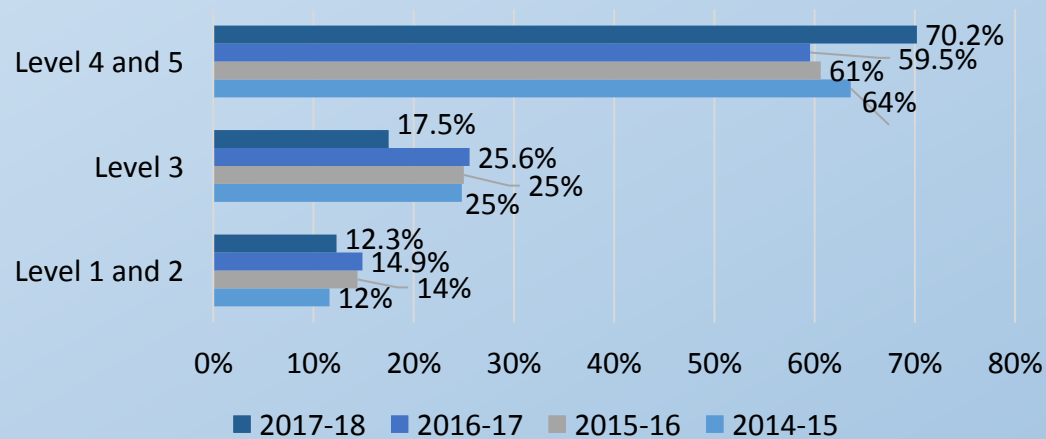
Prairie Knolls – 6th Grade



Prairie Knolls – 7th Grade



Central Middle – 8th Grade



ELA Cohort – Middle School

Level 1	5 th Grade	6 th Grade	7 th Grade	8 th Grade
2014-15	7%	3%	8%	4%
2015-16	3%	6%	4%	5%
2016-17	6%	3%	4%	5%
2017-18	4%	3%	4%	6%

Level 4	5 th Grade	6 th Grade	7 th Grade	8 th Grade
2014-15	46%	33%	38%	52%
2015-16	51%	50%	47%	51%
2016-17	57%	57%	52%	52%
2017-18	49%	61%	43%	56%

Level 2	5 th Grade	6 th Grade	7 th Grade	8 th Grade
2014-15	12%	18%	13%	8%
2015-16	11%	10%	13%	10%
2016-17	11%	6%	5%	10%
2017-18	14%	7%	7%	6%

Level 5	5 th Grade	6 th Grade	7 th Grade	8 th Grade
2014-15	2%	2%	9%	11%
2015-16	1%	6%	10%	9%
2016-17	.5%	12%	16%	7%
2017-18	5%	11%	23%	14%

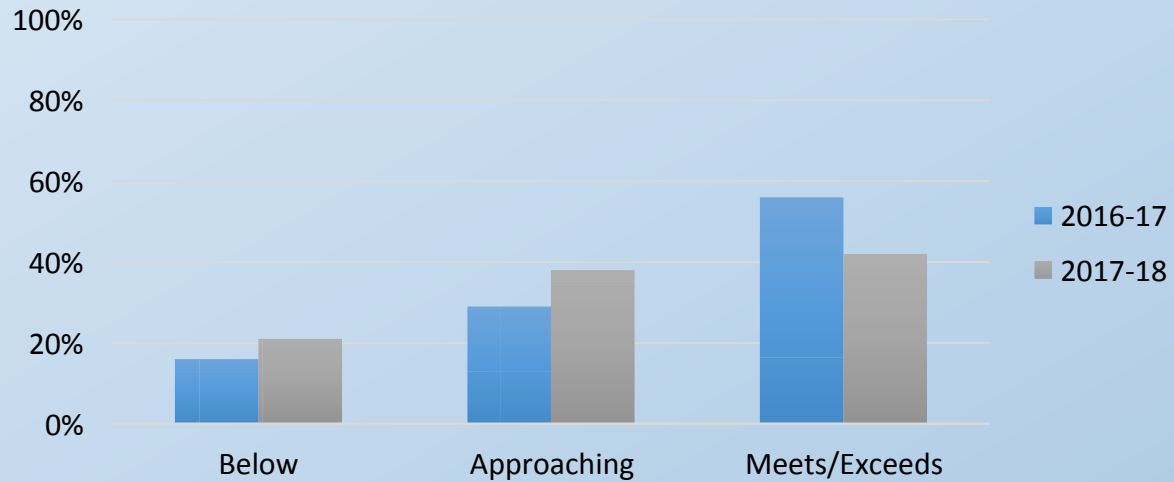
Level 3	5 th Grade	6 th Grade	7 th Grade	8 th Grade
2014-15	33%	43%	33%	25%
2015-16	33%	28%	26%	25%
2016-17	26%	22%	23%	26%
2017-18	27%	18%	23%	17%

High School – SAT Score Trend Comparative

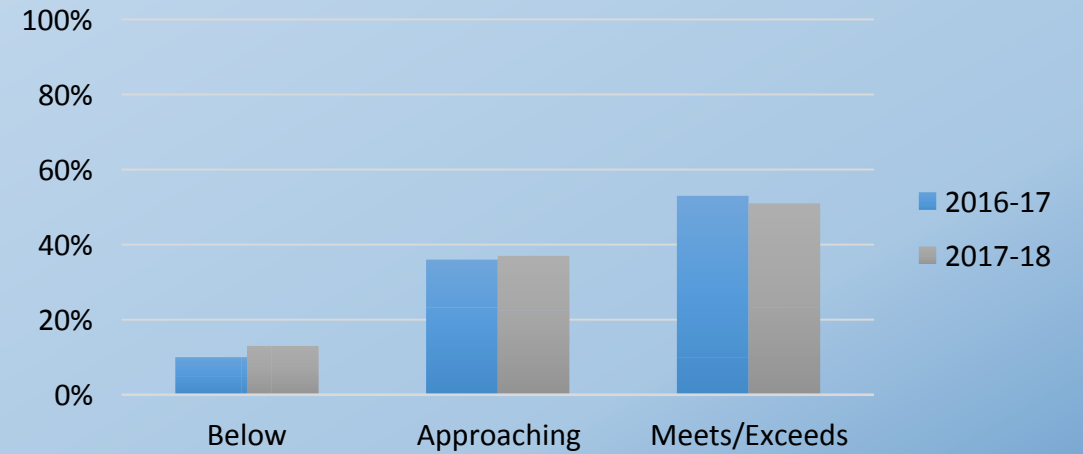
College Readiness Benchmark Cut Score Information		
	Math	Evidence-Based Reading and Writing
Illinois State Board of Education	540	540
College Board (11 th Grade)	510 (+30 pts)	460 (+80 pts)
College Board (12 th Grade)	530 (+10 pts)	480 (+60 pts)

SAT – Math & Evidence Based Reading & Writing

Mathematics

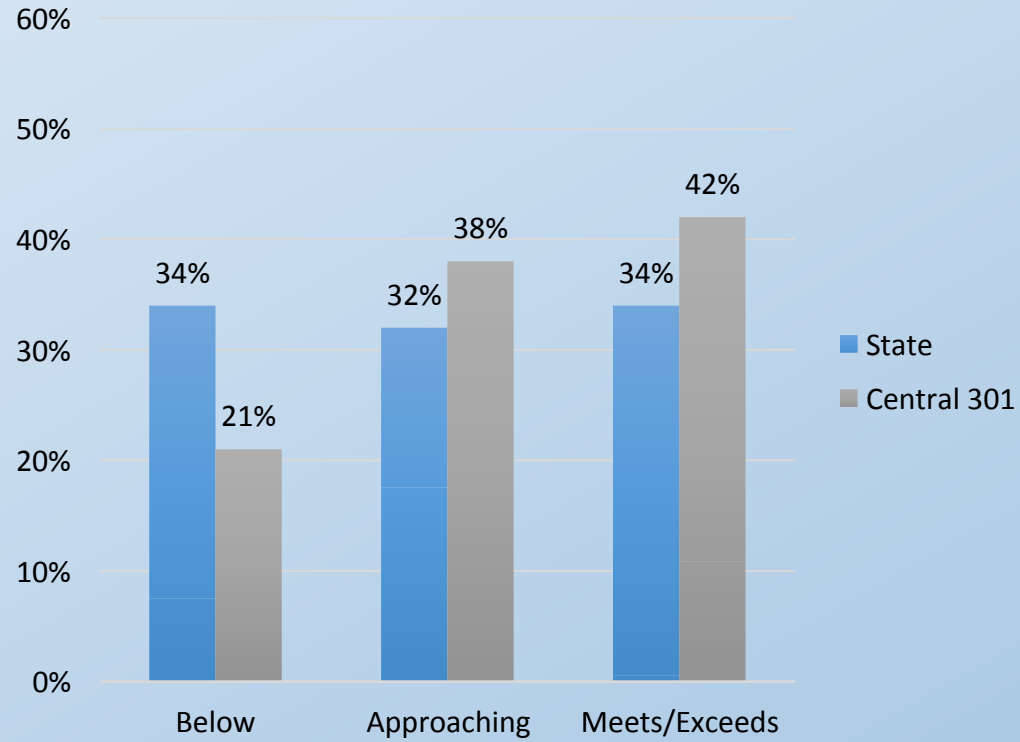


EBRW

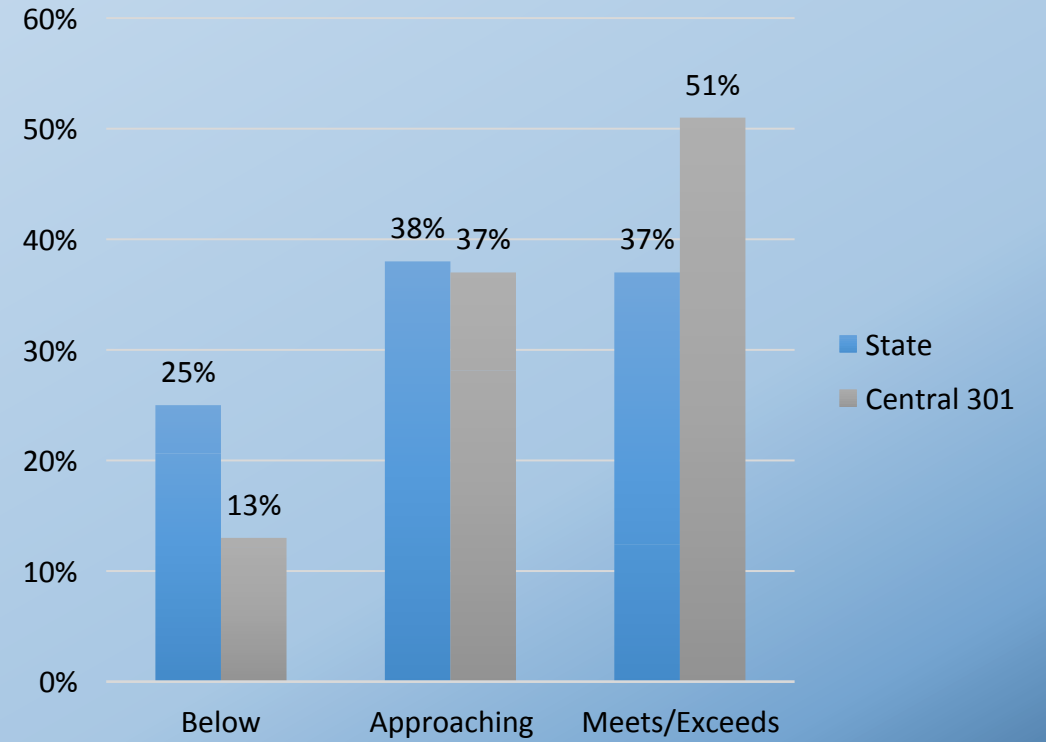


SAT – State Comparison

Math



EBRW



Where We Are Heading

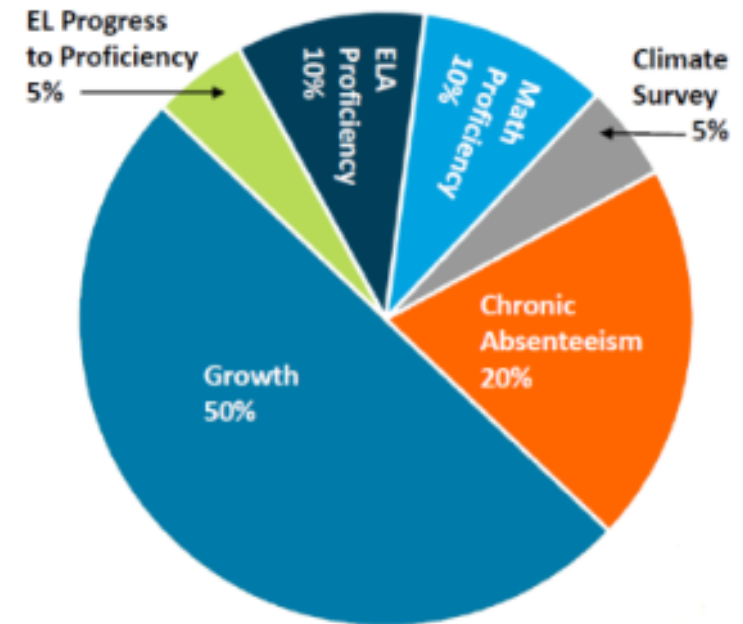


Elementary/Middle School Metrics for Designations on School Report Card

Designations are based on a school's Index Score which is calculated from multiple indicators.

Elementary/Middle School Indicators

10%	ELA Proficiency
10%	Math Proficiency
5%	EL Progress
50%	Growth
20%	Chronic Absenteeism
5%	<i>Climate Survey</i>



Each indicator is assigned a score of 0 – 100 based on rules that are specific to each measure.

Indicator Scores – Proficiency

For example:

ELA Proficiency (PARCC levels 4 and 5 – DLM levels 3 and 4)

Scoring is based on performance relative to yearly targets that increase to the state goal of 90% proficiency by 2032.

Year	2017	2018	2019	2020	...	2031	2032
Target	39.67%	43.03%	46.38%	49.74%	...	86.64%	90.00%

ELA Proficiency (SAT EBRW 3 and 4 – DLM levels 3 and 4)

Scoring is based on performance relative to yearly targets that increase to the state goal of 90% proficiency by 2032.

Year	2017	2018	2019	2020	...	2031	2032
Target	39.79%	43.14%	46.48%	49.83%	...	86.65%	90.00%

Indicator Scores – Proficiency

ELA Proficiency (PARCC levels 4 and 5 – DLM levels 3 and 4)

School A:

Students meeting proficiency = 48.21%

48.21% is above the target.

School A is given an indicator score of 100.

Year	2017	2018	2019	2020	...	2031	2032
Target	39.67%	43.03%	46.38%	49.74%	...	86.64%	90.00%

Indicator Scores – Proficiency

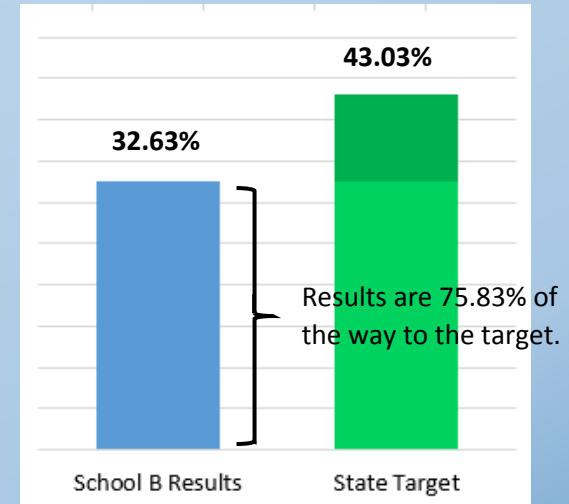
ELA Proficiency (PARCC levels 4 and 5 – DLM levels 3 and 4)

School B:

Students meeting proficiency = 32.63%

32.63% is 75.83% of the target.

School B is given an indicator score of 75.83.



Year	2017	2018	2019	2020	...	2031	2032
Target	39.67%	43.03%	46.38%	49.74%	...	86.64%	90.00%

Indicator Scores – EL Progress

The EL Progress indicator score is based on how each student is growing toward proficiency as measured by ACCESS.

Each student is assigned a score based on individual growth.

The building score is the average of all student scores.

Indicator Scores – EL Progress

Example:

4th grade student first identified in kindergarten.

Year	Grade	ACCESS
SY14	K	280
SY15	1 st	302
SY16	2 nd	316
SY17	3 rd	348
SY18	4 th	360

Kindergarten is ignored and then ISBE calculates two growth targets for each student:

Timeline Target

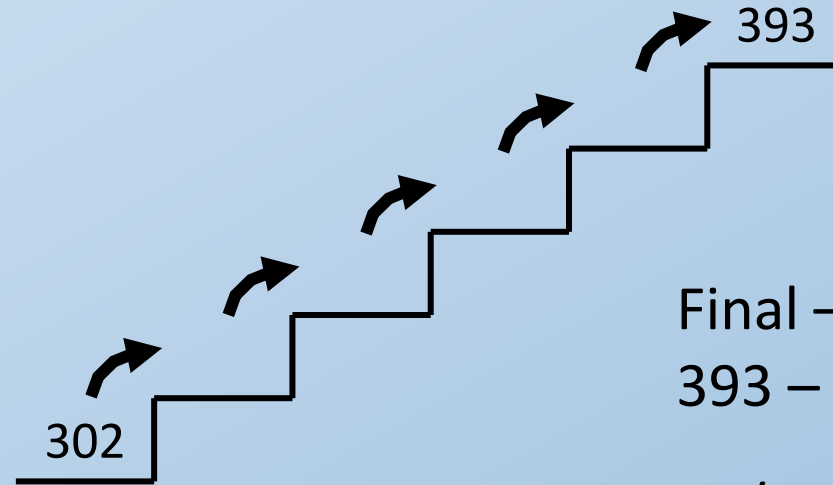
Revised Target

Indicator Scores – EL Progress

Timeline Target:

Yearly growth from the start required to reach proficiency after 5th year.

Year	Grade	ACCESS
SY14	K	280
SY15	1 st	302
SY16	2 nd	316
SY17	3 rd	348
SY18	4 th	360



Final – Initial = Required Growth

$$393 - 302 = 91$$

$$91/5 = 19$$

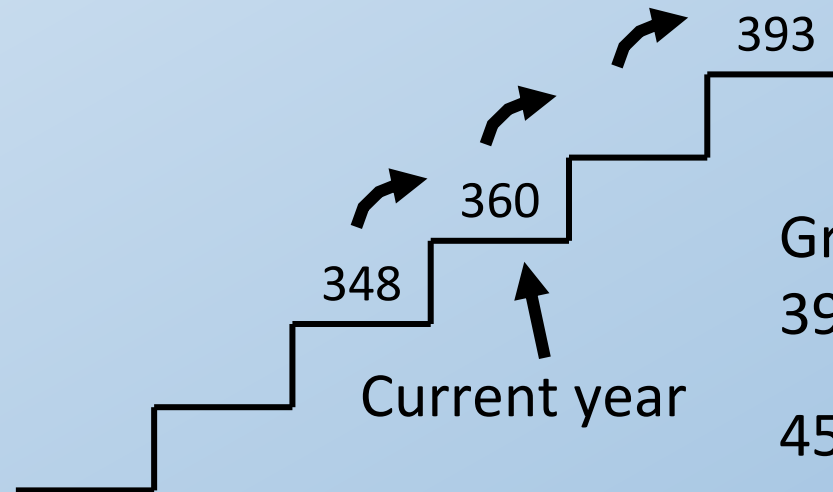
Timeline Target is 19

Indicator Scores – EL Progress

Revised Target:

Yearly growth required in the time left to reach proficiency after 5th year.

Year	Grade	ACCESS
SY14	K	280
SY15	1 st	302
SY16	2 nd	316
SY17	3 rd	348
SY18	4 th	360



Growth needed from last year

$$393 - 348 = 45$$

$$45/3 = 15$$

Revised Target is 15

Indicator Scores – EL Progress

~~Timeline target = 19~~

Revised target = 15

ISBE will use the lower target

Year	Grade	ACCESS
SY14	K	280
SY15	1 st	302
SY16	2 nd	316
SY17	3 rd	348
SY18	4 th	360

This student grew 12 points from last year

The student's target was 15

12 is 80% of 15

This student has an indicator score of 80

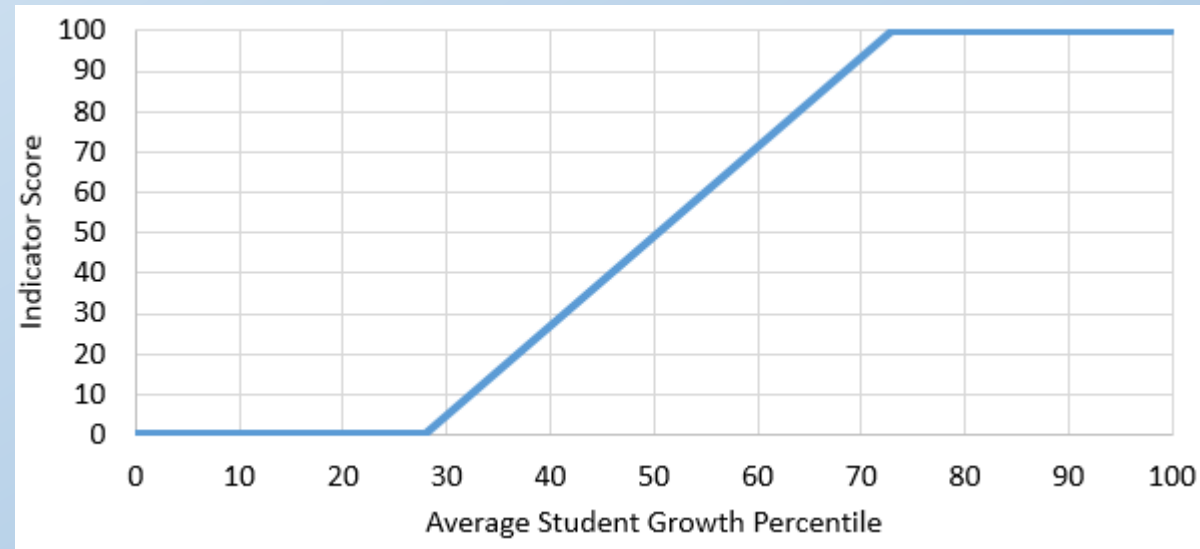
Indicator Scores – EL Progress

Student	Indicator Score
Student A	80
Student B	26
Student C	100
...	...
Student X	92
School Average	75.5

The individual student scores are averaged to find the building EL Progress Score.

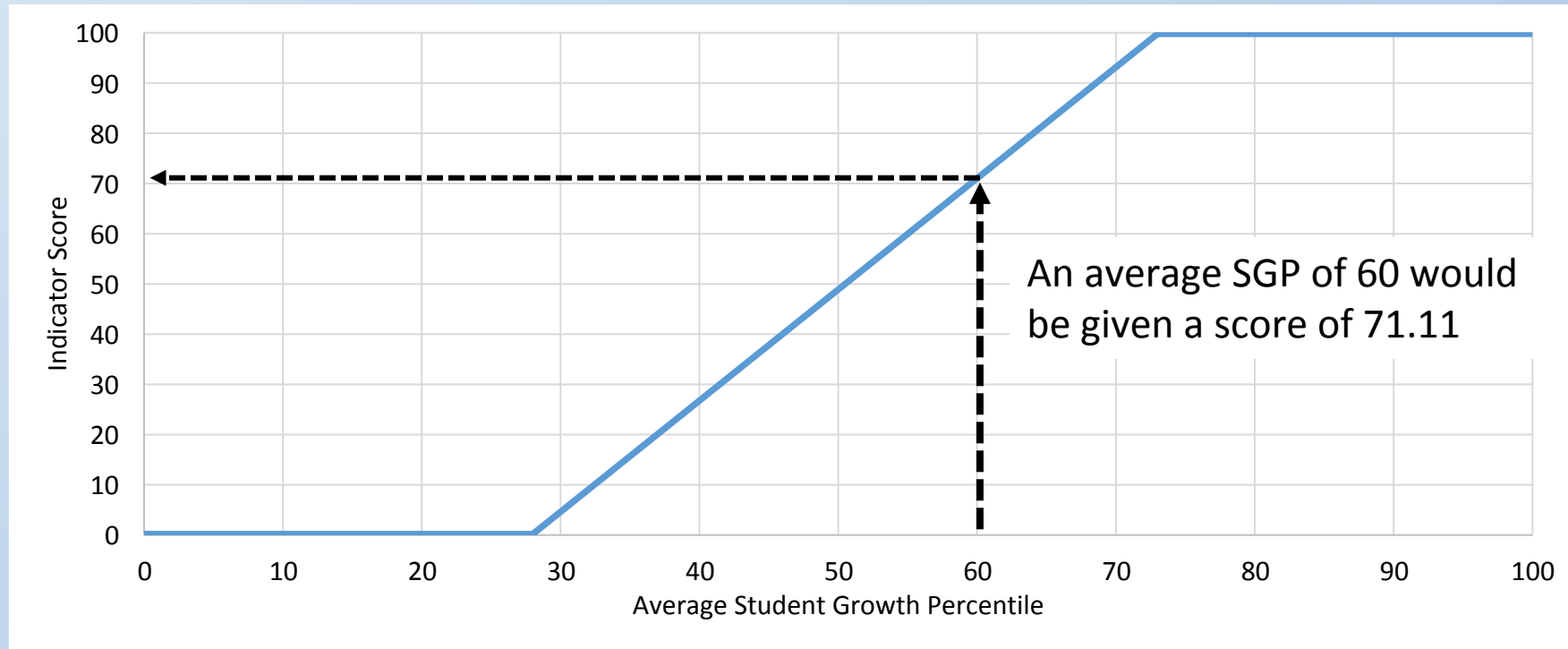
Indicator Scores – Growth

Growth is calculated using the average Student Growth Percentile on the PARCC assessment.



← Anything below 28 is scored as 0 points Between 28 and 73 scores are prorated → Anything above 73 is scored as 100 points →

Indicator Scores – Growth



Between 28 and 73 the indicator score will be prorated.

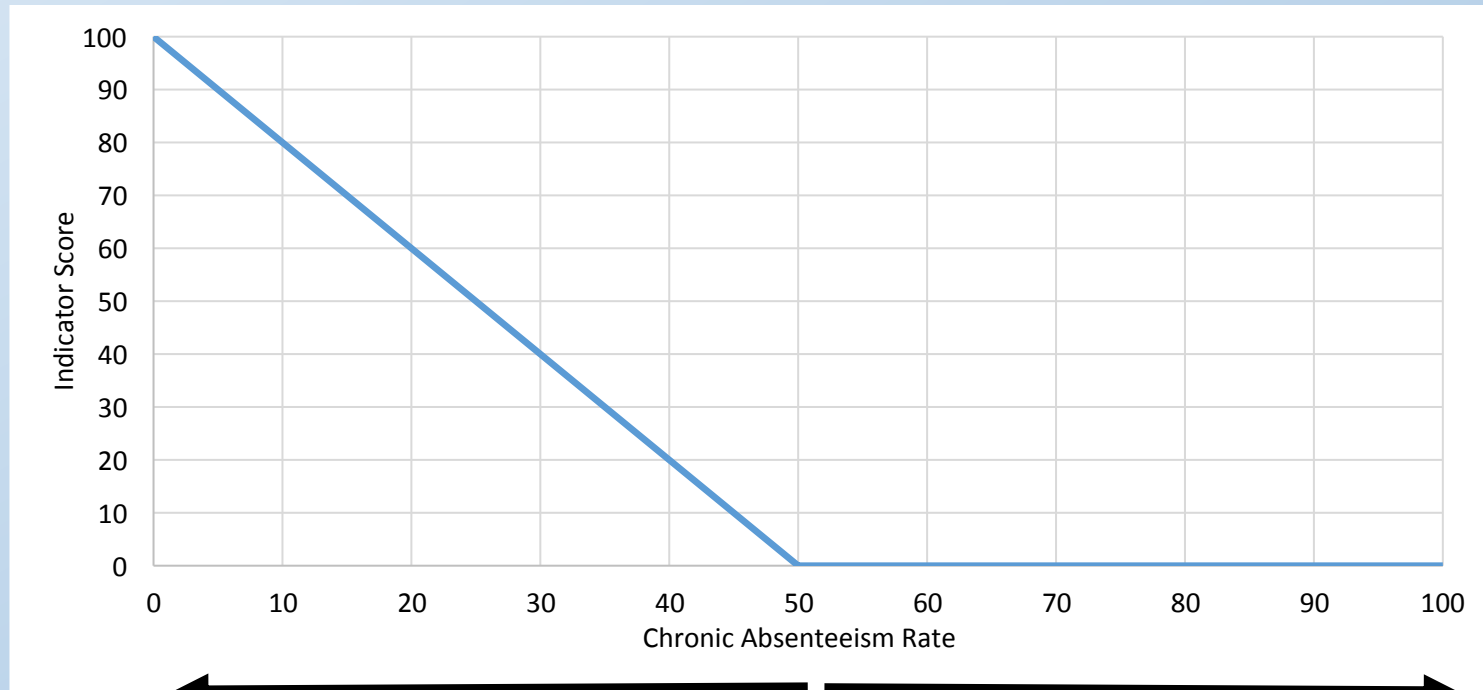
Indicator Scores – Absenteeism

Students will be considered chronically absent if they have missed more than 10% of the days that they are enrolled.

- Excludes students who are medically homebound or hospitalized. No other exceptions.
- Students are absent if they miss 50% or more of the school day.

This is scored in a similar manner as growth.

Indicator Scores – Absenteeism



Anything below
50% will be
prorated.

Anything above
50% will be scored
as 0 points.

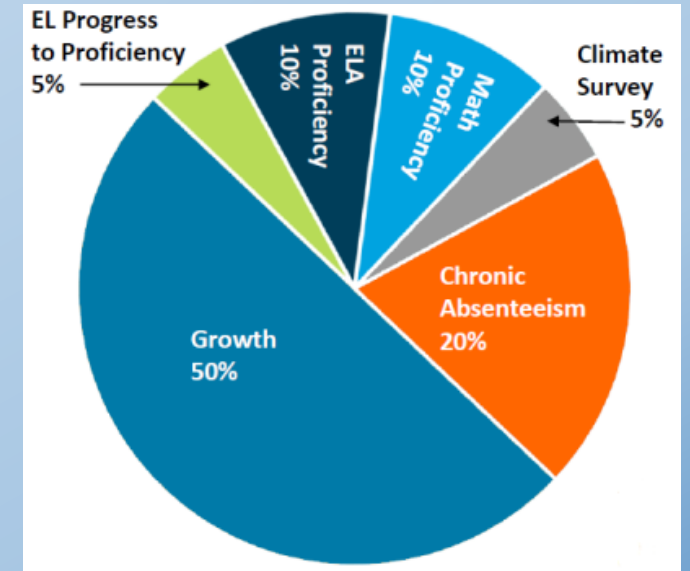
Indicator Scores – Climate Survey

ISBE is not including data for this measure on the 2018 report card.
All schools receive a score of 100 points.

Index Scores

The final Index Score is calculated using the weights for each indicator.

Indicator	Score	Weight	Earned Points
ELA Proficiency	84	10%	8.4
Math Proficiency	92	10%	9.2
EL Progress	75.5	5%	3.8
Growth	84	50%	42
Chronic Absenteeism	75	20%	15
<i>Climate Survey</i>	<i>100</i>	<i>5%</i>	<i>5</i>
School Index Score			83.4



Index Scores

This process is repeated to create an Index Score for each subgroup.

Indicator	All	Asian	Black	Hispanic	White	IEP	English Learners	Low Income
Index Score	83.4	85.7	81.2	82.4	83.1	68.4	72.8	76.4

Establishing Designations

All schools in the state are then ranked by the overall Index Score to find the top 10% and the bottom 5%.

Top 10%	School A	93.2
	School B	92.1
	School C	90.4
	School D	80.94
	School E	80.93
	School F	79.2
	School G	78.6
	School H	71.2
	School I	68.5
	School J	64.5
Bottom 5%	School K	52.1
	School L	48.3
	School M	47.8
	School N	41.5
	School O	38.7
	School P	35.6
	School Q	36.99
	School R	36.9
	School S	28.7

The lowest score for the top 10% sets the cut score for an Exemplary designation.

These cut scores will change from one year to the next. We will not know them until they are announced by ISBE.

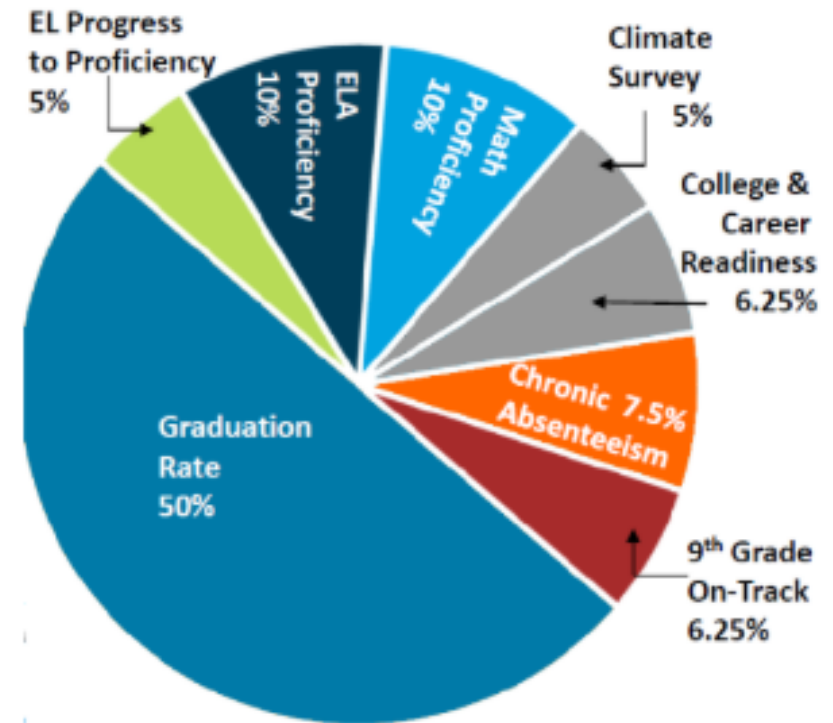
The highest score for the bottom 5% sets the cut score for a Lowest Performing designation.

High School Metrics for Designations on School Report Card

Designations are based on a school's Index Score which is calculated from multiple indicators.

High School Indicators

10%	ELA Proficiency
10%	Math Proficiency
5%	EL Progress
50%	Graduation Rate
6.25%	9 th Grade On-Track
7.5%	Chronic Absenteeism
6.25%	<i>College and Career Readiness</i>
5%	<i>Climate Survey</i>



Each indicator is assigned a score of 0 – 100 based on rules that are specific to each measure.

Indicator Scores – Graduation Rate

First a weighted graduation rate is calculated as follows:

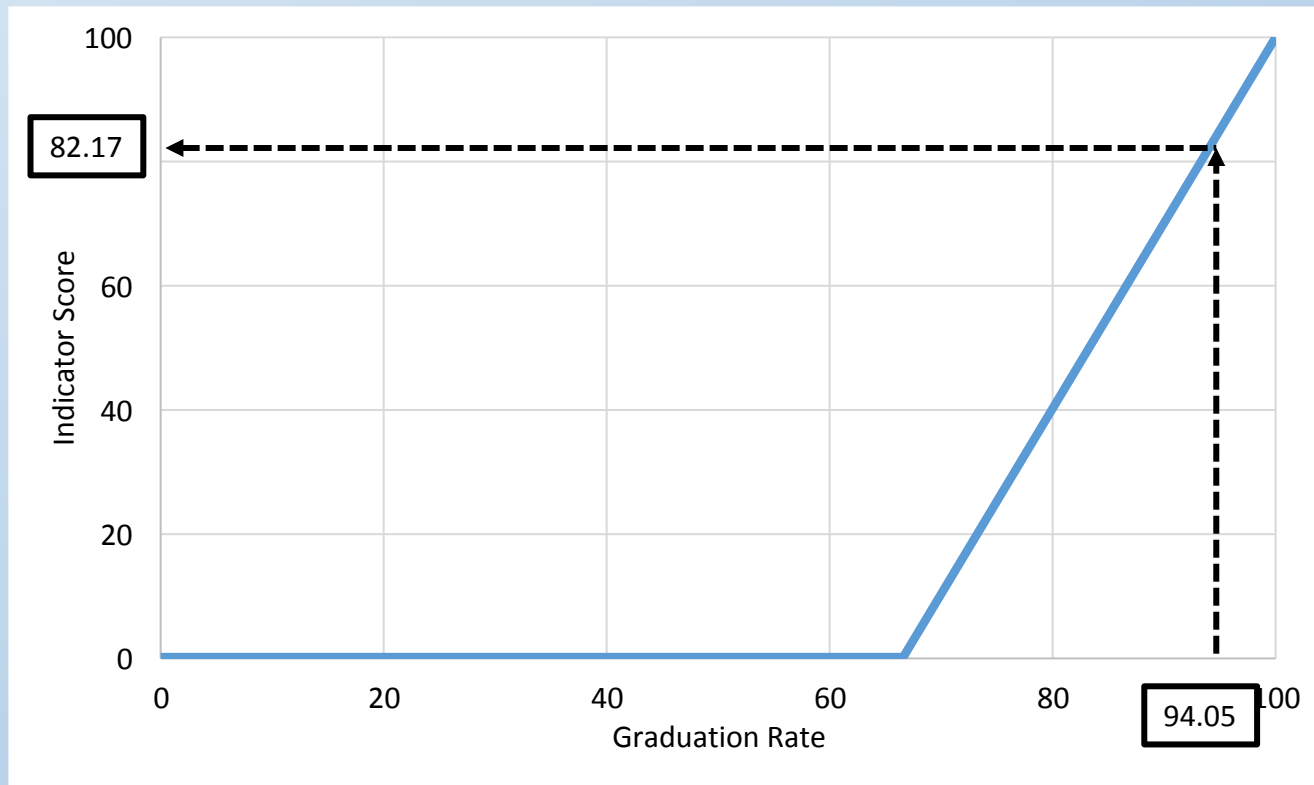
- 60% Four Year Cohort Graduation Rate
- 30% Five Year Cohort Graduation Rate
- 10% Six Year Cohort Graduation Rate

Example:

Indicator	Rate	Weight	
Four Year Graduation Rate	93.5%	60%	56.10
Five Year Graduation Rate	94.8%	30%	28.44
Six Year Graduation Rate	95.1%	10%	9.51
Weighted Graduation Rate			94.05

Indicator Scores – Graduation Rate

The Weighted Graduation Rate is scored so that anything under 66.6% receives 0 points. Higher rates are prorated.



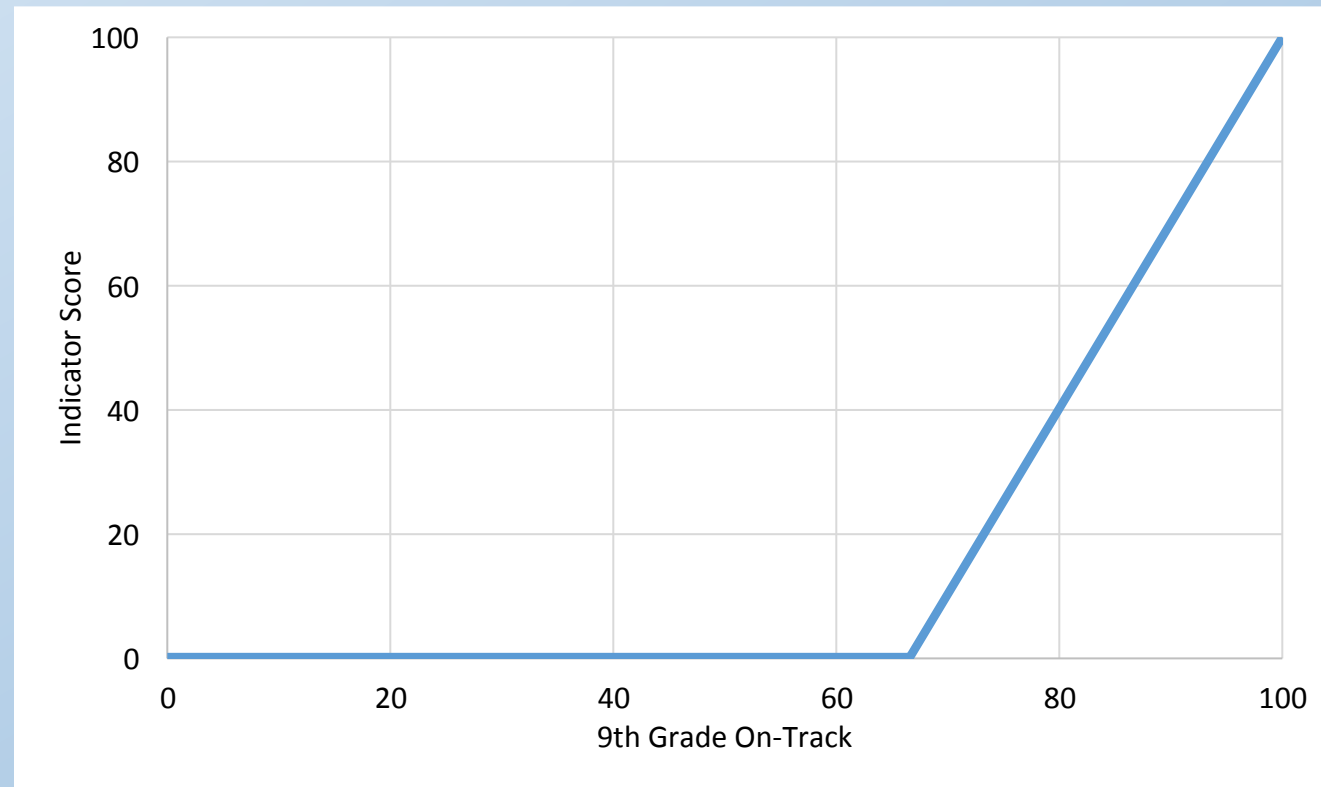
Example:
Weighted Graduation
Rate of 94.05% = 82.17

Indicator Scores – 9th Grade On-Track

9th Grade On-Track is scored using the exact same methodology as Graduation Rate. Anything under 66.6% receives 0 points. Higher rates are prorated.

Definition:

9th Grade students who have earned at least 5 course credits (any subject/class) without failing more than 0.5 course credits in core subjects (reading, math, science and social studies).



Indicator Scores – Others

Climate Survey

College and Career Readiness

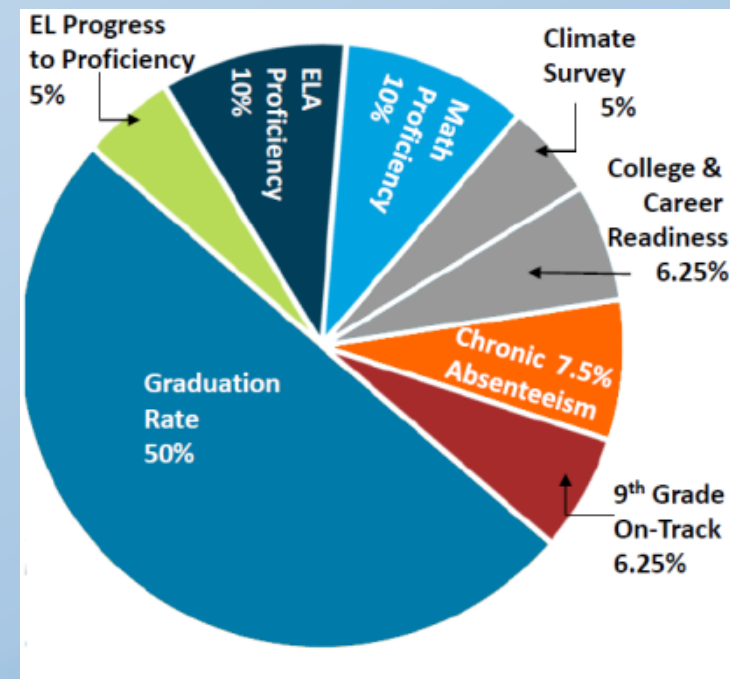
ISBE does not have data related to these measures yet

All schools receive a score of 100 (2020-2021)

Index Scores

The final Index Score is calculated using the weights for each indicator.

Indicator	Score	Weight	Earned Points
ELA Proficiency	84	10%	8.4
Math Proficiency	92	10%	9.2
EL Progress	75.5	5%	3.8
Graduation Rate	84	50%	42
9 th Grade On-Track	87	6.25%	5.4
Chronic Absenteeism	76	7.5%	5.7
<i>College and Career Readiness</i>	<i>100</i>	<i>6.25%</i>	<i>6.25</i>
<i>Climate Survey</i>	<i>100</i>	<i>5%</i>	<i>5</i>
School Index Score			85.75



Index Scores

This process is repeated to create an Index Score for each subgroup.

Indicator	All	Asian	Black	Hispanic	White	IEP	English Learners	Low Income
Index Score	83.4	85.7	81.2	82.4	83.1	68.4	72.8	76.4

Establishing Designations

All schools in the state are then ranked by the overall Index Score to find the top 10% and the bottom 5%.

Top 10%	School A	93.2
	School B	92.1
	School C	90.4
	School D	87.81
	School E	87.78
	School F	81.7
	School G	78.6
	School H	71.2
	School I	68.5
	School J	64.5
Bottom 5%	School K	52.1
	School L	48.3
	School M	47.8
	School N	41.5
	School O	38.7
	School P	35.6
	School Q	18.41
	School R	17.16
	School S	16.9

→ The lowest score for the top 10% sets the cut score for an Exemplary designation.

These cut scores will change from one year to the next. We will not know them until they are announced by ISBE.

→ The highest score for the bottom 5% sets the cut score for a Lowest Performing designation.

New School Designations

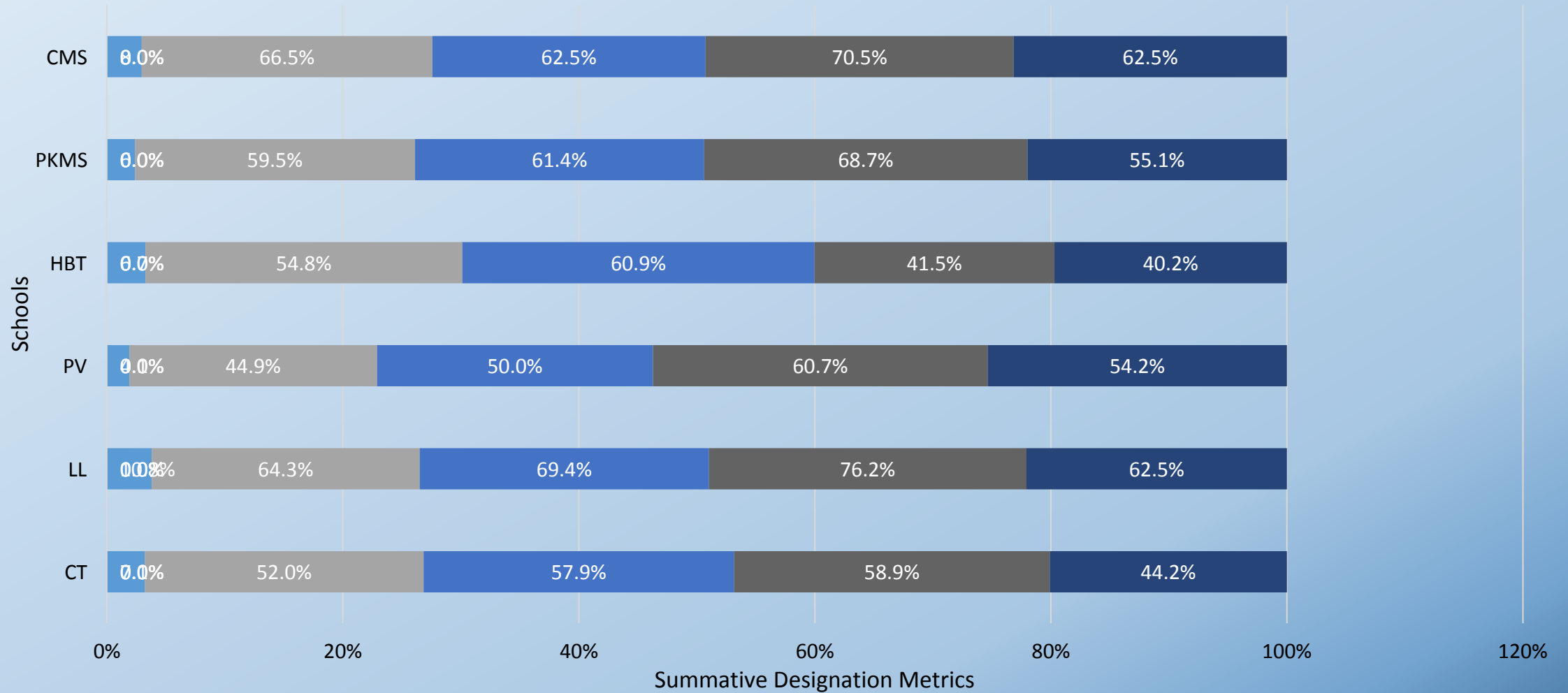
Each school will receive one of the following summative designations:

Exemplary	Schools performing in the top 10 percent of schools statewide, with no underperforming student groups .
Commendable	A school that has no underperforming student groups and whose performance is not in the top 10 percent of schools statewide.
Underperforming (Targeted Support)	A school in which one or more student groups is performing at or below the level of the “all students” group in the lowest performing 5 percent of schools.
Lowest Performing (Comprehensive Support)	A school that is in the lowest-performing 5 percent of schools in Illinois and any high school with a graduation rate of 67 percent or less .

Summative Designations District-Wide

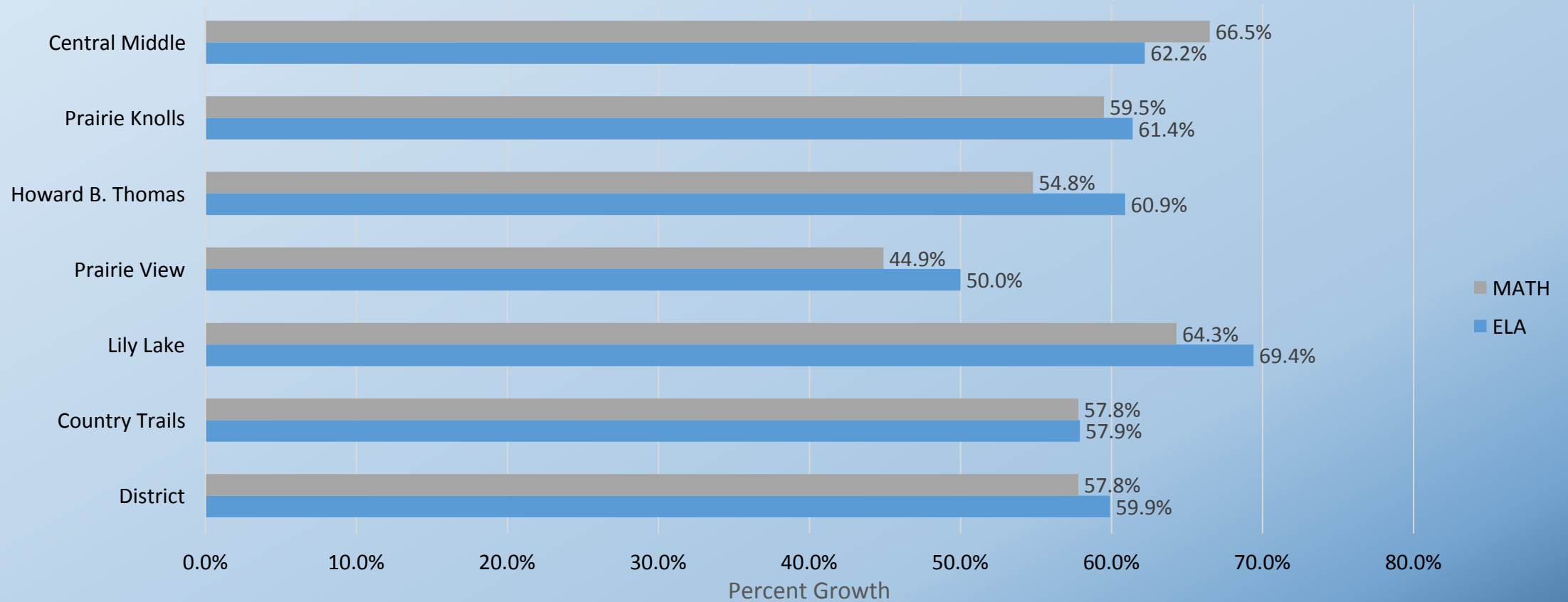
School Name	Summative Designation	Summative Designation Descriptions
Central High School	Exemplary	<u>Exemplary</u> – Schools performing in the top 10 percent of schools statewide, with no underperforming student groups.
Central Middle School	Exemplary	
Prairie Knolls Middle School	Exemplary	
Lily Lake Grade School	Exemplary	<u>Commendable</u> – A school that has no underperforming student groups, a graduating rate greater than 67 percent, and whose performance is not in the top 10 percent of schools statewide.
Country Trails Elementary School	Commendable	<u>Underperforming</u> – A school in which one or more student groups is performing at or below the level of the “all students” group in the lowest performing 5 percent of schools.
Howard B. Thomas Grade School	Commendable	<u>Lowest Performing</u> – A school that is in the lowest performing 5 percent of schools in Illinois and any high school with a graduation rate of 67 percent or less.
Prairie View Grade School	Commendable	

Illinois School Report Card Metric Designations – Elem/MS



- Chronic Absenteeism (20%)
- Growth Math (25%)
- Growth ELA (25%)
- EL Progress to Proficiency (5%)
- Math Proficiency (10%)
- ELA Proficiency (10%)
- Climate Survey (5%)

Student Growth – Math & ELA



Country Trails – Index Score

Country Trails - Commendable	ELA Proficiency	Math Proficiency	ELA Growth	Math Growth	EL Progress to Proficiency	Chronic Absent	Climate	Total Index
All	10	10	16.6	13.35	4.16	17.26	5	76.37
White	10.56	10.15	17.22	14.44		19.15	5	76.52
Hispanic or Latino	10	9.21	16.49	10.22	4.37	17.39	5	72.68
Asian	10.56	9.9	20.77	18.79		12.94	5	77.96
IEP	9.92	2.88	13.15	7.23		14.88	5	53.06
EL	21.11	5.13			8.79	32.84	5	72.87
Low Income	10.56	9.72	21.33	13.85		16.1	5	76.56

Exemplary schools had “all student” index scores at or above 80.94 (ES); Commendable schools had scores ranging from 80.93 – 36.99 but with no student groups whose index scores were at or below 36.9.

308 out of 3098 elementary/middle schools received Exemplary

2084 out of 3098 elementary/middle schools received Commendable

Lily Lake – Index Score

Lily Lake - Exemplary	ELA Proficiency	Math Proficiency	ELA Growth	Math Growth	EL Progress to Proficiency	Chronic Absent	Climate	Total Index
All	10.56	10.56	24.05	20.77		16.7	5	87.64
White	10.56	10.56	23.53	22.03		17.71	5	89.39
Hispanic or Latino								
Asian								
IEP								
EL								
Low Income								

Exemplary schools had “all student” index scores at or above 80.94 (ES); Commendable schools had scores ranging from 80.93 – 36.99 but with no student groups whose index scores were at or below 36.9.

308 out of 3098 elementary/middle schools received Exemplary

2084 out of 3098 elementary/middle schools received Commendable

Howard B. Thomas – Index Score

Howard B Thomas - Commendable	ELA Proficiency	Math Proficiency	ELA Growth	Math Growth	EL Progress to Proficiency	Chronic Absent	Climate	Total Index
All	9.69	10	17.83	14.84	4.4	17.88	5	79.64
White	9.68	10.33	19.37	17.61		18.69	5	80.68
Hispanic or Latino	8.24	4.55	17.22	9.78	4.17	18.42	5	67.38
Asian								
IEP	4.74	6.42	5.66	14.1		17.47	5	53.39
EL	10.28	13.69			9.28	37.78	5	76.03
Low Income	10.56	10.56	13.16	12.77		14.78	5	66.83

Exemplary schools had “all student” index scores at or above 80.94 (ES); Commendable schools had scores ranging from 80.93 – 36.99 but with no student groups whose index scores were at or below 36.9.

308 out of 3098 elementary/middle schools received Exemplary

2084 out of 3098 elementary/middle schools received Commendable

Prairie View – Index Score

Prairie View - Commendable	ELA Proficiency	Math Proficiency	ELA Growth	Math Growth	EL Progress to Proficiency	Chronic Absent	Climate	Total Index
All	10	10	12.24	9.41	4.74	18.61	5	70
White	10.56	10.56	13.39	8.71		19.97	5	68.19
Hispanic or Latino	10.56	10.56	5.6	9.28		18.83	5	59.83
Asian	10	9.37	17.03	14.12	4.92	18.2	5	78.64
IEP	3.68	5.62	9.69	11.2		19.42	5	54.61
EL	6.68	7.9	9.22	8.31	4.74	16.62	5	58.47

Exemplary schools had “all student” index scores at or above 80.94 (ES); Commendable schools had scores ranging from 80.93 – 36.99 but with no student groups whose index scores were at or below 36.9.

308 out of 3098 elementary/middle schools received Exemplary

2084 out of 3098 elementary/middle schools received Commendable

Prairie Knolls – Index Score

Prairie Knolls Middle - Exemplary	ELA Proficiency	Math Proficiency	ELA Growth	Math Growth	EL Progress to Proficiency	Chronic Absent	Climate	Total Index
All	10.56	10.56	19.51	18.42		18.67	5	82.72
White	10.56	10.56	18.71	16.97		18.54	5	80.34
Hispanic or Latino	10.56	10.56	19.83	18.96		19.19	5	84.1
Asian	10.56	10.56	22.52	25.34		19.55	5	93.53
IEP	7.25	4.68	14.66	13.18		16.82	5	61.59
Former - EL	10.56	10.56	22.38	19.93		19.97	5	88.4
Low Income	10.56	10.56	20.65	16.96		15.31	5	79.04

Exemplary schools had “all student” index scores at or above 80.94 (ES); Commendable schools had scores ranging from 80.93 – 36.99 but with no student groups whose index scores were at or below 36.9.

308 out of 3098 elementary/middle schools received Exemplary

2084 out of 3098 elementary/middle schools received Commendable

Central Middle – Index Score

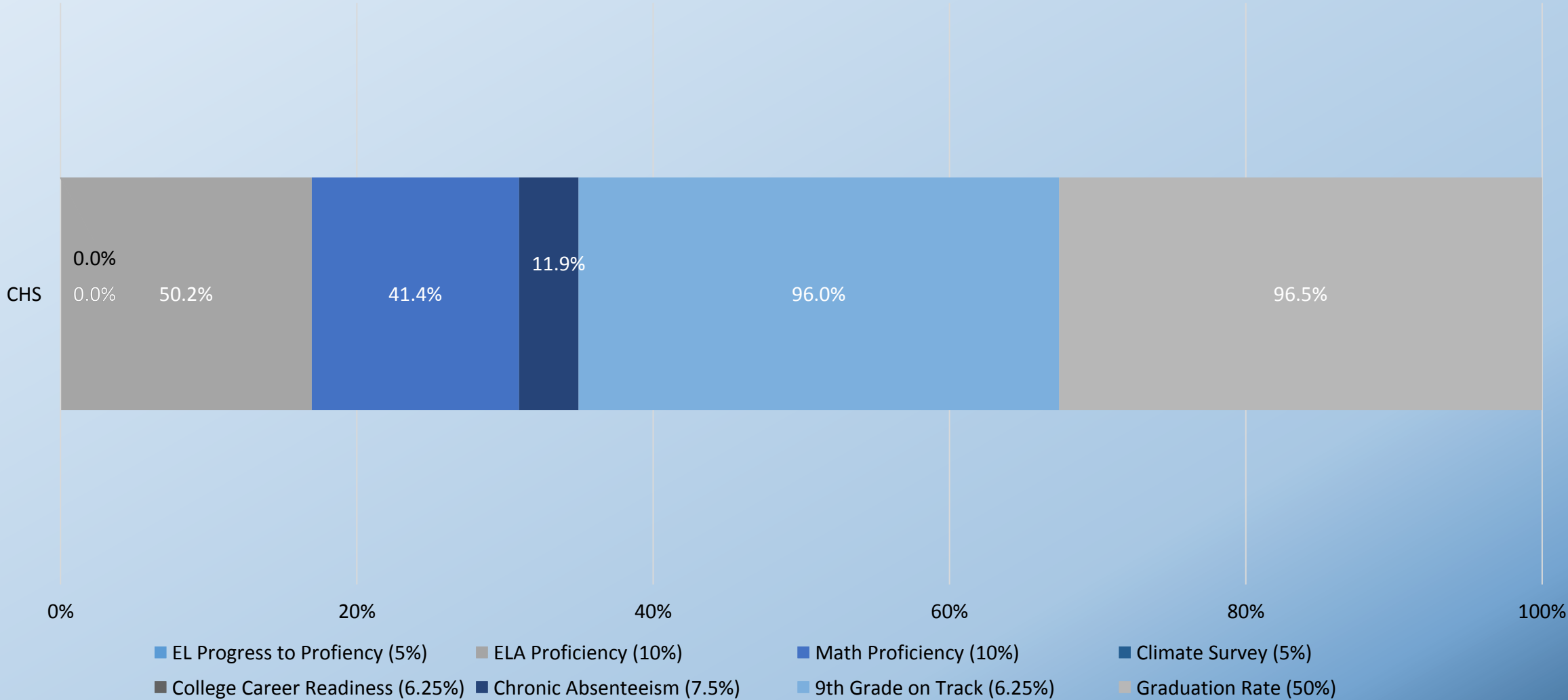
Central Middle School - Exemplary	ELA Proficiency	Math Proficiency	ELA Growth	Math Growth	EL Progress to Proficiency	Chronic Absent	Climate	Total Index
All	10.56	10.56	20.04	22.55		17.87	5	86.58
White	10.56	10.56	19.66	22.52		18.28	5	86.58
Hispanic or Latino	10.56	10.56	17.04	21.65		17.76	5	82.57
Asian	10.56	10.56	26.39	24.23		20.13	5	96.87
IEP	3.35	5.11	11.16	17.11		15.66	5	57.39
Former - EL	10.56	10.56	19.92	18.11		19.97	5	84.12
Low Income	10.56	10.56	18.54	16.68		11.73	5	73.07

Exemplary schools had “all student” index scores at or above 80.94 (ES); Commendable schools had scores ranging from 80.93 – 36.99 but with no student groups whose index scores were at or below 36.9.

308 out of 3098 elementary/middle schools received Exemplary

2084 out of 3098 elementary/middle schools received Commendable

Illinois School Report Card Metric Designations – High School



Central High – Index Score

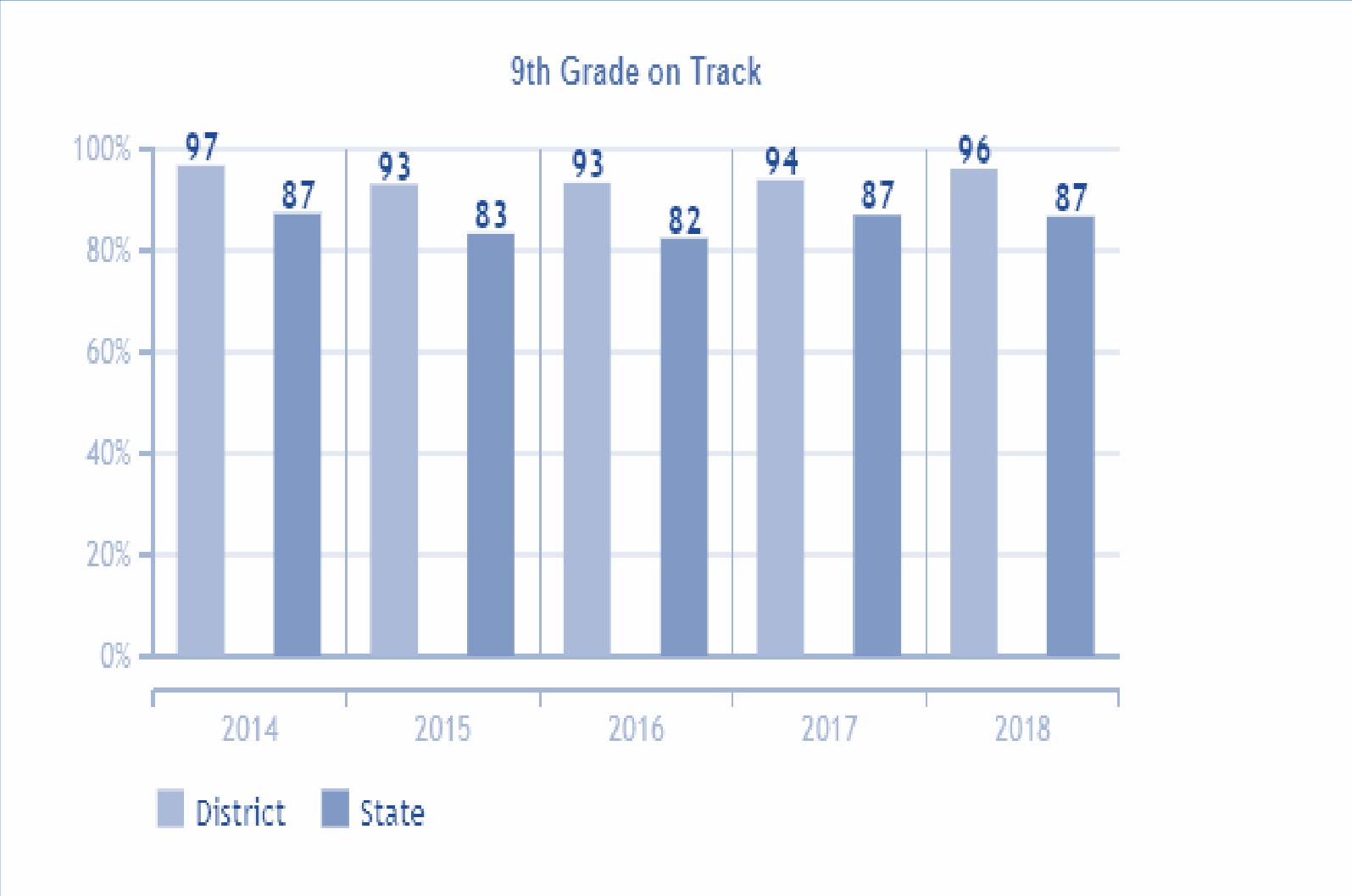
Central High School - Exemplary	ELA Proficiency	Math Proficiency	EL Progress to Proficiency	Chronic Absent	Graduation Rate	9th Grade On Track	Climate	CCR	Total Index
All	10.6	10.6		6.22	46.01	5.86	5	6.25	90.54
White	10.6	10.5		6.48	47.34	6.03	5	6.25	92.2
Hispanic or Latino	9.43	6.18		4.75	41.26	3.71	5	6.25	76.58
Asian	9.92	10.35		6.75	43.46	6.62	5	6.25	88.35
Former-EL	8.06	10.56		13.49		11.19	5	6.25	54.55
Low Income	10.6	10.6		4.56	37.53	4.65	5	6.25	79.19

Exemplary schools had “all student” index scores at or above 87.81 (HS); Commendable schools had scores ranging from 87.78 – 18.41 but with no student groups whose index scores were at or below 17.16.

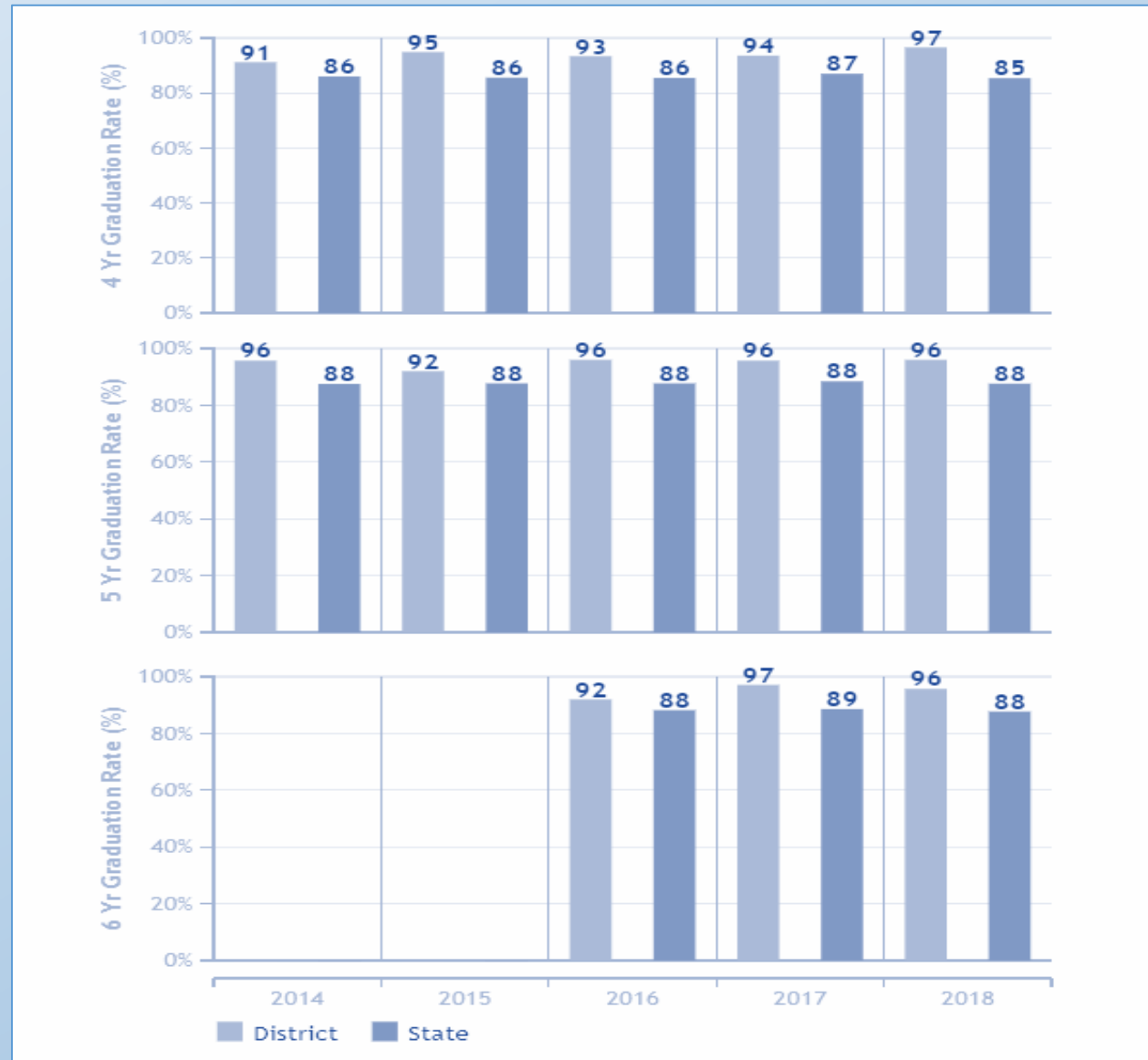
68 out of 679 high schools received Exemplary

9th Grade On-Track

Definition:
9th Grade students who have earned at least 5 course credits (any subject/class) without failing more than 0.5 course credits in core subjects (reading, math, science and social studies).



Graduation Rate



Additional Summative Designations Defined 9-12

- College & Career Readiness Index

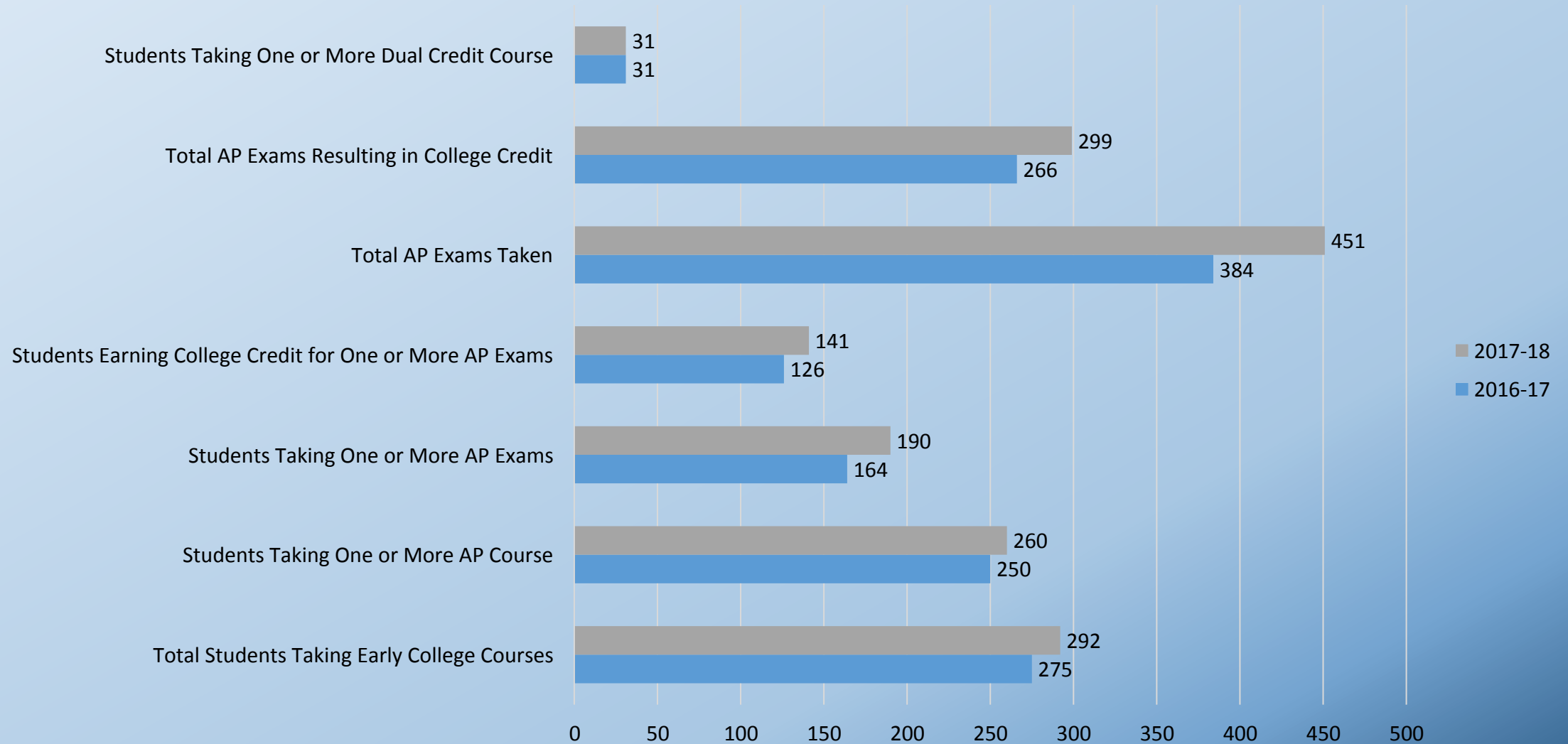
Distinguished Scholar	College and Career Ready
GPA: 3.75/4.0	GPA: 2.8/4.0
ACT: 30 or SAT: 1400	95% Attendance Jr. & Sr. Year
At least one <i>academic indicator</i> in each ELA and Math	College and Career Pathway Endorsement under Postsecondary Workforce Readiness Act <u>OR</u>
3 career ready indicators during Jr./Sr. year (Alg. II can be in any year, if they earn an A, B, or C	All of the following: one <i>academic indicator</i> in each ELA and Math during Jr. & Sr. Year (or Alg. II at any time); identify a career area of interest by Soph. year & 3 career ready indicators during Jr./Sr. year
95% Attendance Jr. & Sr. Year	

Additional Summative Designations Defined 9-12

- College & Career Readiness Index

<i>Academic Indicator - ELA</i>	<i>Academic Indicator - Math</i>	<i>Career Indicator (minimum of 3)</i>
ELA AP Exam 3+	Math AP Exam 3+	Career Development Experience
ELA Advanced Placement (A,B,C)	Math Advanced Placement (A,B,C)	Industry Credential
Dual Credit English Course (A,B,C)	Dual Credit Math (A,B,C)	Military Service (incl. ROTC)
Transitional English (A,B,C)	Transitional Math (A,B,C)	Dual Credit Pathway Course College Credit
	Alg. II (A,B,C)	Completion of a Program of Study
Minimum ACT (18 Eng/22 Reading)	Minimum ACT (Math 22 + Math Sr. year)	Attaining and Maintaining Consistent Employment for 12 Months
Minimum SAT EBRW (540)	Minimum SAT (Math 540 + Math Sr. year)	Consecutive Summer Employment
		25 hours Community Service
		2 or more organized co-curricular activities

Early College Coursework Enrollment

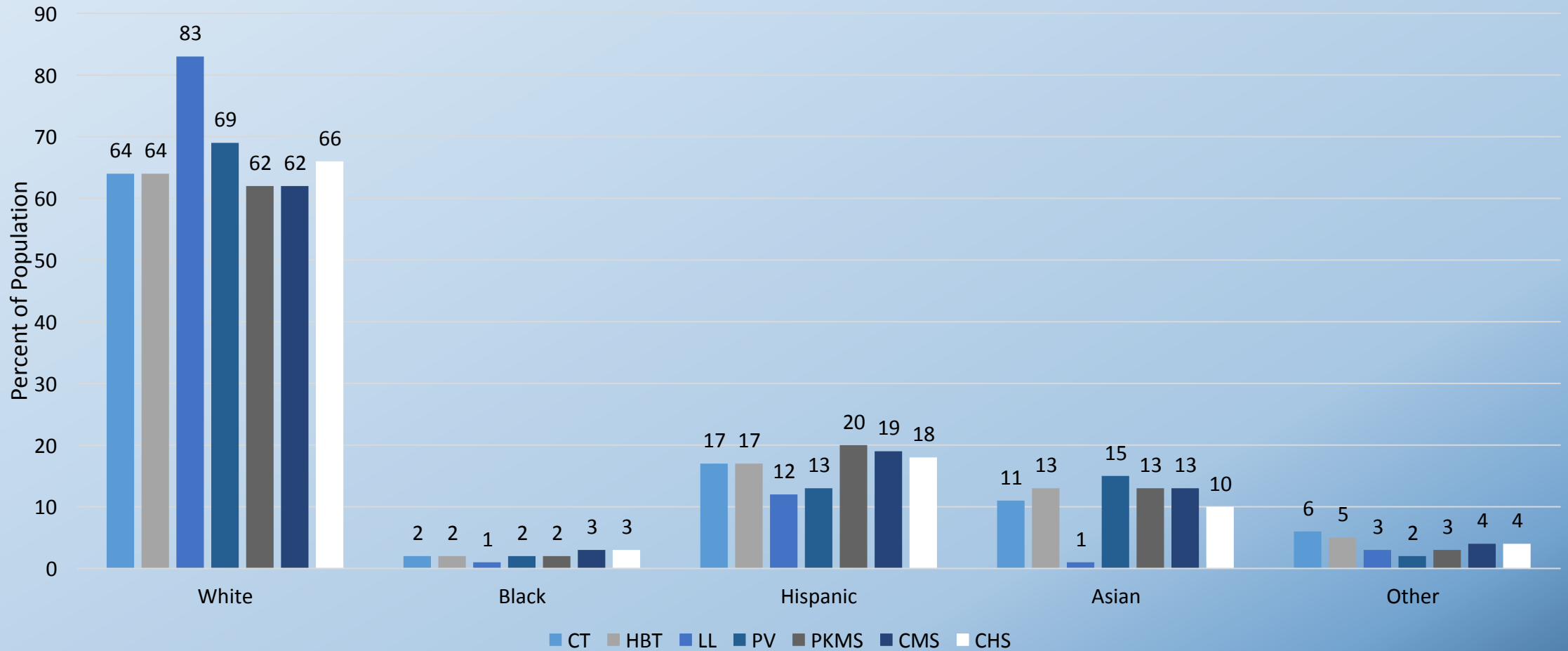


Includes 10th, 11th & 12th Grade

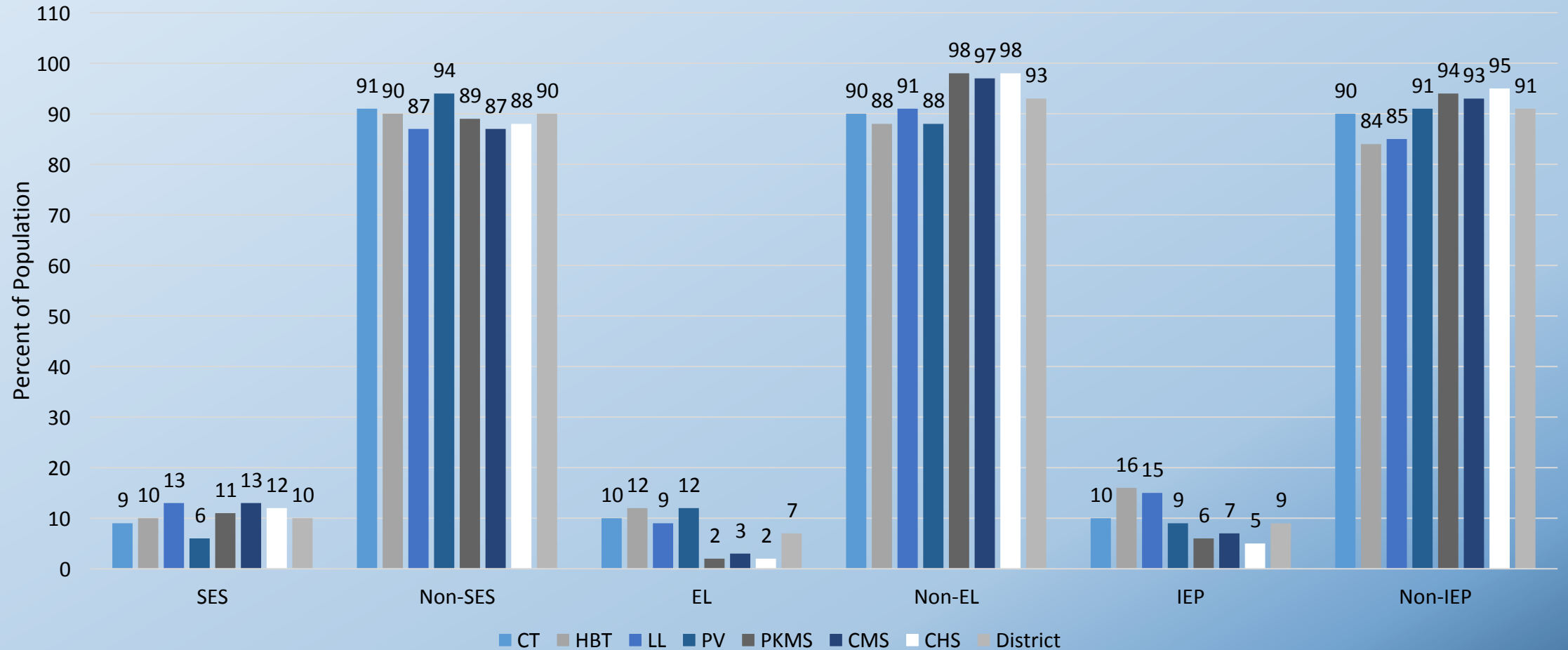
District Demographics

Sub-Groups

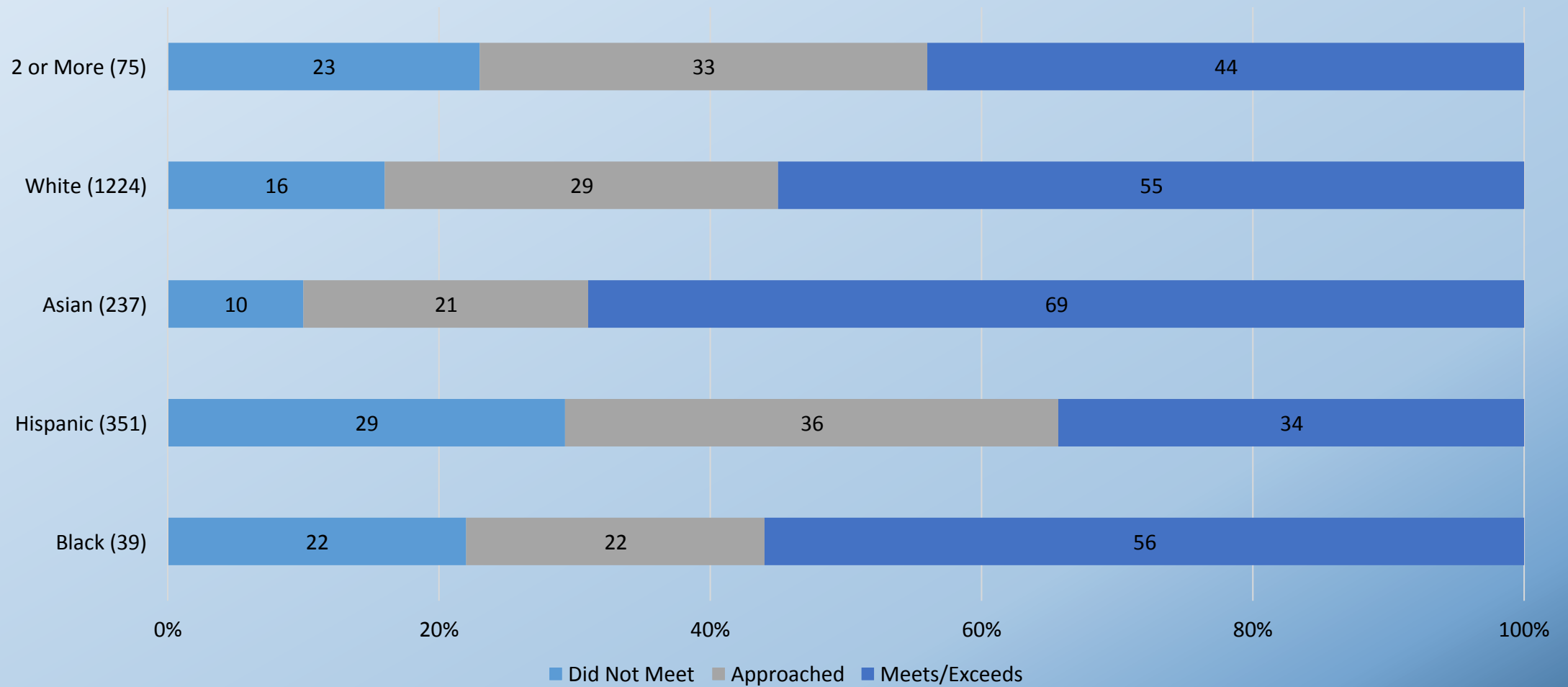
District Demographics – Race



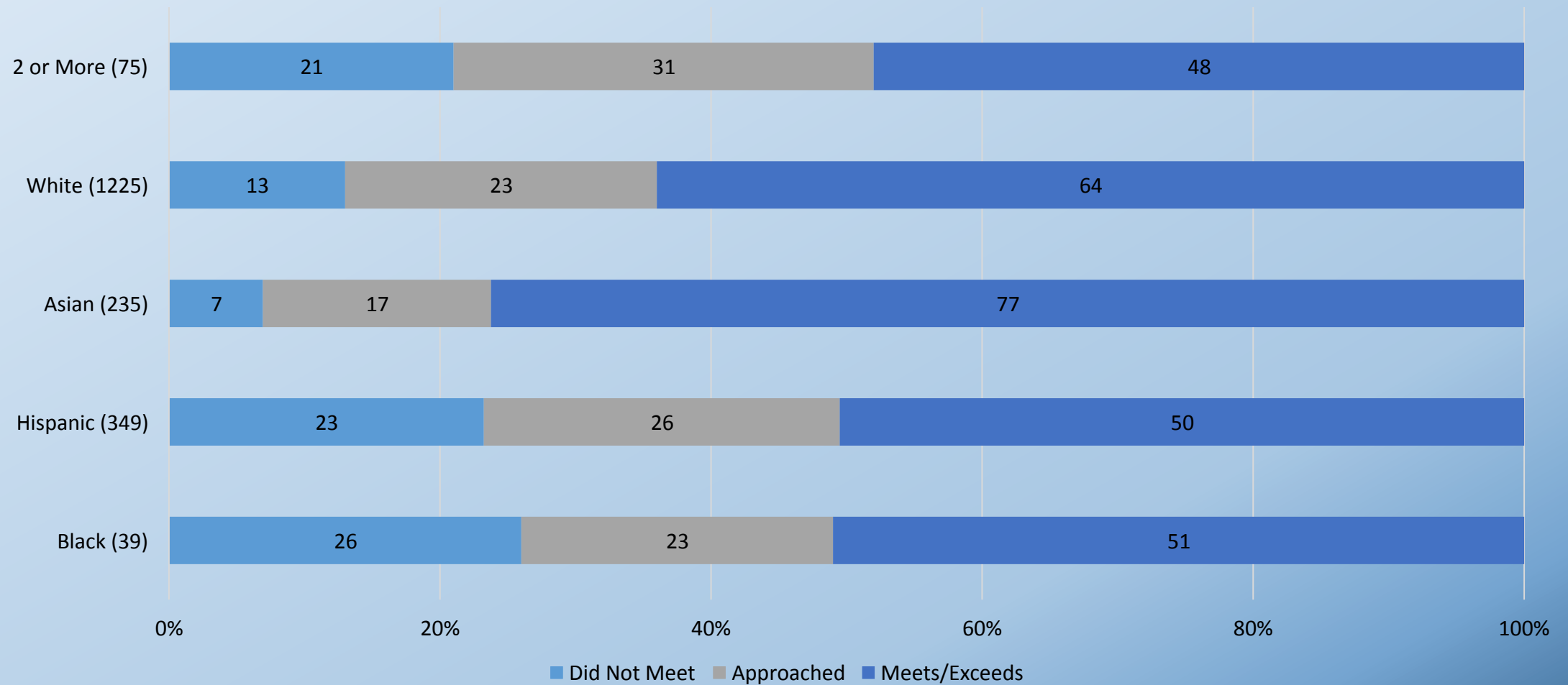
District Demographics – Special Populations



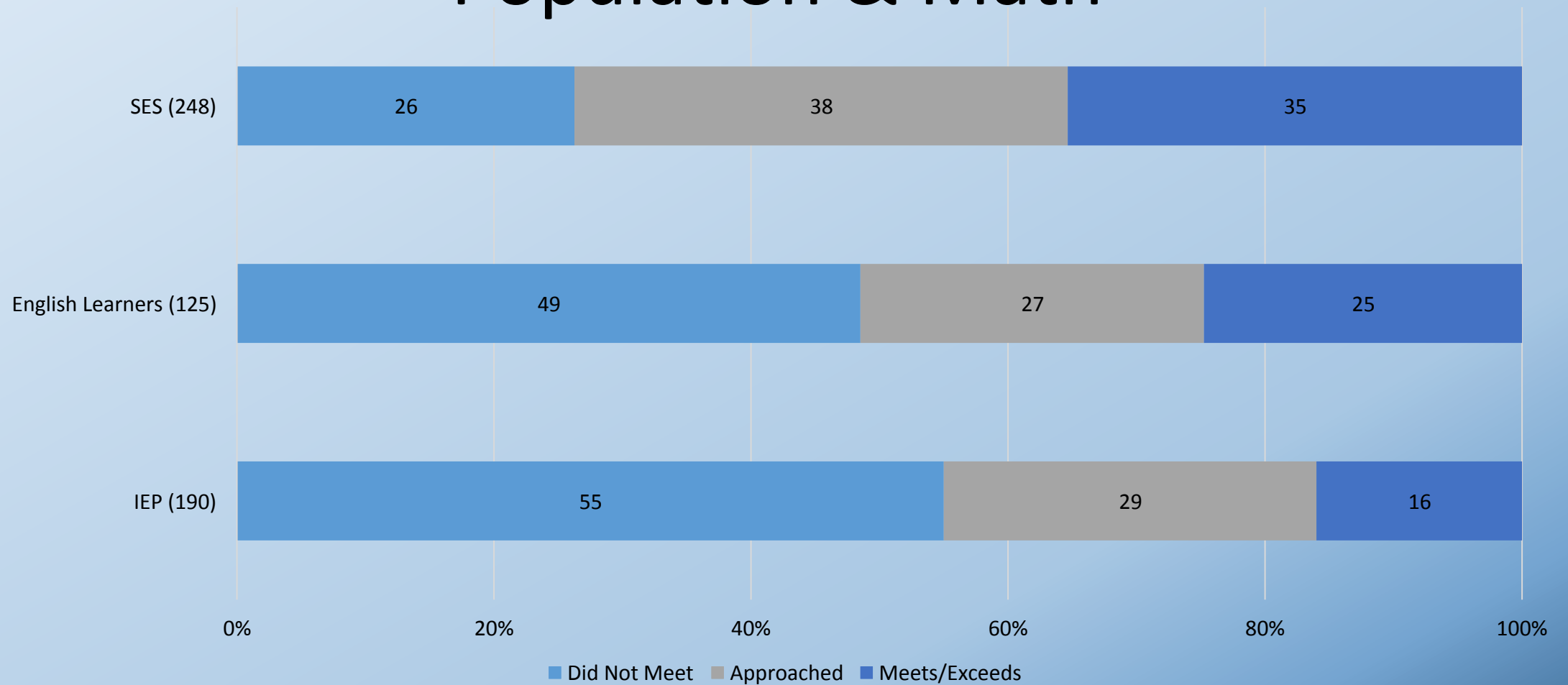
District PARCC Achievement by Race & Math



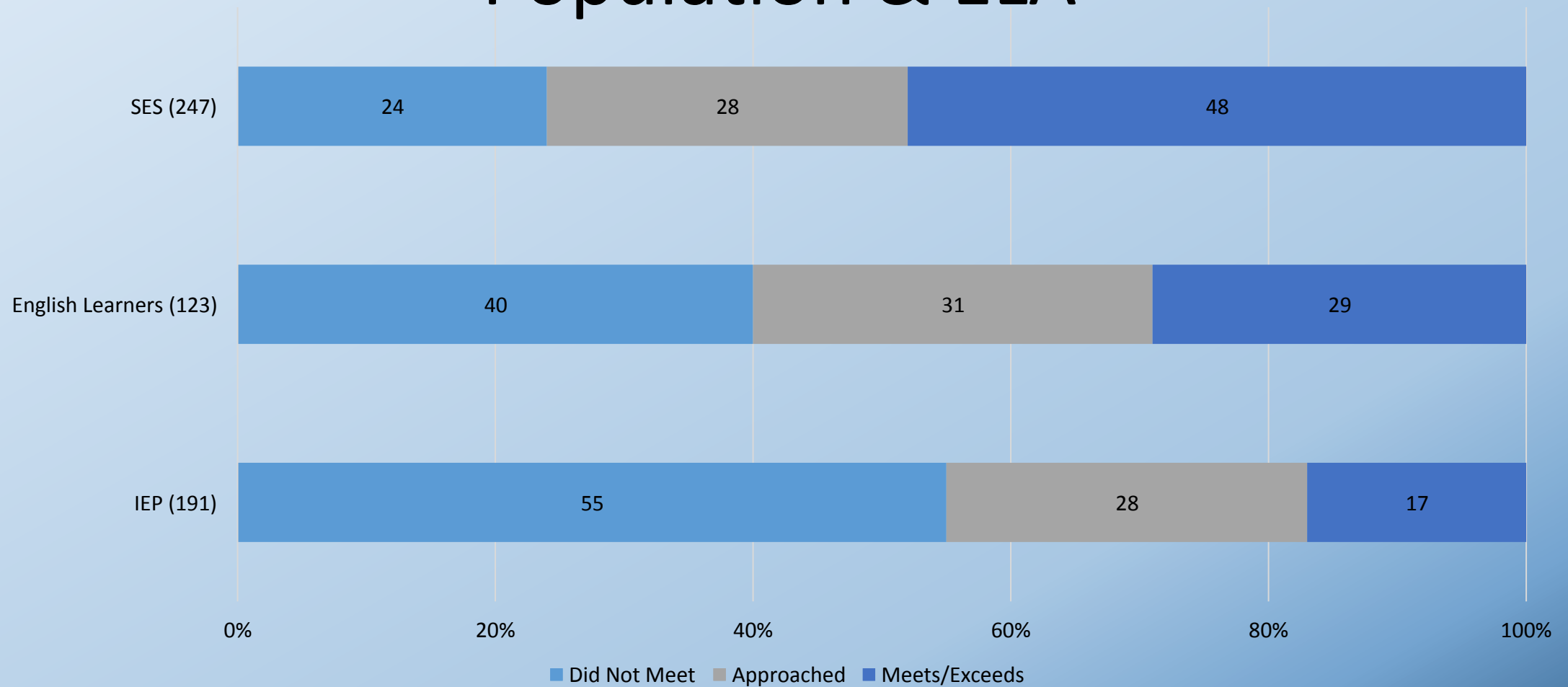
District PARCC Achievement by Race & ELA



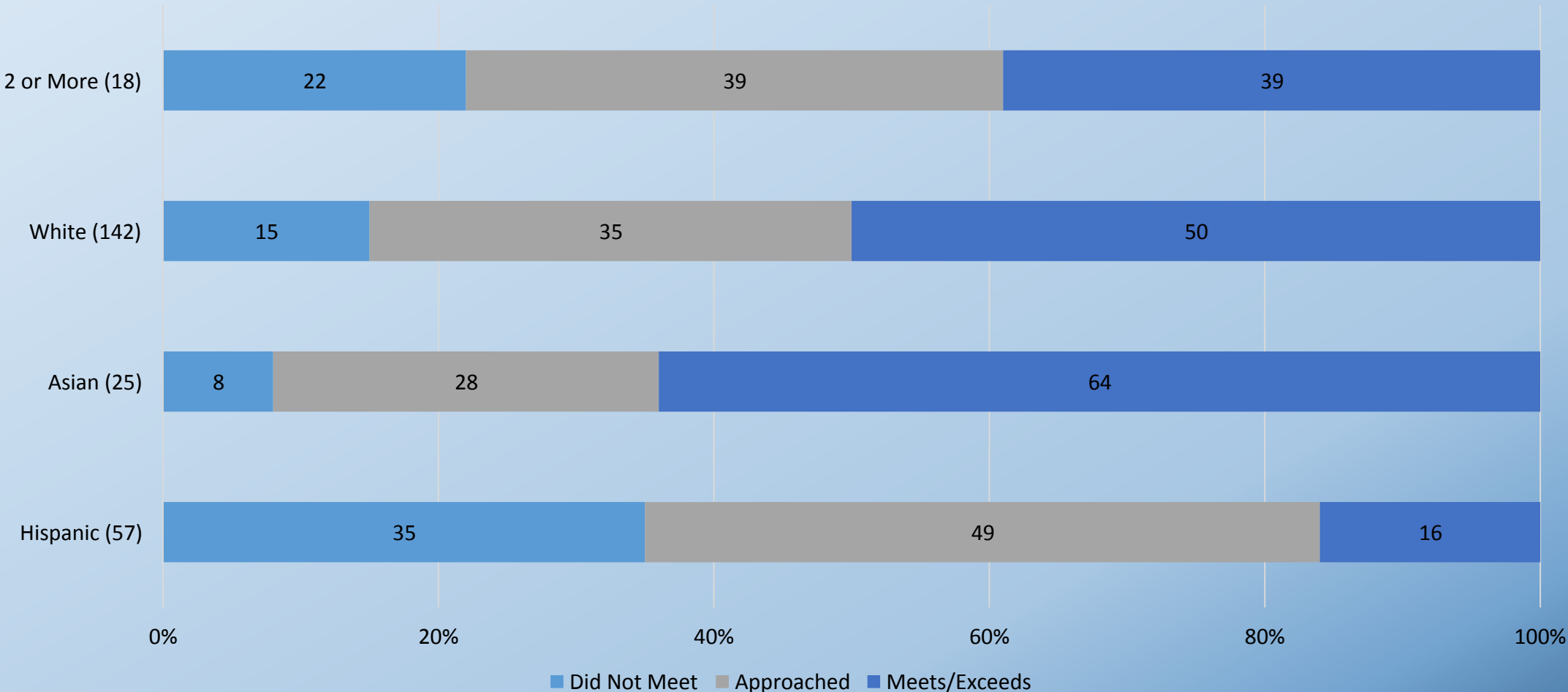
District PARCC Achievement by Special Population & Math



District PARCC Achievement by Special Population & ELA

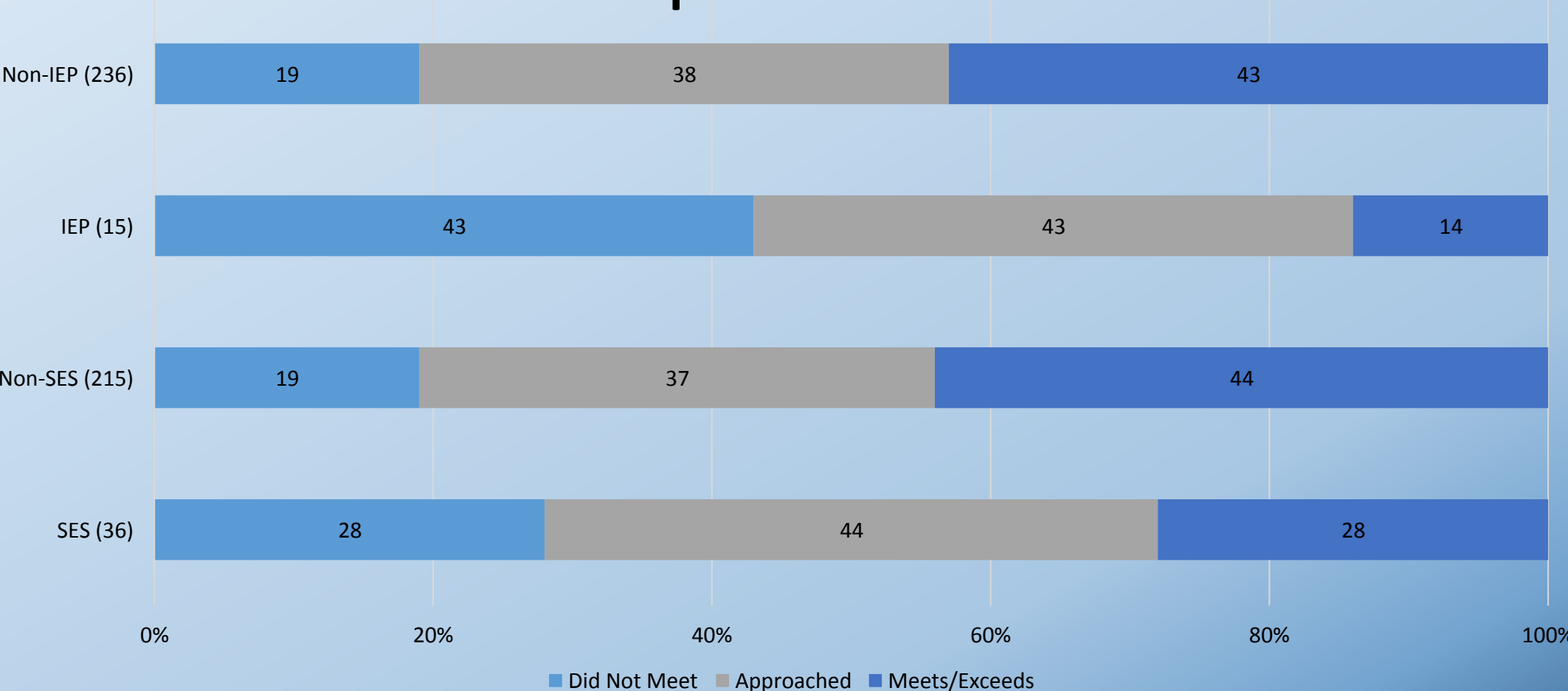


District SAT Achievement Math – Race

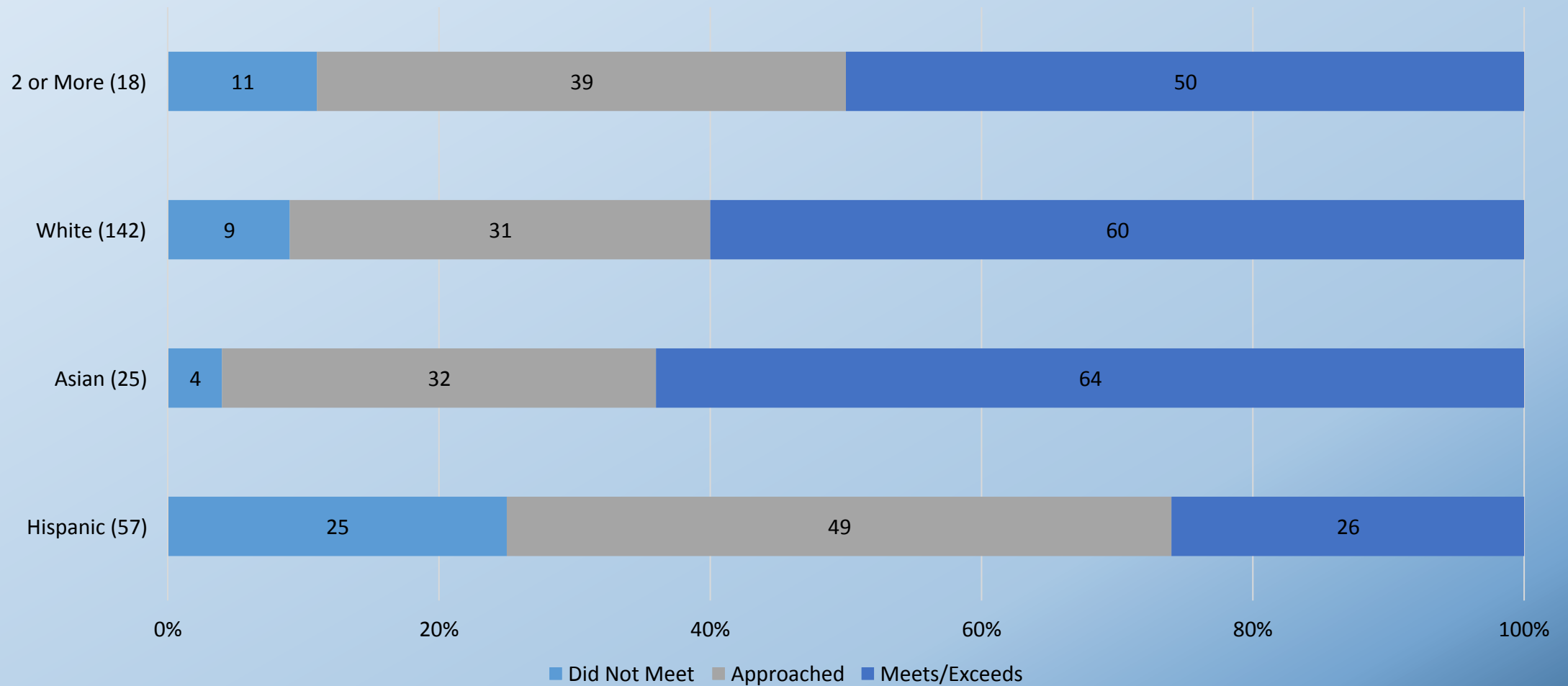


*Fewer than 10 black students

District SAT Achievement Math – Special Populations

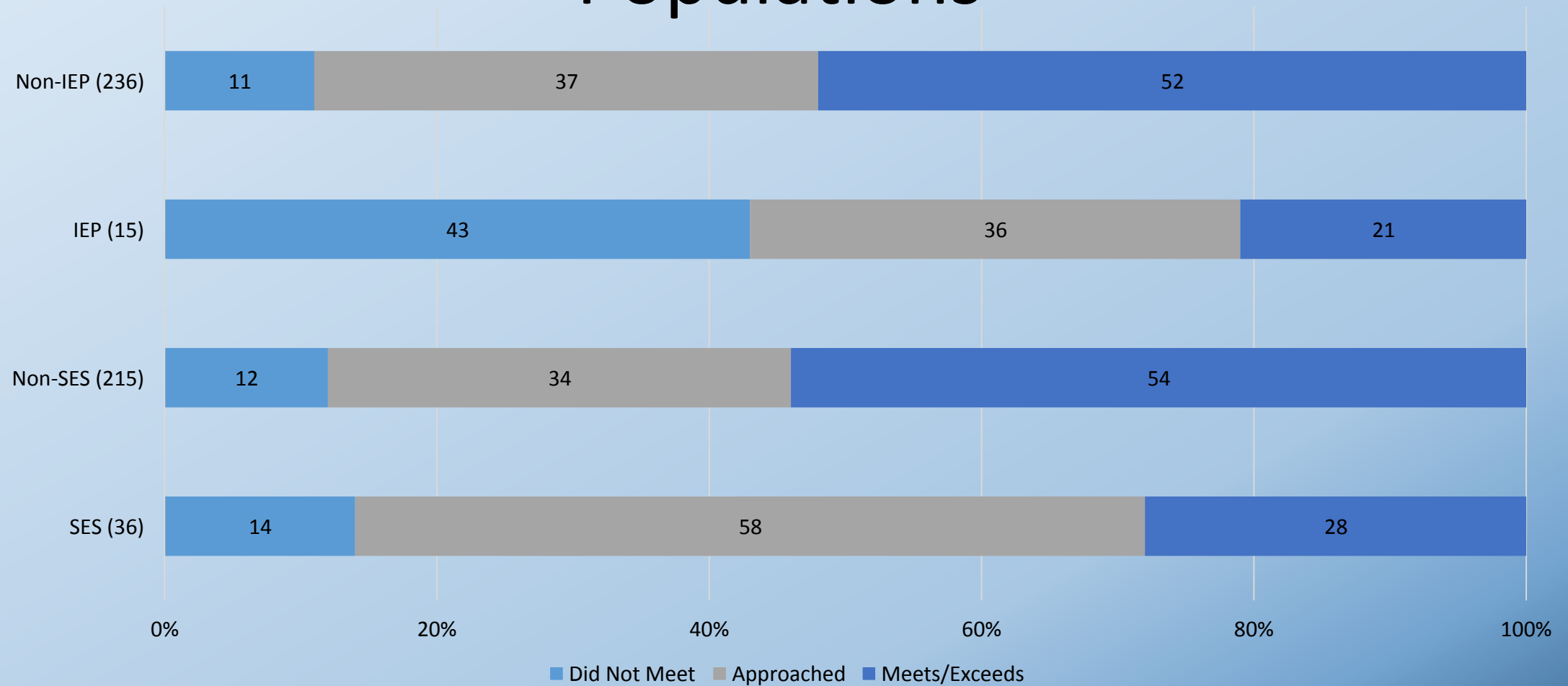


District SAT Achievement EBRW – Race



*Fewer than 10 black students

District SAT Achievement EBRW – Special Populations



Questions



Central Community Unit School District 301
Student Enrollment Report

Date November 20, 2018

School	Count	EE	KDG	1st	2nd	3rd	4th	5th	6th	7th	8th	9th	10th	11th	12th	Current Total	Last Month Total	Change
Country Trails	2018	29	97	84	116	103	111	114								654	652	+2
	2017		78	116	100	116	112	95								617		
H.B. Thomas	2018	40	91	93	106	89	107	76								602	600	+2
	2017	90	89	105	94	95	76	84								633		
Lily Lake	2018		37	37	27	49	37	39								226	225	+1
	2017		33	27	47	37	34	36								214		
Prairie View	2018	25	97	96	120	101	110	105								654	653	+1
	2017		95	120	105	113	104	107								644		
Prairie Knolls MS	2018								328	324						652	648	+4
	2017								322	333						655		
Central MS	2018										328					328	328	0
	2017										338					338		
Central HS	2018											351	281	292	254	1178	1176	+2
	2017											279	285	253	259	1076		
TOTAL DISTRICT	Head	94	322	310	369	342	365	334	328	324	328	351	281	292	254	4294	4282	
	2017	90	295	368	346	361	326	322	322	333	338	279	285	253	259	4177		
Special Education			2	0	7	3	5	1	8	2	6	3	2	2	13	54		
Out-of-District																0		

Contract Class Size Language	Aide/Split
Kindergarten - 2	23/26
Grade 3 - 5	25/28
Grade 6-8	30 split
Grades 9th -12th	31 split

6th Day Enrollment	Year to Date +/-
4264	30

6th day 2017-2018 4146