

**Somers Board of Education Regular Meeting
Somers Board of Education Chambers
Monday, October 25, 2010
7:00 PM**

(The recorded livestream may be viewed on SPS' YouTube channel on the school website)

Present BOE Members: Anne Kirkpatrick, Mike Briggs, Krista Cherry, Dr. Ed DePeau, JT Galloway, Shane Manning, Jan Martin, Kim Radziewicz, Carl Stebbins

Absent BOE Members:

Others:

1. CALL TO ORDER

Rationale:

Discussion:

2. PLEDGE OF ALLEGIANCE

Rationale:

Discussion:

3. APPROVAL OF MINUTES

Rationale:

Discussion:

4. AUDIENCE TO CITIZENS/STAFF/STUDENTS

Rationale:

Discussion:

4.1. Building Goals Presentation

Rationale: The building administrators will present their building goals along with an explanation of the action plan which was briefly discussed at our previous meeting. All goals have been aligned with our district Strategic Plan with a primary focus based upon improving student performance throughout the district. Questions may be directed to the administrators regarding their goals.

Discussion:

5. CORRESPONDENCE

Rationale:

Discussion:

6. OPPORTUNITY TO ADD/DELETE AGENDA ITEMS

Rationale:

Discussion:

7. CONSENT AGENDA

Rationale:

Discussion:

7.1. Approval of Bills

Rationale:

Discussion:

8. NEW BUSINESS

Rationale:

Discussion:

8.1. Long-Range Plan Requests

Rationale: The updated Long-Range Plan requests have been provided to the board along with an extensive set of materials for the Planning Committee for their perusal. The Long-Range Plan will be discussed in preparation for adoption at our November meeting.

Discussion:

9. OLD BUSINESS

Rationale:

Discussion:

10. ADMINISTRATIVE REPORTS

Rationale:

Discussion:

10.1. SHS Exit Survey Results

Rationale: The SHS administration will present data on the exit surveys over the past three years. Any questions may be directed to Mr. Cotzin regarding the survey.

Discussion:

11. COMMITTEE REPORTS

Rationale:

Discussion:

11.1. Budget

Rationale:

Discussion:

11.2. Curriculum

Rationale:

Discussion:

11.3. Policy

Rationale:

Discussion:

11.4. Salary & Negotiations

Rationale:

Discussion:

11.5. Planning

Rationale:

Discussion:

11.6. Other Committees

Rationale:

Discussion:

12. OTHER

Rationale:

Discussion:

13. ADJOURNMENT

Rationale:

Discussion:

Krista Cherry, BOE Secretary Date

Jenna McDermott, BOE Recording Secretary

SOMERS BOARD OF EDUCATION

Ninth District Road
Somers, CT 06071
www.somers.k12.ct.us

MINUTES OF THE MEETING – October 12, 2010

Members Present: D.Palmer, J.Formeister, R.Lees, B.Devlin, M.Marquardt, T.Potrikus
Members Absent: S.Bollinger, A.Kirkpatrick, J.Taylor
Administrators Present: M.Suffredini, P.Collin, K.Pezza, B.Boutwell, R.Riola, J.Oliver, N.Barry, S.Muirhead, G.Cotzin, R.Kapner
Staff Present: K.Welch
Citizens Present: D.Stone, K. Norton
Students Present: A. Norton
Others:

1.0 CALL TO ORDER

The regular meeting of the Board of Education was called to order at 7:03 p.m. by Chairman Palmer in the Mabelle B. Avery Middle School BOE meeting room.

2.0 PLEDGE OF ALLEGIANCE

3.0 APPROVAL OF MINUTES

September 27, 2010 Regular Meeting Minutes – It was MOVED (B.Devlin) SECONDED (T.Potrikus) to approve the September 27, 2010 Board of Education regular meeting minutes.

4.0 AUDIENCE TO CITIZENS/STAFF/STUDENTS

4.1 CMT/SAT/CAPT Results

Dr. Suffredini stated that the administration from each school, along with the Director of Curriculum, would present the CMT/CAPT test results to the board.

Mr. Riola and Ms. Oliver reviewed the elementary school results indicating a clear need for improvement on the CMT tests at SES. They focused on an action plan required by the Superintendent in order to address specific deficiencies in test areas. Some aspects of this plan include increasing time on task in content areas, coordination with parents through expanding communications about student progress and academic needs, targeted professional development to provide training for teachers on literary skill development, increased periodic assessment to monitor student progress in order to make better curriculum and instructional decisions, and monthly meetings with the Director of Curriculum and Superintendent of Schools to review ongoing progress.

Ms. Barry and Ms. Muirhead highlighted the improvements made in the middle school in grades 7 and 8. The 6th grade CMT results are being reviewed by staff in order to address deficiencies in each area. An action plan has been developed by the administration at the middle school through the recommendation of the Superintendent and with input from the Director of Curriculum. Much of the same features in the elementary plan are in the middle school plan.

Mr. Cotzin and Mr. Kapner presented an overview of the CAPT and SAT results. The CAPT scores showed a favorable performance at SHS, particularly when compared with schools in their DRG. However, the SAT test results did not prove as strongly as the CAPT scores. The administration and staff are reviewing these test scores in order to develop strategies to help students perform better, particularly on the SAT. The high school administration has developed an action plan as directed by the Superintendent with input from the Director of Curriculum. The plan will target particular areas of deficiency on test results.

5.0 CORRESPONDENCE

The following correspondence was received:

- CABE Information

6.0 OPPORTUNITY TO ADD/DELETE AGENDA ITEMS

7.0 CONSENT AGENDA

7.1 Approval of Bills It was MOVED (B.Devlin) SECONDED (M.Marquardt) to approve the 10/06/2010 bills in the amount of \$728,261.31 as presented. PASSED 5-1

The Superintendent explained the recent MIRMA assessment of \$246,000 to the Town of Somers of which the school department is assessed one-half of that amount, or approximately \$123,000. The first payment is included in this current warrant and additional payments to this assessment will be in future warrants. The Superintendent did mention that through his discussion with Lisa Pellegrini, First Selectwoman the understanding is that this new assessment may be reduced by upwards of \$40,000-\$60,000. As soon as this information is available the Superintendent will provide it to the board. Mr. Potrikus felt that the payments should be held in an escrow account until the final assessment is made. The Superintendent did explain that under the current contract with MIRMA the town is obligated to pay these amounts, otherwise MIRMA would discontinue any workmen compensation claim payments to individuals.

8.0 NEW BUSINESS

8.1 Second Warning/Adoption of DBS Code: 3511 – Compliance with 504 Regulations: It was MOVED (B.Devlin) and SECONDED (T.Potrikus) to approve the revised policy. PASSED 6-0

8.2 Second Warning/Adoption of DBS Code: 5145 – Section 504: Civil and Legal Rights and Responsibilities: It was MOVED (B.Devlin) and SECONDED (T.Potrikus) to approve the revised policy. Passed 6-0

8.3 2011 BOE Meeting Schedule and DBS Code 9321.1: It was MOVED (R.Lees) and SECONDED (M.Marquardt) to approve the meeting schedule. PASSED 6-0

8.4 Field Trip Request – SHS Drama Club: Mrs. Welch requested permission from the board for a field trip for the officers of the Drama club to the New England Theatre Conference in New Haven. It was MOVED (T.Potrikus) and SECONDED (B.Devlin) to approve the trip as presented. PASSED 6-0

9.0 OLD BUSINESS

10.0 ADMINISTRATIVE REPORTS

11.0 COMMITTEE REPORTS

11.1 Budget - The budget is going according to plan.

11.2 Curriculum - Need to schedule meeting.

11.3 Policy - A meeting is scheduled for October 21st at 7:00 p.m.

11.4 Salary & Negotiations – A ground rules meeting was held and future meeting dates set up.

11.5 Planning Committee – The committee is working with the Superintendent to finalize the Long-Range Plan requests.

11.6 Other Committees - The newly formed Technology Committee has a tentative date of 10/26 set for its first meeting.

12.0 OTHER - None

13.0 ADJOURNMENT

It was MOVED (B.Devlin) SECONDED (M.Marquardt) to adjourn the regular meeting of the Somers Board of Education at 8:35 p.m. PASSED 6-0

Respectfully submitted,

Rick Lees, Jr., Secretary

These minutes are not official until approved at a subsequent meeting.

Somers Public Schools

Building and Department Goals 2010-2011 Academic Year

Somers Elementary School Building Goal: 2010-2011

To improve reading performance on formative, summative and state assessments by more clearly aligning instruction with the Grade Level Objectives and Connecticut Mastery Test strands and objectives.

Rationale

Classroom performance on formative and summative assessments as well as performance on the Connecticut Mastery Test that was administered in March indicate a need to improve our students' performance in the area of reading.

Indicators of Success

- Improved scores over time on formative and summative assessments as well as the CMT.
- Teachers aligning professional goals with building goals addressing student needs related to reading skills.
- Monthly assessment data on reading assessments such as the DIBELS, Maze fluency passages.
- DRA and DRP given as universal screenings in the fall and the spring.
- CBAS administered in November, January and May in the areas of Reading, Writing and Math.
- Increased endurance for reading longer passages of text throughout the year.
- Monthly Data Analysis Review with grade level teams to examine academic progress of students.

Mabelle B. Avery Middle School

Building Goal: 2010-2011

#1 To improve student performance on written work in all content areas using strategies to improve editing and revising/composing.

#2 To improve student performance in the area of Geometry and Measurement (4 strands).

Rationale

#1 As a school, our overall writing scores have been improving for many years. While it is clearly evident that our DAW holistic score is a strength, our editing and composing/revising lower writing scores for many students.

#2 Low math strands are recorded near 60% range. Some grades have improved, however, more concentration in these areas is needed: Approximating Measures, Geometric Shapes and Properties, Customizing and Metric Measurement and Spatial Relations.

Indicators of Success

- Improvement in year long assessments
- Data results from teacher Professional Growth Goals
- Local formative assessments by all Math / Science teachers
- Results of CBAS testing in Math, Reading and Writing
- Grading and assessments from Art and Technology teachers
- Progress monitoring by intervention tutors.
- An increase in overall student achievement as measured by state testing

Somers High School Building Goal

Improve academic performance across all content areas as measured by national (PSAT, SAT, AP), state (CTE, CAPT, Physical Fitness) and departmental assessments.

Department Goals

1. English department will raise grammar scores by 5% for 2010-11.
2. Social Studies department will raise writing scores by 5% for 2010-11.
3. Science department will increase the CAPT strand, “Chemical Structures and Properties” by .5 points for 2010-11. Additionally, they will increase open-ended responses on the Pre-CAPT by 10% for 2010-11.

Department Goals

1. Math department will increase the mean math scores on 9th/10th grade portfolio projects by 5%. Additionally, they will increase the mean SAT math score by 5%.
2. The CCC will work to increase the acceptance rate of students at their top choices for post-secondary education.
3. World Language, Business and Art departments will increase CAPT “Reading for Information” scores by 5% for 2010-11.
4. Physical Education/Health department will increase overall student performance by 5% on the Connecticut Physical Fitness Assessment for 2010-2011.
5. Tech Ed and Foods will increase CTE (NOCTI) scores by 5% for 2010-11.
6. All students will demonstrate preparedness for post-secondary education/training and employment through the development of a comprehensive transition program at Somers High School, as measured by student survey and parent questionnaire.
7. Increase the number of concert scales in an instrumentalists Repertoire by 5% (Band) and improve the accuracy of sight-reading by 5% (Chorus).

Rationale

The first step to improving student performance is to determine our areas of need. Data from a variety of sources will allow us to look at student performance over a broad spectrum.

Departments will use data to establish growth areas. Benchmark tests will be constructed and progress-monitoring tools will be utilized. Data analysis will be ongoing.

Indicators of Success

Improvement in year long assessments

Data results from teacher Professional Growth Goals

Monthly Data Analysis Review with departments to examine academic progress of students

Monthly meetings with team leaders to assess goal progress

An increase in overall student achievement as measured by state testing

Technology and Information Services Goal

To develop, implement, and troubleshoot a K-3 standards based report card within PowerSchool.

Rationale

A standards based report card will enable both the family and student to understand the student's achievement and to know what is required for future progress toward grade level standards

Indicators of Success

An increased awareness of what is required for grade level achievement on the part of parents and students.

Pupil Services/Curriculum Goal

To improve student performance on the CAPT and CMT by implementing an effective intervention process.

Rationale

As a district we need to more efficiently and effectively meet students' academic and behavioral needs while maximizing human and monetary resources.

Indicators of Success

- Test score data from CMT/CAPT and other state (e.g. CBAS and LAS Links) assessments;
- Local assessments (DRP, DIBELS, maze fluency passages, AIMSweb, Jerry Johns Reading Inventory assessments, writing portfolios, mid-term and final exams, etc.); and
- Feedback from parent/guardian surveys and workshops.
- Feedback from teachers and administrators regarding the utility of data derived from the assessments and intervention process.

Somers Board of Education General Budget Treasury Warrant

Report # 8623

Check Batch: 3009
 Check Header: (N / A)
 Check Numbers: (First) - (Last)
 Check Dates: (Earliest) - (Latest)
 Cash Account Numbers: (First) - (Last)
 Bank Account Code: (N/A)
 Check Authorization Code: AP GB
 Minimum Check Amount: \$0.00
 Sorted By:
 Include Payable Information: No
 Include Payable Dist Information: No
 Include Authorization Information: Yes

Batch #	Check #	Check Date	Vendor Code	Vendor Name	Electronic Amount	Check Amount
---------	---------	------------	-------------	-------------	-------------------	--------------

Approved by:  Date: 10/20/10

 William B. Boutwell, Director of Business Services

3009	2028	10/25/2010	V52670	Amazon	0.00	1,267.25
	2030	10/25/2010	V52306	Ameripride	0.00	54.41
	2031	10/25/2010	V00045	ASCD	0.00	89.00
	2032	10/25/2010	V60371	Barco Products Company	0.00	451.50
	2033	10/25/2010	V60362	Booksource Inc., The	0.00	1,123.68
	2034	10/25/2010	E00025	Boutwell, Bill	0.00	175.38
	2035	10/25/2010	E00032	Brown, Mark	0.00	49.00
	2036	10/25/2010	M54301	C & A Distributors, Inc.	0.00	180.00
	2037	10/25/2010	E00047	Campanelli, Anthony	0.00	9.00
	2038	10/25/2010	V00159	Connecticut Light & Power	0.00	162.54
	2039	10/25/2010	V02198	The Connecticut Water Company	0.00	2,777.86
	2040	10/25/2010	V60205	CPI Qualified Plan Consultants, Inc.	0.00	81.00
	2041	10/25/2010	V60105	Design Workshop, Inc	0.00	328.90
	2042	10/25/2010	V02359	Downes & Reader Hardwood	0.00	408.00
	2043	10/25/2010	E00095	Drummey, Andrew	0.00	36.50
	2044	10/25/2010	E00096	Duffy, Margaret	0.00	45.00
	2045	10/25/2010	V54168	First Student, Inc	0.00	4,946.70
	2046	10/25/2010	V00314	Follett Library Resources	0.00	15.59
	2047	10/25/2010	V53718	Free Spirit Publishing	0.00	107.46
	2048	10/25/2010	V01830	Gerry's Music Shop, Inc.	0.00	570.00

Somers Board of Education General Budget Treasury Warrant

Report # 8623

Batch #	Check #	Check Date	Vendor Code	Vendor Name	Electronic Amount	Check Amount
	2049	10/25/2010	E00121	Goduti, Philip	0.00	36.60
	2050	10/25/2010	V54081	Graduate Pest Solutions	0.00	158.00
	2051	10/25/2010	V00511	Grainger	0.00	48.38
	2052	10/25/2010	E00126	Grenier, Lisa	0.00	33.00
	2053	10/25/2010	V60087	Harbor Freight Tools	0.00	161.76
	2054	10/25/2010	V01790	Heinemann	0.00	297.99
	2055	10/25/2010	V60290	Highsmith	0.00	276.84
	2056	10/25/2010	V54063	HSABank	0.00	13.50
	2057	10/25/2010	V60043	IVEY Industries	0.00	22.94
	2058	10/25/2010	V02625	K & S Distributors	0.00	159.11
	2059	10/25/2010	V01777	Lakeshore Learning	0.00	178.50
	2060	10/25/2010	E00187	Legg, Karen	0.00	31.01
	2061	10/25/2010	V02035	Lloyd's Power Equipment	0.00	48.25
	2062	10/25/2010	E00207	Machacek, Joan	0.00	9.00
	2063	10/25/2010	V54204	Mechanical & Pump Services, Inc	0.00	3,818.70
	2064	10/25/2010	V00827	Moore Medical Corp.	0.00	276.95
	2065	10/25/2010	E00234	Morrow, Jim	0.00	286.55
	2066	10/25/2010	V01013	NASCO Fort Atkinson	0.00	1,305.87
	2067	10/25/2010	E00247	Oliver, Jennifer	0.00	36.00
	2068	10/25/2010	V01163	PermaBound Books	0.00	278.26
	2069	10/25/2010	V52686	Plimpton & Hills	0.00	664.00
	2070	10/25/2010	V60355	Primary Concepts	0.00	1,293.60
	2071	10/25/2010	V02834	R. Pettee Electric L.L.C.	0.00	112.25
	2072	10/25/2010	V60375	RedPup Productions	0.00	402.95
	2073	10/25/2010	V00978	Resources for Educators	0.00	217.00
	2074	10/25/2010	V51134	Richco Products, Inc.	0.00	81.28
	2075	10/25/2010	V52476	River Valley Lawn Care LLC	0.00	817.93
	2076	10/25/2010	V60116	Scantron	0.00	830.48
	2077	10/25/2010	V00615	Scholastic, Inc.	0.00	3,423.89
	2078	10/25/2010	V01292	School Specialty, Inc.	0.00	120.05
	2079	10/25/2010	E00300	Selley, Su	0.00	37.50
	2080	10/25/2010	V60056	Sexauer	0.00	173.08
	2081	10/25/2010	V60365	Shop Outfitters	0.00	761.30
	2082	10/25/2010	V02404	Somers Ace Hardware	0.00	336.61
	2083	10/25/2010	V00886	Somers Lunch Program	0.00	10.50
	2084	10/25/2010	V01307	Teacher's Discovery	0.00	66.40
	2085	10/25/2010	V60374	Tecta America New England LLC	0.00	2,440.36

Somers Board of Education General Budget Treasury Warrant

Report # 8623

Batch #	Check #	Check Date	Vendor Code	Vendor Name	Electronic Amount	Check Amount
	2086	10/25/2010	V53915	Treasure Bay, Inc.	0.00	219.56
	2087	10/25/2010	M53099	Tull Brothers, Inc.	0.00	195.00
	2088	10/25/2010	V21164	Unum Life Insurance Company of America	0.00	3,829.57
	2089	10/25/2010	V60366	Video Direct Electronics	0.00	82.58
	2090	10/25/2010	V54334	VoiceThread	0.00	240.00
	2091	10/25/2010	E00342	Walker, Alan	0.00	198.04
	2092	10/25/2010	V02738	William V. MacGill & Co.	0.00	575.25
Totals:					0.00	\$37,485.16

64 Checks Listed.

Somers Board of Education General Journal Register

Report # 8620
Batch: 2953
Transaction: N/A
Show Summary Only: Yes

Batch #	Control Total	Status	Created By	Created On	Last Updated By	Last Updated On
2953	\$37,485.16	Posted	lbergamini	10/15/2010	lbergamini	10/20/2010

General Ledger Distribution Summary						
Period, Fiscal Year			DTF	Over		
Account Number	Account Description		Base	Budget	Debits	Credits
October, 2011						
Generated Distributions						
10-000-0-0-00-000-710-00-0-00000	ENCUMBRANCE CONTROL				36,809.86	0.00
10-000-0-0-00-000-720-00-0-00000	RESERVE FOR ENCUMBRANCE				0.00	36,809.86
	Total Generated Distributions				<u>\$36,809.86</u>	<u>\$36,809.86</u>
User-Entered Distributions						
10-000-0-0-00-000-241-00-0-00000	ACCOUNTS PAYABLE				29.10	0.00
10-000-0-0-00-000-241-00-0-00000	ACCOUNTS PAYABLE				0.00	37,514.26
10-100-2-2-02-242-611-01-5-00161	K-5 - ART SUPPLIES				1,305.87	0.00
10-100-2-2-16-242-611-01-5-00722	K-5 - LANGUAGE ARTS SUPPLIES				237.93	0.00
10-100-2-2-20-242-611-01-5-00169	K-5 - MUSIC SUPPLIES				570.00	0.00
10-100-2-2-26-220-641-01-5-00105	K-5 - LANGUAGE ARTS TEXTBOOK				7,308.72	0.00
10-100-2-2-26-220-641-01-5-00105	K-5 - LANGUAGE ARTS TEXTBOOK				0.00	29.10
10-100-2-3-48-242-611-01-5-01218	MA - HEALTH & LIFE SKILLS				49.00	0.00
10-100-2-4-12-220-641-01-5-00131	HS - TECH ED TEXT				441.95	0.00
10-100-2-4-12-242-611-01-5-00183	HS - TECHNOLOGY ED SUPPLIES				569.76	0.00
10-100-2-4-28-242-611-01-5-00206	HS - SCIENCE SUPPLIES				31.01	0.00
10-100-2-4-66-730-730-01-5-00616	HS - TECH ED REPLACEMENT				682.30	0.00
10-100-2-5-14-241-611-01-5-00873	SW - GENERAL COMPUTER SUPPLIES				286.55	0.00
10-100-2-5-44-242-611-03-5-00222	SW - A.V. SUPPLIES				830.48	0.00
10-100-2-5-81-242-611-01-5-00860	SW - INTERVENTION SUPPLIES				210.00	0.00
10-100-2-9-16-242-611-01-5-00179	SW - LITERACY SUPPLIES				87.99	0.00
10-100-8-4-66-910-730-01-5-00607	HS CAPITAL OUTLAY				451.50	0.00
10-120-9-9-98-242-611-01-5-00231	HS - ALP I SUPPLIES				66.40	0.00
10-212-2-3-46-242-611-02-5-00224	MA - GUIDANCE INSTRUCT. SUPPLY				217.00	0.00
10-213-3-4-48-421-323-02-5-01146	SW HEALTH SUPPLIES				852.20	0.00
10-213-3-5-48-421-730-02-5-01076	SW - HEALTH EQUIPMENT				390.24	0.00
10-221-1-2-50-251-580-05-5-00260	K-5 - PRINCIPAL'S TRAVEL				36.00	0.00
10-221-1-4-50-251-580-05-5-00267	HS - TRAVEL/IN-SERVICE				169.10	0.00
10-222-2-2-52-231-690-03-5-00151	K-5 - OTHER LIBRARY SUPPLIES				276.84	0.00
10-222-2-5-14-233-611-03-5-00150	SW - COMPUTER SOFTWARE				240.00	0.00
10-231-1-5-74-134-330-10-5-00045	B.O.E. - OTHER PROF. SERVICES				81.00	0.00

Somers Board of Education General Journal Register

Report # 8620

Batch #	Control Total	Status	Created By	Created On	Last Updated By	Last Updated On
2953	\$37,485.16	Posted	lbergamini	10/15/2010	lbergamini	10/20/2010
		B.O.E. - SUPPLIES			10.50	0.00
		CO - INSTITUTIONAL DUES			89.00	0.00
		CO - TRAVEL/IN-SERVICE			37.50	0.00
		K-5 - OFFICE SUPPLIES			120.05	0.00
		K-5 - FORMS & PRINTING			328.90	0.00
		CO - FORMS & PRINTING			175.38	0.00
		K-5 BUILDING REPAIRS		Yes	4,482.70	0.00
		HS - TECHNOLOGY ED MAINTENANCE			62.94	0.00
		HS - QUANTITY FOODS MAINT.			54.41	0.00
		SW - A.V. MAINTENANCE			82.58	0.00
		SW - CUSTODIAL SUPPLIES			137.46	0.00
		HS - BUILDING MAINTENANCE			355.63	0.00
		SW - EQUIPMENT REPAIR			151.18	0.00
		SW - GROUNDS KEEP			817.93	0.00
		SW - ROOF REPAIR			2,440.36	0.00
		SW - GENERAL REPAIR			497.30	0.00
		SW - GENERAL PAINT			19.31	0.00
		SW - EXTERMINATING			158.00	0.00
		SW - PLUMBING SUPPLIES			173.08	0.00
		MAINTENANCE - ELECTRICITY			162.54	0.00
		SW - WATER		Yes	2,777.86	0.00
		SP ED - TRANSPORTATION AIDE			4,258.50	0.00
		HS - ATHLETIC TRIPS			688.20	0.00
		L.T.D.		Yes	3,829.57	0.00
		SW - HEALTH SAVINGS ACCOUNT		Yes	13.50	0.00
		HS - ATHLETIC SUPPLIES			198.04	0.00
					<u>37,543.36</u>	<u>37,543.36</u>
					<u>\$74,353.22</u>	<u>\$74,353.22</u>
					<u>\$74,353.22</u>	<u>\$74,353.22</u>

211 Transactions Listed.

FALL 2010 LONG RANGE PLAN SUMMARY (10/25/10)

	<u>FY2011-12</u>	<u>FY2012-13</u>	<u>FY2013-14</u>	<u>FY2014-15</u>	<u>FY2015-16</u>
Staffing	\$3,000	\$70,000	\$218,000	\$44,000	\$0
Textbooks	\$80,000	\$80,000	\$80,000	\$80,000	\$80,000
Programs	\$32,700	\$31,300	\$19,900	\$19,500	\$16,000
Facilities/Capital Planning	\$10,800	\$190,000	\$229,300	\$163,300	\$73,600
Equipment/Technology	\$116,300	\$134,000	\$145,900	\$122,900	\$96,300
Total	\$242,800	\$505,300	\$693,100	\$429,700	\$265,900

Changes to Fall 2010 from 9/27/10 (incorporated above)

Programs					
Kindergarten Lavatories					-\$80,000
Kindergarten Furniture					-\$6,000
Facilities/Capital Planning					
Kindergarten Lavatories			\$6,000		
SES Generator		\$42,000			
SES Fire Alarm		\$26,000			\$22,000
SES Gym Floor					
SHS Fire Alarm		\$26,000			
SHS Gym Floor					\$28,000

FALL 2009 LONG RANGE PLAN SUMMARY

	<u>FY2011-12</u>	<u>FY2012-13</u>	<u>FY2013-14</u>	<u>FY2014-15</u>
Staffing	\$0	\$30,000	\$0	\$0
Textbooks	\$83,000	\$80,000	\$80,000	\$80,000
Programs	\$6,100	\$9,500	\$99,300	\$8,200
Facilities/Capital Planning	\$34,200	\$118,900	\$258,500	\$93,200
Equipment/Technology	\$113,500	\$134,800	\$141,600	\$155,000
Total	\$236,800	\$373,200	,400	\$336,400

**Somers Public Schools
Long Range Plan -- FY 2012-2016**

Staffing

Item/Project	FY2011-12 ##	FY2012-13	FY2013-14	FY2014-15	FY2015-16
SW .5 FTE Social Worker		32,000			
SES 2.0 FTE Full Day Kindergarten*			100,000		
SES .75 Paraprofessionals (2)		16,000	16,000		
SHS .5 FTE Social Studies Teacher (enrollment)		22,000			
SHS .2 FTE Art Teacher (enrollment)			10,000		
SHS .5 FTE World Language Teacher (potential)				22,000	
SDE increased graduation requirements					
SHS .5 FTE Math Teacher (potential)				22,000	
SDE increased graduation requirements					
SHS 1.0 FTE Writing Center Paraprofessional			20,000		
SHS .6 FTE In School Suspension Paraprofessional			12,000		
SHS SAT Prep Math	1,500				
SHS SAT prep English	1,500				
SW 1.0 FTE Licensed Maintenance			60,000		
	3,000	70,000	218,000	44,000	0

Hiring freeze; mandated/emergency positions only

* Additional full day kindergarten costs under Facilities/Capital Planning

**Somers Public Schools
Long Range Plan -- FY 2012-2016**

Facilities/Capital Planning

Item/Project	FY2011-12	FY2012-13	FY2013-14	FY2014-15	FY2015-16
SES Full Day Kindergarten Furniture			6,000		
SES Office Floor Replacement			3,000		
SES Classroom Floor Replacement (7 areas)	3,000	3,000	5,000		
SES Gym Doorway		7,000			
SES Courtyard Doorway		3,500			
SES Security Camera	2000				
SES Bleacher Replacement			50,000		
SES Auditorium Screen		8,200			
SES Auditorium Air Conditioning				40,000	
SES Cafeteria Tables		3,000	4,500		
SES Lavatory Partitions		10,000	10,000	10,000	10,000
SES Generator		42,000			
SES Gym Floor				22,000	
SES Fire Alarm		26,000			
SHS Art (tables/chairs/work surfaces)		4,000	4,300	3,300	
SHS Food Service (ovens/dishwashers/broiler)		6,000	3,500	6,000	3,600
SHS Food Service (cabinets/countertops)				12,000	10,000
SHS Science (hgt water 3 classrooms)			3,000		
SHS Writing Center Lab		2,000	2,000		
SHS Music Stage Door	2,800				
SHS Baseball Field		30,000			
SHS Outdoor Bleachers			50,000	50,000	50,000
SHS Wrestling Mats		14,300			
SHS Long Jump Pit		5,000			
SHS Gym Floor			28,000		
SHS Fire Alarm		26,000			

**Somers Public Schools
Long Range Plan -- FY 2012-2016**

Facilities/Capital Planning

SW Maintenance Toro Mower			60,000		
SW Baseball Field Groomer				20,000	
SW Maintenance Garage Security	3,000		X		
SW Resurface Student Parking Lot			X	X	
SW Crack Sealing					
SW Network Upgrade (2018 \$50,000)					
	10,800	190,000	229,300	163,300	73,600

SES Media Center Roof (replacement cycle) 78,000
 SES Gym Roof (replacement cycle) 182,000
 SHS Roof (replacement cycle) 590,000-1,155,000
 SHS Track Repair/Resurfacing 50,000-275,000

**Somers Public Schools
Long Range Plan -- FY 2012-2016**

Equipment/Technology

Item/Project	FY2011-12	FY2012-13	FY2013-14	FY2014-15	FY2015-16
SHS PE/Health/Fitness (fitness room/heart monitors)		2,400	18,000	18,000	
SHS Social Studies (cameras/tables)			1,200		
SHS Art (clay wheels/printers/computers)	1,700	2,900	2,500	1,200	
SHS Food Service (stove/chairs/tables)	2,700	600	1,800	2,400	
SHS Scienc (microscopes/scales/software)	400	1,300	1,300	1,300	1,300
SHS Business (software)	500	1,000			
SHS English (writing center computers)		12,500	12,500		
SHS Math (software)	800	1,300			
SHS Music (instruments)	3,200	5,000	2,600	5,000	
SW Sound Field Systems	12,000	12,000	11,000		
SW Computer Replacement	65,000	65,000	65,000	65,000	65,000
SW New Technology Projectors (SES/MBA)	30,000	30,000	30,000	30,000	30,000
Smartboards (SES/SHS)					
	116,300	134,000	145,900	122,900	96,300

2010 LONG RANGE PLAN

STAFFING

Social Worker

Current staff level is 1.5 FTE. Salary is \$104,055.

World Language/Math Positions

“Potential” added to SDE language.

Writing Center Paraprofessional

The writing center lab will be staffed all day by a paraprofessional to assist students with writing assignments in English, and non-English, courses. Students will have access to the lab during study halls, providing a quiet space to work on a paper and/or receive assistance in writing that paper. As a possible alternative to a paraprofessional, or in addition to, teaching staff could possibly cover the lab as duty.

In-School Suspension Paraprofessional

Working closely with the Assistant Principal, the paraprofessional would supervise the in-school suspension program. The paraprofessional would maintain an academic environment and provide consistent discipline. He/she would ensure students have academic work to be complete and assist in collecting work as necessary. This position would eliminate six teaching staff duty periods dedicated to in-school suspension. That time could be redirected to address other student needs.

SAT Prep Placement

The SAT Prep program remains part of the curriculum at .25 English and .25 Math. Students must take both segments and earn .5 credits. Due to the fact that scheduling students in to this course can be difficult, offering an after school (evening) option would benefit many. Student funding is a possibility however to keep student costs reasonable, the recommendation has been brought forward to have the Board offset some of the cost. As the program builds and more students attend, the Board could consider reducing its costs proportionately.

Licensed Maintenance

This position would address needs the district has regarding HVAC (heat, ventilation, air conditioning), refrigeration, electrical and plumbing. The current maintenance position on staff handles a number of “journeyman/handyman” needs. The licensed maintenance position would be a more skilled position requiring licensing in some or all of the disciplines referenced above. Currently we contract out essentially 100% of these needs. At the minimum this position would handle the majority of our annual maintenance/service needs. This position would also be able to handle a significant number of “routine repairs” that are contracted out. The Town finds itself in a similar position and would be interested in exploring a shared position. Other than major repairs (for example, replacing a boiler at the high school) it is envisioned that this position would meet a substantial number of the current needs of the district.

2010 LONG RANGE PLAN

2013-14 Funding

Staffing increases may be mitigated by declining enrollments that would allow staffing reductions to absorb SES kindergarten and paraprofessional positions. SHS art staffing could also potentially be absorbed through enrollment driven staffing changes. SHS paraprofessional staffing will be reviewed based upon the district's financial position at that time. There is flexibility in the timing of the maintenance position and prior to filling a detailed cost analysis would be performed.

PROGRAMS

Full Day Kindergarten

See attached document regarding full-day kindergarten data.

The full-day kindergarten program most likely will be pushed out by at least one additional year. The expectation is that we will assess the economic implications within the town and state to determine the best time to implement this program.

Lavatories & Furniture

Upon further review with the SDE, classroom kindergarten lavatories are not required and have been removed as a request. Furniture has been moved to Facilities/Capital Planning.

The facilities request for the kindergarten program will be modified. After speaking with Mr. Richard Snedeker at the CSDE regarding kindergarten classroom requirements it was determined that "in classroom lavatories" and doors with "direct egress" outside of the building are not needed in kindergarten classrooms. Therefore, the facilities request for this program will be removed.

2010 vs. 2009 Cost Estimates

When comparing the 2009 LRP with the 2010 LRP cost estimates variations in figures will clearly be noticed as a result of cuts to the CIP and operations budget for the school department. during this period of time we have either moved requests out into later years, modified, or eliminated some LRP items (e.g. media center HVAC, floor replacement).

Math Workbooks

At this time the math workbooks request remains part of the LRP. Inclusion is consistent with how textbooks are handled, also an operating budget expense. Should the Board wish, this item will be removed.

Curriculum Writing

With the change in the State's ELA, Math and Science curricula as well as the change in the graduation requirements, teacher's will need time to learn the new frameworks and develop lessons that go with them. Projected schedule detailed below.

2010 LONG RANGE PLAN

FY2012: Business and School Counselors will complete the revision of their curricula. English-Language Arts and Math teachers will begin the K-12 revision process.

FY2013: English-Language Arts and Math teachers will complete the K-12 revision process. Science and Social Studies teachers will begin the K-12 revision process.

FY2014: Science and Social Studies teachers will complete the K-12 revision process.

FY2015: TIDE, Food Service and World Language will undergo curriculum revision.

FY2016: Health, PE and Life Skills will undergo curriculum revision.

2010 LONG RANGE PLAN

FACILITIES/CAPITAL PLANNING

SES Roofs

The town has appropriated \$130,000 for media center & gym roofs at the elementary school. During the past couple of years a concerted effort has been made to address any leaking issues in these areas. Progress has been made. From a financial perspective it would be more cost effective to combine these areas into a total roof replacement at the 20 year mark in 2015-16. The one area of the building that would be excluded would be the 4th grade wing which reaches the 20 year mark in 2026-27. A projected timetable for roof renovation and replacement at each building was submitted to the Boards of Education and Finance in the Fall 2009.

2009 vs. 2010 Changes

Ongoing review of needs and requests has required modification in amounts and timing from 2009 to 2010. For example, the SES media center air conditioner (\$25,000) in the 2009 plan has been removed as the problem was solved without the need for total replacement of the unit. In addition, the SES media center floor replacement (\$6,000) was completed. Through the support of the SEF, SHS acquired a number of projectors and, as a result, this request was eliminated also.

Unified Sports

This request was removed based upon the fact that there are no documented requests from the high school or the community to run a Unified Sports program. Also, there have not been any requests for students to participate in such a program as outlined by the CIAC.

Lavatory Partitions

Existing lavatory partitions were installed in 1995. They are metal construction with rust and corrosion. The request calls for replacement over a four year period (1st grade, 2nd/3rd grades, 5th grade, gym hallway) with rust-resistant, non-corrosive solid polymer (hard plastic) materials. The 4th grade wing was installed in 2006.

Generator, Fire Alarm & Gym Floor

Capital forms attached.

Food Service Program

Enrollment for the past two years and 2010-11. Each section is a double block. Based upon history future enrollment should be similar to data below.

	<u>2008-9</u>	<u>2009-10</u>	<u>2010-11</u>
Food Service I (2 sections)	12/16	10/13	11/13
Food Service II (1 section)	6	13	8



Somers High School
October 19, 2010

SHS Alumni Survey 2008 (2008 - 2008)
Response set 1

In-progress: 1 Completed: 19 Not Started: 104

1. What year did you graduate?



2. Are you male or female?

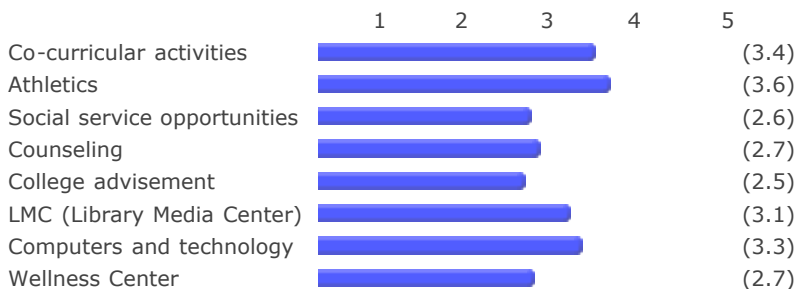


3. How would you compare the amount, level and type of work at your college to that in which you were asked to do at SHS?



4. How would you rate the following SHS services? (1 = low, 5 = high)

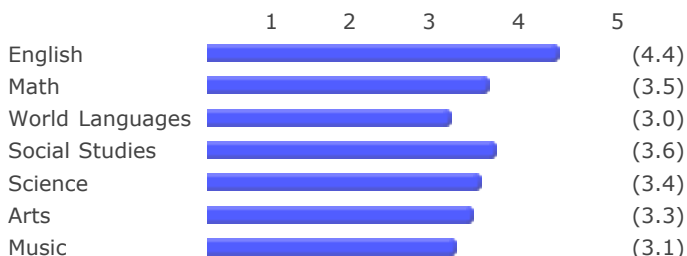
Average Rank



TOTAL RESPONDED: 19

5. Based upon your college experiences, how would you rate your high school preparation in the following areas? (1 = low, 5 = high)

Average Rank







Health/PE  (2.7)
 Business  (3.1)

TOTAL RESPONDED: 19


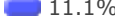




6. If you have any comments about your ratings in the above question, enter them here:

Total responses: 6 (0%)







7. What comments do you have about the rigor of your academic program at SHS?

I should have been encouraged to take a more challenging program  36.8% (7)
 My academic program was appropriately challenging  52.6% (10)
 My academic program was more challenging than necessary  10.5% (2)
TOTAL RESPONDED  100% (19)







8. Please comment on your academic stress level in high school and college.

College is much more stressful than high school  61.1% (11)
 College is a little more stressful than high school  11.1% (2)
 My academic stress level was about the same in high school as it is in college  11.1% (2)
 High school was a little more stressful than college  16.7% (3)
 High school was much more stressful than college  0% (0)
TOTAL RESPONDED  100% (18)



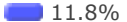



9. What was your college GPA at the end of your first semester or trimester?

4.0-3.5  42.1% (8)
 3.4-3.0  31.6% (6)
 2.9-2.5  26.3% (5)
 2.4-2.0  0% (0)
 Below 2.0  0% (0)
TOTAL RESPONDED  100% (19)

10. What was your GPA at the end of your first year?

4.0-3.5  36.8% (7)
 3.4-3.0  36.8% (7)
 2.9-2.5  26.3% (5)
 2.4-2.0  0% (0)
 Below 2.0  0% (0)
TOTAL RESPONDED  100% (19)








11. What was your cumulative GPA after your second year of college?

4.0-3.5  29.4% (5)
 3.4-3.0  52.9% (9)
 2.9-2.5  11.8% (2)
 2.4-2.0  5.9% (1)
 Below 2.0  0% (0)
TOTAL RESPONDED  100% (17)

12. How did your college/university grades compare to your SHS grades?

My college grades are better  36.8% (7)
 My college and SHS grades were about the same  31.6% (6)
 My SHS grades were better  31.6% (6)
TOTAL RESPONDED  100% (19)

13. My college major is

Undecided  5.6% (1)
 Ag/natural resouces  0% (0)
 Architecture/design  5.6% (1)
 The Arts  0% (0)
 Biological/life sciences  0% (0)
 Business/management  11.1% (2)
 Communications  11.1% (2)

Computer/information systems	0%	(0)
Education	5.6%	(1)
Engineering	11.1%	(2)
Foreign languages	0%	(0)
Interdisciplinary Studies	5.6%	(1)
Health sciences/services	5.6%	(1)
Math	0%	(0)
Philosophy/religion/theology	0%	(0)
Physical sciences	0%	(0)
Social/behavioral sciences & history	5.6%	(1)
Other	33.3%	(6)
TOTAL RESPONDED	100%	(18)

14. How many times have you changed your major since entering college?

None	57.9%	(11)
once	42.1%	(8)
twice	0%	(0)
three or more	0%	(0)
TOTAL RESPONDED	100%	(19)

15. If you changed your major, please comment on the reason for the change.

Total responses: 6 (0%)

16. How successful have you been at adjusting, fitting in, and developing friendships?

My adjustment has been better than average	44.4%	(8)
About like most other college students	50%	(9)
It has been difficult for me	5.6%	(1)
TOTAL RESPONDED	100%	(18)

17. Overall, my college experience has been

Great	61.1%	(11)
Good	22.2%	(4)
So-so	16.7%	(3)
Not so good	0%	(0)
A disaster	0%	(0)
TOTAL RESPONDED	100%	(18)

18. What else could SHS have done to improve your social adjustment in college?

Nothing much; I had to learn this for myself	70.6%	(12)
More seminars or presentations on college life	23.5%	(4)
More information on drugs and alcohol	5.9%	(1)
More information on sexuality issues such as safer sex, gay issues, and date rape	23.5%	(4)
TOTAL RESPONDED	100%	(17)

19. How satisfied are you with the university you have chosen to attend?

I cannot imagine being anywhere else	47.4%	(9)
I love it here	15.8%	(3)
It is really good	10.5%	(2)
It is okay	21.1%	(4)
I am not happy	5.3%	(1)
TOTAL RESPONDED	100%	(19)

20. I am considering or have transferred to a different college or university




Yes	16.7%	(3)
No	83.3%	(15)
TOTAL RESPONDED	100%	(18)

21. If you answer yes to the transfer question, please explain your reason.

Total responses: 3 (0%)

22. What best describes your university plans (Tick all that apply)

I am working on a Bachelors	100%	(18)
-----------------------------	------	------

I have a Bachelors	0%	(0)
I am working on a masters	0%	(0)
I have an Master	0%	(0)
I plan to get a Masters	 55.6%	(10)
I plan to get another advanced degree	 38.9%	(7)
TOTAL RESPONDED	 100%	(18)





23. **Did you take a GAP year from university (either before or during)?**

Yes	 5.6%	(1)
No	 94.4%	(17)
TOTAL RESPONDED	 100%	(18)














24. **If yes to the GAP year question, what did you do in that time?**

Total responses: 1 (0%)

25. **Do you feel more or less prepared than your fellow student, coworkers, or servicemen/women who attended a different high school?**

More	 26.3%	(5)
Less	 15.8%	(3)
Same	 57.9%	(11)
TOTAL RESPONDED	 100%	(19)

26. **Area(s) of SHS that could be improved to better prepare you for post high school life:**

Administration	 84.2%	(16)
English	 31.6%	(6)
Social Studies	 10.5%	(2)
Science	 26.3%	(5)
Mathematics	 21.1%	(4)
World Language	 21.1%	(4)
Tech Ed	 5.3%	(1)
Art	 5.3%	(1)
Business	0%	(0)
CCC	 52.6%	(10)
Music	 5.3%	(1)
PE/Health	 5.3%	(1)
Food Service	0%	(0)
Special Education Services	 5.3%	(1)
TOTAL RESPONDED	 100%	(19)

27. **If you selected an area from the above list, please comment on the need for improvement.**

Total responses: 11 (0%)

28. **Is there anything else that you would like to tell us? Any comments/suggestions on how SHS could improve?**

Total responses: 7 (0%)



Somers High School
October 19, 2010




SHS Alumni Survey (2009 - 2009)
Response set 1

In-progress: 9 Completed: 28 Not Started: 115





1. What year did you graduate?

2007	0%	(0)
2008	0%	(0)
2009		100% (30)
TOTAL RESPONDED		100% (30)

2. Are you male or female?









Female		66.7% (20)
Male		33.3% (10)
TOTAL RESPONDED		100% (30)

3. How would you compare the amount, level and type of work at your college to that in which you were asked to do at SHS?

More work has been required at college		73.3% (22)
The work load has been about the same		20% (6)
More work was required at SHS		6.7% (2)
TOTAL RESPONDED		100% (30)

4. How would you rate the following SHS services? (1 = low, 5 = high)








Average Rank

	1	2	3	4	5	
Co-curricular activities						(3.4)
Athletics						(3.7)
Social service opportunities						(3.2)
Counseling						(3.4)
College advisement						(3.0)
LMC (Library Media Center)						(3.9)
Computers and technology						(4.0)
Wellness Center						(3.3)

TOTAL RESPONDED: 30

5. Based upon your college experiences, how would you rate your high school preparation in the following areas? (1 = low, 5 = high)

Average Rank

	1	2	3	4	5	
English						(4.2)
Math						(3.9)
World Languages						(3.6)
Social Studies						(3.8)
Science						(3.7)
Arts						(3.6)
Music						(3.3)





Health/PE  (4.0)
 Business  (3.5)

TOTAL RESPONDED: 30







6. If you have any comments about your ratings in the above question, enter them here:

Total responses: 9 (0%)





7. What comments do you have about the rigor of your academic program at SHS?

I should have been encouraged to take a more challenging program  13.8% (4)
 My academic program was appropriately challenging  82.8% (24)
 My academic program was more challenging than necessary  3.4% (1)
TOTAL RESPONDED  100% (29)





8. Please comment on your academic stress level in high school and college.

College is much more stressful than high school  32.1% (9)
 College is a little more stressful than high school  28.6% (8)
 My academic stress level was about the same in high school as it is in college  21.4% (6)
 High school was a little more stressful than college  7.1% (2)
 High school was much more stressful than college  10.7% (3)
TOTAL RESPONDED  100% (28)




9. What was your college GPA at the end of your first semester or trimester?

4.0-3.5  44.4% (12)
 3.4-3.0  40.7% (11)
 2.9-2.5  14.8% (4)
 2.4-2.0 0% (0)
 Below 2.0 0% (0)
TOTAL RESPONDED  100% (27)

10. What was your GPA at the end of your first year?

4.0-3.5  33.3% (2)
 3.4-3.0  50% (3)
 2.9-2.5  16.7% (1)
 2.4-2.0 0% (0)
 Below 2.0 0% (0)
TOTAL RESPONDED  100% (6)




11. What was your cumulative GPA after your second year of college?

4.0-3.5  50% (1)
 3.4-3.0  50% (1)
 2.9-2.5 0% (0)
 2.4-2.0 0% (0)
 Below 2.0 0% (0)
TOTAL RESPONDED  100% (2)

12. How did your college/university grades compare to your SHS grades?

My college grades are better  33.3% (9)
 My college and SHS grades were about the same  40.7% (11)
 My SHS grades were better  25.9% (7)
TOTAL RESPONDED  100% (27)

13. My college major is

Undecided  20% (6)
 Ag/natural resouces 0% (0)
 Architecture/design 0% (0)
 The Arts 0% (0)
 Biological/life sciences  20% (6)
 Business/management  10% (3)
 Communications 0% (0)

Computer/information systems	3.3%	(1)
Education	6.7%	(2)
Engineering	3.3%	(1)
Foreign languages	0%	(0)
Interdisciplinary Studies	0%	(0)
Health sciences/services	3.3%	(1)
Math	0%	(0)
Philosophy/religion/theology	0%	(0)
Physical sciences	10%	(3)
Social/behavioral sciences & history	6.7%	(2)
Other	16.7%	(5)
TOTAL RESPONDED	100%	(30)

14. How many times have you changed your major since entering college?

None	88.9%	(24)
once	7.4%	(2)
twice	3.7%	(1)
three or more	0%	(0)
TOTAL RESPONDED	100%	(27)

15. If you changed your major, please comment on the reason for the change.

Total responses: 3 (0%)

16. How successful have you been at adjusting, fitting in, and developing friendships?

My adjustment has been better than average	50%	(13)
About like most other college students	38.5%	(10)
It has been difficult for me	11.5%	(3)
TOTAL RESPONDED	100%	(26)

17. Overall, my college experience has been

Great	48.1%	(13)
Good	40.7%	(11)
So-so	7.4%	(2)
Not so good	3.7%	(1)
A disaster	0%	(0)
TOTAL RESPONDED	100%	(27)

18. What else could SHS have done to improve your social adjustment in college?

Nothing much; I had to learn this for myself	92.3%	(24)
More seminars or presentations on college life	11.5%	(3)
More information on drugs and alcohol	3.8%	(1)
More information on sexuality issues such as safer sex, gay issues, and date rape	15.4%	(4)
TOTAL RESPONDED	100%	(26)

19. How satisfied are you with the university you have chosen to attend?

I cannot imagine being anywhere else	14.8%	(4)
I love it here	37%	(10)
It is really good	22.2%	(6)
It is okay	22.2%	(6)
I am not happy	3.7%	(1)
TOTAL RESPONDED	100%	(27)





20. I am considering or have transferred to a different college or university

Yes	22.2%	(6)
No	77.8%	(21)
TOTAL RESPONDED	100%	(27)

21. If you answer yes to the transfer question, please explain your reason.

Total responses: 6 (0%)

22. What best describes your university plans (Tick all that apply)

I am working on a Bachelors		92.6%	(25)
I have a Bachelors		0%	(0)
I am working on a masters		0%	(0)
I have an Master		0%	(0)
I plan to get a Masters		29.6%	(8)
I plan to get another advanced degree		29.6%	(8)
TOTAL RESPONDED		100%	(27)




23. Did you take a GAP year from university (either before or during)?

Yes		0%	(0)
No		100%	(27)
TOTAL RESPONDED		100%	(27)















24. If yes to the GAP year question, what did you do in that time?

Total responses: 0 (0%)

25. Do you feel more or less prepared than your fellow student, coworkers, or servicemen/women who attended a different high school?

More		48.3%	(14)
Less		13.8%	(4)
Same		37.9%	(11)
TOTAL RESPONDED		100%	(29)

26. Area(s) of SHS that could be improved to better prepare you for post high school life:

Administration		58.6%	(17)
English		27.6%	(8)
Social Studies		13.8%	(4)
Science		37.9%	(11)
Mathematics		37.9%	(11)
World Language		24.1%	(7)
Tech Ed		13.8%	(4)
Art		10.3%	(3)
Business		13.8%	(4)
CCC		34.5%	(10)
Music		6.9%	(2)
PE/Health		6.9%	(2)
Food Service		10.3%	(3)
Special Education Services		0%	(0)
TOTAL RESPONDED		100%	(29)

27. If you selected an area from the above list, please comment on the need for improvement.

Total responses: 14 (0%)

28. Is there anything else that you would like to tell us? Any comments/suggestions on how SHS could improve?

Total responses: 4 (0%)



Somers High School
October 19, 2010

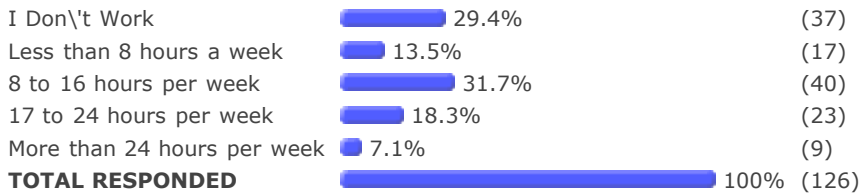
Senior Exit Survey (2010 - 2010)
Response set 1

In-progress: 0 Completed: 126 Not Started: 5

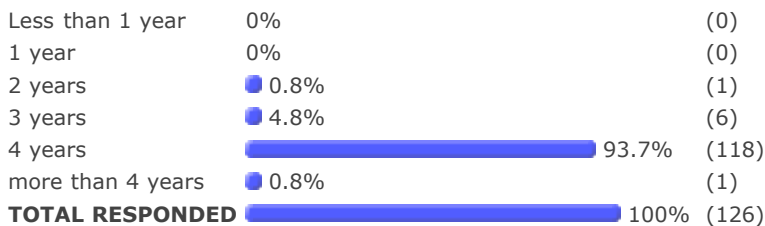
1. What is your gender?



2. In a typical week during the school year, how many hours did you work at a job?

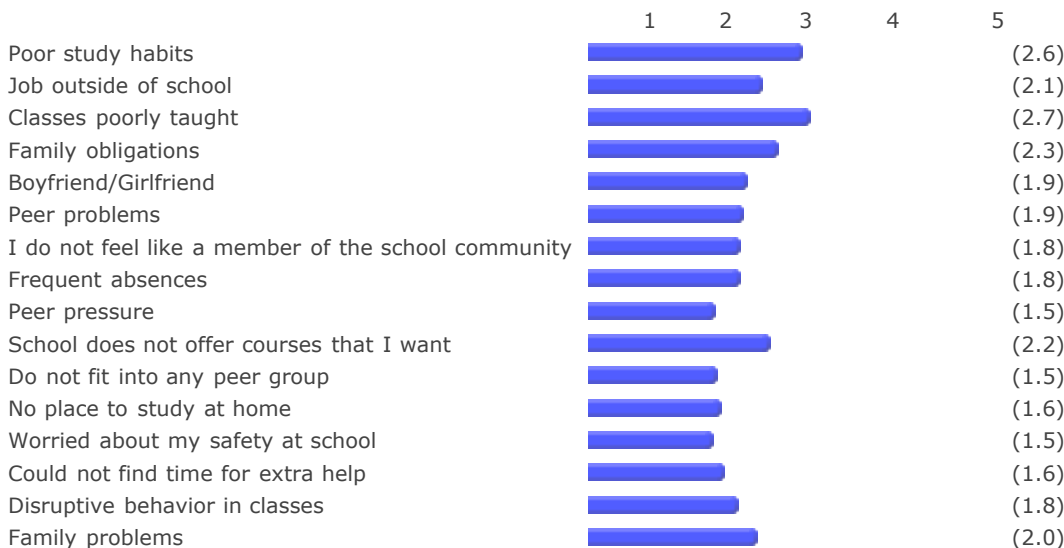


3. How many years have you attended Somers High School?



4. Did any of the following interfere with your high school education? 5-Always 4-Often 3-Sometimes 2-Rarely 1-Never




Average Rank








Courses are too difficult		(1.9)
Parents do not care how I do in school		(1.5)
Time spent watching TV, games, phones, etc...		(2.3)
Lack of personal motivation		(2.7)
Sports/school sponsored extracurricular activities		(2.1)
Do not have a computer at home		(1.4)
Do not have Internet access at home		(1.5)

TOTAL RESPONDED:  100% (126)






5. Was your participation in school sponsored extracurricular activities (sports, clubs, etc.) an important part of your high school experience?

Yes		76.2%	(96)
No		23.8%	(30)
TOTAL RESPONDED		100%	(126)






6. I felt safe in the school building.

Strongly Agree		49.2%	(62)
Agree		43.7%	(55)
Disagree		2.4%	(3)
Strongly Disagree		4.8%	(6)
TOTAL RESPONDED		100%	(126)






7. I felt that students respected each other.

Strongly Agree		6.3%	(8)
Agree		60.3%	(76)
Disagree		23.8%	(30)
Strongly Disagree		9.5%	(12)
TOTAL RESPONDED		100%	(126)






8. I was treated with respect and understanding by my teachers.

Strongly Agree		31%	(39)
Agree		61.1%	(77)
Disagree		4.8%	(6)
Strongly Disagree		3.2%	(4)
TOTAL RESPONDED		100%	(126)






9. There was a clear set of rules for students at my high school.

Strongly Agree		31.7%	(40)
Agree		50.8%	(64)
Disagree		11.9%	(15)
Strongly Disagree		5.6%	(7)
TOTAL RESPONDED		100%	(126)





10. The Renaissance Program has had a positive impact on the school community.

Strongly Agree		11.1%	(14)
Agree		50%	(63)
Disagree		27.8%	(35)
Strongly Disagree		11.1%	(14)
TOTAL RESPONDED		100%	(126)

11. The community (staff, students, etc.) of Somers High School has positive school spirit.





Strongly Agree		21.4%	(27)
Agree		64.3%	(81)
Disagree		7.9%	(10)
Strongly Disagree		6.3%	(8)
TOTAL RESPONDED		100%	(126)

12. To what degree do you think drugs are a problem at Somers High School?

Little or no problem		15.1%	(19)
Somewhat of a problem		44.4%	(56)
A serious problem		23.8%	(30)
A very serious problem		16.7%	(21)





TOTAL RESPONDED  100% (126)

13. To what degree do you think alcohol is a problem at Somers High School?

- Little or not problem  18.3% (23)
- Somewhat of a problem  46% (58)
- A serious problem  19% (24)
- A very serious problem  16.7% (21)





TOTAL RESPONDED  100% (126)

14. To what degree do you believe bullying is a problem at Somers High School?

- Little or no problem  50.8% (64)
- Somewhat of a problem  33.3% (42)
- A serious problem  7.9% (10)
- A very serious problem  7.9% (10)

TOTAL RESPONDED  100% (126)

15. To what degree do you believe that dishonest academic behavior (cheating, plagiarism, transferring information on tests, electronic texting of answers, etc.) is a problem at Somers High School?

- Little or no problem  50% (63)
- Somewhat of a problem  36.5% (46)
- A serious problem  6.3% (8)
- A very serious problem  7.1% (9)


TOTAL RESPONDED  100% (126)

16. If you answered that there is an academic dishonesty issue, which issue is of the greatest concern? (from question 15)

Total responses: 52 (0%)

17. To what extent have you experienced any of the following? 5=Always, 4=Often, 3=Sometimes, 2=Rarely, 1=Never

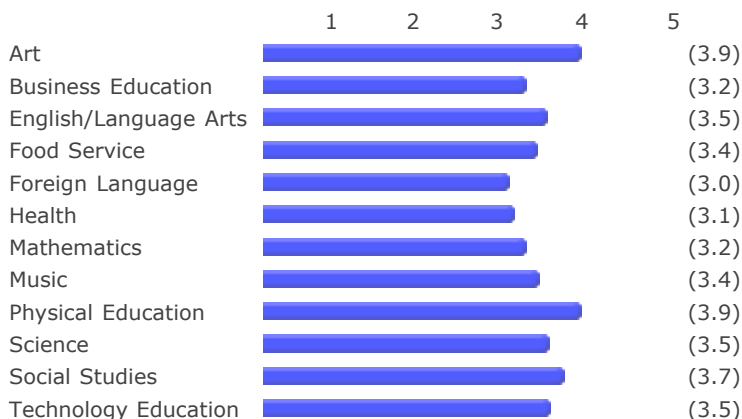
Average Rank



TOTAL RESPONDED: 126

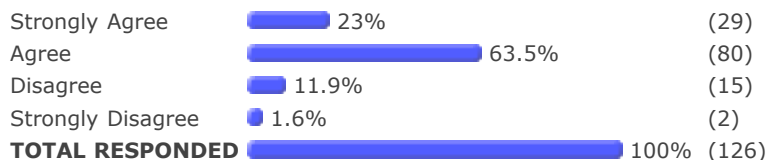
18. Please rate your overall experience in the following areas: DO NOT BUBBLE IN ANYTHING IF IT DOES NOT APPLY TO YOU. 5=Excellent, 4=Very Good, 3=Good, 2=Fair, 1=Poor

Average Rank

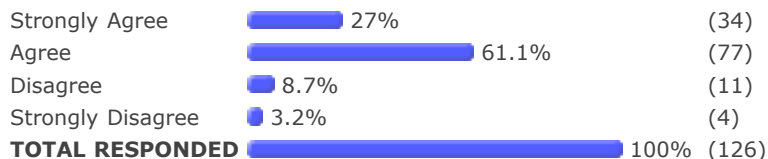


TOTAL RESPONDED: 124

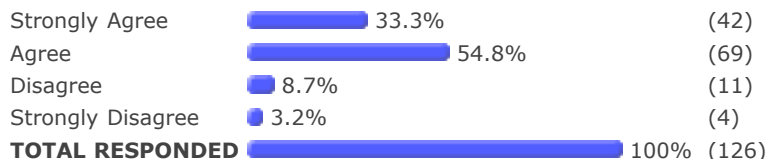
19. My high school experiences prepared me to read challenging material and respond clearly and critically.



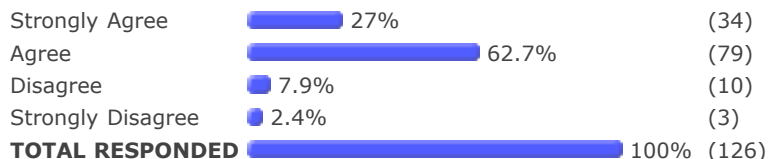
20. My high school experiences prepared me to communicate effectively through writing.



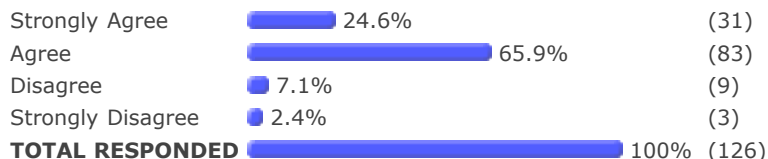
21. My high school experiences prepared me to communicate effectively through speaking.



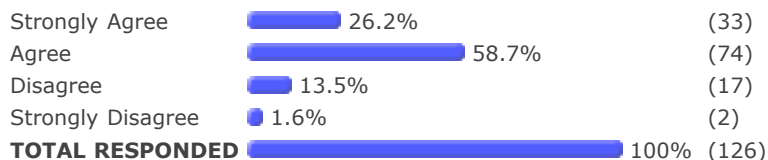
22. My high school experiences prepared me to demonstrate problem solving skills and effective reasoning in order to analyze and solve problems.



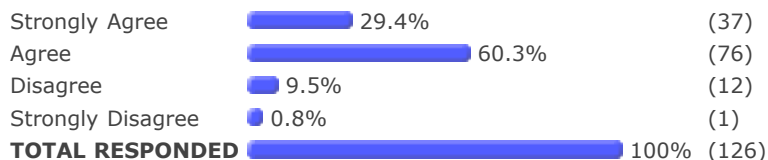
23. My high school experiences prepared me to acquire and demonstrate an understanding of the appropriate use of technology and information resources.



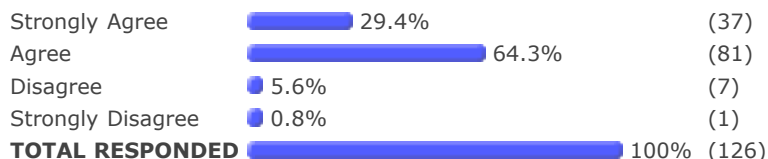
24. My high school experiences prepared me to create, perform, and respond to the Arts with understanding and to recognize the role of the Arts in expressing human experience.



25. I feel prepared for the transition to college or the workplace.

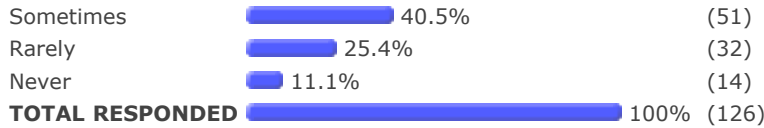


26. I am satisfied with the education I received in high school.

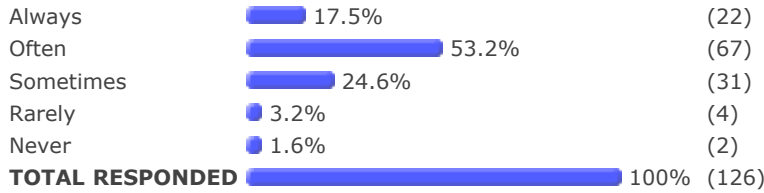


27. How often did you access teacher web-pages?





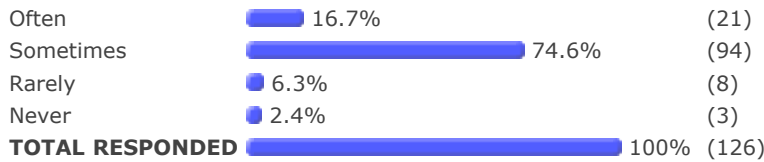
28. Were the teachers accessible for help?



29. If finding academic help was an issue, what can we do to make access easier for students?

Total responses: 21 (0%)

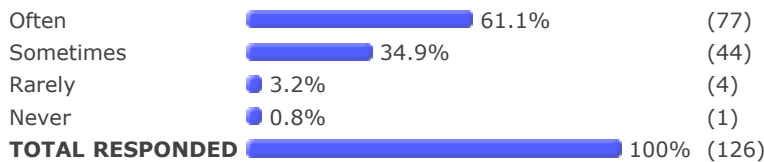
30. Did you find the work challenging?



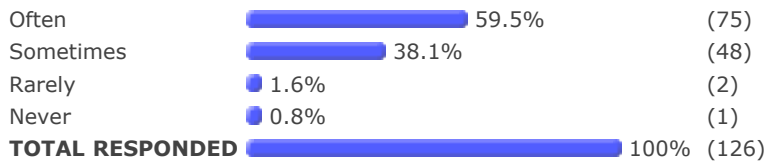
31. If you did not find the work challenging, which academic department(s) should provide more challenging material?

Total responses: 10 (0%)

32. My teachers had high expectations for me.

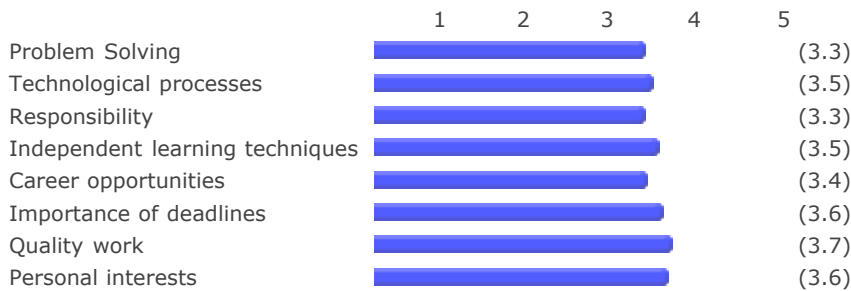


33. Were academic standards high enough?



34. Technology Education at Somers High School has given me a greater understanding of: DO NOT BUBBLE IN ANYTHING IF IT DOES NOT APPLY TO YOU. 5=Strongly Agree, 4=Agree, 3=Somewhat Agree, 2=Disagree, 1=Strongly Disagree

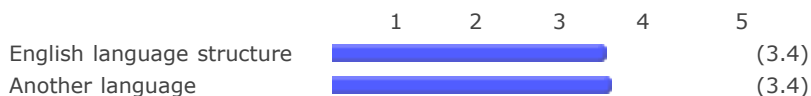
Average Rank



TOTAL RESPONDED: 76

35. World Language studies at Somers High School have given me a greater understanding of: DO NOT BUBBLE IN ANYTHING IF IT DOES NOT APPLY TO YOU. 5=Strongly Agree, 4=Agree, 3=Somewhat Agree, 2=Disagree, 1=Strongly Disagree

Average Rank



Interdisciplinary connections		(3.2)
Other language communities		(3.3)
International foods		(3.2)
World geography		(3.0)

TOTAL RESPONDED: 101

36. English studies at Somers High School have enabled me to develop an increased understanding of: 5=Strongly Agree, 4=Agree, 3=Somewhat Agree, 2=Disagree, 1=Strongly Disagree

Average Rank

	1	2	3	4	5	
Literature						(3.8)
Paragraph writing						(3.9)
Vocabulary						(3.7)
Essay writing						(3.9)
Grammar						(3.5)
Sentence structure						(3.4)

TOTAL RESPONDED: 126

37. Art studies at Somers High School have given me a greater understanding of and appreciation for: DO NOT BUBBLE IN ANYTHING IF IT DOES NOT APPLY TO YOU. 5=Strongly Agree, 4=Agree, 3=Somewhat Agree, 2=Disagree, 1=Strongly Disagree

Average Rank

	1	2	3	4	5	
Art appreciation						(3.8)
Art history						(3.3)
Creative design						(4.1)
Artistic movements						(3.7)
Mediums						(3.9)
Creative expression						(4.1)

TOTAL RESPONDED: 96

38. Mathematic studies at Somers High School have given me a greater understanding of: 5=Strongly Agree, 4=Agree, 3=Somewhat Agree, 2=Disagree, 1=Strongly Disagree

Average Rank

	1	2	3	4	5	
Problem solving strategies						(3.6)
The role of technology in problem solving						(3.2)
Real world applications of mathematics						(3.2)
Independent learning techniques						(3.4)

TOTAL RESPONDED: 126

39. The Media Center at Somers High School has further enabled me to: DO NOT BUBBLE IN ANYTHING IF IT DOES NOT APPLY TO YOU. 5=Strongly Agree, 4=Agree, 3=Somewhat Agree, 2=Disagree, 1=Strongly Disagree

Average Rank

	1	2	3	4	5	
Research information						(3.9)
Access computers						(3.7)
Study quietly						(3.4)
Use the Guide to Documentation						(3.7)

TOTAL RESPONDED: 110

40. Physical Education and Health studies at Somers High School have given me an increased awareness of: 5=Strongly Agree, 4=Agree, 3=Somewhat Agree, 2=Disagree, 1=Strongly Disagree

Average Rank

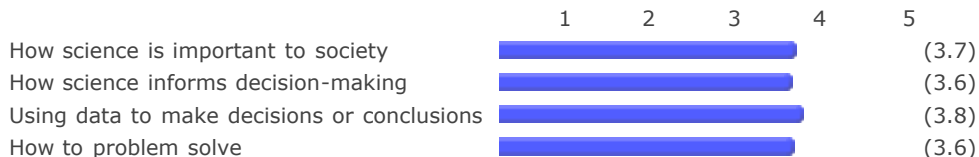
	1	2	3	4	5	
Physical fitness						(4.0)
Personal health						(3.9)
Proper sports technique						(3.9)
Consequences of dangerous behaviors						(3.9)

Personal self-esteem  (3.8)

TOTAL RESPONDED: 126

41. Science studies at Somers High have given me a better understanding of: 5=Strongly Agree, 4=Agree, 3=Somewhat Agree, 2=Disagree, 1=Strongly Disagree

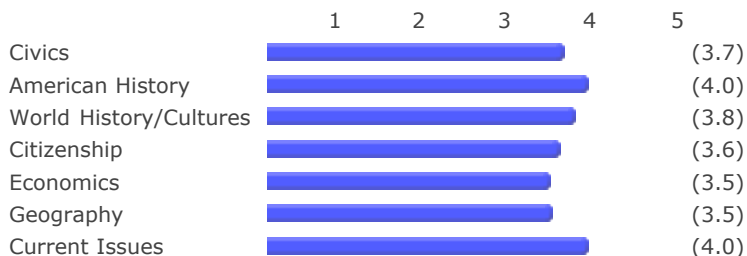
Average Rank



TOTAL RESPONDED: 126

42. Social studies at Somers High have enabled me to develop a better understanding of: 5=Strongly Agree, 4=Agree, 3=Somewhat Agree, 2=Disagree, 1=Strongly Disagree

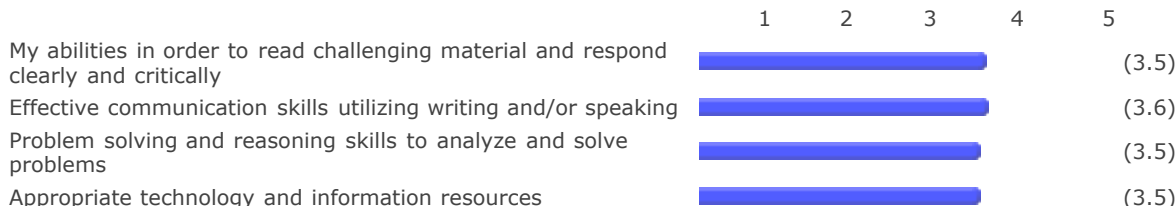
Average Rank



TOTAL RESPONDED: 126

43. Social studies at Somers High School have enabled me to use: 5=Strongly Agree, 4=Agree, 3=Somewhat Agree, 2=Disagree, 1=Strongly Disagree

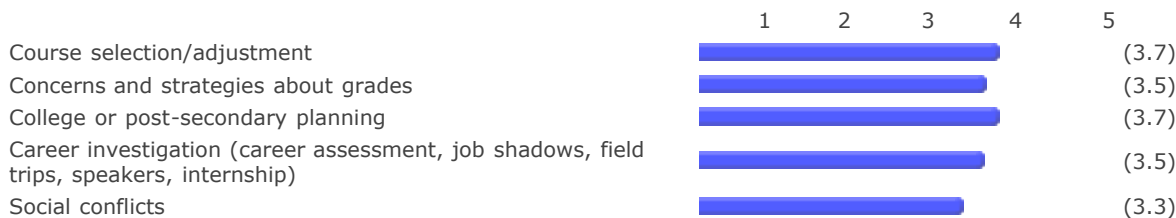
Average Rank



TOTAL RESPONDED: 98

44. The Counseling and Career Center staff (school counselors, school to career specialist, school social worker, and school psychologist) helped me with: DO NOT BUBBLE IN ANYTHING IF IT DOES NOT APPLY TO YOU. 5=Strongly Agree,4=Agree, 3=Somewhat Agree, 2=Disagree,1=Strongly Disagree

Average Rank

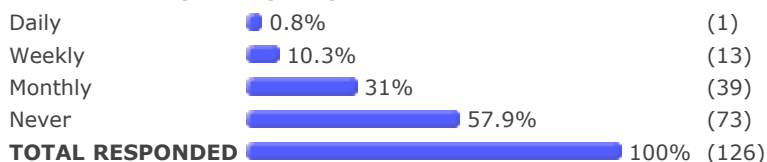


TOTAL RESPONDED: 126

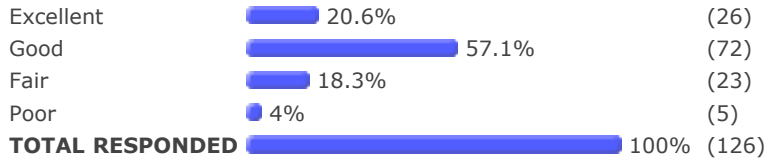
45. In what other ways did the CCC help you through your high school experience?

Total responses: 37 (0%)

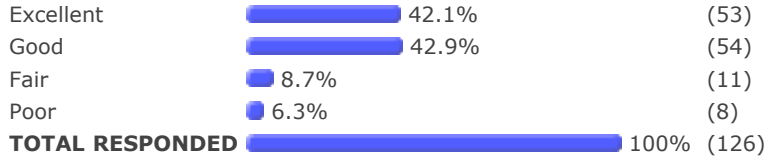
46. How often did you or your parent access the CCC website?



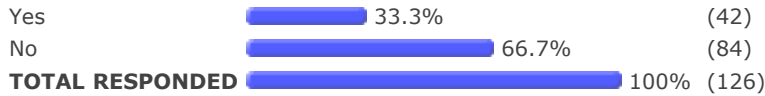
47. How would you rate the SHS Media Center resources with respect to meeting your academic needs?



48. How would you rate the Health/Nurse Center at SHS?



49. Would you be willing to host and/or be a resource for our current students in their college search process?



50. If you answered Yes to question 49, please give us your contact information (Name, Email and Address)

Total responses: 34 (0%)

51. What elective classes should we offer students at SHS? (Please be specific, i.e. Woman in Literature, The Holocaust, Greek History...)

Total responses: 50 (0%)

52. If you responded negatively to a question and want the opportunity to explain, please do so here. Please write down the question number and your response.

Total responses: 17 (0%)



From the desk of:
Gary M. Cotzin
Principal, Somers High School
Phone: 860.749.2270 x4103
Email: gary.cotzin@somers.k12.ct.us

"One School, One Voice, One Belief, One Outcome"

October 19, 2010

Re: Senior Exit Survey

Attached is the survey results from the Class of 2010. I have included some comparative data to the survey taken by the previous year's graduating class.

Areas of Noted Improvement:

Students seemed to be working less hours than their predecessors (Probably economy driven)
The Renaissance Program has seen a 21% increase in students responding about it's positive impact.

School spirit had a 10% jump in student perception that it is alive and well at SHS.

Less students feel bullied and/or harassed. (8% decrease)

More students feel that they are getting a quality education at SHS (8% increase)

Students access teacher and counselor web pages on a more regular basis (18% and 6% increase respectively)

Social Studies and the CCC improved their ratings amongst students in multiple areas.

Areas of Noted Decline:

More students reported that drug issues are aproblem amongst students (23% increase)

Alcohol is perceived to be the drug of choice amongst students

Summary:

Majority of the survey questions reflected very little change from 2009 to 2010. Overall, students seem very satisfied with their education, co-curricular activities and the overall school environment.

*I have also included our 1st attempt at an Alumni Survey. The number of responses was very low thus creating a need to find new approaches to getting the survey completed and returned.

SOMERS BOARD OF EDUCATION

Ninth District Road

Somers, CT 06071

www.somers.k12.ct.us

MINUTES OF THE MEETING – October 25, 2010

Members Present: D.Palmer, J.Formeister, A.Kirkpatrick, B.Devlin, J.Taylor, T.Potrikus (attended the BOF meeting and arrived at 7:16 p.m.), S.Bollinger, R.Lees, M.Marquardt

Members Absent:

Administrators Present: M.Suffredini, K.Pezza, B.Boutwell (attended the BOF meeting and arrived at 7:20 p.m.), N.Barry, S.Muirhead, G.Cotzin, R.Kapner, R.Riola, J.Oliver, P.Collin, J.Morrow

Staff Present:

Citizens Present: D.Stone, S.Spolzino, C.Manning

Students Present: A.Watson, A.Ricard, M.Pellissier, N. Vecchio, B.Scheuer, J.Cardwell, J.Wielock, D.Yard, A.Stone, M.Gentile, E.Goodenow, J.Haynes, K.Mountford, J.Colon

Others:

1.0 CALL TO ORDER

The regular meeting of the Board of Education was called to order at 7:01 p.m. by Chairman Palmer in the Mabelle B. Avery Middle School-BOE Board Room.

2.0 PLEDGE OF ALLEGIANCE

3.0 APPROVAL OF MINUTES

3.1 October 12, 2010 Regular Meeting Minutes – It was MOVED (B.Devlin) SECONDED (J.Formeister) to approve the October 12, 2010 Board of Education regular meeting minutes as presented. PASSED 8-0

4.0 AUDIENCE TO CITIZENS/STAFF/STUDENT

Citizens:

- Mr. D.Stone stated that he was aware that there would be a dance team this year at the high school and his two daughters would like to participate but not if they have the same coach as they did last year. (Mr. Stone referenced the coach by name.)
- Mrs. C.Manning questioned the time allocated for math and reading at Somers Elementary School. Dr. Suffredini responded to Mrs. Manning’s question and advised her to contact the administration at the elementary school for further information.

Staff:

4.1 Building Goals Presentation

Somers Elementary School’s building goal for 2010-2011 is to improve reading performance on formative, summative and state assessments by more clearly aligning instruction with the Grade Level Objectives and Connecticut Mastery Test strands and objectives. Classroom performance on formative and summative assessments and CMT scores indicates a need to improve students performance in the area of reading. Action plans have been developed and

are being implemented. Progress is being monitored by the building administrators, the Director of Curriculum and the Superintendent.

Mabelle B. Avery Middle School's has two building goals for 2010-2011. Goal one is to improve student performance on written work in all content areas using strategies to improve editing and revising/composing and the second goal is to improve student performance in the area of Geometry and Measurement. Action plans have been developed and are being implemented in all subject areas.

Somers High School's building goal for 2010-2011 is to improve academic performance across all content areas as measured by national, state and departmental assessments. Each department has identified where there is need for improvement and has developed goals and action plans to improve student performance in these areas.

The 2010-2011 goal for Technology and Information Services is to develop, implement and troubleshoot a K-3 standards based report card within PowerSchool.

The Pupil Services/Curriculum 2010-2011 goal is to improve student performance on the CAPT and CMT by implementing an effective intervention process that meets students' academic and behavioral needs.

All building and department goals have been aligned with the district Strategic Plan.

5.0 CORRESPONDENCE

Chairman Palmer reported receipt of a thank you note from D.Stebbins for the action taken in response to his request to move the Roy C. Newsome Memorial to a more appropriate location. The memorial to Mr. Newsome's memory has been moved to the high school next to the flagpole.

6.0 OPPORTUNITY TO ADD/DELETE AGENDA ITEMS

7.0 CONSENT AGENDA

7.1 Approval of Bills 10/25/10 \$37,485.16)
It was MOVED (B.Devlin) SECONDED (J.Taylor) to approve the 10/25/10 Bills in the amount of \$37,485.16 as presented. PASSED 9-0

8.0 NEW BUSINESS

8.1 Long-Range Plan Requests
The Planning Committee will meet with the Superintendent on October 26th to review, discuss and prioritize the Long-Range Plan requests. The revised Long-Range Plan will be presented at the November 8th BOE meeting for approval.

9.0 OLD BUSINESS

10.0 ADMINISTRATIVE REPORTS

10.1 SHS Exit Survey Results
G.Cotzin, Somers High School Principal, presented comparative data from the exit surveys that were completed by the 2009 and 2010 graduating classes. Mr. Cotzin noted the areas of improvement but stated that the overall results reflected little change. Students seem very satisfied with their education, co-curricular activities and school environment.

ERASE will be conducting a survey this year through SADD. This survey is done every three years.

Mr. Cotzin presented the results of an Alumni Survey that was conducted with graduates from 2008 and 2009. Mr. Cotzin stated that the number of responses was very low but those who did respond, did so favorably. Mr. Cotzin will be looking at ways to improve survey participation by alumni.

11.0 COMMITTEE REPORTS

11.1 Budget

The budget process for 2011-2012 will be starting soon. The Board of Finance should have the budget guidelines available by the end of December.

11.2 Curriculum

J.Formeister reported that the committee has met twice and stated that the changes coming from the state will have major budget implications. Director of Curriculum, K.Pezza, will present a summary of these changes to the full Board at a future meeting.

11.3 Policy

A meeting is scheduled for November 4th.

The CABE Convention is being held on November 19th and 20th. Board members who plan on attending should contact Su Selley.

11.4 Salary & Negotiations

B.Devlin reported that the Salary & Negotiations Committee is working on SEA negotiations. There is a meeting scheduled for this week.

11.5 Planning Committee

The Planning Committee will present the proposed Long-Range Plan at the November 8th BOE meeting for Board approval.

11.6 Other Committees

Technology Committee – a meeting is scheduled for October 26th at 5:00 p.m.

12.0 OTHER

12.1 The memo regarding concussions has been added to the Coach's Handbook.

13.0 ADJOURNMENT

It was MOVED (R.Lees) SECONDED (B.Devlin) to adjourn the regular meeting of the Somers Board of Education at 8:46 p.m. PASSED 9-0

Respectfully submitted,

Rick Lees, Jr., Secretary
Joan Jaquith, Recording Secretary

These minutes are not official until approved at a subsequent meeting.

SOMERS BOARD OF EDUCATION

Ninth District Road

Somers, CT 06071

www.somers.k12.ct.us

MINUTES OF THE MEETING – October 25, 2010

Members Present: D.Palmer, J.Formeister, A.Kirkpatrick, B.Devlin, J.Taylor, T.Potrikus (attended the BOF meeting and arrived at 7:16 p.m.), S.Bollinger, R.Lees, M.Marquardt

Members Absent:

Administrators Present: M.Suffredini, K.Pezza, B.Boutwell (attended the BOF meeting and arrived at 7:20 p.m.), N.Barry, S.Muirhead, G.Cotzin, R.Kapner, R.Riola, J.Oliver, P.Collin, J.Morrow

Staff Present:

Citizens Present: D.Stone, S.Spolzino, C.Manning

Students Present: A.Watson, A.Ricard, M.Pellissier, N. Vecchio, B.Scheuer, J.Cardwell, J.Wielock, D.Yard, A.Stone, M.Gentile, E.Goodenow, J.Haynes, K.Mountford, J.Colon

Others:

1.0 CALL TO ORDER

The regular meeting of the Board of Education was called to order at 7:01 p.m. by Chairman Palmer in the Mabelle B. Avery Middle School-BOE Board Room.

2.0 PLEDGE OF ALLEGIANCE

3.0 APPROVAL OF MINUTES

3.1 October 12, 2010 Regular Meeting Minutes – It was MOVED (B.Devlin) SECONDED (J.Formeister) to approve the October 12, 2010 Board of Education regular meeting minutes as presented. PASSED 8-0

4.0 AUDIENCE TO CITIZENS/STAFF/STUDENT

Citizens:

- Mr. D.Stone stated that he was aware that there would be a dance team this year at the high school and his two daughters would like to participate but not if they have the same coach as they did last year. (Mr. Stone referenced the coach by name.)
- Mrs. C.Manning questioned the time allocated for math and reading at Somers Elementary School. Dr. Suffredini responded to Mrs. Manning’s question and advised her to contact the administration at the elementary school for further information.

Staff:

4.1 Building Goals Presentation

Somers Elementary School’s building goal for 2010-2011 is to improve reading performance on formative, summative and state assessments by more clearly aligning instruction with the Grade Level Objectives and Connecticut Mastery Test strands and objectives. Classroom performance on formative and summative assessments and CMT scores indicates a need to improve students performance in the area of reading. Action plans have been developed and

are being implemented. Progress is being monitored by the building administrators, the Director of Curriculum and the Superintendent.

Mabelle B. Avery Middle School's has two building goals for 2010-2011. Goal one is to improve student performance on written work in all content areas using strategies to improve editing and revising/composing and the second goal is to improve student performance in the area of Geometry and Measurement. Action plans have been developed and are being implemented in all subject areas.

Somers High School's building goal for 2010-2011 is to improve academic performance across all content areas as measured by national, state and departmental assessments. Each department has identified where there is need for improvement and has developed goals and action plans to improve student performance in these areas.

The 2010-2011 goal for Technology and Information Services is to develop, implement and troubleshoot a K-3 standards based report card within PowerSchool.

The Pupil Services/Curriculum 2010-2011 goal is to improve student performance on the CAPT and CMT by implementing an effective intervention process that meets students' academic and behavioral needs.

All building and department goals have been aligned with the district Strategic Plan.

5.0 CORRESPONDENCE

Chairman Palmer reported receipt of a thank you note from D.Stebbins for the action taken in response to his request to move the Roy C. Newsome Memorial to a more appropriate location. The memorial to Mr. Newsome's memory has been moved to the high school next to the flagpole.

6.0 OPPORTUNITY TO ADD/DELETE AGENDA ITEMS

7.0 CONSENT AGENDA

7.1 Approval of Bills 10/25/10 \$37,485.16)
It was MOVED (B.Devlin) SECONDED (J.Taylor) to approve the 10/25/10 Bills in the amount of \$37,485.16 as presented. PASSED 9-0

8.0 NEW BUSINESS

8.1 Long-Range Plan Requests
The Planning Committee will meet with the Superintendent on October 26th to review, discuss and prioritize the Long-Range Plan requests. The revised Long-Range Plan will be presented at the November 8th BOE meeting for approval.

9.0 OLD BUSINESS

10.0 ADMINISTRATIVE REPORTS

10.1 SHS Exit Survey Results
G.Cotzin, Somers High School Principal, presented comparative data from the exit surveys that were completed by the 2009 and 2010 graduating classes. Mr. Cotzin noted the areas of improvement but stated that the overall results reflected little change. Students seem very satisfied with their education, co-curricular activities and school environment.

ERASE will be conducting a survey this year through SADD. This survey is done every three years.

Mr. Cotzin presented the results of an Alumni Survey that was conducted with graduates from 2008 and 2009. Mr. Cotzin stated that the number of responses was very low but those who did respond, did so favorably. Mr. Cotzin will be looking at ways to improve survey participation by alumni.

11.0 COMMITTEE REPORTS

11.1 Budget

The budget process for 2011-2012 will be starting soon. The Board of Finance should have the budget guidelines available by the end of December.

11.2 Curriculum

J.Formeister reported that the committee has met twice and stated that the changes coming from the state will have major budget implications. Director of Curriculum, K.Pezza, will present a summary of these changes to the full Board at a future meeting.

11.3 Policy

A meeting is scheduled for November 4th.

The CABE Convention is being held on November 19th and 20th. Board members who plan on attending should contact Su Selley.

11.4 Salary & Negotiations

B.Devlin reported that the Salary & Negotiations Committee is working on SEA negotiations. There is a meeting scheduled for this week.

11.5 Planning Committee

The Planning Committee will present the proposed Long-Range Plan at the November 8th BOE meeting for Board approval.

11.6 Other Committees

Technology Committee – a meeting is scheduled for October 26th at 5:00 p.m.

12.0 OTHER

12.1 The memo regarding concussions has been added to the Coach's Handbook.

13.0 ADJOURNMENT

It was MOVED (R.Lees) SECONDED (B.Devlin) to adjourn the regular meeting of the Somers Board of Education at 8:46 p.m. PASSED 9-0

Respectfully submitted,

Rick Lees, Jr., Secretary
Joan Jaquith, Recording Secretary

These minutes are not official until approved at a subsequent meeting.