

The Washington County Department of Education met in regular session on May 28, 2024 at 5:00 PM in the Central Office. Attendance is as follows: **Present:** Annette Buchanan, Mary Beth Dellinger, Chad Fleenor, Gregg Huddleston, Mike Masters, Whitney Riddle, Vince Walters, **Absent:** Keith Ervin, David Hammond..

23 pass retake tested out; schools are going through the exceptions;

discussion item
consent

consent
consent
will add AD salary payscale

25,000 over
6,800
Discussion Items: 2A - baseball lights on agenda for approval
Others under discussion - for more information

cte classroom for digital arts program for lvt flooring
JB could stain the concrete rather new flooring

square footages on buildings; space needs; for board retreat
find out how much area we need paved

Gray property line ** retreat agenda**

advertise and word it as contracted service for maintenance

JB finalize the bc athletics agreement

Elementary/Middle School Summer Learning Camps

Summer Programs Update

June 3, 2024 – June 27, 2024 Monday thru Thursday (Last two Fridays designated as Make-Up Days)

9:00 am – 3:00 pm

Two locations

- ***Jonesborough Elementary (serving south side)***

- Total Enrollment 331 students

▪ Rising Kindergarten	62
▪ Rising 1 st Grade	48
▪ Rising 2 nd Grade	30
▪ Rising 3 rd Grade	45
▪ Rising 4 th Grade	47*
▪ Rising 5 th Grade	22
▪ Rising 6 th Grade	18
▪ Rising 7 th Grade	20
▪ Rising 8 th Grade	14
▪ CDC Classes	25

- ***Gray Elementary (serving north side)***

- Total Enrollment 323

▪ Rising Kindergarten	51
▪ Rising 1 st Grade	42
▪ Rising 2 nd Grade	52
▪ Rising 3 rd Grade	45
▪ Rising 4 th Grade	50*
▪ Rising 5 th Grade	27
▪ Rising 6 th Grade	20
▪ Rising 7 th Grade	20
▪ Rising 8 th Grade	16

* The number of rising 4th graders could increase if parents choose summer programs as a pathway for their child's promotion to 4th grade, due to TCAP 3rd grade ELA requirements.

Revenue and Expense Summaries for April 2024 for the 141, 142, & 143 Funds

141-Fund Revenues

- Revenue for April 2024 was \$8,275,574 compared to \$6,518,987 in April 2023. This is an increase of \$1,756,587. The biggest factor in this was the increase in TISA funding over the BEP Funding from FY23.
 - Actual increases
 - TISA (46510) was \$4,885,885 which was an increase of \$1,049,285 over last Aprils BEP total
 - Other Vocational (46790) increased by \$573,197 which from reimbursement from the CTI-ISM Grant
 - Other State Grants (46980) increased by \$416,385 due to the Public Safety Grant reimbursement and the state reimbursement on Paid Parental Leave
 - Increases due to timing
 - Current Property Tax (40110) increased by \$79,907
 - Driver Education (46550) increased by \$32,737
 - Actual decreases
 - Sales Tax (40210) was a decrease of (\$13,752) from April 2023.
 - This is mostly the result of the County keeping 50% of the Washington County Rural Option Sales Tax in April which was an amount of \$170,607.71 for Washington County Schools.
 - Interest Earned (44110) was a decrease of \$97,444 which is due to the County keeping the Interest Earned revenue starting in August 2023.

141-Fund Expenses

- Expenses for April 2024 are currently coming in at \$5,824,469. This is \$685,972.17 more than April 2023.
 - Major Increases
 - The largest reason for this increase is due to Salary and Benefit increases for FY24. This amounted to an increase of \$482,697.93 in comparison to April 2023.
 - Other Variances from April 2023
 - Land Purchase (141E 76100-715) was \$378,685.57 less than April 2023 due to Land being purchased next to DCHS in April 2023.
 - Administrative Equipment (141E 72620-701) was reimbursed from the County for Stadium lights in April 2023, this made this expense line increase by \$589,663 compared to the prior year.
- You can also reference a report that gives some additional details this month on BOE Connected titled as (1-D_Summary_141_Payables Detail April 2024).

142-Federal Fund

- The Federal Projects fund saw just over \$1.1M of flow through revenues in April 2024. The breakdown of the grant fund reimbursements for this month is as follows.
 - Consolidated/Title Grants accounted for 33%
 - SPED grants accounted for 40%
 - ESSER grants accounted for 21%
 - All other grants accounted for 6%
- You can also reference a report that gives some additional details this month on BOE Connected titled as (2-A_Summary_142_Payables Detail April 2024).

143-Dietary Fund

- Dietary experienced a decrease of around \$400K in fund balance for April 2024.
- Revenue for April 2024 came in around \$333K which is almost \$245K less than April 2023.
- Expenses came in around \$732K which is around \$387K more than April of 2023.
- The unreconciled Dietary Fund balance for April 2024 off the Trustee's Revenue Report is just over \$2.445 million.
 - For the year the Dietary Fund balance has decreased by around \$1.2M, this is largely due to prior approved Capital Expense items purchased along with salary, benefit and supply cost increases.

Account Level	2023-24	2022-23	2023-24	April	2022-23	2023-24	FYTD	2023-24	2023-24
Acct Description	Revised Budget	April	April	Variance	FYTD Activit	FYTD Activit	Variance	Uncollected Reve	FY % Coll
40110 CURRENT PROPERTY TAX	13,193,520	25,351	105,258	79,907	13,199,796	13,345,647	145,851	-152,127	101.15
40120 TRUSTEE'S COLLECTIONS - PRIOR	281,000	2,484	373	-2,111	251,225	223,258	-27,967	57,742	79.45
40125 CLK/MASTER COLLECTIONS-PRIOR	630	0	0	0	21	508	487	122	80.66
40130 CIRCUIT CLERK/CLERK & MASTER C	62,431	5,134	5,775	642	52,224	56,112	3,888	6,319	89.88
40140 INTEREST AND PENALTY	69,000	5,091	4,669	-422	53,335	55,828	2,493	13,172	80.91
40161 PAYMENTS IN LIEU OF TAXES - T.	2,020	0	0	0	2,018	2,018	0	2	99.91
40162 PAYMENTS IN LIEU OF TAXES - LO	227,000	0	0	0	491	527	36	226,473	0.23
40163 PAYMENTS IN LIEU OF TAXES - OT	17,410	-11	0	11	3,451	3,756	305	13,654	21.57
40210 LOCAL OPTION SALES TAX	19,000,000	1,668,098	1,654,346	-13,752	18,927,104	17,934,428	-992,676	1,065,572	94.39
40270 BUSINESS TAX	529,000	60,126	75,875	15,750	209,548	233,631	24,084	295,369	44.16
40275 MIXED DRINK TAX	5,500	-4,191	0	4,191	4,482	4,707	225	793	85.58
40320 BANK EXCISE TAX	88,000	0	0	0	101,072	109,398	8,326	-21,398	124.32
41110 MARRIAGE LICENSE	1,800	110	117	6	1,385	1,337	-48	463	74.26
43365 ARCHIVES AND RECORDS MGT FEE	0	5	5	0	5	5	0	-5	0.00
43517 TUITION - OTHER	86,000	7,250	11,950	4,700	72,555	108,477	35,922	-22,477	126.14
43581 COMMUNITY SERVICE FEES - CHILD	507,000	44,145	51,857	7,712	434,986	503,710	68,724	3,290	99.35
44110 INTEREST EARNED	0	97,444	0	-97,444	289,560	40,275	-249,285	-40,275	0.00
44120 RENT ON BUILDINGS	1,000	0	1,000	1,000	280	1,240	960	-240	124.00
44130 SALE OF MATERIALS AND SUPPLIES	0	210	47	-163	1,470	723	-747	-723	0.00
44131 COMMISSARY SALES	0	-388	0	388	-776	0	776	0	0.00
44520 INSURANCE RECOVERY	33,200	320,600	5,360	-315,241	353,816	141,224	-212,593	-108,024	425.37
44530 SALE OF EQUIPMENT	27,900	11,712	1,116	-10,595	20,892	21,927	1,035	5,973	78.59
44540 SALE OF PROPERTY	0	0	0	0	1,871,750	0	-1,871,750	0	0.00
44570 CONTRIBUTIONS & GIFTS	14,554	0	0	0	6,181	0	-6,181	14,554	0.00
44990 OTHER LOCAL REVENUES - TAGS	500	-1	18	19	334	320	-14	180	63.98
44991 OTHER LOCAL REVENUE	102,000	12,975	13,579	604	90,962	94,269	3,307	7,731	92.42
44992 OTHER LOCAL REV- ROYALTIES/CO	22,000	1,216	2,442	1,226	19,834	27,833	7,999	-5,833	126.51
46510 TISA	48,500,000	0	4,885,885	4,885,885	0	44,779,698	44,779,698	3,720,302	92.33
46511 BASIC EDUCATION PROGRAM	0	3,836,600	0	-3,836,600	34,529,400	0	-34,529,400	0	0.00
46515 EARLY CHILDHOOD EDUCATION	225,000	0	0	0	142,149	156,352	14,203	68,648	69.49
46550 DRIVER EDUCATION	38,000	0	32,737	32,737	0	32,737	32,737	5,263	86.15
46590 OTHER STATE EDUCATION FUNDS	775,000	0	0	0	30,375	-29,226	-59,600	804,226	-3.77
46610 CAREER LADDER PROGRAM	80,000	0	23,359	23,359	41,763	57,136	15,373	22,864	71.42
46640 CTE EQUIPMENT	60,000	0	0	0	60,000	0	-60,000	60,000	0.00
46790 OTHER VOCATIONAL	0	0	573,197	573,197	0	1,364,900	1,364,900	-1,364,900	0.00
46851 STATE REVENUE SHARING - T.V.A.	1,300,000	336,258	342,624	6,365	1,008,775	1,027,871	19,096	272,129	79.07
46980 OTHER STATE GRANTS	252,000	23,897	440,282	416,385	303,828	791,138	487,310	-539,138	313.94
47146 ENGLISH LANGUAGE AQU. GRANTS	0	0	0	0	0	56	56	-56	0.00
47640 ROTC REIMBURSEMENT	150,000	17,793	25,208	7,415	139,517	122,335	-17,182	27,665	81.56
48990 OTHER	224,000	47,079	18,495	-28,584	108,467	313,529	205,062	-89,529	139.97

Account Level	2023-24	2022-23	2023-24	April	2022-23	2023-24	FYTD	2023-24	2023-24
Acct Description	Revised Budget	April	April	Variance	FYTD Activit	FYTD Activit	Variance	Uncollected Reve	FY % Coll
49800 OPERATING TRANSFERS - INDIRECT	250,000	0	0	0	0	0	0	250,000	0.00
Grand Revenue Totals	86,125,465	6,518,987	8,275,574	1,756,587	72,332,275	81,527,684	9,195,410	4,597,781	94.66

Number of Accounts: 41

***** End of report *****

	A	B	C	D	E	F	G	H	I	J	K	L	M	N		
1							SALES TAX ANALYSIS									
2	141R 40210															
3																
4	YEAR	TOTAL	July	August	September	October	November	December	January	February	March	April	May	June		
5																
6	1995-96	7,964,549.95	611,536.43	650,039.30	596,451.81	626,656.64	665,950.77	645,367.17	793,944.02	872,382.08	581,914.60	553,125.28	700,497.25	666,684.60		
7	1996-97	8,336,657.30	668,621.91	695,781.06	645,426.90	665,996.66	712,853.08	700,269.94	714,674.24	917,676.40	636,923.88	635,082.70	639,073.10	704,277.43		
8	1997-98	9,028,886.69	721,817.32	780,093.18	704,916.44	717,825.19	798,852.97	747,016.98	760,728.85	1,024,051.84	649,227.26	638,150.71	787,948.69	698,257.26		
9	1998-99	9,418,336.41	729,516.21	780,343.86	758,281.99	769,388.96	789,685.47	793,285.27	808,672.84	1,049,009.40	669,997.81	685,164.29	785,149.89	799,840.42		
10	1999-00	9,925,491.78	761,578.86	848,424.57	757,359.52	832,656.56	798,763.84	812,346.45	826,725.33	1,142,546.37	711,564.82	750,908.81	878,078.63	804,538.02		
11	2000-01	10,302,344.61	804,204.89	905,337.72	804,216.35	854,382.25	909,453.32	794,725.07	882,257.31	1,178,919.01	758,048.36	742,368.32	860,763.60	807,668.41		
12	2001-02	10,532,891.37	808,555.26	866,353.62	796,577.42	828,852.58	889,601.40	870,074.31	872,050.60	1,199,611.30	768,580.66	790,051.97	938,373.85	904,208.40		
13	2002-03	10,638,027.23	906,277.17	974,296.94	882,472.09	811,952.60	891,857.89	850,620.49	926,239.19	1,186,561.52	763,464.89	727,893.01	896,976.99	819,414.45		
14	2003-04	11,067,961.48	852,744.87	931,182.77	884,455.76	904,582.89	939,687.81	883,319.35	949,214.33	1,224,464.85	796,000.63	798,184.90	971,370.65	932,752.67		
15	2004-05	12,141,242.02	959,427.54	1,003,502.83	961,878.30	960,187.49	981,448.59	962,577.75	1,007,923.70	1,354,489.51	869,026.19	1,061,329.31	1,043,956.65	975,494.16		
16	2005-06	12,336,585.09	955,565.19	1,032,019.38	1,019,556.16	1,105,255.87	1,019,172.70	995,288.52	1,052,343.46	1,443,274.33	811,741.53	876,236.72	1,048,459.42	977,671.81		
17	2006-07	12,847,409.98	1,026,100.62	1,085,657.40	1,035,122.60	1,044,487.23	1,102,319.02	1,016,987.55	980,057.85	1,443,529.82	1,018,080.51	955,096.95	1,130,190.78	1,009,779.65		
18	2007-08	13,475,705.49	1,079,389.94	1,164,602.82	1,112,875.15	1,123,975.96	1,128,221.21	1,082,375.90	1,170,203.04	1,480,368.07	934,432.24	1,003,760.54	1,131,648.39	1,063,852.23		
19	2008-09	13,118,209.41	1,121,283.53	1,163,968.03	1,069,948.56	1,109,937.70	1,119,035.49	1,083,890.72	1,091,466.64	1,441,865.04	858,933.82	992,382.26	1,070,456.28	995,041.34		
20	2009-10	12,609,635.54	1,008,819.19	1,099,406.55	992,789.10	1,066,457.07	1,052,452.00	997,413.03	1,039,892.90	1,366,560.85	888,185.43	945,035.53	1,121,973.47	1,030,650.42		
21	2010-11	13,050,988.91	1,054,228.59	1,128,189.89	1,037,584.63	1,056,839.88	1,086,389.24	1,054,070.16	1,094,354.84	1,429,909.64	867,910.25	1,009,209.95	1,143,124.29	1,089,177.55		
22	2011-12	13,808,173.10	1,081,535.67	1,228,666.98	1,138,627.12	1,132,824.15	1,125,406.77	1,090,432.58	1,133,742.86	1,526,365.45	1,016,848.19	1,065,106.10	1,194,803.93	1,073,813.30		
23	2012-13	13,530,626.40	1,137,511.17	1,176,802.38	1,071,451.21	1,148,396.78	1,150,162.91	1,096,243.83	1,142,826.70	1,516,667.47	785,969.43	1,037,806.81	1,169,086.53	1,097,701.18		
24	2013-14	13,756,487.05	1,138,760.08	1,166,521.54	1,081,327.46	1,126,284.98	1,099,605.17	1,103,883.00	1,136,848.35	1,508,355.06	971,672.20	1,055,143.00	1,275,350.78	1,092,735.43		
25	2014-15	14,057,315.44	1,142,752.51	1,227,623.79	1,131,340.43	1,189,344.14	1,190,743.05	1,134,318.63	1,199,396.63	1,588,182.32	889,370.36	1,008,340.90	1,211,709.73	1,144,192.95		
26	2015-16	14,722,621.29	1,241,008.04	1,233,271.57	1,166,463.36	1,203,804.59	1,229,321.78	1,188,390.71	1,246,671.22	1,641,380.40	1,070,197.64	997,571.40	1,284,815.87	1,219,724.71		
27	2016-17	14,747,100.82	1,183,242.43	1,271,727.15	1,176,910.43	1,236,255.66	1,252,584.64	1,203,060.65	1,234,360.41	1,672,699.50	977,436.65	1,033,968.30	1,288,153.30	1,216,701.70		
28	2017-18	15,349,677.89	1,205,951.87	1,271,772.24	1,218,781.58	1,210,362.79	1,249,834.14	1,202,844.48	1,292,583.56	1,624,509.44	1,147,863.70	1,134,847.93	1,558,692.28	1,231,633.88		
29	2018-19	15,494,923.37	1,278,018.86	1,291,098.17	1,228,129.70	1,291,319.95	1,284,627.33	1,285,032.84	1,328,654.02	1,591,314.78	1,249,696.22	1,156,902.45	1,353,122.68	1,157,006.37		
30	2019-20	16,025,666.39	1,344,150.84	1,344,028.39	1,307,238.15	1,361,539.99	1,316,157.76	1,348,576.15	1,379,403.02	1,729,590.49	1,212,600.58	1,176,918.48	1,324,871.88	1,180,590.66		
31	2020-21	18,656,288.63	1,395,726.34	1,499,518.71	1,411,794.82	1,382,621.85	1,465,357.10	1,472,356.92	1,510,857.41	1,869,107.00	1,464,509.00	1,610,321.46	1,840,466.32	1,733,651.70		
32	2021-22	20,931,816.79	1,727,238.03	1,711,551.64	1,741,191.00	1,659,586.42	1,736,797.58	1,711,047.73	1,862,765.56	2,152,612.02	1,607,027.31	1,654,556.12	1,930,358.42	1,437,084.96		
33	2022-23	22,857,494.37	1,898,693.27	1,921,027.35	1,828,958.80	1,803,789.27	1,926,053.40	\$1,878,522.95	1,931,396.64	2,269,090.00	1,801,473.36	1,668,098.37	1,966,856.01	1,963,534.95		
34	2023-24	18,040,455.30	1,990,790.71	1,789,745.09	1,753,458.04	1,682,817.47	1,736,275.41	\$1,766,029.31	1,813,960.70	2,266,646.75	1,586,385.69	1,654,346.13				
35																
36		Prior Year-to-Date Comparison														
37	INC / (DEC)	(886,648.11)	92,097.44	(131,282.26)	(75,500.76)	(120,971.80)	(189,777.99)	(112,493.64)	(117,435.94)	(2,443.25)	(215,087.67)	(13,752.24)				
38																
39		Prior Eight Months Impact		(978,745.55)												
40																
41		Budgeted														
42																
43	% of FY23 Budget Collected		94.95%													
46	FY23 Budgeted Amount		19,000,000.00													
47																
48	2000-01	98.756%	7.709%	8.678%	7.709%	8.190%	8.718%	7.618%	8.457%	11.301%	7.267%	7.116%	8.251%	7.742%		
49	2001-02	103.110%	7.915%	8.481%	7.798%	8.114%	8.709%	8.517%	8.537%	11.743%	7.524%	7.734%	9.186%	8.852%		
50	2002-03	97.113%	8.273%	8.894%	8.056%	7.412%	8.142%	7.765%	8.456%	10.832%	6.970%	6.645%	8.188%	7.480%		
51	2003-04	103.131%	7.947%	8.677%	8.241%	8.429%	8.756%	8.231%	8.845%	11.409%	7.437%	7.437%	9.051%	8.691%		
52	2004-05	103.260%	8.160%	8.535%	8.181%	8.166%	8.347%	8.187%	8.572%	11.520%	7.391%	9.026%	8.879%	8.296%		
53	2005-06	100.746%	7.804%	8.428%	8.326%	9.026%	8.323%	8.128%	8.594%	11.786%	6.629%	7.156%	8.562%	7.984%		
54	2006-07	100.277%	8.009%	8.474%	8.079%	8.152%	8.604%	7.938%	7.650%	11.267%	7.946%	7.455%	8.821%	7.882%		
55	2007-08	101.108%	8.099%	8.738%	8.350%	8.433%	8.465%	8.121%	8.780%	11.107%	7.011%	7.531%	8.491%	7.982%		
56	2008-09	99.170%	8.477%	8.799%	8.089%	8.391%	8.460%	8.194%	8.251%	10.900%	6.493%	7.502%	8.092%	7.522%		
57	2009-10	100.000%	8.000%	8.719%	7.873%	8.457%	8.346%	7.910%	8.247%	10.837%	7.044%	7.495%	8.898%	8.174%		
58	2010-11	101.300%	8.183%	8.757%	8.054%	8.203%	8.432%	8.181%	8.494%	11.099%	6.737%	7.833%	8.873%	8.454%		
59	2011-12	101.963%	7.986%	9.073%	8.408%	8.365%	8.310%	8.052%	8.372%	11.271%	7.509%	7.865%	8.823%	7.929%		
60	2012-13	94.995%	7.922%	8.268%	7.528%	8.069%	8.081%	7.702%	8.029%	10.656%	5.522%	7.292%	8.214%	7.712%		
61	2013-14	100.000%	8.278%	8.480%	7.860%	8.187%	7.993%	8.024%	8.264%	10.965%	7.065%	7.670%	9.271%	7.943%		
62	2014-15	102.187%	8.307%	8.924%	8.224%	8.646%	8.656%	8.246%	8.719%	11.545%	6.465%	7.330%	8.808%	8.317%		
63	2015-16	99.477%	8.385%	8.333%	7.882%	8.134%	8.306%	8.030%	8.423%	11.090%	7.231%	6.740%	8.681%	8.241%		
64	2016-17	99.643%	7.995%	8.539%	7.952%	8.353%	8.463%	8.129%	8.340%	11.302%	6.604%	6.986%	8.704%	8.221%		
65	2017-18	102.059%	8.018%	8.456%	8.104%	8.048%	8.310%	7.998%	8.594%	10.801%	7.632%	7.546%	10.364%	8.189%		
66	2018-19	102.177%	8.428%	8.514%	8.099%	8.515%	8.471%	8.474%	8.761%	10.493%	8.241					

EXPENSE NARRATIVE

APRIL, 2024

71100399 – OTHER CONTRACTED SERVICES

\$ 486,804.52 to ETSU University School for March, 2024 Revenue Sharing

25,636.38 for CSH Behavioral Counselors

71100499 – OTHER SUPPLIES

\$ 9,090.00 for 9,000 pairs of solar eclipse glasses

8,997.60 for 250 cases of copy paper

1,450.50 for 61 Top Ten and 124 CTE Medallions

14,894.04 for Top Ten Banquet expenses (1,155.00 facility ; 13,739.04 catering)

71100499 – OTHER SUPPLIES – BCE

\$ 1,007.44 for 1st Quarter Pepsico Commission

4,424.25 for outdoor garden center materials ; TVA Stem Classroom Grant

71100499 – 0015 – OTHER SUPPLIES – DBHS

\$ 4,611.06 for 1st Quarter Pepsico Commission

71100499 – 0016 – OTHER SUPPLIES – DCHS

\$ 5,117.34 for 1st Quarter Pepsico Commission

1,440.00 for TCAT reimbursal ; welding class dual enrollments

71100599 – 0014 – SCHOOL IMPROVEMENT FUNDS – WEST VIEW

\$ 1,300.00 for professional development fees

71100599 – 015 – SCHOOL IMPROVEMENT FUNDS – DBHS

\$ 2,837.40 for classroom supplies

71100722 – 002 – CTE ISM GRANT

\$ 17,748.78 for Zspace Inspire systems (West View ; 4)

71200429 – INSTRUCTIONAL SUPPLIES

\$ 4,844.97 for office furniture ; Central Office Student Support

71300429 – 002 – CTE ISM GRANT

\$ 1,339.91 for classroom instructional materials (SCS,UHS,WVS)

71300730 – VOCATIONAL INSTRUCTION EQUIPMENT

\$ 6,243.80 for DesignJet System (DCHS CTE)

71300730 – 002 – CTE ISM GRANT EQUIPMENT

\$ 3,616.00 for 2 Plant Lab hydroponics systems (University School)

72250399 – OTHER CONTRACTED SERVICES

\$ 4,769 .00 to Civics Plus for tournaments management software system

2,049.88 for Acrobat and VIP Creative Cloud Renewals (11)

72250499 – OTHER SUPPLIES

\$ 9,000.00 for radios (DBHS-30 ; Sulphur Springs-20)

7,944.91 for Skyward Financial Program Server (system wide)

16,388.15 for 15 Aruba Switch Systems (system wide)

8,756.27 for system wide technology maintenance materials and supplies

72310399 – OTHER CONTRACTED SERVICES

\$ 5,837.36 to Lewis Group Architects for Athletics Upgrades

5,900.96 to Lewis Group Architects for Lamar Facade Upgrades

72620335 – 0007 – MAINTENANCE AND REPAIR, FALL BRANCH

\$ 14,150.00 for carpet removal/LVT installation in auditorium
4,231.00 for ballfield fencing repairs and gate installations

72620335 – 0011 – MAINTENANCE AND REPAIR, LAMAR

\$ 7,500.00 for window blinds

72620335 – 0015 – MAINTENANCE AND REPAIR, DBHS

\$ 3,560.00 for carpet removal/LVT installation in guidance offices

72620336 – 0016 – MAINTENANCE AND REPAIRS, EQUIPMENT, DCHS

\$ 6,266.01 for chiller upgrades

72620499 – OTHER SUPPLIES

\$ 1,279.86 for electrical maintenance supplies
6,836.98 for HVAC maintenance supplies
12,577.82 for plumbing maintenance supplies
15,606.93 for grounds maintenance supplies
8,272.09 for equipment rentals
9,388.31 for Central Office Data Services furniture
2,465.00 for BCE athletic fields signage
8,901.00 for van bulkhead and cabinets
5,345.40 for bleacher system components (Sulphur Springs)
18,478.68 for general maintenance supplies

72710511 – VEHICLE AND EQUIPMENT INSURANCE

\$ 12,597.00 for new vehicle add-ons ; buses and trucks

72710729 – TRANSPORTATION EQUIPMENT

\$ 45,362.20 for 2024 Chevy Silverado 2500

72810599 – OTHER CHARGES

\$ 4,039.34 for Asbury Optional High School caps and gowns

99100590 – TRANSFERS TO OTHER FUNDS

\$ 28,241.00 for EESI Loan Repayment # 22

		CHECK CHECK					
FND	ACCT	OBJ	PRJ	NUMBER	DATE	VENDOR	AMOUNT
141	71100	299	000	141227839	04/05/2024	AMERICAN BENEFIT ADM	17.34
141	71100	499	000	141227840	04/05/2024	AMERICAN PAPER OPTIC	9,090.00 ECLIPSE GLASSES
141	72620	499	000	141227841	04/05/2024	ANDY OXY CO INC	28.84
141	72610	399	000	141227842	04/05/2024	BARNES EXTERMINATING	1,600.00 PEST CONTROL - GRAY
141	72620	499	000	141227843	04/05/2024	BATTERIES PLUS LLC	569.13
141	72210	524	000	141227844	04/05/2024	BOOHER, BRENDA	569.25
141	72220	355	000	141227845	04/05/2024	CHAPMAN, JOHANNA	203.68
141	72220	355	000	141227846	04/05/2024	CHITTUM, ROB	250.58
141	72620	499	000	141227847	04/05/2024	CITY ELECTRIC SUPPLY	141.76
141	72320	399	000	141227848	04/05/2024	COMCAST	103.23
141	72320	307	000	141227848	04/05/2024	COMCAST	100.05
141	72210	524	000	141227849	04/05/2024	DAVENPORT, BEN	190.00
141	72210	524	000	141227849	04/05/2024	DAVENPORT, BEN	363.14
141	72210	524	000	141227849	04/05/2024	DAVENPORT, BEN	110.00
141	72210	355	000	141227850	04/05/2024	DAVIS, JOSH	91.79
141	72710	207	000	141227851	04/05/2024	DIRECT HEALTH CARE	650.00
141	72620	335	000	141227852	04/05/2024	DOCKERY FLOORCOVERIN	3,560.00 CARPET REMOVAL/LVT INSTALLATION - DBHS GUIDANCE
141	72620	335	000	141227852	04/05/2024	DOCKERY FLOORCOVERIN	14,150.00 " " " " - FBS AUDITORIUM
141	72210	524	000	141227853	04/05/2024	EAN SERVICES LLC	124.28
141	72620	499	000	141227854	04/05/2024	EAST TENNESSEE RENT-	6,753.29 EQUIPMENT RENTALS
141	72110	355	000	141227855	04/05/2024	EMBASSY SUITES	635.87
141	72250	355	000	141227856	04/05/2024	EMBASSY SUITES	584.10
141	72620	499	000	141227857	04/05/2024	ESKOLA LLC	695.00
141	72620	499	000	141227858	04/05/2024	FENCO SUPPLY	1,171.80 > HVAC UNIT COMPONENTS
141	72620	499	000	141227858	04/05/2024	FENCO SUPPLY	2,406.58
141	72620	499	000	141227858	04/05/2024	FENCO SUPPLY	9.18
141	72620	499	000	141227858	04/05/2024	FENCO SUPPLY	84.00
141	72620	499	000	141227858	04/05/2024	FENCO SUPPLY	15.75
141	72620	499	000	141227858	04/05/2024	FENCO SUPPLY	28.44
141	72620	499	000	141227858	04/05/2024	FENCO SUPPLY	68.60
141	72620	499	000	141227858	04/05/2024	FENCO SUPPLY	63.02
141	72620	499	000	141227858	04/05/2024	FENCO SUPPLY	18.73
141	72620	499	000	141227858	04/05/2024	FENCO SUPPLY	113.40
141	72620	499	000	141227858	04/05/2024	FENCO SUPPLY	100.35
141	72620	499	000	141227858	04/05/2024	FENCO SUPPLY	107.75
141	72620	499	000	141227858	04/05/2024	FENCO SUPPLY	16.80
141	72620	499	000	141227858	04/05/2024	FENCO SUPPLY	130.67
141	72610	399	000	141227860	04/05/2024	FLEENOR SECURITY SYS	63.03
141	72610	399	000	141227860	04/05/2024	FLEENOR SECURITY SYS	75.00
141	72410	355	000	141227861	04/05/2024	GOOD, DANNY	322.27
141	72810	599	000	141227862	04/05/2024	GRADWEAR	2,144.62 > ASBURY OPTIONAL HIGH SCHOOL - CAPS & GOWNS
141	72810	599	000	141227862	04/05/2024	GRADWEAR	1,894.72
141	72210	524	000	141227863	04/05/2024	GRAY, JANET	742.50
141	72110	355	000	141227864	04/05/2024	GRAY, SHANNON	180.23
141	72110	355	000	141227864	04/05/2024	GRAY, SHANNON	240.00
141	72110	355	000	141227864	04/05/2024	GRAY, SHANNON	373.35
141	72110	355	000	141227864	04/05/2024	GRAY, SHANNON	36.00
141	72710	499	000	141227865	04/05/2024	GREENEVILLE OIL & PE	616.00
141	72620	499	000	141227866	04/05/2024	HAJOCA CORPORATION	2,358.50 > PLUMBING MTNCE MATERIALS
141	72620	499	000	141227866	04/05/2024	HAJOCA CORPORATION	2,078.80
141	72620	499	000	141227866	04/05/2024	HAJOCA CORPORATION	469.44
141	72210	524	000	141227867	04/05/2024	HAMMONS, SHARON	750.75
141	72210	524	000	141227868	04/05/2024	HOLIDAY INN EXPRESS	626.30
141	72210	355	000	141227869	04/05/2024	HOLLEY, PRESTON	189.61
141	72710	453	000	141227870	04/05/2024	INTERSTATE BATTERY S	478.64
141	72610	454	000	141227871	04/05/2024	JOHNSON CITY UTILITY	513.04

				CHECK CHECK				
FND	ACCT	OBJ	PRJ	NUMBER	DATE	VENDOR	AMOUNT	
141	72610	454	000	141227871	04/05/2024	JOHNSON CITY UTILITY	1,681.06	
141	72610	454	000	141227871	04/05/2024	JOHNSON CITY UTILITY	418.46	
141	71100	499	000	141227872	04/05/2024	JONESBOROUGH ELEMENTARY	1,600.00	BASEBALL PROGRAM
141	72610	454	000	141227873	04/05/2024	JONESBOROUGH WATER D	1,170.35	
141	72610	454	000	141227873	04/05/2024	JONESBOROUGH WATER D	37.50	
141	72510	355	000	141227874	04/05/2024	KILIAN, KIMBERLY	80.40	
141	72410	355	000	141227875	04/05/2024	KITE, JOSH	202.34	
141	71100	499	000	141227876	04/05/2024	KIWICO INC	447.20	
141	72210	355	000	141227877	04/05/2024	LEONARD, JILL	74.37	
141	72210	524	000	141227878	04/05/2024	LEWIS, SHARON	767.25	
141	72710	424	000	141227879	04/05/2024	MATHESON TRI-GAS INC	150.18	
141	72610	399	000	141227880	04/05/2024	MCCLAIN'S PEST CONTR	50.00	
141	72710	412	000	141227881	04/05/2024	MCPHERSON FLEETCARD	26,583.30	DIESEL FUEL
141	72710	425	000	141227881	04/05/2024	MCPHERSON FLEETCARD	16,586.60	GASOLINE
141	72710	453	000	141227882	04/05/2024	MID-SOUTH BUS CENTER	1,851.00	VEHICLE MTNCE PARTS
141	72250	355	000	141227883	04/05/2024	MONEY, JEANA	123.28	
141	71100	499	000	141227884	04/05/2024	NASCO	34.43	
141	71100	399	000	141227885	04/05/2024	NATCHEZ TRACE YOUTH	901.00	
141	72610	399	000	141227886	04/05/2024	NORTON'S PEST CONTRO	100.00	
141	71100	399	000	141227887	04/05/2024	OAK PLAINS ACADEMY	1,007.00	YOUTH FACILITY FEES
141	72620	499	000	141227888	04/05/2024	ODP BUSINESS SOLUTIO	461.95	
141	72250	499	000	141227888	04/05/2024	ODP BUSINESS SOLUTIO	269.83	
141	72250	499	000	141227888	04/05/2024	ODP BUSINESS SOLUTIO	337.04	
141	72250	499	000	141227888	04/05/2024	ODP BUSINESS SOLUTIO	92.19	
141	72250	499	000	141227888	04/05/2024	ODP BUSINESS SOLUTIO	149.71	
141	72250	499	000	141227888	04/05/2024	ODP BUSINESS SOLUTIO	342.33	
141	72250	499	000	141227889	04/05/2024	QUILL LLC	109.79	
141	72250	499	000	141227889	04/05/2024	QUILL LLC	185.53	
141	72250	499	000	141227889	04/05/2024	QUILL LLC	238.49	
141	72250	499	000	141227889	04/05/2024	QUILL LLC	335.69	
141	72250	499	000	141227889	04/05/2024	QUILL LLC	258.11	
141	72250	499	000	141227889	04/05/2024	QUILL LLC	189.62	
141	72250	499	000	141227889	04/05/2024	QUILL LLC	260.98	
141	72220	355	000	141227890	04/05/2024	REID, JANEY	69.68	
141	72620	499	000	141227891	04/05/2024	RFC COMPANY	593.89	
141	72220	355	000	141227892	04/05/2024	ROSE, DONNA	103.85	
141	72210	524	000	141227893	04/05/2024	SAM'S CLUB DIRECT	78.63	
141	72120	499	000	141227893	04/05/2024	SAM'S CLUB DIRECT	695.92	
141	71300	429	000	141227893	04/05/2024	SAM'S CLUB DIRECT	193.68	
141	72310	599	000	141227893	04/05/2024	SAM'S CLUB DIRECT	104.14	
141	72310	599	000	141227893	04/05/2024	SAM'S CLUB DIRECT	92.67	
141	72310	599	000	141227893	04/05/2024	SAM'S CLUB DIRECT	662.30	
141	72220	355	000	141227894	04/05/2024	SELF, LEA	121.27	
141	72250	499	000	141227895	04/05/2024	SHIELDS ELECTRONICS	3,600.00	20 RADIOS-SSS
141	72250	499	000	141227895	04/05/2024	SHIELDS ELECTRONICS	5,400.00	30 RADIOS-DBHS
141	71200	399	000	141227896	04/05/2024	STELLAR THERAPY SERV	1,292.00	PSYCH SERVICES-SPED
141	72620	599	000	141227897	04/05/2024	TEG ENTERPRISES	62.60	
141	72320	435	000	141227898	04/05/2024	TENNESSEE OFFICE SUP	47.96	
141	72310	599	000	141227899	04/05/2024	THE CATERING COMPANY	1,361.34	TENURED TEACHERS RECEPTION
141	72620	499	000	141227900	04/05/2024	TRI CITY MOWER & SAW	2,452.88	GROUNDS MTNCE MATERIALS
141	72620	499	000	141227901	04/05/2024	UNITED RENTALS	1,518.80	EQUIPMENT RENTALS
141	71100	399	000	141227902	04/05/2024	VILLAGE BEHAVIORAL H	1,000.00	YOUTH FACILITY FEES
141	99100	590	000	141227903	04/05/2024	WASHINGTON COUNTY DEBT	28,241.00	EESI PAYMENT # 22
141	72710	599	000	141227904	04/05/2024	WASHINGTON COUNTY CO	25.50	
141	73300	499	000	141227905	04/05/2024	WASHINGTON COUNTY FOOD SERVICE	1,569.75	SACC SNACKS
141	72620	499	000	141227906	04/05/2024	WILLIAMS ELECTRIC SU	341.32	

		CHECK CHECK					
FND	ACCT	OBJ	PRJ	NUMBER	DATE	VENDOR	AMOUNT
141	72620	499	000	141227906	04/05/2024	WILLIAMS ELECTRIC SU	56.20
141	72620	499	000	141227906	04/05/2024	WILLIAMS ELECTRIC SU	588.00
141	72620	499	000	141227906	04/05/2024	WILLIAMS ELECTRIC SU	220.74
141	72620	499	000	141227906	04/05/2024	WILLIAMS ELECTRIC SU	73.60
141	72710	729	000	141227907	04/05/2024	WILSON COUNTY MOTORS	45,362.20
141	72250	355	000	141227908	04/05/2024	WOLFE, NICOLE	36.00
141	72250	355	000	141227908	04/05/2024	WOLFE, NICOLE	240.00
141	72250	355	000	141227908	04/05/2024	WOLFE, NICOLE	368.50
141	72210	355	000	141227909	04/05/2024	WOODWARD, HANNAH	75.17
141	72620	499	000	141227930	04/11/2024	AIRGAS INC, SOUTH DI	24.99
141	71100	299	000	141227931	04/11/2024	AMERICAN BENEFIT ADM	200.00
141	71100	499	000	141227932	04/11/2024	BALL, GEORGE	37.15
141	71100	499	000	141227933	04/11/2024	BANKCARD	297.20
141	71300	429	000	141227933	04/11/2024	BANKCARD	224.70
141	72120	599	000	141227933	04/11/2024	BANKCARD	80.00
141	72210	355	000	141227933	04/11/2024	BANKCARD	764.76
141	72210	524	000	141227933	04/11/2024	BANKCARD	3,401.80
141	72710	599	000	141227933	04/11/2024	BANKCARD	592.46
141	73400	524	000	141227933	04/11/2024	BANKCARD	600.00
141	72250	399	000	141227933	04/11/2024	BANKCARD	162.85
141	71100	499	000	141227934	04/11/2024	BHMA OCCUPATIONAL ME	45.00
141	71100	499	000	141227934	04/11/2024	BHMA OCCUPATIONAL ME	45.00
141	71100	499	000	141227934	04/11/2024	BHMA OCCUPATIONAL ME	45.00
141	71100	499	000	141227935	04/11/2024	BLEVINS, ANGIE	37.15
141	71100	499	000	141227936	04/11/2024	BLICK ART MATERIALS	232.65
141	72620	499	000	141227937	04/11/2024	BLUE WATER INDUSTRIE	267.03
141	72710	499	000	141227937	04/11/2024	BLUE WATER INDUSTRIE	1,159.79
141	72610	599	000	141227938	04/11/2024	BRIGHTSPEED	27.96
141	72210	355	000	141227939	04/11/2024	CARR, MELINDA	125.96
141	72610	454	000	141227941	04/11/2024	CHUCKEY UTILITY DIST	295.58
141	72610	599	000	141227942	04/11/2024	CINTAS	401.80
141	72620	599	000	141227942	04/11/2024	CINTAS	2,307.30
141	72710	599	000	141227942	04/11/2024	CINTAS	656.37
141	72610	599	000	141227942	04/11/2024	CINTAS	234.68
141	72610	599	000	141227942	04/11/2024	CINTAS	146.10
141	72610	599	000	141227942	04/11/2024	CINTAS	264.00
141	72610	454	000	141227943	04/11/2024	CITY OF KINGSPORT	423.10
141	72250	399	000	141227944	04/11/2024	CIVICPLUS LLC	4,769.00
141	71100	499	000	141227945	04/11/2024	CROWE, DINAH	37.15
141	72250	350	000	141227947	04/11/2024	ENA SERVICES LLC	13,182.00
141	72320	307	000	141227947	04/11/2024	ENA SERVICES LLC	206.91
141	72320	307	000	141227947	04/11/2024	ENA SERVICES LLC	252.02
141	72320	307	000	141227947	04/11/2024	ENA SERVICES LLC	378.75
141	72320	307	000	141227947	04/11/2024	ENA SERVICES LLC	332.92
141	72320	307	000	141227947	04/11/2024	ENA SERVICES LLC	123.40
141	72320	307	000	141227947	04/11/2024	ENA SERVICES LLC	213.00
141	72320	307	000	141227947	04/11/2024	ENA SERVICES LLC	142.24
141	72320	307	000	141227947	04/11/2024	ENA SERVICES LLC	142.24
141	72320	307	000	141227947	04/11/2024	ENA SERVICES LLC	132.82
141	72320	307	000	141227947	04/11/2024	ENA SERVICES LLC	259.94
141	72320	307	000	141227947	04/11/2024	ENA SERVICES LLC	132.82
141	72320	307	000	141227947	04/11/2024	ENA SERVICES LLC	139.86
141	72710	307	000	141227947	04/11/2024	ENA SERVICES LLC	20.50
141	72620	307	000	141227947	04/11/2024	ENA SERVICES LLC	138.20
141	72320	307	000	141227947	04/11/2024	ENA SERVICES LLC	147.62
141	72320	307	000	141227947	04/11/2024	ENA SERVICES LLC	889.07

2024 CHEVY SILVERADO 2500

CONFERENCE EXPENSES

STONE PRODUCTS--TRANSP

MTNCE & GROUNDS UNIFORMS

PARKS & REC MANAGEMENT SOFTWARE

INTERNET CONNECTNITY FEE

		CHECK CHECK					
FND	ACCT	OBJ	PRJ	NUMBER	DATE	VENDOR	AMOUNT
141	72610	599	000	141227947	04/11/2024	ENA SERVICES LLC	1,098.95 ALARM FEES
141	73300	599	000	141227947	04/11/2024	ENA SERVICES LLC	45.83
141	72620	499	000	141227948	04/11/2024	FARRELL CALHOUN INC	1,373.05 PAINT & SUPPLIES
141	72620	499	000	141227949	04/11/2024	FERGUSON ENTERPRISES	5,204.66 PLUMBING-PLNCE SUPPLIES
141	72710	453	000	141227951	04/11/2024	FISHER AUTO PARTS	4,199.06 VEHICLE PARTS
141	72510	355	000	141227952	04/11/2024	FLEENOR, JANE	56.28
141	72510	355	000	141227952	04/11/2024	FLEENOR, JANE	72.36
141	72120	355	000	141227953	04/11/2024	FOGLEMAN, KATIE	80.27
141	72210	524	000	141227954	04/11/2024	FOOD CITY	259.15
141	72310	599	000	141227954	04/11/2024	FOOD CITY	350.70
141	72620	499	000	141227955	04/11/2024	FOSTER SIGNS	2,465.00 BCE ATHLETIC COMPLEX SIGNAGE
141	72620	499	000	141227955	04/11/2024	FOSTER SIGNS	170.00
141	71100	399	000	141227956	04/11/2024	FRONTIER HEALTH	25,636.38 CSH BEHAVIORAL COUNSELORS
141	72210	355	000	141227957	04/11/2024	GOUGE, STEPHANIE	36.85
141	71300	429	000	141227959	04/11/2024	HAULDREN, KELLI	175.00
141	71300	429	000	141227959	04/11/2024	HAULDREN, KELLI	448.90
141	72230	355	000	141227959	04/11/2024	HAULDREN, KELLI	146.73
141	72210	355	000	141227960	04/11/2024	HAYES, CINDY	75.04
141	72620	499	000	141227963	04/11/2024	HD SUPPLY	439.11
141	72620	499	000	141227963	04/11/2024	HD SUPPLY	46.00
141	72620	499	000	141227963	04/11/2024	HD SUPPLY	41.04
141	72620	499	000	141227963	04/11/2024	HD SUPPLY	51.23
141	72620	599	000	141227963	04/11/2024	HD SUPPLY	144.27
141	72610	410	000	141227963	04/11/2024	HD SUPPLY	2,463.19
141	72610	410	000	141227963	04/11/2024	HD SUPPLY	260.60
141	72610	410	000	141227963	04/11/2024	HD SUPPLY	2,538.23
141	72610	410	000	141227963	04/11/2024	HD SUPPLY	31.80
141	72610	410	000	141227963	04/11/2024	HD SUPPLY	31.80
141	72610	410	000	141227963	04/11/2024	HD SUPPLY	1,236.45
141	72610	410	000	141227963	04/11/2024	HD SUPPLY	1,730.22
141	72610	410	000	141227963	04/11/2024	HD SUPPLY	774.72
141	72610	410	000	141227963	04/11/2024	HD SUPPLY	1,738.83
141	72610	410	000	141227963	04/11/2024	HD SUPPLY	1,580.30
141	72610	410	000	141227963	04/11/2024	HD SUPPLY	1,894.00
141	72610	410	000	141227963	04/11/2024	HD SUPPLY	1,041.30
141	72610	410	000	141227963	04/11/2024	HD SUPPLY	643.80
141	72610	410	000	141227963	04/11/2024	HD SUPPLY	167.55
141	72610	410	000	141227963	04/11/2024	HD SUPPLY	289.70
141	71100	499	000	141227961	04/11/2024	HEAD, JENNIFER	37.15
141	72620	499	000	141227962	04/11/2024	HOBBS & ASSOCIATES	1,875.00 HVAC UNIT CONTROL BOARD
141	72620	499	000	141227964	04/11/2024	INSPIRE BUSINESS INT	9,388.31 CO DATA SERVICES OFFICE FURNITURE
141	71200	429	000	141227964	04/11/2024	INSPIRE BUSINESS INT	4,844.97 CO SPED OFFICE FURNITURE
141	72120	355	000	141227965	04/11/2024	JENKINS, TAYLOR	31.16
141	72710	599	000	141227966	04/11/2024	JONESBOROUGH PHOTO E	50.00
141	72210	355	000	141227967	04/11/2024	KINCAID, ABBIGAIL	51.59
141	72710	425	000	141227968	04/11/2024	KUDERA, CHRIS	269.54
141	73300	355	000	141227969	04/11/2024	LANE, TINA	42.88
141	71100	399	000	141227970	04/11/2024	LANGUAGE TRAINING CE	25.65
141	71100	399	000	141227970	04/11/2024	LANGUAGE TRAINING CE	0.20
141	72610	399	000	141227971	04/11/2024	LEO'S PEST CONTROL	321.50
141	72610	399	000	141227971	04/11/2024	LEO'S PEST CONTROL	86.50
141	72610	399	000	141227971	04/11/2024	LEO'S PEST CONTROL	164.00
141	72610	399	000	141227971	04/11/2024	LEO'S PEST CONTROL	164.00
141	72610	399	000	141227971	04/11/2024	LEO'S PEST CONTROL	132.00
141	72610	399	000	141227971	04/11/2024	LEO'S PEST CONTROL	121.00
141	71100	499	000	141227972	04/11/2024	LOUTER, MICHAEL	37.15

CUSTODIAL
SUPPLIES

				CHECK CHECK				
END	ACCT	OBJ	PRJ	NUMBER	DATE	VENDOR	AMOUNT	
141	72120	499	000	141227973	04/11/2024	LOWE'S	223.21	
141	72620	499	000	141227973	04/11/2024	LOWE'S	7,473.79	MTNCE DEPT MATERIALS
141	72710	424	000	141227973	04/11/2024	LOWE'S	388.46	
141	72250	499	000	141227973	04/11/2024	LOWE'S	223.11	
141	71300	429	000	141227973	04/11/2024	LOWE'S	1,051.90	CTE CLASSROOM MATERIALS
141	71100	499	000	141227974	04/11/2024	MOORE, RICHARD	37.15	
141	72210	524	000	141227975	04/11/2024	NASSP	425.00	
141	71100	299	000	141227976	04/11/2024	OMNI GROUP	50.00	
141	72210	432	000	141227977	04/11/2024	PERMA-BOUND	70.72	
141	72210	432	000	141227977	04/11/2024	PERMA-BOUND	161.76	
141	72210	432	000	141227977	04/11/2024	PERMA-BOUND	898.42	
141	72210	432	000	141227977	04/11/2024	PERMA-BOUND	155.17	
141	72210	432	000	141227977	04/11/2024	PERMA-BOUND	148.37	
141	72210	432	000	141227977	04/11/2024	PERMA-BOUND	127.87	
141	72210	432	000	141227977	04/11/2024	PERMA-BOUND	205.48	
141	72210	432	000	141227977	04/11/2024	PERMA-BOUND	22.27	
141	72210	355	000	141227978	04/11/2024	FERRY, HANNAH	101.84	
141	72210	355	000	141227979	04/11/2024	POORE, TAYLOR	156.11	
141	72610	399	000	141227980	04/11/2024	PREMIER FIRE PROTECT	200.00	
141	72610	399	000	141227980	04/11/2024	PREMIER FIRE PROTECT	120.00	
141	72610	399	000	141227980	04/11/2024	PREMIER FIRE PROTECT	490.00	
141	72610	399	000	141227980	04/11/2024	PREMIER FIRE PROTECT	375.00	
141	72610	399	000	141227980	04/11/2024	PREMIER FIRE PROTECT	125.00	
141	72610	399	000	141227980	04/11/2024	PREMIER FIRE PROTECT	490.00	
141	72610	399	000	141227980	04/11/2024	PREMIER FIRE PROTECT	490.00	
141	72610	399	000	141227980	04/11/2024	PREMIER FIRE PROTECT	250.00	
141	73300	355	000	141227981	04/11/2024	RICHARDSON, ABBY	115.24	
141	72320	399	000	141227982	04/11/2024	ROBERT J. YOUNG COMP	10,471.37	COPIER RENTALS-SYSTEMWIDE
141	72250	499	000	141227983	04/11/2024	SHIELDS ELECTRONICS	42.62	
141	72620	499	000	141227984	04/11/2024	SITE ONE LANDSCAPE S	5,193.75	GROWDS MTNCE MATERIALS
141	72210	355	000	141227985	04/11/2024	SMITH, ALICE ANN	79.06	
141	72220	355	000	141227990	04/11/2024	THOMPSON, LESLIE	210.38	
141	72620	499	000	141227991	04/11/2024	TRANE COMPANY	621.25	
141	72710	453	000	141227992	04/11/2024	TRUCK PRO	126.38	
141	72620	335	000	141227993	04/11/2024	UNITED REFRIGERATION	4,758.93	HVAC UNIT COMPONENTS
141	72210	336	000	141227994	04/11/2024	UPPER STORY	691.48	
141	72320	307	000	141227995	04/11/2024	VERIZON WIRELESS	43.37	
141	72120	355	000	141227997	04/11/2024	WHITE, AMANDA	34.84	
141	72120	499	000	141227998	04/11/2024	WILLIAM V. MACGILL &	935.00	
141	72210	355	000	141227999	04/11/2024	WILSON, BRANDI	276.04	
141	72620	499	000	141228000	04/11/2024	WM. S. TRIMBLE COMPA	1,592.00	DOORS & ACCESSORIES, MTNCE DEPT
141	72210	524	000	141228001	04/11/2024	WOLFE, JACKI	745.71	
141	72710	399	000	141228002	04/12/2024	ARCHER BROTHERS GARA	350.00	
141	72710	399	000	141228002	04/12/2024	ARCHER BROTHERS GARA	150.00	
141	72710	399	000	141228002	04/12/2024	ARCHER BROTHERS GARA	85.00	
141	72710	399	000	141228002	04/12/2024	ARCHER BROTHERS GARA	85.00	
141	72710	399	000	141228002	04/12/2024	ARCHER BROTHERS GARA	729.70	
141	72620	499	000	141228003	04/12/2024	SOUTHERN REBAR & SUP	128.79	
141	72620	499	000	141228003	04/12/2024	SOUTHERN REBAR & SUP	371.52	
141	72320	307	000	141228004	04/12/2024	VERIZON WIRELESS	2,629.58	
141	72610	434	000	141228017	04/17/2024	ATMOS ENERGY	212.80	
141	72610	434	000	141228017	04/17/2024	ATMOS ENERGY	210.68	
141	72610	434	000	141228017	04/17/2024	ATMOS ENERGY	388.78	
141	72610	434	000	141228017	04/17/2024	ATMOS ENERGY	345.14	
141	72610	434	000	141228017	04/17/2024	ATMOS ENERGY	173.38	
141	72610	434	000	141228017	04/17/2024	ATMOS ENERGY	42.45	

				CHECK CHECK				
FND	ACCT	OBJ	PRJ	NUMBER	DATE	VENDOR	AMOUNT	
141	72610	434	000	141228017	04/17/2024	ATMOS ENERGY	1,700.43	} NATURAL GAS
141	72610	434	000	141228017	04/17/2024	ATMOS ENERGY	1,811.88	
141	72610	434	000	141228017	04/17/2024	ATMOS ENERGY	844.64	
141	72210	432	000	141228018	04/17/2024	BARNES & NOBLE INC	2,485.85	} LIBRARY BOOKS-DCHS
141	72210	432	000	141228018	04/17/2024	BARNES & NOBLE INC	49.69	
141	72210	432	000	141228018	04/17/2024	BARNES & NOBLE INC	74.23	
141	72210	432	000	141228018	04/17/2024	BARNES & NOBLE INC	825.88	
141	72610	434	000	141228019	04/17/2024	BLOSSMAN GAS & APPLI	8,650.69	} PROPANE
141	72610	434	000	141228019	04/17/2024	BLOSSMAN GAS & APPLI	3,741.25	
141	72610	434	000	141228019	04/17/2024	BLOSSMAN GAS & APPLI	1,635.96	
141	71100	499	000	141228020	04/17/2024	BSN SPORTS	643.61	
141	71100	429	000	141228020	04/17/2024	BSN SPORTS	41.59	
141	72310	355	000	141228021	04/17/2024	CARNEGIE HOTEL	114.49	
141	72210	355	000	141228023	04/17/2024	HITE, MEGAN	26.80	
141	72610	454	000	141228026	04/17/2024	JOHNSON CITY UTILITY	1,475.82	
141	72610	454	000	141228026	04/17/2024	JOHNSON CITY UTILITY	594.32	
141	72610	454	000	141228026	04/17/2024	JOHNSON CITY UTILITY	5,130.44	
141	72610	359	000	141228026	04/17/2024	JOHNSON CITY UTILITY	1,103.00	
141	72610	359	000	141228026	04/17/2024	JOHNSON CITY UTILITY	300.00	
141	72610	359	000	141228026	04/17/2024	JOHNSON CITY UTILITY	400.00	
141	72610	359	000	141228026	04/17/2024	JOHNSON CITY UTILITY	275.00	
141	72610	359	000	141228026	04/17/2024	JOHNSON CITY UTILITY	560.00	
141	72610	359	000	141228026	04/17/2024	JOHNSON CITY UTILITY	452.50	
141	72610	359	000	141228026	04/17/2024	JOHNSON CITY UTILITY	338.79	
141	72610	359	000	141228026	04/17/2024	JOHNSON CITY UTILITY	343.43	
141	72610	359	000	141228026	04/17/2024	JOHNSON CITY UTILITY	187.01	
141	72610	359	000	141228026	04/17/2024	JOHNSON CITY UTILITY	93.50	
141	72610	454	000	141228026	04/17/2024	JOHNSON CITY UTILITY	2,844.19	
141	72610	359	000	141228026	04/17/2024	JOHNSON CITY UTILITY	7,370.00	
141	72610	359	000	141228027	04/17/2024	JONESBOROUGH WATER D	145.00	
141	72610	454	000	141228027	04/17/2024	JONESBOROUGH WATER D	78.83	
141	71100	299	000	141228028	04/17/2024	OPTUM	400.00	
141	72210	355	000	141228029	04/17/2024	STRAYHORN, FELICIA	101.84	
141	72710	599	000	141228031	04/17/2024	WEST TOWN COLLISION	500.00	
141	72710	599	000	141228032	04/19/2024	ACE AUTO GLASS	450.00	
141	72710	453	000	141228033	04/19/2024	ADVANCE AUTO PARTS	639.86	
141	72250	499	000	141228034	04/19/2024	AMAZON CAPITAL SERVI	339.98	
141	72250	499	000	141228034	04/19/2024	AMAZON CAPITAL SERVI	258.35	
141	72250	499	000	141228034	04/19/2024	AMAZON CAPITAL SERVI	74.95	
141	72250	499	000	141228034	04/19/2024	AMAZON CAPITAL SERVI	174.41	
141	72250	499	000	141228034	04/19/2024	AMAZON CAPITAL SERVI	254.89	
141	72250	499	000	141228034	04/19/2024	AMAZON CAPITAL SERVI	1,696.00	} TECH DEPT MATERIALS
141	72250	499	000	141228034	04/19/2024	AMAZON CAPITAL SERVI	53.96	
141	72250	499	000	141228034	04/19/2024	AMAZON CAPITAL SERVI	37.06	
141	72250	499	000	141228034	04/19/2024	AMAZON CAPITAL SERVI	613.88	
141	71100	429	000	141228034	04/19/2024	AMAZON CAPITAL SERVI	189.80	
141	71100	429	000	141228034	04/19/2024	AMAZON CAPITAL SERVI	612.80	
141	71100	599	000	141228034	04/19/2024	AMAZON CAPITAL SERVI	963.92	
141	71100	599	000	141228034	04/19/2024	AMAZON CAPITAL SERVI	338.98	
141	71100	599	000	141228034	04/19/2024	AMAZON CAPITAL SERVI	576.10	
141	71100	599	000	141228034	04/19/2024	AMAZON CAPITAL SERVI	778.80	
141	71100	599	000	141228034	04/19/2024	AMAZON CAPITAL SERVI	179.60	
141	72810	499	000	141228034	04/19/2024	AMAZON CAPITAL SERVI	32.26	
141	72810	499	000	141228034	04/19/2024	AMAZON CAPITAL SERVI	394.47	
141	72110	499	000	141228034	04/19/2024	AMAZON CAPITAL SERVI	476.17	
141	72310	599	000	141228034	04/19/2024	AMAZON CAPITAL SERVI	45.99	

		CHECK CHECK					
<u>END</u>	<u>ACCT</u>	<u>OBJ</u>	<u>PRJ</u>	<u>NUMBER</u>	<u>DATE</u>	<u>VENDOR</u>	<u>AMOUNT</u>
141	72510	499	000	141228034	04/19/2024	AMAZON CAPITAL SERVI	29.99
141	72620	499	000	141228034	04/19/2024	AMAZON CAPITAL SERVI	372.21
141	72620	499	000	141228034	04/19/2024	AMAZON CAPITAL SERVI	69.95
141	71300	429	000	141228034	04/19/2024	AMAZON CAPITAL SERVI	189.95
141	71300	429	000	141228034	04/19/2024	AMAZON CAPITAL SERVI	151.99
141	72620	499	000	141228035	04/19/2024	ANDY OXY CO INC	132.56
141	72310	599	000	141228036	04/19/2024	BANKCARD	279.99
141	72320	435	000	141228036	04/19/2024	BANKCARD	158.93
141	72620	599	000	141228036	04/19/2024	BANKCARD	831.09
141	72620	499	000	141228037	04/19/2024	BLEACHERS & SEATS.CO	5,345.40 BLEACHER SYSTEM COMPONENTS;SSS
141	73300	599	000	141228038	04/19/2024	BLEVINS, ANGELA	800.00
141	72610	399	000	141228039	04/19/2024	BM SEPTIC TANK COMPA	400.00
141	72610	399	000	141228039	04/19/2024	BM SEPTIC TANK COMPA	400.00
141	72610	399	000	141228039	04/19/2024	BM SEPTIC TANK COMPA	350.00
141	71100	499	000	141228040	04/19/2024	BOONES CREEK ELEMENT	1,007.44 PEPSICO COMMISSION
141	72610	415	000	141228041	04/19/2024	BRIGHT RIDGE	7,860.41
141	72610	415	000	141228041	04/19/2024	BRIGHT RIDGE	1,895.88
141	72610	415	000	141228041	04/19/2024	BRIGHT RIDGE	2,759.17
141	72610	415	000	141228041	04/19/2024	BRIGHT RIDGE	10,653.04
141	72610	415	000	141228041	04/19/2024	BRIGHT RIDGE	12,173.07
141	72610	415	000	141228041	04/19/2024	BRIGHT RIDGE	4,135.63
141	72610	415	000	141228041	04/19/2024	BRIGHT RIDGE	6,798.13
141	72610	415	000	141228041	04/19/2024	BRIGHT RIDGE	9,094.86
141	72610	415	000	141228041	04/19/2024	BRIGHT RIDGE	3,331.16
141	72610	415	000	141228041	04/19/2024	BRIGHT RIDGE	9,311.85
141	72610	415	000	141228041	04/19/2024	BRIGHT RIDGE	5,412.11
141	72610	415	000	141228041	04/19/2024	BRIGHT RIDGE	7,271.83
141	72610	415	000	141228041	04/19/2024	BRIGHT RIDGE	8,751.72
141	72610	415	000	141228041	04/19/2024	BRIGHT RIDGE	22,359.49
141	72610	415	000	141228041	04/19/2024	BRIGHT RIDGE	22,833.50
141	72610	415	000	141228041	04/19/2024	BRIGHT RIDGE	14,158.96
141	71300	429	000	141228042	04/19/2024	CDW GOVERNMENT, INC	820.00
141	72610	399	000	141228043	04/19/2024	CHEM-AQUA INC	1,332.62 DCHS CHILLER MNTNCE
141	72610	599	000	141228044	04/19/2024	CINTAS	16.35
141	72610	599	000	141228044	04/19/2024	CINTAS	16.35
141	72610	599	000	141228044	04/19/2024	CINTAS	16.35
141	72610	599	000	141228044	04/19/2024	CINTAS	16.35
141	72610	599	000	141228044	04/19/2024	CINTAS	246.56
141	72610	599	000	141228044	04/19/2024	CINTAS	124.24
141	72610	599	000	141228044	04/19/2024	CINTAS	446.35
141	72610	599	000	141228044	04/19/2024	CINTAS	128.16
141	72620	599	000	141228045	04/19/2024	COLUMN SOFTWARE PBC	654.74
141	72310	399	000	141228046	04/19/2024	CRYSTAL SPRINGS	163.88
141	71100	499	000	141228047	04/19/2024	DANIEL BOONE HIGH SC	4,611.06 PEPSICO COMMISSION
141	71100	499	000	141228047	04/19/2024	DANIEL BOONE HIGH SC	129.56
141	71100	499	000	141228048	04/19/2024	DAVID CROCKETT HIGH	5,117.34 PEPSICO COMMISSION
141	71100	499	000	141228048	04/19/2024	DAVID CROCKETT HIGH	191.62
141	71300	429	000	141228049	04/19/2024	DCHS HEALTH SCIENCE	200.00
141	72210	432	000	141228050	04/19/2024	DEMCO	405.07
141	72210	355	000	141228051	04/19/2024	DRINNON, SHANNON	112.56
141	71100	499	000	141228052	04/19/2024	ETSU	13,739.04 TOP TEN CATERING FEE
141	71100	499	000	141228052	04/19/2024	ETSU	1,155.00 TOP TEN FACILITY RENTAL
141	71100	499	000	141228053	04/19/2024	FALL BRANCH SCHOOL	131.82
141	72810	499	000	141228054	04/19/2024	G & A SCREEN PRINTIN	999.00
141	71300	730	000	141228055	04/19/2024	GOVCONNECTION, INC	6,243.80 DESIGNJET SYSTEM DCHS CTE
141	71100	499	000	141228056	04/19/2024	GRANDVIEW ELEMENTARY	247.82

		CHECK CHECK		NUMBER DATE		VENDOR	AMOUNT	
FND	ACCT	OBJ	PRJ	NUMBER	DATE	VENDOR	AMOUNT	
141	71100	499	000	141228057	04/19/2024	GRAY ELEMENTARY SCHO	36.02	
141	72230	355	000	141228058	04/19/2024	HALE, CHARLES	146.73	
141	72610	328	000	141228059	04/19/2024	HES FACILITIES	17,132.03	Custodial Services
141	72610	328	000	141228059	04/19/2024	HES FACILITIES	11,155.74	
141	72610	328	000	141228059	04/19/2024	HES FACILITIES	6,374.71	
141	72610	328	000	141228059	04/19/2024	HES FACILITIES	10,358.90	
141	72610	328	000	141228059	04/19/2024	HES FACILITIES	17,127.29	
141	72610	328	000	141228059	04/19/2024	HES FACILITIES	9,562.06	
141	72610	328	000	141228059	04/19/2024	HES FACILITIES	7,569.97	
141	72610	328	000	141228059	04/19/2024	HES FACILITIES	7,968.39	
141	72610	328	000	141228059	04/19/2024	HES FACILITIES	7,569.97	
141	72610	328	000	141228059	04/19/2024	HES FACILITIES	18,327.29	
141	72610	328	000	141228059	04/19/2024	HES FACILITIES	18,327.29	
141	72610	328	000	141228059	04/19/2024	HES FACILITIES	11,155.74	
141	71100	429	000	141228060	04/19/2024	INGLES MARKETS, INC	200.00	
141	71100	499	000	141228061	04/19/2024	J W PEPPER & SON, IN	126.81	
141	71100	499	000	141228061	04/19/2024	J W PEPPER & SON, IN	439.45	
141	71100	499	000	141228061	04/19/2024	J W PEPPER & SON, IN	2.00	
141	71100	499	000	141228061	04/19/2024	J W PEPPER & SON, IN	118.08	
141	71100	499	000	141228062	04/19/2024	JONESBOROUGH ELEMENT	576.64	
141	71100	499	000	141228063	04/19/2024	LAMAR SCHOOL	138.46	
141	72620	499	000	141228064	04/19/2024	LEONARD	8,901.00	MTNCE VAN BULKHEAD & STORAGE CABINETS
141	72620	335	000	141228065	04/19/2024	MCCALL COMMERCIAL FE	1,603.00	FENCING REPAIRS -FBS
141	71100	499	000	141228066	04/19/2024	MUSIC DOCTORS	1,769.00	BASS CLARINET-DBHS BAND
141	71300	429	000	141228067	04/19/2024	ODP BUSINESS SOLUTIO	329.96	
141	71100	499	000	141228067	04/19/2024	ODP BUSINESS SOLUTIO	4,498.80	> 250 CASES OF COPY PAPER
141	71100	499	000	141228067	04/19/2024	ODP BUSINESS SOLUTIO	4,498.80	
141	72250	499	000	141228067	04/19/2024	ODP BUSINESS SOLUTIO	404.75	
141	72250	499	000	141228067	04/19/2024	ODP BUSINESS SOLUTIO	518.84	
141	72250	499	000	141228067	04/19/2024	ODP BUSINESS SOLUTIO	404.75	
141	72250	499	000	141228067	04/19/2024	ODP BUSINESS SOLUTIO	539.38	
141	72250	499	000	141228067	04/19/2024	ODP BUSINESS SOLUTIO	642.13	
141	72250	499	000	141228067	04/19/2024	ODP BUSINESS SOLUTIO	163.89	
141	72210	355	000	141228068	04/19/2024	OGLE, JOSH	125.96	
141	71300	429	000	141228069	04/19/2024	POCKET NURSE	112.95	
141	72710	511	000	141228070	04/19/2024	PUBLIC RISK INSURORS	12,597.00	VEHICLE ADD-ONS
141	72310	502	000	141228070	04/19/2024	PUBLIC RISK INSURORS	166.00	
141	72250	399	000	141228071	04/19/2024	RAPTOR TECHNOLOGIES	687.50	
141	71300	730	000	141228072	04/19/2024	REALITYWORKS	3,616.00	PANT LAB HYDROPONICS SYSTEMS-2;UHS
141	71100	499	000	141228073	04/19/2024	RIDGEVIEW ELEMENTARY	177.36	
141	72310	599	000	141228074	04/19/2024	RIVERS, KIM	56.27	
141	71100	499	000	141228075	04/19/2024	SOUTH CENTRAL SCHOOL	108.78	
141	72620	499	000	141228076	04/19/2024	SOUTHERN STATES CO-O	2,369.30	GROUNDS MTNCE MATERIALS
141	71100	299	000	141228077	04/19/2024	STANLEY, BAILEY	82.31	
141	71100	499	000	141228078	04/19/2024	SULPHUR SPRINGS SCHO	149.24	
141	72120	499	000	141228079	04/19/2024	SULPHUR SPRINGS SCHO	600.00	
141	72620	599	000	141228080	04/19/2024	TEG ENTERPRISES	125.00	
141	72620	599	000	141228080	04/19/2024	TEG ENTERPRISES	125.00	
141	71100	722	000	141228081	04/19/2024	TEQUIPMENT INC	17,748.78	4 ZPACE INSPIRE SYSTEMS;WVS
141	71300	730	000	141228082	04/19/2024	THINKLABS MEDICAL LL	519.00	
141	72620	499	000	141228083	04/19/2024	TMS SOUTH	2,466.42	PLUMBING MTNCE SUPPLIES
141	72710	330	000	141228084	04/19/2024	TOYOTA FINANCIAL SER	581.85	
141	72710	330	000	141228084	04/19/2024	TOYOTA FINANCIAL SER	574.45	
141	72620	499	000	141228085	04/19/2024	UNITED REFRIGERATION	1,303.28	HVAC MTNCE SUPPLIES
141	72620	499	000	141228086	04/19/2024	VALLEY EQUIPMENT CO	437.00	
141	72620	499	000	141228086	04/19/2024	VALLEY EQUIPMENT CO	100.00	

		CHECK CHECK					
FND	ACCT	OBJ	PRJ	NUMBER	DATE	VENDOR	AMOUNT
141	72620	499	000	141228086	04/19/2024	VALLEY EQUIPMENT CO	35.50
141	72620	499	000	141228087	04/19/2024	WASHINGTON FARMERS C	4,180.76
141	71300	429	000	141228087	04/19/2024	WASHINGTON FARMERS C	269.75
141	72230	336	000	141228088	04/19/2024	WEST HILLS TRACTOR,	67.33
141	71100	499	000	141228089	04/19/2024	WEST VIEW SCHOOL	159.90
141	72310	331	000	141228099	04/24/2024	BENNETT & DECAMP PLL	4,500.00
141	72620	499	000	141228100	04/26/2024	ALUMINUM & GLASS SYS	288.10
141	72620	499	000	141228100	04/26/2024	ALUMINUM & GLASS SYS	210.73
141	73300	499	000	141228101	04/26/2024	AMERICAN RED CROSS	38.00
141	72210	336	000	141228103	04/26/2024	APPLE INC	598.00
141	72610	434	000	141228104	04/26/2024	ATMOS ENERGY	84.90
141	71100	499	000	141228105	04/26/2024	BANKCARD	4,424.25
141	73400	499	000	141228106	04/26/2024	BARTER THEATRE	100.00
141	71100	299	000	141228107	04/26/2024	COMMUNITY EYE CARE,	1,809.19
141	71100	499	000	141228108	04/26/2024	DCHS WELDING DEPT	1,440.00
141	72620	499	000	141228109	04/26/2024	DOWN TO EARTH	226.00
141	72620	499	000	141228109	04/26/2024	DOWN TO EARTH	224.00
141	72620	499	000	141228109	04/26/2024	DOWN TO EARTH	238.14
141	72620	499	000	141228109	04/26/2024	DOWN TO EARTH	245.70
141	72620	499	000	141228109	04/26/2024	DOWN TO EARTH	476.40
141	72620	335	000	141228110	04/26/2024	ES DOCKERY, INC	7,500.00
141	71100	399	000	141228111	04/26/2024	ETSU UNIVERSITY SCHO	486,804.52
141	72620	499	000	141228112	04/26/2024	EVERGREEN OF JOHNSON	562.50
141	72620	499	000	141228113	04/26/2024	FASTENAL	388.91
141	72620	499	000	141228113	04/26/2024	FASTENAL	114.48
141	72210	432	000	141228114	04/26/2024	FIRST BOOK	165.69
141	72510	499	000	141228116	04/26/2024	FIRST HORIZON BANK	38.00
141	72520	499	000	141228117	04/26/2024	GOVCONNECTION, INC	407.50
141	72210	432	000	141228117	04/26/2024	GOVCONNECTION, INC	783.81
141	72250	399	000	141228117	04/26/2024	GOVCONNECTION, INC	2,049.88
141	72250	499	000	141228117	04/26/2024	GOVCONNECTION, INC	7,944.91
141	72250	499	000	141228117	04/26/2024	GOVCONNECTION, INC	281.60
141	72250	499	000	141228117	04/26/2024	GOVCONNECTION, INC	16,388.15
141	72610	454	000	141228120	04/26/2024	JOHNSON CITY UTILITY	513.79
141	72610	454	000	141228120	04/26/2024	JOHNSON CITY UTILITY	1,110.52
141	72610	454	000	141228120	04/26/2024	JOHNSON CITY UTILITY	418.46
141	72620	336	000	141228121	04/26/2024	JOHNSON CONTROLS	6,266.01
141	72610	454	000	141228122	04/26/2024	JONESBOROUGH WATER D	2,102.06
141	72610	454	000	141228122	04/26/2024	JONESBOROUGH WATER D	832.33
141	72610	359	000	141228122	04/26/2024	JONESBOROUGH WATER D	445.00
141	72610	454	000	141228122	04/26/2024	JONESBOROUGH WATER D	82.43
141	72610	454	000	141228122	04/26/2024	JONESBOROUGH WATER D	24.64
141	72610	454	000	141228122	04/26/2024	JONESBOROUGH WATER D	548.63
141	72610	359	000	141228122	04/26/2024	JONESBOROUGH WATER D	720.00
141	72610	454	000	141228122	04/26/2024	JONESBOROUGH WATER D	48.20
141	72610	454	000	141228122	04/26/2024	JONESBOROUGH WATER D	49.13
141	72610	454	000	141228122	04/26/2024	JONESBOROUGH WATER D	412.60
141	72610	454	000	141228122	04/26/2024	JONESBOROUGH WATER D	129.39
141	72610	454	000	141228122	04/26/2024	JONESBOROUGH WATER D	283.13
141	72310	399	000	141228123	04/26/2024	LEWIS GROUP ARCHITEC	182.21
141	72310	399	000	141228123	04/26/2024	LEWIS GROUP ARCHITEC	5,718.75
141	72310	399	000	141228123	04/26/2024	LEWIS GROUP ARCHITEC	5,837.36
141	72310	399	000	141228123	04/26/2024	LEWIS GROUP ARCHITEC	47.83
141	72710	424	000	141228124	04/26/2024	MATHESON TRI-GAS INC	103.13
141	72620	335	000	141228125	04/26/2024	MCCALL COMMERCIAL FE	2,628.00
141	72610	399	000	141228126	04/26/2024	MCCLAIN'S PEST CONTR	50.00

GROUND'S MTNCE MATERIALS

LEGAL FEE

OUTDOOR GARDEN MATERIALS-BCE

VISION INSURANCE PREMIUMS

TCAT DUAL ENROLLMENTS

WINDOW BLINDS-LAMAR

MARCH, 2024 REVENUE SHARING

GOV CONNECTION ACROBAT & VIP CREATIVECLOUD

SKYWARD SYSTEM SERVER

15 ARUBA SWITCH SYSTEMS

LAMAR FACADE

ATHLETICS UPDATES

FENCING & GATES-FBS

				CHECK CHECK			
FND	ACCT	OBJ	PRJ	NUMBER	DATE	VENDOR	AMOUNT
141	71100	299	000	141228127	04/26/2024	OMNI GROUP	50.00
141	71100	299	000	141228128	04/26/2024	AMERICAN UNITED LIFE	706.59
141	71100	206	000	141228128	04/26/2024	AMERICAN UNITED LIFE	1,500.00
141	71100	299	000	141228128	04/26/2024	AMERICAN UNITED LIFE	2,631.30
141	71200	206	000	141228128	04/26/2024	AMERICAN UNITED LIFE	281.00
141	71300	206	000	141228128	04/26/2024	AMERICAN UNITED LIFE	130.50
141	72110	206	000	141228128	04/26/2024	AMERICAN UNITED LIFE	4.40
141	72120	206	000	141228128	04/26/2024	AMERICAN UNITED LIFE	44.30
141	72130	206	000	141228128	04/26/2024	AMERICAN UNITED LIFE	77.80
141	72210	206	000	141228128	04/26/2024	AMERICAN UNITED LIFE	92.10
141	72230	206	000	141228128	04/26/2024	AMERICAN UNITED LIFE	6.10
141	72320	206	000	141228128	04/26/2024	AMERICAN UNITED LIFE	17.40
141	72410	206	000	141228128	04/26/2024	AMERICAN UNITED LIFE	179.50
141	72510	206	000	141228128	04/26/2024	AMERICAN UNITED LIFE	6.00
141	72610	206	000	141228128	04/26/2024	AMERICAN UNITED LIFE	69.50
141	72620	206	000	141228128	04/26/2024	AMERICAN UNITED LIFE	28.10
141	72710	206	000	141228128	04/26/2024	AMERICAN UNITED LIFE	151.70
141	72810	206	000	141228128	04/26/2024	AMERICAN UNITED LIFE	7.60
141	72250	206	000	141228128	04/26/2024	AMERICAN UNITED LIFE	47.90
141	72210	432	000	141228129	04/26/2024	OVERDRIVE	700.19
141	72210	432	000	141228129	04/26/2024	OVERDRIVE	13.99
141	72310	599	000	141228130	04/26/2024	QUALITY TROPHY & ENG	27.83
141	71100	499	000	141228130	04/26/2024	QUALITY TROPHY & ENG	1,450.50
141	72320	399	000	141228131	04/26/2024	RICOH USA, INC	2,150.12
141	72320	399	000	141228132	04/26/2024	SHRED A WAY	40.00
141	72320	399	000	141228132	04/26/2024	SHRED A WAY	40.00
141	72320	399	000	141228132	04/26/2024	SHRED A WAY	40.00
141	71100	599	000	141228133	04/26/2024	SOLUTION TREE	1,300.00
141	72610	399	000	141228134	04/26/2024	SOUTH EAST TN HAULIN	675.00
141	72610	399	000	141228134	04/26/2024	SOUTH EAST TN HAULIN	450.00
141	72610	399	000	141228134	04/26/2024	SOUTH EAST TN HAULIN	675.00
141	72610	399	000	141228134	04/26/2024	SOUTH EAST TN HAULIN	675.00
141	72610	399	000	141228134	04/26/2024	SOUTH EAST TN HAULIN	450.00
141	72610	399	000	141228134	04/26/2024	SOUTH EAST TN HAULIN	450.00
141	72610	399	000	141228134	04/26/2024	SOUTH EAST TN HAULIN	450.00
141	72610	399	000	141228134	04/26/2024	SOUTH EAST TN HAULIN	450.00
141	72610	399	000	141228134	04/26/2024	SOUTH EAST TN HAULIN	675.00
141	72610	399	000	141228134	04/26/2024	SOUTH EAST TN HAULIN	675.00
141	72120	599	000	141228135	04/26/2024	SYNCHRONY BANK JCP	104.99
141	72320	348	000	141228138	04/26/2024	US POST OFFICE	68.00
141	73300	499	000	141228139	04/26/2024	WASHINGTON COUNTY FOOD SERVICE	1,271.40
141	72710	599	000	141228140	04/26/2024	WEST TOWN COLLISION	500.00
141	72710	450	000	141228148	04/29/2024	BEST ONE TIRE	5,368.40
141	72710	450	000	141228148	04/29/2024	BEST ONE TIRE	175.90
141	72710	450	000	141228148	04/29/2024	BEST ONE TIRE	8,288.60
141	71100	299	000	141228149	04/29/2024	COMBS, LANDON	135.00
141	71100	499	000	141228150	04/29/2024	DAVID CROCKETT BIRTH	123.00
141	71100	499	000	141228151	04/29/2024	DCHS DIGITAL GRAPHIC	646.80
141	73400	499	000	141228152	04/29/2024	HANDS ON MUSEUM	100.00
141	72320	355	000	141228153	04/29/2024	MOORE, JENNIFER	50.00
141	72320	355	000	141228153	04/29/2024	MOORE, JENNIFER	402.00
141	71100	217	000	141228154	04/29/2024	TENN CONSOLIDATED RETIREMENT	11,768.60
141	72320	355	000	141228155	04/29/2024	T.C.S.B.A.	150.00
141	71100	499	000	141228156	04/29/2024	WARRIORS PATH STATE	70.00
141	71100	299	000	141228157	04/29/2024	WEBB, CHERRY	135.00
141	71100	299	000	141228158	04/29/2024	WHITE, APRIL	135.00

Board
Provided
Life
Insurance

TOP TEN & CTE MEDALLIONS
DCHS GRAPHICS COPIER LEASE

INSERVICE FEES; WVS

SACC SNACKS

TIRES FOR FLEET VEHICLES

MARCH STABILIZATION RATE

<u>FND</u>	<u>ACCT</u>	<u>OBJ</u>	<u>PRJ</u>	<u>CHECK</u>	<u>CHECK</u>	<u>VENDOR</u>	<u>AMOUNT</u>
				<u>NUMBER</u>	<u>DATE</u>		
						Totals for checks	1,453,676.90

FUND SUMMARY

<u>FUND</u>	<u>DESCRIPTION</u>	<u>BALANCE SHEET</u>	<u>REVENUE</u>	<u>EXPENSE</u>	<u>TOTAL</u>
141	GENERAL PURPOSE SCHOOL	0.00	0.00	1,453,676.90	1,453,676.90
***	Fund Summary Totals ***	0.00	0.00	1,453,676.90	1,453,676.90

***** End of report *****

Account Level						2023-24	April 2023-24	2023-24	Encumbered	Unexpended	2023-24		
Fnd	T	Acct	Obj	Prj	Loc	Prg	Description	Budget	Monthly Activity	FYTD Activity	Amount	Balance - YTD Act	FYTD %
71100							REGULAR INSTRUCTION						
141	E	71100	116	000	00000	000	REGULAR TEACHERS	29,644,673.00	2,207,406.97	18,180,568.69	0.00	11,464,104.31	61.33
141	E	71100	117	000	00000	000	CAREER LADDER PROGRAM	107,865.00	0.00	20,500.00	0.00	87,365.00	19.01
141	E	71100	127	000	00000	000	CAREER LADDER EXTENDED CONTRAC	0.00	0.00	0.00	0.00	0.00	0.00
141	E	71100	128	000	00000	000	HOMEBOUND TEACHERS	16,535.00	3,409.38	20,681.92	0.00	-4,146.92	125.08
141	E	71100	163	000	00000	000	EDUCATIONAL ASSISTANTS	2,178,515.00	139,143.73	1,305,102.19	0.00	873,412.81	59.91
141	E	71100	188	000	00000	000	BONUS PAYMENTS	0.00	0.00	97.44	0.00	-97.44	0.00
141	E	71100	189	000	00000	000	OTHER SALARIES AND WAGES	0.00	0.00	0.00	0.00	0.00	0.00
141	E	71100	189	000	00000	300	ESTU SLICE GRANT	0.00	0.00	29,000.00	0.00	-29,000.00	0.00
141	E	71100	195	000	00000	000	CERTIFIED SUBSTITUTE TEACHERS	165,000.00	2,727.50	27,648.50	0.00	137,351.50	16.76
141	E	71100	195	995	00000	000	WCDE RETIRED SUBSTITUTE TEACHE	60,000.00	9,312.50	80,460.00	0.00	-20,460.00	134.10
141	E	71100	198	000	00000	000	NON-CERTIFIED SUBSTITUTE TEACH	347,000.00	44,965.00	318,811.71	0.00	28,188.29	91.88
141	E	71100	201	000	00000	000	SOCIAL SECURITY	2,016,214.00	138,746.09	1,162,757.53	0.00	853,456.47	57.67
141	E	71100	201	000	00000	100		0.00	0.00	0.00	0.00	0.00	0.00
141	E	71100	201	000	00000	300		0.00	0.00	1,725.62	0.00	-1,725.62	0.00
141	E	71100	201	995	00000	000		0.00	23.25	129.27	0.00	-129.27	0.00
141	E	71100	204	000	00000	000	STATE RETIREMENT	2,289,349.00	181,097.07	1,439,579.55	0.00	849,769.45	62.88
141	E	71100	204	000	00000	300		0.00	0.00	2,126.39	0.00	-2,126.39	0.00
141	E	71100	204	995	00000	000		0.00	0.00	0.00	0.00	0.00	0.00
141	E	71100	206	000	00000	000	LIFE INSURANCE	15,000.00	1,500.00	12,000.00	0.00	3,000.00	80.00
141	E	71100	207	000	00000	000	MEDICAL INSURANCE	5,034,564.00	511,483.09	3,954,174.79	0.00	1,080,389.21	78.54
141	E	71100	210	000	00000	000	UNEMPLOYMENT COMPENSATION	32,000.00	0.00	12,472.29	0.00	19,527.71	38.98
141	E	71100	212	000	00000	000	EMPLOYER MEDICARE	471,534.00	32,812.02	273,643.64	0.00	197,890.36	58.03
141	E	71100	212	000	00000	100		0.00	0.00	0.00	0.00	0.00	0.00
141	E	71100	212	000	00000	300		0.00	0.00	403.58	0.00	-403.58	0.00
141	E	71100	212	995	00000	000		0.00	135.06	1,166.76	0.00	-1,166.76	0.00
141	E	71100	217	000	00000	000	RETIREMENT-HYBRID STABILIZATIO	130,000.00	11,768.60	115,723.06	0.00	14,276.94	89.02
141	E	71100	299	000	00000	000	OTHER FRINGE BENEFITS	80,000.00	4,460.23	31,468.14	0.00	48,531.86	39.34
141	E	71100	336	000	00000	000	MAINTENANCE AND REPAIR SERVICE	0.00	0.00	0.00	0.00	0.00	0.00
141	E	71100	399	000	00000	000	OTHER CONTRACTED SERVICES	5,359,512.00	515,374.75	4,749,599.02	0.00	609,912.98	88.62
141	E	71100	429	000	00000	000	INSTRUCTIONAL SUPPLIES & MATER	200,000.00	0.00	4,206.44	0.00	195,793.56	2.10
141	E	71100	429	000	00000	002	CTE ISM GRANT	0.00	0.00	0.00	0.00	0.00	0.00
141	E	71100	429	000	00000	003	SUPPLIES-SUMMER LEARNING GRANT	0.00	0.00	1,820.81	0.00	-1,820.81	0.00
141	E	71100	429	000	00000	300	ESTU SLICE GRANT	0.00	0.00	1,432.38	0.00	-1,432.38	0.00
141	E	71100	429	000	00002	000	INSTRUCTIONAL SUPPLIES-ASBURY	0.00	0.00	1,513.26	0.00	-1,513.26	0.00
141	E	71100	429	000	00003	000	INSTRUCTIONAL SUPPLIES-MIDWAY	0.00	0.00	0.00	0.00	0.00	0.00
141	E	71100	429	000	00004	000	INSTRUCTIONAL SUPPLIES-BCES	0.00	0.00	14,401.21	0.00	-14,401.21	0.00
141	E	71100	429	000	00005	000	INSTRUCTIONAL SUPPLIES-BCMS	0.00	0.00	0.00	0.00	0.00	0.00
141	E	71100	429	000	00006	000	INSTRUCTIONAL SUPPLIES-GVES	0.00	0.00	10,049.86	0.00	-10,049.86	0.00

Account Level		2023-24	April 2023-24	2023-24	Encumbered	Unexpended	2023-24
Fnd T Acct	Obj Prj Loc Prg Description	Budget	Monthly Activity	FYTD Activity	Amount	Balance - YTD Act	FYTD %
71100	REGULAR INSTRUCTION						
141 E 71100 429 000 00007 000	INSTRUCTIONAL SUPPLIES-FBES	0.00	0.00	6,498.11	0.00	-6,498.11	0.00
141 E 71100 429 000 00008 000	INSTRUCTIONAL SUPPLIES-GES	0.00	0.00	11,191.51	0.00	-11,191.51	0.00
141 E 71100 429 000 00009 000	INSTRUCTIONAL SUPPLIES-JES	0.00	0.00	11,022.26	0.00	-11,022.26	0.00
141 E 71100 429 000 00010 000	INSTRUCTIONAL SUPPLIES-JMS	0.00	0.00	3,668.39	0.00	-3,668.39	0.00
141 E 71100 429 000 00011 000	INSTRUCTIONAL SUPPLIES-LES	0.00	0.00	8,329.77	0.00	-8,329.77	0.00
141 E 71100 429 000 00012 000	INSTRUCTIONAL SUPPLIES-SCES	0.00	0.00	5,295.88	0.00	-5,295.88	0.00
141 E 71100 429 000 00013 000	INSTRUCTIONAL SUPPLIES-SSES	0.00	0.00	5,443.37	0.00	-5,443.37	0.00
141 E 71100 429 000 00014 000	INSTRUCTIONAL SUPPLIES-WVES	0.00	0.00	8,827.89	0.00	-8,827.89	0.00
141 E 71100 429 000 00015 000	INSTRUCTIONAL SUPPLIES-DBHS	0.00	802.60	14,645.14	0.00	-14,645.14	0.00
141 E 71100 429 000 00016 000	INSTRUCTIONAL SUPPLIES-DCHS	0.00	200.00	18,876.99	0.00	-18,876.99	0.00
141 E 71100 429 000 00025 000	INSTRUCTIONAL SUPPLIES-RVES	0.00	41.59	7,930.28	0.00	-7,930.28	0.00
141 E 71100 449 000 00000 000	TEXTBOOKS	1,701,915.00	0.00	55,441.99	0.00	1,646,473.01	3.26
141 E 71100 499 000 00000 000	OTHER SUPPLIES AND MATERIALS	582,486.00	37,892.85	274,824.97	0.00	307,661.03	47.18
141 E 71100 499 000 00000 002	CTE ISM GRANT	0.00	0.00	0.00	0.00	0.00	0.00
141 E 71100 499 000 00000 003	Supplies-Summer Learning	0.00	0.00	0.00	0.00	0.00	0.00
141 E 71100 499 000 00000 100	OTHER SUPPLIES-CIVICS GRANT	0.00	0.00	0.00	0.00	0.00	0.00
141 E 71100 499 000 00000 200	GRANT FUNDS	0.00	0.00	1,642.44	0.00	-1,642.44	0.00
141 E 71100 499 000 00000 802	INSTR. SCIENCE CLASS SUPPLIES	24,000.00	34.43	22,827.54	0.00	1,172.46	95.11
141 E 71100 499 000 00002 000	OTHER SUPPLIES & MAT.-ASBURY	0.00	0.00	579.30	0.00	-579.30	0.00
141 E 71100 499 000 00003 000	OTHER SUPPLIES & MAT.-MIDWAY	0.00	0.00	0.00	0.00	0.00	0.00
141 E 71100 499 000 00004 000	OTHER SUPPLIES & MAT.-BCES	0.00	5,431.69	7,048.81	0.00	-7,048.81	0.00
141 E 71100 499 000 00005 000	OTHER SUPPLIES & MAT.-BCMS	0.00	0.00	0.00	0.00	0.00	0.00
141 E 71100 499 000 00006 000	OTHER SUPPLIES & MAT.-GVES	0.00	247.82	12,576.52	0.00	-12,576.52	0.00
141 E 71100 499 000 00007 000	OTHER SUPPLIES & MAT.-FBES	0.00	131.82	525.68	0.00	-525.68	0.00
141 E 71100 499 000 00008 000	OTHER SUPPLIES & MAT.-GES	0.00	36.02	25,085.88	0.00	-25,085.88	0.00
141 E 71100 499 000 00009 000	OTHER SUPPLIES & MAT.-JES	0.00	576.64	1,145.92	0.00	-1,145.92	0.00
141 E 71100 499 000 00010 000	OTHER SUPPLIES & MAT.-JMS	0.00	0.00	150.56	0.00	-150.56	0.00
141 E 71100 499 000 00011 000	OTHER SUPPLIES & MAT.-LES	0.00	138.46	15,490.44	0.00	-15,490.44	0.00
141 E 71100 499 000 00012 000	OTHER SUPPLIES & MAT.-SCES	0.00	108.78	3,776.62	0.00	-3,776.62	0.00
141 E 71100 499 000 00013 000	OTHER SUPPLIES & MAT.-SSES	0.00	149.24	4,205.62	0.00	-4,205.62	0.00
141 E 71100 499 000 00014 000	OTHER SUPPLIES & MAT.-WVES	0.00	159.90	3,074.31	0.00	-3,074.31	0.00
141 E 71100 499 000 00015 000	OTHER SUPPLIES & MAT.-DBHS	0.00	6,509.62	44,306.75	0.00	-44,306.75	0.00
141 E 71100 499 000 00016 000	OTHER SUPPLIES & MAT.-DCHS	0.00	7,667.95	35,686.78	0.00	-35,686.78	0.00
141 E 71100 499 000 00025 000	OTHER SUPPLIES & MAT.-RVES	0.00	177.36	11,694.00	0.00	-11,694.00	0.00
141 E 71100 599 000 00000 000	OTHER CHARGES	40,032.00	0.00	-179.64	0.00	40,211.64	-0.45
141 E 71100 599 000 00000 003	Supplies-Summer Learning	0.00	0.00	0.00	0.00	0.00	0.00
141 E 71100 599 000 00002 000	ASBURY	1,349.48	0.00	0.00	0.00	1,349.48	0.00
141 E 71100 599 000 00004 000	BOONES CREEK ELEMENTARY	16,080.36	0.00	0.00	0.00	16,080.36	0.00

Account Level					2023-24	April 2023-24	2023-24	Encumbered	Unexpended	2023-24
Fnd T Acct	Obj Prj Loc	Prg	Description		Budget	Monthly Activity	FYTD Activity	Amount	Balance - YTD Act	FYTD %
71100 REGULAR INSTRUCTION										
141 E	71100	599 000	00006 000	GRANDVIEW	12,593.67	0.00	0.00	0.00	12,593.67	0.00
141 E	71100	599 000	00007 000	FALL BRANCH	5,465.61	0.00	0.00	0.00	5,465.61	0.00
141 E	71100	599 000	00008 000	GRAY ELEMENTARY	10,459.23	0.00	0.00	0.00	10,459.23	0.00
141 E	71100	599 000	00009 000	JONESBOROUGH ELEMENTARY	18,889.35	0.00	17,516.50	0.00	1,372.85	92.73
141 E	71100	599 000	00011 000	LAMAR	8,329.26	0.00	3,102.72	0.00	5,226.54	37.25
141 E	71100	599 000	00012 000	SOUTH CENTRAL	3,819.57	0.00	0.00	0.00	3,819.57	0.00
141 E	71100	599 000	00013 000	SULPHER SPRINGS	7,708.75	0.00	2,500.00	0.00	5,208.75	32.43
141 E	71100	599 000	00014 000	WESTVIEW	6,556.65	1,300.00	1,675.00	0.00	4,881.65	25.55
141 E	71100	599 000	00015 000	DANIEL BOONE HIGH	25,311.73	2,837.40	4,141.91	0.00	21,169.82	16.36
141 E	71100	599 000	00016 000	DAVID CROCKETT HIGH	24,618.23	0.00	1,276.58	0.00	23,341.65	5.19
141 E	71100	599 000	00017 000	UNIVERSITY SCHOOL-UH	12,450.36	0.00	12,450.36	0.00	0.00	100.00
141 E	71100	599 000	00025 000	RIDGEVIEW	16,367.75	0.00	0.00	0.00	16,367.75	0.00
141 E	71100	708 000	00000 000	COMMUNICATIONS EQUIPMENT	389,506.00	0.00	95,964.88	0.00	293,541.12	24.64
141 E	71100	722 000	00000 002	CTE ISM GRANT	0.00	17,748.78	132,265.82	0.00	-132,265.82	0.00
141 E 71100 --- --- ----- ---					51,055,700.00	3,886,558.19	32,665,791.90	0.00	18,389,908.10	63.98
					=====	=====	=====	=====	=====	=====
71200 SPECIAL EDUCATION PROGRAM										
141 E	71200	116 000	00000 000	SP.ED. TEACHERS	3,141,660.00	254,394.09	2,017,217.96	0.00	1,124,442.04	64.21
141 E	71200	117 000	00000 000	CAREER LADDER PROGRAM	12,000.00	0.00	1,500.00	0.00	10,500.00	12.50
141 E	71200	128 000	00000 000	HOMEBOUND TEACHERS	20,400.00	2,017.95	13,331.57	0.00	7,068.43	65.35
141 E	71200	163 000	00000 000	EDUCATIONAL ASSISTANTS	984,330.00	72,066.53	694,363.65	0.00	289,966.35	70.54
141 E	71200	171 000	00000 000	SPEECH PATHOLOGIST	246,426.00	20,535.51	164,284.08	0.00	82,141.92	66.67
141 E	71200	189 000	00000 000	OTHER SALARIES	222,853.00	13,433.85	133,984.10	0.00	88,868.90	60.12
141 E	71200	195 000	00000 000	CERTIFIED SUBSTITUTE TEACHERS	20,000.00	510.00	2,975.00	0.00	17,025.00	14.88
141 E	71200	195 995	00000 000	WCDE RETIRED SUBSTITUTE TEACHE	0.00	0.00	0.00	0.00	0.00	0.00
141 E	71200	198 000	00000 000	NON-CERTIFIED SUBSTITUTE TEACH	65,000.00	552.50	14,624.25	0.00	50,375.75	22.50
141 E	71200	201 000	00000 000	SOCIAL SECURITY	292,185.00	21,043.34	176,483.06	0.00	115,701.94	60.40
141 E	71200	204 000	00000 000	STATE RETIREMENT	378,159.00	30,766.99	258,174.36	0.00	119,984.64	68.27
141 E	71200	206 000	00000 000	LIFE INSURANCE	2,810.00	281.00	2,248.00	0.00	562.00	80.00
141 E	71200	207 000	00000 000	MEDICAL INSURANCE	617,250.00	92,063.44	636,296.93	0.00	-19,046.93	103.09
141 E	71200	212 000	00000 000	EMPLOYER MEDICARE	68,334.00	4,921.40	41,275.57	0.00	27,058.43	60.40
141 E	71200	299 000	00000 000	OTHER FRINGE BENEFITS	0.00	0.00	0.00	0.00	0.00	0.00
141 E	71200	399 000	00000 000	OTHER CONTRACTED SERVICES	6,000.00	1,292.00	6,586.00	0.00	-586.00	109.77
141 E	71200	429 000	00000 000	INSTRUCTIONAL SUPPLIES & MATER	22,400.00	6,580.12	10,421.53	0.00	11,978.47	46.52

Account Level		2023-24	April 2023-24	2023-24	Encumbered	Unexpended	2023-24
Fnd T Acct	Obj Prj Loc Prg Description	Budget	Monthly Activity	FYTD Activity	Amount	Balance - YTD Act	FYTD %
71200	SPECIAL EDUCATION PROGRAM						
141 E 71200 429 000 00002 000	INSTRUCTIONAL SUP. & MAT.-ASBU	0.00	0.00	196.27	0.00	-196.27	0.00
141 E 71200 429 000 00003 000	INSTRUCTIONAL SUP. & MAT.-MIDW	0.00	0.00	0.00	0.00	0.00	0.00
141 E 71200 429 000 00004 000	INSTRUCTIONAL SUP. & MAT.-BCES	0.00	0.00	1,714.51	0.00	-1,714.51	0.00
141 E 71200 429 000 00005 000	INSTRUCTIONAL SUP. & MAT.-BCMS	0.00	0.00	0.00	0.00	0.00	0.00
141 E 71200 429 000 00006 000	INSTRUCTIONAL SUP. & MAT.-GVES	0.00	0.00	1,119.83	0.00	-1,119.83	0.00
141 E 71200 429 000 00007 000	INSTRUCTIONAL SUP. & MAT.-FBES	0.00	0.00	448.03	0.00	-448.03	0.00
141 E 71200 429 000 00008 000	INSTRUCTIONAL SUP. & MAT.-GES	0.00	0.00	375.97	0.00	-375.97	0.00
141 E 71200 429 000 00009 000	INSTRUCTIONAL SUP. & MAT.-JES	0.00	0.00	1,324.82	0.00	-1,324.82	0.00
141 E 71200 429 000 00010 000	INSTRUCTIONAL SUP. & MAT.-JMS	0.00	0.00	0.00	0.00	0.00	0.00
141 E 71200 429 000 00011 000	INSTRUCTIONAL SUP. & MAT.-LES	0.00	0.00	965.77	0.00	-965.77	0.00
141 E 71200 429 000 00012 000	INSTRUCTIONAL SUP. & MAT.-SCES	0.00	0.00	422.99	0.00	-422.99	0.00
141 E 71200 429 000 00013 000	INSTRUCTIONAL SUP. & MAT.-SSES	0.00	0.00	570.66	0.00	-570.66	0.00
141 E 71200 429 000 00014 000	INSTRUCTIONAL SUP. & MAT.-WVES	0.00	0.00	373.15	0.00	-373.15	0.00
141 E 71200 429 000 00015 000	INSTRUCTIONAL SUP. & MAT.-DBHS	0.00	0.00	574.41	0.00	-574.41	0.00
141 E 71200 429 000 00016 000	INSTRUCTIONAL SUP. & MAT.-DCHS	0.00	0.00	1,207.01	0.00	-1,207.01	0.00
141 E 71200 429 000 00025 000	INSTRUCTIONAL SUP. & MAT.-RVES	0.00	0.00	669.71	0.00	-669.71	0.00
141 E 71200 599 000 00000 000	OTHER CHARGES	6,140.00	0.00	419.59	0.00	5,720.41	6.83
		<hr/>	<hr/>	<hr/>	<hr/>	<hr/>	<hr/>
141 E 71200 --- --- ----- ---		6,105,947.00	520,458.72	4,184,148.78	0.00	1,921,798.22	68.53
		=====	=====	=====	=====	=====	=====
71300	VOCATIONAL EDUCATION PROGRAM						
141 E 71300 116 000 00000 000	VOCATIONAL TEACHERS	2,312,498.00	180,203.33	1,496,510.92	0.00	815,987.08	64.71
141 E 71300 116 000 00000 002	CTE ISM GRANT	0.00	48,751.29	408,220.82	0.00	-408,220.82	0.00
141 E 71300 117 000 00000 000	CAREER LADDER PROGRAM	2,000.00	0.00	0.00	0.00	2,000.00	0.00
141 E 71300 123 000 00000 002	CTE ISM GRANT	0.00	0.00	23,254.70	0.00	-23,254.70	0.00
141 E 71300 146 000 00000 002	BUS DRIVER_CTE ISM GRANT	0.00	0.00	0.00	0.00	0.00	0.00
141 E 71300 163 000 00000 000	EDUCATIONAL ASSISTANTS	46,055.00	0.00	-61.32	0.00	46,116.32	-0.13
141 E 71300 163 000 00000 002	IA_CTE ISM GRANT	0.00	2,127.97	16,199.84	0.00	-16,199.84	0.00
141 E 71300 189 000 00000 000	OTHER SALARIES AND WAGES	0.00	0.00	0.00	0.00	0.00	0.00
141 E 71300 189 000 00000 002	CTE ISM GRANT-OTHER SALARIES	0.00	928.73	7,415.13	0.00	-7,415.13	0.00
141 E 71300 195 000 00000 000	CERTIFIED SUBSTITUTE TEACHERS	20,000.00	0.00	1,062.50	0.00	18,937.50	5.31
141 E 71300 195 995 00000 000	WCDE RETIRED SUBSTITUTE TEACHE	0.00	0.00	0.00	0.00	0.00	0.00
141 E 71300 198 000 00000 000	NON-CERTIFIED SUBSTITUTE TEACH	25,000.00	510.00	19,890.00	0.00	5,110.00	79.56
141 E 71300 201 000 00000 000	SOCIAL SECURITY	149,144.00	10,708.93	89,405.48	0.00	59,738.52	59.95
141 E 71300 201 000 00000 002		0.00	3,068.39	27,092.38	0.00	-27,092.38	0.00

Fnd T Acct	Obj Prj Loc	Prg Description	2023-24 Budget	April 2023-24 Monthly Activity	2023-24 FYTD Activity	Encumbered Amount	Unexpended Balance - YTD Act	2023-24 FYTD %
72130		OTHER STUDENT SUPPORT						
141 E 72130	117 000 00000 000	CAREER LADDER PROGRAM	2,000.00	0.00	1,000.00	0.00	1,000.00	50.00
141 E 72130	123 000 00000 000	GUIDANCE PERSONNEL	1,279,345.00	105,236.82	838,425.74	0.00	440,919.26	65.54
141 E 72130	123 000 00000 002	CTE ISM GRANT	0.00	0.00	0.00	0.00	0.00	0.00
141 E 72130	201 000 00000 000	SOCIAL SECURITY	79,443.00	6,126.20	49,010.68	0.00	30,432.32	61.69
141 E 72130	204 000 00000 000	STATE RETIREMENT	87,260.00	7,713.14	61,468.33	0.00	25,791.67	70.44
141 E 72130	206 000 00000 000	LIFE INSURANCE	778.00	77.80	622.40	0.00	155.60	80.00
141 E 72130	207 000 00000 000	MEDICAL INSURANCE	195,195.00	21,335.20	159,620.80	0.00	35,574.20	81.78
141 E 72130	207 000 00000 002	CTE ISM GRANT	0.00	0.00	0.00	0.00	0.00	0.00
141 E 72130	212 000 00000 000	EMPLOYER MEDICARE	18,580.00	1,432.75	11,462.21	0.00	7,117.79	61.69
141 E 72130	299 000 00000 000	OTHER FRINGE BENEFITS	0.00	0.00	0.00	0.00	0.00	0.00
141 E 72130	309 000 00000 000	CONTRACTS WITH GOVERNMENT AGEN	90,000.00	0.00	0.00	0.00	90,000.00	0.00
141 E 72130	310 000 00000 000	CONTRACTS W OTHER GOV. AGEN.	0.00	0.00	0.00	0.00	0.00	0.00
141 E 72130	322 000 00000 000	EVALUATION AND TESTING	70,000.00	0.00	23,086.00	0.00	46,914.00	32.98
141 E 72130	499 000 00000 000	OTHER SUPPLIES AND MATERIALS	7,200.00	0.00	382.03	0.00	6,817.97	5.31
141 E 72130	499 000 00002 000	OTHER SUPPLIES AND MAT.-ASB	0.00	0.00	0.00	0.00	0.00	0.00
141 E 72130	499 000 00003 000	OTHER SUPPLIES AND MAT.-MIDWAY	0.00	0.00	0.00	0.00	0.00	0.00
141 E 72130	499 000 00004 000	OTHER SUPPLIES AND MAT.-BCES	0.00	0.00	791.86	0.00	-791.86	0.00
141 E 72130	499 000 00005 000	OTHER SUPPLIES AND MAT.-BCMS	0.00	0.00	0.00	0.00	0.00	0.00
141 E 72130	499 000 00006 000	OTHER SUPPLIES AND MAT.-GVES	0.00	0.00	282.97	0.00	-282.97	0.00
141 E 72130	499 000 00007 000	OTHER SUPPLIES AND MAT.-FBES	0.00	0.00	398.98	0.00	-398.98	0.00
141 E 72130	499 000 00008 000	OTHER SUPPLIES AND MAT.-GES	0.00	0.00	398.00	0.00	-398.00	0.00
141 E 72130	499 000 00009 000	OTHER SUPPLIES AND MAT.-JES	0.00	0.00	0.00	0.00	0.00	0.00
141 E 72130	499 000 00010 000	OTHER SUPPLIES AND MAT.-JMS	0.00	0.00	388.58	0.00	-388.58	0.00
141 E 72130	499 000 00011 000	OTHER SUPPLIES AND MAT.-LES	0.00	0.00	391.94	0.00	-391.94	0.00
141 E 72130	499 000 00012 000	OTHER SUPPLIES AND MAT.-SCES	0.00	0.00	391.08	0.00	-391.08	0.00
141 E 72130	499 000 00013 000	OTHER SUPPLIES AND MAT.-SSES	0.00	0.00	0.00	0.00	0.00	0.00
141 E 72130	499 000 00014 000	OTHER SUPPLIES AND MAT.-WVES	0.00	0.00	0.00	0.00	0.00	0.00
141 E 72130	499 000 00015 000	OTHER SUPPLIES AND MAT.-DBHS	0.00	0.00	1,071.74	0.00	-1,071.74	0.00
141 E 72130	499 000 00016 000	OTHER SUPPLIES AND MAT.-DCHS	0.00	0.00	678.86	0.00	-678.86	0.00
141 E 72130	499 000 00025 000	OTHER SUPPLIES AND MAT.-RVES	0.00	0.00	737.18	0.00	-737.18	0.00
141 E 72130	524 000 00000 002	CTE-ISM Grant	0.00	0.00	4,114.81	0.00	-4,114.81	0.00
141 E 72130	790 000 00000 000	OTHER EQUIPMENT	179,000.00	0.00	0.00	0.00	179,000.00	0.00
141 E 72130	--- --- ----- ---		2,008,801.00	141,921.91	1,154,724.19	0.00	854,076.81	57.48

Fnd T Acct	Obj Prj Loc	Prg Description	2023-24 Budget	April 2023-24 Monthly Activity	2023-24 FYTD Activity	Encumbered Amount	Unexpended Balance - YTD Act	2023-24 FYTD %
72310 BOARD OF EDUCATION SERVICES								
141 E 72310	191 000 00000 000	BOARD AND COMMITTEE MEMBERS FE	45,300.00	3,475.00	35,380.00	0.00	9,920.00	78.10
141 E 72310	201 000 00000 000	SOCIAL SECURITY	2,809.00	163.45	1,731.81	0.00	1,077.19	61.65
141 E 72310	204 000 00000 000	STATE RETIREMENT	5,450.00	372.92	3,796.01	0.00	1,653.99	69.65
141 E 72310	207 000 00000 000	MEDICAL INSURANCE	59,396.00	2,784.00	22,654.80	0.00	36,741.20	38.14
141 E 72310	212 000 00000 000	EMPLOYER MEDICARE	657.00	43.67	460.57	0.00	196.43	70.10
141 E 72310	305 000 00000 000	AUDIT SERVICES	60,000.00	0.00	84,550.00	0.00	-24,550.00	140.92
141 E 72310	320 000 00000 000	DUES AND MEMBERSHIPS	33,669.00	0.00	11,972.00	0.00	21,697.00	35.56
141 E 72310	331 000 00000 000	LEGAL SERVICES	54,000.00	4,500.00	51,766.25	0.00	2,233.75	95.86
141 E 72310	355 000 00000 000	TRAVEL	23,000.00	114.49	22,487.09	0.00	512.91	97.77
141 E 72310	399 000 00000 000	OTHER CONTRACTED SERVICES	173,460.00	11,950.03	442,395.17	0.00	-268,935.17	255.04
141 E 72310	502 000 00000 000	BUILDING & CONTENTS INSURANCE	131,000.00	166.00	266,666.00	0.00	-135,666.00	203.56
141 E 72310	506 000 00000 000	LIABILITY INSURANCE	139,600.00	0.00	79,797.00	0.00	59,803.00	57.16
141 E 72310	508 000 00000 000	PREMIUMS ON CORPORATE SURETY B	17,000.00	0.00	43,071.00	0.00	-26,071.00	253.36
141 E 72310	510 000 00000 000	TRUSTEE'S COMMISSION	680,000.00	23,671.04	562,604.55	0.00	117,395.45	82.74
141 E 72310	513 000 00000 000	WORKER'S COMPENSATION INSURANC	300,000.00	0.00	332,155.05	0.00	-32,155.05	110.72
141 E 72310	599 000 00000 000	OTHER CHARGES	0.00	2,981.23	24,763.63	0.00	-24,763.63	0.00
			<u>1,725,341.00</u>	<u>50,221.83</u>	<u>1,986,250.93</u>	<u>0.00</u>	<u>-260,909.93</u>	<u>115.12</u>
			=====	=====	=====	=====	=====	=====
72320 OFFICE OF THE DIRECTOR								
141 E 72320	101 000 00000 000	DIRECTOR OF SCHOOLS	155,000.00	12,916.67	129,166.70	0.00	25,833.30	83.33
141 E 72320	117 000 00000 000	CAREER LADDER PROGRAM	1,000.00	0.00	500.00	0.00	500.00	50.00
141 E 72320	127 000 00000 000	CAREER LADDER EXTENDED CONTRAC	0.00	0.00	0.00	0.00	0.00	0.00
141 E 72320	161 000 00000 000	SECRETARY(S)	286,145.00	25,433.07	266,789.04	0.00	19,355.96	93.24
141 E 72320	188 000 00000 000	BONUS	10,000.00	0.00	10,000.00	0.00	0.00	100.00
141 E 72320	189 000 00000 000	OTHER SALARIES & WAGES	44,491.00	3,422.40	37,646.40	0.00	6,844.60	84.62
141 E 72320	201 000 00000 000	SOCIAL SECURITY	30,791.00	2,372.21	25,865.36	0.00	4,925.64	84.00
141 E 72320	204 000 00000 000	STATE RETIREMENT	51,602.00	4,350.98	44,307.52	0.00	7,294.48	85.86
141 E 72320	206 000 00000 000	LIFE INSURANCE	174.00	17.40	139.20	0.00	34.80	80.00
141 E 72320	207 000 00000 000	MEDICAL INSURANCE	71,232.00	13,901.40	121,610.00	0.00	-50,378.00	170.72
141 E 72320	212 000 00000 000	EMPLOYER MEDICARE	7,648.00	554.82	6,060.93	0.00	1,587.07	79.25
141 E 72320	299 000 00000 000	OTHER FRINGE BENEFITS	0.00	0.00	0.00	0.00	0.00	0.00
141 E 72320	307 000 00000 000	COMMUNICATION	75,000.00	6,266.61	46,094.61	0.00	28,905.39	61.46
141 E 72320	348 000 00000 000	POSTAL CHARGES	14,000.00	68.00	10,323.41	0.00	3,676.59	73.74
141 E 72320	355 000 00000 000	TRAVEL	10,000.00	602.00	8,344.45	0.00	1,655.55	83.44

Account Level						2023-24	April 2023-24	2023-24	Encumbered	Unexpended	2023-24
Fnd T Acct	Obj Prj Loc	Prg	Description	Budget	Monthly Activity	FYTD Activity	Amount	Balance - YTD Act	FYTD %		
72410	OFFICE OF THE PRINCIPAL										
141 E 72410 307 000 00025 000	COMMUNICATION-RVES			0.00	0.00	0.00	0.00	0.00	0.00	0.00	
141 E 72410 355 000 00000 000	TRAVEL			7,000.00	524.61	6,052.15	0.00	947.85	86.46		
141 E 72410 499 000 00000 000	OTHER SUPPLIES AND MATERIALS			71,500.00	0.00	157.65	0.00	71,342.35	0.22		
141 E 72410 499 000 00002 000	OTHER SUPP. & MATERIALS-ASBURY			0.00	0.00	0.00	0.00	0.00	0.00		
141 E 72410 499 000 00003 000	OTHER SUPP. & MATERIALS-MIDWAY			0.00	0.00	0.00	0.00	0.00	0.00		
141 E 72410 499 000 00004 000	OTHER SUPP. & MATERIALS-BCES			0.00	0.00	389.94	0.00	-389.94	0.00		
141 E 72410 499 000 00005 000	OTHER SUPP. & MATERIALS-BCMS			0.00	0.00	0.00	0.00	0.00	0.00		
141 E 72410 499 000 00006 000	OTHER SUPP. & MATERIALS-GVES			0.00	0.00	244.77	0.00	-244.77	0.00		
141 E 72410 499 000 00007 000	OTHER SUPP. & MATERIALS-FBES			0.00	0.00	0.00	0.00	0.00	0.00		
141 E 72410 499 000 00008 000	OTHER SUPP. & MATERIALS-GES			0.00	0.00	301.61	0.00	-301.61	0.00		
141 E 72410 499 000 00009 000	OTHER SUPP. & MATERIALS-JES			0.00	0.00	397.42	0.00	-397.42	0.00		
141 E 72410 499 000 00010 000	OTHER SUPP. & MATERIALS-JMS			0.00	0.00	0.00	0.00	0.00	0.00		
141 E 72410 499 000 00011 000	OTHER SUPP. & MATERIALS-LES			0.00	0.00	399.27	0.00	-399.27	0.00		
141 E 72410 499 000 00012 000	OTHER SUPP. & MATERIALS-SCES			0.00	0.00	388.20	0.00	-388.20	0.00		
141 E 72410 499 000 00013 000	OTHER SUPP. & MATERIALS-SSES			0.00	0.00	388.99	0.00	-388.99	0.00		
141 E 72410 499 000 00014 000	OTHER SUPP. & MATERIALS-WVES			0.00	0.00	399.63	0.00	-399.63	0.00		
141 E 72410 499 000 00015 000	OTHER SUPP. & MATERIALS-DBHS			0.00	0.00	399.99	0.00	-399.99	0.00		
141 E 72410 499 000 00016 000	OTHER SUPP. & MATERIALS-DCHS			0.00	0.00	337.44	0.00	-337.44	0.00		
141 E 72410 499 000 00025 000	OTHER SUPP. & MATERIALS-RVES			0.00	0.00	336.40	0.00	-336.40	0.00		
141 E 72410 599 000 00000 000	OTHER CHARGES			65,000.00	0.00	60,296.79	0.00	4,703.21	92.76		
141 E 72410 599 000 00000 001	OTHER CHARGES-PEPSI SPONSOR			20,000.00	0.00	2,584.05	0.00	17,415.95	12.92		
141 E 72410 599 000 00000 002	OTHER CHARGES-PEPSI SCOREBOARD			5,000.00	0.00	0.00	0.00	5,000.00	0.00		
141 E 72410 599 000 00000 003	OTHER CHARGES-PEPSI SCHOLARSHI			5,000.00	0.00	0.00	0.00	5,000.00	0.00		
141 E 72410 --- --- ----- ---				5,133,983.00	388,450.80	3,436,558.50	0.00	1,697,424.50	66.94		
				=====	=====	=====	=====	=====	=====		
72510	FISCAL SERVICES										
141 E 72510 105 000 00000 000	SUPERVISOR/DIRECTOR			165,207.00	18,966.10	208,627.10	0.00	-43,420.10	126.28		
141 E 72510 119 000 00000 000	ACCOUNTING STAFF			181,833.00	10,729.58	146,619.17	0.00	35,213.83	80.63		
141 E 72510 162 000 00000 000	ACCOUNTING CLERK			0.00	0.00	0.00	0.00	0.00	0.00		
141 E 72510 201 000 00000 000	SOCIAL SECURITY			21,516.00	1,718.19	21,039.10	0.00	476.90	97.78		
141 E 72510 204 000 00000 000	STATE RETIREMENT			41,749.00	3,547.87	42,675.64	0.00	-926.64	102.22		
141 E 72510 206 000 00000 000	LIFE INSURANCE			60.00	6.00	48.00	0.00	12.00	80.00		
141 E 72510 207 000 00000 000	MEDICAL INSURANCE			48,458.00	7,366.40	62,869.40	0.00	-14,411.40	129.74		
141 E 72510 212 000 00000 000	EMPLOYER MEDICARE			5,032.00	401.83	4,920.42	0.00	111.58	97.78		

Account Level					2023-24	April 2023-24	2023-24	Encumbered	Unexpended	2023-24
Fnd T Acct	Obj Prj Loc	Prg	Description	Budget	Monthly Activity	FYTD Activity	Amount	Balance - YTD Act	FYTD %	
72610	OPERATION OF PLANT									
141 E 72610 328 000 00004 000	JANITORIAL SERVICES-BCES			0.00	17,132.03	171,320.30	0.00	-171,320.30	0.00	
141 E 72610 328 000 00005 000	JANITORIAL SERVICES-BCMS			0.00	0.00	0.00	0.00	0.00	0.00	
141 E 72610 328 000 00006 000	JANITORIAL SERVICES-GVES			0.00	11,155.74	111,557.40	0.00	-111,557.40	0.00	
141 E 72610 328 000 00007 000	JANITORIAL SERVICES-FBES			0.00	6,374.71	63,747.10	0.00	-63,747.10	0.00	
141 E 72610 328 000 00008 000	JANITORIAL SERVICES-GES			0.00	10,358.90	103,589.00	0.00	-103,589.00	0.00	
141 E 72610 328 000 00009 000	JANITORIAL SERVICES-JES			0.00	17,127.29	127,062.56	0.00	-127,062.56	0.00	
141 E 72610 328 000 00010 000	JANITORIAL SERVICES-JMS			0.00	0.00	44,210.34	0.00	-44,210.34	0.00	
141 E 72610 328 000 00011 000	JANITORIAL SERVICES-LES			0.00	9,562.06	95,620.60	0.00	-95,620.60	0.00	
141 E 72610 328 000 00012 000	JANITORIAL SERVICES-SCES			0.00	7,569.97	75,699.70	0.00	-75,699.70	0.00	
141 E 72610 328 000 00013 000	JANITORIAL SERVICES-SSES			0.00	7,968.39	79,683.90	0.00	-79,683.90	0.00	
141 E 72610 328 000 00014 000	JANITORIAL SERVICES-WVES			0.00	7,569.97	75,699.60	0.00	-75,699.60	0.00	
141 E 72610 328 000 00015 000	JANITORIAL SERVICES-DBHS			0.00	18,327.29	183,272.90	0.00	-183,272.90	0.00	
141 E 72610 328 000 00016 000	JANITORIAL SERVICES-DCHS			0.00	18,327.29	183,272.90	0.00	-183,272.90	0.00	
141 E 72610 328 000 00025 000	JANITORIAL SERVICES-RVES			0.00	11,155.74	111,557.40	0.00	-111,557.40	0.00	
141 E 72610 359 000 00000 000	DISPOSAL FEES			124,000.00	8,547.01	87,544.25	0.00	36,455.75	70.60	
141 E 72610 359 000 00002 000	DISPOSAL FEES ASBURY			0.00	0.00	0.00	0.00	0.00	0.00	
141 E 72610 359 000 00003 000	DISPOSAL FEES MIDWAY			0.00	0.00	0.00	0.00	0.00	0.00	
141 E 72610 359 000 00004 000	DISPOSAL FEES BCES			0.00	0.00	100.00	0.00	-100.00	0.00	
141 E 72610 359 000 00005 000	DISPOSAL FEES OLD BCMS			0.00	0.00	0.00	0.00	0.00	0.00	
141 E 72610 359 000 00006 000	DISPOSAL FEES GVES			0.00	903.43	7,458.98	0.00	-7,458.98	0.00	
141 E 72610 359 000 00007 000	DISPOSAL FEES FBES			0.00	0.00	0.00	0.00	0.00	0.00	
141 E 72610 359 000 00008 000	DISPOSAL FEES GES			0.00	0.00	0.00	0.00	0.00	0.00	
141 E 72610 359 000 00009 000	DISPOSAL FEES JES			0.00	720.00	6,800.15	0.00	-6,800.15	0.00	
141 E 72610 359 000 00010 000	DISPOSAL FEES JMS			0.00	0.00	8,049.06	0.00	-8,049.06	0.00	
141 E 72610 359 000 00011 000	DISPOSAL FEES LES			0.00	0.00	0.00	0.00	0.00	0.00	
141 E 72610 359 000 00012 000	DISPOSAL FEES SCES			0.00	0.00	0.00	0.00	0.00	0.00	
141 E 72610 359 000 00013 000	DISPOSAL FEES SSES			0.00	0.00	969.60	0.00	-969.60	0.00	
141 E 72610 359 000 00014 000	DISPOSAL FEES WVES			0.00	0.00	0.00	0.00	0.00	0.00	
141 E 72610 359 000 00015 000	DISPOSAL FEES DBHS			0.00	707.29	13,311.97	0.00	-13,311.97	0.00	
141 E 72610 359 000 00016 000	DISPOSAL FEES DCHS			0.00	1,855.50	19,280.48	0.00	-19,280.48	0.00	
141 E 72610 359 000 00025 000	DISPOSAL FEES RVES			0.00	0.00	0.00	0.00	0.00	0.00	
141 E 72610 399 000 00000 000	OTHER CONTRACTED SERVICES			149,000.00	453.50	8,179.66	0.00	140,820.34	5.49	
141 E 72610 399 000 00002 000	OTHER CONTRACTED SERV. ASBURY			0.00	0.00	1,127.42	0.00	-1,127.42	0.00	
141 E 72610 399 000 00003 000	OTHER CONTRACTED SERV MIDWAY			0.00	100.00	2,492.00	0.00	-2,492.00	0.00	
141 E 72610 399 000 00004 000	OTHER CONTRACTED SERVICE BCES			0.00	1,070.00	3,691.00	0.00	-3,691.00	0.00	
141 E 72610 399 000 00005 000	OTHER CONTRACTED SERVICE BCM			0.00	0.00	0.00	0.00	0.00	0.00	
141 E 72610 399 000 00006 000	OTHER CONTRACTED SERVICE GVES			0.00	1,329.00	6,618.09	0.00	-6,618.09	0.00	
141 E 72610 399 000 00007 000	OTHER CONTRACTED SERVICE FBES			0.00	0.00	395.00	0.00	-395.00	0.00	

Fnd T Acct		Obj Prj Loc	Prg	Account Level Description	2023-24 Budget	April 2023-24 Monthly Activity	2023-24 FYTD Activity	Encumbered Amount	Unexpended Balance - YTD Act	2023-24 FYTD %
72610 OPERATION OF PLANT										
141 E	72610	399 000	00008 000	OTHER CONTRACTED SERVICE GES	0.00	2,050.00	4,212.00	0.00	-4,212.00	0.00
141 E	72610	399 000	00009 000	OTHER CONTRACTED SERVICE JES	0.00	0.00	3,749.00	0.00	-3,749.00	0.00
141 E	72610	399 000	00010 000	OTHER CONTRACTED SERVICE JMS	0.00	675.00	3,744.00	0.00	-3,744.00	0.00
141 E	72610	399 000	00011 000	OTHER CONTRACTED SERVICE LES	0.00	1,050.00	12,418.40	0.00	-12,418.40	0.00
141 E	72610	399 000	00012 000	OTHER CONTRACTED SERVICE SCES	0.00	1,025.00	11,125.70	0.00	-11,125.70	0.00
141 E	72610	399 000	00013 000	OTHER CONTRACTED SERVICE SSES	0.00	0.00	1,630.00	0.00	-1,630.00	0.00
141 E	72610	399 000	00014 000	OTHER CONTRACTED SERVICE WVES	0.00	1,313.03	9,992.67	0.00	-9,992.67	0.00
141 E	72610	399 000	00015 000	OTHER CONTRACTED SERVICE DBHS	0.00	1,476.50	6,457.57	0.00	-6,457.57	0.00
141 E	72610	399 000	00016 000	OTHER CONTRACTED SERVICE DCHS	0.00	1,943.62	27,934.98	0.00	-27,934.98	0.00
141 E	72610	399 000	00025 000	OTHER CONTRACTED SERVICE RVES	0.00	1,089.00	8,778.50	0.00	-8,778.50	0.00
141 E	72610	410 000	00000 000	CUSTODIAL SUPPLIES	136,500.00	2,891.34	31,341.78	0.00	105,158.22	22.96
141 E	72610	410 000	00002 000	CUSTODIAL SUPPLIES-ASBURY	0.00	0.00	1,772.82	0.00	-1,772.82	0.00
141 E	72610	410 000	00003 000	CUSTODIAL SUPPLIES-MIDWAY	0.00	289.70	1,553.12	0.00	-1,553.12	0.00
141 E	72610	410 000	00004 000	CUSTODIAL SUPPLIES-BCES	0.00	2,601.83	16,210.92	0.00	-16,210.92	0.00
141 E	72610	410 000	00005 000	CUSTODIAL SUPPLIES-BCMS	0.00	0.00	0.00	0.00	0.00	0.00
141 E	72610	410 000	00006 000	CUSTODIAL SUPPLIES-GVES	0.00	774.72	11,657.32	0.00	-11,657.32	0.00
141 E	72610	410 000	00007 000	CUSTODIAL SUPPLIES-FBES	0.00	0.00	5,263.27	0.00	-5,263.27	0.00
141 E	72610	410 000	00008 000	CUSTODIAL SUPPLIES-GES	0.00	1,738.83	10,446.62	0.00	-10,446.62	0.00
141 E	72610	410 000	00009 000	CUSTODIAL SUPPLIES-JES	0.00	0.00	5,387.21	0.00	-5,387.21	0.00
141 E	72610	410 000	00010 000	CUSTODIAL SUPPLIES-JMS	0.00	0.00	1,846.42	0.00	-1,846.42	0.00
141 E	72610	410 000	00011 000	CUSTODIAL SUPPLIES-LES	0.00	1,580.30	13,703.59	0.00	-13,703.59	0.00
141 E	72610	410 000	00012 000	CUSTODIAL SUPPLIES-SCES	0.00	0.00	4,639.37	0.00	-4,639.37	0.00
141 E	72610	410 000	00013 000	CUSTODIAL SUPPLIES-SSES	0.00	1,041.30	5,975.61	0.00	-5,975.61	0.00
141 E	72610	410 000	00014 000	CUSTODIAL SUPPLIES-WVES	0.00	643.80	6,647.31	0.00	-6,647.31	0.00
141 E	72610	410 000	00015 000	CUSTODIAL SUPPLIES-DBHS	0.00	1,236.45	16,035.38	0.00	-16,035.38	0.00
141 E	72610	410 000	00016 000	CUSTODIAL SUPPLIES-DCHS	0.00	1,730.22	13,324.92	0.00	-13,324.92	0.00
141 E	72610	410 000	00025 000	CUSTODIAL SUPPLIES-RVES	0.00	1,894.00	11,013.25	0.00	-11,013.25	0.00
141 E	72610	415 000	00000 000	ELECTRICITY	1,775,654.00	7,860.41	38,654.23	0.00	1,736,999.77	2.18
141 E	72610	415 000	00002 000	ELECTRICITY-ASBURY	0.00	1,895.88	21,385.48	0.00	-21,385.48	0.00
141 E	72610	415 000	00003 000	ELECTRICITY-MIDWAY	0.00	2,759.17	21,789.16	0.00	-21,789.16	0.00
141 E	72610	415 000	00004 000	ELECTRICITY-BCES	0.00	10,653.04	122,616.35	0.00	-122,616.35	0.00
141 E	72610	415 000	00005 000	ELECTRICITY-BCMS	0.00	0.00	0.00	0.00	0.00	0.00
141 E	72610	415 000	00006 000	ELECTRICITY-GVES	0.00	12,173.07	124,433.51	0.00	-124,433.51	0.00
141 E	72610	415 000	00007 000	ELECTRICITY-FBES	0.00	4,135.63	43,177.64	0.00	-43,177.64	0.00
141 E	72610	415 000	00008 000	ELECTRICITY-GES	0.00	6,798.13	74,281.67	0.00	-74,281.67	0.00
141 E	72610	415 000	00009 000	ELECTRICITY-JES	0.00	9,094.86	92,794.51	0.00	-92,794.51	0.00
141 E	72610	415 000	00010 000	ELECTRICITY-JMS	0.00	3,331.16	50,505.60	0.00	-50,505.60	0.00
141 E	72610	415 000	00011 000	ELECTRICITY-LES	0.00	9,311.85	98,884.04	0.00	-98,884.04	0.00

Account Level					2023-24	April 2023-24	2023-24	Encumbered	Unexpended	2023-24	
Fnd	T Acct	Obj	Prj	Loc	Prg Description	Budget	Monthly Activity	FYTD Activity	Amount	Balance - YTD Act	FYTD %
72610					OPERATION OF PLANT						
141	E	72610	415	000	00012 000 ELECTRICITY-SCES	0.00	5,412.11	55,259.07	0.00	-55,259.07	0.00
141	E	72610	415	000	00013 000 ELECTRICITY-SSES	0.00	7,271.83	72,043.41	0.00	-72,043.41	0.00
141	E	72610	415	000	00014 000 ELECTRICITY-WVES	0.00	8,751.72	77,811.23	0.00	-77,811.23	0.00
141	E	72610	415	000	00015 000 ELECTRICITY-DBHS	0.00	22,359.49	235,661.82	0.00	-235,661.82	0.00
141	E	72610	415	000	00016 000 ELECTRICITY-DCHS	0.00	22,833.50	234,668.80	0.00	-234,668.80	0.00
141	E	72610	415	000	00025 000 ELECTRICITY-RVES	0.00	14,158.96	130,415.42	0.00	-130,415.42	0.00
141	E	72610	434	000	00000 000 NATURAL GAS	202,300.00	9,981.47	75,687.57	0.00	126,612.43	37.41
141	E	72610	434	000	00002 000 NATURAL GAS-ASBURY	0.00	0.00	0.00	0.00	0.00	0.00
141	E	72610	434	000	00003 000 NATURAL GAS-MIDWAY	0.00	0.00	0.00	0.00	0.00	0.00
141	E	72610	434	000	00004 000 NATURAL GAS-BCES	0.00	844.64	10,085.65	0.00	-10,085.65	0.00
141	E	72610	434	000	00005 000 NATURAL GAS-BCMS	0.00	0.00	0.00	0.00	0.00	0.00
141	E	72610	434	000	00006 000 NATURAL GAS-GVES	0.00	0.00	0.00	0.00	0.00	0.00
141	E	72610	434	000	00007 000 NATURAL GAS-FBES	0.00	0.00	0.00	0.00	0.00	0.00
141	E	72610	434	000	00008 000 NATURAL GAS-GES	0.00	0.00	0.00	0.00	0.00	0.00
141	E	72610	434	000	00009 000 NATURAL GAS-JES	0.00	1,811.88	12,747.66	0.00	-12,747.66	0.00
141	E	72610	434	000	00010 000 NATURAL GAS-JMS	0.00	0.00	4,137.56	0.00	-4,137.56	0.00
141	E	72610	434	000	00011 000 NATURAL GAS-LES	0.00	3,741.25	21,095.07	0.00	-21,095.07	0.00
141	E	72610	434	000	00012 000 NATURAL GAS-SCES	0.00	0.00	0.00	0.00	0.00	0.00
141	E	72610	434	000	00013 000 NATURAL GAS-SSES	0.00	0.00	7,097.33	0.00	-7,097.33	0.00
141	E	72610	434	000	00014 000 NATURAL GAS-WVES	0.00	0.00	0.00	0.00	0.00	0.00
141	E	72610	434	000	00015 000 NATURAL GAS-DBHS	0.00	1,635.96	12,397.60	0.00	-12,397.60	0.00
141	E	72610	434	000	00016 000 NATURAL GAS-DCHS	0.00	1,827.78	22,422.03	0.00	-22,422.03	0.00
141	E	72610	434	000	00025 000 NATURAL GAS-RVES	0.00	0.00	0.00	0.00	0.00	0.00
141	E	72610	454	000	00000 000 WATER AND SEWER	250,712.00	444.39	2,215.11	0.00	248,496.89	0.88
141	E	72610	454	000	00002 000 WATER & SEWER-ASBURY	0.00	1,026.83	4,724.04	0.00	-4,724.04	0.00
141	E	72610	454	000	00003 000 WATER & SEWER-MIDWAY	0.00	0.00	312.71	0.00	-312.71	0.00
141	E	72610	454	000	00004 000 WATER & SEWER-BCES	0.00	1,475.82	15,812.67	0.00	-15,812.67	0.00
141	E	72610	454	000	00005 000 WATER & SEWER-BCMS	0.00	0.00	0.00	0.00	0.00	0.00
141	E	72610	454	000	00006 000 WATER & SEWER-GVES	0.00	1,207.85	9,780.32	0.00	-9,780.32	0.00
141	E	72610	454	000	00007 000 WATER & SEWER-FBES	0.00	423.10	3,760.78	0.00	-3,760.78	0.00
141	E	72610	454	000	00008 000 WATER & SEWER-GES	0.00	3,628.50	12,248.77	0.00	-12,248.77	0.00
141	E	72610	454	000	00009 000 WATER & SEWER-JES	0.00	573.27	5,959.55	0.00	-5,959.55	0.00
141	E	72610	454	000	00010 000 WATER & SEWER-JMS	0.00	49.13	4,068.34	0.00	-4,068.34	0.00
141	E	72610	454	000	00011 000 WATER & SEWER-LES	0.00	880.53	7,920.70	0.00	-7,920.70	0.00
141	E	72610	454	000	00012 000 WATER & SEWER-SCES	0.00	295.58	3,089.15	0.00	-3,089.15	0.00
141	E	72610	454	000	00013 000 WATER & SEWER-SSES	0.00	2,844.19	19,319.68	0.00	-19,319.68	0.00
141	E	72610	454	000	00014 000 WATER & SEWER-WVES	0.00	412.60	3,884.85	0.00	-3,884.85	0.00
141	E	72610	454	000	00015 000 WATER & SEWER-DBHS	0.00	5,130.44	44,076.57	0.00	-44,076.57	0.00

Fnd T Acct	Obj Prj Loc	Prg	Account Level Description	2023-24 Budget	April 2023-24 Monthly Activity	2023-24 FYTD Activity	Encumbered Amount	Unexpended Balance - YTD Act	2023-24 FYTD %
72610			OPERATION OF PLANT						
141 E 72610 454 000 00016 000			WATER & SEWER-DCHS	0.00	2,231.45	28,176.29	0.00	-28,176.29	0.00
141 E 72610 454 000 00025 000			WATER & SEWER-RVES	0.00	594.32	14,079.49	0.00	-14,079.49	0.00
141 E 72610 499 000 00000 000			OTHER SUPPLIES AND MATERIALS	73,500.00	0.00	72,870.64	0.00	629.36	99.14
141 E 72610 501 000 00000 000			BOILER INSURANCE	21,000.00	0.00	37,503.00	0.00	-16,503.00	178.59
141 E 72610 599 000 00000 000			OTHER CHARGES	39,900.00	1,656.87	17,355.22	0.00	22,544.78	43.50
141 E 72610 599 000 00002 000			OTHER CHARGES ASBURY	0.00	234.68	2,000.96	0.00	-2,000.96	0.00
141 E 72610 599 000 00003 000			OTHER CHARGES MIDWAY	0.00	146.10	1,252.38	0.00	-1,252.38	0.00
141 E 72610 599 000 00004 000			OTHER CHARGES BCES	0.00	264.00	2,827.78	0.00	-2,827.78	0.00
141 E 72610 599 000 00005 000			OTHER CHARGES BCMS	0.00	0.00	0.00	0.00	0.00	0.00
141 E 72610 599 000 00006 000			OTHER CHARGES GVES	0.00	0.00	0.00	0.00	0.00	0.00
141 E 72610 599 000 00007 000			OTHER CHARGES FBES	0.00	65.40	599.82	0.00	-599.82	0.00
141 E 72610 599 000 00008 000			OTHER CHARGES GES	0.00	0.00	0.00	0.00	0.00	0.00
141 E 72610 599 000 00009 000			OTHER CHARGES JES	0.00	446.35	1,307.46	0.00	-1,307.46	0.00
141 E 72610 599 000 00010 000			OTHER CHARGES JMS	0.00	0.00	0.00	0.00	0.00	0.00
141 E 72610 599 000 00011 000			OTHER CHARGES LES	0.00	0.00	0.00	0.00	0.00	0.00
141 E 72610 599 000 00012 000			OTHER CHARGES SCES	0.00	0.00	0.00	0.00	0.00	0.00
141 E 72610 599 000 00013 000			OTHER CHARGES SSES	0.00	246.56	1,059.26	0.00	-1,059.26	0.00
141 E 72610 599 000 00014 000			OTHER CHARGES WVES	0.00	124.24	1,029.16	0.00	-1,029.16	0.00
141 E 72610 599 000 00015 000			OTHER CHARGES DBHS	0.00	0.00	0.00	0.00	0.00	0.00
141 E 72610 599 000 00016 000			OTHER CHARGES DCHS	0.00	0.00	0.00	0.00	0.00	0.00
141 E 72610 599 000 00025 000			OTHER CHARGES RVES	0.00	0.00	0.00	0.00	0.00	0.00
141 E 72610 --- --- ----- ---				6,333,965.00	517,991.57	5,226,682.98	0.00	1,107,282.02	82.52
				=====	=====	=====	=====	=====	=====
72620			MAINTENANCE OF PLANT						
141 E 72620 105 000 00000 000			SUPERVISOR/DIRECTOR	287,415.00	22,687.68	242,040.06	0.00	45,374.94	84.21
141 E 72620 167 000 00000 000			MAINTENANCE PERSONNEL	969,447.00	47,988.69	502,534.71	0.00	466,912.29	51.84
141 E 72620 201 000 00000 000			SOCIAL SECURITY	77,925.00	4,157.54	44,402.72	0.00	33,522.28	56.98
141 E 72620 204 000 00000 000			STATE RETIREMENT	151,200.00	7,742.33	84,494.48	0.00	66,705.52	55.88
141 E 72620 206 000 00000 000			LIFE INSURANCE	281.00	28.10	224.80	0.00	56.20	80.00
141 E 72620 207 000 00000 000			MEDICAL INSURANCE	143,905.00	14,488.00	122,569.40	0.00	21,335.60	85.17
141 E 72620 212 000 00000 000			EMPLOYER MEDICARE	18,224.00	972.32	10,384.65	0.00	7,839.35	56.98
141 E 72620 304 000 00000 000			ARCHITECTS	0.00	0.00	0.00	0.00	0.00	0.00
141 E 72620 307 000 00000 000			COMMUNICATION	2,700.00	138.20	1,379.82	0.00	1,320.18	51.10
141 E 72620 335 000 00000 000			MAINTENANCE & REPAIR - BUILDIN	45,000.00	0.00	550.00	0.00	44,450.00	1.22

Fnd T	Acct	Obj	Prj	Loc	Prg	Account Level Description	2023-24 Budget	April 2023-24 Monthly Activity	2023-24 FYTD Activity	Encumbered Amount	Unexpended Balance - YTD Act	2023-24 FYTD %
72620						MAINTENANCE OF PLANT						
141 E	72620	499	000	00005	000	OTHER SUPPLIES & MAT. BCMS	0.00	0.00	0.00	0.00	0.00	0.00
141 E	72620	499	000	00006	000	OTHER SUPPLIES & MAT. GVES	0.00	0.00	0.00	0.00	0.00	0.00
141 E	72620	499	000	00007	000	OTHER SUPPLIES & MAT. FBES	0.00	0.00	0.00	0.00	0.00	0.00
141 E	72620	499	000	00008	000	OTHER SUPPLIES & MAT. GES	0.00	0.00	0.00	0.00	0.00	0.00
141 E	72620	499	000	00009	000	OTHER SUPPLIES & MAT. JES	0.00	0.00	0.00	0.00	0.00	0.00
141 E	72620	499	000	00010	000	OTHER SUPPLIES & MAT. JMS	0.00	0.00	0.00	0.00	0.00	0.00
141 E	72620	499	000	00011	000	OTHER SUPPLIES & MAT. LES	0.00	0.00	0.00	0.00	0.00	0.00
141 E	72620	499	000	00012	000	OTHER SUPPLIES & MAT. SCES	0.00	0.00	0.00	0.00	0.00	0.00
141 E	72620	499	000	00013	000	OTHER SUPPLIES & MAT. SSES	0.00	0.00	0.00	0.00	0.00	0.00
141 E	72620	499	000	00014	000	OTHER SUPPLIES & MAT. WVES	0.00	0.00	0.00	0.00	0.00	0.00
141 E	72620	499	000	00015	000	OTHER SUPPLIES & MAT. DBHS	0.00	0.00	0.00	0.00	0.00	0.00
141 E	72620	499	000	00016	000	OTHER SUPPLIES & MAT. DCHS	0.00	0.00	0.00	0.00	0.00	0.00
141 E	72620	499	000	00025	000	OTHER SUPPLIES & MAT. RVES	0.00	0.00	0.00	0.00	0.00	0.00
141 E	72620	599	000	00000	000	OTHER CHARGES	27,300.00	4,250.00	38,613.52	0.00	-11,313.52	141.44
141 E	72620	701	000	00000	000	ADMINISTRATION EQUIPMENT	203,000.00	0.00	557,126.11	0.00	-354,126.11	274.45
141 E	72620	701	000	00000	004	PUBLIC SCHOOL SECURITY GRANT	0.00	0.00	2,350.00	0.00	-2,350.00	0.00
141 E	72620	---	---	-----	---		2,482,397.00	227,362.02	2,246,696.94	0.00	235,700.06	90.51
							=====	=====	=====	=====	=====	=====
72710						STUDENT TRANSPORTATION						
141 E	72710	105	000	00000	000	SUPERVISOR/DIRECTOR	136,677.00	10,513.62	115,649.82	0.00	21,027.18	84.62
141 E	72710	142	000	00000	000	MECHANIC(S)	302,771.00	19,828.62	214,734.63	0.00	88,036.37	70.92
141 E	72710	146	000	00000	000	BUS DRIVERS	1,463,286.00	120,506.45	1,047,811.61	0.00	415,474.39	71.61
141 E	72710	146	000	00000	002	CTE ISM GRANT	0.00	0.00	0.00	0.00	0.00	0.00
141 E	72710	189	000	00000	000	OTHER PERSONEL	44,574.00	3,428.78	37,716.58	0.00	6,857.42	84.62
141 E	72710	201	000	00000	000	SOCIAL SECURITY	117,970.00	8,896.40	83,203.31	0.00	34,766.69	70.53
141 E	72710	204	000	00000	000	STATE RETIREMENT	228,899.00	17,259.49	157,137.44	0.00	71,761.56	68.65
141 E	72710	206	000	00000	000	LIFE INSURANCE	1,517.00	151.70	1,213.60	0.00	303.40	80.00
141 E	72710	207	000	00000	000	MEDICAL INSURANCE	488,084.00	41,949.60	345,210.80	0.00	142,873.20	70.73
141 E	72710	212	000	00000	000	EMPLOYER MEDICARE	27,590.00	2,094.38	19,809.34	0.00	7,780.66	71.80
141 E	72710	307	000	00000	000	COMMUNICATION	750.00	20.50	207.24	0.00	542.76	27.63
141 E	72710	330	000	00000	000	OPERATING LEASE PAYMENTS	33,400.00	1,156.30	13,713.12	0.00	19,686.88	41.06
141 E	72710	338	000	00000	000	MAINTENANCE & REPAIR	0.00	0.00	0.00	0.00	0.00	0.00
141 E	72710	399	000	00000	000	OTHER CONTRACTED SERVICES	5,000.00	1,399.70	7,199.04	0.00	-2,199.04	143.98
141 E	72710	412	000	00000	000	DIESEL FUEL	333,000.00	26,331.30	239,310.29	0.00	93,689.71	71.86

Account Level		2023-24	April 2023-24	2023-24	Encumbered	Unexpended	2023-24
Fnd T Acct	Obj Prj Loc Prg Description	Budget	Monthly Activity	FYTD Activity	Amount	Balance - YTD Act	FYTD %
72710	STUDENT TRANSPORTATION						
141 E 72710 412 000 00000 002	CTE ISM GRANT	0.00	0.00	0.00	0.00	0.00	0.00
141 E 72710 424 000 00000 000	GARAGE SUPPLIES	30,000.00	641.77	8,557.10	0.00	21,442.90	28.52
141 E 72710 425 000 00000 000	GASOLINE	167,000.00	16,856.14	145,637.14	0.00	21,362.86	87.21
141 E 72710 425 000 00000 002	CTE ISM GRANT	0.00	0.00	0.00	0.00	0.00	0.00
141 E 72710 450 000 00000 000	TIRES AND TUBES	60,000.00	13,832.90	41,003.76	0.00	18,996.24	68.34
141 E 72710 453 000 00000 000	VEHICLE PARTS	160,000.00	7,294.94	71,309.16	0.00	88,690.84	44.57
141 E 72710 499 000 00000 000	OTHER SUPPLIES AND MATERIALS	5,250.00	1,775.79	9,743.82	0.00	-4,493.82	185.60
141 E 72710 511 000 00000 000	VEHICLE AND EQUIPMENT INSURANC	250,000.00	12,597.00	267,652.00	0.00	-17,652.00	107.06
141 E 72710 599 000 00000 000	OTHER CHARGES	18,900.00	2,774.33	33,564.31	0.00	-14,664.31	177.59
141 E 72710 729 000 00000 000	TRANSPORTATION EQUIPMENT	100,000.00	45,362.20	438,531.14	0.00	-338,531.14	438.53
141 E 72710 729 000 00000 002	CTE ISM GRANT	0.00	0.00	101,675.75	0.00	-101,675.75	0.00
141 E 72710 729 100 00000 000	TRANS. EQUIPMENT-ELECTRIC BUS	424,545.00	0.00	0.00	0.00	424,545.00	0.00
141 E 72710 --- --- --- ---		4,399,213.00	354,671.91	3,400,591.00	0.00	998,622.00	77.30
=====							
72810	OTHER SUPPORT SERVICES						
141 E 72810 105 000 00000 000	FAMILY RESOURCE DIRECTOR	87,725.00	7,715.92	77,159.20	0.00	10,565.80	87.96
141 E 72810 162 000 00000 000	CLERICAL PERSONNEL	33,210.00	2,767.50	22,140.00	0.00	11,070.00	66.67
141 E 72810 189 000 00000 000	OTHER SALARIES & WAGES	15,591.00	0.00	0.00	0.00	15,591.00	0.00
141 E 72810 201 000 00000 000	SOCIAL SECURITY	7,498.00	630.96	6,005.94	0.00	1,492.06	80.10
141 E 72810 204 000 00000 000	STATE RETIREMENT	14,548.00	858.38	8,063.00	0.00	6,485.00	55.42
141 E 72810 206 000 00000 000	LIFE INSURANCE	76.00	7.60	60.80	0.00	15.20	80.00
141 E 72810 207 000 00000 000	MEDICAL INSURANCE	16,013.00	1,702.80	13,339.20	0.00	2,673.80	83.30
141 E 72810 212 000 00000 000	EMPLOYER MEDICARE	1,754.00	147.56	1,404.60	0.00	349.40	80.08
141 E 72810 499 000 00000 000	OTHER SUPPLIES AND MATERIALS	5,000.00	1,425.73	2,054.38	0.00	2,945.62	41.09
141 E 72810 599 000 00000 000	OTHER CHARGES	0.00	2,709.34	3,199.34	0.00	-3,199.34	0.00
141 E 72810 --- --- --- ---		181,415.00	17,965.79	133,426.46	0.00	47,988.54	73.55
=====							

Account Level		2023-24	April 2023-24	2023-24	Encumbered	Unexpended	2023-24
Fnd T Acct	Obj Prj Loc Prg Description	Budget	Monthly Activity	FYTD Activity	Amount	Balance - YTD Act	FYTD %
76100	REGULAR CAPITAL OUTLAY						
141 E 76100 399 000 00000 002	CTE ISM GRANT	0.00	0.00	0.00	0.00	0.00	0.00
141 E 76100 707 000 00000 000	BUILDING IMPROVEMENTS	1,150,653.00	0.00	1,269,928.34	0.00	-119,275.34	110.37
141 E 76100 707 000 00000 002	CTE ISM GRANT	0.00	0.00	0.00	0.00	0.00	0.00
141 E 76100 715 000 00000 000	LAND	475,000.00	0.00	452,466.72	0.00	22,533.28	95.26
141 E 76100 724 000 00000 000	SITE DEVELOPMENT	0.00	0.00	0.00	0.00	0.00	0.00
141 E 76100 790 000 00000 000	OTHER EQUIPMENT	0.00	0.00	300,000.00	0.00	-300,000.00	0.00
141 E 76100 799 000 00000 000	OTHER CAPITAL OUTLAY	4,887,000.00	0.00	0.00	0.00	4,887,000.00	0.00
		<hr/>	<hr/>	<hr/>	<hr/>	<hr/>	<hr/>
141 E 76100 --- --- --- ---		6,512,653.00	0.00	2,022,395.06	0.00	4,490,257.94	31.05
		=====	=====	=====	=====	=====	=====
99100	TRANSFERS						
141 E 99100 316 000 00000 000	CONTRIBUTIONS TO DS	0.00	0.00	0.00	0.00	0.00	0.00
141 E 99100 590 000 00000 000	TRANSFERS TO OTHER FUNDS	339,000.00	28,241.00	282,410.00	0.00	56,590.00	83.31
		<hr/>	<hr/>	<hr/>	<hr/>	<hr/>	<hr/>
141 E 99100 --- --- --- ---		339,000.00	28,241.00	282,410.00	0.00	56,590.00	83.31
		=====	=====	=====	=====	=====	=====
141 - --- --- --- ---		100,250,965.00	7,271,458.33	67,951,110.08	0.00	32,299,854.92	67.78

Number of Accounts: 757

***** End of report *****

Acct	Account Level Description	Amount
A	Asset	
11140	CASH WITH TRUSTEE D.	0.00
11140	CASH WITH TRUSTEE	35,667,859.27
11140		0.00
11140		0.00
11140		0.00
11140		0.00
11140		46,189.14CR
11300	INVESTMENTS	0.00
11410	ACCOUNTS RECEIVABLE	1,509,112.17CR
11420	Allowance for Doubtful Accts.	0.00
11430	DUE FROM OTHER GOVERNMENTS	5,346,175.40
11430	DUE FROM OTHER GOVERNMENTS	0.00
11440	DUE FROM OTHER FUNDS	0.00
11500	PROPERTY TAX RECEIVABLE	13,972,705.00
11510	ALLOWANCE FOR UNCOLL. PROPERTY	189,477.00CR
11600	PRE-PAID ITEMS	0.00
11820	CASH SHORTAGE	0.00
11890	OTHER CURRENT ASSETS	0.00
-----		53,241,961.36
		=====

L	Liability	
21100	ACCOUNTS PAYABLE	61,710.47CR
21100		0.00
21100		0.00
21200	ACCRUED PAYROLL	429,678.97CR
21300	PAYROLL ADJUSTMENTS	0.00
21310	INCOME TAX WITHHELD AND UNPAID	4,887.21
21310		51.50CR
21310		4,376.31CR
21320	SOCIAL SECURITY TAX	1,293.26
21320		248.00CR
21320		258.54CR
21325	EMPLOYEE MEDICARE DEDUCTION	2,575.50
21325		58.00CR
21325		2,333.52CR
21330	RETIREMENT CONTRIBUTIONS	669,091.73CR
21330		273.80CR
21330		0.00
21331	HYBRID EMPLOYER CONTRIBUTION	0.00
21339	STATE DENTAL PLAN	43,411.83CR
21340	MEDICAL INSURANCE CONTRIBUTION	1,494,268.97CR
21341	COLONIAL LIFE INS PAYABLE	0.00
21342	HARTFORD ROTH	135.68
21342	SOCIAL SECURITY	0.00
21342	STATE RETIREMENT	0.00
21342	MEDICAL INSURANCE	0.00
21342	MEDICARE	0.00
21343	AMERICAN FAMILY LIFE PAYABLE	74,563.53CR
21344	HORACE MANN LIFE INS PAYABLE	55.21CR
21345	CITIZENS SECURITY DENTAL	0.00
21346	WASHINGTON NATIONAL INS CO	0.00

Acct	Account Level Description	Amount
L	Liability	
21347	LIBERTY NATIONAL INS PAYABLE	0.00
21348	MEDICAL INSURANCE PAYABLE	7,111.57
21349	UNITED WAY	0.00
21350	NTA LIFE BUSINESS SERVICES	0.00
21351	HORACE MANN ANNUITY PAYABLE	0.00
21352	TRANSAMERICA	0.00
21353	DAVIS VISION	1,139.01CR
21354	ONE AMERICA	118.20CR
21355	EDUCATIONAL PLANNING GROUP	0.00
21356	TRUSTMARK	8.79CR
21357	MODERN WOODMEN INS PAYABLE	0.00
21358	HYBRID-TAXED CONTRIBUTION	1,281.07
21359	HYBRID PRETAXED CONTRIBUTION	101.08CR
21360	GARNISHMENTS AND LEVIES	229.04
21361	CENTRAL STATES HEALTH & LIFE C	0.00
21362	USABLE LIFE	0.00
21362	SOCIAL SECURITY	0.00
21362	STATE RETIREMENT	0.00
21362	MEDICAL INSURANCE	0.00
21362	MEDICARE	0.00
21363	MISCELLANEOUS DEDUCTIONS	0.00
21364	LEGAL SHIELD	0.00
21365	WAGeworks	967.90
21365	WAGeworks	0.00
21366	VALU TEACHERS	266.00CR
21367	LIFE INSURANCE OF ALABAMA	0.00
21370	AIG RETIREMENT (VALIC)	0.00
21380	CREDIT UNION DEDUCTIONS	0.00
21390	NEA TEA WCEA DUES	0.00
21392	OTHER P/R DED.-MED PUT PLUS	0.00
21500	DUE TO OTHER FUNDS	29,764.19CR
21510	DUE TO PRIMARY GOVERNMENT	0.00
21600	DUE TO GENERAL GOVERNMENT	0.00
21900	DUE TO PTO	0.00
21900		0.00
21900		0.00
29940	DEFERRED CURRENT PROP. TAXES	13,565,331.00CR
29945	DEF. DELINQUENT PROPERTY TAXES	192,057.00CR
-----		16,550,684.42CR
		=====

Q	Equity	
34110	PURCHASE ORDERS PAYABLE	0.00
34111	RESERVE FOR ENCUMBRANCE	0.00
34120	ENCUMBRANCE PRIOR YEAR	0.00
34240	PRE-PAID ITEMS	0.00
34555	RESTRICTED FOR EDUCATION	41,908.00CR
34560	RESTRICTED FOR EDUCATION - CL	0.00
34587	RESTRCT FOR HYBRID RETIR SRT	542,018.00CR
34755	ASSIGNED FOR EDUCATION - NISWO	0.00
34760	ASSIGNED FOR INSTRUCTION - RET	0.00
34765	ASSIGNED FOR SUPPORT SERVICES	9,095,250.00CR

Acct	Account Level Description	Amount
Q	Equity	
34770	ASSIGNED FOR OPERATION NON-INS	0.00
34775	ASSIGNED FOR CAPITAL OUTLAY	0.00
34780	ASSIGNED FOR EDUCATION - CASH	2,430,000.00CR
39000	REV EXP SUMMARY FLOW THROUGH	24,666,183.77CR
39000		0.00
39000		2,326.80
39000		0.00
39000		81,756.03
39999	UNDESIGNATED FUND BALANCE	0.00
-----		<u>36,691,276.94CR</u>
		=====

Grand Asset Totals	53,241,961.36
Grand Liability Tota	16,550,684.42CR
Grand Equity Totals	36,691,276.94CR
Grand Totals	0.00

Number of Accounts: 105

***** End of report *****

		CHECK CHECK							
END	ACCT	OBJ	PRJ	NUMBER	DATE	VENDOR		AMOUNT	
142	71100	429	100	142227910	04/05/2024	AMAZON CAPITAL SERVI		83.90	
142	72130	499	100	142227910	04/05/2024	AMAZON CAPITAL SERVI		167.10	
142	71100	429	160	142227910	04/05/2024	AMAZON CAPITAL SERVI		339.01	
142	71100	429	160	142227910	04/05/2024	AMAZON CAPITAL SERVI		-331.88	
142	72220	524	900	142227911	04/05/2024	BANKCARD		610.00	
142	72220	524	910	142227911	04/05/2024	BANKCARD		25.00	
142	72210	524	937	142227911	04/05/2024	BANKCARD		2,441.16	CONFERENCE LODGING
142	72210	524	937	142227912	04/05/2024	EAN SERVICES LLC		194.46	
142	72220	524	900	142227913	04/05/2024	LRP PUBLICATIONS		101.00	
142	72210	355	010	142227914	04/05/2024	WHITAKER, JERRY		97.82	
142	72220	524	900	142227915	04/05/2024	WOLFE, JACKI		110.00	
142	72220	499	900	142227916	04/11/2024	AMAZON CAPITAL SERVI		72.58	
142	71100	429	160	142227916	04/11/2024	AMAZON CAPITAL SERVI		2,467.50	CLASSROOM MATERIALS-STEPPENSTONE ACADEMY
142	72220	524	910	142227917	04/11/2024	DUGGER, CHARLIE		110.00	
142	72220	524	910	142227919	04/11/2024	ETHERIDGE, NOELLE		110.00	
142	72220	524	910	142227919	04/11/2024	ETHERIDGE, NOELLE		227.80	
142	72120	399	937	142227921	04/11/2024	FRONTIER HEALTH		12,000.00	CSH BEHAVIORAL COUNSELORS
142	72220	524	910	142227922	04/11/2024	HAYES, CINDY		130.00	
142	72220	524	910	142227922	04/11/2024	HAYES, CINDY		138.00	
142	72130	399	937	142227923	04/11/2024	HAZELDEN PUBLISHING		75.00	
142	72210	524	160	142227924	04/11/2024	IMAGINE LEARNING LLC		6,500.00	INSERVICE FEES-STEPPENSTONE ACADEMY
142	72220	499	900	142227925	04/11/2024	LAKESHORE LEARNING M		504.85	
142	72220	499	900	142227927	04/11/2024	SCHOOL HEALTH CORPOR		31.89	
142	72220	524	910	142227929	04/11/2024	WOLFE, JACKI		138.00	
142	72220	524	910	142227929	04/11/2024	WOLFE, JACKI		130.00	
142	72210	524	100	142228006	04/12/2024	BARNES & NOBLE		852.20	
142	72210	524	937	142228007	04/12/2024	INST FOR MULTI SENSO		4,500.00	VIRTUAL TRAINING FEES-SPED-BCE
142	72130	499	100	142228009	04/17/2024	AMAZON CAPITAL SERVI		343.00	
142	72130	499	100	142228009	04/17/2024	AMAZON CAPITAL SERVI		284.62	
142	72130	499	100	142228010	04/17/2024	INGLES MARKETS, INC		247.30	
142	72210	524	100	142228011	04/17/2024	INST FOR MULTI SENSO		1,500.00	VIRTUAL INSERVICE FEE
142	71100	429	937	142228012	04/17/2024	LEARN THRU MOVEMENT		15,475.70	FAMILY NIGHT KITS -FBS
142	71300	730	800	142228014	04/17/2024	STAHL		1,900.00	CTE EQUIPMENT- DCHS MACHINE SHOP
142	71200	312	900	142228015	04/17/2024	STELLAR THERAPY SERV		1,343.00	PSYCH SERVICES-SPED
142	71300	499	800	142228090	04/19/2024	BANKCARD		1,248.00	EMT VOUCHERS-DCHS CTE
142	72130	499	700	142228091	04/19/2024	BARNES & NOBLE INC		6,400.54	
142	72130	499	700	142228091	04/19/2024	BARNES & NOBLE INC		172.80	CLASSROOM BOOKS -HOMELESS GRANT
142	72130	499	700	142228091	04/19/2024	BARNES & NOBLE INC		3,446.52	
142	72210	524	937	142228092	04/19/2024	EDUCATION ELEMENTS		116,881.50	PROFESSIONAL SERVICES-ESSER 3.0
142	72130	499	100	142228093	04/19/2024	EPS OPERATIONS LLC		447.35	
142	71200	312	900	142228094	04/19/2024	GRACE REHABILITATION		7,800.00	SPED OT/PT SERVICES
142	72210	524	937	142228095	04/19/2024	NIET		2,750.00	INSERVICE FEES -DBHS-ESSER 3.0
142	72220	499	900	142228096	04/19/2024	ODP BUSINESS Solutio		104.87	
142	72220	499	900	142228096	04/19/2024	ODP BUSINESS Solutio		54.78	
142	71200	312	900	142228097	04/19/2024	SIDEKICK THERAPY PAR		366.27	
142	72210	399	951	142228098	04/19/2024	TNTP		18,200.00	REGIONAL LITERACY CURRICULUM SUPPORT FEES
142	71100	429	160	142228141	04/26/2024	AMAZON CAPITAL		969.90	
142	72130	499	937	142228141	04/26/2024	AMAZON CAPITAL		1,069.49	FIRST RESPONDERS EQUIPMENT-JES-ESSER 3.0
142	72130	499	937	142228141	04/26/2024	AMAZON CAPITAL		4,335.62	CLASSROOM SETS -TRAUMA OO KITS-JES-ESSER 3.0
142	72130	499	700	142228143	04/26/2024	BARNES & NOBLE INC		18,546.72	CLASSROOM BOOKS -HOMELESS GRANT
142	72130	499	700	142228143	04/26/2024	BARNES & NOBLE INC		143.52	
142	72130	499	700	142228143	04/26/2024	BARNES & NOBLE INC		-322.56	

Totals for checks 235,534.33

FUND SUMMARY

<u>FUND</u>	<u>DESCRIPTION</u>	<u>BALANCE SHEET</u>	<u>REVENUE</u>	<u>EXPENSE</u>	<u>TOTAL</u>
142	SCHOOL FEDERAL PROJECTS	0.00	0.00	235,534.33	235,534.33
***	Fund Summary Totals ***	0.00	0.00	235,534.33	235,534.33

***** End of report *****

Account Level		2023-24	April 2023-24	2023-24	Encumbered	Unexpended	2023-24
Fnd T Acct	Obj Prj Loc Prg Description	Budget	Monthly Activity	FYTD Activity	Amount	Balance - YTD Act	FYTD %
010	CONSOLIDATED ADMINISTRATION						
142 E 72210 105 010 00001 000	SUPERVISOR/DIRECTOR	51,604.18	0.00	0.00	0.00	51,604.18	0.00
142 E 72210 162 010 00001 000	CLERICAL PERSONNEL	60,000.00	4,171.24	47,969.26	0.00	12,030.74	79.95
142 E 72210 189 010 00000 000	OTHER SALARIES & WAGES	80,000.00	5,809.92	48,570.96	0.00	31,429.04	60.71
142 E 72210 201 010 00000 000		11,876.91	338.99	2,870.16	0.00	9,006.75	24.17
142 E 72210 201 010 00001 000	SOCIAL SECURITY	0.00	258.62	2,974.13	0.00	-2,974.13	0.00
142 E 72210 204 010 00000 000		16,177.45	395.66	3,307.71	0.00	12,869.74	20.45
142 E 72210 204 010 00001 000	STATE RETIREMENT	0.00	501.80	5,770.70	0.00	-5,770.70	0.00
142 E 72210 207 010 00000 000		23,563.80	1,473.60	11,294.40	0.00	12,269.40	47.93
142 E 72210 212 010 00000 000		2,777.66	79.28	671.25	0.00	2,106.41	24.17
142 E 72210 212 010 00001 000	EMPLOYER MEDICARE	0.00	60.48	695.52	0.00	-695.52	0.00
142 E 72210 355 010 00000 000	TRAVEL	10,000.00	97.82	1,359.04	0.00	8,640.96	13.59
142 E 72210 499 010 00000 000	OTHER SUPPLIES AND MATERIALS	10,000.00	0.00	1,126.69	0.00	8,873.31	11.27
142 E 72210 524 010 00000 000	IN SERVICE / STAFF DEVELOPMENT	10,000.00	0.00	5,200.22	0.00	4,799.78	52.00
142 E 99100 504 010 00008 000	INDIRECT COST	4,000.00	0.00	0.00	0.00	4,000.00	0.00
	010	280,000.00	13,187.41	131,810.04	0.00	148,189.96	47.08

Fnd T	Acct	Obj	Prj	Loc	Prg	Account Level Description	2023-24 Budget	April 2023-24 Monthly Activity	2023-24 FYTD Activity	Encumbered Amount	Unexpended Balance - YTD Act	2023-24 FYTD %
100						TITLE I						
142	E	71100	116	100	00000	000 TEACHERS	1,034,365.48	84,818.73	670,169.48	0.00	364,196.00	64.79
142	E	71100	163	100	00000	000 EDUCATIONAL ASSISTANTS	63,648.38	3,954.92	41,276.06	0.00	22,372.32	64.85
142	E	71100	201	100	00000	000 SOCIAL SECURITY	68,076.86	5,139.26	41,167.33	0.00	26,909.53	60.47
142	E	71100	204	100	00000	000 STATE RETIREMENT	81,525.07	6,653.67	52,084.37	0.00	29,440.70	63.89
142	E	71100	207	100	00000	000 MEDICAL INSURANCE	245,094.00	20,290.00	157,489.60	0.00	87,604.40	64.26
142	E	71100	212	100	00000	000 EMPLOYER MEDICARE	15,921.20	1,201.93	9,627.89	0.00	6,293.31	60.47
142	E	71100	429	100	00000	000 INSTRUCTIONAL SUPPLIES & MATER	15,595.59	83.90	2,967.48	0.00	12,628.11	19.03
142	E	72130	189	100	00000	000 OTHER SALARIES & WAGES	9,000.00	0.00	4,026.00	0.00	4,974.00	44.73
142	E	72130	201	100	00000	000 SOCIAL SECURITY	558.00	0.00	232.15	0.00	325.85	41.60
142	E	72130	204	100	00000	000 STATE RETIREMENT	810.00	0.00	285.01	0.00	524.99	35.19
142	E	72130	212	100	00000	000 EMPLOYER MEDICARE	130.50	0.00	54.30	0.00	76.20	41.61
142	E	72130	499	100	00000	000 OTHER SUPPLIES AND MATERIALS	18,000.00	1,489.37	11,138.06	0.00	6,861.94	61.88
142	E	72130	599	100	00000	000 OTHER CHARGES	5,000.00	0.00	0.00	0.00	5,000.00	0.00
142	E	72210	189	100	00000	000 OTHER SALARIES & WAGES	13,200.00	792.00	1,617.00	0.00	11,583.00	12.25
142	E	72210	201	100	00000	000 SOCIAL SECURITY	818.40	49.10	100.25	0.00	718.15	12.25
142	E	72210	204	100	00000	000 STATE RETIREMENT	1,188.00	61.17	125.30	0.00	1,062.70	10.55
142	E	72210	212	100	00000	000 EMPLOYER MEDICARE	191.40	11.47	23.44	0.00	167.96	12.25
142	E	72210	524	100	00000	000 IN SERVICE / STAFF DEVELOPMENT	22,500.00	2,352.20	22,362.20	0.00	137.80	99.39
142	E	99100	504	100	00008	000 INDIRECT COST	22,333.26	0.00	0.00	0.00	22,333.26	0.00
						100	1,617,956.14	126,897.72	1,014,745.92	0.00	603,210.22	62.72

Account Level							2023-24	April 2023-24	2023-24	Encumbered	Unexpended	2023-24
Fnd T Acct	Obj Prj Loc	Prg	Description	Budget	Monthly Activity	FYTD Activity	Amount	Balance - YTD Act	FYTD %			
160 TITLE I-D												
142 E 71100 429 160 00000 000	INSTRUCTIONAL SUPPLIES & MATER						42,965.51	3,444.53	13,609.22	0.00	29,356.29	31.67
142 E 71100 499 160 00000 000	OTHER SUPPLIES AND MATERIALS						20,900.00	0.00	20,300.00	0.00	600.00	97.13
142 E 72210 524 160 00000 000	IN-SERVICE / STAFF DEVELOPMENT						10,500.00	6,500.00	6,500.00	0.00	4,000.00	61.90
142 E 99100 504 160 00000 000	INDIRECT COST						2,900.00	0.00	0.00	0.00	2,900.00	0.00
160							77,265.51	9,944.53	40,409.22	0.00	36,856.29	52.30

Account Level						2023-24	April 2023-24	2023-24	Encumbered	Unexpended	2023-24
Fnd T Acct	Obj Prj Loc	Prg	Description	Budget	Monthly Activity	FYTD Activity	Amount	Balance - YTD Act	FYTD %		
200 TITLE II - A											
142 E 72210 138 200 00010 000	INSTR COMPUTER PERSONNEL				132,875.50	11,068.63	87,983.52	0.00	44,891.98	66.22	
142 E 72210 189 200 00000 000	OTHER SALARIES & WAGES				65,076.02	4,936.80	50,265.62	0.00	14,810.40	77.24	
142 E 72210 201 200 00000 000	SOCIAL SECURITY				12,272.99	292.76	3,013.77	0.00	9,259.22	24.56	
142 E 72210 201 200 00010 000					0.00	637.94	5,074.80	0.00	-5,074.80	0.00	
142 E 72210 204 200 00000 000	STATE RETIREMENT				13,480.50	336.20	3,532.81	0.00	9,947.69	26.21	
142 E 72210 204 200 00010 000					0.00	753.77	5,991.64	0.00	-5,991.64	0.00	
142 E 72210 207 200 00000 000	MEDICAL INSURANCE				46,500.00	1,473.60	11,294.40	0.00	35,205.60	24.29	
142 E 72210 207 200 00010 000					0.00	3,176.40	24,633.60	0.00	-24,633.60	0.00	
142 E 72210 212 200 00000 000	EMPLOYER MEDICARE				2,870.30	68.47	704.86	0.00	2,165.44	24.56	
142 E 72210 212 200 00010 000					0.00	149.20	1,186.88	0.00	-1,186.88	0.00	
142 E 72210 524 200 00000 000	IN SERVICE / STAFF DEVELOPMENT				130,699.23	0.00	5,849.00	0.00	124,850.23	4.48	
142 E 99100 504 200 00008 000	INDIRECT COST				11,000.00	0.00	0.00	0.00	11,000.00	0.00	
200					414,774.54	22,893.77	199,530.90	0.00	215,243.64	48.11	

Fnd T Acct	Obj Prj Loc	Prg	Account Level Description	2023-24 Budget	April 2023-24 Monthly Activity	2023-24 FYTD Activity	Encumbered Amount	Unexpended Balance - YTD Act	2023-24 FYTD %
440			TITLE IV						
142 E 71150 116 440 00000 000			TEACHERS	52,969.00	3,654.59	32,238.06	0.00	20,730.94	60.86
142 E 71150 201 440 00000 000			SOCIAL SECURITY	3,284.08	226.58	1,998.76	0.00	1,285.32	60.86
142 E 71150 204 440 00000 000			STATE RETIREMENT	4,767.22	0.00	0.00	0.00	4,767.22	0.00
142 E 71150 207 440 00000 000			MEDICAL INSURANCE	10,800.00	0.00	0.00	0.00	10,800.00	0.00
142 E 71150 212 440 00000 000			MEDICARE	768.04	52.99	467.46	0.00	300.58	60.86
142 E 71150 429 440 00000 000			INSTRUCTIONAL SUPPLIES AND MAT	2,481.62	0.00	0.00	0.00	2,481.62	0.00
142 E 72130 123 440 00000 000			GUIDANCE PERSONNEL	52,000.00	4,258.59	34,068.72	0.00	17,931.28	65.52
142 E 72130 201 440 00000 000			SOCIAL SECURITY	3,224.00	239.78	1,925.04	0.00	1,298.96	59.71
142 E 72130 204 440 00000 000			STATE RETIREMENT	4,680.00	383.28	3,066.24	0.00	1,613.76	65.52
142 E 72130 207 440 00000 000			MEDICAL INSURANCE	10,800.00	1,473.60	11,294.40	0.00	-494.40	104.58
142 E 72130 212 440 00000 000			EMPLOYER MEDICARE	754.00	56.08	450.20	0.00	303.80	59.71
142 E 72130 524 440 00000 000			IN SERVICE / STAFF DEVELOPMENT	7,360.00	0.00	2,250.00	0.00	5,110.00	30.57
142 E 72250 524 440 00000 000			IN-SERVICE / STAFF DEVELOPMENT	8,900.00	0.00	5,015.00	0.00	3,885.00	56.35
142 E 99100 504 440 00000 000			INDIRECT COST	500.00	0.00	0.00	0.00	500.00	0.00
	440			163,287.96	10,345.49	92,773.88	0.00	70,514.08	56.82

Account Level		2023-24	April 2023-24	2023-24	Encumbered	Unexpended	2023-24
Fnd T Acct	Obj Prj Loc Prg Description	Budget	Monthly Activity	FYTD Activity	Amount	Balance - YTD Act	FYTD %
700	ARP HOMELESS 2.0						
142 E 72130 499 700 00000 000	OTHER SUPPLIES AND MATERIALS	29,853.75	28,387.54	28,387.54	0.00	1,466.21	95.09
142 E 72130 524 700 00000 000	IN-SERVICE / STAFF DEVELOPMENT	15,000.00	0.00	2,920.55	0.00	12,079.45	19.47
142 E 72710 599 700 00000 000	OTHER CHARGES	52,351.50	0.00	52,351.50	0.00	0.00	100.00
	700	97,205.25	28,387.54	83,659.59	0.00	13,545.66	86.06

Account Level						2023-24	April 2023-24	2023-24	Encumbered	Unexpended	2023-24
Fnd T Acct	Obj Prj Loc	Prg	Description	Budget	Monthly Activity	FYTD Activity	Amount	Balance - YTD Act	FYTD %		
800 CARL PERKINS											
142 E	71300 189 800	00021 000	OTHER SALARIES & WAGES	5,329.20	0.00	0.00	0.00	5,329.20	0.00		
142 E	71300 201 800	00021 000	SOCIAL SECURITY	275.40	0.00	0.00	0.00	275.40	0.00		
142 E	71300 204 800	00021 000	STATE RETIREMENT	180.00	0.00	0.00	0.00	180.00	0.00		
142 E	71300 207 800	00021 000	MEDICAL INSURANCE	164.40	0.00	0.00	0.00	164.40	0.00		
142 E	71300 212 800	00021 000	EMPLOYER MEDICARE	51.00	0.00	0.00	0.00	51.00	0.00		
142 E	71300 429 800	00000 000	INSTRUCTIONAL SUPPLIES & MATER	54,869.77	-2,618.00	49,431.50	0.00	5,438.27	90.09		
142 E	71300 499 800	00000 000	OTHER SUPPLIES AND MATERIALS	33,336.61	3,866.00	22,206.60	0.00	11,130.01	66.61		
142 E	71300 730 800	00000 000	VOCATIONAL INSTRUCTION EQUIPME	11,172.46	1,900.00	2,974.95	0.00	8,197.51	26.63		
142 E	72130 355 800	00000 000	TRAVEL	10,000.00	-665.58	11,502.00	0.00	-1,502.00	115.02		
142 E	72130 524 800	00000 000	IN SERVICE / STAFF DEVELOPMENT	24,016.68	665.58	19,026.16	0.00	4,990.52	79.22		
800						139,395.52	3,148.00	105,141.21	0.00	34,254.31	75.43

Account Level							2023-24	April 2023-24	2023-24	Encumbered	Unexpended	2023-24
Fnd T Acct	Obj	Prj	Loc	Prg	Description	Budget	Monthly Activity	FYTD Activity	Amount	Balance - YTD Act	FYTD %	
895					ALL LEARNING NETWORK-AALN							
142 E 72220 499 895 00000 000					OTHER SUPPLIES AND MATERIALS	10,000.00	0.00	8,773.12	0.00	1,226.88	87.73	
				895		10,000.00	0.00	8,773.12	0.00	1,226.88	87.73	

Account Level							2023-24	April 2023-24	2023-24	Encumbered	Unexpended	2023-24
Fnd T Acct	Obj Prj Loc	Prg	Description	Budget	Monthly Activity	FYTD Activity	Amount	Balance - YTD Act	FYTD %			
896 IDEA PART SYSTEMIC CHANGE K-12												
142 E 71200 116 896 00000 000	TEACHERS						39,200.00	0.00	0.00	0.00	39,200.00	0.00
142 E 71200 195 896 00000 000	CERTIFIED SUBSTITUTE TEACHERS						10,000.00	0.00	0.00	0.00	10,000.00	0.00
142 E 71200 201 896 00000 000	SOCIAL SECURITY						3,000.00	0.00	0.00	0.00	3,000.00	0.00
142 E 71200 212 896 00000 000	MEDICARE						1,000.00	0.00	0.00	0.00	1,000.00	0.00
142 E 71200 499 896 00000 000	OTHER SUPPLIES AND MATERIALS						24,800.00	0.00	13,993.00	0.00	10,807.00	56.42
142 E 72220 524 896 00000 000	IN-SERVICE / STAFF DEVELOPMENT						22,000.00	0.00	0.00	0.00	22,000.00	0.00
896							100,000.00	0.00	13,993.00	0.00	86,007.00	13.99

Fnd T Acct	Obj Prj Loc	Prg	Account Level Description	2023-24 Budget	April 2023-24 Monthly Activity	2023-24 FYTD Activity	Encumbered Amount	Unexpended Balance - YTD Act	2023-24 FYTD %
900			IDEA PART- B						
142 E 71200 116 900 00000 000			TEACHERS	141,241.00	10,069.51	80,471.08	0.00	60,769.92	56.97
142 E 71200 163 900 00000 000			EDUCATIONAL ASSISTANTS	1,000,000.00	79,701.67	657,535.05	0.00	342,464.95	65.75
142 E 71200 171 900 00000 000			SPEECH PATHOLOGIST	62,050.00	4,324.50	34,596.00	0.00	27,454.00	55.76
142 E 71200 201 900 00000 000			SOCIAL SECURITY	65,061.00	5,511.93	45,266.08	0.00	19,794.92	69.57
142 E 71200 204 900 00000 000			STATE RETIREMENT	106,000.00	10,295.17	81,059.32	0.00	24,940.68	76.47
142 E 71200 207 900 00000 000			MEDICAL INSURANCE	350,000.00	22,608.20	187,298.80	0.00	162,701.20	53.51
142 E 71200 212 900 00000 000			EMPLOYER MEDICARE	16,718.00	1,289.09	10,586.47	0.00	6,131.53	63.32
142 E 71200 312 900 00000 000			CONTRACTS W PRIVATE AGENCIES	100,000.00	9,509.27	24,468.67	0.00	75,531.33	24.47
142 E 71200 429 900 00000 000			INSTRUCTIONAL SUPPLIES & MAT.	60,000.00	0.00	6,229.36	0.00	53,770.64	10.38
142 E 72220 355 900 00000 000			TRAVEL	40,000.00	0.00	0.00	0.00	40,000.00	0.00
142 E 72220 499 900 00000 000			OTHER SUPPLIES AND MATERIALS	30,000.00	768.97	6,338.80	0.00	23,661.20	21.13
142 E 72220 524 900 00000 000			IN SERVICE / STAFF DEVELOPMENT	67,701.93	821.00	19,586.04	0.00	48,115.89	28.93
142 E 72710 146 900 00020 000			BUS DRIVERS	291,507.00	22,363.53	176,478.52	0.00	115,028.48	60.54
142 E 72710 201 900 00020 000			SOCIAL SECURITY	18,723.00	1,273.69	9,613.61	0.00	9,109.39	51.35
142 E 72710 204 900 00020 000			STATE RETIREMENT	36,329.00	2,531.66	20,598.68	0.00	15,730.32	56.70
142 E 72710 207 900 00020 000			MEDICAL INSURANCE	292,579.00	7,503.20	59,807.20	0.00	232,771.80	20.44
142 E 72710 212 900 00020 000			EMPLOYER MEDICARE	9,379.00	297.87	2,353.57	0.00	7,025.43	25.09
			900	2,687,288.93	178,869.26	1,422,287.25	0.00	1,265,001.68	52.93

Account Level		2023-24	April 2023-24	2023-24	Encumbered	Unexpended	2023-24
Fnd T Acct	Obj Prj Loc Prg Description	Budget	Monthly Activity	FYTD Activity	Amount	Balance - YTD Act	FYTD %
901	ARP IDEA PART B						
142 E 71200 429 901 00000 000	SUPPLIES AND MATERIALS	51,993.80	0.00	21,544.06	0.00	30,449.74	41.44
142 E 71200 725 901 00000 000	SPECIAL EDUCATION PROGRAM	10,000.00	0.00	9,997.76	0.00	2.24	99.98
142 E 72220 312 901 00000 000	CONTRACTS W PRIVATE AGENCIES	0.00	0.00	0.00	0.00	0.00	0.00
142 E 72220 499 901 00000 000	OTHER SUPPLIES AND MATERIALS	0.00	0.00	0.00	0.00	0.00	0.00
142 E 72220 790 901 00000 000	OTHER EQUIPMENT	20,000.00	0.00	14,923.73	0.00	5,076.27	74.62
	901	81,993.80	0.00	46,465.55	0.00	35,528.25	56.67

Fnd T Acct		Obj	Prj	Loc	Prg	Account Level Description	2023-24 Budget	April 2023-24 Monthly Activity	2023-24 FYTD Activity	Encumbered Amount	Unexpended Balance - YTD Act	2023-24 FYTD %
910 IDEA PRESCHOOL												
142	E	71200	163	910	00000	000 EDUCATIONAL ASSISTANTS	57,370.00	2,486.76	22,042.68	0.00	35,327.32	38.42
142	E	71200	201	910	00000	000 SOCIAL SECURITY	3,185.00	143.87	1,284.81	0.00	1,900.19	40.34
142	E	71200	204	910	00000	000 STATE RETIREMENT	7,878.00	299.16	2,651.75	0.00	5,226.25	33.66
142	E	71200	207	910	00000	000 MEDICAL INSURANCE	25,000.00	655.20	5,131.20	0.00	19,868.80	20.52
142	E	71200	212	910	00000	000 EMPLOYER MEDICARE	745.00	33.65	300.48	0.00	444.52	40.33
142	E	71200	499	910	00000	000 OTHER SUPPLIES AND MATERIALS	50,000.00	0.00	900.00	0.00	49,100.00	1.80
142	E	72220	499	910	00000	000 OTHER SUPPLIES AND MATERIALS	20,000.00	0.00	761.20	0.00	19,238.80	3.81
142	E	72220	524	910	00000	000 IN SERVICE / STAFF DEVELOPMENT	14,129.57	1,008.80	1,008.80	0.00	13,120.77	7.14
910							178,307.57	4,627.44	34,080.92	0.00	144,226.65	19.11

Account Level						2023-24	April 2023-24	2023-24	Encumbered	Unexpended	2023-24
Fnd T Acct	Obj Prj Loc	Prg	Description	Budget	Monthly Activity	FYTD Activity	Amount	Balance - YTD Act	FYTD %		
911			ARP IDEA PRESCHOOL								
142 E 72220 499 911 00000 000			OTHER SUPPLIES AND MATERIALS	2,578.33	0.00	557.52	0.00	2,020.81	21.62		
		911		2,578.33	0.00	557.52	0.00	2,020.81	21.62		

Fnd T Acct		Obj	Prj	Loc	Prg	Account Level Description	2023-24 Budget	April 2023-24 Monthly Activity	2023-24 FYTD Activity	Encumbered Amount	Unexpended Balance - YTD Act	2023-24 FYTD %	
912		STATE SPED					PRESCHOOL						
142	E	71200	163	912	00000	000	EDUCATIONAL ASSISTANTS	50,000.00	4,195.80	25,726.99	0.00	24,273.01	51.45
142	E	71200	201	912	00000	000	SOCIAL SECURITY	310.00	256.58	1,575.55	0.00	-1,265.55	508.24
142	E	71200	204	912	00000	000		0.00	504.76	3,094.95	0.00	-3,094.95	0.00
142	E	71200	207	912	00000	000	MEDICAL INSURANCE	24,000.00	0.00	0.00	0.00	24,000.00	0.00
142	E	71200	211	912	00000	000	LOCAL RETIREMENT	8,000.00	0.00	0.00	0.00	8,000.00	0.00
142	E	71200	212	912	00000	000	MEDICARE	73.00	60.01	368.48	0.00	-295.48	504.77
142	E	71200	429	912	00000	000	SUPPLIES & MATERIALS	7,125.80	0.00	0.00	0.00	7,125.80	0.00
							912	89,508.80	5,017.15	30,765.97	0.00	58,742.83	34.37

Account Level						2023-24	April 2023-24	2023-24	Encumbered	Unexpended	2023-24
Fnd T Acct	Obj Prj Loc	Prg	Description	Budget	Monthly Activity	FYTD Activity	Amount	Balance - YTD Act	FYTD %		
930	TN ALL CORPS										
142 E 71100 429 930 00000 000	SUPPLIES & MATERIALS					39,269.52	0.00	42,410.90	0.00	-3,141.38	108.00
142 E 71100 499 930 00000 000	OTHER SUPPLIES AND MATERIALS					9,099.48	0.00	2,838.96	0.00	6,260.52	31.20
142 E 72210 189 930 00000 000	OTHER SALARIES AND WAGES					254,250.00	24,768.75	179,724.95	0.00	74,525.05	70.69
142 E 72210 201 930 00000 000	SOCIAL SECURITY					15,763.00	1,434.24	10,443.29	0.00	5,319.71	66.25
142 E 72210 204 930 00000 000	STATE RETIREMENT					31,782.00	443.45	3,795.32	0.00	27,986.68	11.94
142 E 72210 212 930 00000 000	MEDICARE					3,686.00	359.19	2,605.84	0.00	1,080.16	70.70
						<u>353,850.00</u>	<u>27,005.63</u>	<u>241,819.26</u>	<u>0.00</u>	<u>112,030.74</u>	<u>68.34</u>

Account Level		2023-24	April 2023-24	2023-24	Encumbered	Unexpended	2023-24
Fnd T Acct	Obj Prj Loc Prg Description	Budget	Monthly Activity	FYTD Activity	Amount	Balance - YTD Act	FYTD %
933	MATH IMPLEMENTATION SUPPORT GR						
142 E 72210 399 933 00000 000	OTHER CONTRACTED SERVICE	76,000.00	0.00	15,750.00	0.00	60,250.00	20.72
	933	76,000.00	0.00	15,750.00	0.00	60,250.00	20.72

Fnd T Acct		Obj	Prj	Loc	Prg	Account Level Description	2023-24 Budget	April 2023-24 Monthly Activity	2023-24 FYTD Activity	Encumbered Amount	Unexpended Balance - YTD Act	2023-24 FYTD %	
934		ESSER 2.0											
142	E	71100	116	934	00000	000 Teachers	0.00	0.00	0.00	0.00	0.00	0.00	
142	E	71100	201	934	00000	000 SOCIAL SECURITY	0.00	0.00	0.00	0.00	0.00	0.00	
142	E	71100	204	934	00000	000 STATE RETIREMENT	0.00	0.00	0.00	0.00	0.00	0.00	
142	E	71100	212	934	00000	000 MEDICARE	0.00	0.00	0.00	0.00	0.00	0.00	
142	E	71100	429	934	00000	000 INSTRUCTIONAL SUPPLIES & MATER	58,083.01	0.00	58,083.01	0.00	0.00	100.00	
142	E	71200	116	934	00000	000 TEACHERS	0.00	0.00	0.00	0.00	0.00	0.00	
142	E	71200	163	934	00000	000 EDUCATIONAL ASSISTANTS	0.00	0.00	0.00	0.00	0.00	0.00	
142	E	71200	201	934	00000	000 SOCIAL SECURITY	0.00	0.00	0.00	0.00	0.00	0.00	
142	E	71200	204	934	00000	000 STATE RETIREMENT	0.00	0.00	0.00	0.00	0.00	0.00	
142	E	71200	212	934	00000	000 MEDICARE	0.00	0.00	0.00	0.00	0.00	0.00	
142	E	72210	499	934	00000	000 OTHER SUPPLIES AND MATERIALS	11,680.00	0.00	11,680.00	0.00	0.00	100.00	
142	E	72210	524	934	00000	000 IN-SERVICE / STAFF DEVELOPMENT	0.00	0.00	0.00	0.00	0.00	0.00	
142	E	72250	499	934	00000	000 OTHER SUPPLIES AND MATERIALS	7,570.23	0.00	7,570.23	0.00	0.00	100.00	
142	E	72710	146	934	00000	000 BUS DRIVERS	0.00	0.00	0.00	0.00	0.00	0.00	
142	E	72710	201	934	00000	000 SOCIAL SECURITY	0.00	0.00	0.00	0.00	0.00	0.00	
142	E	72710	204	934	00000	000 STATE RETIREMENT	0.00	0.00	0.00	0.00	0.00	0.00	
142	E	72710	212	934	00000	000 MEDICARE	0.00	0.00	0.00	0.00	0.00	0.00	
							77,333.24	0.00	77,333.24	0.00	0.00	100.00	

Account Level		2023-24	April 2023-24	2023-24	Encumbered	Unexpended	2023-24
Fnd T Acct	Obj Prj Loc Prg Description	Budget	Monthly Activity	FYTD Activity	Amount	Balance - YTD Act	FYTD %
935	LIT. TEACHER TRAINING STIPEND						
142 E 71100 189 935 00000 000	REGULAR INSTRUCTION	0.00	0.00	33,000.00	0.00	-33,000.00	0.00
142 E 71100 201 935 00000 000		0.00	0.00	2,046.00	0.00	-2,046.00	0.00
142 E 71100 204 935 00000 000		0.00	0.00	2,190.70	0.00	-2,190.70	0.00
142 E 71100 212 935 00000 000		0.00	0.00	478.50	0.00	-478.50	0.00
	935	0.00	0.00	37,715.20	0.00	-37,715.20	0.00

Fnd T Acct	Obj Prj Loc	Prg	Account Level Description	2023-24 Budget	April 2023-24 Monthly Activity	2023-24 FYTD Activity	Encumbered Amount	Unexpended Balance - YTD Act	2023-24 FYTD %
937			ESSER 3.0						
142 E 71100 116 937 00000 000			TEACHERS	167,370.00	13,453.89	100,399.62	0.00	66,970.38	59.99
142 E 71100 201 937 00000 000			SOCIAL SECURITY	10,500.00	805.75	6,000.53	0.00	4,499.47	57.15
142 E 71100 204 937 00000 000			STATE RETIREMENT	13,801.00	1,106.32	8,199.75	0.00	5,601.25	59.41
142 E 71100 207 937 00000 000			MEDICAL INSURANCE	29,152.00	1,807.60	14,283.20	0.00	14,868.80	49.00
142 E 71100 212 937 00000 000			MEDICARE	2,500.00	188.44	1,403.35	0.00	1,096.65	56.13
142 E 71100 429 937 00000 000			SUPPLIES & MATERIALS	689,928.40	15,475.70	671,456.37	0.00	18,472.03	97.32
142 E 71100 471 937 00000 000			SOFTWARE	723,704.09	0.00	343,892.00	0.00	379,812.09	47.52
142 E 71100 499 937 00000 000			OTHER SUPPLIES AND MATERIALS	10,000.00	0.00	9,038.00	0.00	962.00	90.38
142 E 71200 116 937 00000 000			TEACHERS	41,581.58	0.00	0.00	0.00	41,581.58	0.00
142 E 71200 163 937 00000 000			EDUCATIONAL ASSISTANTS	24,031.64	0.00	0.00	0.00	24,031.64	0.00
142 E 71200 201 937 00000 000			SOCIAL SECURITY	4,068.02	0.00	0.00	0.00	4,068.02	0.00
142 E 71200 204 937 00000 000			STATE RETIREMENT	6,504.44	0.00	0.00	0.00	6,504.44	0.00
142 E 71200 212 937 00000 000			MEDICARE	407.44	0.00	0.00	0.00	407.44	0.00
142 E 71200 429 937 00000 000			SUPPLIES & MATERIALS	33,000.00	0.00	33,000.00	0.00	0.00	100.00
142 E 72120 399 937 00000 000			OTHER CONTRACTED SERVICE	120,000.00	12,000.00	91,500.00	0.00	28,500.00	76.25
142 E 72120 471 937 00000 000			SOFTWARE	12,145.00	0.00	12,145.00	0.00	0.00	100.00
142 E 72120 499 937 00000 000			OTHER SUPPLIES AND MATERIALS	13,580.58	0.00	0.00	0.00	13,580.58	0.00
142 E 72130 123 937 00000 000			GUIDANCE PERSONNEL	132,000.00	10,945.24	87,561.92	0.00	44,438.08	66.33
142 E 72130 130 937 00000 000			SOCIAL WORKERS	217,000.00	18,016.10	129,391.24	0.00	87,608.76	59.63
142 E 72130 189 937 00000 000			OTHER SALARIES AND WAGES	56,942.72	0.00	56,942.72	0.00	0.00	100.00
142 E 72130 201 937 00000 000			SOCIAL SECURITY	24,530.86	1,721.44	14,966.69	0.00	9,564.17	61.01
142 E 72130 204 937 00000 000			STATE RETIREMENT	31,502.39	2,485.08	19,788.45	0.00	11,713.94	62.82
142 E 72130 207 937 00000 000			MEDICAL INSURANCE	49,856.00	5,608.40	40,776.40	0.00	9,079.60	81.79
142 E 72130 212 937 00000 000			MEDICARE	5,875.09	402.60	3,500.46	0.00	2,374.63	59.58
142 E 72130 399 937 00000 000			OTHER CONTRACTED SERVICE	91,211.89	75.00	89,686.89	0.00	1,525.00	98.33
142 E 72130 499 937 00000 000			OTHER SUPPLIES AND MATERIALS	6,500.00	5,405.11	10,646.11	0.00	-4,146.11	163.79
142 E 72130 599 937 00000 000			OTHER CHARGES	303,539.00	0.00	280,396.45	0.00	23,142.55	92.38
142 E 72210 189 937 00000 000			OTHER SALARIES AND WAGES	268,229.16	22,352.43	178,880.50	0.00	89,348.66	66.69
142 E 72210 201 937 00000 000			SOCIAL SECURITY	16,630.21	1,291.34	10,349.80	0.00	6,280.41	62.23
142 E 72210 204 937 00000 000			STATE RETIREMENT	22,613.78	1,884.51	15,081.52	0.00	7,532.26	66.69
142 E 72210 207 937 00000 000			MEDICAL INSURANCE	62,896.00	8,047.80	56,468.00	0.00	6,428.00	89.78
142 E 72210 212 937 00000 000			MEDICARE	3,889.32	302.00	2,420.54	0.00	1,468.78	62.24
142 E 72210 524 937 00000 000			IN-SERVICE / STAFF DEVELOPMENT	704,471.10	126,767.12	384,651.63	0.00	319,819.47	54.60
142 E 72250 350 937 00000 000			INTERNET CONNECTIVITY FEE	9,999.99	0.00	9,999.99	0.00	0.00	100.00
142 E 72250 499 937 00000 000			OTHER SUPPLIES AND MATERIALS	18,000.00	0.00	17,503.62	0.00	496.38	97.24
142 E 72710 146 937 00000 000			BUS DRIVERS	6,530.70	0.00	6,530.70	0.00	0.00	100.00
142 E 72710 201 937 00000 000			SOCIAL SECURITY	383.23	0.00	383.23	0.00	0.00	100.00
142 E 72710 204 937 00000 000			STATE RETIREMENT	682.94	0.00	682.94	0.00	0.00	100.00

Account Level							2023-24	April 2023-24	2023-24	Encumbered	Unexpended	2023-24
Fnd T Acct	Obj Prj Loc	Prg	Description	Budget	Monthly Activity	FYTD Activity	Amount	Balance - YTD Act	FYTD %			
937			ESSER 3.0									
142 E 72710 212 937 00000 000			MEDICARE	94.69	0.00	94.69	0.00	0.00	100.00			
142 E 99100 504 937 00000 000			INDIRECT COST	300,000.00	0.00	0.00	0.00	300,000.00	0.00			
		937		4,235,653.26	250,141.87	2,708,022.31	0.00	1,527,630.95	63.93			

Account Level		2023-24	April 2023-24	2023-24	Encumbered	Unexpended	2023-24
Fnd T Acct	Obj Prj Loc Prg Description	Budget	Monthly Activity	FYTD Activity	Amount	Balance - YTD Act	FYTD %
938	BEST FOR ALL DISTRICT GRANT						
142 E 71100 722 938 00000 000	REGULAR INSTRUCTION EQUIPMENT	13,728.12	0.00	13,728.12	0.00	0.00	100.00
	938	13,728.12	0.00	13,728.12	0.00	0.00	100.00

Account Level		2023-24	April 2023-24	2023-24	Encumbered	Unexpended	2023-24
Fnd T Acct	Obj Prj Loc Prg Description	Budget	Monthly Activity	FYTD Activity	Amount	Balance - YTD Act	FYTD %
941	RESILIENT SCHOOL COMMUNITIES						
142 E 72130 399 941 00000 000	OTHER CONTRACTED SERVICE	10,998.73	0.00	10,998.73	0.00	0.00	100.00
	941	10,998.73	0.00	10,998.73	0.00	0.00	100.00

Account Level		2023-24	April 2023-24	2023-24	Encumbered	Unexpended	2023-24
Fnd T Acct	Obj Prj Loc Prg Description	Budget	Monthly Activity	FYTD Activity	Amount	Balance - YTD Act	FYTD %
951	HQIM-PARTICIPANT LITERACY NETW						
142 E 71100 429 951 00000 000	SUPPLIES & MATERIALS	29,600.00	0.00	0.00	0.00	29,600.00	0.00
142 E 72210 399 951 00000 000	OTHER CONTRACTED SERVICE	73,000.00	18,200.00	54,600.00	0.00	18,400.00	74.79
142 E 72210 524 951 00000 000	IN-SERVICE / STAFF DEVELOPMENT	20,400.00	0.00	1,190.20	0.00	19,209.80	5.83
	951	123,000.00	18,200.00	55,790.20	0.00	67,209.80	45.36

Number of Accounts: 194

***** End of report *****

Fnd T Acct	Obj Prj Loc	Prg	Account Level Description	Amount
A			Asset	
142 A 11130	000 000 000000	000	CASH IN BANK-PAYROLL	0.00
142 A 11130	000 100 000000	000	CASH IN BANK-PAYROLL	0.00
142 A 11130	000 440 000000	000	CASH IN BANK-PAYROLL	0.00
142 A 11130	---	---	-----	0.00
142 A 11140	000 000 000000	000	CASH WITH TRUSTEE	0.00
142 A 11140	000 000 000000	142	CASH WITH TRUSTEE	0.00
142 A 11140	000 000 99141	141		0.00
142 A 11140	000 000 99142	142		1,500,429.86
142 A 11140	000 010 000000	142	CASH WITH TRUSTEE - CON ADMIN	0.00
142 A 11140	000 010 99141	141		0.00
142 A 11140	000 010 99142	142		3,327.58
142 A 11140	000 100 000000	000	CASH WITH TRUSTEE	0.00
142 A 11140	000 100 000000	142	CASH WITH TRUSTEE - TITLE I	0.00
142 A 11140	000 100 99141	141		128,551.97
142 A 11140	000 100 99142	142		126,392.92CR
142 A 11140	000 101 99142	142		0.00
142 A 11140	000 160 000000	000	TITLE I-D	0.00
142 A 11140	000 160 99141	141		0.00
142 A 11140	000 160 99142	142		2,610.37CR
142 A 11140	000 171 99142	142		0.00
142 A 11140	000 172 99142	142		0.00
142 A 11140	000 200 000000	142	CASH WITH TRUSTEE - TITLE II-A	0.00
142 A 11140	000 200 99141	141		0.00
142 A 11140	000 200 99142	142		9,107.86CR
142 A 11140	000 300 000000	142	CASH WITH TRUSTEE - TITLE III	0.00
142 A 11140	000 440 000000	141	CASH WITH TRUSTEE	0.00
142 A 11140	000 440 99141	141		0.00
142 A 11140	000 440 99142	142		122.71
142 A 11140	000 480 000000	142	CASH WITH TRUSTEE - FTTT DISCR	0.00
142 A 11140	000 580 000000	142	CASH WITH TRUSTEE - FTTT	0.00
142 A 11140	000 700 99142	142		28,387.54CR
142 A 11140	000 720 99142	142		0.00
142 A 11140	000 800 000000	142	CASH WITH TRUSTEE - CARL PERKI	0.00
142 A 11140	000 800 99141	141		20,666.39
142 A 11140	000 800 99142	142		21,914.39CR
142 A 11140	000 801 000000	142	CASH WITH TRUSTEE - CTE RESERV	0.00
142 A 11140	000 801 99142	142		0.00
142 A 11140	000 802 99142	142		0.00
142 A 11140	000 803 99142	142		0.00
142 A 11140	000 891 000000	142	CASH WITH TRUSTEE - STATE DISC	0.00
142 A 11140	000 891 99142	142		0.00
142 A 11140	000 892 000000	142	CASH WITH TRUSTEE - DISC PRESC	0.00
142 A 11140	000 892 99142	142		0.00
142 A 11140	000 893 000000	142	CASH WITH TRUSTEE - IDEA DISC	0.00
142 A 11140	000 893 99142	142		0.00
142 A 11140	000 894 000000	142	CASH WITH TRUSTEE - FS GRAY	0.00
142 A 11140	000 894 99142	142		0.00
142 A 11140	000 895 000000	142	CASH WITH TRUSTEE - FS JM	0.00
142 A 11140	000 895 99142	142		0.00
142 A 11140	000 896 000000	142	CASH WITH TRUSTEE - FS SS	0.00
142 A 11140	000 896 99142	142		13,993.00CR
142 A 11140	000 897 99142	142		0.00
142 A 11140	000 898 99142	142		0.00
142 A 11140	000 899 99141	141		0.00

Fnd T Acct	Obj Prj Loc	Prg	Account Level Description	Amount
A			Asset	
142 A 11140 000 899 99142 142				13,993.00
142 A 11140 000 900 00000 000			CASH WITH TRUSTEE-IDEA PART B	0.00
142 A 11140 000 900 00000 142			CASH WITH TRUSTEE-IDEA PART B	0.00
142 A 11140 000 900 99141 141				0.00
142 A 11140 000 900 99142 142				24,436.73
142 A 11140 000 901 00000 142			EDUCATION HANDICAPPED ACT - I	0.00
142 A 11140 000 901 99142 142				21,113.85CR
142 A 11140 000 902 00000 142			EDUCATION HANDICAPPED ACT - ID	0.00
142 A 11140 000 910 00000 142			CASH WITH TRUSTEE - IDEA PRESC	0.00
142 A 11140 000 910 99141 141				0.00
142 A 11140 000 910 99142 142				140.79CR
142 A 11140 000 911 99142 142				0.00
142 A 11140 000 912 99142 142				4,542.21CR
142 A 11140 000 930 99142 142				31,169.90CR
142 A 11140 000 931 99141 141				0.00
142 A 11140 000 931 99142 142				0.00
142 A 11140 000 932 99142 142				0.00
142 A 11140 000 933 99142 142				0.00
142 A 11140 000 934 99142 142				56,052.68
142 A 11140 000 935 99142 142				11,926.30
142 A 11140 000 936 99142 142				0.00
142 A 11140 000 937 99142 142				297,989.66CR
142 A 11140 000 938 99142 142				274.00CR
142 A 11140 000 939 99142 142				0.00
142 A 11140 000 940 99142 142				4,993.97
142 A 11140 000 941 99142 142				0.00
142 A 11140 000 950 99141 141				0.00
142 A 11140 000 950 99142 142				0.00
142 A 11140 000 951 99142 142				19,390.20CR
142 A 11140 000 952 99142 142				0.00
142 A 11140 --- --- ----- ---				1,187,474.50
142 A 11400 000 900 00000 142			DUE FROM OTHER FUNDS	0.00
142 A 11400 --- --- ----- ---				0.00
142 A 11410 000 000 00000 142				0.00
142 A 11410 --- --- ----- ---				0.00
142 A 11430 000 010 00000 142			DUE FROM OTHER GOVERNMENTS	353.87CR
142 A 11430 000 100 00000 142			DUE FROM OTHER GOVERNMENTS	3,169.47
142 A 11430 000 101 00000 142			DUE FROM OTHER GOVERNMENTS	0.00
142 A 11430 000 160 00000 142			DUE FROM OTHER GOVERNMENTS	0.00
142 A 11430 000 171 00000 142			DUE FROM OTHER GOVERNMENTS	0.00
142 A 11430 000 172 00000 142			ADAPTIVE LEARNING TECH. GRANT	0.00
142 A 11430 000 200 00000 142			DUE FROM OTHER GOVERNMENTS	5,354.18
142 A 11430 000 300 00000 142			DUE FROM OTHER GOVERNMENTS	0.00
142 A 11430 000 440 00000 142			DUE FROM OTHER GOVERNMENTS	283.10CR
142 A 11430 000 580 00000 142			DUE FROM OTHER GOVERNMENTS	0.00
142 A 11430 000 700 00000 142			ARP HOMELESS 2.0	145.00CR
142 A 11430 000 720 00000 142			DUE FROM OTHER GOVERNMENTS	0.00
142 A 11430 000 800 00000 142			DUE FROM OTHER GOVERNMENTS	0.00
142 A 11430 000 801 00000 142			DUE FROM OTHER GOVERNMENTS	0.00
142 A 11430 000 802 00000 142			PERKINS-NEW SKILLS FOR YOUTH	0.00
142 A 11430 000 891 00000 142			DUE FROM OTHER GOVERNMENTS	0.00
142 A 11430 000 892 00000 142			DUE FROM OTHER GOVERNMENTS	0.00

Fnd T Acct	Obj Prj Loc	Prg	Account Level Description	Amount
A			Asset	
142 A 11430 000 893 00000 142			DUE FROM OTHER GOVERNMENTS	0.00
142 A 11430 000 894 00000 142			Focus School Gray	0.00
142 A 11430 000 895 00000 142			Focus School JM	1,878.00
142 A 11430 000 896 00000 000			DUE FROM OTHER GOVERNMENTS	0.00
142 A 11430 000 896 00000 142			Focus Schools SS	0.00
142 A 11430 000 898 00000 142			DUE FROM OTHER GOVERNMENTS	0.00
142 A 11430 000 900 00000 142			DUE FROM OTHER GOVERNMENTS	3,113.67
142 A 11430 000 901 00000 142			DUE FROM OTHER GOVERNMENTS	46,025.00
142 A 11430 000 910 00000 142			DUE FROM OTHER GOVERNMENTS	9,816.95
142 A 11430 000 911 00000 142			DUE FROM OTHER GOVERNMENTS	15,596.98
142 A 11430 000 930 00000 142			DUE FROM OTHER GOVERNMENTS	2,517.48
142 A 11430 000 931 00000 142			DUE FROM OTHER GOVERNMENTS	0.00
142 A 11430 000 933 00000 142			MATH IMPLEMENTATION SUPPORT GR	0.00
142 A 11430 000 934 00000 142			DUE FROM OTHER GOVERNMENTS	366,836.88
142 A 11430 000 935 00000 142			DUE FROM OTHER GOVERNMENTS	22,000.00
142 A 11430 000 937 00000 142			ESSER 3.0	83,895.44
142 A 11430 000 938 00000 142			BEST FOR ALL DISTRICT GRANT	190.79
142 A 11430 000 939 00000 142			DUE FROM OTHER GOVERNMENTS	0.00
142 A 11430 000 940 00000 142			EPIDEMIOOGY & LABORATORY ELC	5,491.81CR
142 A 11430 000 941 00000 142			DUE FROM OTHER GOVERNMENTS	0.00
142 A 11430 000 950 00000 142			CIVICS SEAL GRANT	0.00
142 A 11430 000 951 00000 142			HQIM LITERACY IMPLEMENTATION	36,400.00
142 A 11430 000 952 00000 142			EARLY LITERACY NETWORKS	0.00
142 A 11430 --- --- ----- ---				590,521.06
142 A 11440 000 000 00000 142			DUE FROM OTHER FUNDS	0.00
142 A 11440 000 010 00000 000			DUE FROM OTHER FUNDS-CON ADMIN	0.00
142 A 11440 000 160 00000 000			TITLE I-D	0.00
142 A 11440 000 440 00000 000			DUE FROM OTHER FUNDS	0.00
142 A 11440 000 800 00000 142			DUE FROM OTHER FUNDS-CTE BASIC	0.00
142 A 11440 000 891 00000 142			DUE FROM OTHER FUNDS-STATE DIS	0.00
142 A 11440 000 892 00000 000			DUE FROM OTHER FUNDS-DISC PREK	0.00
142 A 11440 000 895 00000 000			DUE FROM OTHER FUNDS-FS JMS	0.00
142 A 11440 000 896 00000 000			DUE FROM OTHER FUNDS-FS SS	0.00
142 A 11440 000 900 00000 000			DUE FROM OTHER FUNDS-IDEA B	0.00
142 A 11440 000 900 00000 142				0.00
142 A 11440 000 910 00000 000			DUE FROM OTHER FUNDS	0.00
142 A 11440 000 934 00000 142			DUE FROM OTHER FUNDS	0.00
142 A 11440 000 935 00000 000			DUE FROM OTHER FUNDS	0.00
142 A 11440 --- --- ----- ---				0.00
142 A 21100 000 000 00000 142			ACCOUNTS PAYABLE	0.00
142 A 21100 --- --- ----- ---				0.00
142 A 21500 000 000 00000 142			DUE TO OTHER FUNDS	0.00
142 A 21500 --- --- ----- ---				0.00
142 A ----- --- --- ----- ---				1,777,995.56

=====

Fnd T Acct	Obj Prj Loc	Prg	Account Level Description	Amount
L			Liability	
142 L 21100 000 010 00000 000			ACCOUNTS PAYABLE	0.00
142 L 21100 000 100 00000 000			ACCOUNTS PAYABLE	0.00
142 L 21100 000 101 00000 000				0.00
142 L 21100 000 160 00000 000			TITLE I-D	0.00
142 L 21100 000 171 00000 000				0.00
142 L 21100 000 172 00000 000				0.00
142 L 21100 000 200 00000 000			ACCOUNTS PAYABLE	0.00
142 L 21100 000 440 00000 000			ACCOUNTS PAYABLE	0.00
142 L 21100 000 700 00000 000				0.00
142 L 21100 000 720 00000 000				0.00
142 L 21100 000 800 00000 000			ACCOUNTS PAYABLE	0.00
142 L 21100 000 801 00000 000			ACCOUNTS PAYABLE	0.00
142 L 21100 000 802 00000 000				0.00
142 L 21100 000 803 00000 000				0.00
142 L 21100 000 891 00000 000			ACCOUNTS PAYABLE	0.00
142 L 21100 000 892 00000 000			ACCOUNTS PAYABLE	0.00
142 L 21100 000 893 00000 000			ACCOUNTS PAYABLE	0.00
142 L 21100 000 894 00000 000			ACCOUNTS PAYABLE	0.00
142 L 21100 000 895 00000 000			ACCOUNTS PAYABLE	0.00
142 L 21100 000 896 00000 000			ACCOUNTS PAYABLE	0.00
142 L 21100 000 897 00000 000				0.00
142 L 21100 000 898 00000 000				0.00
142 L 21100 000 899 00000 000				0.00
142 L 21100 000 900 00000 000			ACCOUNTS PAYABLE	29,975.03CR
142 L 21100 000 901 00000 000				21,235.24
142 L 21100 000 910 00000 000			ACCOUNTS PAYABLE	491.72
142 L 21100 000 911 00000 000				0.00
142 L 21100 000 912 00000 000				0.00
142 L 21100 000 930 00000 000				0.00
142 L 21100 000 931 00000 000				0.00
142 L 21100 000 932 00000 000				0.00
142 L 21100 000 933 00000 000				0.00
142 L 21100 000 934 00000 000				1,878.91CR
142 L 21100 000 935 00000 000				0.00
142 L 21100 000 936 00000 000				0.00
142 L 21100 000 937 00000 000				45,039.82CR
142 L 21100 000 938 00000 000				0.00
142 L 21100 000 939 00000 000			FISCAL PRE-MONITORING SUPPORTS	0.00
142 L 21100 000 940 00000 000				0.00
142 L 21100 000 941 00000 000				0.00
142 L 21100 000 950 00000 000				0.00
142 L 21100 000 951 00000 000				0.00
142 L 21100 000 952 00000 000				0.00
142 L 21100 --- --- ----- ---				55,166.80CR
142 L 21200 000 100 00000 000			ACCRUED PAYROLL	0.00
142 L 21200 000 931 00000 000			ACCRUED PAYROLL	0.00
142 L 21200 000 934 00000 000			ACCRUED PAYROLL	59,829.31CR
142 L 21200 000 935 00000 000			ACCRUED PAYROLL	33,000.00CR
142 L 21200 --- --- ----- ---				92,829.31CR
142 L 21310 000 000 00000 000				0.00
142 L 21310 000 010 00000 000			INCOME TAX WITHHELD AND UNPAID	0.00
142 L 21310 000 100 00000 000			INCOME TAX WITHHELD AND UNPAID	0.00
142 L 21310 000 160 00000 000			TITLE I-D	0.00

Fnd T Acct	Obj Prj Loc	Prg	Account Level Description	Amount
L			Liability	
142 L 21310 000 200 00000 000			INCOME TAX WITHHELD AND UNPAID	612.16
142 L 21310 000 440 00000 000			INCOME TAX WITHHELD AND UNPAID	0.00
142 L 21310 000 580 00000 000			INCOME TAX WITHHELD AND UNPAID	0.00
142 L 21310 000 720 00000 000				0.00
142 L 21310 000 800 00000 000			INCOME TAX WITHHELD AND UNPAID	0.00
142 L 21310 000 891 00000 000			INCOME TAX WITHHELD AND UNPAID	0.00
142 L 21310 000 892 00000 000			INCOME TAX WITHHELD AND UNPAID	0.00
142 L 21310 000 894 00000 000			INCOME TAX WITHHELD AND UNPAID	0.00
142 L 21310 000 895 00000 000			INCOME TAX WITHHELD AND UNPAID	0.00
142 L 21310 000 896 00000 000			INCOME TAX WITHHELD AND UNPAID	0.00
142 L 21310 000 900 00000 000			INCOME TAX WITHHELD AND UNPAID	0.00
142 L 21310 000 901 00000 000				0.00
142 L 21310 000 910 00000 000			INCOME TAX WITHHELD AND UNPAID	0.00
142 L 21310 000 912 00000 000				0.00
142 L 21310 000 930 00000 000				4,007.38
142 L 21310 000 931 00000 000				0.00
142 L 21310 000 934 00000 000				592.50
142 L 21310 000 935 00000 000				592.50CR
142 L 21310 000 937 00000 000				4,007.38CR
142 L 21310 000 938 00000 000				0.00
142 L 21310 000 940 00000 000				0.00
142 L 21310 000 950 00000 000				0.00
				<hr/>
142 L 21310 --- --- ----- ---				612.16
142 L 21320 000 000 00000 000				0.00
142 L 21320 000 010 00000 000			SOCIAL SECURITY TAX	0.00
142 L 21320 000 100 00000 000			SOCIAL SECURITY TAX	0.00
142 L 21320 000 160 00000 000			TITLE I-D	0.00
142 L 21320 000 200 00000 000			SOCIAL SECURITY TAX	612.17CR
142 L 21320 000 440 00000 000			SOCIAL SECURITY TAX	0.00
142 L 21320 000 580 00000 000			SOCIAL SECURITY TAX	0.00
142 L 21320 000 720 00000 000				0.00
142 L 21320 000 800 00000 000			SOCIAL SECURITY TAX	0.00
142 L 21320 000 891 00000 000			SOCIAL SECURITY TAX	0.00
142 L 21320 000 894 00000 000			SOCIAL SECURITY TAX	0.00
142 L 21320 000 895 00000 000			SOCIAL SECURITY TAX	0.00
142 L 21320 000 896 00000 000			SOCIAL SECURITY TAX	0.00
142 L 21320 000 900 00000 000			SOCIAL SECURITY TAX	0.00
142 L 21320 000 901 00000 000				0.00
142 L 21320 000 910 00000 000			SOCIAL SECURITY TAX	0.00
142 L 21320 000 912 00000 000				0.00
142 L 21320 000 930 00000 000				0.00
142 L 21320 000 931 00000 000				0.00
142 L 21320 000 934 00000 000				4,092.00
142 L 21320 000 935 00000 000				4,092.00CR
142 L 21320 000 937 00000 000				0.00
142 L 21320 000 938 00000 000				0.00
142 L 21320 000 940 00000 000				0.00
142 L 21320 000 950 00000 000				0.00
				<hr/>
142 L 21320 --- --- ----- ---				612.17CR
142 L 21325 000 000 00000 000				0.00
142 L 21325 000 010 00000 000			EMPLOYEE MEDICARE DEDUCTION	0.00
142 L 21325 000 100 00000 000			EMPLOYEE MEDICARE DEDUCTION	0.00
142 L 21325 000 160 00000 000			TITLE I-D	0.00

Fnd T Acct	Obj Prj Loc	Prg	Account Level Description	Amount
L			Liability	
142 L 21325 000 200 00000 000			EMPLOYEE MEDICARE DEDUCTION	0.00
142 L 21325 000 440 00000 000			EMPLOYEE MEDICARE DEDUCTION	0.00
142 L 21325 000 580 00000 000			EMPLOYEE MEDICARE DEDUCTION	0.00
142 L 21325 000 720 00000 000				0.00
142 L 21325 000 800 00000 000			EMPLOYEE MEDICARE DEDUCTION	0.00
142 L 21325 000 891 00000 000			EMPLOYEE MEDICARE DEDUCTION	0.00
142 L 21325 000 892 00000 000			EMPLOYEE MEDICARE DEDUCTION	0.00
142 L 21325 000 894 00000 000			EMPLOYEE MEDICARE DEDUCTION	0.00
142 L 21325 000 895 00000 000			EMPLOYEE MEDICARE DEDUCTION	0.00
142 L 21325 000 896 00000 000			EMPLOYEE MEDICARE DEDUCTION	0.00
142 L 21325 000 900 00000 000			EMPLOYEE MEDICARE DEDUCTION	0.00
142 L 21325 000 901 00000 000				0.00
142 L 21325 000 910 00000 000			EMPLOYEE MEDICARE DEDUCTION	0.00
142 L 21325 000 912 00000 000				0.00
142 L 21325 000 930 00000 000				0.00
142 L 21325 000 931 00000 000				0.00
142 L 21325 000 934 00000 000				957.00
142 L 21325 000 935 00000 000				957.00CR
142 L 21325 000 937 00000 000				0.00
142 L 21325 000 938 00000 000				0.00
142 L 21325 000 940 00000 000				0.00
142 L 21325 000 950 00000 000				0.00
142 L 21325 --- --- ----- ---				0.00
142 L 21330 000 000 00000 000				28.10
142 L 21330 000 010 00000 000			RETIREMENT CONTRIBUTIONS	250.90CR
142 L 21330 000 100 00000 000			RETIREMENT CONTRIBUTIONS	0.00
142 L 21330 000 160 00000 000			RETIREMENT CONTRIBUTIONS	0.00
142 L 21330 000 200 00000 000			RETIREMENT CONTRIBUTIONS	0.00
142 L 21330 000 440 00000 000			RETIREMENT CONTRIBUTIONS	0.00
142 L 21330 000 580 00000 000			RETIREMENT CONTRIBUTIONS	0.00
142 L 21330 000 720 00000 000				0.00
142 L 21330 000 800 00000 000			RETIREMENT CONTRIBUTIONS	0.00
142 L 21330 000 891 00000 000			RETIREMENT CONTRIBUTIONS	0.00
142 L 21330 000 892 00000 000				0.00
142 L 21330 000 894 00000 000				0.00
142 L 21330 000 895 00000 000			RETIREMENT CONTRIBUTIONS	0.00
142 L 21330 000 896 00000 000				0.00
142 L 21330 000 900 00000 000			RETIREMENT CONTRIBUTIONS	0.00
142 L 21330 000 901 00000 000				0.00
142 L 21330 000 910 00000 000			RETIREMENT CONTRIBUTIONS	0.00
142 L 21330 000 912 00000 000				0.00
142 L 21330 000 930 00000 000				0.00
142 L 21330 000 931 00000 000				0.00
142 L 21330 000 934 00000 000				0.00
142 L 21330 000 935 00000 000				0.00
142 L 21330 000 937 00000 000				0.00
142 L 21330 000 938 00000 000				0.00
142 L 21330 000 940 00000 000				0.00
142 L 21330 000 950 00000 000				0.00
142 L 21330 --- --- ----- ---				222.80CR
142 L 21339 000 000 00000 000				0.00
142 L 21339 000 010 00000 000			STATE DENTAL PLAN	27.95CR
142 L 21339 000 100 00000 000			STATE DENTAL PLAN	1,760.76CR

Fnd T Acct	Obj Prj Loc	Prg	Account Level Description	Amount
L			Liability	
142 L 21339 000 160 00000 000			STATE DENTAL PLAN	0.00
142 L 21339 000 200 00000 000			STATE DENTAL PLAN	92.00CR
142 L 21339 000 440 00000 000			STATE DENTAL PLAN	55.96CR
142 L 21339 000 580 00000 000			STATE DENTAL PLAN	0.00
142 L 21339 000 800 00000 000			STATE DENTAL PLAN	0.00
142 L 21339 000 891 00000 000			STATE DENTAL PLAN	0.00
142 L 21339 000 892 00000 000			STATE DENTAL PLAN	0.00
142 L 21339 000 900 00000 000			STATE DENTAL PLAN	1,268.32CR
142 L 21339 000 901 00000 000				0.00
142 L 21339 000 910 00000 000				0.00
142 L 21339 000 934 00000 000				0.00
142 L 21339 000 937 00000 000				500.66CR
				<hr/>
142 L 21339 --- --- ----- ---				3,705.65CR
142 L 21340 000 000 00000 000				0.00
142 L 21340 000 010 00000 000			INSURANCE CONTRIBUTIONS	0.00
142 L 21340 000 100 00000 000			INSURANCE CONTRIBUTIONS	250.00
142 L 21340 000 160 00000 000			INSURANCE CONTRIBUTIONS	0.00
142 L 21340 000 200 00000 000			INSURANCE CONTRIBUTIONS	0.00
142 L 21340 000 440 00000 000			INSURANCE CONTRIBUTIONS	0.00
142 L 21340 000 580 00000 000			INSURANCE CONTRIBUTIONS	0.00
142 L 21340 000 800 00000 000			INSURANCE CONTRIBUTIONS	0.00
142 L 21340 000 891 00000 000			INSURANCE CONTRIBUTIONS	0.00
142 L 21340 000 892 00000 000			MEDICAL INSURANCE PAYABLE	0.00
142 L 21340 000 900 00000 000			INSURANCE CONTRIBUTIONS	1,150.00
142 L 21340 000 910 00000 000			INSURANCE CONTRIBUTIONS	0.00
142 L 21340 000 937 00000 000				600.00
				<hr/>
142 L 21340 --- --- ----- ---				2,000.00
142 L 21342 000 010 00000 000				50.00CR
142 L 21342 000 100 00000 000			HARTFORD ROTH	0.00
142 L 21342 000 160 00000 000			HARTFORD ROTH	0.00
142 L 21342 000 200 00000 000			HARTFORD ROTH	0.00
142 L 21342 000 440 00000 000			HARTFORD ROTH	0.00
142 L 21342 000 900 00000 000			HARTFORD ROTH	20.00CR
142 L 21342 000 910 00000 000				0.00
				<hr/>
142 L 21342 --- --- ----- ---				70.00CR
142 L 21343 000 000 00000 000				0.00
142 L 21343 000 010 00000 000			AMERICAN FAMILY LIFE	102.45CR
142 L 21343 000 100 00000 000			AMERICAN FAMILY LIFE	1,549.51CR
142 L 21343 000 160 00000 000			AMERICAN FAMILY LIFE	0.00
142 L 21343 000 200 00000 000			AMERICAN FAMILY LIFE	0.00
142 L 21343 000 440 00000 000			AMERICAN FAMILY LIFE	66.75CR
142 L 21343 000 800 00000 000			AMERICAN FAMILY LIFE	0.00
142 L 21343 000 900 00000 000			AMERICAN FAMILY LIFE	2,540.09CR
142 L 21343 000 901 00000 000				0.00
142 L 21343 000 910 00000 000			AMERICAN FAMILY LIFE	229.54CR
142 L 21343 000 912 00000 000				82.77CR
142 L 21343 000 930 00000 000				0.00
142 L 21343 000 934 00000 000				0.00
142 L 21343 000 937 00000 000				993.22CR
142 L 21343 000 940 00000 000				0.00
				<hr/>
142 L 21343 --- --- ----- ---				5,564.33CR

Fnd T Acct	Obj Prj Loc	Prg	Account Level Description	Amount
L			Liability	
142 L 21344	000 100 00000	000	HORACE MANN LIFE INS	0.00
142 L 21344	000 160 00000	000	TITLE I-D	0.00
142 L 21344	000 900 00000	000	HORACE MANN LIFE INS	0.00
142 L 21344	---	---	-----	0.00
142 L 21346	000 000 00000	000		0.00
142 L 21346	000 010 00000	000	WASHINGTON NATIONAL INS	0.00
142 L 21346	000 160 00000	000	TITLE I-D	0.00
142 L 21346	000 900 00000	000	WASHINGTON NATIONAL INS	0.00
142 L 21346	000 910 00000	000	WASHINGTON NATIONAL INS	0.00
142 L 21346	---	---	-----	0.00
142 L 21347	000 000 00000	000		0.00
142 L 21347	000 100 00000	000	LIBERTY NATIONAL	0.00
142 L 21347	000 440 00000	000	LIBERTY NATIONAL	0.00
142 L 21347	000 800 00000	000	DEARBORN NATIONAL LIFE INSURAN	0.00
142 L 21347	000 900 00000	000	LIBERTY NATIONAL	0.00
142 L 21347	000 910 00000	000	LIBERTY NATIONAL	0.00
142 L 21347	---	---	-----	0.00
142 L 21348	000 000 00000	000		0.00
142 L 21348	000 010 00000	000	MEDICAL INSURANCE	0.00
142 L 21348	000 100 00000	000	MEDICAL INSURANCE	100.00
142 L 21348	000 160 00000	000	MEDICAL INSURANCE	0.00
142 L 21348	000 200 00000	000	EMPLOYEE INSURANCE DEDUCTIONS	0.00
142 L 21348	000 440 00000	000	MEDICAL INSURANCE	0.00
142 L 21348	000 580 00000	000	MEDICAL INSURANCE	0.00
142 L 21348	000 800 00000	000	MEDICAL INSURANCE	0.00
142 L 21348	000 891 00000	000	EMPLOYEE INSURANCE DEDUCTIONS	0.00
142 L 21348	000 900 00000	000	MEDICAL INSURANCE	433.33
142 L 21348	000 910 00000	000	MEDICAL INSURANCE	0.00
142 L 21348	000 937 00000	000		580.00
142 L 21348	---	---	-----	1,113.33
142 L 21349	000 010 00000	000		0.00
142 L 21349	000 100 00000	000	UNITED WAY	0.00
142 L 21349	000 200 00000	000		0.00
142 L 21349	000 440 00000	000		0.00
142 L 21349	000 900 00000	000	UNITED WAY	0.00
142 L 21349	000 912 00000	000		0.00
142 L 21349	000 937 00000	000		0.00
142 L 21349	---	---	-----	0.00
142 L 21351	000 010 00000	000	HORACE MANN ANNUITY	0.00
142 L 21351	000 100 00000	000	HORACE MANN ANNUITY	0.00
142 L 21351	000 160 00000	000	HORACE MANN ANNUITY	0.00
142 L 21351	000 200 00000	000	HORACE MANN ANNUITY	0.00
142 L 21351	000 440 00000	000	HORACE MANN ANNUITY	0.00
142 L 21351	000 580 00000	000	HORACE MANN ANNUITY	0.00
142 L 21351	---	---	-----	0.00
142 L 21353	000 000 00000	000		0.00
142 L 21353	000 010 00000	000	DAVIS VISION	0.00
142 L 21353	000 100 00000	000	DAVIS VISION	0.00
142 L 21353	000 160 00000	000	DAVIS VISION	0.00

Fnd T Acct	Obj Prj Loc	Prg	Account Level Description	Amount
L			Liability	
142 L 21353	000 200 00000	000	DAVIS VISION	0.00
142 L 21353	000 440 00000	000	DAVIS VISION	0.00
142 L 21353	000 580 00000	000	DAVIS VISION	0.00
142 L 21353	000 800 00000	000	DAVIS VISION	0.00
142 L 21353	000 900 00000	000	DAVIS VISION	0.00
142 L 21353	000 937 00000	000		0.00
				<hr/>
142 L 21353	---	---	-----	0.00
142 L 21354	000 000 00000	000	ONE AMERICA	0.00
142 L 21354	000 100 00000	000	ONE AMERICA	0.00
142 L 21354	000 160 00000	000	ONE AMERICA	0.00
142 L 21354	000 200 00000	000	ONE AMERICA	0.00
142 L 21354	000 440 00000	000	ONE AMERICA	0.00
142 L 21354	000 580 00000	000	ONE AMERICA	0.00
142 L 21354	000 800 00000	000	ONE AMERICA	0.00
142 L 21354	000 891 00000	000	ONE AMERICA	0.00
142 L 21354	000 900 00000	000	ONE AMERICA	0.00
142 L 21354	000 901 00000	000	ARP IDEA PART B	0.00
142 L 21354	000 910 00000	000	ONE AMERICA	0.00
142 L 21354	000 937 00000	000		0.00
				<hr/>
142 L 21354	---	---	-----	0.00
142 L 21356	000 100 00000	000	TRUSTMARK	44.00CR
142 L 21356	000 160 00000	000	TRUSTMARK	0.00
142 L 21356	000 200 00000	000	TRUSTMARK	0.00
142 L 21356	000 900 00000	000	TRUSTMARK	100.12CR
				<hr/>
142 L 21356	---	---	-----	144.12CR
142 L 21357	000 100 00000	000	MODERN WOODMEN INS PAYABL	0.00
				<hr/>
142 L 21357	---	---	-----	0.00
142 L 21358	000 100 00000	000		0.00
142 L 21358	000 934 00000	000		0.00
142 L 21358	000 935 00000	000		0.00
142 L 21358	000 937 00000	000		0.00
				<hr/>
142 L 21358	---	---	-----	0.00
142 L 21359	000 000 00000	000	HYBRID PRETAXED CONTRIBUTION	0.00
142 L 21359	000 010 00000	000		0.00
142 L 21359	000 100 00000	000	HYBRID PRETAXED CONTRIBUTION	0.00
142 L 21359	000 200 00000	000	HYBRID PRETAXED CONTRIBUTION	0.00
142 L 21359	000 440 00000	000	HYBRID PRETAXED CONTRIBUTION	0.00
142 L 21359	000 720 00000	000		0.00
142 L 21359	000 891 00000	000	HYBRID PRETAXED CONTRIBUTION	0.00
142 L 21359	000 900 00000	000	HYBRID PRETAXED CONTRIBUTION	0.00
142 L 21359	000 901 00000	000		0.00
142 L 21359	000 930 00000	000		0.00
142 L 21359	000 931 00000	000		0.00
142 L 21359	000 934 00000	000		0.00
142 L 21359	000 935 00000	000		0.00
142 L 21359	000 937 00000	000		0.00
142 L 21359	000 938 00000	000		0.00
142 L 21359	000 940 00000	000		0.00
				<hr/>
142 L 21359	---	---	-----	0.00

Fnd T Acct	Obj Prj Loc	Prg	Account Level Description	Amount
L			Liability	
142 L 21360 000 100 00000 000			GARNISHMENTS AND LEVIES	0.00
142 L 21360 000 900 00000 000			GARNISHMENTS AND LEVIES	542.54CR
142 L 21360 000 934 00000 000				0.00
142 L 21360 000 935 00000 000				0.00
				<hr/>
142 L 21360 --- --- ----- ---				542.54CR
142 L 21362 000 000 00000 000				0.00
142 L 21362 000 100 00000 000			USABLE LIFE INS	0.00
142 L 21362 000 200 00000 000			USABLE LIFE INS	0.00
142 L 21362 000 580 00000 000			USABLE LIFE INS	0.00
142 L 21362 000 800 00000 000			USABLE Life	0.00
142 L 21362 000 900 00000 000			USABLE LIFE INS	0.00
142 L 21362 000 910 00000 000			USABLE LIFE INS	0.00
142 L 21362 201 000 00000 000				0.00
142 L 21362 201 100 00000 000			SOCIAL SECURITY	0.00
142 L 21362 201 200 00000 000			SOCIAL SECURITY	0.00
142 L 21362 201 900 00000 000			SOCIAL SECURITY	0.00
142 L 21362 201 910 00000 000			SOCIAL SECURITY	0.00
142 L 21362 204 000 00000 000				0.00
142 L 21362 204 100 00000 000			STATE RETIREMENT	0.00
142 L 21362 204 200 00000 000			STATE RETIREMENT	0.00
142 L 21362 204 900 00000 000			STATE RETIREMENT	0.00
142 L 21362 204 910 00000 000			STATE RETIREMENT	0.00
142 L 21362 207 000 00000 000				0.00
142 L 21362 207 100 00000 000			MEDICAL INSURANCE	0.00
142 L 21362 207 160 00000 000			MEDICAL INSURANCE	0.00
142 L 21362 207 200 00000 000			MEDICAL INSURANCE	0.00
142 L 21362 207 900 00000 000			MEDICAL INSURANCE	0.00
142 L 21362 207 910 00000 000			MEDICAL INSURANCE	0.00
142 L 21362 212 000 00000 000				0.00
142 L 21362 212 100 00000 000			MEDICARE	0.00
142 L 21362 212 200 00000 000			MEDICARE	0.00
142 L 21362 212 900 00000 000			MEDICARE	0.00
142 L 21362 212 910 00000 000			MEDICARE	0.00
				<hr/>
142 L 21362 --- --- ----- ---				0.00
142 L 21365 000 010 00000 000				0.00
142 L 21365 000 100 00000 000			WAGWORKS	44.00
142 L 21365 000 200 00000 000			WAGWORKS	0.00
142 L 21365 000 580 00000 000			WAGWORKS	0.00
142 L 21365 000 900 00000 000			WAGWORKS	100.12
142 L 21365 000 912 00000 000				0.00
				<hr/>
142 L 21365 --- --- ----- ---				144.12
142 L 21366 000 100 00000 000				0.00
142 L 21366 000 200 00000 000				0.00
142 L 21366 000 900 00000 000			LSW/VALUE TEACH	0.00
142 L 21366 000 937 00000 000				0.00
				<hr/>
142 L 21366 --- --- ----- ---				0.00
142 L 21370 000 010 00000 000			AIG RETIREMENT (VALIC)	0.00
142 L 21370 000 100 00000 000			AIG RETIREMENT (VALIC)	0.00
142 L 21370 000 200 00000 000			AIG RETIREMENT (VALIC)	0.00
142 L 21370 000 440 00000 000			AIG RETIREMENT (VALIC)	0.00

Fnd T Acct	Obj Prj Loc	Prg	Account Level Description	Amount
L			Liability	
142 L 21370	---	---	-----	0.00
142 L 21380	000 010	00000	000 CREDIT UNION DEDUCTION	0.00
142 L 21380	000 100	00000	000 CREDIT UNION DEDUCTION	0.00
142 L 21380	000 580	00000	000 CREDIT UNION DEDUCTION	0.00
142 L 21380	---	---	-----	0.00
142 L 21390	000 010	00000	000 NEA TEA WCEA DUES	0.00
142 L 21390	000 100	00000	000 NEA TEA WCEA DUES	0.00
142 L 21390	000 200	00000	000 NEA TEA WCEA DUES	0.00
142 L 21390	000 580	00000	000 NEA TEA WCEA DUES	0.00
142 L 21390	000 900	00000	000 NEA TEA WCEA DUES	0.00
142 L 21390	---	---	-----	0.00
142 L 21392	000 900	00000	000	0.00
142 L 21392	---	---	-----	0.00
142 L 21500	000 000	00000	000	164.35CR
142 L 21500	000 010	00000	000 DUE TO OTHER FUNDS	5,038.48CR
142 L 21500	000 100	00000	000 DUE TO OTHER FUNDS	0.00
142 L 21500	000 160	00000	000 DUE TO OTHER FUNDS	0.00
142 L 21500	000 200	00000	000 DUE TO OTHER FUNDS	0.00
142 L 21500	000 300	00000	000 DUE TO OTHER FUNDS	0.00
142 L 21500	000 440	00000	000 DUE TO OTHER FUNDS	0.00
142 L 21500	000 720	00000	000 DUE TO OTHER FUNDS	0.00
142 L 21500	000 800	00000	000 DUE TO OTHER FUNDS	0.00
142 L 21500	000 891	00000	000 DUE TO OTHER FUNDS	0.00
142 L 21500	000 892	00000	000 DUE TO OTHER FUNDS	0.00
142 L 21500	000 894	00000	000 DUE TO OTHER FUNDS	0.00
142 L 21500	000 896	00000	000 Due To Other Funds	0.00
142 L 21500	000 900	00000	000 DUE TO OTHER FUNDS	0.00
142 L 21500	000 910	00000	000 DUE TO OTHER FUNDS	0.00
142 L 21500	000 935	00000	000 DUE TO OTHER FUNDS	0.00
142 L 21500	000 938	00000	000 BEST FOR ALL DISTRICT GRANT	274.00
142 L 21500	000 940	00000	000 Due To Other Funds	497.84
142 L 21500	---	---	-----	4,430.99CR
142 L 21530	000 000	00000	000 DUE TO STATE OF TENNESSEE	0.00
142 L 21530	000 010	00000	000 DUE TO STATE OF TENNESSEE	0.00
142 L 21530	000 200	00000	000 DUE TO STATE OF TENNESSEE	0.00
142 L 21530	000 800	00000	000 DUE TO STATE OF TN	0.00
142 L 21530	000 892	00000	000 Due to State of Tennessee	0.00
142 L 21530	000 900	00000	000 DUE TO STATE OF TENNESSEE	0.00
142 L 21530	---	---	-----	0.00
142 L 21535	000 100	00000	000 DAVIS VISION	0.00
142 L 21535	---	---	-----	0.00
142 L 21900	000 000	00000	000	0.00
142 L 21900	000 010	00000	000 OTHER CURRENT LIABILITIES	0.00
142 L 21900	000 100	00000	000 OTHER CURRENT LIABILITIES	0.00
142 L 21900	000 160	00000	000 OTHER CURRENT LIABILITIES	0.00
142 L 21900	000 200	00000	000 OTHER CURRENT LIABILITIES	0.00
142 L 21900	000 440	00000	000 OTHER CURRENT LIABIILITIES	0.00
142 L 21900	000 720	00000	000	0.00
142 L 21900	000 800	00000	000 OTHER CURRENT LIABILITIES	0.00

Fnd T Acct	Obj Prj Loc	Prg	Account Level Description	Amount
L Liability				
142 L	21900 000 891 00000 000		OTHER CURRENT LIABILITIES	0.00
142 L	21900 000 894 00000 000		OTHER CURRENT LIABILITIES	0.00
142 L	21900 000 895 00000 000		OTHER CURRENT LIABILITIES	0.00
142 L	21900 000 896 00000 000		OTHER CURRENT LIABILITIES	0.00
142 L	21900 000 900 00000 000		OTHER CURRENT LIABILITIES	0.00
142 L	21900 000 901 00000 000			0.00
142 L	21900 000 910 00000 000		OTHER CURRENT LIABILITIES	0.00
142 L	21900 000 912 00000 000			0.00
142 L	21900 000 930 00000 000			0.00
142 L	21900 000 931 00000 000			0.00
142 L	21900 000 934 00000 000			0.00
142 L	21900 000 935 00000 000			0.00
142 L	21900 000 937 00000 000			0.00
142 L	21900 000 938 00000 000			0.00
142 L	21900 000 940 00000 000			0.00
142 L	21900 000 950 00000 000			0.00
142 L 21900 --- --- ----- ---				0.00
142 L ----- --- --- ----- ---				159,419.10CR
Q Equity				
142 Q	34100 000 800 00000 000		PO PAYABLE	0.00
142 Q 34100 --- --- ----- ---				0.00
142 Q	34110 000 000 00000 000		PURCHASE ORDER PAYABLE	0.00
142 Q	34110 000 100 00000 000		PURCHASE ORDER PAYABLE	0.00
142 Q	34110 000 160 00000 000		PURCHASE ORDER PAYABLE	0.00
142 Q	34110 000 200 00000 000		PURCHASE ORDER PAYABLE	0.00
142 Q	34110 000 440 00000 000		PURCHASE ORDER PAYABLE	0.00
142 Q	34110 000 800 00000 000		PURCHASE ORDER PAYABLE	0.00
142 Q	34110 000 891 00000 000		PURCHASE ORDER PAYABLE	0.00
142 Q	34110 000 892 00000 000		PURCHASE ORDER PAYABLE	0.00
142 Q	34110 000 893 00000 000		PURCHASE ORDER PAYABLE	0.00
142 Q 34110 --- --- ----- ---				0.00
142 Q	34111 000 000 00000 000			0.00
142 Q 34111 --- --- ----- ---				0.00
142 Q	34120 000 000 00000 000			0.00
142 Q 34120 --- --- ----- ---				0.00
142 Q	39000 000 000 00000 000			1,500,279.57CR
142 Q	39000 000 010 00000 000		REV EXP SUMMARY FLOW THROUGH	2,496.07
142 Q	39000 000 100 00000 000		REV EXP SUMMARY FLOW THROUGH	2,368.25CR
142 Q	39000 000 101 00000 000			0.00
142 Q	39000 000 160 00000 000		REV EXP SUMMARY FLOW THROUGH	2,610.37
142 Q	39000 000 171 00000 000			0.00
142 Q	39000 000 172 00000 000			0.00
142 Q	39000 000 200 00000 000		REV EXP SUMMARY FLOW THROUGH	3,845.69
142 Q	39000 000 440 00000 000		REV EXP SUMMARY FLOW THROUGH	283.10
142 Q	39000 000 700 00000 000			28,532.54

Fnd T Acct	Obj Prj Loc	Prg	Account Level Description	Amount
Q			Equity	
142 Q	39000 000 720	00000 000		0.00
142 Q	39000 000 800	00000 000	REV EXP SUMMARY FLOW THROUGH	1,248.00
142 Q	39000 000 801	00000 000	REV EXP SUMMARY FLOW THROUGH	0.00
142 Q	39000 000 802	00000 000		0.00
142 Q	39000 000 803	00000 000		0.00
142 Q	39000 000 891	00000 000	REV EXP SUMMARY FLOW THROUGH	0.00
142 Q	39000 000 892	00000 000	REV EXP SUMMARY FLOW THROUGH	0.00
142 Q	39000 000 893	00000 000	REV EXP SUMMARY FLOW THROUGH	0.00
142 Q	39000 000 894	00000 000	REV EXP SUMMARY FLOW THROUGH	0.00
142 Q	39000 000 895	00000 000	REV EXP SUMMARY FLOW THROUGH	1,878.00CR
142 Q	39000 000 896	00000 000	REV EXP SUMMARY FLOW THROUGH	13,993.00
142 Q	39000 000 897	00000 000		0.00
142 Q	39000 000 898	00000 000		0.00
142 Q	39000 000 899	00000 000		13,993.00CR
142 Q	39000 000 900	00000 000	REV EXP SUMMARY FLOW THROUGH	5,212.25
142 Q	39000 000 901	00000 000		46,267.78CR
142 Q	39000 000 910	00000 000	REV EXP SUMMARY FLOW THROUGH	9,816.95CR
142 Q	39000 000 911	00000 000		15,596.98CR
142 Q	39000 000 912	00000 000		4,624.98
142 Q	39000 000 930	00000 000		24,645.04
142 Q	39000 000 931	00000 000		0.00
142 Q	39000 000 932	00000 000		0.00
142 Q	39000 000 933	00000 000		0.00
142 Q	39000 000 934	00000 000		366,836.88CR
142 Q	39000 000 935	00000 000		4,715.20
142 Q	39000 000 936	00000 000		0.00
142 Q	39000 000 937	00000 000		263,455.30
142 Q	39000 000 938	00000 000		190.79CR
142 Q	39000 000 939	00000 000		0.00
142 Q	39000 000 940	00000 000		0.00
142 Q	39000 000 941	00000 000		0.00
142 Q	39000 000 950	00000 000		0.00
142 Q	39000 000 951	00000 000		17,009.80CR
142 Q	39000 000 952	00000 000		0.00
142 Q	39000 --- --- ---			1,618,576.46CR
142 Q	----- --- --- ---			1,618,576.46CR

Grand Asset Totals	1,777,995.56
Grand Liability Totals	159,419.10CR
Grand Equity Totals	1,618,576.46CR
Grand Totals	0.00

Number of Accounts: 587

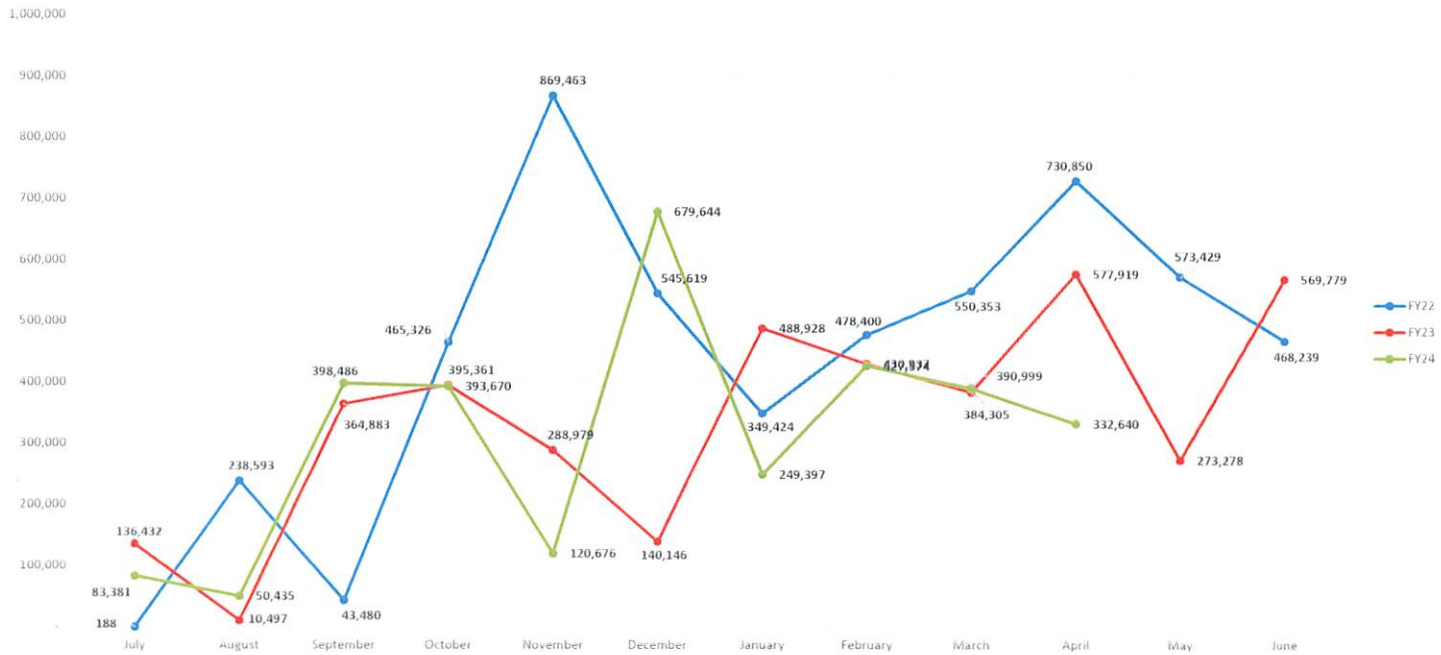
***** End of report *****

Revenue Comparison

	July	August	September	October	November	December	January	February	March	April	May	June	Totals-April
FY21	180,856	132,392	4,635	279,041	290,918	265,988	316,656	273,936	253,342	383,828	476,272	261,460	2,381,592
FY22	188	238,593	43,480	465,326	869,463	545,619	349,424	478,400	550,353	730,850	573,429	468,239	4,271,696
FY23	136,432	10,497	364,883	395,361	288,979	140,146	488,928	430,937	384,305	577,919	273,278	569,779	3,218,388
FY24	83,381	50,435	398,486	393,670	120,676	679,644	249,397	427,574	390,999	332,640			3,126,903
Net Change I	(53,051)	39,938	33,603	(1,691)	(168,304)	539,499	(239,531)	(3,363)	6,694	(245,279)			(91,485)

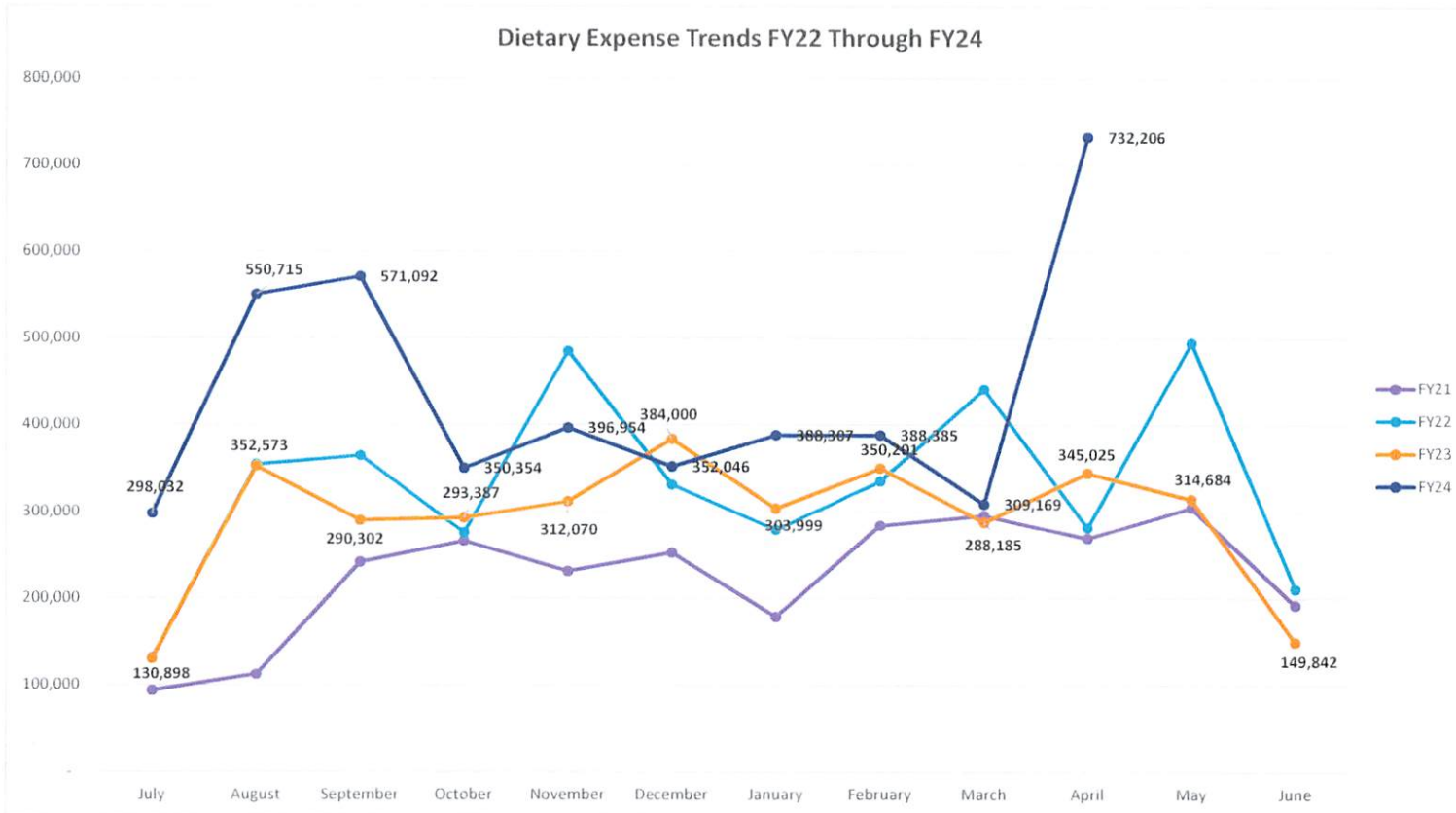
PY % Change -3%

Dietary Revenue Trends FY22 Through FY24



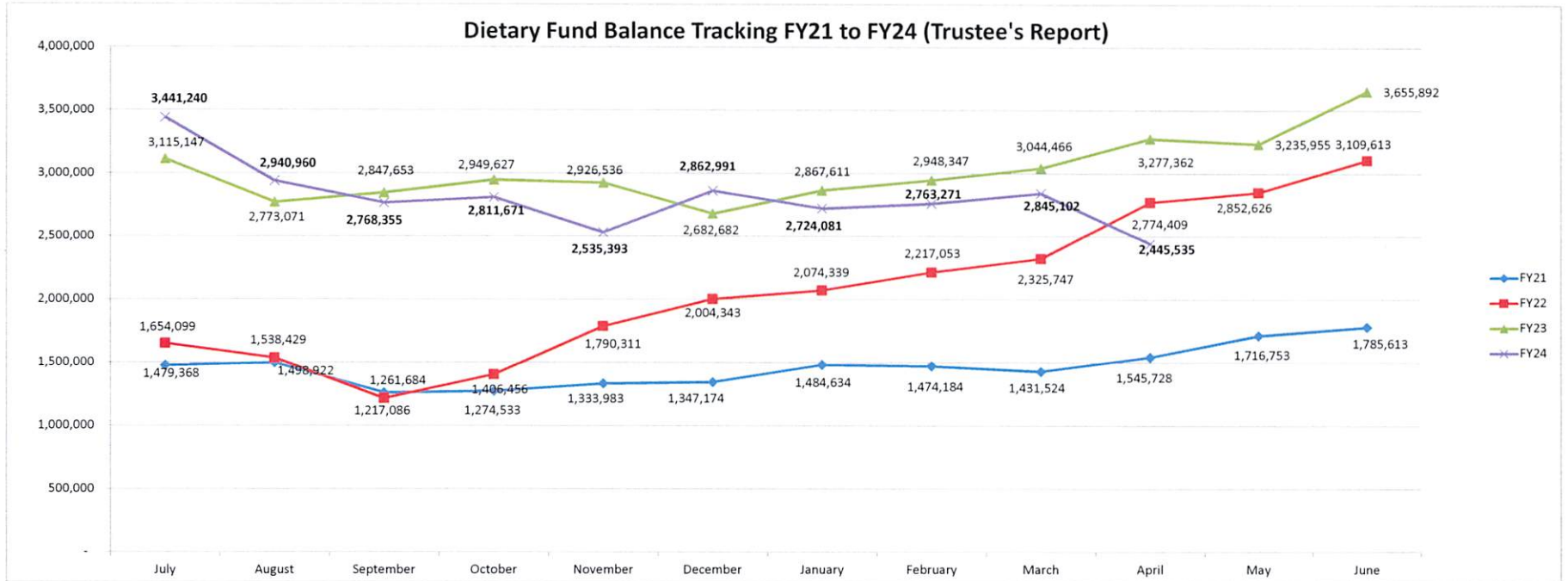
Expense Comparison

	July	August	September	October	November	December	January	February	March	April	May	June	Totals-April
FY21	93,828	112,838	241,872	266,192	231,469	252,797	179,196	284,385	296,002	269,623	305,248	192,600	2,228,202
FY22	131,701	354,264	364,824	275,956	485,607	331,587	279,428	335,685	441,659	282,188	495,212	211,252	3,282,899
FY23	130,898	352,573	290,302	293,387	312,070	384,000	303,999	350,201	288,185	345,025	314,684	149,842	3,050,641
FY24	298,032	550,715	571,092	350,354	396,954	352,046	388,307	388,385	309,169	732,206			4,337,260
Net Change PY	167,134	198,142	280,790	56,967	84,884	(31,953)	84,307	38,183	20,983	387,182			1,286,619
													PY% Change 42%



Dietary Fund Balance

	July	August	September	October	November	December	January	February	March	April	May	June
FY17	6,202	(380)	87,719	(66,933)	(96,404)	(260,230)	(170,632)	(67,070)	(94,864)	(76,733)	(74,830)	84,303
FY18	81,487	10,761	28,355	23,814	82,977	36,830	147,998	48,470	185,611	215,506	186,942	312,172
FY19	311,869	220,005	227,069	112,592	210,288	207,552	396,827	448,818	501,337	620,464	695,028	770,132
FY20	816,142	703,889	732,436	562,564	856,627	839,293	953,189	976,954	945,748	723,166	1,157,314	1,392,339
FY21	1,479,368	1,498,922	1,261,684	1,274,533	1,333,983	1,347,174	1,484,634	1,474,184	1,431,524	1,545,728	1,716,753	1,785,613
FY22	1,654,099	1,538,429	1,217,086	1,406,456	1,790,311	2,004,343	2,074,339	2,325,747	2,774,409	2,852,626	2,852,626	3,109,613
FY23	3,115,147	2,773,071	2,847,653	2,811,671	2,926,536	2,682,682	2,724,081	2,763,271	2,845,102	3,277,362	3,235,955	3,655,892
FY24	3,441,240	2,940,960	2,768,355	2,811,671	2,535,393	2,862,991	2,867,611	2,948,347	3,044,466	3,277,362	2,845,102	2,445,535



Washington County Rural Option Sales Tax to the County

	Aug-23	Sep-23	Oct-23	Nov-23	Dec-23	Jan-24	Feb-24	Mar-24	Apr-24	FY24 YTD Total
County Portion	\$ 345,988.85	\$ 351,097.23	\$ 349,664.59	\$ 382,873.98	\$ 365,875.35	\$ 368,727.67	\$ 409,055.61	\$ 331,306.10	\$ 333,174.20	\$ 3,237,763.58
Less Fees	\$ (3,459.89)	\$ (3,510.97)	\$ (3,496.65)	\$ (3,828.74)	\$ (3,658.75)	\$ (3,687.28)	\$ (4,090.56)	\$ (3,313.06)	\$ (3,331.74)	\$ (32,377.64)
Net County Portion	\$ 342,528.96	\$ 347,586.26	\$ 346,167.94	\$ 379,045.24	\$ 362,216.60	\$ 365,040.39	\$ 404,965.05	\$ 327,993.04	\$ 329,842.46	\$ 2,875,543.48

	ADA %	Aug-23	Sep-23	Oct-23	Nov-23	Dec-23	Jan-24	Feb-24	Mar-24	Apr-24	FY24 YTD Total
WCDE	51.724%	\$ 177,169.68	\$ 179,785.52	\$ 179,051.91	\$ 196,057.36	\$ 187,352.91	\$ 188,813.49	\$ 209,464.12	\$ 169,651.12	\$ 170,607.71	\$ 1,487,346.11
JC Schools	48.276%	\$ 165,359.28	\$ 167,800.74	\$ 167,116.03	\$ 182,987.88	\$ 174,863.69	\$ 176,226.90	\$ 195,500.93	\$ 158,341.92	\$ 159,234.75	\$ 1,388,197.37
											\$ 2,875,543.48

Annual Projected Amount Washington County Government is Keeping	
WCDE	\$ 2,210,605.10
JC Schools	\$ 2,063,242.82
	\$ 4,273,847.92

DBHS Chart of Accounts

L-Accounts are Restricted Accounts
5/27/2024

Account Number

Fnd T Acct Obj Prj Loc Prg	Beginning Balance	Debit Amount	Credit Amount	Ending Balance	Account Level Description
145 A 00000 000 000 15000 100	\$ 462,129.28	\$ 844,673.53	\$ 587,644.89	\$ 719,157.92	CASH IN BANK - CHECKING
145 L 00000 000 000 15000 200	\$ 0.33	\$ -	\$ -	\$ 0.33	ACCOUNTS PAYABLE
145 L 00000 000 000 15000 600	\$ (3,409.62)	\$ 166,204.61	\$ 181,690.40	\$ (18,895.41)	ATHLETICS-GENERAL
145 L 00000 000 000 15000 601	\$ -	\$ -	\$ -	\$ -	ATHLETICS - OTHER
145 L 00000 000 000 15000 602	\$ -	\$ -	\$ -	\$ -	ATHLETIC RESERVE
145 L 00000 000 000 15000 603	\$ (8,060.08)	\$ 15,457.37	\$ 16,374.00	\$ (8,976.71)	BLAZER ATHLETIC SUPPORT
145 L 00000 000 000 15000 604	\$ (14,380.15)	\$ 30,591.65	\$ 30,632.39	\$ (14,420.89)	BASEBALL
145 L 00000 000 000 15000 606	\$ (9,977.19)	\$ 20,354.99	\$ 16,927.37	\$ (6,549.57)	CHEERLEADING
145 L 00000 000 000 15000 607	\$ (521.05)	\$ 1,274.05	\$ 1,319.50	\$ (566.50)	FOOTBALL
145 L 00000 000 000 15000 608	\$ (9,296.11)	\$ 11,912.95	\$ 15,772.37	\$ (13,155.53)	GOLF
145 L 00000 000 000 15000 609	\$ (10,606.16)	\$ 18,949.73	\$ 15,779.86	\$ (7,436.29)	SOFTBALL
145 L 00000 000 000 15000 610	\$ -	\$ -	\$ -	\$ -	SOCCER
145 L 00000 000 000 15000 611	\$ (2,316.36)	\$ 16,281.19	\$ 17,746.57	\$ (3,781.74)	VOLLEYBALL
145 L 00000 000 000 15000 612	\$ (338.00)	\$ 338.00	\$ -	\$ -	WRESTLING
145 L 00000 000 000 15000 614	\$ (3,548.42)	\$ 1,329.29	\$ 2,820.00	\$ (5,039.13)	ATHLETICS - TRAINING ROOM
145 L 00000 000 000 15000 615	\$ (1,209.86)	\$ 1,512.26	\$ 1,022.75	\$ (720.35)	ATHLETICS - WEIGHT ROOM
145 L 00000 000 000 15000 616	\$ (110.00)	\$ -	\$ -	\$ (110.00)	ATHLETIC EQUIPMENT
145 L 00000 000 000 15000 617	\$ (7,400.02)	\$ 14,513.84	\$ 12,650.00	\$ (5,536.18)	ATHLETICS - SP/RESERVE
145 L 00000 000 000 15000 618	\$ (621.60)	\$ 621.60	\$ -	\$ -	TRACK
145 L 00000 000 000 15000 619	\$ (7,756.91)	\$ 18,090.07	\$ 21,110.22	\$ (10,777.06)	CROSS COUNTRY
145 L 00000 000 000 15000 620	\$ (3,598.16)	\$ 8,237.37	\$ 8,374.00	\$ (3,734.79)	ATHLETICS - MIDDLE SCHOOL
145 L 00000 000 000 15000 621	\$ (1,582.32)	\$ 13,115.03	\$ 12,696.99	\$ (1,164.28)	GIRLS SOCCER
145 L 00000 000 000 15000 709	\$ (82.58)	\$ 491.56	\$ 498.98	\$ (90.00)	ENGLISH -CLARK
145 L 00000 000 000 15000 710	\$ (632.78)	\$ 525.63	\$ 584.24	\$ (691.39)	ENGLISH
145 L 00000 000 000 15000 712	\$ (5,595.00)	\$ 6,295.00	\$ 700.00	\$ -	HOSA- HANNAH'S GRACE
145 L 00000 000 000 15000 715	\$ (285.25)	\$ 111.17	\$ 120.00	\$ (294.08)	SCIENCE-HORN
145 L 00000 000 000 15000 716	\$ (3,768.74)	\$ 9,223.53	\$ 9,063.46	\$ (3,608.67)	CLASS OF 2024
145 L 00000 000 000 15000 720	\$ (1,125.88)	\$ -	\$ -	\$ (1,125.88)	FCCLA II - SERVICE PROJECTS
145 L 00000 000 000 15000 721	\$ -	\$ 6,193.37	\$ 9,425.00	\$ (3,231.63)	CLASS OF 2025
145 L 00000 000 000 15000 733	\$ (14.76)	\$ -	\$ -	\$ (14.76)	BIOLOGY - KELLEY
145 L 00000 000 000 15000 734	\$ (116.25)	\$ -	\$ -	\$ (116.25)	BIOLOGY - CARR
145 L 00000 000 000 15000 735	\$ (688.94)	\$ 335.14	\$ 30.00	\$ (383.80)	BIOLOGY - KRTAUSCH
145 L 00000 000 000 15000 736	\$ (444.83)	\$ -	\$ -	\$ (444.83)	COMMUNICATIONS TECHNOLOGY
145 L 00000 000 000 15000 737	\$ (33.76)	\$ 176.00	\$ 488.00	\$ (345.76)	ENVIRONMENTAL SCIENCE
145 L 00000 000 000 15000 798	\$ -	\$ -	\$ 102,910.22	\$ (102,910.22)	WANDA B DUGGER TRUST-BIOLOGY
145 L 00000 000 000 15000 799	\$ -	\$ -	\$ 102,910.22	\$ (102,910.22)	WANDA B DUGGER TRUST-CHEMISTRY
145 L 00000 000 000 15000 800	\$ (97.75)	\$ -	\$ -	\$ (97.75)	ACADEMIC TEAM
145 L 00000 000 000 15000 801	\$ (507.46)	\$ -	\$ -	\$ (507.46)	FUTURE TEACHERS OF AMERICA
145 L 00000 000 000 15000 803	\$ (11,028.47)	\$ 2,970.65	\$ 66.00	\$ (8,123.82)	ART
145 L 00000 000 000 15000 805	\$ (154.47)	\$ -	\$ -	\$ (154.47)	OUTDOOR SPORTSMANSHIP
145 L 00000 000 000 15000 806	\$ (6,758.05)	\$ 15,137.58	\$ 14,257.40	\$ (5,877.87)	MARKETING EDUCATION
145 L 00000 000 000 15000 807	\$ (309.70)	\$ 2,621.45	\$ 2,822.00	\$ (510.25)	BETA CLUB
145 L 00000 000 000 15000 810	\$ -	\$ -	\$ -	\$ -	SCIENCE OLYMPIAD
145 L 00000 000 000 15000 814	\$ (369.89)	\$ 5,200.85	\$ 7,313.34	\$ (2,482.38)	DRAMA CLUB
145 L 00000 000 000 15000 817	\$ (927.15)	\$ -	\$ -	\$ (927.15)	FCA
145 L 00000 000 000 15000 818	\$ (590.38)	\$ -	\$ -	\$ (590.38)	GO-CART
145 L 00000 000 000 15000 819	\$ (12,828.55)	\$ 22,853.84	\$ 26,936.20	\$ (16,910.91)	FFA
145 L 00000 000 000 15000 821	\$ (680.37)	\$ 474.97	\$ -	\$ (205.40)	FISHING CLUB
145 L 00000 000 000 15000 822	\$ (15.45)	\$ 2,199.68	\$ 2,709.00	\$ (524.77)	FRENCH CLUB
145 L 00000 000 000 15000 825	\$ -	\$ -	\$ 1,173.00	\$ (1,173.00)	CHIC FIL A ACADEMY
145 L 00000 000 000 15000 826	\$ (3,668.95)	\$ 11,840.37	\$ 13,570.95	\$ (5,399.53)	HOSA II
145 L 00000 000 000 15000 827	\$ (1,507.96)	\$ 1,023.18	\$ 1,450.50	\$ (1,935.28)	INTERNATIONAL CLUB

145 L 00000 000 000 15000 828	\$	(1,864.94)	\$	7,162.51	\$	5,602.00	\$	(304.43)	KEY CLUB
145 L 00000 000 000 15000 832	\$	(812.50)	\$	535.00	\$	1,245.00	\$	(1,522.50)	NATIONAL HONOR SOCIETY
145 L 00000 000 000 15000 834	\$	(70.68)	\$	-	\$	-	\$	(70.68)	PEP CLUB
145 L 00000 000 000 15000 835	\$	-	\$	-	\$	-	\$	-	PHOTOGRAPHY CLUB
145 L 00000 000 000 15000 840	\$	(1,127.40)	\$	7,302.77	\$	7,552.12	\$	(1,376.75)	DANCE TEAM
145 L 00000 000 000 15000 841	\$	(194.37)	\$	-	\$	-	\$	(194.37)	RURI-TEEN CLUB
145 L 00000 000 000 15000 843	\$	(716.97)	\$	-	\$	70.00	\$	(786.97)	SPANISH CLUB
145 L 00000 000 000 15000 844	\$	-	\$	45.05	\$	80.00	\$	(34.95)	MULTICULTURAL CLUB
145 L 00000 000 000 15000 845	\$	(644.19)	\$	2,315.32	\$	2,177.00	\$	(505.87)	STUDENT COUNCIL
145 L 00000 000 000 15000 847	\$	(37.82)	\$	-	\$	-	\$	(37.82)	TRI M MUSIC HONOR SOCIETY
145 L 00000 000 000 15000 848	\$	(2,078.41)	\$	39,354.05	\$	39,703.51	\$	(2,427.87)	TSA
145 L 00000 000 000 15000 850	\$	(17,985.10)	\$	167.74	\$	2,864.76	\$	(20,682.12)	SCRIB ACCOUNT
145 L 00000 000 000 15000 899	\$	(25,410.66)	\$	3,919.38	\$	8,041.65	\$	(29,532.93)	YEARBOOK
145 L 00000 000 000 15000 900	\$	(7,515.09)	\$	5,502.43	\$	-	\$	(2,012.66)	ADMINISTRATIVE
145 L 00000 000 000 15000 906	\$	(11,672.10)	\$	318.60	\$	610.00	\$	(11,963.50)	GUIDANCE
145 L 00000 000 000 15000 907	\$	(1.00)	\$	-	\$	-	\$	(1.00)	GRAD GIVES
145 L 00000 000 000 15000 908	\$	(211.49)	\$	-	\$	-	\$	(211.49)	EPSO Grant
145 L 00000 000 000 15000 909	\$	(0.93)	\$	-	\$	-	\$	(0.93)	MIDDLE SCHOOL BAND
145 L 00000 000 000 15000 912	\$	(5,450.00)	\$	-	\$	2,000.00	\$	(7,450.00)	SCHOLARSHIPS
145 L 00000 000 000 15000 914	\$	(7,200.00)	\$	6,643.11	\$	-	\$	(556.89)	BAND
145 L 00000 000 000 15000 919	\$	(2,494.21)	\$	179.00	\$	650.00	\$	(2,965.21)	BUILDING TRADES
145 L 00000 000 000 15000 920	\$	-	\$	-	\$	-	\$	-	HVAC
145 L 00000 000 000 15000 921	\$	-	\$	5,245.00	\$	5,369.00	\$	(124.00)	SKILLS
145 L 00000 000 000 15000 922	\$	-	\$	-	\$	-	\$	-	SONGWRITING
145 L 00000 000 000 15000 923	\$	(14,020.81)	\$	1,140.01	\$	2,355.00	\$	(15,235.80)	CHORUS
145 L 00000 000 000 15000 924	\$	(2,782.39)	\$	11,761.18	\$	12,622.07	\$	(3,643.28)	CIVIL WAR HISTORY
145 L 00000 000 000 15000 925	\$	(2.00)	\$	-	\$	-	\$	(2.00)	JROTC CLEANING
145 L 00000 000 000 15000 927	\$	(130.00)	\$	85.00	\$	200.00	\$	(245.00)	TAP
145 L 00000 000 000 15000 928	\$	(150.00)	\$	211.00	\$	712.00	\$	(651.00)	COSMETOLOGY
145 L 00000 000 000 15000 929	\$	(12.93)	\$	-	\$	-	\$	(12.93)	DIVERSIFIED TECHNOLOGY
145 L 00000 000 000 15000 930	\$	(1,193.82)	\$	-	\$	-	\$	(1,193.82)	DRAFTING
145 L 00000 000 000 15000 931	\$	-	\$	-	\$	-	\$	-	DRIVERS EDUCATION
145 L 00000 000 000 15000 932	\$	(553.53)	\$	-	\$	10.00	\$	(563.53)	ECOLOGY
145 L 00000 000 000 15000 933	\$	(1,827.03)	\$	517.32	\$	200.00	\$	(1,509.71)	ELECTRICITY
145 L 00000 000 000 15000 934	\$	(344.37)	\$	-	\$	-	\$	(344.37)	ENGLISH-709
145 L 00000 000 000 15000 935	\$	(180.42)	\$	-	\$	-	\$	(180.42)	FAMILY AND CONSUMER SCIENCE
145 L 00000 000 000 15000 936	\$	(239.00)	\$	239.00	\$	-	\$	-	FARM ACCOUNT/SHOW TEAMS
145 L 00000 000 000 15000 939	\$	(90.73)	\$	-	\$	-	\$	(90.73)	GEOLOGY
145 L 00000 000 000 15000 943	\$	(9,346.04)	\$	4,052.18	\$	9,588.50	\$	(14,882.36)	HORTICULTURE
145 L 00000 000 000 15000 944	\$	-	\$	-	\$	-	\$	-	INFORMATION TECHNOLOGY
145 L 00000 000 000 15000 948	\$	(2,117.31)	\$	-	\$	-	\$	(2,117.31)	KEYBOARDING
145 L 00000 000 000 15000 955	\$	(1,687.07)	\$	-	\$	-	\$	(1,687.07)	MERCY / BENEVOLENCE FUND
145 L 00000 000 000 15000 957	\$	(371.28)	\$	-	\$	-	\$	(371.28)	PHYSICS
145 L 00000 000 000 15000 958	\$	(1,754.47)	\$	2,319.39	\$	564.92	\$	-	FACULTY FUND
145 L 00000 000 000 15000 962	\$	(1,321.80)	\$	994.94	\$	10.00	\$	(336.86)	LIBRARY
145 L 00000 000 000 15000 968	\$	(1,000.13)	\$	-	\$	-	\$	(1,000.13)	SCHOOL INCENTIVES
145 L 00000 000 000 15000 969	\$	-	\$	-	\$	-	\$	-	EPIC
145 L 00000 000 000 15000 970	\$	(136.64)	\$	600.00	\$	600.00	\$	(136.64)	BOARD ALLOCATION - ATTENDANCE
145 L 00000 000 000 15000 971	\$	(672.10)	\$	672.10	\$	-	\$	-	BOARD ALLOCATION - COPIER
145 L 00000 000 000 15000 972	\$	(3.00)	\$	-	\$	-	\$	(3.00)	BOARD ALLOCATION - MATERIALS
145 L 00000 000 000 15000 977	\$	(37.22)	\$	-	\$	-	\$	(37.22)	SPECIAL EDUCATION
145 L 00000 000 000 15000 981	\$	(10.00)	\$	-	\$	-	\$	(10.00)	SCIENCE-716-HORN
145 L 00000 000 000 15000 982	\$	-	\$	-	\$	-	\$	-	SCIENCE DEPARTMENT GRANT
145 L 00000 000 000 15000 983	\$	(226.12)	\$	-	\$	-	\$	(226.12)	SOCIAL STUDIES - ECONOMICS
145 L 00000 000 000 15000 984	\$	(16.09)	\$	-	\$	-	\$	(16.09)	SOCIAL STUDIES - GOVERNMENT
145 L 00000 000 000 15000 986	\$	(699.87)	\$	1,000.00	\$	1,000.00	\$	(699.87)	RESOURCE CDC
145 L 00000 000 000 15000 991	\$	(1,101.16)	\$	564.20	\$	2,970.00	\$	(3,506.96)	STUDENT NEEDS
145 L 00000 001 000 15000 605	\$	(14,563.94)	\$	14,338.41	\$	7,199.24	\$	(7,424.77)	BASKETBALL - BOYS
145 L 00000 001 000 15000 912	\$	(2,627.83)	\$	-	\$	-	\$	(2,627.83)	PAUL KEYS SCHOLARSHIP

145 L 00000 001 000 15000 915	\$	-	\$	-	\$	-	\$	-	\$	-	BIOLOGY
145 L 00000 001 000 15000 916	\$	(64.45)	\$	-	\$	-	\$	-	\$	(64.45)	BIOLOGY - BARR
145 L 00000 001 000 15000 917	\$	(735.32)	\$	709.85	\$	898.00	\$	(923.47)	\$	(923.47)	BIOLOGY - FEATHERS
145 L 00000 001 000 15000 921	\$	(29.67)	\$	-	\$	-	\$	(29.67)	\$	(29.67)	CHEMISTRY - CARR
145 L 00000 001 000 15000 946	\$	(76,858.21)	\$	23,014.62	\$	47,446.61	\$	(101,290.20)	\$	(101,290.20)	JROTC - MISCELLANEOUS
145 L 00000 001 000 15000 950	\$	(52.36)	\$	-	\$	-	\$	(52.36)	\$	(52.36)	MATH - HILL
145 L 00000 001 000 15000 954	\$	(8.57)	\$	-	\$	-	\$	(8.57)	\$	(8.57)	PHYSICAL SCIENCE - JENNINGS
145 L 00000 001 000 15000 981	\$	(660.85)	\$	392.46	\$	-	\$	(268.39)	\$	(268.39)	SCIENCE - CARR
145 L 00000 002 000 15000 605	\$	(7,578.41)	\$	10,432.31	\$	12,362.45	\$	(9,508.55)	\$	(9,508.55)	BASKETBALL - GIRLS
145 L 00000 002 000 15000 916	\$	-	\$	-	\$	-	\$	-	\$	-	BIOLOGY - KIERNAN
145 L 00000 002 000 15000 921	\$	(215.00)	\$	285.40	\$	307.00	\$	(236.60)	\$	(236.60)	CHEMISTRY - CARR
145 L 00000 002 000 15000 946	\$	-	\$	-	\$	-	\$	-	\$	-	JROTC - OFFICERS
145 L 00000 002 000 15000 950	\$	(552.00)	\$	-	\$	-	\$	(552.00)	\$	(552.00)	MATH
145 L 00000 002 000 15000 954	\$	-	\$	-	\$	-	\$	-	\$	-	PHYSICAL SCIENCE - RHOTON
145 L 00000 003 000 15000 903	\$	-	\$	-	\$	-	\$	-	\$	-	QUEST GRANT (RHOTON)
145 L 00000 003 000 15000 912	\$	(9,271.82)	\$	500.00	\$	800.00	\$	(9,571.82)	\$	(9,571.82)	ROTC SCHOLARSHIP
145 L 00000 003 000 15000 950	\$	-	\$	-	\$	-	\$	-	\$	-	MATH
145 L 00000 005 000 15000 903	\$	(48.82)	\$	-	\$	-	\$	(48.82)	\$	(48.82)	JROTC GRANT

Total L-Account Balances	\$	(626,525.95)
Total A-Account Balances	\$	719,157.92

(Unreconciled)	Total Unrestricted Cash	\$	92,631.97
----------------	-------------------------	----	-----------

DCHS Chart of Accounts

L-Accounts are Restricted Accounts

5/27/2024

Account Number	Beginning Balance	Debit Amount	Credit Amount	Ending Balance	Account Level Description
Fnd T Acct Obj Prj Loc Prg					
145 A 00000 000 000 16000 100	\$ 556,157.58	\$ 679,178.73	\$	668,711.62	\$ 566,624.69 CASH IN BANK - CHECKING
145 L 00000 000 000 16000 600	\$ (37,941.16)	\$ 196,218.48	\$	171,621.03	\$ (13,343.71) ATHLETICS
145 L 00000 000 000 16000 601	\$ (218.90)	\$ -	\$	-	\$ (218.90) STAR WALK OF FAME
145 L 00000 000 000 16000 602	\$ (4,788.63)	\$ 14,240.06	\$	19,000.00	\$ (9,548.57) ATHLETICS - RESERVE
145 L 00000 000 000 16000 603	\$ -	\$ -	\$	-	\$ - BASKETBALL - FRESHMAN BOYS
145 L 00000 000 000 16000 604	\$ (2,531.15)	\$ 14,416.02	\$	13,424.97	\$ (1,540.10) BASEBALL
145 L 00000 000 000 16000 605	\$ (15,288.46)	\$ 37,298.92	\$	34,949.86	\$ (12,939.40) BASKETBALL - BOYS
145 L 00000 000 000 16000 606	\$ (11,804.13)	\$ 21,602.41	\$	28,153.67	\$ (18,355.39) CHEERLEADING
145 L 00000 000 000 16000 607	\$ (2,245.49)	\$ 18,671.33	\$	20,197.81	\$ (3,771.97) FOOTBALL
145 L 00000 000 000 16000 608	\$ (4,263.08)	\$ 5,832.47	\$	1,898.15	\$ (328.76) GOLF
145 L 00000 000 000 16000 609	\$ (1,055.32)	\$ 1,139.58	\$	3,970.00	\$ (3,885.74) SOFTBALL
145 L 00000 000 000 16000 611	\$ (366.18)	\$ 1,828.13	\$	4,411.00	\$ (2,949.05) VOLLEYBALL
145 L 00000 000 000 16000 612	\$ (377.32)	\$ 5,351.75	\$	5,512.45	\$ (538.02) WRESTLING
145 L 00000 000 000 16000 613	\$ -	\$ 38,030.97	\$	38,031.00	\$ (0.03) HARDEE'S CLASSIC/ SPECIAL TOUR
145 L 00000 000 000 16000 614	\$ (4,398.17)	\$ 2,514.94	\$	3,091.74	\$ (4,974.97) ATHLETICS - TRAINING
145 L 00000 000 000 16000 615	\$ (1,185.78)	\$ 5,147.00	\$	8,318.20	\$ (4,356.98) BASKETBALL - GIRLS
145 L 00000 000 000 16000 617	\$ (440.00)	\$ -	\$	-	\$ (440.00) ATHLETICS - SPECIAL PROJECTS
145 L 00000 000 000 16000 618	\$ (5,944.15)	\$ 5,522.81	\$	198.00	\$ (619.34) TRACK
145 L 00000 000 000 16000 619	\$ (6,156.11)	\$ 14,260.72	\$	15,420.76	\$ (7,316.15) CROSS COUNTRY
145 L 00000 000 000 16000 620	\$ (1,687.60)	\$ 8,898.59	\$	11,400.00	\$ (4,189.01) ATHLETICS - MIDDLE SCHOOL
145 L 00000 000 000 16000 621	\$ (17.20)	\$ 2,957.30	\$	3,828.75	\$ (888.65) DANCE TEAM
145 L 00000 000 000 16000 622	\$ -	\$ -	\$	-	\$ - INDOOR ATHLETIC FACILTIY
145 L 00000 000 000 16000 710	\$ (1,166.63)	\$ -	\$	150.00	\$ (1,316.63) SOCIAL STUDIES
145 L 00000 000 000 16000 711	\$ (4,851.24)	\$ -	\$	-	\$ (4,851.24) DIVERSIFIED TECHNOLOGY
145 L 00000 000 000 16000 714	\$ (2,783.49)	\$ 3,253.30	\$	922.00	\$ (452.19) GRADUATION
145 L 00000 000 000 16000 715	\$ -	\$ -	\$	-	\$ - CLASS OF 2015
145 L 00000 000 000 16000 716	\$ (4,354.13)	\$ 9,720.79	\$	9,845.00	\$ (4,478.34) CLASS OF 2024
145 L 00000 000 000 16000 717	\$ (14,669.23)	\$ 452.82	\$	2,180.00	\$ (16,396.41) CLASS OF 2025
145 L 00000 000 000 16000 722	\$ (4,992.86)	\$ -	\$	-	\$ (4,992.86) CLASS OF 2026
145 L 00000 000 000 16000 724	\$ (4,116.10)	\$ 300.00	\$	2,003.00	\$ (5,819.10) CLASS OF 2027
145 L 00000 000 000 16000 740	\$ (189.60)	\$ 8,768.45	\$	10,798.55	\$ (2,219.70) GUIDANCE/BENEVOLENCE
145 L 00000 000 000 16000 742	\$ (1,667.59)	\$ -	\$	500.00	\$ (2,167.59) NEEDY STUDENT FUND
145 L 00000 000 000 16000 801	\$ (24.87)	\$ -	\$	-	\$ (24.87) FUTURE TEACHERS OF AMERICA
145 L 00000 000 000 16000 802	\$ (65.61)	\$ 38.72	\$	230.00	\$ (256.89) JOURNALISM
145 L 00000 000 000 16000 803	\$ (20.00)	\$ -	\$	-	\$ (20.00) ARK CLUB
145 L 00000 000 000 16000 804	\$ (3,808.60)	\$ 1,085.08	\$	2,380.00	\$ (5,103.52) AUDIO VISUAL
145 L 00000 000 000 16000 805	\$ (201.11)	\$ 282.49	\$	175.32	\$ (93.94) ELECTRICAL CARPENTRY
145 L 00000 000 000 16000 806	\$ (1,534.60)	\$ 692.10	\$	900.00	\$ (1,742.50) AUTO MECHANICS
145 L 00000 000 000 16000 807	\$ (1,045.41)	\$ 986.00	\$	1,078.00	\$ (1,137.41) BETA CLUB
145 L 00000 000 000 16000 808	\$ (200.68)	\$ -	\$	-	\$ (200.68) BIBLE CLUB
145 L 00000 000 000 16000 809	\$ (116.00)	\$ -	\$	-	\$ (116.00) AGRICULTURAL MECHANICS

145 L 00000 000 000 16000 810	\$	(738.98)	\$	5,996.15	\$	5,883.00	\$	(625.83)	CIVINETTES
145 L 00000 000 000 16000 811	\$	(652.06)	\$	-	\$	-	\$	(652.06)	BUSINESS PROFESSIONALS OF AMER
145 L 00000 000 000 16000 812	\$	-	\$	-	\$	-	\$	-	CIVINETTES
145 L 00000 000 000 16000 813	\$	(6,508.49)	\$	699.00	\$	153.00	\$	(5,962.49)	DECA
145 L 00000 000 000 16000 814	\$	(9,469.46)	\$	3,800.45	\$	80.00	\$	(5,749.01)	DRAMA CLUB
145 L 00000 000 000 16000 815	\$	-	\$	-	\$	-	\$	-	GO-KART
145 L 00000 000 000 16000 816	\$	(2.52)	\$	-	\$	-	\$	(2.52)	ENVIROTHON
145 L 00000 000 000 16000 817	\$	(1,737.84)	\$	3,641.19	\$	3,318.00	\$	(1,414.65)	FELLOWSHIP OF CHRISTIAN ATHLET
145 L 00000 000 000 16000 818	\$	(775.75)	\$	-	\$	-	\$	(775.75)	FCCLA
145 L 00000 000 000 16000 819	\$	(12,734.46)	\$	26,556.51	\$	20,741.06	\$	(6,919.01)	FFA
145 L 00000 000 000 16000 820	\$	(25,000.00)	\$	-	\$	-	\$	(25,000.00)	FFA HORTICULTURE
145 L 00000 000 000 16000 821	\$	(10,149.71)	\$	-	\$	-	\$	(10,149.71)	FIRST ROBOTICS
145 L 00000 000 000 16000 822	\$	(1,432.87)	\$	465.00	\$	-	\$	(967.87)	FRENCH CLUB
145 L 00000 000 000 16000 823	\$	(190.98)	\$	-	\$	-	\$	(190.98)	GERMAN CLUB
145 L 00000 000 000 16000 824	\$	(1,055.60)	\$	12,478.90	\$	12,951.84	\$	(1,528.54)	HEALTH OCCUPATIONS
145 L 00000 000 000 16000 825	\$	(400.00)	\$	-	\$	-	\$	(400.00)	HIKING CLUB
145 L 00000 000 000 16000 826	\$	-	\$	-	\$	140.00	\$	(140.00)	DUNGEON & DRAGONS CLUB
145 L 00000 000 000 16000 827	\$	(736.28)	\$	995.99	\$	1,157.00	\$	(897.29)	SPANISH HONOR SOCIETY
145 L 00000 000 000 16000 828	\$	(1,750.54)	\$	4,469.84	\$	6,368.00	\$	(3,648.70)	KEY CLUB
145 L 00000 000 000 16000 829	\$	(655.74)	\$	-	\$	-	\$	(655.74)	RECYCLE CLUB
145 L 00000 000 000 16000 830	\$	-	\$	804.60	\$	1,045.00	\$	(240.40)	EMR/EKG
145 L 00000 000 000 16000 831	\$	-	\$	62.50	\$	340.00	\$	(277.50)	INTERNATIONAL LANGUAGE CLUB
145 L 00000 000 000 16000 832	\$	-	\$	75.50	\$	100.00	\$	(24.50)	MYTHS & LEGENDS
145 L 00000 000 000 16000 834	\$	(256.60)	\$	-	\$	-	\$	(256.60)	PEP CLUB
145 L 00000 000 000 16000 835	\$	(30.02)	\$	-	\$	-	\$	(30.02)	PHOTO CLUB
145 L 00000 000 000 16000 836	\$	(2,206.97)	\$	38,727.05	\$	41,284.00	\$	(4,763.92)	PIONEER ATHLETICS CLUB
145 L 00000 000 000 16000 838	\$	(230.00)	\$	-	\$	-	\$	(230.00)	RADIO CLUB
145 L 00000 000 000 16000 842	\$	(100.00)	\$	-	\$	-	\$	(100.00)	SCHOLARS BOWL
145 L 00000 000 000 16000 845	\$	(153.22)	\$	2,588.25	\$	5,016.65	\$	(2,581.62)	STUDENT COUNCIL
145 L 00000 000 000 16000 849	\$	(2,848.38)	\$	16,868.96	\$	14,410.57	\$	(389.99)	SKILLS USA
145 L 00000 000 000 16000 850	\$	(7.50)	\$	-	\$	-	\$	(7.50)	YOGA CLUB
145 L 00000 000 000 16000 851	\$	(150.58)	\$	-	\$	-	\$	(150.58)	CHESS CLUB
145 L 00000 000 000 16000 855	\$	(8,709.14)	\$	5,902.43	\$	2,494.09	\$	(5,300.80)	SCRIB ACCOUNT
145 L 00000 000 000 16000 856	\$	-	\$	-	\$	80.00	\$	(80.00)	SPEECH DEBATE CLUB
145 L 00000 000 000 16000 857	\$	(18.65)	\$	-	\$	-	\$	(18.65)	CHICK-FIL-A ACADEMY
145 L 00000 000 000 16000 899	\$	(19,468.58)	\$	11,555.50	\$	10,603.00	\$	(18,516.08)	YEARBOOK
145 L 00000 000 000 16000 904	\$	(37.88)	\$	-	\$	-	\$	(37.88)	ADVANCED COMPOSITION
145 L 00000 000 000 16000 906	\$	(735.14)	\$	1,220.88	\$	1,586.00	\$	(1,100.26)	GUIDANCE
145 L 00000 000 000 16000 907	\$	-	\$	-	\$	-	\$	-	ANNUAL BANQUET FUND
145 L 00000 000 000 16000 908	\$	(2,006.80)	\$	-	\$	-	\$	(2,006.80)	EPSO Grant
145 L 00000 000 000 16000 910	\$	(1.00)	\$	-	\$	-	\$	(1.00)	GRAD GIVES
145 L 00000 000 000 16000 911	\$	(1,400.00)	\$	-	\$	-	\$	(1,400.00)	PARTNERS IN CAREER TECH EDUCAT
145 L 00000 000 000 16000 912	\$	(95.00)	\$	-	\$	-	\$	(95.00)	SCHOLARSHIPS
145 L 00000 000 000 16000 913	\$	(12,864.12)	\$	316.99	\$	50.00	\$	(12,597.13)	ART
145 L 00000 000 000 16000 914	\$	(7,237.57)	\$	24,728.03	\$	18,229.00	\$	(738.54)	BAND
145 L 00000 000 000 16000 923	\$	(15,130.81)	\$	10,819.90	\$	7,538.00	\$	(11,848.91)	CHORUS
145 L 00000 000 000 16000 925	\$	(156.86)	\$	-	\$	-	\$	(156.86)	COLLEGE CORNER
145 L 00000 000 000 16000 926	\$	-	\$	-	\$	-	\$	-	COMPOSITION

145 L 00000 000 000 16000 928	\$	(2,604.83)	\$	1,434.70	\$	1,088.00	\$	(2,258.13)	COSMETOLOGY
145 L 00000 000 000 16000 930	\$	(4,620.16)	\$	1,392.40	\$	1,935.50	\$	(5,163.26)	DRAFTING
145 L 00000 000 000 16000 931	\$	(469.98)	\$	112.69	\$	-	\$	(357.29)	DRIVERS EDUCATION
145 L 00000 000 000 16000 934	\$	(203.45)	\$	1,569.99	\$	1,520.00	\$	(153.46)	ENGLISH
145 L 00000 000 000 16000 936	\$	(166.59)	\$	-	\$	-	\$	(166.59)	FARM ACCOUNT
145 L 00000 000 000 16000 938	\$	(10,000.00)	\$	-	\$	-	\$	(10,000.00)	MACHINE SHOP GRANT- GENE HAAS
145 L 00000 000 000 16000 940	\$	(49,335.96)	\$	7,586.45	\$	17,664.23	\$	(59,413.74)	GRAPHIC ARTS
145 L 00000 000 000 16000 942	\$	(49,882.50)	\$	33,724.20	\$	50,218.21	\$	(66,376.51)	HOME ECONOMICS
145 L 00000 000 000 16000 947	\$	(5,021.75)	\$	1,450.17	\$	40.00	\$	(3,611.58)	MACHINE SHOP
145 L 00000 000 000 16000 949	\$	(657.31)	\$	276.02	\$	50.00	\$	(431.29)	MASONRY
145 L 00000 000 000 16000 950	\$	(7,376.58)	\$	-	\$	1,329.00	\$	(8,705.58)	MATH
145 L 00000 000 000 16000 951	\$	-	\$	-	\$	-	\$	-	MINI LIBRARY
145 L 00000 000 000 16000 953	\$	(311.05)	\$	-	\$	-	\$	(311.05)	NORTHEAST SECONDARY PRINCIPALS
145 L 00000 000 000 16000 955	\$	(2,553.27)	\$	1,000.00	\$	1,440.57	\$	(2,993.84)	MERCY
145 L 00000 000 000 16000 956	\$	(1,243.18)	\$	1,368.24	\$	2,830.00	\$	(2,704.94)	PRINCIPAL'S INCENTIVE
145 L 00000 000 000 16000 958	\$	(197.68)	\$	250.00	\$	580.00	\$	(527.68)	FACULTY FUND
145 L 00000 000 000 16000 960	\$	(189.11)	\$	-	\$	-	\$	(189.11)	PRE-VOCATIONAL
145 L 00000 000 000 16000 962	\$	(94.01)	\$	-	\$	220.00	\$	(314.01)	LIBRARY
145 L 00000 000 000 16000 965	\$	-	\$	-	\$	-	\$	-	PROJECT STAR
145 L 00000 000 000 16000 969	\$	(26.89)	\$	-	\$	-	\$	(26.89)	EPIC
145 L 00000 000 000 16000 970	\$	(322.12)	\$	600.00	\$	600.00	\$	(322.12)	BOARD ALLOCATION - ATTENDANCE
145 L 00000 000 000 16000 971	\$	(7,470.55)	\$	2,356.28	\$	2,823.19	\$	(7,937.46)	BOARD ALLOCATION - COPIER
145 L 00000 000 000 16000 972	\$	(1,500.00)	\$	-	\$	-	\$	(1,500.00)	BOARD ALLOCATION - MATERIALS
145 L 00000 000 000 16000 979	\$	(520.69)	\$	-	\$	-	\$	(520.69)	RURITAN
145 L 00000 000 000 16000 981	\$	(4,046.24)	\$	3,791.14	\$	4,346.00	\$	(4,601.10)	SCIENCE
145 L 00000 000 000 16000 985	\$	(1,445.20)	\$	-	\$	-	\$	(1,445.20)	SPANISH
145 L 00000 000 000 16000 992	\$	-	\$	-	\$	-	\$	-	STUDENT OF THE MONTH
145 L 00000 000 000 16000 997	\$	(538.82)	\$	-	\$	-	\$	(538.82)	TITLE READING
145 L 00000 000 000 16000 999	\$	(707.63)	\$	3,428.35	\$	3,725.00	\$	(1,004.28)	WELDING
145 L 00000 001 000 16000 605	\$	-	\$	-	\$	-	\$	-	BASKETBALL - BOYS
145 L 00000 001 000 16000 608	\$	(39.26)	\$	-	\$	-	\$	(39.26)	GOLF - MIDDLE SCHOOL
145 L 00000 001 000 16000 610	\$	(419.20)	\$	19,356.13	\$	19,490.09	\$	(553.16)	SOCCER - BOYS
145 L 00000 001 000 16000 612	\$	-	\$	-	\$	-	\$	-	WRESTLING - MIDDLE SCHOOL
145 L 00000 001 000 16000 940	\$	-	\$	-	\$	-	\$	-	GRAPHIC ARTS CENTRAL OFFICE
145 L 00000 001 000 16000 977	\$	(4,875.00)	\$	7,857.10	\$	12,170.00	\$	(9,187.90)	ROTC - MISCELLANEOUS
145 L 00000 001 000 16000 978	\$	(31,346.51)	\$	28,285.15	\$	17,061.88	\$	(20,123.24)	ROTC - OFFICERS
145 L 00000 002 000 16000 605	\$	-	\$	-	\$	-	\$	-	BASKETBALL - GIRLS
145 L 00000 002 000 16000 610	\$	(7,220.86)	\$	15,720.76	\$	11,503.00	\$	(3,003.10)	SOCCER - GIRLS
145 L 00000 002 000 16000 615	\$	-	\$	-	\$	-	\$	-	BASKETBALL - GIRLS
145 L 00000 002 000 16000 912	\$	(1,455.24)	\$	-	\$	-	\$	(1,455.24)	WLC
145 L 00000 002 000 16000 978	\$	-	\$	-	\$	-	\$	-	ROTC - MISCELLANEOUS
145 L 00000 003 000 16000 605	\$	-	\$	-	\$	-	\$	-	BASKETBALL - FRESHMAN BOYS

Total L-Account Balances	\$	(486,161.82)
Total A-Account Balances	\$	566,624.69

(Unreconciled) Total Unrestricted Cash \$ 80,462.87

Budget Overview

Washington County (900) Public District - FY 2025 - Consolidated - Rev 0 - Title IV

Indirect Cost Guide	
Total Allocation	\$118,887.00
Existing Budget In Categories Not Eligible for Indirect Cost	\$0.00
Total Available for Budgeting In Categories Eligible for Indirect Cost and Indirect Cost	\$118,887.00
Indirect Cost Rate	4.58%
Max Available Budget In Categories Eligible for Indirect Cost	\$113,680.44
Max Indirect Cost	\$5,206.56

Filter by Location: ▼

Account Number	71150 - Alternative Instruction Program	72130 - Other Student Support	72250 - Education Technology	99100 - Transfers Out	Total
Line Item Number					
116 - Teachers	24,921.08				24,921.08
123 - Guidance Personnel		54,431.00			54,431.00
201 - Social Security	1,545.10	3,374.72	0.00		4,919.82
204 - Pensions	2,242.90	4,898.80	0.00		7,141.70
207 - Medical Insurance	0.00	15,472.80	0.00		15,472.80
212 - Employer Medicare	361.36	789.24	0.00		1,150.60
504 - Indirect Cost				350.00	350.00
524 - In-Service / Staff Development		4,400.00	6,100.00		10,500.00
Total	29,070.44	83,366.56	6,100.00	350.00	118,887.00
				Adjusted Allocation	118,887.00
				Remaining	0.00

Budget Overview

Washington County (900) Public District - FY 2025 - Consolidated - Rev 0 - Consolidated Admin Pool

Indirect Cost Guide	
Total Allocation	\$274,500.00
Existing Budget In Categories Not Eligible for Indirect Cost	\$0.00
Total Available for Budgeting In Categories Eligible for Indirect Cost and Indirect Cost	\$274,500.00
Indirect Cost Rate	4.58%
Max Available Budget In Categories Eligible for Indirect Cost	\$262,478.49
Max Indirect Cost	\$12,021.51

Filter by Location: ▼

Account Number	72210 - Support Services/Regular Instruction Program	99100 - Transfers Out	Total
Line Item Number			
105 - Supervisor / Director	53,931.80		53,931.80
162 - Clerical Personnel	56,306.00		56,306.00
189 - Other Salaries & Wages	78,996.00		78,996.00
201 - Social Security	11,681.54		11,681.54
204 - Pensions	15,440.19		15,440.19
207 - Medical Insurance	24,412.50		24,412.50
212 - Employer Medicare	2,731.97		2,731.97
355 - Travel	10,000.00		10,000.00
499 - Other Supplies and Materials	10,000.00		10,000.00
504 - Indirect Cost		1,000.00	1,000.00
524 - In-Service / Staff Development	10,000.00		10,000.00
Total	273,500.00	1,000.00	274,500.00
		Adjusted Allocation	274,500.00
		Remaining	0.00

Budget Overview

Washington County (900) Public District - FY 2025 - Consolidated - Rev 0 - IDEA, Part B

Indirect Cost Guide	
Total Allocation	\$2,105,644.00
Existing Budget In Categories Not Eligible for Indirect Cost	\$15,000.00
Total Available for Budgeting In Categories Eligible for Indirect Cost and Indirect Cost	\$2,090,644.00
Indirect Cost Rate	4.58%
Max Available Budget In Categories Eligible for Indirect Cost	\$1,999,085.87
Max Indirect Cost	\$91,558.13

Filter by Location: ▼

Account Number	71200 - Special Education Program	72220 - Support Services/Special Education Program	72710 - Transportation	Total
Line Item Number				
116 - Teachers	126,709.00			126,709.00
146 - Bus Drivers			292,565.00	292,565.00
163 - Educational Assistants	284,160.00			284,160.00
171 - Speech Pathologist	55,069.00	0.00		55,069.00
189 - Other Salaries & Wages	0.00	140,000.00	20,668.00	160,668.00
201 - Social Security	69,180.00	8,680.00	18,140.00	96,000.00
204 - Pensions	139,470.00	17,500.00	36,751.00	193,721.00
207 - Medical Insurance	440,700.00	22,600.00	226,000.00	689,300.00
212 - Employer Medicare	16,180.00	2,030.00	4,242.00	22,452.00
312 - Contracts with Private Agencies	40,000.00	0.00	0.00	40,000.00
355 - Travel		20,000.00	0.00	20,000.00
429 - Instructional Supplies & Materials	50,000.00			50,000.00

Account Number	71200 - Special Education Program	72220 - Support Services/Special Education Program	72710 - Transportation	Total
Line Item Number				
499 - Other Supplies and Materials	0.00	20,000.00	0.00	20,000.00
524 - In-Service / Staff Development		40,000.00	0.00	40,000.00
725 - Special Education Equipment	5,000.00			5,000.00
790 - Other Equipment		10,000.00		10,000.00
Total	1,226,468.00	280,810.00	598,366.00	2,105,644.00
			Adjusted Allocation	2,105,644.00
			Remaining	0.00

Budget Overview

Washington County (900) Public District - FY 2025 - Consolidated - Rev 0 - IDEA Preschool

Indirect Cost Guide	
Total Allocation	\$67,469.00
Existing Budget In Categories Not Eligible for Indirect Cost	\$0.00
Total Available for Budgeting In Categories Eligible for Indirect Cost and Indirect Cost	\$67,469.00
Indirect Cost Rate	4.58%
Max Available Budget In Categories Eligible for Indirect Cost	\$64,514.25
Max Indirect Cost	\$2,954.75

Filter by Location: ▼

Account Number	71200 - Special Education Program	Total
Line Item Number		
163 - Educational Assistants	31,817.00	31,817.00
201 - Social Security	3,278.00	3,278.00
204 - Pensions	6,607.00	6,607.00
207 - Medical Insurance	21,000.00	21,000.00
212 - Employer Medicare	767.00	767.00
429 - Instructional Supplies & Materials	4,000.00	4,000.00
Total	67,469.00	67,469.00
	Adjusted Allocation	67,469.00
	Remaining	0.00

ESEA Assurances

Washington County (900) Public District - FY 2025 - Consolidated - Rev 0 - Assurances

This certification is required by the Department of Education regulations implementing Executive Order 12549, Debarment and Suspension, 34 CFR Part 85, for all lower tier transactions meeting the threshold and tier requirements stated at Section 85.110.

Applies to All ESEA Programs Included in this Application

* **The Local Educational Agency (LEA) hereby assures the State Educational Agency (SEA) that the LEA follows all regulations applicable for ESEA, including those outlined below.**

1.	Use fiscal control and fund accounting procedures that ensure proper disbursement of and accounting for federal funds paid to that agency under each program. Reference CMIA 7211R rule
2.	Keep such records, and provide such information to the State, as may be reasonably required for fiscal audit, data reporting, and program evaluation.
3.	Ensure all salaries are paid from project funds according to LEA rates. State/CONUS travel rates are to be used for project travel expenses. Adequate travel logs, as well as other necessary information, must be maintained to support expenditures.
4.	Charge amounts for personnel services that are based on payrolls documented and approved in accordance with the generally accepted practice of the LEA. Payrolls must be supported by time and attendance or equivalent records for individual employees. Salaries and wages of employees chargeable to more than one grant program or cost objective, if applicable, must be supported by appropriate time distribution records.
5.	Use these funds to supplement, and not supplant, the funds that would be made available in the absence of such federal funds, from non-federal sources and not supplant such funds.
6.	Maintain control of program funds and adhere to allowability procedures for goods and services acquired with federal funds. The LEA shall retain all titles to property acquired with those funds, including equipment placed in private schools pursuant to Section 8501.
7.	Recognize that state approval of an application does not relieve the LEA of its responsibility to comply with all applicable program and fiscal requirements.
8.	Comply with federal civil rights laws. The Office for Civil Rights enforces several federal civil rights laws that prohibit discrimination in programs or activities that receive federal financial assistance from the Department of Education. Discrimination on the basis of race, color, and national origin is prohibited by Title VI of the Civil Rights Act of 1964; sex discrimination is prohibited by Title IX of the Education Amendments of 1972; discrimination on the basis of disability is prohibited by Section 504 of the Rehabilitation Act of 1973; and age discrimination is prohibited by the Age Discrimination Act of 1975. These civil rights laws enforced by OCR extend to all state education agencies, elementary and secondary school systems, colleges and universities, vocational schools, proprietary schools, state vocational rehabilitation agencies, libraries, and museums that receive U.S. Department of Education funds. Areas covered may include, but are not limited to: admissions, recruitment, financial aid, academic programs, student treatment and services, counseling and guidance, discipline, classroom assignment, grading, vocational education, recreation, physical education, athletics, housing, and employment. OCR also has responsibilities under Title II of the Americans with Disabilities Act of 1990, including prohibiting disability discrimination by public entities, whether or not they receive federal financial assistance.
9.	Comply with Title VII of the Civil Rights Act of 1964, as amended by the Equal Employment Opportunity Act of 1972. (http://www.eeoc.gov/laws/statutes/titlevii.cfm)
10.	Maintain fiscal effort in accordance with section 8521.

11.	Comply with section 8501 regarding participation by private school children and teachers.
12.	Educational Rights and Privacy for Parents and Students The Board of Education will comply with all the privacy protections afforded parents and students under section 444 of the General Education Provisions Act (20 U.S.C. 1232g), as added by the Family Educational Rights and Privacy Act of 1974 (section 513 of Public Law 93-380; 88 Stat. 571).
13.	Termination of Employment and Unpaid Leave. Upon termination, any leave balance paid to a federally funded employee above the amount of leave earned in the current grant year shall NOT be paid from federal funds as detailed in 2 CFR 200.431 (b)(3).
14.	Certification Regarding Constitutionally Protected Prayer in Public Elementary and Secondary Schools. In order to receive funds under the ESEA as amended by the ESSA, an LEA must certify in writing to the state that no policy of the LEA prevents or otherwise denies participation in constitutionally protected prayer in public elementary and secondary schools as set forth in Section 8524. Certification must be provided to the state by October 1 of each year during which the LEA participates in an ESEA program.
15.	Certification Regarding Debarment, Suspension, Ineligibility and Voluntary Exclusion - Lower Tier Covered Transactions. As required by the Department of Education regulations implementing Executive Order 12549 and 12689, Debarment and Suspension, 2 CFR Part 180, the LEA must meet the threshold and tier requirements stated at Section 85.110.

Instructions for Certification

1.	By acknowledging these assurances, the LEA is providing the certification set out below.
2.	The terms "covered transaction," "debarred," "suspended," "ineligible," "lower tier covered transaction," "principal," "proposal," and "voluntarily excluded," as used in this clause, have the meanings set out in the Definitions and Coverage sections of rules implementing Executive Order 12549.
3.	The LEA agrees by submitting this proposal that it will exclude a person who is debarred, suspended, declared ineligible, or voluntarily excluded from participation in this covered transaction, unless authorized by the department or agency with which this transaction originated.
4.	The LEA further agrees by submitting this proposal that it will include the clause titled "Certification Regarding Debarment," without modification, in all lower tier covered transactions and in all solicitations for lower tier covered transactions.
5.	The LEA in a covered transaction may rely upon a certification of a prospective participant in a lower tier covered transaction that it is not debarred, suspended, ineligible, or voluntarily excluded from the covered transaction, unless the LEA knows the certification is erroneous. Each participant may, but is not required to, check the Nonprocurement List.
6.	The prospective lower tier participant shall provide immediate written notice to the person to whom this proposal is submitted if at any time it learns that its certification was erroneous when submitted or has become erroneous by reason of changed circumstances.
7.	Nothing contained in the foregoing shall be construed to require establishment of a system of records in order to render in good faith the certification required by this clause. The knowledge and information of a participant is not required to exceed that which is normally possessed by a prudent person in the ordinary course of business dealings.
8.	The certification in this clause is a material representation of fact by the LEA upon which reliance was placed when this transaction was entered into. If it is later determined that the LEA knowingly rendered an erroneous certification, or if an LEA in a covered transaction knowingly enters into a lower tier covered transaction with a person who is suspended, debarred, ineligible, or voluntarily excluded from participation in the transaction, in addition to other remedies available to the federal government, the department or agency with which this transaction originated may pursue available remedies, including suspension and/or debarment.

Certification

The LEA certifies, by submission of this proposal, that neither it nor its principals are presently debarred, suspended, proposed for debarment, declared

ineligible, or voluntarily excluded from participation in this transaction by any federal department or agency.

Where the prospective lower tier participant is unable to certify to any of the statements in this certification, such prospective participant shall attach an explanation to this proposal.

Equity for Students, Teachers, and Other Program Beneficiaries

Section 427 of the General Education Provision Act requires LEAs to describe in their applications the steps they propose to take in order to ensure access to education and promote educational excellence by:

"(1) ensuring equal opportunities to participate for all eligible students, teachers, and other program beneficiaries in any project or activity carried out under an applicable program; and

(2) promoting the ability of such students, teachers, and beneficiaries to meet high standards."

Therefore, the LEA will ensure equitable participation in all local-level programs by students, teachers, and other beneficiaries with special needs through the following activities:

1. ensuring that all training for teachers and others who will conduct parental involvement activities is accessible to all participants and includes strategies for increasing access to the school and its activities for all parents regardless of disability or language spoken.
2. including accessibility guidelines as part of the criteria for effective professional development activities provided throughout the LEA as well as by federal programs.
3. using the LEA computer network to disseminate information to all constituents.
4. providing technical assistance through on-site visits to verify that equitable practices are being followed by schools.
5. including written statements in communications that advertise LEA-level activities to ensure that all necessary accommodations are made for equitable participation by constituents.
6. maintaining special task forces to formulate policy for coordination of programs to ensure equitable access of all student populations, including disadvantaged students, students with disabilities, students with emerging English skills, migrant students, homeless, neglected, or delinquent students, and others.
7. implementing other activities as appropriate.

Washington County (900) Public District - FY 2025 - Consolidated - Rev 0 - Assurances

The applicant hereby certifies to the Commissioner of Education that the representation made in this application properly reflects the projected pupils, personnel, and expenditures to be incurred in the operation of the special education program for pupils with disabilities conducted within the LEA, that the expenditures for services and goods will be made exclusively for the benefit of pupils which meet the eligibility criteria established by the U.S. Department of Education, and that personnel assignments and other documentation of expenses will be readily available for audit. All records necessary to ensure the correctness of the information provided by the agency will be kept five years beyond the final reporting date and access to such records will be provided to the SEA.

* **The local education agency (LEA) hereby assures the state education agency (SEA) that the LEA meets each of the following conditions:**

- | | |
|----|---|
| 1. | Special Education and Related Services will be provided in compliance with established Federal and State Laws, Rules, Regulations, & Minimum Standards. |
| 2. | The LEA, in providing for the education of children with disabilities within its jurisdiction, has in effect policies, procedures, and programs that are consistent with the State policies and procedures established under 20 U.S.C. § 1412, including the following: |
| a. | The LEA shall ensure a free appropriate public education (FAPE) is available to all children with disabilities, as defined under 20 U.S.C. § 1401(3) and State Board of Education Rule 0520-01-09-.02(3), who have a current individualized education program (IEP), residing in the state between the ages of 3 through 22, inclusive, including children with disabilities who have been suspended or expelled from school. See 20 U.S.C. § 1412(a)(1) and State Board of Education Rule 0520-01-09-.05(2). |
| b. | The LEA shall establish a goal of providing full educational opportunity to all children with disabilities and a detailed timetable for accomplishing that goal. See 20 U.S.C. § 1412(a)(2). |
| c. | The LEA shall ensure all children with disabilities residing in the LEA, including those who are experiencing homelessness, in foster care, or attending private schools within the LEA's jurisdiction, regardless of the severity of their disabilities, and in need of special education and related services, are identified, located, and evaluated, and a practical method is developed and implemented to determine which children with disabilities are currently receiving needed special education and related services. See 20 U.S.C. § 1412(a)(3) and State Board of Education Rule 0520-01-09-.05(1). |
| d. | The LEA shall ensure an individualized education program (IEP), or an individualized family service plan (IFSP) that meets the requirements of 20 U.S.C. § 1436(d), is developed, reviewed and revised for each child with a disability in accordance with section 614(d). See 20 U.S.C. § 1412(a)(4). |
| e. | The LEA shall ensure, to the maximum extent appropriate, children with disabilities, including children in public or private institutions or other care facilities, are educated with children who are not disabled. Special classes, separate schooling, or other removal of children with disabilities from the regular educational environment occurs only when the nature or severity of the disability of a child is such that education in regular classes with the use of supplementary aids and services cannot be achieved satisfactorily. See 20 U.S.C. § 1412(a)(5) and T.C.A. § 49-10-103(c). |
| f. | The LEA shall ensure children with disabilities and their parents are afforded the procedural safeguards required by 20 U.S.C. § 1415. See 20 U.S.C. § 1412(a)(6) and T.C.A. § 49-10-601. |
| g. | The LEA shall ensure children with disabilities are evaluated in accordance with subsections (a) through (c) of 20 U.S.C. § 1414 and the State Board of Education Special Education & Eligibility Standards. See 20 U.S.C. § 1412(a)(7) and State Board of Education Rule 0520-01-09-.11. |
| h. | The LEA shall comply with 20 U.S.C. § 1417(c) relating to the confidentiality of records and information. See 20 U.S.C. § 1412(a)(8). |

	i. The LEA shall ensure children participating in early intervention programs assisted under Part C of the IDEA and who will participate in preschool programs will experience a smooth and effective transition consistent with 20 U.S.C. § 1437(a)(9). LEAs will participate in transition planning conferences arranged by the Tennessee Department of Intellectual and Developmental Disabilities (the State Lead Agency) under 20 U.S.C. § 1435(a)(10) and an IEP or, if consistent with 20 U.S.C. §§ 1414(d)(2)(B) and 1436(d), and IFSP will be developed and implemented by the third birthday. 20 U.S.C. § 1412(a)(9).
	j. The LEA shall ensure that all requirements under 20 U.S.C. § 1412(a)(10) regarding children in private schools are being carried out in a manner consistent with the statute.
	k. The LEA shall ensure that all requirements under T.C.A. § 49-10-107, regarding Contracts for Special Education Services, are being carried out in a manner consistent with the statute.
	l. The LEA shall ensure that all personnel necessary to carry out this part are appropriately and adequately prepared, subject to the requirements of 20 U.S.C. § 1412(a)(14) and 20 U.S.C. § 6612(b). See 20 U.S.C. § 1413(a)(3).
	m. The LEA has chosen to either coordinate with the National Instructional Materials Access Center when purchasing print instructional materials or to provide instructional materials to blind persons or other persons with print disabilities in a timely manner. See 20 U.S.C. § 1412(a)(23).
	n. The LEA shall ensure that timely and meaningful consultation has occurred with private schools and the parents of home-schooled special education students. See 20 U.S.C. § 1412(a)(10)(A)(iii).
3.	The LEA shall provide the SEA with information necessary to enable the SEA to carry out its duties under the IDEA, including, with respect to Sections 612(a) (15) and 612 (a) (16), information relating to the performance of children with disabilities participating in programs carried out under this part. See 20 U.S.C. § 1413(a)(7).
4.	The LEA shall make available to parents of children with disabilities and to the general public all documents relating to the eligibility of the LEA to receive assistance under the IDEA. See 20 U.S.C. § 1413(a)(8)
5.	The LEA shall cooperate under 20 U.S.C. § 6698 to ensure the linkage of records pertaining to migratory children with disabilities for the purpose of electronically exchanging, among the States, health and educational information regarding such children. See 20 U.S.C. § 1413(a)(9).
6.	Subject to 20 U.S.C. § 1413(b)(3), the LEA application submitted to the SEA shall remain in effect until the LEA submits to the SEA such modifications as the LEA determines necessary. See 20 U.S.C. § 1413(b)(2).
7.	The LEA shall ensure that all requirements under 20 U.S.C. § 1413(a)(5) regarding treatment of charter schools and their students are being carried out in a manner consistent with the IDEA. See 20 U.S.C. § 1413(a)(5).
8.	The LEA shall ensure children with disabilities served with IDEA funds are counted in the same manner as children without disabilities to supplement the academic program funds earned and paid from State funding.
9.	The LEA shall ensure funds provided under IDEA are used to pay the excess cost of providing special education and related services to children with disabilities; shall be used to supplement the State, Local and other Federal funds and not to supplant such funds; and shall not be used, except as provided in 20 U.S.C. § 1413(a)(2)(B) and (C) to reduce the level of expenditures. See 20 U.S.C. § 1413(a)(2)(A) and State Board of Education Rule 0520-01-09-.09(2)(b).
10.	The LEA shall ensure that case load and class size standards are in accordance with T.C.A. § 49-1-104 and State Board of Education Rule 0520-01-02-.31(4).
11.	The LEA shall ensure that IDEA funds will not be used to reduce the level of expenditures for the education of children with disabilities made by the LEA from local funds below the level of those expenditures for the preceding fiscal year except as provided in 34 C.F.R. 300.204 and 300.205. See 34 C.F.R. § 300.203(b)
12.	Eligibility as a child with a disability pursuant to the IDEA and state disability eligibility standards will be established prior to expenditure of IDEA Part B funds for implementation of school nurse or school health services pursuant to 34 C.F.R. §300.34(c)(13).

Washington County (900) Public District - FY 2025 - Consolidated - Rev 0 - Assurances

* **The Local Educational Agency (LEA) hereby assures the State Educational Agency (SEA) that the LEA follows all regulations applicable under Office of Civil Rights (OCR), including those outlined below.**

- | | |
|----|---|
| 1. | Title VI of the Civil Rights Act of 1964, as amended, 42 U.S.C. 2000d et seq., which prohibits discrimination on the basis of race, color, or national origin in any program or activity receiving Federal financial assistance; |
| 2. | Title IX of the Education Amendments of 1972, as amended, 20 U.S.C. 1681 et seq., which prohibits discrimination on the basis of sex in any education program or activity receiving federal financial assistance; and |
| 3. | Title II of the Americans with Disabilities Act which prohibits discrimination on the basis of disability in the benefits of services, programs or activities of a public entity and Section 504 of the Rehabilitation Act of 1973 which prohibits discrimination on the basis of disability in all programs or activities that receive federal financial assistance. |
| 4. | The Age Discrimination Act of 1975 which prohibits discrimination on the basis of age in all programs and activities that receive federal financial assistance. |
| 5. | All rules and regulations issued by the Tennessee Department of Education, Tennessee State Board of Education, and U.S. Department of Education under any of these statutes. |

Washington County (900) Public District - FY 2025 - Consolidated - Rev 0 - Assurances

* **The Local Educational Agency (LEA) hereby assures the State Educational Agency (SEA) that the LEA follows all regulations applicable for OMB Circular A-133, including those outlined below.**

Part 6 - Internal Control

As a condition of receiving federal awards, non-federal entities agree to comply with laws, regulations, and the provisions of contract and grant agreements and to maintain internal control to provide reasonable assurance of compliance with these requirements. Non-federal entities and their auditors will need to exercise judgment in determining the most appropriate and cost effective internal control in a given environment or circumstance to provide reasonable assurance for compliance with federal program requirements.

The Control Environment is the foundation for all other components of internal control, including the following:

Part 6 characteristics of internal control relating to each of the five components of internal control that should reasonably assure compliance with the requirements of federal laws, regulations, and program compliance requirements. A description of the components of internal control and examples of characteristics common to the 14 types of compliance requirements are listed below. Objectives of internal control and examples of characteristics specific to each of 13 of the 14 types of compliance requirements follow this introduction. (Because Special Tests and Provisions are unique for each program, we could not provide specific control objectives and characteristics for this type of compliance requirement.)

1. A sense of conducting operations ethically is evidenced by a code of conduct or other verbal or written directive.
2. If there is a governing Board, the Board has established an Audit Committee or equivalent that is responsible for engaging the auditor, receiving all reports and communications from the auditor, and ensuring that audit findings and recommendations are adequately addressed.
3. Management positively responds to prior questioned costs and control recommendation.
4. Management respects and adheres to program compliance requirements.
5. Key managers' responsibilities clearly defined.
6. Key managers have adequate knowledge and experience to discharge their responsibilities.
7. Staff are knowledgeable about compliance requirements and being given responsibility to communicate all instances of noncompliance to management.
8. Management's commitment to competence ensures that staff receive adequate training to perform their duties.
9. Management support of adequately collects information via a reporting system.

Risk Assessment is the entity's identification and analysis of risks relevant to achievement of its objectives, forming a basis for determining how the risks should be managed.

1. Program managers and staff understand and have identified key compliance objectives.
2. Organizational structure provides identification of risks of noncompliance:
 - Key managers have been given responsibility to identify and communicate changes (including alleged fraud, waste, or abuse).
 - Employees who require close supervision (e.g. inexperienced) are identified.
 - Management has identified and assessed complex operations, programs, or projects.
 - Management is aware of results of monitoring, audits, and reviews, and considers related risk of noncompliance.

3. Process established to implement changes in program objectives and procedures.

Control Activities are the policies and procedures that help ensure that management's directives are carried out.

1. Operating policies and procedures are clearly written, and communicated, and followed.

2. Procedures are in place to implement changes in laws, regulations, guidance, and funding agreements affecting federal awards.

3. Management has a procedure to prohibit overriding established controls.

4. Adequate segregation of duties provided between performance, review, and recordkeeping of a task.

5. Computer and program controls should include:

-Data entry controls, e.g., edit checks.

-Exception reporting.

-Access controls.

-Reviews of input and output data.

-Computer general controls and security controls (including protecting personally identifiable information).

6. Supervision of employees commensurate with their level of competence.

7. Personnel with adequate knowledge and experience to discharge responsibilities.

8. Equipment, inventories, cash, and other assets are secured physically and periodically inventoried (at least once every two years) and compared to recorded amounts.

9. If there is a governing Board, the Board conducts regular meetings where financial information is reviewed and the results of program activities and accomplishments are discussed. Written documentation is maintained of the matters addressed at such meetings.

Information and Communication are the identification, capture, and exchange of information in a form and time frame that enable people to carry out their responsibilities.

1. The accounting system provides for separate identification of federal and non-federal transactions and allocation of transactions applicable to both.

2. Adequate source documentation exists to support amounts and items reported.

Washington County (900) Public District - FY 2025 - Consolidated - Rev 0 - Assurances

* The local educational agency (LEA) hereby assures the state educational agency (SEA) that the LEA follows all regulations applicable for Single Audit, including those outlined below. All regulations in Uniform Grant Guidance (UGG), including those outlined below in instances where revisions to guidance occurs, the LEA assures it will follow all current regulations.

GRANTS AND AGREEMENTS [2 CFR 1.100]

§200.61	Internal Controls.
	Internal controls means a process, implemented by a LEA, designed to provide reasonable assurance regarding the achievement of objectives in the following categories: (a) Effectiveness and efficiency of operations; (b) Reliability of reporting for internal and external use; and (c) Compliance with applicable laws and regulations.
§200.62	Internal Control Over Compliance Requirements for Federal Awards
	Internal control over compliance requirements for federal awards means a process implemented by a LEA designed to provide reasonable assurance regarding the achievement of the following objectives for federal awards: (a) Transactions are properly recorded and accounted for, in order to: (1) Permit the preparation of reliable financial statements and Federal reports; (2) Maintain accountability over assets; and (3) Demonstrate compliance with Federal statutes, regulations, and the terms and conditions of the Federal award; (b) Transactions are executed in compliance with: (1) Federal statutes, regulations, and the terms and conditions of the Federal award that could have a direct and material effect on a Federal program; and (2) Any other Federal statutes and regulations that are identified in the Compliance Supplement; and (c) Funds, property, and other assets are safeguarded against loss from unauthorized use or disposition.
§200.201	Use of Grant Agreements (Including Fixed-Amount Awards), Cooperative Agreements, and Contracts
	(3) The LEA must certify in writing to the federal awarding agency or pass-through entity at the end of the federal award that the project or activity was completed or the level of effort was expended. If the required level of activity or effort was not carried out, the amount of the federal award must be adjusted.
§200.302	Financial Management
	(b)(4) Effective control over, and accountability for, all funds, property, and other assets. The LEA must adequately safeguard all assets and assure that they are used solely for authorized purposes. See § 200.303 Internal Controls.
§200.303	Internal Controls

	<p>The LEA must:</p> <p>(a) Establish and maintain effective internal control over the federal award that provides reasonable assurance that the LEA is managing the federal award in compliance with federal statutes, regulations, and the terms and conditions of the federal award. These internal controls shall comply with guidance in "Standards for Internal Control in the Federal Government" issued by the Comptroller General of the United States and the "Internal Control Integrated Framework", issued by the Committee of Sponsoring Organizations of the Treadway Commission (COSO).</p>
§200.305	<p>Payment</p> <p>(b)(6)(iv) A payment must not be made to a LEA for amounts that are withheld by the LEA from payment to contractors to assure satisfactory completion of work. A payment must be made when the LEA actually disburses the withheld funds to the contractors or to escrow accounts established to assure satisfactory completion of work.</p>
§200.318	<p>General Procurement Standards</p> <p>(a) LEAs must use its own documented procurement procedures which reflect applicable state and local laws and regulations provided that the procurements confirm to applicable federal law and regulations.</p>
§200.321	<p>Contracting with Small and Minority Businesses, Women's Business Enterprises, and Labor Surplus Area Firms</p> <p>(a) The LEA must take all necessary affirmative steps to assure that minority businesses, women's business enterprises, and labor surplus area firms are used when possible.</p> <p>(b) Affirmative steps must include:</p> <ol style="list-style-type: none"> (1) Placing qualified small and minority businesses and women's business enterprises on solicitation lists; (2) Assuring that small and minority businesses, and women's business enterprises are solicited whenever they are potential sources; (3) Dividing total requirements, when economically feasible, into smaller tasks or quantities to permit maximum participation by small and minority businesses, and women's business enterprises; (4) Establishing delivery schedules, where the requirement permits, which encourage participation by small and minority businesses, and women's business enterprises; (5) Using the services and assistance, as appropriate, of such organizations as the Small Business Administration and the Minority Business Development Agency of the Department of Commerce; and (6) Requiring the prime contractor, if subcontracts are to be let, to take the affirmative steps listed in paragraphs (1) through (5) of this section.
§200.324	<p>Federal Awarding Agency or Pass-Through Entity Review</p> <p>(c)(2) The LEA may self-certify its procurement system. Such self-certification must not limit the federal awarding agency's ability to survey the system. Under a self-certification procedure, the federal awarding agency may rely on written assurances from the LEA that it is complying with these standards. The LEA must cite specific policies, procedures, regulations, or standards as being in compliance with these requirements and have its system available for review.</p>
§200.325	<p>Bonding Requirements</p> <p>(a) A bid guarantee from each bidder equivalent to five percent of the bid price. The "bid guarantee" must consist of a firm commitment such as a bid bond, certified check, or other negotiable instrument accompanying a bid as assurance that the bidder will, upon acceptance of the bid, execute such contractual documents as may be required within the time specified.</p> <p>(c) A payment bond on the part of the contractor for 100 percent of the contract price. A "payment bond" is one executed in connection with a contract to assure payment as required by law of all persons supplying labor and material in the execution of the work provided for in the contract.</p>
§200.328	<p>Monitoring and Reporting Program Performance</p> <p>(a) The LEA is responsible for oversight of the operations of the federal award supported activities. The LEA must monitor its activities under federal awards to assure compliance with applicable federal requirements and performance expectations are being achieved. Monitoring by the LEA must cover each program, function or activity.</p>

§200.400	Policy Guide
	(c) The LEA, in recognition of its own unique combination of staff, facilities, and experience, has the primary responsibility for employing whatever form of sound organization and management techniques may be necessary in order to assure proper and efficient administration of the federal award.
	(e) In reviewing, negotiating and approving cost allocation plans or indirect cost proposals, the cognizant agency for indirect costs should generally assure that the LEA is applying these cost accounting principles on a consistent basis during their review and negotiation of indirect cost proposals. Where wide variations exist in the treatment of a given cost item by the LEA, the reasonableness and equity of such treatments should be fully considered. See § 200.56 Indirect (facilities & administrative (F&A)) costs.
§200.415	Required Certifications
	<p>(a) To assure that expenditures are proper and in accordance with the terms and conditions of the federal award and approved project budgets, the annual and final fiscal reports or vouchers requesting payment under the agreements must include a certification, signed by an official who is authorized to legally bind the LEA, which reads as follows: "By signing this report, I certify to the best of my knowledge and belief that the report is true, complete, and accurate, and the expenditures, disbursements and cash receipts are for the purposes and objectives set forth in the terms and conditions of the federal award. I am aware that any false, fictitious, or fraudulent information, or the omission of any material fact, may subject me to criminal, civil, or administrative penalties for fraud, false statements, false claims, or otherwise. (U.S. Code Title 18, § 1001 and Title 31, §§ 3729-3730 and 3801-3812)."</p> <p>(b) Certification of cost allocation plan or indirect (F&A) cost rate proposal.</p>
§200.427	Bonding Costs
	(a) Bonding costs arise when the federal awarding agency requires assurance against financial loss to itself or others by reason of the act or default of the LEA. They arise also in instances where the LEA requires similar assurance, including: bonds as bid, performance, payment, advance payment, infringement, and fidelity bonds for employees and officials.
§200.430	Compensation-Personal Services
	(a) General. Compensation for personal services includes all remuneration, paid currently or accrued, for services of employees rendered during the period of performance under the federal award, including but not necessarily limited to wages and salaries. Compensation for personal services may also include fringe benefits which are addressed in § 200.431 Compensation-Fringe Benefits. Costs of compensation are allowable to the extent that they satisfy the specific requirements of this part.
§200.440	Standards for Documentation of Personnel Expenses
	<p>(i) LEA personnel expenses must</p> <ol style="list-style-type: none"> 1. Be supported by a system of internal controls which provides reasonable assurance charges are accurate, allowable and allocable; 2. Be incorporated into official records; 3. Reasonably reflect total activity for which employee is compensated; 4. Encompass all activities (federal and non-federal); 5. Comply with established accounting policies and practices; and 6. Support distribution among specific activities or cost objectives.
§200.433	Contingency Provisions
	(c) Payments made by the federal awarding agency to the LEA's "contingency reserve" or any similar payment made for events the occurrence of which cannot be foretold with certainty as to the time or intensity, or with an assurance of their happening, are unallowable, except as noted in §§200.431 Compensation - fringe benefits regarding self-insurance, pensions, severance, and post-retirement health costs and 200.447 Insurance and indemnification.
§200.435	Defense and Prosecution of Criminal and Civil Proceedings, Claims, Appeals, and Patent Infringements

	(i) Costs which may be unallowable under this section, including directly associated costs, must be segregated and accounted for separately. During the pendency of any proceeding covered by paragraphs (b) and (f) of this section, the federal government must generally withhold payment of such costs. However, if in its best interests, the federal government may provide for conditional payment upon provision of adequate security, or other adequate assurance, and agreement to repay all unallowable costs, plus interest, if the costs are subsequently determined to be unallowable.
§200.521	Management Decisions
	(a) General. The management decision must clearly state whether or not the audit finding is sustained, the reasons for the decision, and the expected auditee action to repay disallowed costs, make financial adjustments, or take other action. If the auditee has not completed corrective action, a timetable for follow-up should be given. Prior to issuing the management decision, the Federal agency or pass-through entity may request additional information or documentation from the auditee, including a request for auditor assurance related to the documentation, as a way of mitigating disallowed costs. The management decision should describe any appeal process available to the auditee. While not required, the federal agency or pass-through entity may also issue a management decision on findings relating to the financial statements which are required to be reported in accordance with GAGAS.
App. II	F. CERTIFICATION.
	<p>1. Certification of Charges</p> <p>To assure that expenditures for federal awards are proper and in accordance with the agreement documents and approved project budgets, the annual and/or final fiscal reports or vouchers requesting payment under the agreements will include a certification, signed by an authorized official of the LEA, which reads "By signing this report, I certify to the best of my knowledge and belief that the report is true, complete, and accurate, and the expenditures, disbursements and cash receipts are for the purposes and intent set forth in the award documents. I am aware that any false, fictitious, or fraudulent information, or the omission of any material fact, may subject me to criminal, civil, or administrative penalties for fraud, false statements, false claims, or otherwise. (U.S. Code, Title 18, § 1001 and Title 31, §§ 3729-3733 and 3801-3812)".</p>

Washington County (900) Public District - FY 2025 - Consolidated - Rev 0 - Assurances

* **The Local Educational Agency (LEA) hereby assures the State Educational Agency (SEA) that the LEA complies with The Family Educational Rights and Privacy Act (FERPA) (20 U.S.C. §1232g; 34 CFR Part 99) including as outlined below:**

1. Parents or eligible students have the right to review the student's education records maintained by the LEA; to seek amendment of these records, and to consent to the disclosure to the personally identifiable information (PII) from education records.
2. The LEA annually notifies parents or eligible students of their rights under FERPA. The notice effectively informs parents and eligible students with disabilities, and/or parents and eligible students who have a primary or home language other than English.
3. The LEA gives full FERPA rights to either parent, unless the LEA has been provided with evidence that there is a court order, State statute, or legally binding document relating to such matters as divorce, separation, or custody that specifically revokes these rights.
4. When a student becomes an eligible student, the rights accorded to, and consent required of, parents transfer from the parents to the student. An eligible student is a student who has reached 18 years of age or is attending an institution of postsecondary education.

Washington County (900) Public District - FY 2025 - Consolidated - Rev 0 - Title I, Part A

* **The Local Educational Agency (LEA) hereby assures the State Educational Agency (SEA) that the LEA follows all regulations applicable for Title I-A, including those outlined below.**

1. Ensure that migratory children and formerly migratory children who are eligible to receive Title I service are selected to receive services on the same basis as other children selected to receive Title I services. (1112(c)(1))
2. Provide services to eligible children attending private elementary schools and secondary schools in accordance with section 1117, and timely and meaningful consultation with private school officials regarding Title I services. (1112(c)(2))
3. Participate, if selected in the National Assessment of Education Progress in reading and mathematics in grades 4 and 8. (1112(c)(3))
4. Coordinate and integrate services with other educational services at the local educational agency or individual school level, such as services for English learners, children with disabilities, migratory children, American Indian, Alaska Native, and Native Hawaiian children, and homeless children and youths, in order to increase program effectiveness, eliminate duplication and reduce fragmentation of the instructional program. (1112(c)(4))
5. Provide for the educational stability of children in foster care by designating a foster care liaison and adhering to the guidelines, policies and procedures set forth in 14 Del. C, §202A, 14 Del. Admin. C. §903, 14 Del. Admin. C. §505 and the MOU Between the DOE, LEAs and DSCYF (effective 7/1/18) which expands upon the Title I provisions related to foster care including, but not limited to best interest decisions and transportation
6. Develop and implement clear written procedures governing how transportation to maintain children in foster care in their school of origin when in their best interest will be provided, arranged, and funded for the duration of the time in foster care. (1112(c)(5)(B))
7. Ensure that all teachers and paraprofessionals working a program supported with funds under this part meet applicable state certification and licensure requirements, including any requirements for certification obtained through alternative routes to certification. (1112(c)(6))
8. Ensure that services to provide early childhood education services to low-income children below the age of compulsory school attendance comply with performance standards established under 641A(a) of the Head Start Act (42 U.S.C. 9836a(a)).
9. Establish and implement a district-wide salary schedule, a policy to ensure equivalence among schools in teachers, administrators and other staff, and policy to ensure equivalence among schools in the provision of curriculum materials and instructional supplies. (1118(c)(2)(A))
10. Demonstrate that the methodology used to allocate state and local funds to each school receiving Title I funds ensures that such schools receive all of the state and local funds it would otherwise receive if it were not receiving Title I funds. (1118(b)(2))
11. Conduct outreach to all parents and family members and implement programs, activities, and procedures for the involvement of parents and family members in Title I programs with meaningful consultation with parents. (1116(a)(1))
12. Jointly develop with, agree on with, and distribute to, parents and family members of Title I participating children a written parent and family engagement policy. (1116(a)(2))
13. Conduct, with meaningful parent and family involvement, an annual revision of the content and evaluation of the effectiveness of the parent and family engagement policy in improving the academic quality of Title I schools. Use the evaluation findings to design evidence-based strategies for more effective parent involvement. (1116 (2)(D);1116 (2)(E))
14. Involve parents and family members of Title I participating children in the decisions regarding how funds reserved for parent and family engagement are allotted for parental involvement activities. (1116(a)(3)(B))

15.	Notify parents of students attending Title I school at the beginning of each school year of the parents' right to request and receive in a timely manner, information regarding the professional qualifications of the student's classroom teachers, including at a minimum, the following: (i) whether the student's teacher-(I)has met state qualification and licensing criteria for the grade levels and subject areas in which the teacher provides instruction; (II) is teaching under emergency or other provisional status through which state qualification or licensing criteria have been waived; and (III) is teaching in the field of discipline of the certification of the teacher; (ii) whether the child is provided services by paraprofessionals and their qualifications. (1112(e)(1)(A))
16.	Provide to each individual parent of a child in a Title I school, information on the level of achievement and academic growth of the student, if applicable and available, on each of the state academic assessments required under this part; and timely notice that the student has been assigned, or has been taught for four or more consecutive weeks by a teacher who does not meet applicable state certification or licensure requirements at the grade level and subject area in which the teacher has been assigned. (1112(e)(1)(B))
17.	Notify, by the beginning of each school year, parents of students attending Title I schools of their right to request and receive in a timely manner, information regarding any state or local educational agency policy regarding student participation in any assessments mandated by section 1111(b)(2) and by the state or local educational agency, which shall include a policy, procedure, or parental right to opt the child out of such assessment, where applicable. (1112(e)(2)(A))
18.	Post on the local educational agency's website and, where practicable, on the website of each school serviced by the local educational agency, for each grade served by the local educational agency, information on each assessment required by the state to comply with section 1111, other assessments required by the state, and where such information is available and feasible to report, assessments required districtwide by the local educational agency, including: (i) subject matter to be assessed; (ii) purpose for which the assessment is designed and used; (iii) the source of the requirement for the assessment; and (iv) where such information is available. (1112(e)(2)(B))
19.	Use Title I funds to supplement the funds that would, in the absence of such federal funds, be made available from state and local funds to each school receiving Title I funds. (1118(b)(1))
20.	Demonstrate compliance with Section 1118(b)(1), within two years of the enactment of the Every Student Succeeds Act, through a methodology used to allocate state and local funds to each school receiving Title I funds to ensure that each school receives all of the state and local funds it would otherwise receive if it were not receiving Title I funds. (1118(b)(2), 1118(b)(5))
21.	Maintain the local educational agency's fiscal effort in accordance with Section 8521. (1118(a))
22.	Provide services to Title I schools that, taken as a whole, are at least comparable to services in schools that are not receiving Title I funds. (1118(c)(1)(A))
23.	Develop a written assurance that the local education agency has established and implemented an agency-wide salary schedule, a policy to ensure equivalence among schools in teachers, administrators and other staff, and a policy to ensure equivalence among schools in the provision of curriculum materials and instructional supplies. (1118(c)(2))
24.	Review all expenditures from the previous year's Consolidated Funding Application (CFA) and review the effectiveness level of each expenditure.

Washington County (900) Public District - FY 2025 - Consolidated - Rev 0 - Title I, Part C

* **Assurances: The Local Education Agency (LEA) hereby assures the State Education Agency (SEA) that the LEA will:**

Title I, Part C Assurances

(1)	Be responsible for:
(a)	Pre-screening all students with the Occupational Survey
(b)	Referring potential migratory children and youth to the identification and recruitment team
(c)	Providing instructional and support services to migratory children and youth
(d)	Providing professional development for teachers and tutors of migratory children and youth
(e)	Facilitating and managing an LEA-level Migratory parent advisory committee (PAC)
(f)	Selecting a parent from the LEA-level PAC to work on the State-level PAC
(g)	Submitting and transferring required data as needed to the contract vendor
(2)	Funds received under Title I, Part C funding will be used only for programs and projects, including the acquisition of equipment to coordinate such program and projects with similar programs and projects within the state as well as with other federal programs that can benefit migratory children and their families.
(3)	Such programs and projects will be carried out in a manner consistent with the objectives of ESEA section 1114, subsections (b) and (d) of section 1115, subsections (b) and (c) of section 1120A.
(4)	In the planning and operation of programs and projects at both the State and LEA level there is consultation with parent advisory councils for programs of one school year in duration, and that all such programs and projects are carried out in a manner that provides for the same parental involvement as is required for programs and projects under section 1118, unless extraordinary circumstances make such provision impractical; and in a format and language understandable to the parents.
(5)	In planning and carrying out such programs and projects, there has been, and will be, adequate provision for addressing the unmet education needs of preschool migratory children.
(6)	The effectiveness of such programs and projects will be determined, where feasible, using the same approaches and standards that will be used to assess the performance of students, schools, and local educational agencies under Title I, Part A.
(7)	To the extent feasible, such programs and projects will provide for advocacy and outreach activities for migratory children and their families, including informing such children and families of, or helping such children and families gain access to, other education, health, nutrition, and social services; professional development programs, including mentoring, for teachers and other program personnel; family literacy programs, including such programs that use models developed under Even Start; the integration of information technology into educational and related programs; and programs to facilitate the transition of secondary school students to postsecondary education or employment
(8)	The LEA will assist the State and U.S. Secretary of Education in determining the number of migratory children under paragraphs ESSA § 1303(a)(1) (A) and 1303(a)(2)(B) through such procedures as the State or Secretary may require.

(9)	In providing services with funds received under this part, each recipient of such funds shall give priority to migratory children who are failing, or most at risk of failing, to meet the State's challenging State academic content standards and challenging State student academic achievement standards, and whose education has been interrupted during the regular school year.
(10)	The LEA assures that a child who ceases to be a migratory child during a school term shall be eligible for services until the end of such term.
(11)	The LEA assures that, to the extent that it has migrant-eligible students as evidenced by their Certificates of Eligibility (COEs) issued by the State MEP contractor, the LEA will properly code such students in its Student Information System (SIS) and that the LEA will timely respond to any request(s) for data and information from the Tennessee Department of Education or the State MEP contractor in conformance with all applicable laws and regulations, including but not limited to the federal Family Educational Rights and Privacy Act ("FERPA") (20 U.S.C. §1232g; 34 CFR Part 99).
(12)	Review all expenditures from the previous year's Consolidated Funding Application (CFA) and review the effectiveness level of each expenditure.

Washington County (900) Public District - FY 2025 - Consolidated - Rev 0 - Title I, Part D LEA

Subpart 2- Local Education Agency Programs for Youth Who are Delinquent

* **The Local Educational Agency (LEA) hereby assures the State Educational Agency (SEA) that the LEA follows all regulations applicable for Title I-D, including those outlined below.**

LEA APPLICATIONS: Each local educational agency desiring assistance under this subpart shall submit an application to the State educational agency that contains such information as the SEA may require. Each such application shall include - [ESEA §1423]

(1) a description of the program to be assisted;

(2) a description of formal agreements, regarding the program to be assisted, between-

(A) the local educational agency; and

(B) correctional facilities and alternative school programs serving children and youth involved with the juvenile justice system;

(3) as appropriate, a description of how participating schools will coordinate with facilities working with delinquent children and youth to ensure that such children and youth are participating in an education program comparable to one operating in the local school such youth would attend;

(4) a description of the program operated by participating schools to facilitate the successful transition of children and youth returning from correctional facilities and, as appropriate, the types of services that such schools will provide such children and youth and other at-risk children and youth;

(5) a description of the characteristics (including, but not limited to learning difficulties, substance abuse problems, and other special needs) of the children and youth who will be returning from correctional facilities and, as appropriate, other at-risk children and youth expected to be served by the program, and a description of how the school will coordinate existing educational programs to meet the unique educational needs of such children and youth;

(6) as appropriate, a description of how schools will coordinate with existing social, health, and other services to meet the needs of students returning from correctional facilities, at-risk children or youth, and other participating children or youth, including, but not limited to prenatal health care and nutrition services related to the health of the parent and the child or youth, parenting and child development classes, child care, targeted reentry and outreach programs, referrals to community resources, and scheduling flexibility;

(7) as appropriate, a description of any partnerships with institutions of higher education or local businesses to facilitate postsecondary and workforce success for children and youth returning from correctional facilities, such as through participation in credit-bearing coursework while in secondary school, enrollment in postsecondary education, participation in career and technical education programming, and mentoring services for participating students;

(8) as appropriate, a description of how the program will involve parents and family members in efforts to improve the educational achievement of their children, assist in dropout prevention activities, and prevent the involvement of their children in delinquent activities;

(9) a description of how the program under this subpart will be coordinated with other Federal, State, and local programs, such as programs under title I of the Workforce Innovation and Opportunity Act and career and technical education programs serving at-risk children and youth;

(10) a description of how the program will be coordinated with programs operated under the Juvenile Justice and Delinquency Prevention Act of 1974 and other comparable programs, if applicable;

(11) as appropriate, a description of how schools will work with probation officers to assist in meeting the needs of children and youth returning from correctional facilities;

(12) a description of the efforts participating schools will make to ensure correctional facilities working with children and youth are aware of a child's or youth's existing individualized education program; and

(13) as appropriate, a description of the steps participating schools will take to find alternative placements for children and youth interested in continuing their education but unable to participate in a traditional public school program.

USES OF FUNDS. Funds provided to local educational agencies under this subpart may be used, as appropriate, for- [ESEA §1424]

(a) IN GENERAL. -

- (1) programs that serve children and youth returning to local schools from correctional facilities, to assist in the transition of such children and youth to the school environment and help them remain in school in order to complete their education;
- (2) dropout prevention programs which serve at-risk children and youth;
- (3) the coordination of health and social services for such individuals if there is a likelihood that the provision of such services, including day care, drug and alcohol counseling, and mental health services, will improve the likelihood such individuals will complete their education;
- (4) special programs to meet the unique academic needs of participating children and youth, including career and technical education, special education, career counseling, curriculum-based youth entrepreneurship education, and assistance in securing student loans or grants for postsecondary education;
- (5) programs providing mentoring and peer mediation;
- (6) programs for at-risk Indian children and youth, including such children and youth in correctional facilities in the area served by the local educational agency that are operated by the Secretary of the Interior or Indian tribes; and
- (7) pay for success initiatives.

(b) CONTRACTS AND GRANTS. - A local educational agency may use a subgrant received under this subpart to carry out the activities described under paragraphs (1) through (7) of subsection (a) directly or through subgrants, contracts, or cooperative agreements.

PROGRAM REQUIREMENTS FOR CORRECTIONAL FACILITIES RECEIVING FUNDS UNDER THIS SECTION. Each correctional facility entering into an agreement with a local educational agency under section 1423(2) to provide services to children and youth under this subpart shall-[ESEA §1425]

- (1) where feasible, ensure that educational programs in the correctional facility are coordinated with the student's home school, particularly with respect to a student with an individualized education program under part B of the Individuals with Disabilities Education Act;
- (2) if the child or youth is identified as in need of special education services while in the correctional facility, notify the local school of the child or youth of such need;
- (3) where feasible, provide transition assistance to help the child or youth stay in school, including coordination of services for the family, counseling, assistance in accessing drug and alcohol abuse prevention programs, tutoring, and family counseling;
- (4) provide support programs that encourage children and youth who have dropped out of school to reenter school and attain a regular high school diploma once their term at the correctional facility has been completed, or provide such children and youth with the skills necessary to gain employment or seek a regular high school diploma or its recognized equivalent;
- (5) work to ensure that the correctional facility is staffed with teachers and other qualified staff who are trained to work with children and youth with disabilities taking into consideration the unique needs of such children and youth;
- (6) ensure that educational programs in the correctional facility are related to assisting students to meet the challenging State academic standards;
- (7) to the extent possible, use technology to assist in coordinating educational programs between the correctional facility and the community school;
- (8) where feasible, involve parents in efforts to improve the educational achievement of their children and prevent the further involvement of such children in delinquent activities;
- (9) coordinate funds received under this subpart with other local, State, and Federal funds available to provide services to participating children and youth, such as funds made available under title I of the Workforce Innovation and Opportunity Act, and career and technical education funds;

(10) coordinate programs operated under this subpart with activities funded under the Juvenile Justice and Delinquency Prevention Act of 1974 and other comparable programs, if applicable;

(11) if appropriate, work with local businesses to develop training, curriculum-based youth entrepreneurship education, and mentoring programs for children and youth;

(12) upon the child's or youth's entry into the correctional facility, work with the child's or youth's family members and the local educational agency that most recently provided services to the child or youth (if applicable) to ensure that the relevant and appropriate academic records and plans regarding the continuation of educational services for such child or youth are shared jointly between the correctional facility and local educational agency in order to facilitate the transition of such children and youth between the local educational agency and the correctional facility; and

(13) consult with the local educational agency for a period jointly determined necessary by the correctional facility and local educational agency upon discharge from that facility, to coordinate educational services so as to minimize disruption to the child's or youth's achievement.

ACCOUNTABILITY. The SEA may - [ESEA §1426]

(1) reduce or terminate funding for projects under this subpart if a local educational agency does not show progress in the number of children and youth attaining a regular high school diploma or its recognized equivalent; and

(2) require correctional facilities or institutions for neglected or delinquent children and youth to demonstrate, after receiving assistance under this subpart for 3 years, that there has been an increase in the number of children and youth returning to school, attaining a regular high school diploma or its recognized equivalent, or attaining employment after such children and youth are released.

PROGRAM EVALUATIONS. [ESEA §1431]

(a) **SCOPE OF EVALUATION.** - Each State agency or local educational agency that conducts a program under subpart 1 or 2 shall evaluate the program, disaggregating data on participation by gender, race, ethnicity, and age while protecting individual student privacy, not less than once every 3 years, to determine the program's impact on the ability of participants-

(1) to maintain and improve educational achievement and to graduate from high school in the number of years established by the State under either the four-year adjusted cohort graduation rate or the extended-year adjusted cohort graduation rate, if applicable;

(2) to accrue school credits that meet State requirements for grade promotion and high school graduation;

(3) to make the transition to a regular program or other education program operated by a local educational agency or school operated or funded by the Bureau of Indian Education;

(4) to complete high school (or high school equivalency requirements) and obtain employment after leaving the correctional facility or institution for neglected or delinquent children and youth; and

(5) as appropriate, to participate in postsecondary education and job training programs.

(b) **EXCEPTION.** - The disaggregation required under subsection (a) shall not be required in a case in which the number of students in a category is insufficient to yield statistically reliable information or the results would reveal personally identifiable information about an individual student.

(c) **EVALUATION MEASURES.** - In conducting each evaluation under subsection (a), a State agency or local educational agency shall use multiple and appropriate measures of student progress.

(d) **EVALUATION RESULTS.** - Each State agency and local educational agency shall-

(1) submit evaluation results to the State educational agency and the Secretary; and

(2) use the results of evaluations under this section to plan and improve subsequent programs for participating children and youth.

The LEA assures that it will:

1. Monitor all facilities that receive Title I, Subpart Two to ensure that the facility is complying with all applicable statutory and regulatory requirements.
2. Maintain all formal agreements it has made with all facilities that receive Title I, D Subpart Two funding.
3. Evaluate the program, disaggregating Consolidated State Performance Report (CSPR) data on participating by gender, race, ethnicity, and age annually to determine the program's effect on the ability of participants to:
 - a. Maintain and improve educational achievement;
 - b. Accrue school credits that meet State requirements for grade promotion and high school graduation;
 - c. Make the transition to a regular program or other education program operated by a LEA;
 - d. Complete high school (or high school equivalency requirements), and obtain employment after leaving the correctional facility or institution; and,
 - e. As appropriate, participate in postsecondary education and job training. In conducting each evaluation, the LEA agrees to use multiple and appropriate measures of student progress.
4. Submit the Consolidated State Performance Report (CSPR) evaluation results to the TN Department of Education and/or the U.S. Department of Education and use the results of these evaluations to plan and improve subsequent programs for participating children and youth.
5. Assess student needs through testing and surveys and include data in needs assessment.
6. Verify that the facility has a process for identifying and serving students with special needs.
7. Ensure the Title I, D Subpart Two program is supplemental.
8. The LEA will ensure the program operated in participating facilities is comparable to the programs offered by the public schools that students would otherwise attend.
9. The LEA provides assurance that, when applicable, the facility will coordinate with other Federal, state, and local programs, such as programs under Title I of the Workforce Innovation and Opportunity Act (WIOA) and career and technical education programs serving at-risk children and youth.
10. The LEA provides assurance that, when applicable, the facility will coordinate with programs operated under the Juvenile Justice and Delinquency Prevention Act of 1974 and other comparable programs.
11. The LEA provides assurance that if the correctional facility or delinquent facility is working with students with disabilities, the facility staff is made aware of the student's individualized education programs (IEP) and their responsibility for serving this group of students under state and federal law.
12. Submit the Annual Child Count data to the TN Department of Education.
13. Review all expenditures from the previous year's Consolidated Funding Application (CFA) and review the effectiveness level of each expenditure.

Washington County (900) Public District - FY 2025 - Consolidated - Rev 0 - English Learner Requirements

* **The Local Education Agency (LEA) hereby assures the State Education Agency (SEA) that:**

- | | |
|-----|---|
| 1. | The home language survey is administered one time at initial enrollment. This survey is kept in the student's cumulative folder and will be forwarded to the receiving school when/if the student leaves the school in which s/he initially enrolled. |
| 2. | Students for whom any HLS questions are answered as a language other than English are further interviewed to determine if the screener should be administered. |
| 3. | All students who could potentially be identified as EL are screened with the correct English language proficiency screener. |
| 4. | EL parents of non-English language background students and EL students are identified and served through translation or interpretation as needed. |
| 5. | Students who are identified as EL will receive at least the minimum services outlined in TN State Board of Education Rule 0520-01-19 whether or not the district is receiving Title III funds. |
| 6. | All teachers of EL students are providing accommodations and language supports as required to make both academic and ESL standards accessible. |
| 7. | For EL students whose parents/guardians have waived ESL services through the alternative language program, the ESL services are provided through the classroom teachers who must be trained on ESL standards. |
| 8. | Students are not retained in grade-level classes if English language acquisition is a factor in the decision for retention. |
| 9. | All students are receiving culturally appropriate and culturally sensitive instruction in all classes. |
| 10. | EL students are eligible for all school and extra-curricular programs. If their rate of participation is not comparable to that of non-EL students, the LEA is taking an active role in achieving equity through a well-designed written plan. |
| 11. | All ELs are age appropriate for the grade level in which they are placed. |
| 12. | All students are provided accommodations as needed to access TNReady and other assessments. |
| 13. | Each EL student with a disability has an ESL professional on his/her IEP team if the student has an IEP. |
| 14. | All English learners are assessed annually in English Language Proficiency until exit from services. [§ 1111(b)(2)(G)]. |
| 15. | All English learners are assessed annually in 3-8, and at least once in high school, for English Language Arts and Math. [§ 1111(b)(2)(B)(v)]. |
| 16. | All English learners who are entitled to other services receive them. (20 U.S.C. §§ 1400-1419; 34 C.F.R. pt. 300) (29 U.S.C. § 794 and 34 C.F.R. pt. 104). |

Resources

[Click here to open the Consolidated Funding Application Guide.](#)

Washington County (900) Public District - FY 2025 - Consolidated - Rev 0 - English Learner Requirements

* **The Local Education Agency (LEA) hereby assures the State Education Agency (SEA) that the LEA will:**

1.	Comply with section 1112(e)(3)(A)&(B) prior to, and throughout, each school year as of the date of application. (3116(b)(4)(A))
	a. Inform parents of English learners who are identified for participation in language instruction programs during the school year within 30 calendar days of their identification.
2.	Not be in violation of any state law, including state constitutional law, regarding the education of English learners, consistent with sections 3125 and 3126. (3116(b)(4)(B))
3.	Consult with teachers, researchers, school administrators, parents and family members, community members, public or private entities, and institutions of higher education, in developing and implementing Title III. (3116(b)(4)(C))
4.	Coordinate activities, if applicable, and share relevant data with local Head Start and Early Head Start agencies, including migrant and seasonal Head Start agencies, and other early childhood education providers. (3116(b)(4)(D))
5.	Ensure that all teachers in any language instruction educational program for English learners that is, or will be, funded by Title III are fluent in English and any other language used for instruction, including having written and oral communication skills. (3116(c))
6.	Submit a report to the state upon request in a form prescribed by the state on the activities conducted and children served by Title III. (3121(a))
7.	Implement an effective means of outreach to parents of English learners to inform them of how they can be involved in the education of their children, be active participants in assisting their child in attaining English proficiency, achieving at high levels within a well-rounded education, and meeting the challenging state academic standards expected of all students. (1112(e)(3)(C))
8.	Provide notice and information to parents in an understandable and uniform format, to the extent practicable, in a language that the parents can understand. (1112(e)(4))
9.	Conduct a self-assessment of the English Learner program on an annual basis, use the information to make programmatic changes or improvements, and use results to inform district goals around ESL programming (20 U.S.C. §1701-1720).
10.	Use funds to provide effective professional development to classroom teachers (including teachers in classroom settings that are not the settings of language instruction educational programs), principals and other school leaders, administrators, and other school or community-based organizational personnel. (3115(c)(2))
11.	Use funds to provide and implement other effective activities and strategies that enhance or supplement language instruction educational programs for English learners which shall include parent, family, and community engagement activities. (ESEA § 3115(c)(3))
12.	Comply with all requirements mandated by Tennessee State Board of Education ESL Rule 0520-01-19.
13.	Review all expenditures from the previous year's Consolidated Funding Application (CFA) and review the effectiveness level of each expenditure.

Program Assurances

Washington County (900) Public District - FY 2025 - Consolidated - Rev 0 - Title IV

* The Local Educational Agency (LEA) hereby assures the State Educational Agency (SEA) that the LEA follows all regulations applicable for Title IV, Part A, including those outlined below.

Title IV Assurances

(1)	Prioritize the distribution of funds to schools served by the LEA based on one or more of the following criteria-
(a)	Are among the schools with the greatest needs;
(b)	Have the highest percentages or numbers of children counted under section 1124(c) (i.e., children counted for purposes of basic grants to LEAs under Title I, Part A of the ESEA);
(c)	Are identified for comprehensive support and improvement under section 1111(c)(4)(D)(i) (i.e., are among the lowest-achieving schools);
(d)	Are implementing targeted support and improvement plans as described in section 1111(d)(2) (i.e., have consistently underperforming student subgroups); or
(e)	Are identified as a persistently dangerous public elementary
(2)	For an LEA or consortium that receives \$30,000 or more, we will use:
(a)	Not less than 20 percent of funds to support one or more of the activities authorized under section 4107 pertaining to well-rounded educational opportunities;
(b)	Not less than 20 percent of funds to support one or more activities authorized under section 4108 pertaining to safe and healthy students; and
(c)	A portion of funds to support one or more activities authorized under section 4109(a) pertaining to the effective use of technology, including an assurance that it will not use more than 15 percent of the remaining portion for purchasing technology infrastructure as described in section 4109(b).12
(3)	An LEA who receives \$30,000 or more in Title IV, Part A funds must meet the required minimums for each focus area (20% for Well-Rounded Educational Opportunities, 20% for Safe and Healthy Students, and a portion [1% or greater] of funds for the Effective Use of Technology) based on the allocation for that fiscal year. When funds are carried over, the LEA assures that there is a process and internal controls in place to track unspent required minimum funds from the prior fiscal year, in addition to the current year's required minimums.
(4)	Stakeholder engagements must include, but are not limited to: parents; teachers; principals; students; school leaders; charter school teachers, principals, and other school leaders, when applicable; Indian tribes or tribal organizations, when applicable; specialized instructional support personnel; local government representatives; community-based organizations; and others with relevant and demonstrated expertise. (ESEA section 4106(c)(1))
(5)	Annually report data to the SEA regarding the use of Title IV funds and progress toward meeting identified goals within the district plan. (ESEA section 4106(e)(1)(E).
(6)	Review all expenditures from the previous year's Consolidated Funding Application (CFA) and review the effectiveness level of each expenditure.
(7)	The LEA shall obtain prior written, informed consent from the parent of each child who is under 18 years of age to participate in any mental-health assessment or service that is funded under this title and conducted in connection with an elementary school or secondary school under this title. [ESSA § 4001(a)]

(8)	No funds under this title will be used for medical services or drug treatment or rehabilitation, except for integrated student supports, specialized instructional support services, or referral to treatment for impacted students, which may include students who are victims of, or witnesses to, crime or who illegally use drugs. [ESSA § 4001(b)]
(9)	No child will be required to obtain a prescription for a controlled substance, as defined in section 102 of the Controlled Substances Act (21 U.S.C. 802) as a condition of-receiving an evaluation or other service described under this title; or attending a school receiving assistance under this title. [ESSA § 4001(c)]
(10)	Comply with ESSA § 8526 regarding the prohibited use of funds.
(11)	Comply with TN SBE Policy 4.202 - Unsafe School Choice Policy (ESSA §8532), T.C.A. § 39-17-1309 regarding carrying weapons on school property (ESSA § 8561), and T.C.A. § 39-17-1604 regarding places where smoking and use of vapor products is prohibited (ESSA §8573).

Assurances

Washington County (900) Public District - FY 2025 - Consolidated - Rev 0 - Equitable Services for Non-Public Schools

The Local Educational Agency (LEA) hereby assures the State Educational Agency (SEA) that the LEA follows all regulations applicable to the assurances outlined below:

The LEA has engaged in timely and meaningful consultation, as required by ESEA 1117(b)(1), and maintains all required documentation to support such consultation.

The LEA will ensure that services to Title I non-public students are provided in a timely fashion, in accordance with agreements made as a result of meaningful consultation with non-public/private school representatives.

The LEA will obligate all non-public/private school funds during the fiscal year in which allocated and in support of services agreed upon as a result of required consultation.

The LEA will engage in ongoing consultation with participating non-public/private school representatives as necessary to ensure fidelity of implementation of agreed-upon services and to monitor the effectiveness of services.

Allocations

Washington County (900) Public District - FY 2025 - Consolidated - Rev 0 - Allocations

Allocation Type	(1) ESEA Con. Admin	(2)	Title I-A (3) School-wide Pool	(4) Title I-A Neglected	(5)	Title I-C (6)	Title I-D LEA (7)	Title I-D SA (8)	Title II-A (9)	Title III (10)	Title IV (11)	Title V (12) IDEA, Part B	(13) IDEA Preschool	Total	
			CFDA: 84.010A	CFDA: 84.010A			CFDA: 84.010A	CFDA: 84.013A	CFDA: 84.367A	CFDA: 84.365A	CFDA: 84.424A	CFDA: 84.358A	CFDA: 84.027A	CFDA: 84.173A	
Original	\$0.00		\$1,573,509.52	\$0.00	\$0.00	\$1,271.86	\$44,810.82	\$0.00	\$301,320.77	\$8,831.69	\$120,039.56	\$0.00	\$2,105,644.00	\$67,469.00	\$4,222,897.22
Incoming Carryover	\$0.00		\$0.00	\$0.00	\$0.00	\$0.00	\$0.00	\$0.00	\$0.00	\$0.00	\$0.00	\$0.00	\$0.00	\$0.00	\$0.00
Outgoing Carryover	\$0.00		\$0.00	\$0.00	\$0.00	\$0.00	\$0.00	\$0.00	\$0.00	\$0.00	\$0.00	\$0.00	\$0.00	\$0.00	\$0.00
Reallocated	\$0.00		\$0.00	\$0.00	\$0.00	\$0.00	\$0.00	\$0.00	\$0.00	\$0.00	\$847.44	\$0.00	\$0.00	\$0.00	\$847.44
Additional	\$0.00		\$0.00	\$0.00	\$0.00	\$0.00	\$0.00	\$0.00	\$2,497.42	\$0.00	\$0.00	\$0.00	\$0.00	\$0.00	\$2,497.42
Released	\$0.00		\$0.00	\$0.00	\$0.00	\$0.00	\$0.00	\$0.00	\$0.00	\$0.00	\$0.00	\$0.00	\$0.00	\$0.00	\$0.00
Consortium	\$0.00		\$0.00	\$0.00	\$0.00	\$0.00	\$0.00	\$0.00	\$0.00	\$0.00	\$0.00	\$0.00	\$0.00	\$0.00	\$0.00
Special Award	\$0.00		\$0.00	\$0.00	\$0.00	\$0.00	\$0.00	\$0.00	\$0.00	\$0.00	\$0.00	\$0.00	\$0.00	\$0.00	\$0.00
FER Released	\$0.00		\$0.00	\$0.00	\$0.00	\$0.00	\$0.00	\$0.00	\$0.00	\$0.00	\$0.00	\$0.00	\$0.00	\$0.00	\$0.00
Total	\$0.00		\$1,573,509.52	\$0.00	\$0.00	\$1,271.86	\$44,810.82	\$0.00	\$303,818.19	\$8,831.69	\$120,887.00	\$0.00	\$2,105,644.00	\$67,469.00	\$4,226,242.08

Allocation Transfers	(1) ESEA Con. Admin	(2)	Title I-A (3) School-wide Pool	(4) Title I-A Neglected	(5)	Title I-C (6)	Title I-D LEA (7)	Title I-D SA (8)	Title II-A (9)	Title III (10)	Title IV (11)	Title V (12) IDEA, Part B	(13) IDEA Preschool	Total		
			CFDA: 84.010A	CFDA: 84.010A			CFDA: 84.010A	CFDA: 84.013A	CFDA: 84.367A	CFDA: 84.365A	CFDA: 84.424A	CFDA: 84.358A	CFDA: 84.027A	CFDA: 84.173A		
From Title I-A	\$220,000.00		(\$220,000.00)	\$0.00										\$0.00		
From Title I-A Neglected	\$0.00			\$0.00										\$0.00		
From Title I-C	\$0.00			\$0.00		\$0.00								\$0.00		
From Title I-D LEA	\$7,500.00						(\$7,500.00)							\$0.00		
From Title II-A	\$45,000.00	Original	\$0.00	\$0.00	Original	\$0.00	Original	\$0.00	Original	(\$45,000.00)	Original	\$0.00	Original	\$0.00	\$0.00	
		Carryover	\$0.00		Carryover	\$0.00	Carryover	\$0.00	Carryover		Carryover	\$0.00	Carryover	\$0.00		
From Title III	\$0.00			\$0.00						\$0.00				\$0.00		
From Title IV	\$2,000.00	Original	\$0.00	\$0.00	Original	\$0.00	Original	\$0.00	Original	\$0.00	Original	\$0.00	Original	(\$2,000.00)	Original	\$0.00
		Carryover	\$0.00		Carryover	\$0.00	Carryover	\$0.00	Carryover		Carryover	\$0.00	Carryover		Carryover	\$0.00
From Title V	\$0.00			\$0.00										\$0.00		
From IDEA, Part B				\$0.00									\$0.00	\$0.00		
Total	\$274,500.00		\$1,353,509.52	\$0.00	\$0.00	\$1,271.86	\$37,310.82	\$0.00	\$258,818.19	\$8,831.69	\$118,887.00	\$0.00	\$2,105,644.00	\$67,469.00	\$4,226,242.08	

Budget Overview

Washington County (900) Public District - FY 2025 - Consolidated - Rev 0 - Title I, Part A

Indirect Cost Guide	
Total Allocation	\$1,353,509.52
Existing Budget In Categories Not Eligible for Indirect Cost	\$0.00
Total Available for Budgeting In Categories Eligible for Indirect Cost and Indirect Cost	\$1,353,509.52
Indirect Cost Rate	4.58%
Max Available Budget In Categories Eligible for Indirect Cost	\$1,294,233.63
Max Indirect Cost	\$59,275.89

Filter by Location: ▼

Account Number	71100 - Regular Instruction Program	72130 - Other Student Support	72210 - Support Services/Regular Instruction Program	99100 - Transfers Out	Total
Line Item Number					
116 - Teachers	871,838.00				871,838.00
163 - Educational Assistants	49,515.00		0.00		49,515.00
189 - Other Salaries & Wages	0.00	9,000.00	6,600.00		15,600.00
201 - Social Security	57,123.89	558.00	409.20		58,091.09
204 - Pensions	64,567.88	810.00	594.00		65,971.88
207 - Medical Insurance	214,973.80	0.00	0.00		214,973.80
212 - Employer Medicare	13,359.62	130.50	95.70		13,585.82
429 - Instructional Supplies & Materials	27,778.57				27,778.57
499 - Other Supplies and Materials	0.00	18,012.98	0.00		18,012.98
504 - Indirect Cost				5,000.00	5,000.00
524 - In-Service / Staff Development		0.00	8,142.38		8,142.38

Account Number	71100 - Regular Instruction Program	72130 - Other Student Support	72210 - Support Services/Regular Instruction Program	99100 - Transfers Out	Total
Line Item Number					
599 - Other Charges	0.00	5,000.00	0.00		5,000.00
Total	1,299,156.76	33,511.48	15,841.28	5,000.00	1,353,509.52
				Adjusted Allocation	1,353,509.52
				Remaining	0.00

Budget Overview

Washington County (900) Public District - FY 2025 - Consolidated - Rev 0 - Title I, Part D LEA

Indirect Cost Guide	
Total Allocation	\$37,310.82
Existing Budget In Categories Not Eligible for Indirect Cost	\$0.00
Total Available for Budgeting In Categories Eligible for Indirect Cost and Indirect Cost	\$37,310.82
Indirect Cost Rate	4.58%
Max Available Budget In Categories Eligible for Indirect Cost	\$35,676.83
Max Indirect Cost	\$1,633.99

Filter by Location: ▼

Account Number	71100 - Regular Instruction Program	72210 - Support Services/Regular Instruction Program	99100 - Transfers Out	Total
Line Item Number				
429 - Instructional Supplies & Materials	8,660.82			8,660.82
499 - Other Supplies and Materials	20,900.00	0.00		20,900.00
504 - Indirect Cost			500.00	500.00
524 - In-Service / Staff Development		4,000.00		4,000.00
599 - Other Charges	3,250.00	0.00		3,250.00
Total	32,810.82	4,000.00	500.00	37,310.82
			Adjusted Allocation	37,310.82
			Remaining	0.00

Budget Overview

Washington County (900) Public District - FY 2025 - Consolidated - Rev 0 - Title II, Part A

Indirect Cost Guide	
Total Allocation	\$258,818.19
Existing Budget In Categories Not Eligible for Indirect Cost	\$0.00
Total Available for Budgeting In Categories Eligible for Indirect Cost and Indirect Cost	\$258,818.19
Indirect Cost Rate	4.58%
Max Available Budget In Categories Eligible for Indirect Cost	\$247,483.45
Max Indirect Cost	\$11,334.74

Filter by Location: ▼

Account Number	72210 - Support Services/Regular Instruction Program	99100 - Transfers Out	Total
Line Item Number			
138 - Instructional Computer Personnel	106,425.70		106,425.70
189 - Other Salaries & Wages	67,666.00		67,666.00
201 - Social Security	12,905.61		12,905.61
204 - Pensions	13,238.66		13,238.66
207 - Medical Insurance	48,825.00		48,825.00
212 - Employer Medicare	3,018.25		3,018.25
504 - Indirect Cost		1,000.00	1,000.00
524 - In-Service / Staff Development	5,738.97		5,738.97
Total	257,818.19	1,000.00	258,818.19
		Adjusted Allocation	258,818.19
		Remaining	0.00



- ePlan Home
- Administer
- Search
- Reports
- Inbox
- Planning
- Monitoring
- Funding
- Data and Information
- Reimbursement Requests
- Project Summary
- LEA Document Library
- Address Book
- TDOE Resources
- Help for Current Page
- Contact TDOE
- ePlan Sign Out

Whitaker, Jerry

Production
 Session Timeout
 (Hide Timer)

00:29:19

Consortia Budget Review

Washington County (900) Public District - FY 2025 - Consolidated - Rev 0 - English Learner Requirements

Go To

Previous Fiscal Year

Chris Malone-Greene County Schools Did the LEA participate in a consortium in the previous fiscal year (FY24)? - If yes, please check the box and then identify who the fiscal agent was for the previous fiscal year.

Current Fiscal Year

N/A - LEA is not joining a consortium for the current fiscal year.

* Please specify which LEA is serving as the Fiscal Agent for this consortium.

Greene County Schools

Consortium Member Budget

71100: Regular Instructional Education	Amount	Narrative Description
429 Instructional Supplies & Materials	\$ 3,000.00	Supplemental instructional supplies such as content texts, bilingual dictionaries, graphic
Sub-Total: 71100 Subtotal Regular Instructional Education	\$ 3,000.00	
72130: Support Services / Other Student Support	Amount	Narrative Description
499 Other Supplies & Materials	\$ 2,963.41	Supplemental supplies and materials to extended academic and cultural learning for
Sub-Total: 72130 Support Services / Other Student Support	\$ 2,963.41	
72210: Regular Instructional Program Support Services	Amount	Narrative Description
524 In Service/Staff Development	\$ 2,691.65	Supplemental conferences and training for ESL and Gen Ed teachers to enhance academic EL
Sub-Total: 72210 Regular Instructional Program Support Services	\$ 2,691.65	
72710: Support Services / Transportation	Amount	Narrative Description
599 Other Charges	\$ 176.63	Indirect Cost (Consortium fiscal agent)
Sub-Total: 72710 Support Services / Transportation	\$ 176.63	
Grand Total	\$ 8,831.69	
Allocation	\$ 8,831.69	
Remaining	\$ 0.00	

Resources

[Click here to open the Consolidated Funding Application Guide.](#)

Go To

2024-2025 COACHING SUPPLEMENTS

School	Sport	Band	Vol Music	Yearbook	Dollar Amt	5%
BCE	Baseball				\$1,600.00	\$1,680.00
BCE	Basketball Boys				\$2,200.00	\$2,310.00
BCE	Basketball Girls				\$2,200.00	\$2,310.00
BCE	Cheerleading				\$1,450.00	\$1,523.00
BCE	Cross Country				\$500.00	\$525.00
BCE	Softball				\$1,600.00	\$1,680.00
BCE	Track				\$1,600.00	\$1,680.00
BCE	Volleyball				\$1,450.00	\$1,523.00
BCE		Band				\$0.00
BCE				Yearbook	\$150.00	\$158.00
BCE			VolMusic		\$200.00	\$210.00
DBHS	AD				\$4,000.00	\$4,200.00
DBHS	Baseball Var Head				\$3,000.00	\$3,150.00
DBHS	Baseball Var Asst				\$2,200.00	\$2,310.00
DBHS	Baseball Asst/Fresh				\$1,800.00	\$1,890.00
DBHS	Baseball Asst				\$1,200.00	\$1,260.00
DBHS	Basketball Head Boy				\$3,500.00	\$3,675.00
DBHS	Basketball Asst Var Boy				\$2,800.00	\$2,940.00
DBHS	Basketball Asst Boy				\$2,500.00	\$2,625.00
DBHS	Basketball Fresh Boy				\$2,200.00	\$2,310.00
DBHS	Basketball Head Girl				\$3,500.00	\$3,675.00
DBHS	Basketball Asst Var Girl				\$2,800.00	\$2,940.00
DBHS	Basketball Asst Girl				\$2,500.00	\$2,625.00
DBHS	Basketball Fresh Girl				\$2,200.00	\$2,310.00
DBHS	Cross Country Boy				\$2,100.00	\$2,205.00
DBHS	Cross County Girl				\$2,100.00	\$2,205.00
DBHS	Cheerleading Asst				\$1,800.00	\$1,890.00
DBHS	Cheerleading				\$2,000.00	\$2,100.00
DBHS	Dance				\$600.00	\$630.00
DBHS	Float				\$1,500.00	\$1,575.00
DBHS	Football Head				\$3,500.00	\$3,675.00
DBHS	Football Asst OC				\$2,800.00	\$2,940.00
DBHS	Football Asst DC				\$2,800.00	\$2,940.00
DBHS	Football Asst				\$2,200.00	\$2,310.00

2024-2025 COACHING SUPPLEMENTS

DBHS	Football Asst			\$2,200.00	\$2,310.00
DBHS	Football Asst			\$2,200.00	\$2,310.00
DBHS	Football Asst			\$2,200.00	\$2,310.00
DBHS	Golf Head			\$1,800.00	\$1,890.00
DBHS	Golf Asst			\$1,500.00	\$1,575.00
DBHS	Soccer Boys Head			\$3,000.00	\$3,150.00
DBHS	Soccer Boys Asst			\$2,200.00	\$2,310.00
DBHS	Soccer Girls Head			\$3,000.00	\$3,150.00
DBHS	Soccer Girls Asst			\$2,200.00	\$2,310.00
DBHS	Softball Head			\$3,000.00	\$3,150.00
DBHS	Softball Asst			\$2,200.00	\$2,310.00
DBHS	Softball Asst/Fresh			\$1,800.00	\$1,890.00
DBHS	Softball Asst			\$1,200.00	\$1,260.00
DBHS	Track Head Boys			\$3,000.00	\$3,150.00
DBHS	Track Asst Boys			\$2,200.00	\$2,310.00
DBHS	Track Head Girls			\$3,000.00	\$3,150.00
DBHS	Track Asst Girls			\$2,200.00	\$2,310.00
DBHS	Track Asst Boy/Girl			\$2,000.00	\$2,100.00
DBHS	Volleyball Head			\$3,000.00	\$3,150.00
DBHS	Volleyball Asst			\$2,200.00	\$2,310.00
DBHS	Volleyball Asst/Fresh			\$1,700.00	\$1,785.00
DBHS	Wrestling Girl Asst			\$1,700.00	\$1,785.00
DBHS	Wrestling Head Girl			\$2,500.00	\$2,625.00
DBHS	Wrestling Head Boy			\$2,500.00	\$2,625.00
DBHS	Wrestling Boy Asst			\$1,700.00	\$1,785.00
DBHS		Band		\$2,850.00	\$2,993.00
DBHS			VolMusic	\$1,500.00	\$1,575.00
DBHS			Yearbook	\$1,000.00	\$1,050.00
DBHS		Band		\$1,250.00	\$1,313.00
DCHS	AD			\$4,000.00	\$4,200.00
DCHS	Baseball Var Head			\$3,000.00	\$3,150.00
DCHS	Baseball Var Asst			\$2,200.00	\$2,310.00
DCHS	Baseball Asst/Fresh			\$1,800.00	\$1,890.00
DCHS	Baseball Asst			\$1,200.00	\$1,260.00
DCHS	Basketball Head Boy			\$3,500.00	\$3,675.00

2024-2025 COACHING SUPPLEMENTS

DCHS		Basketball Asst Var Boy	\$2,800.00			\$2,940.00
DCHS		Basketball Asst Boy	\$2,500.00			\$2,625.00
DCHS		Basketball Fresh Boy	\$2,200.00			\$2,310.00
DCHS		Basketball Head Girl	\$3,500.00			\$3,675.00
DCHS		Basketball Asst Var Girl	\$2,800.00			\$2,940.00
DCHS		Basketball Asst Girl	\$2,500.00			\$2,625.00
DCHS		Basketball Fresh Girl	\$2,200.00			\$2,310.00
DCHS		Cross Country Boy	\$2,100.00			\$2,205.00
DCHS		Cross County Girl	\$2,100.00			\$2,205.00
DCHS	Agnew, Lawren	Cheerleading Asst	\$1,800.00	IA	1	\$1,890.00
DCHS		Cheerleading	\$2,000.00			\$2,100.00
DCHS		Dance	\$600.00			\$630.00
DCHS		Float	\$1,500.00			\$1,575.00
DCHS		Football Head	\$3,500.00			\$3,675.00
DCHS		Football Asst OC	\$2,800.00			\$2,940.00
DCHS		Football Asst DC	\$2,800.00			\$2,940.00
DCHS		Football Asst	\$2,200.00			\$2,310.00
DCHS		Football Asst	\$2,200.00			\$2,310.00
DCHS		Football Asst	\$2,200.00			\$2,310.00
DCHS		Football Asst	\$2,200.00			\$2,310.00
DCHS		Golf Head	\$1,800.00			\$1,890.00
DCHS		Golf Asst	\$1,500.00			\$1,575.00
DCHS		Soccer Boys Head	\$3,000.00			\$3,150.00
DCHS		Soccer Boys Asst	\$2,200.00			\$2,310.00
DCHS		Soccer Girls Head	\$3,000.00			\$3,150.00
DCHS		Soccer Girls Asst	\$2,200.00			\$2,310.00
DCHS		Softball Head	\$3,000.00			\$3,150.00
DCHS		Softball Asst	\$2,200.00			\$2,310.00
DCHS		Softball Asst/Fresh	\$1,800.00			\$1,890.00
DCHS		Softball Asst	\$1,200.00			\$1,260.00
DCHS		Track Head Boys	\$3,000.00			\$3,150.00
DCHS		Track Asst Boys	\$2,200.00			\$2,310.00
DCHS		Track Head Girls	\$3,000.00			\$3,150.00
DCHS		Track Asst Girls	\$2,200.00			\$2,310.00
DCHS		Track Asst Boy/Girl	\$2,000.00			\$2,100.00

2024-2025 COACHING SUPPLEMENTS

DCHS	Volleyball Head			\$3,000.00	\$3,150.00
DCHS	Volleyball Asst			\$2,200.00	\$2,310.00
DCHS	Volleyball Asst/Fresh			\$1,700.00	\$1,785.00
DCHS	Wrestling Girl Asst			\$1,700.00	\$1,785.00
DCHS	Wrestling Head Girl			\$2,500.00	\$2,625.00
DCHS	Wrestling Head Boy			\$2,500.00	\$2,625.00
DCHS	Wrestling Boy Asst			\$1,700.00	\$1,785.00
DCHS		Band		\$2,850.00	\$2,993.00
DCHS			VolMusic	\$1,500.00	\$1,575.00
DCHS			Yearbook	\$1,000.00	\$1,050.00
DCHS		Band		\$1,250.00	\$1,313.00
FB	Baseball			\$1,600.00	\$1,680.00
FB	Basketball Boys			\$2,200.00	\$2,310.00
FB	Basketball Girls			\$2,200.00	\$2,310.00
FB	Cheerleading			\$1,450.00	\$1,523.00
FB	Cross Country			\$500.00	\$525.00
FB	Softball			\$1,600.00	\$1,680.00
FB	Track			\$1,600.00	\$1,680.00
FB	Volleyball			\$1,450.00	\$1,523.00
FB		Band			\$0.00
FB			Yearbook	\$150.00	\$158.00
FB			VolMusic	\$200.00	\$210.00
FB				\$250.00	\$263.00
Gray	Baseball			\$1,600.00	\$1,680.00
Gray	Basketball Boys			\$2,200.00	\$2,310.00
Gray	Basketball Girls			\$2,200.00	\$2,310.00
Gray	Cheerleading			\$1,450.00	\$1,523.00
Gray	Cross Country			\$500.00	\$525.00
Gray	Softball			\$1,600.00	\$1,680.00
Gray	Track			\$1,600.00	\$1,680.00
Gray	Volleyball			\$1,450.00	\$1,523.00
Gray		Band			\$0.00
Gray			Yearbook	\$150.00	\$158.00
Gray			VolMusic	\$200.00	\$210.00
Gray				\$250.00	\$263.00

2024-2025 COACHING SUPPLEMENTS

GV	Baseball			\$1,600.00	\$1,680.00
GV	Basketball Boys			\$2,200.00	\$2,310.00
GV	Basketball Girls			\$2,200.00	\$2,310.00
GV	Cheerleading			\$1,450.00	\$1,523.00
GV	Cross Country			\$500.00	\$525.00
GV	Softball			\$1,600.00	\$1,680.00
GV	Track			\$1,600.00	\$1,680.00
GV	Volleyball			\$1,450.00	\$1,523.00
GV		Band			\$0.00
GV			Yearbook	\$150.00	\$158.00
GV			VolMusic	\$200.00	\$210.00
JES	Baseball			\$1,600.00	\$1,680.00
JES	Basketball Boys			\$2,200.00	\$2,310.00
JES	Basketball Girls			\$2,200.00	\$2,310.00
JES	Cheerleading			\$1,450.00	\$1,523.00
JES	Cross Country			\$500.00	\$525.00
JES	Softball			\$1,600.00	\$1,680.00
JES	Track			\$1,600.00	\$1,680.00
JES	Volleyball			\$1,450.00	\$1,523.00
JES		Band			\$0.00
JES			Yearbook	\$150.00	\$158.00
JES			VolMusic	\$200.00	\$210.00
LAM	Baseball			\$1,600.00	\$1,680.00
LAM	Basketball Boys			\$2,200.00	\$2,310.00
LAM	Basketball Girls			\$2,200.00	\$2,310.00
LAM	Cheerleading			\$1,450.00	\$1,523.00
LAM	Cross Country			\$500.00	\$525.00
LAM	Softball			\$1,600.00	\$1,680.00
LAM	Track			\$1,600.00	\$1,680.00
LAM	Volleyball			\$1,450.00	\$1,523.00
LAM		Band			\$0.00
LAM			Yearbook	\$150.00	\$158.00
LAM			VolMusic	\$200.00	\$210.00
NorthCombine	Boys Soccer Head			\$1,800.00	\$1,890.00
NorthCombine	Boys Soccer Asst			\$1,200.00	\$1,260.00

2024-2025 COACHING SUPPLEMENTS

NorthCombine	Cross Country		\$500.00	\$525.00	
NorthCombine	Football Head		\$3,000.00	\$3,150.00	
NorthCombine	Football OC		\$2,000.00	\$2,100.00	
NorthCombine	Football DC		\$2,000.00	\$2,100.00	
NorthCombine	Football Special Teams		\$2,000.00	\$2,100.00	
NorthCombine	Football Asst Coach		\$1,500.00	\$1,575.00	
NorthCombine	Girls Soccer Head Fall		\$1,800.00	\$1,890.00	
NorthCombine	Girls Soccer Asst Fall		\$1,200.00	\$1,260.00	
NorthCombine	Wrestling		\$1,400.00	\$1,470.00	
RV	Baseball		\$1,600.00	\$1,680.00	
RV	Basketball Boys		\$2,200.00	\$2,310.00	
RV	Basketball Girls		\$2,200.00	\$2,310.00	
RV	Cheerleading		\$1,450.00	\$1,523.00	
RV	Cross Country		\$500.00	\$525.00	
RV	Softball		\$1,600.00	\$1,680.00	
RV	Track		\$1,600.00	\$1,680.00	
RV	Volleyball		\$1,450.00	\$1,523.00	
RV		Band		\$0.00	
RV			Yearbook	\$150.00	\$158.00
RV			VolMusic	\$200.00	\$210.00
SC	Baseball		\$1,600.00	\$1,680.00	
SC	Basketball Boys		\$2,200.00	\$2,310.00	
SC	Basketball Girls		\$2,200.00	\$2,310.00	
SC	Cheerleading		\$1,450.00	\$1,523.00	
SC	Cross Country		\$500.00	\$525.00	
SC	Softball		\$1,600.00	\$1,680.00	
SC	Track		\$1,600.00	\$1,680.00	
SC	Volleyball		\$1,450.00	\$1,523.00	
SC		Band		\$0.00	

2024-2025 COACHING SUPPLEMENTS

SC		Yearbook	\$150.00	\$158.00
SC		VolMusic	\$200.00	\$210.00
SouthCombine	Boys Soccer Head		\$1,800.00	\$1,890.00
SouthCombine	Boys Soccer Asst		\$1,200.00	\$1,260.00
SouthCombine	Cross Country		\$500.00	\$525.00
SouthCombine	Football Head		\$3,000.00	\$3,150.00
SouthCombine	Football OC		\$2,000.00	\$2,100.00
SouthCombine	Football DC		\$2,000.00	\$2,100.00
SouthCombine	Football Special Teams		\$2,000.00	\$2,100.00
SouthCombine	Football Asst Coach		\$1,500.00	\$1,575.00
SouthCombine	Girls Soccer Head Fall		\$1,800.00	\$1,890.00
SouthCombine	Girls Soccer Asst Fall		\$1,200.00	\$1,260.00
SouthCombine	Wrestling		\$1,400.00	\$1,470.00
SS	Baseball		\$1,600.00	\$1,680.00
SS	Basketball Boys		\$2,200.00	\$2,310.00
SS	Basketball Girls		\$2,200.00	\$2,310.00
SS	Cheerleading		\$1,450.00	\$1,523.00
SS	Cross Country		\$500.00	\$525.00
SS	Softball		\$1,600.00	\$1,680.00
SS	Track		\$1,600.00	\$1,680.00
SS	Volleyball		\$1,450.00	\$1,523.00
SS		Band		\$0.00
SS		Yearbook	\$150.00	\$158.00
SS		VolMusic	\$200.00	\$210.00
WV	Baseball		\$1,600.00	\$1,680.00
WV	Basketball Boys		\$2,200.00	\$2,310.00
WV	Basketball Girls		\$2,200.00	\$2,310.00
WV	Cheerleading		\$1,450.00	\$1,523.00
WV	Cross Country		\$500.00	\$525.00
WV	Softball		\$1,600.00	\$1,680.00
WV	Track		\$1,600.00	\$1,680.00
WV	Volleyball		\$1,450.00	\$1,523.00
WV		Band		\$0.00
WV		Yearbook	\$150.00	\$158.00
WV		VolMusic	\$200.00	\$210.00



Mr. Jerry S. Boyd
Superintendent

405 W. College St.
Jonesborough, TN 37659
Phone (423) 753-1100

May 28, 2024

Dear Board Members:

Several pieces of equipment purchased with federal funds are obsolete or have been deemed beyond repair. In accordance with federal guidelines, this equipment must be deleted from federal inventories. These items are listed on an attached form (see Washington County Department of Education Federal Disposition Report) for approval at the June 6, 2024 board meeting. This procedure is to provide assurance that all items being written off federal inventories are disposed of in compliance with Education Department General Admistrative Regulations (EDGAR) and other rules and regulations.

I am presenting these inventory items to the Board for disposition.

Sincerely,

Jerry Whitaker
Director of Federal Programs

Board of Directors

Annette Buchanan
Mary Beth Dellinger
Keith Ervin

Chad Fleenor
David Hammond
Gregg Huddlestone

Mike Masters
Whitney Riddle
Vince Walters

Washington County Department of Education Federal Disposition Report

Description of Property	Serial # or Other Identification Number	Cost	Acquisition Date (proj.yr.)	School	Location of Property	Insurance removal	Ready for Disposition	Reason	Type of Inventory
HP LaserJet Pro Printer	VBNLNCR5SB	\$408.49	4/26/2019	Asbury	Room 6	No	Yes	Beyond Repair	Title IV
Motorola Two-Way Radio	279C090118	\$150.83	4/26/2019	Asbury	Comp. Rm 13	No	Yes	Beyond Repair	Title IV
Motorola Two-Way Radio	278K281359	\$150.83	4/26/2019	Asbury	Room 2	No	Yes	Beyond Repair	Title IV
Motorola Two-Way Radio	278K190921	\$150.83	4/26/2019	Asbury	Principal's Office	No	Yes	Beyond Repair	Title IV
21ST COMPUTER Monitor	38BMQG1	\$692.00	2010.01 ARRA	DCHS	11-Grindstaff	Yes	Yes	Beyond Repair	Title I
LEXMARK E360dn PRINTER	72M51N6	\$254.98	2010.01 ARRA	DCHS	11-Grindstaff	No	Yes	Beyond Repair	Title I
Mobile Whiteboard Lux mb7240W	901-236768LUX	\$335.69	6/4/2021	DCHS	Gym - Amy Pleasant	No	Yes	Beyond Repair	Title I
SHELF	'SH-7	\$106.00	1993.01	FB	101-Vacant	No	Yes	Beyond Repair	Title I
SHELF	'SH-55	\$263.00	2006.01	FB	Library	No	Yes	Beyond Repair	Title I
TABLE	'T-29	\$231.55	6/18/1905	FB	Rm 101	No	Yes	Beyond Repair	Title I
SS 21ST COMP/HD	22BMQG1	\$544.00	2009.01	GRAY	104-ESL	Yes	Yes	Beyond Repair	Title I
APPLE iPad Wi-Fi 16GB Black	DMQNCXAJF182	\$379.00	9/30/2014	JES	Boling Closet-152	No	Yes	Obsolete	Title I
APPLE iPad Wi-Fi 16GB Black	DMQNCWE2F182	\$379.00	9/30/2014	JES	Boling Closet-152	No	Yes	Obsolete	Title I
APPLE iPad Wi-Fi 16GB Black	DMQNCXR9F182	\$379.00	9/30/2014	JES	Boling Closet-152	No	Yes	Obsolete	Title I
APPLE iPad Wi-Fi 16GB Black	MQNCXDYF182	\$379.00	9/30/2014	JES	Boling Closet-152	No	Yes	Obsolete	Title I
APPLE iPad Wi-Fi 16GB Black	DMQNCWBNF182	\$379.00	9/30/2014	JES	Boling Closet-152	No	Yes	Obsolete	Title I
APPLE iPad Wi-Fi 16GB Black	DMQNCWGZF182	\$379.00	9/30/2014	JES	Boling Closet-152	No	Yes	Obsolete	Title I
APPLE iPad Wi-Fi 16GB Black	DMQNCX2XF182	\$379.00	9/30/2014	JES	Boling Closet-152	No	Yes	Obsolete	Title I
APPLE iPad Wi-Fi 16GB Black	DMQNCW5YF182	\$379.00	9/30/2014	JES	Boling Closet-152	No	Yes	Obsolete	Title I
APPLE iPad Wi-Fi 16GB Black	DMQNCXADF182	\$379.00	9/30/2014	JES	152-Dugger	No	Yes	Obsolete	Title I
APPLE iPad Wi-Fi 16GB Black	DMQNFHJZF182	\$379.00	9/30/2014	JES	Boling Closet-152	No	Yes	Obsolete	Title I
APPLE iPad Wi-Fi 16GB Black	DMQNFVKF182	\$379.00	9/30/2014	JES	122-Conner	No	Yes	Obsolete	Title I
APPLE iPad Wi-Fi 16GB Black	DMQNFNRKF182	\$379.00	9/30/2014	JES	122-Conner	No	Yes	Obsolete	Title I
SHELF	'SH-30	\$106.00	1993.01	JES	150-Peek	No	Yes	Beyond Repair	Title I
SHELF	'SH-10	\$106.00	1993.01	JES	143-Woodward	No	Yes	Beyond Repair	Title I
SHELF	'SH-11	\$106.00	1993.01	JES	150-Peek	No	Yes	Beyond Repair	Title I
SHELF	'SH-35	\$106.00	1994.01	JES	150-Peek	No	Yes	Beyond Repair	Title I
SHELF	'SH-8	\$106.00	1993.01	JES	152-Boling	No	Yes	Beyond Repair	Title I
SHELF	'SH-34	\$106.00	1994.01	JES	150-Peek	No	Yes	Beyond Repair	Title I
Sit Upon Bench	55038-1	\$99.95	2006.01	JES	151-Haney	No	Yes	Beyond Repair	Title I
OCTAGONAL LIBRARY UNIT	'E380025A-01	\$399.99	2006.01	JES	152-Dugger	No	Yes	Beyond Repair	Title I
POCKET (6) LITERATURE RACK	'6PLR-002	\$139.99	2006.01	JES	152-Dugger	No	Yes	Beyond Repair	Title I
MOBILE BOOKCASE	'MB-5818-PY-01	\$199.99	2006.01	JES	152-Dugger	No	Yes	Beyond Repair	Title I
MOBILE BOOKCASE	'MB-5818-PY-02	\$199.99	2006.01	JES	152-Dugger	No	Yes	Beyond Repair	Title I
SHELF	'SH-49	\$168.00	2006.01	JES	152-Dugger	No	Yes	Beyond Repair	Title I
SHELF	'SH-57	\$168.00	2006.01	JES	152-Dugger	No	Yes	Beyond Repair	Title I
SHELF	'SH-62	\$263.00	2006.01	JES	152-Dugger	No	Yes	Beyond Repair	Title I
TABLE	'T-47	\$325.00	1998.01	JES	119-Kiernan	No	Yes	Beyond Repair	Title I
TABLE	'T-48	\$325.00	1998.01	JES	152-Dugger	No	Yes	Beyond Repair	Title I
TABLE	'T-49	\$325.00	1998.01	JES	152-Boling	No	Yes	Beyond Repair	Title I
TABLE	'T-50	\$325.00	1998.01	JES	142-Strong	No	Yes	Beyond Repair	Title I
OCTAGONAL LIBRARY UNIT	'E380025B-02	\$399.99	2006.01	JES	152-Dugger	No	Yes	Beyond Repair	Title I
POCKET (6) LITERATURE RACK	'6PLR001	\$139.99	2006.01	JES	152-Boling	No	Yes	Beyond Repair	Title I
DESK	'DSK-10	\$218.00	1993.01	JES	152-Dugger	No	Yes	Beyond Repair	Title I
SHELF	'SH-58	\$168.00	2006.01	JES	201-Meredith	No	Yes	Beyond Repair	Title I
SHELF	'SH-59	\$168.00	2006.01	JES	118-Snapp	No	Yes	Beyond Repair	Title I
STORAGE CABINET	'SC-1	\$242.20	1998.01	JES	156-Church	No	Yes	Beyond Repair	Title I
TABLE	'T-13	\$231.55	1996.01	JES	152-Boling	No	Yes	Beyond Repair	Title I
TABLE	'T-14	\$231.55	1996.01	JES	152-Boling	No	Yes	Beyond Repair	Title I
TABLE	'T-38	\$325.00	1998.01	JES	152-Dugger	No	Yes	Beyond Repair	Title I
TABLE	'T-39	\$325.00	1998.01	JES	152-Dugger	No	Yes	Beyond Repair	Title I
TS 21ST MONITOR	'CN-OF5035-64180-59T-28BS	\$186.00	2006.01	JMS	206-Washington	No	Yes	Obsolete	Title I
Easel	E-1	\$218.00	1993.01	JMS	206-Washington	No	Yes	Beyond Repair	Title I
FILE CABINET	'FC-3	\$200.00	1998.01	JMS	206-Washington	No	Yes	Beyond Repair	Title I
FILE CABINET	'FC-13	\$175.00	1992.01	JMS	206-Washington	No	Yes	Beyond Repair	Title I
FILE CABINET	'FC-9	\$200.00	1988.01	JMS	206-Washington	No	Yes	Beyond Repair	Title I
FILE CABINET	'FC-25	\$139.00	1999.01	JMS	206-Washington	No	Yes	Beyond Repair	Title I
FILE CABINET	FC-26	\$139.00	1999.01	JMS	206-Washington	No	Yes	Beyond Repair	Title I
FILE CABINET	'FC-27	\$139.00	1998.01	JMS	206-Washington	No	Yes	Beyond Repair	Title I
SMARTBOARD	'SB680R1300413	\$1,225.00	2008.01	JMS	206-Washington	Yes	Yes	Obsolete	Title I
SMARTBOARD	SB680-R2-498543	\$1,225.00	2008.01	JMS	109-Musselman	Yes	Yes	Obsolete	Title I
SHELF/SHORT	'SH-76	\$168.00	2006.01	JMS	206-Washington	No	Yes	Beyond Repair	Title I
SHELF/short	'SH-77	\$168.00	2006.01	JMS	206-Washington	No	Yes	Beyond Repair	Title I
SHELF/short	'SH-78	\$168.00	2006.01	JMS	206-Washington	No	Yes	Beyond Repair	Title I
TABLE	T-1SH-77	\$231.55	1996.01	JMS	105-Arnold	No	Yes	Beyond Repair	Title I
TABLE	'T-18	\$231.55	1996.01	JMS	105-Arnold	No	Yes	Beyond Repair	Title I
TABLE	'T-41	\$325.00	1998.01	JMS	206-Washington	No	Yes	Beyond Repair	Title I
TABLE	'T-42	\$325.00	1998.01	JMS	206-Washington	No	Yes	Beyond Repair	Title I
TS 21ST TECH TEACHER CART	'TTS-6	\$624.00	1994.01	JMS	206-Washington	Yes	Yes	Obsolete	Title I
STORAGE CABINET	'SC-5	\$215.00	2006.01	JMS	206-Washington Closet	No	Yes	Beyond Repair	Title I
SHELF/TALL	'SH-72	\$263.00	2006.01	JMS	110-Dulaney	No	Yes	Beyond Repair	Title I
SHELF/TALL	'SH-73	\$263.00	2006.01	JMS	206-Washington	No	Yes	Beyond Repair	Title I

Washington County Department of Education Federal Disposition Report

Description of Property	Serial # or Other Identification Number	Cost	Acquisition Date (proj.yr.)	School	Location of Property	Insurance removal	Ready for Disposition	Reason	Type of Inventory
SHELF/TALL	'SH-74	\$263.00	2006.01	JMS	206-Washington	No	Yes	Beyond Repair	Title I
SHELF/TALL	'SH-75	\$263.00	2006.01	JMS	110-Dulaney	No	Yes	Beyond Repair	Title I
TABLE	'T-19	\$231.55	1996.01	JMS	102-Hutson	No	Yes	Beyond Repair	Title I
TABLE (TRAPAZOID)	'T-51	\$325.00	1998.01	JMS	108-Taylor	No	Yes	Beyond Repair	Title I
TABLE (TRAPAZOID)	'T-52	\$325.00	1998.01	JMS	108-Taylor	No	Yes	Beyond Repair	Title I
TS 21ST TECH TEACHER CART	'TTS-13	\$443.00	1996.01	JMS	112-Bradley	No	Yes	Obsolete	Title I
Desk	DSK-1	\$218.00	1998.01	JMS	112-Bradley	No	Yes	Beyond Repair	Title I
Storage Cabinet	'SC-5	\$499.95	2006.01	JMS	ESL Room 204	No	Yes	Beyond Repair	Title III/ESL
SS 21ST COMP/HD	2DQ31D1	\$788.00	2007.01	LAMAR	167-Hill	Yes	Yes	Beyond Repair	Title I
SS 21ST MONITOR	CN-OWH318-72872-74B-8FFC	\$186.00	2007.01	LAMAR	167-Hill	No	Yes	Beyond Repair	Title I
SS 21ST COMP/HD	8DQ31D1	\$788.00	2007.01	LAMAR	167-Hill	Yes	Yes	Beyond Repair	Title I
SS 21ST COMP/HD	DCQ31D1	\$788.00	2007.01	LAMAR	167-Hill	Yes	Yes	Beyond Repair	Title I
SMARTBOARD	SB680R2984615	\$1,238.00	2012.01	LAMAR	167-Hill	Yes	Yes	Obsolete	Title I
TS 21ST SM MONITOR	'*CN-OF5035-64180-59D-37PK	\$186.00	2007.01	SC	107-McMillan	No	Yes	Beyond Repair	Title I
SMARTBOARD	'SB680R1300014	\$1,225.00	2008.01	WV	120-Computer Lab	Yes	Yes	Obsolete	Title I
Brigance Transition Skills Inventory	4446 TACC	\$323.40	3/18/2010	SSA	Classroom (AF)	No	Yes	Beyond Repair	Title 1 - TACF
Woodcock Johnson III	WJIII 9-23625	\$1,563.10	4/7/2009	SSA	Classroom	Yes	Yes	Beyond Repair	Title 1 - TACF
Hitachi Projector (part to #4709)	H0HU00049 Model CP-RX82	\$ -	9/10/2010 T	SSA	library	No	Yes	Beyond Repair	Title 1 - TACF
hard drive lenovo	R39027301001 Model R303HJU5	\$379.99	5/28/2017	SSA	Spanish 2 front class	No	Yes	Beyond Repair	Title 1 - TACF
monitor AOC	AHXH49A003968	\$74.99	5/28/2017	SSA	right front corner front class	No	Yes	Beyond Repair	Title 1 - TACF
laptop Dell	17562109502 Model 82G0YF2	\$299.99	5/28/2017	SSA	back class	No	Yes	Beyond Repair	Title 1 - TACF
laptop Dell	33010608350 Model F5XNWF2	\$299.99	5/28/2017	SSA	GradPoint front class	No	Yes	Beyond Repair	Title 1 - TACF
Study Buddy	SB-01LP010	\$299.50	3/22/2021	SSA	Classrooms	No	Yes	Beyond Repair	TITLE I-D
Study Buddy	SB-01LP010	\$299.50	3/22/2021	SSA	Classrooms	No	Yes	Beyond Repair	TITLE I-D
Mobile stand for TSL 610 (part to #4709)	MS610	\$602.00	9/10/2010	SSA	Classroom	Yes	Yes	Beyond Repair	Title 1 - TACF
Polyvision 4x6' Whiteboard	ATLFJHG003E Model TSL 610	\$1,549.00	9/10/2010	SSA	Gym	Yes	Yes	Beyond Repair	Title 1 - TACF
Mobile stand for TSL 610 (part to 4432)	MS610	part	9/10/2010	SSA	Gym	No	Yes	Beyond Repair	Title 1 - TACF
Polyvision 4x6' Whiteboard	ATUAJNC011D Model TS620	\$1,395.00	4/13/2010	SSA	Classroom	Yes	Yes	Beyond Repair	Title 1 - TACF
Hard Drive lenovo	R39027301001 Model R303HJU4	\$379.99	5/28/2017	SSA	RTI GradPoint Hannah class	No	Yes	Beyond Repair	Title 1 - TACF
Acer Chrome Book C731	NXGM8AA006847083467600 Model N16Q13	\$235.00	3/11/2019	SSA	Charging cart	No	Yes	Beyond Repair	TITLE I-D
Study Buddy Cartridge - Algebra 1 (EOC)	SBA-A1	Included	1/27/2020	SSA	Classrooms	No	Yes	Beyond Repair	TITLE I-D
Mini I-Pad	T91269		FY 2014	BCE	Daniels #102	No	Yes	Obsolete	SPED
Mini I-Pad	T91281		FY 2014	BCE	Daniels #102	No	Yes	Obsolete	SPED
Mini I-Pad	T9180		FY 2014	BCE	Daniels #102	No	Yes	Obsolete	SPED
Mini I-Pad	T91269		FY 2014	BCE	Daniels #102	No	Yes	Obsolete	SPED
Lexmark Printer T642	30061		2006	BCE	Johnson #173	No	Yes	Obsolete	SPED
Dell Computer	00186-136-943-314			BCE	Johnson #173	No	Yes	Obsolete	SPED
Samsung Monitor	CM2411NDA02586V			BCE	Johnson #173	No	Yes	Obsolete	SPED
Dell Keyboard	CN-0RH659-7371-967-08XS			BCE	Johnson #173	No	Yes	Obsolete	SPED
Chromebook-Cart (Grades5-8)	AC + 18267	\$940.81	8/27/2018	BCE	Watson #123	Yes	Yes	Obsolete	SPED
Chromebook #1	NXG55AA00371310FSA7600	\$272.00	8/27/2018	BCE	Watson #123	No	Yes	Obsolete	SPED
Chromebook #2	NXG55AA00371310F497600	\$272.00	8/27/2018	BCE	Watson #123	No	Yes	Obsolete	SPED
Chromebook #3	NXG55AA00371310F75E7600	\$272.00	8/27/2018	BCE	Watson #123	No	Yes	Obsolete	SPED
Chromebook #4	NXG55AA00371310F7E7600	\$272.00	8/27/2018	BCE	Watson #123	No	Yes	Obsolete	SPED
Chromebook #5	NXG55AA00371310F767600	\$272.00	8/27/2018	BCE	Watson #123	No	Yes	Obsolete	SPED
Chromebook #6	NXG55AA00371310F617600	\$272.00	8/27/2018	BCE	Watson #123	No	Yes	Obsolete	SPED
Chromebook #7	NXG55AA0037131DE7C7600	\$272.00	8/27/2018	BCE	Watson #123	No	Yes	Obsolete	SPED
Chromebook #8	NXG55AA00371310E457600	\$272.00	8/27/2018	BCE	Watson #123	No	Yes	Obsolete	SPED
Chromebook #9	NXG55AA00371310E427600	\$272.00	8/27/2018	BCE	Watson #123	No	Yes	Obsolete	SPED
Chromebook #10	NXG55AA00371310F717600	\$272.00	8/27/2018	BCE	Watson #123	No	Yes	Obsolete	SPED
Chromebook #11	NXG55AA00371310F487600	\$272.00	8/27/2018	BCE	Watson #123	No	Yes	Obsolete	SPED
Chromebook #12	NXG55AA0037130F487600	\$272.00	8/27/2018	BCE	Watson #123	No	Yes	Obsolete	SPED
Chromebook #13	NXG55AA00371310F507600	\$272.00	8/27/2018	BCE	Watson #123	No	Yes	Obsolete	SPED
Chromebook #14	NXG55AA00371310F507600	\$272.00	8/27/2018	BCE	Watson #123	No	Yes	Obsolete	SPED
Chromebook #15	NXG55AA00371310F417600	\$272.00	8/27/2018	BCE	Watson #123	No	Yes	Obsolete	SPED
Chromebook #16	NXG55AA00371310F627600	\$272.00	8/27/2018	BCE	Watson #123	No	Yes	Obsolete	SPED
Chromebook #17	NXG55AA00371310F6E7600	\$272.00	8/27/2018	BCE	Watson #123	No	Yes	Obsolete	SPED
Chromebook #18	NXG55AA00371310F757600	\$272.00	8/27/2018	BCE	Watson #123	No	Yes	Obsolete	SPED
Chromebook #19	NXG55AA00371310F357600	\$272.00	8/27/2018	BCE	Watson #123	No	Yes	Obsolete	SPED
Chromebook #20	NXG55AA00371310F77600	\$272.00	8/27/2018	BCE	Watson #123	No	Yes	Obsolete	SPED
Chromebook #21	NXG55AA00371310F567600	\$272.00	8/27/2018	BCE	Watson #123	No	Yes	Obsolete	SPED
Chromebook #22	NXG55AA00371310F6A7600	\$272.00	8/27/2018	BCE	Watson #123	No	Yes	Obsolete	SPED
Chromebook #23	NXG55AA00371310F48700	\$272.00	8/27/2018	BCE	Watson #123	No	Yes	Obsolete	SPED
Chromebook #24	NXG55AA00371310F397600	\$272.00	8/27/2018	BCE	Watson #123	No	Yes	Obsolete	SPED
Chromebook #25	NXG55AA00371310F327600	\$272.00	8/27/2018	BCE	Watson #123	No	Yes	Obsolete	SPED
Chromebook #26	NXG55AA00371310F3D7600	\$272.00	8/27/2018	BCE	Watson #123	No	Yes	Obsolete	SPED
Chromembook #27	NXG55AA00371310F3F7600	\$272.00	8/27/2018	BCE	Watson #123	No	Yes	Obsolete	SPED
Chromebook #28	NXG55AA00371310F407600	\$272.00	8/27/2018	BCE	Watson #123	No	Yes	Obsolete	SPED

Washington County Department of Education Federal Disposition Report

Description of Property	Serial # or Other Identification Number	Cost	Acquisition Date (proj.yr.)	School	Location of Property	Insurance removal	Ready for Disposition	Reason	Type of Inventory
Chromebook #29	NXG55AA00371310F467600	\$272.00	8/27/2018	BCE	Watson #123	No	Yes	Obsolete	SPED
Chromebook #30	NXG55AA00371310F487600	\$272.00	8/27/2018	BCE	Watson #123	No	Yes	Obsolete	SPED
Chromebook #31	NXG55AA00371310F527600	\$272.00	8/27/2018	BCE	Watson #123	No	Yes	Obsolete	SPED
Chromebook #32	NXG55AA00371310DE3760	\$272.00	8/27/2018	BCE	Watson #123	No	Yes	Obsolete	SPED
Chromebook #33	NXG55AA00371310F377600	\$272.00	8/27/2018	BCE	Watson #123	No	Yes	Obsolete	SPED
Chromebook #34	NXG55AA00371310D787600	\$272.00	8/27/2018	BCE	Watson #123	No	Yes	Obsolete	SPED
Chromebook #35	NXG55AA00371310F657600	\$272.00	8/27/2018	BCE	Watson #123	No	Yes	Obsolete	SPED
Chromebook #36	NXG55AA00371310F787600	\$272.00	8/27/2018	BCE	Watson #123	No	Yes	Obsolete	SPED
Dell Computer Monitor	CN-ON-300H-641800-06H-OUL		2009	BCE	Watson #123	No	Yes	Obsolete	SPED
Dell Keyboard	KB212-B		2009	BCE	Watson #123	No	Yes	Obsolete	SPED
Dell Computer	004S8001	\$687.54	2009	BCE	Watson #123	Yes	Yes	Obsolete	SPED
Chromebook Cart #1131(Grades K-4)		\$940.81	8/27/2018	BCE	Carver #117	Yes	Yes	Obsolete	SPED
Chromebook #1	NXG55AA00371310DA97600	\$272.00	8/27/2018	BCE	Carver #117	No	Yes	Obsolete	SPED
Chromebook #2	NXG55AA0037130E917600	\$272.00	8/27/2018	BCE	Carver #117	No	Yes	Obsolete	SPED
Chromebook #3	NXG55AA00371310F937600	\$272.00	8/27/2018	BCE	Carver #117	No	Yes	Obsolete	SPED
Chromebook #4	NXG55AA00371310F977600	\$272.00	8/27/2018	BCE	Carver #117	No	Yes	Obsolete	SPED
Chromebook #5	NXG55AA00371310F7D7600	\$272.00	8/27/2018	BCE	Carver #117	No	Yes	Obsolete	SPED
Chromebook #6	NXG55AA00371310F787600	\$272.00	8/27/2018	BCE	Carver #117	No	Yes	Obsolete	SPED
Chromebook #7	NXG55AA00371310F687600	\$272.00	8/27/2018	BCE	Carver #117	No	Yes	Obsolete	SPED
Chromebook #8	NXG55AA00371310F707600	\$272.00	8/27/2018	BCE	Carver #117	No	Yes	Obsolete	SPED
Chromebook #9	NXG55AA00371310F437600	\$272.00	8/27/2018	BCE	Carver #117	No	Yes	Obsolete	SPED
Chromebook #10	NXG55AA00371310F607600	\$272.00	8/27/2018	BCE	Carver #117	No	Yes	Obsolete	SPED
Chromebook #11	NXG55AA00371310F747600	\$272.00	8/27/2018	BCE	Carver #117	No	Yes	Obsolete	SPED
Chromebook #12	NXG55AA00371310F3387600	\$272.00	8/27/2018	BCE	Carver #117	No	Yes	Obsolete	SPED
Chromebook #13	NXG55AA00371310F727600	\$272.00	8/27/2018	BCE	Carver #117	No	Yes	Obsolete	SPED
Chromebook #14	NXG55AA00371310F857600	\$272.00	8/27/2018	BCE	Carver #117	No	Yes	Obsolete	SPED
Chromebook #15	NXG55AA00371310EF87600	\$272.00	8/27/2018	BCE	Carver #117	No	Yes	Obsolete	SPED
Chromebook #16	NXG55AA00371310F687600	\$272.00	8/27/2018	BCE	Carver #117	No	Yes	Obsolete	SPED
Chromebook #17	NXG55AA00371310F4E7600	\$272.00	8/27/2018	BCE	Carver #117	No	Yes	Obsolete	SPED
Chromebook #18	NXG55AA00371310F487600	\$272.00	8/27/2018	BCE	Carver #117	No	Yes	Obsolete	SPED
Chromebook #19	NXG55AA00371310F187600	\$272.00	8/27/2018	BCE	Carver #117	No	Yes	Obsolete	SPED
Chromebook #20	NXG55AA00371310F687600	\$272.00	8/27/2018	BCE	Carver #117	No	Yes	Obsolete	SPED
Chromebook #21	NXG55AA00371310F8A7600	\$272.00	8/27/2018	BCE	Carver #117	No	Yes	Obsolete	SPED
Chromebook #22	NXG55AA00371310F807600	\$272.00	8/27/2018	BCE	Carver #117	No	Yes	Obsolete	SPED
Chromebook #23	NXG55AA00371310F7A7600	\$272.00	8/27/2018	BCE	Carver #117	No	Yes	Obsolete	SPED
Chromebook #24	NXG55AA00371310F987600	\$272.00	8/27/2018	BCE	Carver #117	No	Yes	Obsolete	SPED
Chromebook #25	NXG55AA00371310F817600	\$272.00	8/27/2018	BCE	Carver #117	No	Yes	Obsolete	SPED
Chromebook #26	NXG55AA003713100807600	\$272.00	8/27/2018	BCE	Carver #117	No	Yes	Obsolete	SPED
Chromebook #27	NXG55AA00371310F867600	\$272.00	8/27/2018	BCE	Carver #117	No	Yes	Obsolete	SPED
Chromebook #28	NXG55AA0037131F66600	\$272.00	8/27/2018	BCE	Carver #117	No	Yes	Obsolete	SPED
Chromebook #29	NXG55AA00371310F897600	\$272.00	8/27/2018	BCE	Carver #117	No	Yes	Obsolete	SPED
Chromebook #30	NXG55AA00371310F37600	\$272.00	8/27/2018	BCE	Carver #117	No	Yes	Obsolete	SPED
Chromebook #31	NXG55AA00371310F8F7600	\$272.00	8/27/2018	BCE	Carver #117	No	Yes	Obsolete	SPED
Chromebook #32	NXG55AA00371310F6F7600	\$272.00	8/27/2018	BCE	Carver #117	No	Yes	Obsolete	SPED
Chromebook #33	NXG55AA00371310F8B7600	\$272.00	8/27/2018	BCE	Carver #117	No	Yes	Obsolete	SPED
Chromebook #34	NXG55AA00371310F887600	\$272.00	8/27/2018	BCE	Carver #117	No	Yes	Obsolete	SPED
Chromebook #35	NXG55AA00371310F907600	\$272.00	8/27/2018	BCE	Carver #117	No	Yes	Obsolete	SPED
Chromebook #36	NXG55AA00371310F967600	\$272.00	8/27/2018	BCE	Carver #117	No	Yes	Obsolete	SPED
Audiometer Printer		\$556.00	2015-16	BCE	Rowland #132	Yes	Yes	Obsolete	SPED
Dell Computer Monitor	ARRA 671500030E50-R			BCE	Rowland #132	No	Yes	Obsolete	SPED
Dell Computer	77570			BCE	Rowland #132	No	Yes	Obsolete	SPED
Chromebook Cart #1127	1127	\$940.81	8/27/2018	DBHS	Rainwater #720	Yes	Yes	Obsolete	SPED
Chromebook #1	NXGE8AA002626048BA7600	\$272.00	8/27/2018	DBHS	Rainwater #720	No	Yes	Obsolete	SPED
Chromebook #2	NXGE8AA0026260512B7600	\$272.00	8/27/2018	DBHS	Rainwater #720	No	Yes	Obsolete	SPED
Chromebook #3	NXGE8AA002626048707600	\$272.00	8/27/2018	DBHS	Rainwater #720	No	Yes	Obsolete	SPED
Chromebook #4	NXGE8AA002626051197600	\$272.00	8/27/2018	DBHS	Rainwater #720	No	Yes	Obsolete	SPED
Chromebook #5	NXGE8AA002626048E77600	\$272.00	8/27/2018	DBHS	Rainwater #720	No	Yes	Obsolete	SPED
Chromebook #6	NXGE8AA002626048CA7600	\$272.00	8/27/2018	DBHS	Rainwater #720	No	Yes	Obsolete	SPED
Chromebook #7	NXGE8AA002626048E57600	\$272.00	8/27/2018	DBHS	Rainwater #720	No	Yes	Obsolete	SPED
Chromebook #8	NXGE8AA02626047F27600	\$272.00	8/27/2018	DBHS	Rainwater #720	No	Yes	Obsolete	SPED
Chromebook #9	NXGE8AA00262604BB07600	\$272.00	8/27/2018	DBHS	Rainwater #720	No	Yes	Obsolete	SPED
Chromebook #10	NXGE8AA002626051317600	\$272.00	8/27/2018	DBHS	Rainwater #720	No	Yes	Obsolete	SPED
Chromebook #11	NXGE8AA002626051447600	\$272.00	8/27/2018	DBHS	Rainwater #720	No	Yes	Obsolete	SPED
Chromebook #12	NXGE8AA002626048C57600	\$272.00	8/27/2018	DBHS	Rainwater #720	No	Yes	Obsolete	SPED
Chromebook #13	NXGE8AA002626048BD7600	\$272.00	8/27/2018	DBHS	Rainwater #720	No	Yes	Obsolete	SPED
Chromebook #14	NXGE8AA002626048DB7600	\$272.00	8/27/2018	DBHS	Rainwater #720	No	Yes	Obsolete	SPED
Chromebook #15	NXGE8AA002626048EB7600	\$272.00	8/27/2018	DBHS	Rainwater #720	No	Yes	Obsolete	SPED
Chromebook #16	NXGE8AA002626047EB7600	\$272.00	8/27/2018	DBHS	Rainwater #720	No	Yes	Obsolete	SPED
Chromebook #17	NXGE8AA002626051187600	\$272.00	8/27/2018	DBHS	Rainwater #720	No	Yes	Obsolete	SPED
Chromebook #18	NXGE8AA002626051087600	\$272.00	8/27/2018	DBHS	Rainwater #720	No	Yes	Obsolete	SPED
Chromebook #19	NXGE8AA00262604F3F7600	\$272.00	8/27/2018	DBHS	Rainwater #720	No	Yes	Obsolete	SPED
Chromebook #20	NXGE8AA0026280E5277600	\$272.00	8/27/2018	DBHS	Rainwater #720	No	Yes	Obsolete	SPED

Washington County Department of Education Federal Disposition Report

Description of Property	Serial # or Other Identification Number	Cost	Acquisition Date (proj. yr.)	School	Location of Property	Insurance removal	Ready for Disposition	Reason	Type of Inventory
Chromebook #21	NXGE8AA002626048C87600	\$272.00	8/27/2018	DBHS	Rainwater #720	No	Yes	Obsolete	SPED
Chromebook #22	NXGE8AA002626048E47600	\$272.00	8/27/2018	DBHS	Rainwater #720	No	Yes	Obsolete	SPED
Chromebook #23	NXGE8AA002626048A47600	\$272.00	8/27/2018	DBHS	Rainwater #720	No	Yes	Obsolete	SPED
Chromebook #24	NXGE8AA002626048D97600	\$272.00	8/27/2018	DBHS	Rainwater #720	No	Yes	Obsolete	SPED
Chromebook #25	NXGE8AA002626048EA7600	\$272.00	8/27/2018	DBHS	Rainwater #720	No	Yes	Obsolete	SPED
Chromebook #26	NXGE8AA00262604F317600	\$272.00	8/27/2018	DBHS	Rainwater #720	No	Yes	Obsolete	SPED
Chromebook #27	NXGE8AA002626051517600	\$272.00	8/27/2018	DBHS	Rainwater #720	No	Yes	Obsolete	SPED
Chromebook #28	NXGE8AA002626051507600	\$272.00	8/27/2018	DBHS	Rainwater #720	No	Yes	Obsolete	SPED
Chromebook #29	NXGE8AA00262604F4E7600	\$272.00	8/27/2018	DBHS	Rainwater #720	No	Yes	Obsolete	SPED
Chromebook #30	NXGE8AA026260514D7600	\$272.00	8/27/2018	DBHS	Rainwater #720	No	Yes	Obsolete	SPED
Chromebook #31	NXGE8AA002626050087600	\$272.00	8/27/2018	DBHS	Rainwater #720	No	Yes	Obsolete	SPED
Chromebook #32	NXGE8AA002626051307600	\$272.00	8/27/2018	DBHS	Rainwater #720	No	Yes	Obsolete	SPED
Chromebook #33	NXGE8AA0026260512E7600	\$272.00	8/27/2018	DBHS	Rainwater #720	No	Yes	Obsolete	SPED
Panasonic Printer	5/N 2LAFB008599		7/4/2005	DBHS	Good #317	No	Yes	Obsolete	SPED
Chromebook	NXEF2AA002703112787600	\$272.00	8/27/2018	DBHS	Good #317	No	Yes	Obsolete	SPED
Chromebook	NXEF2AA002703112797600	\$272.00	8/27/2018	DBHS	Good #317	No	Yes	Obsolete	SPED
Chromebook	NXEF2AA0027031126A7600	\$272.00	8/27/2018	DBHS	Good #317	No	Yes	Obsolete	SPED
Chromebook	NXEF2AA002703112B17600	\$272.00	8/27/2018	DBHS	Good #317	No	Yes	Obsolete	SPED
Chromebook	NXEF2AA002703112897600	\$272.00	8/27/2018	DBHS	Good #317	No	Yes	Obsolete	SPED
Chromebook	NXEF2AA0027031115A7600	\$272.00	8/27/2018	DBHS	Good #317	No	Yes	Obsolete	SPED
Chromebook	NXEF2AA002703112837600	\$272.00	8/27/2018	DBHS	Good #317	No	Yes	Obsolete	SPED
Chromebook	NXEF2AA002703112607600	\$272.00	8/27/2018	DBHS	Good #317	No	Yes	Obsolete	SPED
Chromebook	NXEF2AA0027031126C7600	\$272.00	8/27/2018	DBHS	Good #317	No	Yes	Obsolete	SPED
Chromebook	NXEF2AA002703112677600	\$272.00	8/27/2018	DBHS	Good #317	No	Yes	Obsolete	SPED
Chromebook	NXEF2AA002703112677600	\$272.00	8/27/2018	DBHS	Good #317	No	Yes	Obsolete	SPED
Chromebook	NXEF2AA0027031127A7600	\$272.00	8/27/2018	DBHS	Good #317	No	Yes	Obsolete	SPED
PAES Lab		\$24,900.00	7/26/2010	DBHS	Good #317	Yes	Yes	Obsolete	SPED
Chromebook Cart #1081		\$940.81	8/27/2018	DBHS	Records Room	Yes	Yes	Obsolete	SPED
Chromebook #1	NXEF2AA0025510EAF57600	\$272.00	8/27/2018	DBHS	Records Room	No	Yes	Obsolete	SPED
Chromebook #2	NXG55AA0036360A9F7600	\$272.00	8/27/2018	DBHS	Records Room	No	Yes	Obsolete	SPED
Chromebook #3	NXG55AA0036360AC447600	\$272.00	8/27/2018	DBHS	Records Room	No	Yes	Obsolete	SPED
Chromebook #4	NXG55AA0036360AC977600	\$272.00	8/27/2018	DBHS	Records Room	No	Yes	Obsolete	SPED
Chromebook #5	NXG55AA0036360ABF47600	\$272.00	8/27/2018	DBHS	Records Room	No	Yes	Obsolete	SPED
Chromebook #6	NXG55AA0036360AC1D7600	\$272.00	8/27/2018	DBHS	Records Room	No	Yes	Obsolete	SPED
Chromebook #7	NXG55AA0036360AC957600	\$272.00	8/27/2018	DBHS	Records Room	No	Yes	Obsolete	SPED
Chromebook #8	NXG55AA0036360AC277600	\$272.00	8/27/2018	DBHS	Records Room	No	Yes	Obsolete	SPED
Chromebook #9	NXG55AA0036360AC467600	\$272.00	8/27/2018	DBHS	Records Room	No	Yes	Obsolete	SPED
Chromebook #10	NXG55AA0036360FC097600	\$272.00	8/27/2018	DBHS	Records Room	No	Yes	Obsolete	SPED
Chromebook #11	NXG55AA01070701BC37600	\$272.00	8/27/2018	DBHS	Records Room	No	Yes	Obsolete	SPED
Chromebook #12	NXG55AA0036360FBE57600	\$272.00	8/27/2018	DBHS	Records Room	No	Yes	Obsolete	SPED
Chromebook #13	NXG55AA0036360ADC7600	\$272.00	8/27/2018	DBHS	Records Room	No	Yes	Obsolete	SPED
Chromebook #14	NXG55AA0036360ADC7600	\$272.00	8/27/2018	DBHS	Records Room	No	Yes	Obsolete	SPED
Chromebook #15	NXG55AA010707020C27600	\$272.00	8/27/2018	DBHS	Records Room	No	Yes	Obsolete	SPED
Chromebook #16	NXG55AA010707020D07600	\$272.00	8/27/2018	DBHS	Records Room	No	Yes	Obsolete	SPED
Chromebook #17	NXG55AA01070701BC47600	\$272.00	8/27/2018	DBHS	Records Room	No	Yes	Obsolete	SPED
Chromebook #18	NXG55AA0107070209C7600	\$272.00	8/27/2018	DBHS	Records Room	No	Yes	Obsolete	SPED
Chromebook #19	NXG55AA01070701BC27600	\$272.00	8/27/2018	DBHS	Records Room	No	Yes	Obsolete	SPED
Chromebook #20	NXG55AA010707020AB7600	\$272.00	8/27/2018	DBHS	Records Room	No	Yes	Obsolete	SPED
Chromebook #21	NXG55AA010707020C47600	\$272.00	8/27/2018	DBHS	Records Room	No	Yes	Obsolete	SPED
Chromebook #22	NXG55AA010707020A67600	\$272.00	8/27/2018	DBHS	Records Room	No	Yes	Obsolete	SPED
Chromebook #23	NXG55AA01070701BBA7600	\$272.00	8/27/2018	DBHS	Records Room	No	Yes	Obsolete	SPED
Chromebook #24	NXG55AA01070701B907600	\$272.00	8/27/2018	DBHS	Records Room	No	Yes	Obsolete	SPED
Chromebook #25	NXG55AA01070701BC17600	\$272.00	8/27/2018	DBHS	Records Room	No	Yes	Obsolete	SPED
Chromebook #26	NXG55AA010707020D77600	\$272.00	8/27/2018	DBHS	Records Room	No	Yes	Obsolete	SPED
Chromebook #27	NXG55AA010707020D17600	\$272.00	8/27/2018	DBHS	Records Room	No	Yes	Obsolete	SPED
Chromebook #28	NXG55AA010707020C97600	\$272.00	8/27/2018	DBHS	Records Room	No	Yes	Obsolete	SPED
Chromebook #29	NXG55AA010707020367600	\$272.00	8/27/2018	DBHS	Records Room	No	Yes	Obsolete	SPED
Chromebook #30	NXG55AA010707020BB7600	\$272.00	8/27/2018	DBHS	Records Room	No	Yes	Obsolete	SPED
Chromebook Cart #1137		\$940.81	8/27/2018	DBHS	Robbins #722	Yes	Yes	Obsolete	SPED
Chromebook #1	NXG55AA0037071EBC77600	\$272.00	8/27/2018	DBHS	Robbins #722	No	Yes	Obsolete	SPED
Chromebook #2	NXG55AA0037071E8E07600	\$272.00	8/27/2018	DBHS	Robbins #722	No	Yes	Obsolete	SPED
Chromebook #3	NXG55AA0037071E8C07600	\$272.00	8/27/2018	DBHS	Robbins #722	No	Yes	Obsolete	SPED
Chromebook #4	NXG55AA0037071E8D27600	\$272.00	8/27/2018	DBHS	Robbins #722	No	Yes	Obsolete	SPED
Chromebook #5	NXG55AA003707182E37600	\$272.00	8/27/2018	DBHS	Robbins #722	No	Yes	Obsolete	SPED
Chromebook #6	NXG55AA0037071E8A7600	\$272.00	8/27/2018	DBHS	Robbins #722	No	Yes	Obsolete	SPED
Chromebook #7	NXG55AA0037071E8B57600	\$272.00	8/27/2018	DBHS	Robbins #722	No	Yes	Obsolete	SPED
Chromebook #8	NXG55AA0037071E8B17600	\$272.00	8/27/2018	DBHS	Robbins #722	No	Yes	Obsolete	SPED
Chromebook #9	NXG55AA0037071E7E07600	\$272.00	8/27/2018	DBHS	Robbins #722	No	Yes	Obsolete	SPED
Chromebook #10	NXG55AA0037071E8DA7600	\$272.00	8/27/2018	DBHS	Robbins #722	No	Yes	Obsolete	SPED
Chromebook #11	NXG55AA0037071E8E17600	\$272.00	8/27/2018	DBHS	Robbins #722	No	Yes	Obsolete	SPED
Chromebook #12	NXG55AA0037071E8B67600	\$272.00	8/27/2018	DBHS	Robbins #722	No	Yes	Obsolete	SPED
Chromebook #13	NXG55AA0037071E8DC7600	\$272.00	8/27/2018	DBHS	Robbins #722	No	Yes	Obsolete	SPED

Washington County Department of Education Federal Disposition Report

Description of Property	Serial # or Other Identification Number	Cost	Acquisition Date (proj.yr.)	School	Location of Property	Insurance removal	Ready for Disposition	Reason	Type of Inventory
Chromebook #14	NXG55AA0037071E8C37600	\$272.00	8/27/2018	DBHS	Robbins #722	No	Yes	Obsolete	SPED
Chromebook #15	NXG55AA0037071E8BF7600	\$272.00	8/27/2018	DBHS	Robbins #722	No	Yes	Obsolete	SPED
Chromebook #16	NXG55AA0037071E8B77600	\$272.00	8/27/2018	DBHS	Robbins #722	No	Yes	Obsolete	SPED
Chromebook #17	NXG55AA0037071E8AE7600	\$272.00	8/27/2018	DBHS	Robbins #722	No	Yes	Obsolete	SPED
Chromebook #18	NXG55AA0037071E8BB7600	\$272.00	8/27/2018	DBHS	Robbins #722	No	Yes	Obsolete	SPED
Chromebook #19	NXG55AA0037071E8C17600	\$272.00	8/27/2018	DBHS	Robbins #722	No	Yes	Obsolete	SPED
Chromebook #20	NXG55AA0037071E8D7600	\$272.00	8/27/2018	DBHS	Robbins #722	No	Yes	Obsolete	SPED
Chromebook #21	NXG55AA0037071E8D37600	\$272.00	8/27/2018	DBHS	Robbins #722	No	Yes	Obsolete	SPED
Chromebook #22	NXG55AA0037071E8BE7600	\$272.00	8/27/2018	DBHS	Robbins #722	No	Yes	Obsolete	SPED
Chromebook #23	NXG55AA0037071E8DF7600	\$272.00	8/27/2018	DBHS	Robbins #722	No	Yes	Obsolete	SPED
Chromebook #24	NXG55AA0037071E8B87600	\$272.00	8/27/2018	DBHS	Robbins #722	No	Yes	Obsolete	SPED
Chromebook #25	NXG55AA0037071E8CC7600	\$272.00	8/27/2018	DBHS	Robbins #722	No	Yes	Obsolete	SPED
Chromebook #26	NXG55AA0037071E8C27600	\$272.00	8/27/2018	DBHS	Robbins #722	No	Yes	Obsolete	SPED
Chromebook #27	NXG55AA0037071E8D67600	\$272.00	8/27/2018	DBHS	Robbins #722	No	Yes	Obsolete	SPED
Chromebook #28	NXG55AA0037071E8D07600	\$272.00	8/27/2018	DBHS	Robbins #722	No	Yes	Obsolete	SPED
Chromebook #29	NXG55AA0037071E8917600	\$272.00	8/27/2018	DBHS	Robbins #722	No	Yes	Obsolete	SPED
Chromebook #30	NXG55AA0037071E8D57600	\$272.00	8/27/2018	DBHS	Robbins #722	No	Yes	Obsolete	SPED
Chromebook #31	NXG55AA0037071E8B07600	\$272.00	8/27/2018	DBHS	Robbins #722	No	Yes	Obsolete	SPED
Chromebook #32	NXG55AA003707178C57600	\$272.00	8/27/2018	DBHS	Robbins #722	No	Yes	Obsolete	SPED
Chromebook #33	NXG55AA0037071E8D17600	\$272.00	8/27/2018	DBHS	Robbins #722	No	Yes	Obsolete	SPED
Chromebook #34	NXG55AA0037071E8C57600	\$272.00	8/27/2018	DBHS	Robbins #722	No	Yes	Obsolete	SPED
Chromebook #35	NXG55AA003707179C17600	\$272.00	8/27/2018	DBHS	Robbins #722	No	Yes	Obsolete	SPED
Chromebook #36	NXG55AA0037071E8D47600	\$272.00	8/27/2018	DBHS	Robbins #722	No	Yes	Obsolete	SPED
Chromebook Cart #1126		\$940.81	8/27/2018	DCHS	Tebbe	Yes	Yes	Obsolete	SPED
Chromebook #1	NXGE8AA0026260510A7600	\$272.00	8/27/2018	DCHS	Tebbe	No	Yes	Obsolete	SPED
Chromebook #2	NXGE8AA0026280ES1D7600	\$272.00	8/27/2018	DCHS	Tebbe	No	Yes	Obsolete	SPED
Chromebook #3	NXGE8AA002626048C67600	\$272.00	8/27/2018	DCHS	Tebbe	No	Yes	Obsolete	SPED
Chromebook #4	NXGE8AA002628140757600	\$272.00	8/27/2018	DCHS	Tebbe	No	Yes	Obsolete	SPED
Chromebook #5	NXGE8AA0026260514E7600	\$272.00	8/27/2018	DCHS	Tebbe	No	Yes	Obsolete	SPED
Chromebook #6	NXGE8AA00262680E5457600	\$272.00	8/27/2018	DCHS	Tebbe	No	Yes	Obsolete	SPED
Chromebook #7	NXGE8AA0026280E53E7600	\$272.00	8/27/2018	DCHS	Tebbe	No	Yes	Obsolete	SPED
Chromebook #8	NXGE8AA0026280E5367600	\$272.00	8/27/2018	DCHS	Tebbe	No	Yes	Obsolete	SPED
Chromebook #9	NXGE8AA0025280E5217600	\$272.00	8/27/2018	DCHS	Tebbe	No	Yes	Obsolete	SPED
Chromebook #10	NXGE8AA002626051497600	\$272.00	8/27/2018	DCHS	Tebbe	No	Yes	Obsolete	SPED
Chromebook #11	NXGE8AA00262813EDD7600	\$272.00	8/27/2018	DCHS	Tebbe	No	Yes	Obsolete	SPED
Chromebook #12	NXGE8AA00262813F2B7600	\$272.00	8/27/2018	DCHS	Tebbe	No	Yes	Obsolete	SPED
Chromebook #13	NXGE8AA00262813F937600	\$272.00	8/27/2018	DCHS	Tebbe	No	Yes	Obsolete	SPED
Chromebook #14	NXGE8AA00262604F567600	\$272.00	8/27/2018	DCHS	Tebbe	No	Yes	Obsolete	SPED
Chromebook #15	NXGE8AA002626047FA7600	\$272.00	8/27/2018	DCHS	Tebbe	No	Yes	Obsolete	SPED
Chromebook #16	NXGE8AA002628E5427600	\$272.00	8/27/2018	DCHS	Tebbe	No	Yes	Obsolete	SPED
Chromebook #17	NXGE8AA002626049407600	\$272.00	8/27/2018	DCHS	Tebbe	No	Yes	Obsolete	SPED
Chromebook #18	NXGE8AA0026280E5357600	\$272.00	8/27/2018	DCHS	Tebbe	No	Yes	Obsolete	SPED
Chromebook #19	NXGE8AA0026280E5197600	\$272.00	8/27/2018	DCHS	Tebbe	No	Yes	Obsolete	SPED
Chromebook #20	NXGE8AA0026280E51F7600	\$272.00	8/27/2018	DCHS	Tebbe	No	Yes	Obsolete	SPED
Chromebook #21	NXGE8AA0026260513E7600	\$272.00	8/27/2018	DCHS	Tebbe	No	Yes	Obsolete	SPED
Chromebook #22	NXGE8AA002628DE53A7600	\$272.00	8/27/2018	DCHS	Tebbe	No	Yes	Obsolete	SPED
Chromebook #23	NXGE8AA00262813F9B7600	\$272.00	8/27/2018	DCHS	Tebbe	No	Yes	Obsolete	SPED
Chromebook #24	NXGE8AA0026260511B7600	\$272.00	8/27/2018	DCHS	Tebbe	No	Yes	Obsolete	SPED
Chromebook #25	NXGE8AA002626047F7600	\$272.00	8/27/2018	DCHS	Tebbe	No	Yes	Obsolete	SPED
Chromebook #26	NXGE8AA00262813FBF7600	\$272.00	8/27/2018	DCHS	Tebbe	No	Yes	Obsolete	SPED
Chromebook #27	NXGE8AA002626048F07600	\$272.00	8/27/2018	DCHS	Tebbe	No	Yes	Obsolete	SPED
Chromebook #28	NXG8AA00262604F477600	\$272.00	8/27/2018	DCHS	Tebbe	No	Yes	Obsolete	SPED
Chromebook #29	NXGE8BA00262604D67600	\$272.00	8/27/2018	DCHS	Tebbe	No	Yes	Obsolete	SPED
Chromebook #30	NXGE8AA002626048D77600	\$272.00	8/27/2018	DCHS	Tebbe	No	Yes	Obsolete	SPED
Chromebook #31	NXGE8AA002626048EF7600	\$272.00	8/27/2018	DCHS	Tebbe	No	Yes	Obsolete	SPED
Chromebook #32	NXGE8AA002626048C7600	\$272.00	8/27/2018	DCHS	Tebbe	No	Yes	Obsolete	SPED
Chromebook #33	NXGE8AA00262813F887600	\$272.00	8/27/2018	DCHS	Tebbe	No	Yes	Obsolete	SPED
Chromebook #34	NXGE8AA002626048B47600	\$272.00	8/27/2018	DCHS	Tebbe	No	Yes	Obsolete	SPED
Chromebook #35	NXGE8AA0026280E5377600	\$272.00	8/27/2018	DCHS	Tebbe	No	Yes	Obsolete	SPED
Chromebook #1	NXG55AA0037071E8E37600	\$272.00	8/27/2018	DCHS	Tebbe	No	Yes	Obsolete	SPED
Chromebook #2	NXG55AA0037071E8B97600	\$272.00	8/27/2018	DCHS	Tebbe	No	Yes	Obsolete	SPED
Chromebook #3	NXG55AA0037071E8E57600	\$272.00	8/27/2018	DCHS	Tebbe	No	Yes	Obsolete	SPED
Chromebook #4	NXG55AA0037071E8F27600	\$272.00	8/27/2018	DCHS	Tebbe	No	Yes	Obsolete	SPED
Chromebook #5	NXG55AA0037071E9017600	\$272.00	8/27/2018	DCHS	Tebbe	No	Yes	Obsolete	SPED
Chromebook #6	NXG55AA0037071E8F37600	\$272.00	8/27/2018	DCHS	Tebbe	No	Yes	Obsolete	SPED
Chromebook #7	NXG55AA0037071E957600	\$272.00	8/27/2018	DCHS	Tebbe	No	Yes	Obsolete	SPED
Chromebook #8	NXG55AA0037071E8E87600	\$272.00	8/27/2018	DCHS	Tebbe	No	Yes	Obsolete	SPED
Chromebook #9	NXG55AA0037071E8EA7600	\$272.00	8/27/2018	DCHS	Tebbe	No	Yes	Obsolete	SPED
Chromebook #10	NXG55AA0036360ADBC7600	\$272.00	8/27/2018	DCHS	Tebbe	No	Yes	Obsolete	SPED
Chromebook #11	NXG55AA0037071E8C97600	\$272.00	8/27/2018	DCHS	Tebbe	No	Yes	Obsolete	SPED
Chromebook #12	NXG55AA03071D8B37600	\$272.00	8/27/2018	DCHS	Tebbe	No	Yes	Obsolete	SPED
Chromebook #13	NXG55AA0037071E9037600	\$272.00	8/27/2018	DCHS	Tebbe	No	Yes	Obsolete	SPED

Washington County Department of Education Federal Disposition Report

Description of Property	Serial # or Other Identification Number	Cost	Acquisition Date (proj.yr.)	School	Location of Property	Insurance removal	Ready for Disposition	Reason	Type of Inventory
Chromebook #14	NXG55AA0037071E8EC7600	\$272.00	8/27/2018	DCHS	Tebbe	No	Yes	Obsolete	SPED
Chromebook #15	NXG55AA0037071767C7600	\$272.00	8/27/2018	DCHS	Tebbe	No	Yes	Obsolete	SPED
Chromebook #16	NXG55AA0037071E9077600	\$272.00	8/27/2018	DCHS	Tebbe	No	Yes	Obsolete	SPED
Chromebook #17	NXG55AA0037071E8D87600	\$272.00	8/27/2018	DCHS	Tebbe	No	Yes	Obsolete	SPED
Chromebook #18	NXG55AA0037071E88C7600	\$272.00	8/27/2018	DCHS	Tebbe	No	Yes	Obsolete	SPED
Chromebook #19	NXG55AA0037071E8F57600	\$272.00	8/27/2018	DCHS	Tebbe	No	Yes	Obsolete	SPED
Chromebook #20	NXG55AA0037071E8D77600	\$272.00	8/27/2018	DCHS	Tebbe	No	Yes	Obsolete	SPED
Chromebook #21	NXG55AA0037071E8747600	\$272.00	8/27/2018	DCHS	Tebbe	No	Yes	Obsolete	SPED
Chromebook #22	NXG55AA0037071E8DD7600	\$272.00	8/27/2018	DCHS	Tebbe	No	Yes	Obsolete	SPED
Chromebook #23	NXG55AA0037071E8DE7600	\$272.00	8/27/2018	DCHS	Tebbe	No	Yes	Obsolete	SPED
Chromebook #24	NXG55AA0037071E9087600	\$272.00	8/27/2018	DCHS	Tebbe	No	Yes	Obsolete	SPED
Chromebook #25	NXG55AA0037071E8E67600	\$272.00	8/27/2018	DCHS	Tebbe	No	Yes	Obsolete	SPED
Chromebook #26	NXG55AA0037071E9027600	\$272.00	8/27/2018	DCHS	Tebbe	No	Yes	Obsolete	SPED
Chromebook #27	NXG55AA0037071779E7600	\$272.00	8/27/2018	DCHS	Tebbe	No	Yes	Obsolete	SPED
Chromebook #28	NXG55AA0037071E7457600	\$272.00	8/27/2018	DCHS	Tebbe	No	Yes	Obsolete	SPED
Chromebook #29	NXG55AA0037071E8E67600	\$272.00	8/27/2018	DCHS	Tebbe	No	Yes	Obsolete	SPED
Chromebook #30	NXG55AA0037071E79197600	\$272.00	8/27/2018	DCHS	Tebbe	No	Yes	Obsolete	SPED
Chromebook #31	NXG55AA0037071E8C87600	\$272.00	8/27/2018	DCHS	Tebbe	No	Yes	Obsolete	SPED
Chromebook #32	NXG55AA0037071E8CF7600	\$272.00	8/27/2018	DCHS	Tebbe	No	Yes	Obsolete	SPED
Chromebook #33	NXG55AA0037071EBC67600	\$272.00	8/27/2018	DCHS	Tebbe	No	Yes	Obsolete	SPED
Chromebook #34	NXG55AA0037071E8BC67600	\$272.00	8/27/2018	DCHS	Tebbe	No	Yes	Obsolete	SPED
Chromebook #35	NXG55AA0037071E8C47600	\$272.00	8/27/2018	DCHS	Tebbe	No	Yes	Obsolete	SPED
Chromebook #36	NXG55AA0037071E9087600	\$272.00	8/27/2018	DCHS	Tebbe	No	Yes	Obsolete	SPED
Dukane Camera 106	79961009060		7/1/2005	DCHS	Tebbe	No	Yes	Obsolete	SPED
Panasonic Laser Fax machine	KX-FL421			DCHS	Fox	No	Yes	Obsolete	SPED
PAES Lab		\$24,900.00	11/30/2011	DCHS	Fox	Yes	Yes	Obsolete	SPED
Epson XP 466	X2X6492134			DCHS	Lellman	No	Yes	Obsolete	SPED
HP Color Laser Jet Pro CP2025	31173-20		7/1/2005	DCHS	Lellman	No	Yes	Obsolete	SPED
I Pad		\$497.00	2012-13	DCHS	Lellman	No	Yes	Obsolete	SPED
Chromebook #3	NXG55AA0037071E87D7600	\$272.00	8/27/2018	FB	Karr	No	Yes	Obsolete	SPED
Chromebook #5	NXG55AA0037071E8A47600	\$272.00	8/27/2018	FB	Karr	No	Yes	Obsolete	SPED
Chromebook #20	NXG55AA0037071E8A17600	\$272.00	8/27/2018	FB	Karr	No	Yes	Obsolete	SPED
Chromebook #21	NXG55AA0037071E8947600	\$272.00	8/27/2018	FB	Karr	No	Yes	Obsolete	SPED
HP Photosmart C5580 All-in-one Printer	31230		7/1/2005	GV	Marshall	No	Yes	Obsolete	SPED
Fellows Shredder	OD100C			GV	Harrison	No	Yes	Obsolete	SPED
Radio Flyer Red Wagon				GV	Shannon	No	Yes	Obsolete	SPED
Xerox 3215 Printer	K68381490			GV	Hackney	No	Yes	Obsolete	SPED
Chromebook #1	NXSHEAA0024390D5847600	\$173.56	10/14/2015	Gray	Griffin	No	Yes	Obsolete	SPED
Chromebook #2	NXSHEAA0024390E4877600	\$173.56	10/14/2015	Gray	Griffin	No	Yes	Obsolete	SPED
Chromebook #3	NXSHEAA0024390E7907600	\$173.56	10/14/2015	Gray	Griffin	No	Yes	Obsolete	SPED
Chromebook #4	NXSHEAA0024390D6E27600	\$173.56	10/14/2015	Gray	Griffin	No	Yes	Obsolete	SPED
Chromebook #5	NXSHEAA0024390D6DA7600	\$173.56	10/14/2015	Gray	Griffin	No	Yes	Obsolete	SPED
Chromebook #6	NXSHEAA0024390E7C7600	\$173.56	10/14/2015	Gray	Griffin	No	Yes	Obsolete	SPED
Chromebook #7	NXSHEAA0024390D67F7600	\$173.56	10/14/2015	Gray	Griffin	No	Yes	Obsolete	SPED
Chromebook #8	NXSHEAA0024390D6E97600	\$173.56	10/14/2015	Gray	Griffin	No	Yes	Obsolete	SPED
Chromebook #9	NXSHEAA0024390487600	\$173.56	10/14/2015	Gray	Griffin	No	Yes	Obsolete	SPED
Chromebook #10	NXSHEAA0024390DE5007600	\$173.56	10/14/2015	Gray	Griffin	No	Yes	Obsolete	SPED
Chromebook #11	NXSHEAA0024390D6C87600	\$173.56	10/14/2015	Gray	Griffin	No	Yes	Obsolete	SPED
Chromebook #12	NXSHEAA0024390D6F67600	\$173.56	10/14/2015	Gray	Griffin	No	Yes	Obsolete	SPED
Chromebook #13	NXSHEAA00243906877600	\$173.56	10/14/2015	Gray	Griffin	No	Yes	Obsolete	SPED
Chromebook #14	NXSHEAA00243906757600	\$173.56	10/14/2015	Gray	Griffin	No	Yes	Obsolete	SPED
Chromebook #15	NXSHEAA0024390D6E47600	\$173.56	10/14/2015	Gray	Griffin	No	Yes	Obsolete	SPED
Chromebook #16	NXSHEAA002439004887600	\$173.56	10/14/2015	Gray	Griffin	No	Yes	Obsolete	SPED
Chromebook #17	NXSHEAA0024390D5AD7600	\$173.56	10/14/2015	Gray	Griffin	No	Yes	Obsolete	SPED
Chromebook #18	NXSHEAA0024390E8367600	\$173.56	10/14/2015	Gray	Griffin	No	Yes	Obsolete	SPED
Chromebook #19	NXSHEAA0024390D7DE7600	\$173.56	10/14/2015	Gray	Griffin	No	Yes	Obsolete	SPED
Chromebook #20	NXSHEAA00243907C97600	\$173.56	10/14/2015	Gray	Griffin	No	Yes	Obsolete	SPED
Chromebook #21	NXSHEAA0024390D6C77600	\$173.56	10/14/2015	Gray	Griffin	No	Yes	Obsolete	SPED
Chromebook #22	NXSHEAA0024390D7377600	\$173.56	10/14/2015	Gray	Griffin	No	Yes	Obsolete	SPED
Chromebook #23	NXSHEAA0024390E47C7600	\$173.56	10/14/2015	Gray	Griffin	No	Yes	Obsolete	SPED
Chromebook #24	NXSHEAA0024390E58C7600	\$173.56	10/14/2015	Gray	Griffin	No	Yes	Obsolete	SPED
Chromebook #25	NXSHEAA002439DD70C7600	\$173.56	10/14/2015	Gray	Griffin	No	Yes	Obsolete	SPED
Chromebook #26	NXSHEAA0024390DE47A7600	\$173.56	10/14/2015	Gray	Griffin	No	Yes	Obsolete	SPED
Chromebook #27	NXSHEAA0024390D6737600	\$173.56	10/14/2015	Gray	Griffin	No	Yes	Obsolete	SPED
Chromebook #28	NXSHEAA0024390DA777600	\$173.56	10/14/2015	Gray	Griffin	No	Yes	Obsolete	SPED
Chromebook #29	NXSHEAA0024390d6707600	\$173.56	10/14/2015	Gray	Griffin	No	Yes	Obsolete	SPED
Chromebook #30	NXSHEAA0024390DC27600	\$173.56	10/14/2015	Gray	Griffin	No	Yes	Obsolete	SPED
Lexmark T624	30061		6/28/2005	Gray	Griffin	No	Yes	Obsolete	SPED
Sounds Sensible		\$284.00	2015-16	Gray	Griffin	No	Yes	Obsolete	SPED
Sounds Sensible				Gray	Griffin	No	Yes	Obsolete	SPED
Epson Printer WF-7610	66DY140239			Gray	Schnieder	No	Yes	Obsolete	SPED
Wooden Easel		\$79.99	4/6/2016	Gray	Schnieder	No	Yes	Obsolete	SPED

Washington County Department of Education Federal Disposition Report

Description of Property	Serial # or Other Identification Number	Cost	Acquisition Date (proj. yr.)	School	Location of Property	Insurance removal	Ready for Disposition	Reason	Type of Inventory
HP Laser Jet Pro M402N	PHBHU51348	\$189.00	12/4/2017	Gray	Schnieder	No	Yes	Obsolete	SPED
Chromebook Cart #1129		\$940.81	8/27/2018	JES	Young	Yes	Yes	Obsolete	SPED
Chromebook #1	NXG55AA0037071E9647600	\$272.00	8/27/2018	JES	Young	No	Yes	Obsolete	SPED
Chromebook #2	NXG55AA0037071E96D7600	\$272.00	8/27/2018	JES	Young	No	Yes	Obsolete	SPED
Chromebook #3	NXG55AA0037071E9097600	\$272.00	8/27/2018	JES	Young	No	Yes	Obsolete	SPED
Chromebook #4	NXG55AA0037071E9047600	\$272.00	8/27/2018	JES	Young	No	Yes	Obsolete	SPED
Chromebook #5	NXG55AA0037071E9107600	\$272.00	8/27/2018	JES	Young	No	Yes	Obsolete	SPED
Chromebook #6	NXG55AA0037071E9437600	\$272.00	8/27/2018	JES	Young	No	Yes	Obsolete	SPED
Chromebook #7	NXG55AA0037071E93F7600	\$272.00	8/27/2018	JES	Young	No	Yes	Obsolete	SPED
Chromebook #8	NXG55AA0037071E9477600	\$272.00	8/27/2018	JES	Young	No	Yes	Obsolete	SPED
Chromebook #9	NXG55AA0037071E9207600	\$272.00	8/27/2018	JES	Young	No	Yes	Obsolete	SPED
Chromebook #10	NXG55AA0037071E9157600	\$272.00	8/27/2018	JES	Young	No	Yes	Obsolete	SPED
Chromebook #11	NXG55AA0037071E9167600	\$272.00	8/27/2018	JES	Young	No	Yes	Obsolete	SPED
Chromebook #12	NXG55AA0037071E9177600	\$272.00	8/27/2018	JES	Young	No	Yes	Obsolete	SPED
Chromebook #13	NXG55AA0037071E9127600	\$272.00	8/27/2018	JES	Young	No	Yes	Obsolete	SPED
Chromebook #14	NXG55AA0037071E9317600	\$272.00	8/27/2018	JES	Young	No	Yes	Obsolete	SPED
Chromebook #15	NXG55AA0037071E91C7600	\$272.00	8/27/2018	JES	Young	No	Yes	Obsolete	SPED
Chromebook #16	NXG55AA0037071E9247600	\$272.00	8/27/2018	JES	Young	No	Yes	Obsolete	SPED
Chromebook #17	NXG55AA0037071E9327600	\$272.00	8/27/2018	JES	Young	No	Yes	Obsolete	SPED
Chromebook #18	NXG55AA0037071E9397600	\$272.00	8/27/2018	JES	Young	No	Yes	Obsolete	SPED
Chromebook #19	NXG55AA0037071A317600	\$272.00	8/27/2018	JES	Young	No	Yes	Obsolete	SPED
Chromebook #20	NXG55AA0037071E967600	\$272.00	8/27/2018	JES	Young	No	Yes	Obsolete	SPED
Chromebook #21	NXG55AA0037071E90A7600	\$272.00	8/27/2018	JES	Young	No	Yes	Obsolete	SPED
Chromebook #22	NXG55AA0037071E8907600	\$272.00	8/27/2018	JES	Young	No	Yes	Obsolete	SPED
Chromebook #23	NXG55AA0037071E92E6700	\$272.00	8/27/2018	JES	Young	No	Yes	Obsolete	SPED
Chromebook #24	NXG55AA0037071E94A6700	\$272.00	8/27/2018	JES	Young	No	Yes	Obsolete	SPED
Chromebook #25	NXG55AA0037071E8CD6700	\$272.00	8/27/2018	JES	Young	No	Yes	Obsolete	SPED
Chromebook #26	NXG55AA0037071E94E6700	\$272.00	8/27/2018	JES	Young	No	Yes	Obsolete	SPED
Chromebook #27	NXG55AA0037071E9297600	\$272.00	8/27/2018	JES	Young	No	Yes	Obsolete	SPED
Chromebook #28	NXG55AA0037071E90067600	\$272.00	8/27/2018	JES	Young	No	Yes	Obsolete	SPED
Chromebook #29	NXG55AA0037071E91F6700	\$272.00	8/27/2018	JES	Young	No	Yes	Obsolete	SPED
Chromebook #30	NXG55AA0037071E95A7600	\$272.00	8/27/2018	JES	Young	No	Yes	Obsolete	SPED
Chromebook #31	NXG55AA0037071E9266700	\$272.00	8/27/2018	JES	Young	No	Yes	Obsolete	SPED
Chromebook #32	NXG55AA0037071E9426700	\$272.00	8/27/2018	JES	Young	No	Yes	Obsolete	SPED
Chromebook #33	NXG55AA0037071E9276700	\$272.00	8/27/2018	JES	Young	No	Yes	Obsolete	SPED
Chromebook #34	NXG55AA0037071E8377600	\$272.00	8/27/2018	JES	Young	No	Yes	Obsolete	SPED
Chromebook #35	NXG55AA0037071E94C7600	\$272.00	8/27/2018	JES	Young	No	Yes	Obsolete	SPED
Chromebook #36	NXG55AA0037071e9187600	\$272.00	8/27/2018	JES	Young	No	Yes	Obsolete	SPED
Dell Monitor	CN0WH3187287274U1AUU			JES	Church	No	Yes	Obsolete	SPED
Dell Computer	3875177269			JES	Church	No	Yes	Obsolete	SPED
SPIRE Level 1 Kit #17		\$275.00	2013-14	JES	Young	No	Yes	Obsolete	SPED
SPIRE Level 4		\$275.00	2015-16	JES	Young	No	Yes	Obsolete	SPED
DRA Grades K-3 Kit #2		\$422.97	2013-14	JES	Young	No	Yes	Obsolete	SPED
SPIRE Level 3 Kit #2		\$275.00	2016-17	JES	McKinney	No	Yes	Obsolete	SPED
DRA Kit Grades K-3		\$422.97	2015-16	JES	McKinney	No	Yes	Obsolete	SPED
Dell Computer Monitor	CN-OC1823-74445-93N-BR55			JES	McKinney	No	Yes	Obsolete	SPED
HP Laser Jet Pro M201DN	VNB3G35972			JES	McKinney	No	Yes	Obsolete	SPED
Dell Computer	1.86143E+11			JES	McKinney	No	Yes	Obsolete	SPED
Chromebook Cart #2059		\$1,047.27	10/20/2015	JES	McKinney	Yes	Yes	Obsolete	SPED
Chromebook #1	NXSHEAA0024390D6E67600	\$173.56	10/20/2015	JES	McKinney	No	Yes	Obsolete	SPED
Chromebook #2	NXSHEAA0024390D6C17600	\$173.56	10/20/2015	JES	McKinney	No	Yes	Obsolete	SPED
Chromebook #3	NXSHEAA0024390D6917600	\$173.56	10/20/2015	JES	McKinney	No	Yes	Obsolete	SPED
Chromebook #4	NXSHEAA002439DE48A7600	\$173.56	10/20/2015	JES	McKinney	No	Yes	Obsolete	SPED
Chromebook #5	NXSHEAA002439DD6BF7600	\$173.56	10/20/2015	JES	McKinney	No	Yes	Obsolete	SPED
Chromebook #6	NXSHEAA002439DE7227600	\$173.56	10/20/2015	JES	McKinney	No	Yes	Obsolete	SPED
Chromebook #7	NXSHEAA002439DD6B87600	\$173.56	10/20/2015	JES	McKinney	No	Yes	Obsolete	SPED
Chromebook #8	NXSHEAA0024390D6A97600	\$173.56	10/20/2015	JES	McKinney	No	Yes	Obsolete	SPED
Chromebook #9	NXSHEAA0024390D6E37600	\$173.56	10/20/2015	JES	McKinney	No	Yes	Obsolete	SPED
Chromebook #10	NXSHEAA0024390D6B07600	\$173.56	10/20/2015	JES	McKinney	No	Yes	Obsolete	SPED
Chromebook #11	NXSHEAA0024390D67A7600	\$173.56	10/20/2015	JES	McKinney	No	Yes	Obsolete	SPED
Chromebook #12	NXSHEAA0024390D6B37600	\$173.56	10/20/2015	JES	McKinney	No	Yes	Obsolete	SPED
Chromebook #13	NXSHEAA0024390E84B7600	\$173.56	10/20/2015	JES	McKinney	No	Yes	Obsolete	SPED
Chromebook #14	NXSHEAA0024390D6927600	\$173.56	10/20/2015	JES	McKinney	No	Yes	Obsolete	SPED
Chromebook #15	NXSHEAA0024390E8BC7600	\$173.56	10/20/2015	JES	McKinney	No	Yes	Obsolete	SPED
Chromebook #16	NXSHEAA002430E7C07600	\$173.56	10/20/2015	JES	McKinney	No	Yes	Obsolete	SPED
Chromebook #17	NXSHEAA0024390D6967600	\$173.56	10/20/2015	JES	McKinney	No	Yes	Obsolete	SPED
Chromebook #18	NXSHEAA0024390D6E87600	\$173.56	10/20/2015	JES	McKinney	No	Yes	Obsolete	SPED
Chromebook #19		\$173.56	10/20/2015	JES	McKinney	No	Yes	Obsolete	SPED
Chromebook #20	NXSHEAA0024390D6BC7600	\$173.56	10/20/2015	JES	McKinney	No	Yes	Obsolete	SPED
Chromebook #21	NXSHEAA0024390D0E65B7600	\$173.56	10/20/2015	JES	McKinney	No	Yes	Obsolete	SPED
Chromebook #22	NXSHEAA0024390D6CA7600	\$173.56	10/20/2015	JES	McKinney	No	Yes	Obsolete	SPED
Chromebook #23	NXSHEAA0024390D68D7600	\$173.56	10/20/2015	JES	McKinney	No	Yes	Obsolete	SPED

Washington County Department of Education Federal Disposition Report

Description of Property	Serial # or Other Identification Number	Cost	Acquisition Date (proj.yr.)	School	Location of Property	Insurance removal	Ready for Disposition	Reason	Type of Inventory
Chromebook #24	NXSHEAA0024390D6E57600	\$173.56	10/20/2015	JES	McKinney	No	Yes	Obsolete	SPED
Chromebook #25	NXSHEAA0024390E5D67600	\$173.56	10/20/2015	JES	McKinney	No	Yes	Obsolete	SPED
Chromebook #26	NXSHEAA0024390E47B7600	\$173.56	10/20/2015	JES	McKinney	No	Yes	Obsolete	SPED
Chromebook #27	NXSHEAA0024390D6D57600	\$173.56	10/20/2015	JES	McKinney	No	Yes	Obsolete	SPED
Chromebook #28	NXSHEAA0024390E58D7600	\$173.56	10/20/2015	JES	McKinney	No	Yes	Obsolete	SPED
Chromebook #29	NXSHEAA0024390D6CF7600	\$173.56	10/20/2015	JES	McKinney	No	Yes	Obsolete	SPED
Chromebook #30	NXSHEAA0024390E8B07600	\$173.56	10/20/2015	JES	McKinney	No	Yes	Obsolete	SPED
DRA-2 Grades 4-8 Kit #1		\$286.00	2013-14	JES	McKinney	No	Yes	Obsolete	SPED
Lexmark T624	30061		6/28/2005	JES	Horan	No	Yes	Obsolete	SPED
DRA-2 Grades 4-8 Kit#2		\$286.00	2013-14	JES	Horan	No	Yes	Obsolete	SPED
SPIRE Level 1 Kit #1		\$286.00	2015-16	JES	McKinney	No	Yes	Obsolete	SPED
UHF Portable Walkie Talkies (2)	VX261	\$220.00	9/19/2019	JES	IA/Principal	No	Yes	Obsolete	SPED
Rifton Compass Chair	R340	\$375.00	10/22/2019	JES	Student	No	Yes	Obsolete	SPED
Chromebook Cart	1134	\$940.18	8/27/2018	Lamar	Lyons	Yes	Yes	Obsolete	SPED
Chromebook #1	NXG55AA0037071E8FD7600	\$272.00	8/27/2018	Lamar	Lyons	No	Yes	Obsolete	SPED
Chromebook #2	NXG55AA00371310F257600	\$272.00	8/27/2018	Lamar	Lyons	No	Yes	Obsolete	SPED
Chromebook #3	NXG55AA0037071E8FD7600	\$272.00	8/27/2018	Lamar	Lyons	No	Yes	Obsolete	SPED
Chromebook #4	NXG55AA00371310E8DB7600	\$272.00	8/27/2018	Lamar	Lyons	No	Yes	Obsolete	SPED
Chromebook #5	NXG55AA0037071E8DB7600	\$272.00	8/27/2018	Lamar	Lyons	No	Yes	Obsolete	SPED
Chromebook #6	NXG55AA00371310F317600	\$272.00	8/27/2018	Lamar	Lyons	No	Yes	Obsolete	SPED
Chromebook #7	NXG55AA0037071E8F77600	\$272.00	8/27/2018	Lamar	Lyons	No	Yes	Obsolete	SPED
Chromebook #8	NXG55AA00371310F1A7600	\$272.00	8/27/2018	Lamar	Lyons	No	Yes	Obsolete	SPED
Chromebook #9	NXG55AA00371310CCB7600	\$272.00	8/27/2018	Lamar	Lyons	No	Yes	Obsolete	SPED
Chromebook #10	NXG55AA0037071E8ED7600	\$272.00	8/27/2018	Lamar	Lyons	No	Yes	Obsolete	SPED
Chromebook #11	NXG55AA0037071E8FE7600	\$272.00	8/27/2018	Lamar	Lyons	No	Yes	Obsolete	SPED
Chromebook #12	NXG55AA00371310D177600	\$272.00	8/27/2018	Lamar	Lyons	No	Yes	Obsolete	SPED
Chromebook #13	NXG55AA0037131DE937600	\$272.00	8/27/2018	Lamar	Lyons	No	Yes	Obsolete	SPED
Chromebook #14	NXG55AA0037131DF197600	\$272.00	8/27/2018	Lamar	Lyons	No	Yes	Obsolete	SPED
Chromebook #15	NXG55AA00371310F217600	\$272.00	8/27/2018	Lamar	Lyons	No	Yes	Obsolete	SPED
Chromebook #16	NXG55AA0037071E8F17600	\$272.00	8/27/2018	Lamar	Lyons	No	Yes	Obsolete	SPED
Chromebook #17	NXG55AA00371310F167600	\$272.00	8/27/2018	Lamar	Lyons	No	Yes	Obsolete	SPED
Chromebook #18	NXG55AA00371310E9B7600	\$272.00	8/27/2018	Lamar	Lyons	No	Yes	Obsolete	SPED
Chromebook #19	NXG55AA00371310F067600	\$272.00	8/27/2018	Lamar	Lyons	No	Yes	Obsolete	SPED
Chromebook #20	NXG55AA00371310F287600	\$272.00	8/27/2018	Lamar	Lyons	No	Yes	Obsolete	SPED
Chromebook #21	NXG55AA0037071E8F97600	\$272.00	8/27/2018	Lamar	Lyons	No	Yes	Obsolete	SPED
Chromebook #22	NXG55AA00371310F177600	\$272.00	8/27/2018	Lamar	Lyons	No	Yes	Obsolete	SPED
Chromebook #23	NXG55AA00371310EF87600	\$272.00	8/27/2018	Lamar	Lyons	No	Yes	Obsolete	SPED
Chromebook #24	NXG55AA00371310EC47600	\$272.00	8/27/2018	Lamar	Lyons	No	Yes	Obsolete	SPED
Chromebook #25	NXG55AA00371310D0A7600	\$272.00	8/27/2018	Lamar	Lyons	No	Yes	Obsolete	SPED
Chromebook #26	NXG55AA0037071E8EB7600	\$272.00	8/27/2018	Lamar	Lyons	No	Yes	Obsolete	SPED
Chromebook #27	NXG55AA00371310EDE7600	\$272.00	8/27/2018	Lamar	Lyons	No	Yes	Obsolete	SPED
Chromebook #28	NXG55AA00371310DD97600	\$272.00	8/27/2018	Lamar	Lyons	No	Yes	Obsolete	SPED
Chromebook #29	NXG55AA0037071E8FB7600	\$272.00	8/27/2018	Lamar	Lyons	No	Yes	Obsolete	SPED
Chromebook #30	NXG55AA00371310F207600	\$272.00	8/27/2018	Lamar	Lyons	No	Yes	Obsolete	SPED
Chromebook #31	NXG55AA00371310F1E7600	\$272.00	8/27/2018	Lamar	Lyons	No	Yes	Obsolete	SPED
Chromebook #32	NXG55AA00371310F1E7600	\$272.00	8/27/2018	Lamar	Lyons	No	Yes	Obsolete	SPED
Chromebook #33	NXG55AA0037071E8FF7600	\$272.00	8/27/2018	Lamar	Lyons	No	Yes	Obsolete	SPED
Chromebook #34	NXG55AA00371310F027600	\$272.00	8/27/2018	Lamar	Lyons	No	Yes	Obsolete	SPED
Chromebook #35	NXG55AA0037071E8FC7600	\$272.00	8/27/2018	Lamar	Lyons	No	Yes	Obsolete	SPED
Chromebook #36	NXG55AA00371310F157600	\$272.00	8/27/2018	Lamar	Lyons	No	Yes	Obsolete	SPED
School Smart Overhead Projector Series 200	30660-1	\$945.50	6/30/2005	Lamar	Pugh	Yes	Yes	Obsolete	SPED
MAICO Printer	SP140895092	\$556.00	8/13/2015	Lamar	Trainor	Yes	Yes	Obsolete	SPED
I-Pad	DMPL87KXF182	\$329.00	2013-14	Lamar	Trainor	No	Yes	Obsolete	SPED
I-Pad	DDPL87CEF182	\$329.00	2013-14	Lamar	Trainor	No	Yes	Obsolete	SPED
Chromebook cart	1130	\$940.81	8/27/2018	RV	Waldren	Yes	Yes	Obsolete	SPED
Chromebook #1	NXG55AA0037071E9637600	\$282.00	8/27/2018	RV	Waldren	No	Yes	Obsolete	SPED
Chromebook #2	NXG55AA0037071E9377600	\$282.00	8/27/2018	RV	Waldren	No	Yes	Obsolete	SPED
Chromebook #3	NXG55AA0037071E913766	\$282.00	8/27/2018	RV	Waldren	No	Yes	Obsolete	SPED
Chromebook #4	NXG55AA0037130F5C7600	\$282.00	8/27/2018	RV	Waldren	No	Yes	Obsolete	SPED
Chromebook #5	NXG55AA0037071E077600	\$282.00	8/27/2018	RV	Waldren	No	Yes	Obsolete	SPED
Chromebook #6	NXG55AA0037071E687600	\$282.00	8/27/2018	RV	Waldren	No	Yes	Obsolete	SPED
Chromebook #7	NXG55AA0037071E92F7600	\$282.00	8/27/2018	RV	Waldren	No	Yes	Obsolete	SPED
Chromebook #8	NXG55AA0037071E9007600	\$282.00	8/27/2018	RV	Waldren	No	Yes	Obsolete	SPED
Chromebook #9	NXG55AA0037071E0E7600	\$282.00	8/27/2018	RV	Waldren	No	Yes	Obsolete	SPED
Chromebook #10	N/A. Stopped working, turned into technology, out of warranty	\$282.00	8/27/2018	RV	Waldren	No	Yes	Obsolete	SPED
Chromebook #11	NXG55AA0031071E9547600	\$282.00	8/27/2018	RV	Waldren	No	Yes	Obsolete	SPED
Chromebook #12	NXG55AA0037071E587600	\$282.00	8/27/2018	RV	Waldren	No	Yes	Obsolete	SPED
Chromebook #13	NXG55AA0037071EA87600	\$282.00	8/27/2018	RV	Waldren	No	Yes	Obsolete	SPED
Chromebook #14	NXG55AA0037071E9007600	\$282.00	8/27/2018	RV	Waldren	No	Yes	Obsolete	SPED
Chromebook #15	NXG55AA00371310F827600	\$282.00	8/27/2018	RV	Waldren	No	Yes	Obsolete	SPED
Chromebook #16	NXG55AA0037071E90F7600	\$282.00	8/27/2018	RV	Waldren	No	Yes	Obsolete	SPED

Washington County Department of Education Federal Disposition Report

Description of Property	Serial # or Other Identification Number	Cost	Acquisition Date (proj.yr.)	School	Location of Property	Insurance removal	Ready for Disposition	Reason	Type of Inventory
Chromebook #17	NXG5AA0037071E93A7600	\$282.00	8/27/2018	RV	Waldren	No	Yes	Obsolete	SPED
Chromebook #18	NXG5AA0037071E8547600	\$282.00	8/27/2018	RV	Waldren	No	Yes	Obsolete	SPED
Chromebook #19	NXG5AA0037071E277600	\$282.00	8/27/2018	RV	Waldren	No	Yes	Obsolete	SPED
Chromebook #20	NXG5AA0037071E90C7600	\$282.00	8/27/2018	RV	Waldren	No	Yes	Obsolete	SPED
Chromebook #21	NXG5AA0037071E9457600	\$282.00	8/27/2018	RV	Waldren	No	Yes	Obsolete	SPED
Chromebook #22	NXG5AA0037130E907600	\$282.00	8/27/2018	RV	Waldren	No	Yes	Obsolete	SPED
Chromebook #23	NXG5AA0037071E827600	\$282.00	8/27/2018	RV	Waldren	No	Yes	Obsolete	SPED
Chromebook #24	NXG5AA0037071E9C7600	\$282.00	8/27/2018	RV	Waldren	No	Yes	Obsolete	SPED
Chromebook #25	NXG5AA0037071E147600	\$282.00	8/27/2018	RV	Waldren	No	Yes	Obsolete	SPED
Chromebook #26	NXG5AA0037071E9807600	\$282.00	8/27/2018	RV	Waldren	No	Yes	Obsolete	SPED
Chromebook #27	NXG5AA0037071E9117600	\$282.00	8/27/2018	RV	Waldren	No	Yes	Obsolete	SPED
Chromebook #28	NXG5AA0037071E9287600	\$282.00	8/27/2018	RV	Waldren	No	Yes	Obsolete	SPED
Chromebook #29	NXG5AA0037071E93E7600	\$282.00	8/27/2018	RV	Waldren	No	Yes	Obsolete	SPED
Chromebook #30	NXG5AA0037071E9257600	\$282.00	8/27/2018	RV	Waldren	No	Yes	Obsolete	SPED
Chromebook #31	NXG5AA00370717750766	\$282.00	8/27/2018	RV	Waldren	No	Yes	Obsolete	SPED
Chromebook #32	NXG5AA0037071e357600	\$282.00	8/27/2018	RV	Waldren	No	Yes	Obsolete	SPED
Chromebook #33	NXG5AA0037071EF47600	\$282.00	8/27/2018	RV	Waldren	No	Yes	Obsolete	SPED
Chromebook #34	NXG5AA0037071E987600	\$282.00	8/27/2018	RV	Waldren	No	Yes	Obsolete	SPED
Chromebook #35	NXG5AA0037071E0FF7F7600	\$282.00	8/27/2018	RV	Waldren	No	Yes	Obsolete	SPED
Chromebook #36	NXG5AA0037071E507600	\$282.00	8/27/2018	RV	Waldren	No	Yes	Obsolete	SPED
SPIRE Levels 7 & 8 (not in box)		\$286.00	2013-14	RV	Adams	No	Yes	Obsolete	SPED
SPIRE Level 4 Kit #4		\$286.00	2015-16	SC	Hilbert	No	Yes	Obsolete	SPED
Chromebook Cart	1128	\$940.18	8/27/2018	WV	Crowe	No	Yes	Obsolete	SPED
Chromebook #1	NXG55AA00370771E2937600	\$272.00	8/27/2018	WV	Crowe	No	Yes	Obsolete	SPED
Chromebook #2	NXG55AA00370771E5777600	\$272.00	8/27/2018	WV	Crowe	No	Yes	Obsolete	SPED
Chromebook #3	NXG55AA00370771E9377600	\$272.00	8/27/2018	WV	Crowe	No	Yes	Obsolete	SPED
Chromebook #4	NXG55AA00370771E9487600	\$272.00	8/27/2018	WV	Crowe	No	Yes	Obsolete	SPED
Chromebook #5	NXG55AA00370771E9747600	\$272.00	8/27/2018	WV	Crowe	No	Yes	Obsolete	SPED
Chromebook #6	NXG55AA00370771E907600	\$272.00	8/27/2018	WV	Crowe	No	Yes	Obsolete	SPED
Chromebook #7	NXG55AA00370771E9387600	\$272.00	8/27/2018	WV	Crowe	No	Yes	Obsolete	SPED
Chromebook #8	NXG55AA00370771E97F7600	\$272.00	8/27/2018	WV	Crowe	No	Yes	Obsolete	SPED
Chromebook #9	NXG55AA00370771E667700	\$272.00	8/27/2018	WV	Crowe	No	Yes	Obsolete	SPED
Chromebook #10	NXG55AA00370771E91E7600	\$272.00	8/27/2018	WV	Crowe	No	Yes	Obsolete	SPED
Chromebook #11	NXG55AA00370771E94D7600	\$272.00	8/27/2018	WV	Crowe	No	Yes	Obsolete	SPED
Chromebook #12	NXG55AA00370771E91A7600	\$272.00	8/27/2018	WV	Crowe	No	Yes	Obsolete	SPED
Chromebook #13	NXG55AA00370771E9187600	\$272.00	8/27/2018	WV	Crowe	No	Yes	Obsolete	SPED
Chromebook #14	NXG55AA00370771E8927600	\$272.00	8/27/2018	WV	Crowe	No	Yes	Obsolete	SPED
Chromebook #15	NXG55AA0037071E877600	\$272.00	8/27/2018	WV	Crowe	No	Yes	Obsolete	SPED
Chromebook #16	NXG55AA00370771E92A7600	\$272.00	8/27/2018	WV	Crowe	No	Yes	Obsolete	SPED
Chromebook #17	NXG55AA00370771E9107600	\$272.00	8/27/2018	WV	Crowe	No	Yes	Obsolete	SPED
Chromebook #18	NXG55AA00370771E94F7600	\$272.00	8/27/2018	WV	Crowe	No	Yes	Obsolete	SPED
Chromebook #19	NXG55AA00370771E9737600	\$272.00	8/27/2018	WV	Crowe	No	Yes	Obsolete	SPED
Chromebook #20	NXG55AA00370771E9597600	\$272.00	8/27/2018	WV	Crowe	No	Yes	Obsolete	SPED
Chromebook #21	NXG55AA00370771E9787600	\$272.00	8/27/2018	WV	Crowe	No	Yes	Obsolete	SPED
Chromebook #22	NXG55AA00370771E96F600	\$272.00	8/27/2018	WV	Crowe	No	Yes	Obsolete	SPED
Chromebook #23	NXG55AA00370771EBC7600	\$272.00	8/27/2018	WV	Crowe	No	Yes	Obsolete	SPED
Chromebook #24	NXG55AA00370771E8A600	\$272.00	8/27/2018	WV	Crowe	No	Yes	Obsolete	SPED
Chromebook #25	NXG55AA00370771E0677600	\$272.00	8/27/2018	WV	Crowe	No	Yes	Obsolete	SPED
Chromebook #26	NXG55AA00370771E0C7600	\$272.00	8/27/2018	WV	Crowe	No	Yes	Obsolete	SPED
Chromebook #27	NXG55AA00370771E987600	\$272.00	8/27/2018	WV	Crowe	No	Yes	Obsolete	SPED
Chromebook #28	NXG55AA00370771E9497600	\$272.00	8/27/2018	WV	Crowe	No	Yes	Obsolete	SPED
Chromebook #29	NXG55AA00370771E4077600	\$272.00	8/27/2018	WV	Crowe	No	Yes	Obsolete	SPED
Chromebook #30	NXG55AA00370771E9177600	\$272.00	8/27/2018	WV	Crowe	No	Yes	Obsolete	SPED
Chromebook #31	NXG5AA0037071e357600	\$282.00	8/27/2018	RV	Waldren	No	Yes	Obsolete	SPED
Chromebook #32	NXG5AA0037071E937600	\$282.00	8/27/2018	RV	Waldren	No	Yes	Obsolete	SPED
Chromebook #33	NXG5AA0037071EF47600	\$282.00	8/27/2018	RV	Waldren	No	Yes	Obsolete	SPED
Chromebook #34	NXG5AA0037071E987600	\$282.00	8/27/2018	RV	Waldren	No	Yes	Obsolete	SPED
Chromebook #35	NXG5AA0037071E0FF7F7600	\$282.00	8/27/2018	RV	Waldren	No	Yes	Obsolete	SPED
Chromebook #36	NXG5AA0037071E507600	\$282.00	8/27/2018	RV	Waldren	No	Yes	Obsolete	SPED
SPIRE Levels 7 & 8 (not in box)		\$286.00	2013-14	RV	Adams	No	Yes	Obsolete	SPED
SPIRE Level 4 Kit #4		\$286.00	2015-16	SC	Hilbert	No	Yes	Obsolete	SPED
Chromebook Cart	1128	\$940.18	8/27/2018	WV	Crowe	Yes	Yes	Obsolete	SPED
Chromebook #1	NXG55AA00370771E2937600	\$272.00	8/27/2018	WV	Crowe	No	Yes	Obsolete	SPED
Chromebook #2	NXG55AA00370771E5777600	\$272.00	8/27/2018	WV	Crowe	No	Yes	Obsolete	SPED
Chromebook #3	NXG55AA00370771E9377600	\$272.00	8/27/2018	WV	Crowe	No	Yes	Obsolete	SPED
Chromebook #4	NXG55AA00370771E9487600	\$272.00	8/27/2018	WV	Crowe	No	Yes	Obsolete	SPED
Chromebook #5	NXG55AA00370771E9747600	\$272.00	8/27/2018	WV	Crowe	No	Yes	Obsolete	SPED
Chromebook #6	NXG55AA00370771E907600	\$272.00	8/27/2018	WV	Crowe	No	Yes	Obsolete	SPED
Chromebook #7	NXG55AA00370771E9387600	\$272.00	8/27/2018	WV	Crowe	No	Yes	Obsolete	SPED
Chromebook #8	NXG55AA00370771E97F7600	\$272.00	8/27/2018	WV	Crowe	No	Yes	Obsolete	SPED
Chromebook #9	NXG55AA00370771E667700	\$272.00	8/27/2018	WV	Crowe	No	Yes	Obsolete	SPED
Chromebook #10	NXG55AA00370771E91E7600	\$272.00	8/27/2018	WV	Crowe	No	Yes	Obsolete	SPED

Washington County Department of Education Federal Disposition Report

Description of Property	Serial # or Other Identification Number	Cost	Acquisition Date (proj.yr.)	School	Location of Property	Insurance removal	Ready for Disposition	Reason	Type of Inventory
Chromebook #11	NXG55AA00370771E94D7600	\$272.00	8/27/2018	WV	Crowe	No	Yes	Obsolete	SPED
Chromebook #12	NXG55AA00370771E91A7600	\$272.00	8/27/2018	WV	Crowe	No	Yes	Obsolete	SPED
Chromebook #13	NXG55AA00370771E9187600	\$272.00	8/27/2018	WV	Crowe	No	Yes	Obsolete	SPED
Chromebook #14	NXG55AA00370771E8927600	\$272.00	8/27/2018	WV	Crowe	No	Yes	Obsolete	SPED
Chromebook #15	NXG55AA00370771E8777600	\$272.00	8/27/2018	WV	Crowe	No	Yes	Obsolete	SPED
Chromebook #16	NXG55AA00370771E92A7600	\$272.00	8/27/2018	WV	Crowe	No	Yes	Obsolete	SPED
Chromebook #17	NXG55AA00370771E9107600	\$272.00	8/27/2018	WV	Crowe	No	Yes	Obsolete	SPED
Chromebook #18	NXG55AA00370771E94F7600	\$272.00	8/27/2018	WV	Crowe	No	Yes	Obsolete	SPED
Chromebook #19	NXG55AA00370771E9737600	\$272.00	8/27/2018	WV	Crowe	No	Yes	Obsolete	SPED
Chromebook #20	NXG55AA00370771E9597600	\$272.00	8/27/2018	WV	Crowe	No	Yes	Obsolete	SPED
Chromebook #21	NXG55AA00370771E9787600	\$272.00	8/27/2018	WV	Crowe	No	Yes	Obsolete	SPED
Chromebook #22	NXG55AA00370771E96F600	\$272.00	8/27/2018	WV	Crowe	No	Yes	Obsolete	SPED
Chromebook #23	NXG55AA00370771EBC7600	\$272.00	8/27/2018	WV	Crowe	No	Yes	Obsolete	SPED
Chromebook #24	NXG55AA00370771E8A600	\$272.00	8/27/2018	WV	Crowe	No	Yes	Obsolete	SPED
Chromebook #25	NXG55AA00370771E0677600	\$272.00	8/27/2018	WV	Crowe	No	Yes	Obsolete	SPED
Chromebook #26	NXG55AA00370771E0C7600	\$272.00	8/27/2018	WV	Crowe	No	Yes	Obsolete	SPED
Chromebook #27	NXG55AA00370771E987600	\$272.00	8/27/2018	WV	Crowe	No	Yes	Obsolete	SPED
Chromebook #28	NXG55AA00370771E9497600	\$272.00	8/27/2018	WV	Crowe	No	Yes	Obsolete	SPED
Chromebook #29	NXG55AA00370771E4077600	\$272.00	8/27/2018	WV	Crowe	No	Yes	Obsolete	SPED
Chromebook #30	NXG55AA00370771E9177600	\$272.00	8/27/2018	WV	Crowe	No	Yes	Obsolete	SPED
Chromebook #31	NXG55AA00370771E757600	\$272.00	8/27/2018	WV	Crowe	No	Yes	Obsolete	SPED
Chromebook #32	NXG55AA00370771E947600	\$272.00	8/27/2018	WV	Crowe	No	Yes	Obsolete	SPED
Chromebook #33	NXG55AA00370771E927600	\$272.00	8/27/2018	WV	Crowe	No	Yes	Obsolete	SPED
Chromebook #34	NXG55AA00370771E777600	\$272.00	8/27/2018	WV	Crowe	No	Yes	Obsolete	SPED
Chromebook #35	NXG55AA00370771E767600	\$272.00	8/27/2018	WV	Crowe	No	Yes	Obsolete	SPED
Chromebook #36	NXG55AA00370771E467600	\$272.00	8/27/2018	WV	Crowe	No	Yes	Obsolete	SPED
HP Laser Jet 4100	81208381			WV	Crowe	No	Yes	Obsolete	SPED
Chromebook Cart	1077	\$1,047.12	10/20/2015	SS	Childers	Yes	Yes	Obsolete	SPED
Chromebook #1	Sent to Tech for repair	\$173.56	10/20/2015	SS	Childers	No	Yes	Obsolete	SPED
Chromebook #2	NXSHEAA0024390D6997600	\$173.56	10/20/2015	SS	Childers	No	Yes	Obsolete	SPED
Chromebook #3	NXSGEAA002439006AF7600	\$173.56	10/20/2015	SS	Childers	No	Yes	Obsolete	SPED
Chromebook #4	Sent to Tech for repair	\$173.56	10/20/2015	SS	Childers	No	Yes	Obsolete	SPED
Chromebook #5	NXSHEAA0024390D68A7600	\$173.56	10/20/2015	SS	Childers	No	Yes	Obsolete	SPED
Chromebook #6	NXSHEAA0024390DB6700	\$173.56	10/20/2015	SS	Childers	No	Yes	Obsolete	SPED
Chromebook #7	NXSHEAA002439006BA700	\$173.56	10/20/2015	SS	Childers	No	Yes	Obsolete	SPED
Chromebook #8	Sent to Tech for repair	\$173.56	10/20/2015	SS	Childers	No	Yes	Obsolete	SPED
Chromebook #9	NXSHEAA0024390069C7600	\$173.56	10/20/2015	SS	Childers	No	Yes	Obsolete	SPED
Chromebook #10	NXSHEAA002439006A07600	\$173.56	10/20/2015	SS	Childers	No	Yes	Obsolete	SPED
Chromebook #11	NXSHEAA0024390E87A7600	\$173.56	10/20/2015	SS	Childers	No	Yes	Obsolete	SPED
Chromebook #12	NXSHEAA0024390D6937600	\$173.56	10/20/2015	SS	Childers	No	Yes	Obsolete	SPED
Chromebook #13	NXSHEAA0024390E8367600	\$173.56	10/20/2015	SS	Childers	No	Yes	Obsolete	SPED
Chromebook #14	NXSHEAA0024390D6887600	\$173.56	10/20/2015	SS	Childers	No	Yes	Obsolete	SPED
Chromebook #15	NXSHEAA0024390D6A27600	\$173.56	10/20/2015	SS	Childers	No	Yes	Obsolete	SPED
Chromebook #16	NXSHEAA0024390D6E77600	\$173.56	10/20/2015	SS	Childers	No	Yes	Obsolete	SPED
Chromebook #17	NXSHEAA0024390D6EA7600	\$173.56	10/20/2015	SS	Childers	No	Yes	Obsolete	SPED
Chromebook #18	NXSHEAA0024390E44F7600	\$173.56	10/20/2015	SS	Childers	No	Yes	Obsolete	SPED
Chromebook #19	NXSHEAA0024390D7217600	\$173.56	10/20/2015	SS	Childers	No	Yes	Obsolete	SPED
Chromebook #20	NXSHEAA0024390D7077600	\$173.56	10/20/2015	SS	Childers	No	Yes	Obsolete	SPED
Chromebook #21	NXSHEAA0024390D71B7600	\$173.56	10/20/2015	SS	Childers	No	Yes	Obsolete	SPED
Chromebook #22	NXSHEAA0024390E6687600	\$173.56	10/20/2015	SS	Childers	No	Yes	Obsolete	SPED
Chromebook #23	NXSHEAA0024390D6BB7600	\$173.56	10/20/2015	SS	Childers	No	Yes	Obsolete	SPED
Chromebook #24	NXSHEAA0024390D6FC7600	\$173.56	10/20/2015	SS	Childers	No	Yes	Obsolete	SPED
Chromebook #25	NXSHEAA0024390D6CS7600	\$173.56	10/20/2015	SS	Childers	No	Yes	Obsolete	SPED
Chromebook #26	NXSHEAA0024390D6E17600	\$173.56	10/20/2015	SS	Childers	No	Yes	Obsolete	SPED
Chromebook #27	Sent to Tech for repair	\$173.56	10/20/2015	SS	Childers	No	Yes	Obsolete	SPED
Chromebook #28	NXSHEAA0024390D6CB7600	\$173.56	10/20/2015	SS	Childers	No	Yes	Obsolete	SPED
Chromebook #29	NXSHEAA0024390E8CE7600	\$173.56	10/20/2015	SS	Childers	No	Yes	Obsolete	SPED
Chromebook #30	NXSHEAA0024390EH867600	\$173.56	10/20/2015	SS	Childers	No	Yes	Obsolete	SPED
Smartboard and Projector	31286-26	\$1,509.00	7/1/2005	SS	Miller	Yes	Yes	Obsolete	SPED
HP Laser Jet Pro M402DNE	PHB5833962			SS		No	Yes	Obsolete	SPED
Victory Freezer, reach in dryer	g0750126 y09a59bz301099l	\$2,049.00 \$765.00	2008 2010	DCHS	DCHS E4/E5 DCHS E4/E5	Yes Yes	Yes Yes	Beyond Repair Beyond Repair	CTE Perkins CTE Perkins
washer	y09954az400926n	\$765.00	2010	DCHS	DCHS E4/E5	Yes	Yes	Beyond Repair	CTE Perkins

PURCHASE ORDER

27679

DANIEL BOONE HIGH SCHOOL

1440 Suncrest Drive
Gray, Tennessee 37615
423-477-1600

Date: 5-15-24

To: BSN Sports

Ship To: ABHS
Varsity
Athletics 600

PART NUMBER	DESCRIPTION	QUANTITY ORDERED	PRICE	AMOUNT
	AB Uniforms			
	Sole Provider			
	TOTAL			\$10,255.50

Doug Good
AUTHORIZED BY

BSN SPORTS

October 18, 2023

To Whom It May Concern:

Please allow this letter to serve as a formal notice that BSN Sports is the sole source, manufacturer, and distributor of BSN Sports branded hardgoods, apparel, and uniforms.

BSN Sports does not use other sporting goods dealers or other sales outlets to distribute our products. All BSN Sports product is sold by our direct online website or through our extraordinary Sales Force. Your account Sales Pro and source fall our product is C.J. Lee, who can be reached at 423-383-1931 or by email at cjlee@bsnsports.com.

If you have any questions pertaining to this matter, please do not hesitate to contact either myself or C.J.

We appreciate the opportunity to serve you!

Matthew Pendleton

Sales Manager, NE TENN SW VIRGINIA, BSN SPORTS

Mobile: [423-956-3287](tel:423-956-3287) OFFICE [276-591-4821](tel:276-591-4821)

mpendleton@bsnsports.com

www.BSNSPORTS.com

The Heart of the Game

JB

PURCHASING DEPARTMENT
WASHINGTON COUNTY BOARD OF EDUCATION

Purchase Order No 2351

Date Issued 05-15-24

Appropriation No. 72620335

Dept. Mtnce

School Systemwide

PURCHASE ORDER

TO
Finchum Sports Floors

Deliver to
Address Washington County Schools

Via

Articles on this order must be charged to account of

NOTICE TO VENDOR

- 1. Purchase order MUST bear two signatures in order to be valid.
- 2. Purchase order number MUST appear on all invoices submitted for payment.
- 3. Mail TWO copies of your invoice promptly to:

Washington County Board of Education
405 West College Street
Jonesborough, TN 37659
Telephone (423) 753-1105

ARTICLES OR SERVICES	CODE	QUANTITY & UNIT	UNIT PRICE	TOTAL
(Unless otherwise stated all prices F.O.B. Destination)				
Gymnasium Floors Refinishing				
* Price Quotes Attached *				
GRAND TOTAL - INCLUDING ALL ATTACHED PAGES				\$ 24,999.00

SUBJECT TO THE FOLLOWING CONDITIONS

- 1. All packages, cartons or other containers must be plainly marked with the purchase order number.
- 2. The right is reserved to purchase in the open market and to charge the difference to the Vendor in the event that deliveries are not made at the time specified in the bid and on this order.
- 3. Whenever a delivery is rejected, the Vendor shall be notified and be given the reason for the rejection. All rejected deliveries shall be held at the Vendor's risk and he shall bear the expense of removal.
- 4. Acceptance of this order includes acceptance of all terms, prices, delivery, instructions, specifications and conditions stated.
- 5. The county is not liable for Federal excise tax or state sales tax.
- 6. Each shipment and/or each purchase order should be covered by separate invoice.

IMPORTANT: INVOICES AND PACKAGES MUST BEAR PURCHASE ORDER NUMBER

VENDOR'S COPY

There is an otherwise unincumbered balance to the credit of the proper appropriation, allotment or fund to meet the expenditure covered by this purchase.

W. Bradford Hale

Authorized Signature

APPROVED:

Sandra Good

Purchasing Agent

PRICE INQUIRY FORM
Washington County Schools

Vendor	Description of items for price comparison	Price Quoted
Firm <i>sports Floors</i> ✓ <i>Fincham Floors</i> Address <i>Sevierville Tn.</i> Person Contacted <i>Lisa Zielinski</i> Date <i>April 30, 2024</i>	Dry Screen and Apply 2 coats Finish on Gym Floors * Meets Specifications *	.50 per sq.ft. oil .55 per sq.ft. water
Firm <i>PRATERS</i> Address <i>Knoxville</i> Person Contacted <i>Casey Wilson</i> Date <i>MAY 2nd 2024</i>	 	No Price
Firm <i>Southern Flooring</i> Address <i>Greenville S.C.</i> Person Contacted <i>Rae Northaagle</i> Date <i>April 30 2024</i>	 	.64 per sq.ft.

[Signature]

Name of person obtaining inquiry



Phillip Patrick <patrickp@wcde.org>

Estimate form

8 messages

Southern Flooring Sales <sales@southernfloor.com>

Tue, Apr 30, 2024 at 10:47 AM

To: "patrickp@wcde.org" <patrickp@wcde.org>

Fill out any pertinent questions please, if the question doesn't apply, leave blank. We want to know how many schools as well please.

1. Please list name of the facilities :
2. Please list addresses of facilities:
3. For each site, please explain what you are wanting done:
4. Please list square footage of gyms (ballpark is fine for now):
5. When are you looking for project to begin/be completed by:
6. When possible, please email photos of existing gym floors :
7. Are you needing bleachers installation and/or removal as well: (Length and Number of Rows)
8. Are you needing any gym equipment (basketball hoops, volleyball nets, wall pads, Size and Number of Wall Pads):

Thank you,

Rae Northnagle

Front Office Admin

Southern Flooring

864-277-8238

sales@southernfloor.com

Phillip Patrick <patrickp@wcde.org>

Tue, Apr 30, 2024 at 12:34 PM

To: Southern Flooring Sales <sales@southernfloor.com>

1. Washington County Schools
2. Jonesborough area.
3. Dry screen, Vacuum, Tack mop, apply 2 coats of Oil based or water based gym finish to the entire surface.
4. Pricing will be per Sq. Ft.
5. Begin work when school is dismissed for summer. Complete school starting in early May. Some schools will be scheduled in December.
6. N/A

7.no
8. no

Please give me a quote for labour and materials on a per Sq. Ft. basis.
Bleachers will be closed and will not need to be moved.

Thanks
Phillip Patrick
Maintenance
Washington County Schools
[Quoted text hidden]

Southern Flooring Sales <sales@southernfloor.com>
To: Phillip Patrick <patrickp@wcde.org>

Tue, Apr 30, 2024 at 12:58 PM

How many schools does this entail ?

[Quoted text hidden]

Phillip Patrick <patrickp@wcde.org>
To: Southern Flooring Sales <sales@southernfloor.com>

Tue, Apr 30, 2024 at 1:09 PM

We have a possibility of seven schools.
Two of those are the high schools and may need to be done in December during winter break.

Phillip
[Quoted text hidden]

Southern Flooring Sales <sales@southernfloor.com>
To: Phillip Patrick <patrickp@wcde.org>

Tue, Apr 30, 2024 at 1:14 PM

Thank you.

Thank you,

Rae Northnagle
Front Office Admin
Southern Flooring
864-277-8238
sales@southernfloor.com

[Quoted text hidden]

James Counihan <jamesc@southernfloor.com>

Tue, Apr 30, 2024 at 4:03 PM

To: Phillip Patrick <patrickp@wcde.org>
Cc: Southern Flooring Sales <sales@southernfloor.com>

Patrick,

To buff and apply two coats of MFMA approved Polyurethane we charge .44 cent a square foot.
Please call or email with questions.

Thank you,
James Counihan
President
Southern Flooring Inc.



WWW.Southernfloor.com

<https://www.youtube.com/watch?v=SOPOFGAo4KA>
<https://youtu.be/35NejcWjF2c>

From: Phillip Patrick <patrickp@wcde.org>
Sent: Tuesday, April 30, 2024 12:35 PM
To: Southern Flooring Sales <sales@southernfloor.com>
Subject: Re: Estimate form

1. Washington County Schools

[Quoted text hidden]
[Quoted text hidden]

Phillip Patrick <patrickp@wcde.org>
To: James Counihan <jamesc@southernfloor.com>

Wed, May 1, 2024 at 7:55 AM

James,

5/13/24, 10:19 AM

Washington County Department of Education Mail - Estimate form

When you say buff, is that dry screening?

Phillip

[Quoted text hidden]

James Counihan <jamesc@southernfloor.com>
To: Phillip Patrick <patrickp@wcde.org>

Wed, May 1, 2024 at 8:50 AM

Yes, it is.

[Quoted text hidden]



Proposal

2812 Boyds Creek Hwy
Sevierville, TN 37876
Office: (865)453-3995
Fax: (865)429-2431

DATE April 30, 2024
Job Name Washington County
Job Location Washington County, TN

Quotation valid until: December 22, 2021
Prepared by: Lisa Zielinski

Submitted to:
Washington County Schools
405 W. College St.
Jonesborough, TN 37659

Architect: n/a
Sq. Footage: Per School

Start Date:
Type of Floor: wood

Job Phone: 423-753-1129
After Hours Contact:

Line Item	AMOUNT
To provide all labor, materials and services for the following:	
Buff, dry Screen, vacuum, tack mop and apply 2 coats of oil based gym floor finish to entire surface.	.50per sqft.
Buff, dry Screen, vacuum, tack mop and apply 2 coats of water based gym floor finish to entire surface.	.55 per sqft.
TOTAL	\$ -

Finchum Sports Flooring LLC

All material is guaranteed to be as specified. All work is to be complete in a substantial workmanlike manner according to specifications submitted per standard practices. Any alteration or deviation from above specifications involving material increase costs due to pandemic; extra costs will be executed only upon written orders and will become an extra charge over and above the contract. All agreements contingent upon circumstances such as strikes, accidents, pandemics or acts of God, or delays that are beyond our control. Owner is to carry fire, tornado, and other necessary insurance. Our workers are fully covered by Workers Compensation Insurance.

Estimator Signature

ACCEPTANCE OF PROPOSAL

The above prices, specifications, and conditions are satisfactory and are hereby accepted. Finchum Sports Floors, LLC. Is authorized to complete the work as specified.

SIGNATURE: _____ **Date of Acceptance:** _____



Phillip Patrick <patrickp@wcde.org>

Gym Floor Work

5 messages

Casey Wilson <casey@pratersflooring.com>
To: Phillip Patrick <patrickp@wcde.org>

Tue, Apr 30, 2024 at 4:16 PM

Good Afternoon Phillip,
I hope you are doing well. I got your voicemail this morning about needing some gym floor work. Shoot me over the details and I will work on a quote for you.
We are currently booked for screen & recoat work from May 27th - October 27th....But have openings for sand/paint/finish work August - December open.

thanks,
Casey

Phillip Patrick <patrickp@wcde.org>
To: Casey Wilson <casey@pratersflooring.com>

Wed, May 1, 2024 at 7:53 AM

We have approximately 8 school gyms we would try to do this year. Two of them are the high school gyms. We would probably do them in December during the winter break.
Quote to include dry screen, tack mop, and two coats of finish. Some of our gyms are water based and some are oil.
Please make your quote on per Sq. Ft. basis.

Thank you,
Phillip Patrick
Maintenance
Washington County Schools
[Quoted text hidden]

Casey Wilson <casey@pratersflooring.com>
To: Phillip Patrick <patrickp@wcde.org>

Wed, May 1, 2024 at 9:24 AM

Good Morning Phillip,
Can you please send the school names, square footage and finish types for each school, and then I can get you a quote.

thanks,
Casey



CASEY WILSON

Inside Sales Manager

c: 423-899-8676 ext. 3003 | pratersflooring.com

[Quoted text hidden]

Phillip Patrick <patrickp@wcde.org>
To: Casey Wilson <casey@pratersflooring.com>

Thu, May 2, 2024 at 7:40 AM

Casey,
Just give me a square foot price. One for oil base finish and one for water base finish.

Thanks
Phillip
[Quoted text hidden]

Casey Wilson <casey@pratersflooring.com>

Thu, May 2, 2024 at 12:04 PM

To: Phillip Patrick <patrickp@wcde.org>

Phillip,

Our pricing is based on square footage and finish type. The smaller the gym floor, the higher the square footage rate. In order to give a square footage price, I would really like to see all of the square footages first, so that I could get an average square footage to base my pricing on.

thanks,
Casey



CASEY WILSON

Inside Sales Manager

c: 423-899-8676 ext. 3003 | pratersflooring.com



[Quoted text hidden]

PURCHASING DEPARTMENT
WASHINGTON COUNTY BOARD OF EDUCATION

Purchase Order **No 2377**
 Date Issued **5/21/2024**
 Appropriation No. **72250399**
 Dept. **Technology**
 School **System-wide**

PURCHASE ORDER

TO **Instructure**

Deliver to **WCDE-C. Fullbright**
 Address
 Via

- NOTICE TO VENDOR**
1. Purchase order **MUST** bear two signatures in order to be valid.
 2. Purchase order number **MUST** appear on all invoices submitted for payment.
 3. Mail **TWO** copies of your invoice promptly to:

Washington County Board of Education
 405 West College Street
 Jonesborough, TN 37659
 Telephone (423) 753-1105

Articles on this order must be charged to account of

ARTICLES OR SERVICES	CODE	QUANTITY & UNIT	UNIT PRICE	TOTAL
(Unless otherwise stated all prices F.O.B. Destination)				
Canvas cloud sub. 7/1/24 - 6/30/25		5,350	\$5.18	\$27,713.00
24x7 Support 7/1/24 - 6/30/25		1	\$5,542.00	\$5,542.00
Tier 1 Support (Faculty only) 7/1/24 - 6/30/25		1	\$2,771.30	\$2,771.30
Added 5/27/24 Canvas cloud (7-01-24) - (6-30-25) Studio		5,350	\$2.81	\$15,033.50
Year 1 Total (Order Form AH.)				5/22/24 edit gm
GRAND TOTAL - INCLUDING ALL ATTACHED PAGES				\$36,226.90

SUBJECT TO THE FOLLOWING CONDITIONS

1. All packages, cartons or other containers must be plainly marked with the purchase order number.
2. The right is reserved to purchase in the open market and to charge the difference to the Vendor in the event that deliveries are not made at the time specified in the bid and on this order.
3. Whenever a delivery is rejected, the Vendor shall be notified and be given the reason for the rejection. All rejected deliveries shall be held at the Vendor's risk and he shall bear the expense of removal.
4. Acceptance of this order includes acceptance of all terms, prices, delivery, instructions, specifications and conditions stated.
5. The county is not liable for Federal excise tax or state sales tax.
6. Each shipment and/or each purchase order should be covered by separate invoice.

IMPORTANT: INVOICES AND PACKAGES MUST BEAR PURCHASE ORDER NUMBER

(AH)
\$51,060.40

[Handwritten Signature]

<p>VENDOR'S COPY</p>	<p>There is an otherwise unincumbered balance to the credit of the proper appropriation, allotment or fund to meet the expenditure covered by this purchase.</p> <hr/> <p>Authorized Signature</p>	<p>APPROVED:</p> <hr/> <p>Purchasing Agent</p>
-----------------------------	--	--



Services Order Form

Order #: Q-339216-2
Date: 2024-05-21
Offer Valid Through: 2024-06-17

6330 South 3000 East, Suite 700, Salt Lake City, UT 84121, United States

Order Form For Washington Co School District

Address: 405 W College St
City: Jonesborough
State/Province: Tennessee
Zip/Postal Code: 37659
Country: United States

Order Information
Billing Frequency: Annual Upfront
Payment Terms: Net 30

Billing Contact

Primary Contact

Name: Brad Hale
Email: haleb@wcde.org
Phone: 423-753-1100

Name: Curtis Fullbright
Email: fullbrightc@wcde.org
Phone: +1 423 753 1121

Billing Frequency Term:

Non-Recurring items will be invoiced upon signing. Recurring items will be invoiced 30 days prior to the annual start date.

Table with 7 columns: Description, Start Date, End Date, Metric, Qty, Price, Amount. Rows include Canvas Cloud Subscription, 24x7 Support, Tier 1 Support (Faculty Only), Canvas Studio Cloud Subscription, and Year 1 Total.

Year 2

Description	Start Date	End Date	Metric	Qty	Price	Amount
Canvas Cloud Subscription	2025-07-01	2026-06-30	User	5,350	USD 5.54	USD 29,639.00
24x7 Support	2025-07-01	2026-06-30	20% of Subscription (Minimums Apply)	1	USD 5,927.80	USD 5,927.80
Tier 1 Support (Faculty Only)	2025-07-01	2026-06-30	10% of Subscription (Minimums Apply)	1	USD 2,963.90	USD 2,963.90
Canvas Studio Cloud Subscription	2025-07-01	2026-06-30	User	5,350	USD 3.01	USD 16,103.50
Recurring Sub-Total						USD 54,634.20
Year 2 Total						USD 54,634.20
Grand Total:						USD 105,694.60

Deliverable	Description	Expiration	Qty
Canvas Cloud Subscription	Canvas LMS - K-12 Subscription (by user)	N/A	5,350
24x7 Support	24x7 support per year (20% of subscription - minimums apply)	N/A	1
Tier 1 Support (Faculty Only)	Tier 1 support (faculty only) per year (10% of subscription - min \$1000)	N/A	1
Canvas Studio Cloud Subscription	Canvas Studio - K-12 Subscription (User)	N/A	5,350

The items above must be completed during the time period beginning on the later of the Effective Date or the initial Start Date specified in this Order Form and ending pursuant to the time frame set forth in the Expiration column above.

Metrics and Descriptions:

User: User Metric reflects the maximum number of individuals authorized by the Customer to access and/or use the Service and Customer has paid for such access and/or use.

In the event Customer enables access to the Service to more Users over a given contract year than are allocated to such contract year as set forth above, then Instructure reserves the right, in its sole discretion, to invoice the Customer for such additional number of Users. In addition, the User fees set forth above are based on the assumption that Customer's Users will use the Service commensurate with the average usage patterns of users across Instructure's user base in the aggregate (such average usage being referred to herein as "Typical Use") and do not account for usage of the Service by Customer's Users beyond such Typical Use. To the extent the Users' usage of the Service, in the aggregate, exceeds the Typical Use at any given time, Instructure reserves the right, in its sole discretion, to increase the fees by an amount proportional to such excess usage. In the event Instructure increases the fees pursuant to this paragraph, Instructure shall send an invoice to Customer for the applicable increase along with documentation evidencing the additional usage of or additional Users who have access to the Service giving rise to such fee increase. Any invoice sent pursuant to the foregoing shall be due and payable within 30 days of receipt.

Product	Description
Canvas LMS Cloud Subscription	Storage included in the annual subscription fee is (i) Unlimited files and database storage, and (ii) 500 MB per (FTE/User/Enrollment/Seat) multimedia storage. Additional multimedia storage can be purchased for USD \$1.00 per 1GB per year.
Canvas Studio Cloud Subscription	Storage included in the annual subscription fee is (i) Unlimited files and database storage, and (ii) 500 MB per (FTE/User/Enrollment/Seat) multimedia storage. Additional multimedia storage can be purchased for USD \$1.00 per 1GB per year.

Duration: The Services provided under this Order Form shall begin on the first year Start Date set forth above and continue through the last year End Date set forth above, provided, however, that Instructure may provide certain implementation related Services prior to the first year Start Date at its sole discretion.

Miscellaneous: Instructure's support terms are available as follows:
Canvas & Catalog: <https://www.instructure.com/canvas/support-terms>
Portfolium: <https://portfolium.com/support-terms>
MasteryConnect: <https://www.masteryconnect.com/support/>

As part of our commitment to provide the most innovative and trusted products in the industry, at times we must increase our renewal rates to cover additional expenses associated with advancing our products. If you have concerns with any increases, please reach out to your account representative.

In the event that Customer fails to execute this Order Form prior to the Start Date listed above, all fees shall become due payable upon Customer's receipt of an invoice.

Terms and Conditions

This Order Form shall be governed by the Master Terms and Conditions which can be found here: <https://www.instructure.com/policies/master-terms-and-conditions>

In the event of any conflict between this Master Terms and Conditions and any addendum thereto and this Order Form, the provisions of this Order Form shall control.

The parties agreement with regards to Instructure's processing of personal data or personally identifiable information can be found at: <https://www.instructure.com/policies/data-processing>

Auto Renewal Terms


Recurring items on this Order Form (other than any 3rd Party Products) shall automatically renew for succeeding terms of 12 month duration at an annual price increase of 7% unless either party gives the other party 60 days' written notice of its intent not to renew prior to the expiration of the then-current term.

PURCHASE ORDER INFORMATION	TAX INFORMATION
Is a Purchase Order required for the purchase or payment of the products on this order form?	Check here if your company is exempt from US state sales tax : <input checked="" type="checkbox"/>
Please Enter (Yes or No): <u>yes</u>	<i>Please email all US state sales tax exemption certifications to ar@instructure.com</i>
If yes, please enter PO Number: <u>2377</u>	1

Customer purchasing documentation, such as Purchase Orders, shall only be used as proof of acceptance of the Order Form referenced therein, and the associated Master Terms and Conditions. Any terms and conditions included in any such Customer purchasing documentation are hereby expressly disclaimed by Instructure, shall be void and of no effect, and shall in all cases be superseded by the applicable Master Terms and Conditions.

By executing this Order Form, each party agrees to be legally bound by this Order Form.

Washington Co School District

Signature:	
Name:	<u>Curtis Fullbright</u>
Title:	<u>Director of Technology</u>
Date:	<u>5/22/24</u>

Instructure, Inc.

Signature:	_____
Name:	_____
Title:	_____
Date:	_____



GOVERNMENT CERTIFICATE OF EXEMPTION

To: _____
Instructure
Vendor

The undersigned hereby certifies that the purchases of tangible personal property or services being made on this certificate of exemption are being made by the State of Tennessee, or a county or municipality within the State of Tennessee, or the Federal Government, or an agency thereof and are for the use of such government or agency.

The undersigned further certifies that the said government or agency is making the purchase direct from the above named vendor, will obtain title or has title to the property immediately when it is delivered, and will use public funds to pay directly to the above named vendor for the tangible personal property or services obtained upon this certificate of exemption.

Name of government or agency WASHINGTON COUNTY BOARD OF EDUCATION

Date: _____

Signed: W. Brad Dale

Title: CFO

PURCHASING DEPARTMENT
WASHINGTON COUNTY BOARD OF EDUCATION

Purchase Order **№ 2392**

Date Issued **05-20-24**

Appropriation No. **72250399**

Dept. **Administration**

School

PURCHASE ORDER

TO
Glimpse K12, Inc.

Deliver to
 Address **WASHINGTON COUNTY BOARD OF EDUCATION**
405 WEST COLLEGE STREET
JONESBOROUGH, TN 37659
 Via

NOTICE TO VENDOR

1. Purchase order **MUST** bear two signatures in order to be valid.
2. Purchase order number **MUST** appear on all invoices submitted for payment.
3. Mail **TWO** copies of your invoice promptly to:

Washington County Board of Education
405 West College Street
Jonesborough, TN 37659
Telephone (423) 753-1105

Articles on this order must be charged to account of

ARTICLES OR SERVICES	CODE	QUANTITY & UNIT	UNIT PRICE	TOTAL
(Unless otherwise stated all prices F.O.B. Destination)				
① AIM License 3/24 to 3/25				\$22,825.00
② AIM License 3/25 to 3/26				22,825.00
GRAND TOTAL - INCLUDING ALL ATTACHED PAGES				\$45,650.00

SUBJECT TO THE FOLLOWING CONDITIONS

1. All packages, cartons or other containers must be plainly marked with the purchase order number.
2. The right is reserved to purchase in the open market and to charge the difference to the Vendor in the event that deliveries are not made at the time specified in the bid and on this order.
3. Whenever a delivery is rejected, the Vendor shall be notified and be given the reason for the rejection. All rejected deliveries shall be held at the Vendor's risk and he shall bear the expense of removal.
4. Acceptance of this order includes acceptance of all terms, prices, delivery, instructions, specifications and conditions stated.
5. The county is not liable for Federal excise tax or state sales tax.
6. Each shipment and/or each purchase order should be covered by separate invoice.

IMPORTANT: INVOICES AND PACKAGES MUST BEAR PURCHASE ORDER NUMBER

VENDOR'S COPY	There is an otherwise unincumbered balance to the credit of the proper appropriation, allotment or fund to meet the expenditure covered by this purchase.	APPROVED:
	Authorized Signature	Purchasing Agent



Invoice: WAS-03

Invoice Date: May 20, 2024

Customer Information:

Jerry Boyd, Superintendent
 Washington County School District
 405 W College Street
 Jonesboro, TN 37659

Description of Products and Services:

Item	Description	Quantity	Price	Total
Achievement Investment Matrix (AIM) License March 2024- March 2025	Software suite capable of correlating student achievement data with financial expenditures to optimize resource allocation. Includes Education Strategic Plan (ESP) & Assessment Correlation Engine (ACE) modules. *Annual recurring fee.	1	\$45,650.00	\$22,825.00
Achievement Investment Matrix (AIM) License March 2025- March 2026	Software suite capable of correlating student achievement data with financial expenditures to optimize resource allocation. Includes Education Strategic Plan (ESP) & Assessment Correlation Engine (ACE) modules. *Annual recurring fee billable March 2026.	1	\$45,650.00	\$22,825.00
AIM Software Support	Phone/email support	1	Included	\$0.00
			Total	\$45,650.00

The discount presented above includes a commitment to renewal for two years, with the annual license becoming renewable March 2026. Signature acknowledges acceptance of this proposed renewal.

Signature _____ Date _____



Make check payable to:
Glimpse K12, Inc.

Mail to:
Glimpse K12, Inc.
4245 Balmoral Drive
Suite 103
Huntsville, AL 35801

Questions: theteam@glimpsek12.com

PURCHASING DEPARTMENT
WASHINGTON COUNTY BOARD OF EDUCATION

Purchase Order **Nº 9878**

Date Issued **5/8/24**

Appropriation No. **71100 599-0016**

Dept. **School Improvements**

School **DCHS**

PURCHASE ORDER

TO **Inspire**

Deliver to **Ashley Davis**
 Address **DCHS**

Via

Articles on this order must be charged to account of

NOTICE TO VENDOR

1. Purchase order **MUST** bear two signatures in order to be valid.
2. Purchase order number **MUST** appear on all invoices submitted for payment.
3. Mail **TWO** copies of your invoice promptly to:

Washington County Board of Education
 405 West College Street
 Jonesborough, TN 37659
 Telephone (423) 753-1105

ARTICLES OR SERVICES (Unless otherwise stated all prices F.O.B. Destination)	CODE	QUANTITY & UNIT	UNIT PRICE	TOTAL
See attached list of furniture items		Various		
* Omnia Co-op # R191804 *				
GRAND TOTAL - INCLUDING ALL ATTACHED PAGES				20,708.³⁶

SUBJECT TO THE FOLLOWING CONDITIONS

1. All packages, cartons or other containers must be plainly marked with the purchase order number.
2. The right is reserved to purchase in the open market and to charge the difference to the Vendor in the event that deliveries are not made at the time specified in the bid and on this order.
3. Whenever a delivery is rejected, the Vendor shall be notified and be given the reason for the rejection. All rejected deliveries shall be held at the Vendor's risk and he shall bear the expense of removal.
4. Acceptance of this order includes acceptance of all terms, prices, delivery, instructions, specifications and conditions stated.
5. The county is not liable for Federal excise tax or state sales tax.
6. Each shipment and/or each purchase order should be covered by separate invoice.

IMPORTANT: INVOICES AND PACKAGES MUST BEAR PURCHASE ORDER NUMBER

Ashley Davis

VENDOR'S COPY

There is an otherwise unincumbered balance to the credit of the proper appropriation, allotment or fund to meet the expenditure covered by this purchase.

Authorized Signature

APPROVED:

Purchasing Agent



inspire

BUSINESS INTERIORS

725 West Walnut Street
Johnson City, TN 37604
PH: 423-282-5400

www.inspirebusinessinteriors.com

Date Printed: 5/7/2024
Valid 30 Days From Print
Sales Name: Tracy Johnson
Sales Phone:

SOLD TO:

Washington County Schools
405 W. College St.
Jonesborough, TN 37659

SHIP TO:

Washington County Schools
405 W. College St.
Jonesborough, TN 37659

Sales Number:

PROPOSAL

DCHS Furniture Renovations 5-7 OMNIA #R191804

LINE	IMAGE	QTY	PRODUCT	UNIT SELL	EXT SELL
------	-------	-----	---------	-----------	----------

1		2	HTLD42	\$273.60	\$547.20
---	--	---	---------------	----------	----------

Preside 42"Round Shaped Laminate Top

Edge Option, Select	2MM/Flat
Edge Finish, Select	Charcoal
Grommet, Select	No Grommets
Laminate, Select	Grd L1 Standard Laminates
Grade 1 Laminate Finish	Charcoal

LINE	IMAGE	QTY	PRODUCT	UNIT SELL	EXT SELL
------	-------	-----	---------	-----------	----------

2		1	HTLD30	\$213.30	\$213.30
---	--	---	---------------	----------	----------

Preside 30 Round Top


Edge Selection, Select	2mm Edgeband
Select Edge Finish, Select	Charcoal
Select Grommet, Laminate Top	No Grommets
Selection, Select	Grd L1 Standard Laminates
Grade 1 Laminate Finish	Charcoal

LINE	IMAGE	QTY	PRODUCT	UNIT SELL	EXT SELL
3		1	HTFXS29	\$272.25	\$272.25
			Preside 29.5H X-Base for 30" Tops		
			Paint Selection, Select Grade 1 Paint	P1 Paint Opts Black	

LINE	IMAGE	QTY	PRODUCT	UNIT SELL	EXT SELL
4		2	HTFXM29	\$306.90	\$613.80
			Preside 29.5H X-Base for 36 & 42 Tops		
			Paint Selection, Select Grade 1 Paint	P1 Paint Opts Black	

LINE	IMAGE	QTY	PRODUCT	UNIT SELL	EXT SELL
5		5	HMVR-1860G-NS	\$686.70	\$3,433.50
			Motivate Table Rect 18Dx60W 2mm Edge Nesting Base		
			Select Grommet Location, Select Grade, Select Grade 1 Laminate Finish, Select Edge Color, Select Caster/Glide Option, Select Paint Grade, Select Grade 1 Paint	No Grommets Grd L1 Standard Laminates Sterling Ash Sterling Ash Caster P1 Paint Opts Black	

LINE	IMAGE	QTY	PRODUCT	UNIT SELL	EXT SELL
6		5	HSGS6	\$506.25	\$2,531.25
			Accomodate Set of Two Guest Chairs		
			Select Arm Type, Select Caster Option, Select Upholstery, Grd 2 Upholstery Selection, Whisper Vinyl, Accomodate Frame Opt	Armless Standard Nylon Glide Grade 2 Uph Whisper Vinyl Fog Charblack	

LINE	IMAGE	QTY	PRODUCT	UNIT SELL	EXT SELL
7		2	HNR6 HON Nucleus Recharged Guest Chair	\$292.50	\$585.00
			Select Arm Type, No Arm Select Caster, Glide Option, Select Back, 4-Way Fog Material, Select, Grade 2 Uph Upholstery, Whisper Vinyl Upholstery, Charcoal Selection, Whisper Black Vinyl, Select Frame Black Color, Select Base Frame Color		

LINE	IMAGE	QTY	PRODUCT	UNIT SELL	EXT SELL
8		10	HMN1 Motivate Nest/Stack Chair-Flex Back	\$320.40	\$3,204.00
			Select Arm Type, No Arm Select Caster, Standard Nylon Glide Option, Select, 4-Way Fog Back, Select Shell, Lava Color, Select Frame Charblack Color		

LINE	IMAGE	QTY	PRODUCT	UNIT SELL	EXT SELL
9		2	HIWMM Ignition 2 Task Mid-back, ilira back	\$421.65	\$843.30
			Control Type, Select Arm Type, Select Caster/Glide Option, Select Mesh Color, Select Upholstery, Whisper Vinyl Upholstery, Charcoal Selection, Whisper Designer White Adj Lumbar Vinyl, Select Standard Base Lumbar, Select Designer White Base, Select Frame Color, DW Frame Frame Color Color		

LINE	IMAGE	QTY	PRODUCT	UNIT SELL	EXT SELL
10		10	HCLQT	\$391.50	\$3,915.00
			HON Cliq Task Chair		
			Select Control Option, Select Cylinder Option, Select Arm Type, Select Caster Option, Select Mesh Color, Fabric Uph, Grd 2 Upholstery Selection, Whisper Vinyl, Select Lumbar, Select Base Type, Select Frame	Weight Activated Task Cylinder Fixed Black All-Surface Caster 4-Way Fog Grade 2 Uph Whisper Vinyl Charcoal No Lumbar Standard Base Designer White	

LINE	IMAGE	QTY	PRODUCT	UNIT SELL	EXT SELL
11		1	HLPLTBL48120RCT	\$439.65	\$439.65
			Mod 48Wx120L Rectangular Conference Table Top (2 Piece)		
			Select Laminate Finish	Slate Teak	

LINE	IMAGE	QTY	PRODUCT	UNIT SELL	EXT SELL
12		1	HLPLTBL120BASE	\$72.00	\$72.00
			Mod Slab Base for 120" Conference Table Top		
			Select Laminate Finish	Slate Teak	

LINE	IMAGE	QTY	PRODUCT	UNIT SELL	EXT SELL
13		2	HLPLTACK72	\$79.20	\$158.40
			Mod 72Wx18H Tackboard		
			Mod Fabric	Cool Neutral	

LINE	IMAGE	QTY	PRODUCT	UNIT SELL	EXT SELL
14		1	HLPLRS4224	\$128.25	\$128.25
			Mod 42Wx24Dx29H Return Shell		
			Select Laminate Finish		Slate Teak

LINE	IMAGE	QTY	PRODUCT	UNIT SELL	EXT SELL
15		1	HLPLRS4224	\$128.25	\$128.25
			Mod 42Wx24Dx29H Return Shell		
			Select Laminate Finish		Java Oak

LINE	IMAGE	QTY	PRODUCT	UNIT SELL	EXT SELL
16		1	HLPLPSFF	\$216.45	\$216.45
			Mod 15Wx20Dx28H F/F Support Pedestal		
			Select Laminate Finish		Slate Teak

LINE	IMAGE	QTY	PRODUCT	UNIT SELL	EXT SELL
17		1	HLPLPSFF	\$216.45	\$216.45
			Mod 15Wx20Dx28H F/F Support Pedestal		
			Select Laminate Finish		Java Oak

LINE	IMAGE	QTY	PRODUCT	UNIT SELL	EXT SELL
18		1	HLPLPSBBF	\$216.45	\$216.45
			Mod 15Wx20Dx28H B/B/F Support Pedestal		
			Select Laminate Finish		Slate Teak

LINE	IMAGE	QTY	PRODUCT	UNIT SELL	EXT SELL
19		1	HLPLPSBBF	\$216.45	\$216.45
			Mod 15Wx20Dx28H B/B/F Support Pedestal		
			Select Laminate Finish		Java Oak

LINE	IMAGE	QTY	PRODUCT	UNIT SELL	EXT SELL
20		1	HLPLDS7230	\$198.45	\$198.45
			Mod 72Wx30Dx29H Rectangular Desk Shell		
			Select Laminate Finish		Slate Teak

LINE	IMAGE	QTY	PRODUCT	UNIT SELL	EXT SELL
21		1	HLPLDS7230	\$198.45	\$198.45
			Mod 72Wx30Dx29H Rectangular Desk Shell		
			Select Laminate Finish		Java Oak

LINE	IMAGE	QTY	PRODUCT	UNIT SELL	EXT SELL
22		2	HLPLDR72LM	\$26.55	\$53.10
			Mod Laminate Doors for HLPLDH72 / HLPLWMH72 (2 Pack)		
			Select Laminate Finish		Slate Teak

LINE	IMAGE	QTY	PRODUCT	UNIT SELL	EXT SELL
23		2	HLPLDR72LM	\$26.55	\$53.10
			Mod Laminate Doors for HLPLDH72 / HLPLWMH72 (2 Pack)		
			Select Laminate Finish		Java Oak

LINE	IMAGE	QTY	PRODUCT	UNIT SELL	EXT SELL
24		1	HLPLDH72	\$220.50	\$220.50
			Mod 72WxX14Dx39.75H Desk Hutch w/o Doors		
			Select Laminate Finish		
			Slate Teak		

LINE	IMAGE	QTY	PRODUCT	UNIT SELL	EXT SELL
25		1	HLPLDH72	\$220.50	\$220.50
			Mod 72WxX14Dx39.75H Desk Hutch w/o Doors		
			Select Laminate Finish		
			Java Oak		

LINE	IMAGE	QTY	PRODUCT	UNIT SELL	EXT SELL
26		1	HLPLBC3013B5	\$213.30	\$213.30
			Mod 30Wx13Dx65H 5-Shelf Bookcase		
			Select Laminate Finish		
			Java Oak		

LINE	IMAGE	QTY	PRODUCT	UNIT SELL	EXT SELL
27		1	DELIVERY & INSTALLATION	\$1,600.00	\$1,600.00

GRAND TOTAL					\$20,708.35
--------------------	--	--	--	--	--------------------

Notes:

Signature: _____ Date: _____ PO #: _____

Approved By: _____ Title: _____

TERMS & CONDITIONS

Notes:

Pricing does not include sales tax. Freight, if any, will be added at the time of invoice. A signature is needed to proceed with order. Payment terms: 50% deposit upon order. Net 20 upon final invoice.

Terms:

Client agrees that the list of items herein has been reviewed and accurately sets forth the items to be purchased. The client acknowledges and agrees that the items to be purchased are made to order and may not be returned and that the purchase of the items is final. The client agrees to pay the purchase price according to net 20 days payment terms. Any unpaid balance shall accrue interest of 1 1/2% per month. Buyer agrees to pay the balance, as extended, together with all cost of collection, including reasonable attorney's fees and court costs if collection by law or by an attorney at law is necessary.

PURCHASING DEPARTMENT
WASHINGTON COUNTY BOARD OF EDUCATION
FEDERAL PROJECTS FUND
PURCHASE ORDER

Purchase Order **35488**
 Date Issued ^{BW} ~~5-2~~ 7-1-2024
 Appropriation No. 142 E 71100 499 160
 Dept. Title 1-D
 School **Steppen Stone Academy**

TO **Imagine Learning**
100 S. Mill Ave. Suite 1700
Tempe, AZ 85281

Deliver to **Steppen Stone Academy**
 Address **PO Box 278**
Limestone, TN 37681
 Via **Hannah Holder**

NOTICE TO VENDOR

1. Purchase order number **MUST** appear on all invoices submitted for payment.
2. Mail **TWO** copies of your invoice promptly to:
 Washington County Board of Education
 405 West College Street
 Jonesborough, Tennessee 37659
 Telephone (423) 753-1105

on or before

Articles on this order must be charged to account of

ITEM NO.	ARTICLES OR SERVICES	CODE	QUANTITY & UNIT	UNIT PRICE	TOTAL
	(Unless otherwise stated all prices F.O.B. Destination)				
	Imagine learning curriculum Edgenuity 6-12 Comprehensive Concurrent User for 20 Edgenuity Academic Integrity				
GRAND TOTAL - INCLUDING ALL ATTACHED PAGES					\$18,900.00

SUBJECT TO THE FOLLOWING CONDITIONS

1. All packages, cartons or other containers must be plainly marked with the purchase order number.
 2. The right is reserved to purchase in the open market and to charge the difference to the Vendor in the event that deliveries are not made at the time specified in the bid and on this order.
 3. Whenever a delivery is rejected, the Vendor shall be notified and be given the reason for the rejection. All rejected deliveries shall be held at the Vendor's risk and he shall bear the expense of removal.
 4. No changes in or cancellations of this purchase order shall be recognized by the Vendor unless authorized by special form issued by the Purchasing Agent.
 5. Acceptance of this order includes acceptance of all terms, prices, delivery, instructions, specifications and conditions stated.
 6. The county is not liable for Federal excise tax or state sales tax.
 7. Each shipment and/or each purchase order should be covered by separate invoice.
- IMPORTANT: INVOICES AND PACKAGES MUST BEAR PURCHASE ORDER NUMBER**

VENDOR'S COPY

There is an otherwise unincumbered balance to the credit of the proper appropriation, allotment or fund to meet the expenditure covered by this purchase.

Authorized Signature

APPROVED:

Purchasing Agent



Price Quote

100 S. Mill Ave
Suite 1700
Tempe, AZ 85281
877-725-4257

Date 5/28/2024
Quote No. Q-59729
Acct. No. 12211755
Total 18,900.00
Pricing Expires 11/20/2024

Washington County Board of Education
405 W College Street
Jonesborough TN 37659
United States

Payment Term	Contract Start	Contract End
Net 30	7/1/2024	6/30/2025

Site	Description	End Date	Qty	Amount
Washington County Board of Education	Edgenuity 6-12 Comprehensive Concurrent User	06/30/2025	20	16,000.00
	Edgenuity Enhanced CTE Concurrent User	06/30/2025	20	2,420.00
	Edgenuity Academic Integrity	06/30/2025	1	480.00

Discount 6,952.60
Subtotal 18,900.00
Tax Total 0.00
Total 18,900.00

Imagine Learning will audit enrollment count throughout the year. If more enrollments are found to be in use than purchased, Imagine Learning will invoice the customer for the additional usage.

This quote is subject to Imagine Learning LLC Standard Terms and Conditions . These Terms and Conditions are available at www.imaginelearning.com/standard-terms-and-conditions, may change without notice and are incorporated by this reference. By signing this quote or by submitting a purchase order or form purchasing document, Customer explicitly agrees to these Terms and Conditions resulting in a legally binding agreement. To the fullest extent permitted under applicable law, all pricing information contained in this quote is confidential, and may not be shared with third parties without Imagine Learning's written consent.

Washington County Board of Education

Signature: _____
Print Name: _____
Title: _____
Date: _____

Imagine Learning Representative

Nancy Smith
Account Executive -
nancy.smith@imaginelearning.com
imaginethefutureoflearning.com

Not valid unless accompanied by a purchase order. Please specify a shipping address if applicable. Please e-mail this quote, the purchase order and order documentation to AR@imaginelearning.com or fax to 480-423-0213.

Per Diem Meal Reimbursement Effective FY24

FY24 Rates

Breakfast	\$ 15.00
Lunch	\$ 25.00
Supper	<u>\$ 35.00</u>
Total Daily Rate	\$ 75.00

Mileage Reimbursement

Follow IRS/State Rate \$ 0.670 Per Mile

FY25 Bus Driver Payscale

Bus Driver Daily Rate of Pay - Code 1				
Years	Daily Rate of Pay		Days per yr	Annual
0	Base	\$ 77.36	189	\$ 14,621
1		\$ 77.36	189	\$ 14,621
2		\$ 77.36	189	\$ 14,621
3		\$ 79.36	189	\$ 14,999
4		\$ 79.36	189	\$ 14,999
5		\$ 79.36	189	\$ 14,999
6		\$ 79.36	189	\$ 14,999
7		\$ 79.36	189	\$ 14,999
8		\$ 79.36	189	\$ 14,999
9		\$ 79.36	189	\$ 14,999
10		\$ 84.36	189	\$ 15,944
11		\$ 84.36	189	\$ 15,944
12		\$ 84.36	189	\$ 15,944
13		\$ 84.36	189	\$ 15,944
14		\$ 84.36	189	\$ 15,944
15		\$ 84.36	189	\$ 15,944
16		\$ 84.36	189	\$ 15,944
17		\$ 84.36	189	\$ 15,944
18		\$ 84.36	189	\$ 15,944
19		\$ 84.36	189	\$ 15,944
20		\$ 89.36	189	\$ 16,889
21		\$ 89.36	189	\$ 16,889
22		\$ 89.36	189	\$ 16,889
23		\$ 89.36	189	\$ 16,889
24		\$ 89.36	189	\$ 16,889
25		\$ 89.36	189	\$ 16,889

Bus Driver Daily Rate of Pay - Code 2				
Years	Daily Rate of Pay		Days per yr	Annual
0	Base	\$ 100.07	189	\$ 18,913
1		\$ 100.07	189	\$ 18,913
2		\$ 100.07	189	\$ 18,913
3		\$ 102.07	189	\$ 19,291
4		\$ 102.07	189	\$ 19,291
5		\$ 102.07	189	\$ 19,291
6		\$ 102.07	189	\$ 19,291
7		\$ 102.07	189	\$ 19,291
8		\$ 102.07	189	\$ 19,291
9		\$ 102.07	189	\$ 19,291
10		\$ 107.07	189	\$ 20,236
11		\$ 107.07	189	\$ 20,236
12		\$ 107.07	189	\$ 20,236
13		\$ 107.07	189	\$ 20,236
14		\$ 107.07	189	\$ 20,236
15		\$ 107.07	189	\$ 20,236
16		\$ 107.07	189	\$ 20,236
17		\$ 107.07	189	\$ 20,236
18		\$ 107.07	189	\$ 20,236
19		\$ 107.07	189	\$ 20,236
20		\$ 112.07	189	\$ 21,181
21		\$ 112.07	189	\$ 21,181
22		\$ 112.07	189	\$ 21,181
23		\$ 112.07	189	\$ 21,181
24		\$ 112.07	189	\$ 21,181
25		\$ 112.07	189	\$ 21,181

Bus Driver Daily Rate of Pay - SPED				
Years	Daily Rate of Pay		Days per yr	Annual
0	Base	\$ 84.74	189	\$ 16,016
1		\$ 84.74	189	\$ 16,016
2		\$ 84.74	189	\$ 16,016
3		\$ 86.74	189	\$ 16,394
4		\$ 86.74	189	\$ 16,394
5		\$ 86.74	189	\$ 16,394
6		\$ 86.74	189	\$ 16,394
7		\$ 86.74	189	\$ 16,394
8		\$ 86.74	189	\$ 16,394
9		\$ 86.74	189	\$ 16,394
10		\$ 91.74	189	\$ 17,339
11		\$ 91.74	189	\$ 17,339
12		\$ 91.74	189	\$ 17,339
13		\$ 91.74	189	\$ 17,339
14		\$ 91.74	189	\$ 17,339
15		\$ 91.74	189	\$ 17,339
16		\$ 91.74	189	\$ 17,339
17		\$ 91.74	189	\$ 17,339
18		\$ 91.74	189	\$ 17,339
19		\$ 91.74	189	\$ 17,339
20		\$ 96.74	189	\$ 18,284
21		\$ 96.74	189	\$ 18,284
22		\$ 96.74	189	\$ 18,284
23		\$ 96.74	189	\$ 18,284
24		\$ 96.74	189	\$ 18,284
25		\$ 96.74	189	\$ 18,284

Bus Driver Daily Rate of Pay - SPED Pre-K				
Years	Daily Rate of Pay		Days per yr	Annual
0	Base	\$ 84.74	181	\$ 15,338
1		\$ 84.74	181	\$ 15,338
2		\$ 84.74	181	\$ 15,338
3		\$ 86.74	181	\$ 15,700
4		\$ 86.74	181	\$ 15,700
5		\$ 86.74	181	\$ 15,700
6		\$ 86.74	181	\$ 15,700
7		\$ 86.74	181	\$ 15,700
8		\$ 86.74	181	\$ 15,700
9		\$ 86.74	181	\$ 15,700
10		\$ 91.74	181	\$ 16,605
11		\$ 91.74	181	\$ 16,605
12		\$ 91.74	181	\$ 16,605
13		\$ 91.74	181	\$ 16,605
14		\$ 91.74	181	\$ 16,605
15		\$ 91.74	181	\$ 16,605
16		\$ 91.74	181	\$ 16,605
17		\$ 91.74	181	\$ 16,605
18		\$ 91.74	181	\$ 16,605
19		\$ 91.74	181	\$ 16,605
20		\$ 96.74	181	\$ 17,510
21		\$ 96.74	181	\$ 17,510
22		\$ 96.74	181	\$ 17,510
23		\$ 96.74	181	\$ 17,510
24		\$ 96.74	181	\$ 17,510
25		\$ 96.74	181	\$ 17,510

Sub Bus Driving Rate = \$77.36 per day or \$38.68 per 1/2 day

Field Trips, Bus Driver Training Pay, are paid at \$17.00 per hour

Annual Increase of \$1,425 (10-month er

\$ 1,425.00

189

\$ 7.54 Add per day

\$ 189.00

1425.06

employees receiving \$1.00 per hour increase)

Approved FY25 Certified Pay Scale

Years	B.S.	M.A.	MA+30	EDS	ED D
0	45,810	49,689	52,103	52,336	56,728
1	46,885	50,764	53,178	53,411	57,803
2	47,960	51,839	54,253	54,486	58,878
3	49,035	52,914	55,328	55,561	59,953
4	50,110	53,989	56,403	56,636	61,028
5	51,185	55,064	57,478	57,711	62,103
6	52,260	56,139	58,553	58,786	63,178
7	53,335	57,214	59,628	59,861	64,253
8	54,410	58,289	60,703	60,936	65,328
9	55,485	59,364	61,778	62,011	66,403
10	56,560	60,439	62,853	63,086	67,478
11	57,635	61,514	63,928	64,161	68,553
12	58,710	62,589	65,003	65,236	69,628
13	59,785	63,664	66,078	66,311	70,703
14	60,860	64,739	67,153	67,386	71,778
15	61,935	65,814	68,228	68,461	72,853
16	62,535	66,414	68,828	69,061	73,453
17	63,135	67,014	69,428	69,661	74,053
18	63,735	67,614	70,028	70,261	74,653
19	64,335	68,214	70,628	70,861	75,253
20	64,935	68,814	71,228	71,461	75,853
21	65,535	69,414	71,828	72,061	76,453
22	66,135	70,014	72,428	72,661	77,053
23	66,735	70,614	73,028	73,261	77,653
24	67,335	71,214	73,628	73,861	78,253
25	67,935	71,814	74,228	74,461	78,853

Food Service Assistants 24-25 Approved		
Years	INDEX	RATE
0	Base	\$ 15.24
1	1.0100	\$ 15.39
2	1.0200	\$ 15.54
3	1.0300	\$ 15.70
4	1.0400	\$ 15.85
5	1.0500	\$ 16.00
6	1.0600	\$ 16.15
7	1.0700	\$ 16.31
8	1.0800	\$ 16.46
9	1.0900	\$ 16.61
10	1.1000	\$ 16.76
11	1.1100	\$ 16.92
12	1.1200	\$ 17.07
13	1.1300	\$ 17.22
14	1.1400	\$ 17.37
15	1.1500	\$ 17.53
16	1.1600	\$ 17.68
17	1.1700	\$ 17.83
18	1.1800	\$ 17.98
19	1.1900	\$ 18.14
20	1.2000	\$ 18.29
21	1.2100	\$ 18.44
22	1.2200	\$ 18.59
23	1.2300	\$ 18.75
24	1.2400	\$ 18.90
25	1.2500	\$ 19.05

Food Service Truck Drivers 24-25 Approved		
Years	INDEX	RATE
0	Base	\$ 15.77
1	1.0100	\$ 15.93
2	1.0200	\$ 16.09
3	1.0300	\$ 16.24
4	1.0400	\$ 16.40
5	1.0500	\$ 16.56
6	1.0600	\$ 16.72
7	1.0700	\$ 16.87
8	1.0800	\$ 17.03
9	1.0900	\$ 17.19
10	1.1000	\$ 17.35
11	1.1100	\$ 17.50
12	1.1200	\$ 17.66
13	1.1300	\$ 17.82
14	1.1400	\$ 17.98
15	1.1500	\$ 18.14
16	1.1600	\$ 18.29
17	1.1700	\$ 18.45
18	1.1800	\$ 18.61
19	1.1900	\$ 18.77
20	1.2000	\$ 18.92
21	1.2100	\$ 19.08
22	1.2200	\$ 19.24
23	1.2300	\$ 19.40
24	1.2400	\$ 19.55
25	1.2500	\$ 19.71

Kitchen Manager 24-25 Approved		
Years	INDEX	RATE
0	Base	\$ 18.86
1	1.0100	\$ 19.05
2	1.0200	\$ 19.24
3	1.0300	\$ 19.43
4	1.0400	\$ 19.61
5	1.0500	\$ 19.80
6	1.0600	\$ 19.99
7	1.0700	\$ 20.18
8	1.0800	\$ 20.37
9	1.0900	\$ 20.56
10	1.1000	\$ 20.75
11	1.1100	\$ 20.93
12	1.1200	\$ 21.12
13	1.1300	\$ 21.31
14	1.1400	\$ 21.50
15	1.1500	\$ 21.69
16	1.1600	\$ 21.88
17	1.1700	\$ 22.07
18	1.1800	\$ 22.25
19	1.1900	\$ 22.44
20	1.2000	\$ 22.63
21	1.2100	\$ 22.82
22	1.2200	\$ 23.01
23	1.2300	\$ 23.20
24	1.2400	\$ 23.39
25	1.2500	\$ 23.57

Kitchen Manager Suppliments

24-25 Approved (0-100 Participation)	\$1,400
24-25 Approved (101-200 Participation)	\$2,100
24-25 Approved (201-300 Participation)	\$2,800
24-25 Approved (301-400 Participation)	\$3,500
24-25 Approved (401-500 Participation)	\$4,200
24-25 Approved (501-600 Participation)	\$4,900
24-25 Approved (600+ Participation)	\$5,600

Supplements will be applied to the next fiscal years compensation based on the prior fiscal year's year ending participation numbers. Supplements will be added equally to each pay check throughout the FY.

Food Service Central Office 24-25 Approved		
Years	INDEX	RATE
0	Base	\$ 21.46
1	1.0100	\$ 21.67
2	1.0200	\$ 21.89
3	1.0300	\$ 22.10
4	1.0400	\$ 22.32
5	1.0500	\$ 22.53
6	1.0600	\$ 22.75
7	1.0700	\$ 22.96
8	1.0800	\$ 23.18
9	1.0900	\$ 23.39
10	1.1000	\$ 23.61
11	1.1100	\$ 23.82
12	1.1200	\$ 24.04
13	1.1300	\$ 24.25
14	1.1400	\$ 24.46
15	1.1500	\$ 24.68
16	1.1600	\$ 24.89
17	1.1700	\$ 25.11
18	1.1800	\$ 25.32
19	1.1900	\$ 25.54
20	1.2000	\$ 25.75
21	1.2100	\$ 25.97
22	1.2200	\$ 26.18
23	1.2300	\$ 26.40
24	1.2400	\$ 26.61
25	1.2500	\$ 26.83

Food Service Central Office (4-Yr Degree) 24-25 Approved		
Years	INDEX	RATE
0	Base	\$ 23.10
1	1.0100	\$ 23.33
2	1.0200	\$ 23.56
3	1.0300	\$ 23.79
4	1.0400	\$ 24.02
5	1.0500	\$ 24.26
6	1.0600	\$ 24.49
7	1.0700	\$ 24.72
8	1.0800	\$ 24.95
9	1.0900	\$ 25.18
10	1.1000	\$ 25.41
11	1.1100	\$ 25.64
12	1.1200	\$ 25.87
13	1.1300	\$ 26.10
14	1.1400	\$ 26.33
15	1.1500	\$ 26.57
16	1.1600	\$ 26.80
17	1.1700	\$ 27.03
18	1.1800	\$ 27.26
19	1.1900	\$ 27.49
20	1.2000	\$ 27.72
21	1.2100	\$ 27.95
22	1.2200	\$ 28.18
23	1.2300	\$ 28.41
24	1.2400	\$ 28.64
25	1.2500	\$ 28.88

FY25 DISTRICT AND SCHOOL ADMINISTRATOR SALARY SCHEDULES

Position	CHIEF			Contract: 12 Months		Min Base: \$99,750		Max Base: \$124,260												
Yrs*	<u>1</u>	<u>2</u>	<u>3</u>	<u>4</u>	<u>5</u>	<u>6</u>	<u>7</u>	<u>8</u>	<u>9</u>	<u>10</u>	<u>11</u>	<u>12</u>	<u>13</u>	<u>14</u>	<u>15</u>	<u>16</u>	<u>17</u>	<u>18</u>	<u>19</u>	<u>20</u>
SALARY	\$102,743	\$104,033	\$105,323	\$106,613	\$107,903	\$109,193	\$110,483	\$111,773	\$113,063	\$114,353	\$115,643	\$116,933	\$118,223	\$119,513	\$120,803	\$122,093	\$123,383	\$124,673	\$125,963	\$127,253
	\$1,290.00																			
Position	DEPUTY CHIEF			Contract: 12 Months		Min Base: \$91,875		Max Base: \$116,385												
STAGE	<u>1</u>	<u>2</u>	<u>3</u>	<u>4</u>	<u>5</u>	<u>6</u>	<u>7</u>	<u>8</u>	<u>9</u>	<u>10</u>	<u>11</u>	<u>12</u>	<u>13</u>	<u>14</u>	<u>15</u>	<u>16</u>	<u>17</u>	<u>18</u>	<u>19</u>	<u>20</u>
SALARY	\$94,631	\$95,921	\$97,211	\$98,501	\$99,791	\$101,081	\$102,371	\$103,661	\$104,951	\$106,241	\$107,531	\$108,821	\$110,111	\$111,401	\$112,691	\$113,981	\$115,271	\$116,561	\$117,851	\$119,141
	\$1,290.00																			
Position	PRINCIPAL: HIGH SCHOOL (1,000+ Students)			Contract: 12 Months		Min Base: \$90,038		Max Base: \$114,548												
STAGE	<u>1</u>	<u>2</u>	<u>3</u>	<u>4</u>	<u>5</u>	<u>6</u>	<u>7</u>	<u>8</u>	<u>9</u>	<u>10</u>	<u>11</u>	<u>12</u>	<u>13</u>	<u>14</u>	<u>15</u>	<u>16</u>	<u>17</u>	<u>18</u>	<u>19</u>	<u>20</u>
SALARY	\$92,739	\$94,029	\$95,319	\$96,609	\$97,899	\$99,189	\$100,479	\$101,769	\$103,059	\$104,349	\$105,639	\$106,929	\$108,219	\$109,509	\$110,799	\$112,089	\$113,379	\$114,669	\$115,959	\$117,249
	\$1,290.00																			
Position	PRINCIPAL: LARGE K-8 (> 550 Students)			Contract: 12 Months		Min Base: \$82,425		Max Base: \$106,935												
STAGE	<u>1</u>	<u>2</u>	<u>3</u>	<u>4</u>	<u>5</u>	<u>6</u>	<u>7</u>	<u>8</u>	<u>9</u>	<u>10</u>	<u>11</u>	<u>12</u>	<u>13</u>	<u>14</u>	<u>15</u>	<u>16</u>	<u>17</u>	<u>18</u>	<u>19</u>	<u>20</u>
SALARY	\$84,898	\$86,188	\$87,478	\$88,768	\$90,058	\$91,348	\$92,638	\$93,928	\$95,218	\$96,508	\$97,798	\$99,088	\$100,378	\$101,668	\$102,958	\$104,248	\$105,538	\$106,828	\$108,118	\$109,408
	\$1,290.00																			
Position	IPAL: Small Medium K-8, Alternative (< 550 Stu)			Contract: 12 Months		Min Base: \$79,800		Max Base: \$104,310												
STAGE	<u>1</u>	<u>2</u>	<u>3</u>	<u>4</u>	<u>5</u>	<u>6</u>	<u>7</u>	<u>8</u>	<u>9</u>	<u>10</u>	<u>11</u>	<u>12</u>	<u>13</u>	<u>14</u>	<u>15</u>	<u>16</u>	<u>17</u>	<u>18</u>	<u>19</u>	<u>20</u>
SALARY	\$82,194	\$83,484	\$84,774	\$86,064	\$87,354	\$88,644	\$89,934	\$91,224	\$92,514	\$93,804	\$95,094	\$96,384	\$97,674	\$98,964	\$100,254	\$101,544	\$102,834	\$104,124	\$105,414	\$106,704
	\$1,290.00																			
Position	PROGRAM SUPERVISOR/DIRECTOR (Certified)			Contract: 12 Months		Min Base: \$79,800		Max Base: \$104,310												
STAGE	<u>1</u>	<u>2</u>	<u>3</u>	<u>4</u>	<u>5</u>	<u>6</u>	<u>7</u>	<u>8</u>	<u>9</u>	<u>10</u>	<u>11</u>	<u>12</u>	<u>13</u>	<u>14</u>	<u>15</u>	<u>16</u>	<u>17</u>	<u>18</u>	<u>19</u>	<u>20</u>
SALARY	\$82,194	\$83,484	\$84,774	\$86,064	\$87,354	\$88,644	\$89,934	\$91,224	\$92,514	\$93,804	\$95,094	\$96,384	\$97,674	\$98,964	\$100,254	\$101,544	\$102,834	\$104,124	\$105,414	\$106,704
	\$1,290.00																			
Position	ASSISTANT PRINCIPAL			Contract 10.5 Months		Min Base: \$67,988		Max Base: \$89,434												
STAGE	<u>1</u>	<u>2</u>	<u>3</u>	<u>4</u>	<u>5</u>	<u>6</u>	<u>7</u>	<u>8</u>	<u>9</u>	<u>10</u>	<u>11</u>	<u>12</u>	<u>13</u>	<u>14</u>	<u>15</u>	<u>16</u>	<u>17</u>	<u>18</u>	<u>19</u>	<u>20</u>
SALARY	\$70,028	\$71,157	\$72,286	\$73,415	\$74,544	\$75,673	\$76,802	\$77,931	\$79,060	\$80,189	\$81,318	\$82,447	\$83,576	\$84,705	\$85,834	\$86,963	\$88,092	\$89,221	\$90,350	\$91,479
	\$1,128.75																			
Supplements (in addition to annual base)																				
Advanced Degree: Maximum Total of \$6,000 for EdD/PhD; EdS. Is \$3,000																				
Classroom Teaching Experience: \$100 per year of experience																				
Principal Only: Student Enrollment (ADM): \$5 per ADM																				
Principal Only: Unique Learners Served (ADM): \$5 per ADM																				

FY25 (Non-Certified) Department Director and Supervisor Payscales

Department Director					
Years	INDEX	RATE	hrs. per da	ays per yr	Annual
0	Base	\$ 36.65	8	260	\$ 76,232
1	1.0100	\$ 37.02	8	260	\$ 77,002
2	1.0200	\$ 37.39	8	260	\$ 77,771
3	1.0300	\$ 37.75	8	260	\$ 78,520
4	1.0400	\$ 38.12	8	260	\$ 79,290
5	1.0500	\$ 38.49	8	260	\$ 80,059
6	1.0600	\$ 38.85	8	260	\$ 80,808
7	1.0700	\$ 39.22	8	260	\$ 81,578
8	1.0800	\$ 39.59	8	260	\$ 82,347
9	1.0900	\$ 39.95	8	260	\$ 83,096
10	1.1000	\$ 40.32	8	260	\$ 83,866
11	1.1100	\$ 40.69	8	260	\$ 84,635
12	1.1200	\$ 41.05	8	260	\$ 85,384
13	1.1300	\$ 41.42	8	260	\$ 86,154
14	1.1400	\$ 41.79	8	260	\$ 86,923
15	1.1500	\$ 42.15	8	260	\$ 87,672
16	1.1600	\$ 42.52	8	260	\$ 88,442
17	1.1700	\$ 42.89	8	260	\$ 89,211
18	1.1800	\$ 43.25	8	260	\$ 89,960
19	1.1900	\$ 43.62	8	260	\$ 90,730
20	1.2000	\$ 43.98	8	260	\$ 91,478
21	1.2100	\$ 44.35	8	260	\$ 92,248
22	1.2200	\$ 44.72	8	260	\$ 93,018
23	1.2300	\$ 45.08	8	260	\$ 93,766
24	1.2400	\$ 45.45	8	260	\$ 94,536
25	1.2500	\$ 45.82	8	260	\$ 95,306

Department Supervisor					
Years	INDEX	RATE	hrs. per da	ays per yr	Annual
0	Base	\$ 27.81	8	260	\$ 57,845
1	1.0100	\$ 28.09	8	260	\$ 58,427
2	1.0200	\$ 28.37	8	260	\$ 59,010
3	1.0300	\$ 28.65	8	260	\$ 59,592
4	1.0400	\$ 28.93	8	260	\$ 60,174
5	1.0500	\$ 29.21	8	260	\$ 60,757
6	1.0600	\$ 29.48	8	260	\$ 61,318
7	1.0700	\$ 29.76	8	260	\$ 61,901
8	1.0800	\$ 30.04	8	260	\$ 62,483
9	1.0900	\$ 30.32	8	260	\$ 63,066
10	1.1000	\$ 30.60	8	260	\$ 63,648
11	1.1100	\$ 30.87	8	260	\$ 64,210
12	1.1200	\$ 31.15	8	260	\$ 64,792
13	1.1300	\$ 31.43	8	260	\$ 65,374
14	1.1400	\$ 31.71	8	260	\$ 65,957
15	1.1500	\$ 31.99	8	260	\$ 66,539
16	1.1600	\$ 32.26	8	260	\$ 67,101
17	1.1700	\$ 32.54	8	260	\$ 67,683
18	1.1800	\$ 32.82	8	260	\$ 68,266
19	1.1900	\$ 33.10	8	260	\$ 68,848
20	1.2000	\$ 33.38	8	260	\$ 69,430
21	1.2100	\$ 33.66	8	260	\$ 70,013
22	1.2200	\$ 33.93	8	260	\$ 70,574
23	1.2300	\$ 34.21	8	260	\$ 71,157
24	1.2400	\$ 34.49	8	260	\$ 71,739
25	1.2500	\$ 34.77	8	260	\$ 72,322

FY25 Support Staff Payscale

Inst. Asst. (without cert.)					
Years	INDEX	RATE	Hrs. per day	Days per yr.	Annual
0	Base	\$ 14.31	7.5	189	\$ 20,284
1	1.0100	\$ 14.46	7.5	189	\$ 20,497
2	1.0200	\$ 14.60	7.5	189	\$ 20,696
3	1.0300	\$ 14.74	7.5	189	\$ 20,894
4	1.0400	\$ 14.89	7.5	189	\$ 21,107
5	1.0500	\$ 15.03	7.5	189	\$ 21,305
6	1.0600	\$ 15.17	7.5	189	\$ 21,503
7	1.0700	\$ 15.32	7.5	189	\$ 21,716
8	1.0800	\$ 15.46	7.5	189	\$ 21,915
9	1.0900	\$ 15.60	7.5	189	\$ 22,113
10	1.1000	\$ 15.75	7.5	189	\$ 22,326
11	1.1100	\$ 15.89	7.5	189	\$ 22,524
12	1.1200	\$ 16.03	7.5	189	\$ 22,723
13	1.1300	\$ 16.18	7.5	189	\$ 22,935
14	1.1400	\$ 16.32	7.5	189	\$ 23,134
15	1.1500	\$ 16.46	7.5	189	\$ 23,332
16	1.1600	\$ 16.60	7.5	189	\$ 23,531
17	1.1700	\$ 16.75	7.5	189	\$ 23,743
18	1.1800	\$ 16.89	7.5	189	\$ 23,942
19	1.1900	\$ 17.03	7.5	189	\$ 24,140
20	1.2000	\$ 17.18	7.5	189	\$ 24,353
21	1.2100	\$ 17.32	7.5	189	\$ 24,551
22	1.2200	\$ 17.46	7.5	189	\$ 24,750
23	1.2300	\$ 17.61	7.5	189	\$ 24,962
24	1.2400	\$ 17.75	7.5	189	\$ 25,161
25	1.2500	\$ 17.89	7.5	189	\$ 25,359

Inst. Asst. (with cert.)					
Years	INDEX	RATE	Hrs. per day	Days per yr.	Annual
0	Base	\$ 15.44	7.5	189	\$ 21,886
1	1.0100	\$ 15.60	7.5	189	\$ 22,113
2	1.0200	\$ 15.75	7.5	189	\$ 22,326
3	1.0300	\$ 15.91	7.5	189	\$ 22,552
4	1.0400	\$ 16.06	7.5	189	\$ 22,765
5	1.0500	\$ 16.22	7.5	189	\$ 22,992
6	1.0600	\$ 16.37	7.5	189	\$ 23,204
7	1.0700	\$ 16.53	7.5	189	\$ 23,431
8	1.0800	\$ 16.68	7.5	189	\$ 23,644
9	1.0900	\$ 16.83	7.5	189	\$ 23,857
10	1.1000	\$ 16.99	7.5	189	\$ 24,083
11	1.1100	\$ 17.14	7.5	189	\$ 24,296
12	1.1200	\$ 17.30	7.5	189	\$ 24,523
13	1.1300	\$ 17.45	7.5	189	\$ 24,735
14	1.1400	\$ 17.61	7.5	189	\$ 24,962
15	1.1500	\$ 17.76	7.5	189	\$ 25,175
16	1.1600	\$ 17.92	7.5	189	\$ 25,402
17	1.1700	\$ 18.07	7.5	189	\$ 25,614
18	1.1800	\$ 18.22	7.5	189	\$ 25,827
19	1.1900	\$ 18.38	7.5	189	\$ 26,054
20	1.2000	\$ 18.53	7.5	189	\$ 26,266
21	1.2100	\$ 18.69	7.5	189	\$ 26,493
22	1.2200	\$ 18.84	7.5	189	\$ 26,706
23	1.2300	\$ 19.00	7.5	189	\$ 26,933
24	1.2400	\$ 19.15	7.5	189	\$ 27,145
25	1.2500	\$ 19.30	7.5	189	\$ 27,358

FY25 Support Staff Payscale

Inst. Asst. SPED (without cert.)					
Years	INDEX	RATE	Hrs. per day	Days per yr.	Annual
0	Base	\$ 16.82	7.5	189	\$ 23,842
1	1.0100	\$ 16.99	7.5	189	\$ 24,083
2	1.0200	\$ 17.16	7.5	189	\$ 24,324
3	1.0300	\$ 17.33	7.5	189	\$ 24,565
4	1.0400	\$ 17.50	7.5	189	\$ 24,806
5	1.0500	\$ 17.67	7.5	189	\$ 25,047
6	1.0600	\$ 17.83	7.5	189	\$ 25,274
7	1.0700	\$ 18.00	7.5	189	\$ 25,515
8	1.0800	\$ 18.17	7.5	189	\$ 25,756
9	1.0900	\$ 18.34	7.5	189	\$ 25,997
10	1.1000	\$ 18.51	7.5	189	\$ 26,238
11	1.1100	\$ 18.68	7.5	189	\$ 26,479
12	1.1200	\$ 18.84	7.5	189	\$ 26,706
13	1.1300	\$ 19.01	7.5	189	\$ 26,947
14	1.1400	\$ 19.18	7.5	189	\$ 27,188
15	1.1500	\$ 19.35	7.5	189	\$ 27,429
16	1.1600	\$ 19.52	7.5	189	\$ 27,670
17	1.1700	\$ 19.68	7.5	189	\$ 27,896
18	1.1800	\$ 19.85	7.5	189	\$ 28,137
19	1.1900	\$ 20.02	7.5	189	\$ 28,378
20	1.2000	\$ 20.19	7.5	189	\$ 28,619
21	1.2100	\$ 20.36	7.5	189	\$ 28,860
22	1.2200	\$ 20.53	7.5	189	\$ 29,101
23	1.2300	\$ 20.69	7.5	189	\$ 29,328
24	1.2400	\$ 20.86	7.5	189	\$ 29,569
25	1.2500	\$ 21.03	7.5	189	\$ 29,810

Inst. Asst. SPED (with cert.)					
Years	INDEX	RATE	Hrs. per day	Days per yr.	Annual
0	Base	\$ 18.00	7.5	189	\$ 25,515
1	1.0100	\$ 18.18	7.5	189	\$ 25,770
2	1.0200	\$ 18.36	7.5	189	\$ 26,025
3	1.0300	\$ 18.54	7.5	189	\$ 26,280
4	1.0400	\$ 18.72	7.5	189	\$ 26,536
5	1.0500	\$ 18.90	7.5	189	\$ 26,791
6	1.0600	\$ 19.08	7.5	189	\$ 27,046
7	1.0700	\$ 19.26	7.5	189	\$ 27,301
8	1.0800	\$ 19.44	7.5	189	\$ 27,556
9	1.0900	\$ 19.62	7.5	189	\$ 27,811
10	1.1000	\$ 19.80	7.5	189	\$ 28,067
11	1.1100	\$ 19.98	7.5	189	\$ 28,322
12	1.1200	\$ 20.16	7.5	189	\$ 28,577
13	1.1300	\$ 20.34	7.5	189	\$ 28,832
14	1.1400	\$ 20.52	7.5	189	\$ 29,087
15	1.1500	\$ 20.70	7.5	189	\$ 29,342
16	1.1600	\$ 20.88	7.5	189	\$ 29,597
17	1.1700	\$ 21.06	7.5	189	\$ 29,853
18	1.1800	\$ 21.24	7.5	189	\$ 30,108
19	1.1900	\$ 21.42	7.5	189	\$ 30,363
20	1.2000	\$ 21.60	7.5	189	\$ 30,618
21	1.2100	\$ 21.78	7.5	189	\$ 30,873
22	1.2200	\$ 21.96	7.5	189	\$ 31,128
23	1.2300	\$ 22.14	7.5	189	\$ 31,383
24	1.2400	\$ 22.32	7.5	189	\$ 31,639
25	1.2500	\$ 22.50	7.5	189	\$ 31,894

FY25 Support Staff Payscale

Inst. Asst. Office Assistant (without cert.)					
Years	INDEX	RATE	Hrs. per day	Days per yr.	Annual
0	Base	\$ 15.20	7.5	189	\$ 21,546
1	1.0100	\$ 15.36	7.5	189	\$ 21,773
2	1.0200	\$ 15.51	7.5	189	\$ 21,985
3	1.0300	\$ 15.66	7.5	189	\$ 22,198
4	1.0400	\$ 15.81	7.5	189	\$ 22,411
5	1.0500	\$ 15.96	7.5	189	\$ 22,623
6	1.0600	\$ 16.12	7.5	189	\$ 22,850
7	1.0700	\$ 16.27	7.5	189	\$ 23,063
8	1.0800	\$ 16.42	7.5	189	\$ 23,275
9	1.0900	\$ 16.57	7.5	189	\$ 23,488
10	1.1000	\$ 16.72	7.5	189	\$ 23,701
11	1.1100	\$ 16.88	7.5	189	\$ 23,927
12	1.1200	\$ 17.03	7.5	189	\$ 24,140
13	1.1300	\$ 17.18	7.5	189	\$ 24,353
14	1.1400	\$ 17.33	7.5	189	\$ 24,565
15	1.1500	\$ 17.48	7.5	189	\$ 24,778
16	1.1600	\$ 17.64	7.5	189	\$ 25,005
17	1.1700	\$ 17.79	7.5	189	\$ 25,217
18	1.1800	\$ 17.94	7.5	189	\$ 25,430
19	1.1900	\$ 18.09	7.5	189	\$ 25,643
20	1.2000	\$ 18.24	7.5	189	\$ 25,855
21	1.2100	\$ 18.40	7.5	189	\$ 26,082
22	1.2200	\$ 18.55	7.5	189	\$ 26,295
23	1.2300	\$ 18.70	7.5	189	\$ 26,507
24	1.2400	\$ 18.85	7.5	189	\$ 26,720
25	1.2500	\$ 19.00	7.5	189	\$ 26,933

Inst. Asst. Office Assistant with 4 yr degree					
Years	INDEX	RATE	Hrs. per day	Days per yr.	Annual
0	Base	\$ 16.32	7.5	189	\$ 23,134
1	1.0100	\$ 16.49	7.5	189	\$ 23,375
2	1.0200	\$ 16.65	7.5	189	\$ 23,601
3	1.0300	\$ 16.81	7.5	189	\$ 23,828
4	1.0400	\$ 16.98	7.5	189	\$ 24,069
5	1.0500	\$ 17.14	7.5	189	\$ 24,296
6	1.0600	\$ 17.30	7.5	189	\$ 24,523
7	1.0700	\$ 17.47	7.5	189	\$ 24,764
8	1.0800	\$ 17.63	7.5	189	\$ 24,991
9	1.0900	\$ 17.79	7.5	189	\$ 25,217
10	1.1000	\$ 17.96	7.5	189	\$ 25,458
11	1.1100	\$ 18.12	7.5	189	\$ 25,685
12	1.1200	\$ 18.28	7.5	189	\$ 25,912
13	1.1300	\$ 18.45	7.5	189	\$ 26,153
14	1.1400	\$ 18.61	7.5	189	\$ 26,380
15	1.1500	\$ 18.77	7.5	189	\$ 26,606
16	1.1600	\$ 18.94	7.5	189	\$ 26,847
17	1.1700	\$ 19.10	7.5	189	\$ 27,074
18	1.1800	\$ 19.26	7.5	189	\$ 27,301
19	1.1900	\$ 19.43	7.5	189	\$ 27,542
20	1.2000	\$ 19.59	7.5	189	\$ 27,769
21	1.2100	\$ 19.75	7.5	189	\$ 27,996
22	1.2200	\$ 19.92	7.5	189	\$ 28,237
23	1.2300	\$ 20.08	7.5	189	\$ 28,463
24	1.2400	\$ 20.24	7.5	189	\$ 28,690
25	1.2500	\$ 20.40	7.5	189	\$ 28,917

FY25 Support Staff Payscale

LPN, 0-300 Students					
Years	INDEX	RATE	Hrs. per day	Days per yr.	Annual
0	Base	\$ 19.51	7.5	189	\$ 27,655
1	1.0100	\$ 19.71	7.5	189	\$ 27,939
2	1.0200	\$ 19.91	7.5	189	\$ 28,222
3	1.0300	\$ 20.10	7.5	189	\$ 28,492
4	1.0400	\$ 20.30	7.5	189	\$ 28,775
5	1.0500	\$ 20.49	7.5	189	\$ 29,045
6	1.0600	\$ 20.69	7.5	189	\$ 29,328
7	1.0700	\$ 20.88	7.5	189	\$ 29,597
8	1.0800	\$ 21.08	7.5	189	\$ 29,881
9	1.0900	\$ 21.27	7.5	189	\$ 30,150
10	1.1000	\$ 21.47	7.5	189	\$ 30,434
11	1.1100	\$ 21.66	7.5	189	\$ 30,703
12	1.1200	\$ 21.86	7.5	189	\$ 30,987
13	1.1300	\$ 22.05	7.5	189	\$ 31,256
14	1.1400	\$ 22.25	7.5	189	\$ 31,539
15	1.1500	\$ 22.44	7.5	189	\$ 31,809
16	1.1600	\$ 22.64	7.5	189	\$ 32,092
17	1.1700	\$ 22.83	7.5	189	\$ 32,362
18	1.1800	\$ 23.03	7.5	189	\$ 32,645
19	1.1900	\$ 23.22	7.5	189	\$ 32,914
20	1.2000	\$ 23.42	7.5	189	\$ 33,198
21	1.2100	\$ 23.61	7.5	189	\$ 33,467
22	1.2200	\$ 23.81	7.5	189	\$ 33,751
23	1.2300	\$ 24.00	7.5	189	\$ 34,020
24	1.2400	\$ 24.20	7.5	189	\$ 34,304
25	1.2500	\$ 24.39	7.5	189	\$ 34,573

LPN, 301-600 Students					
Years	INDEX	RATE	Hrs. per day	Days per yr.	Annual
0	Base	\$ 19.95	7.5	189	\$ 28,279
1	1.0100	\$ 20.15	7.5	189	\$ 28,563
2	1.0200	\$ 20.35	7.5	189	\$ 28,846
3	1.0300	\$ 20.55	7.5	189	\$ 29,130
4	1.0400	\$ 20.75	7.5	189	\$ 29,413
5	1.0500	\$ 20.95	7.5	189	\$ 29,697
6	1.0600	\$ 21.15	7.5	189	\$ 29,980
7	1.0700	\$ 21.35	7.5	189	\$ 30,264
8	1.0800	\$ 21.55	7.5	189	\$ 30,547
9	1.0900	\$ 21.75	7.5	189	\$ 30,831
10	1.1000	\$ 21.95	7.5	189	\$ 31,114
11	1.1100	\$ 22.15	7.5	189	\$ 31,398
12	1.1200	\$ 22.35	7.5	189	\$ 31,681
13	1.1300	\$ 22.55	7.5	189	\$ 31,965
14	1.1400	\$ 22.75	7.5	189	\$ 32,248
15	1.1500	\$ 22.95	7.5	189	\$ 32,532
16	1.1600	\$ 23.15	7.5	189	\$ 32,815
17	1.1700	\$ 23.35	7.5	189	\$ 33,099
18	1.1800	\$ 23.55	7.5	189	\$ 33,382
19	1.1900	\$ 23.75	7.5	189	\$ 33,666
20	1.2000	\$ 23.94	7.5	189	\$ 33,935
21	1.2100	\$ 24.14	7.5	189	\$ 34,218
22	1.2200	\$ 24.34	7.5	189	\$ 34,502
23	1.2300	\$ 24.54	7.5	189	\$ 34,785
24	1.2400	\$ 24.74	7.5	189	\$ 35,069
25	1.2500	\$ 24.94	7.5	189	\$ 35,352

FY25 Support Staff Payscale

LPN, 601-900 Students					
Years	INDEX	RATE	Hrs. per day	Days per yr.	Annual
0	Base	\$ 20.41	7.5	189	\$ 28,931
1	1.0100	\$ 20.62	7.5	189	\$ 29,229
2	1.0200	\$ 20.82	7.5	189	\$ 29,512
3	1.0300	\$ 21.03	7.5	189	\$ 29,810
4	1.0400	\$ 21.23	7.5	189	\$ 30,094
5	1.0500	\$ 21.44	7.5	189	\$ 30,391
6	1.0600	\$ 21.64	7.5	189	\$ 30,675
7	1.0700	\$ 21.84	7.5	189	\$ 30,958
8	1.0800	\$ 22.05	7.5	189	\$ 31,256
9	1.0900	\$ 22.25	7.5	189	\$ 31,539
10	1.1000	\$ 22.46	7.5	189	\$ 31,837
11	1.1100	\$ 22.66	7.5	189	\$ 32,121
12	1.1200	\$ 22.86	7.5	189	\$ 32,404
13	1.1300	\$ 23.07	7.5	189	\$ 32,702
14	1.1400	\$ 23.27	7.5	189	\$ 32,985
15	1.1500	\$ 23.48	7.5	189	\$ 33,283
16	1.1600	\$ 23.68	7.5	189	\$ 33,566
17	1.1700	\$ 23.88	7.5	189	\$ 33,850
18	1.1800	\$ 24.09	7.5	189	\$ 34,148
19	1.1900	\$ 24.29	7.5	189	\$ 34,431
20	1.2000	\$ 24.50	7.5	189	\$ 34,729
21	1.2100	\$ 24.70	7.5	189	\$ 35,012
22	1.2200	\$ 24.91	7.5	189	\$ 35,310
23	1.2300	\$ 25.11	7.5	189	\$ 35,593
24	1.2400	\$ 25.31	7.5	189	\$ 35,877
25	1.2500	\$ 25.52	7.5	189	\$ 36,175

LPN, 901 and Above					
Years	INDEX	RATE	Hrs. per day	Days per yr.	Annual
0	Base	\$ 20.86	7.5	189	\$ 29,569
1	1.0100	\$ 21.07	7.5	189	\$ 29,867
2	1.0200	\$ 21.28	7.5	189	\$ 30,164
3	1.0300	\$ 21.49	7.5	189	\$ 30,462
4	1.0400	\$ 21.70	7.5	189	\$ 30,760
5	1.0500	\$ 21.91	7.5	189	\$ 31,057
6	1.0600	\$ 22.12	7.5	189	\$ 31,355
7	1.0700	\$ 22.33	7.5	189	\$ 31,653
8	1.0800	\$ 22.53	7.5	189	\$ 31,936
9	1.0900	\$ 22.74	7.5	189	\$ 32,234
10	1.1000	\$ 22.95	7.5	189	\$ 32,532
11	1.1100	\$ 23.16	7.5	189	\$ 32,829
12	1.1200	\$ 23.37	7.5	189	\$ 33,127
13	1.1300	\$ 23.58	7.5	189	\$ 33,425
14	1.1400	\$ 23.79	7.5	189	\$ 33,722
15	1.1500	\$ 23.99	7.5	189	\$ 34,006
16	1.1600	\$ 24.20	7.5	189	\$ 34,304
17	1.1700	\$ 24.41	7.5	189	\$ 34,601
18	1.1800	\$ 24.62	7.5	189	\$ 34,899
19	1.1900	\$ 24.83	7.5	189	\$ 35,197
20	1.2000	\$ 25.04	7.5	189	\$ 35,494
21	1.2100	\$ 25.25	7.5	189	\$ 35,792
22	1.2200	\$ 25.45	7.5	189	\$ 36,075
23	1.2300	\$ 25.66	7.5	189	\$ 36,373
24	1.2400	\$ 25.87	7.5	189	\$ 36,671
25	1.2500	\$ 26.08	7.5	189	\$ 36,968

FY25 Support Staff Payscale

RN Payscale, 0-300 Students					
Years	INDEX	RATE	Hrs. per day	Days per yr.	Annual
0	Base	\$ 22.86	7.5	189	\$ 32,404
1	1.0100	\$ 23.09	7.5	189	\$ 32,730
2	1.0200	\$ 23.32	7.5	189	\$ 33,056
3	1.0300	\$ 23.55	7.5	189	\$ 33,382
4	1.0400	\$ 23.78	7.5	189	\$ 33,708
5	1.0500	\$ 24.01	7.5	189	\$ 34,034
6	1.0600	\$ 24.24	7.5	189	\$ 34,360
7	1.0700	\$ 24.47	7.5	189	\$ 34,686
8	1.0800	\$ 24.69	7.5	189	\$ 34,998
9	1.0900	\$ 24.92	7.5	189	\$ 35,324
10	1.1000	\$ 25.15	7.5	189	\$ 35,650
11	1.1100	\$ 25.38	7.5	189	\$ 35,976
12	1.1200	\$ 25.61	7.5	189	\$ 36,302
13	1.1300	\$ 25.84	7.5	189	\$ 36,628
14	1.1400	\$ 26.07	7.5	189	\$ 36,954
15	1.1500	\$ 26.29	7.5	189	\$ 37,266
16	1.1600	\$ 26.52	7.5	189	\$ 37,592
17	1.1700	\$ 26.75	7.5	189	\$ 37,918
18	1.1800	\$ 26.98	7.5	189	\$ 38,244
19	1.1900	\$ 27.21	7.5	189	\$ 38,570
20	1.2000	\$ 27.44	7.5	189	\$ 38,896
21	1.2100	\$ 27.67	7.5	189	\$ 39,222
22	1.2200	\$ 27.89	7.5	189	\$ 39,534
23	1.2300	\$ 28.12	7.5	189	\$ 39,860
24	1.2400	\$ 28.35	7.5	189	\$ 40,186
25	1.2500	\$ 28.58	7.5	189	\$ 40,512

RN Payscale, 301-600 Students					
Years	INDEX	RATE	Hrs. per day	Days per yr.	Annual
0	Base	\$ 23.43	7.5	189	\$ 33,212
1	1.0100	\$ 23.67	7.5	189	\$ 33,552
2	1.0200	\$ 23.90	7.5	189	\$ 33,878
3	1.0300	\$ 24.14	7.5	189	\$ 34,218
4	1.0400	\$ 24.37	7.5	189	\$ 34,544
5	1.0500	\$ 24.61	7.5	189	\$ 34,885
6	1.0600	\$ 24.84	7.5	189	\$ 35,211
7	1.0700	\$ 25.08	7.5	189	\$ 35,551
8	1.0800	\$ 25.31	7.5	189	\$ 35,877
9	1.0900	\$ 25.54	7.5	189	\$ 36,203
10	1.1000	\$ 25.78	7.5	189	\$ 36,543
11	1.1100	\$ 26.01	7.5	189	\$ 36,869
12	1.1200	\$ 26.25	7.5	189	\$ 37,209
13	1.1300	\$ 26.48	7.5	189	\$ 37,535
14	1.1400	\$ 26.72	7.5	189	\$ 37,876
15	1.1500	\$ 26.95	7.5	189	\$ 38,202
16	1.1600	\$ 27.18	7.5	189	\$ 38,528
17	1.1700	\$ 27.42	7.5	189	\$ 38,868
18	1.1800	\$ 27.65	7.5	189	\$ 39,194
19	1.1900	\$ 27.89	7.5	189	\$ 39,534
20	1.2000	\$ 28.12	7.5	189	\$ 39,860
21	1.2100	\$ 28.36	7.5	189	\$ 40,200
22	1.2200	\$ 28.59	7.5	189	\$ 40,526
23	1.2300	\$ 28.82	7.5	189	\$ 40,852
24	1.2400	\$ 29.06	7.5	189	\$ 41,193
25	1.2500	\$ 29.29	7.5	189	\$ 41,519

FY25 Support Staff Payscales

RN Payscale, 601-900 Students					
Years	INDEX	RATE	Hrs. per day	Days per yr.	Annual
0	Base	\$ 24.01	7.5	189	\$ 34,034
1	1.0100	\$ 24.26	7.5	189	\$ 34,389
2	1.0200	\$ 24.50	7.5	189	\$ 34,729
3	1.0300	\$ 24.74	7.5	189	\$ 35,069
4	1.0400	\$ 24.98	7.5	189	\$ 35,409
5	1.0500	\$ 25.22	7.5	189	\$ 35,749
6	1.0600	\$ 25.46	7.5	189	\$ 36,090
7	1.0700	\$ 25.70	7.5	189	\$ 36,430
8	1.0800	\$ 25.94	7.5	189	\$ 36,770
9	1.0900	\$ 26.18	7.5	189	\$ 37,110
10	1.1000	\$ 26.42	7.5	189	\$ 37,450
11	1.1100	\$ 26.66	7.5	189	\$ 37,791
12	1.1200	\$ 26.90	7.5	189	\$ 38,131
13	1.1300	\$ 27.14	7.5	189	\$ 38,471
14	1.1400	\$ 27.38	7.5	189	\$ 38,811
15	1.1500	\$ 27.62	7.5	189	\$ 39,151
16	1.1600	\$ 27.86	7.5	189	\$ 39,492
17	1.1700	\$ 28.10	7.5	189	\$ 39,832
18	1.1800	\$ 28.34	7.5	189	\$ 40,172
19	1.1900	\$ 28.58	7.5	189	\$ 40,512
20	1.2000	\$ 28.82	7.5	189	\$ 40,852
21	1.2100	\$ 29.06	7.5	189	\$ 41,193
22	1.2200	\$ 29.30	7.5	189	\$ 41,533
23	1.2300	\$ 29.54	7.5	189	\$ 41,873
24	1.2400	\$ 29.78	7.5	189	\$ 42,213
25	1.2500	\$ 30.02	7.5	189	\$ 42,553

RN Payscale, 901 Students and Above					
Years	INDEX	RATE	Hrs. per day	Days per yr.	Annual
0	Base	\$ 24.60	7.5	189	\$ 34,871
1	1.0100	\$ 24.85	7.5	189	\$ 35,225
2	1.0200	\$ 25.10	7.5	189	\$ 35,579
3	1.0300	\$ 25.34	7.5	189	\$ 35,919
4	1.0400	\$ 25.59	7.5	189	\$ 36,274
5	1.0500	\$ 25.83	7.5	189	\$ 36,614
6	1.0600	\$ 26.08	7.5	189	\$ 36,968
7	1.0700	\$ 26.33	7.5	189	\$ 37,323
8	1.0800	\$ 26.57	7.5	189	\$ 37,663
9	1.0900	\$ 26.82	7.5	189	\$ 38,017
10	1.1000	\$ 27.06	7.5	189	\$ 38,358
11	1.1100	\$ 27.31	7.5	189	\$ 38,712
12	1.1200	\$ 27.56	7.5	189	\$ 39,066
13	1.1300	\$ 27.80	7.5	189	\$ 39,407
14	1.1400	\$ 28.05	7.5	189	\$ 39,761
15	1.1500	\$ 28.29	7.5	189	\$ 40,101
16	1.1600	\$ 28.54	7.5	189	\$ 40,455
17	1.1700	\$ 28.79	7.5	189	\$ 40,810
18	1.1800	\$ 29.03	7.5	189	\$ 41,150
19	1.1900	\$ 29.28	7.5	189	\$ 41,504
20	1.2000	\$ 29.52	7.5	189	\$ 41,845
21	1.2100	\$ 29.77	7.5	189	\$ 42,199
22	1.2200	\$ 30.02	7.5	189	\$ 42,553
23	1.2300	\$ 30.26	7.5	189	\$ 42,894
24	1.2400	\$ 30.51	7.5	189	\$ 43,248
25	1.2500	\$ 30.75	7.5	189	\$ 43,588

FY25 Support Staff Payscale

Exc. Sec.					
Years	INDEX	RATE	Hrs. per day	Days per yr.	Annual
0	Base	\$ 29.37	8	260	\$ 61,090
1	1.0100	\$ 29.67	8	260	\$ 61,714
2	1.0200	\$ 29.96	8	260	\$ 62,317
3	1.0300	\$ 30.26	8	260	\$ 62,941
4	1.0400	\$ 30.55	8	260	\$ 63,544
5	1.0500	\$ 30.84	8	260	\$ 64,147
6	1.0600	\$ 31.14	8	260	\$ 64,771
7	1.0700	\$ 31.43	8	260	\$ 65,374
8	1.0800	\$ 31.72	8	260	\$ 65,978
9	1.0900	\$ 32.02	8	260	\$ 66,602
10	1.1000	\$ 32.31	8	260	\$ 67,205
11	1.1100	\$ 32.61	8	260	\$ 67,829
12	1.1200	\$ 32.90	8	260	\$ 68,432
13	1.1300	\$ 33.19	8	260	\$ 69,035
14	1.1400	\$ 33.49	8	260	\$ 69,659
15	1.1500	\$ 33.78	8	260	\$ 70,262
16	1.1600	\$ 34.07	8	260	\$ 70,866
17	1.1700	\$ 34.37	8	260	\$ 71,490
18	1.1800	\$ 34.66	8	260	\$ 72,093
19	1.1900	\$ 34.96	8	260	\$ 72,717
20	1.2000	\$ 35.25	8	260	\$ 73,320
21	1.2100	\$ 35.54	8	260	\$ 73,923
22	1.2200	\$ 35.84	8	260	\$ 74,547
23	1.2300	\$ 36.13	8	260	\$ 75,150
24	1.2400	\$ 36.42	8	260	\$ 75,754
25	1.2500	\$ 36.72	8	260	\$ 76,378

CO Sec					
Years	INDEX	RATE	Hrs. per day	Days per yr.	Annual
0	Base	\$ 17.52	8	260	\$ 36,442
1	1.0100	\$ 17.70	8	260	\$ 36,816
2	1.0200	\$ 17.88	8	260	\$ 37,190
3	1.0300	\$ 18.05	8	260	\$ 37,544
4	1.0400	\$ 18.23	8	260	\$ 37,918
5	1.0500	\$ 18.40	8	260	\$ 38,272
6	1.0600	\$ 18.58	8	260	\$ 38,646
7	1.0700	\$ 18.75	8	260	\$ 39,000
8	1.0800	\$ 18.93	8	260	\$ 39,374
9	1.0900	\$ 19.10	8	260	\$ 39,728
10	1.1000	\$ 19.28	8	260	\$ 40,102
11	1.1100	\$ 19.45	8	260	\$ 40,456
12	1.1200	\$ 19.63	8	260	\$ 40,830
13	1.1300	\$ 19.80	8	260	\$ 41,184
14	1.1400	\$ 19.98	8	260	\$ 41,558
15	1.1500	\$ 20.15	8	260	\$ 41,912
16	1.1600	\$ 20.33	8	260	\$ 42,286
17	1.1700	\$ 20.50	8	260	\$ 42,640
18	1.1800	\$ 20.68	8	260	\$ 43,014
19	1.1900	\$ 20.85	8	260	\$ 43,368
20	1.2000	\$ 21.03	8	260	\$ 43,742
21	1.2100	\$ 21.20	8	260	\$ 44,096
22	1.2200	\$ 21.38	8	260	\$ 44,470
23	1.2300	\$ 21.55	8	260	\$ 44,824
24	1.2400	\$ 21.73	8	260	\$ 45,198
25	1.2500	\$ 21.90	8	260	\$ 45,552

FY25 Support Staff Payscale

CO HR Generalist					
Years	INDEX	RATE	Hrs. per day	Days per yr.	Annual
0	Base	\$ 19.86	8	260	\$ 41,309
1	1.0100	\$ 20.06	8	260	\$ 41,725
2	1.0200	\$ 20.26	8	260	\$ 42,141
3	1.0300	\$ 20.46	8	260	\$ 42,557
4	1.0400	\$ 20.66	8	260	\$ 42,973
5	1.0500	\$ 20.86	8	260	\$ 43,389
6	1.0600	\$ 21.06	8	260	\$ 43,805
7	1.0700	\$ 21.26	8	260	\$ 44,221
8	1.0800	\$ 21.45	8	260	\$ 44,616
9	1.0900	\$ 21.65	8	260	\$ 45,032
10	1.1000	\$ 21.85	8	260	\$ 45,448
11	1.1100	\$ 22.05	8	260	\$ 45,864
12	1.1200	\$ 22.25	8	260	\$ 46,280
13	1.1300	\$ 22.45	8	260	\$ 46,696
14	1.1400	\$ 22.65	8	260	\$ 47,112
15	1.1500	\$ 22.84	8	260	\$ 47,507
16	1.1600	\$ 23.04	8	260	\$ 47,923
17	1.1700	\$ 23.24	8	260	\$ 48,339
18	1.1800	\$ 23.44	8	260	\$ 48,755
19	1.1900	\$ 23.64	8	260	\$ 49,171
20	1.2000	\$ 23.84	8	260	\$ 49,587
21	1.2100	\$ 24.04	8	260	\$ 50,003
22	1.2200	\$ 24.23	8	260	\$ 50,398
23	1.2300	\$ 24.43	8	260	\$ 50,814
24	1.2400	\$ 24.63	8	260	\$ 51,230
25	1.2500	\$ 24.83	8	260	\$ 51,646

FY25 Support Staff Payscale

Data Clerks & Bookkeepers (Up to 300 Students), Sch Secretaries.					
Years	INDEX	RATE	Hrs. per day	Days per yr.	Annual
0	Base	\$ 16.08	8	205	\$ 26,371
1	1.0100	\$ 16.25	8	205	\$ 26,650
2	1.0200	\$ 16.41	8	205	\$ 26,912
3	1.0300	\$ 16.57	8	205	\$ 27,175
4	1.0400	\$ 16.73	8	205	\$ 27,437
5	1.0500	\$ 16.89	8	205	\$ 27,700
6	1.0600	\$ 17.05	8	205	\$ 27,962
7	1.0700	\$ 17.21	8	205	\$ 28,224
8	1.0800	\$ 17.37	8	205	\$ 28,487
9	1.0900	\$ 17.53	8	205	\$ 28,749
10	1.1000	\$ 17.69	8	205	\$ 29,012
11	1.1100	\$ 17.85	8	205	\$ 29,274
12	1.1200	\$ 18.01	8	205	\$ 29,536
13	1.1300	\$ 18.18	8	205	\$ 29,815
14	1.1400	\$ 18.34	8	205	\$ 30,078
15	1.1500	\$ 18.50	8	205	\$ 30,340
16	1.1600	\$ 18.66	8	205	\$ 30,602
17	1.1700	\$ 18.82	8	205	\$ 30,865
18	1.1800	\$ 18.98	8	205	\$ 31,127
19	1.1900	\$ 19.14	8	205	\$ 31,390
20	1.2000	\$ 19.30	8	205	\$ 31,652
21	1.2100	\$ 19.46	8	205	\$ 31,914
22	1.2200	\$ 19.62	8	205	\$ 32,177
23	1.2300	\$ 19.78	8	205	\$ 32,439
24	1.2400	\$ 19.94	8	205	\$ 32,702
25	1.2500	\$ 20.10	8	205	\$ 32,964

Data Clerks & Bookkeepers (301 to 600 Students)					
Years	INDEX	RATE	Hrs. per day	Days per yr.	Annual
0	Base	\$ 16.47	8	205	\$ 27,011
1	1.0100	\$ 16.64	8	205	\$ 27,290
2	1.0200	\$ 16.80	8	205	\$ 27,552
3	1.0300	\$ 16.97	8	205	\$ 27,831
4	1.0400	\$ 17.13	8	205	\$ 28,093
5	1.0500	\$ 17.30	8	205	\$ 28,372
6	1.0600	\$ 17.46	8	205	\$ 28,634
7	1.0700	\$ 17.63	8	205	\$ 28,913
8	1.0800	\$ 17.79	8	205	\$ 29,176
9	1.0900	\$ 17.96	8	205	\$ 29,454
10	1.1000	\$ 18.12	8	205	\$ 29,717
11	1.1100	\$ 18.29	8	205	\$ 29,996
12	1.1200	\$ 18.45	8	205	\$ 30,258
13	1.1300	\$ 18.62	8	205	\$ 30,537
14	1.1400	\$ 18.78	8	205	\$ 30,799
15	1.1500	\$ 18.95	8	205	\$ 31,078
16	1.1600	\$ 19.11	8	205	\$ 31,340
17	1.1700	\$ 19.27	8	205	\$ 31,603
18	1.1800	\$ 19.44	8	205	\$ 31,882
19	1.1900	\$ 19.60	8	205	\$ 32,144
20	1.2000	\$ 19.77	8	205	\$ 32,423
21	1.2100	\$ 19.93	8	205	\$ 32,685
22	1.2200	\$ 20.10	8	205	\$ 32,964
23	1.2300	\$ 20.26	8	205	\$ 33,226
24	1.2400	\$ 20.43	8	205	\$ 33,505
25	1.2500	\$ 20.59	8	205	\$ 33,768

FY25 Support Staff Payscales

Data Clerks & Bookkeepers (601 to 900 Students)					
Years	INDEX	RATE	Hrs. per day	Days per yr.	Annual
0	Base	\$ 16.83	8	205	\$ 27,601
1	1.0100	\$ 17.00	8	205	\$ 27,880
2	1.0200	\$ 17.17	8	205	\$ 28,159
3	1.0300	\$ 17.34	8	205	\$ 28,438
4	1.0400	\$ 17.51	8	205	\$ 28,716
5	1.0500	\$ 17.68	8	205	\$ 28,995
6	1.0600	\$ 17.84	8	205	\$ 29,258
7	1.0700	\$ 18.01	8	205	\$ 29,536
8	1.0800	\$ 18.18	8	205	\$ 29,815
9	1.0900	\$ 18.35	8	205	\$ 30,094
10	1.1000	\$ 18.52	8	205	\$ 30,373
11	1.1100	\$ 18.69	8	205	\$ 30,652
12	1.1200	\$ 18.85	8	205	\$ 30,914
13	1.1300	\$ 19.02	8	205	\$ 31,193
14	1.1400	\$ 19.19	8	205	\$ 31,472
15	1.1500	\$ 19.36	8	205	\$ 31,750
16	1.1600	\$ 19.53	8	205	\$ 32,029
17	1.1700	\$ 19.70	8	205	\$ 32,308
18	1.1800	\$ 19.86	8	205	\$ 32,570
19	1.1900	\$ 20.03	8	205	\$ 32,849
20	1.2000	\$ 20.20	8	205	\$ 33,128
21	1.2100	\$ 20.37	8	205	\$ 33,407
22	1.2200	\$ 20.54	8	205	\$ 33,686
23	1.2300	\$ 20.71	8	205	\$ 33,964
24	1.2400	\$ 20.87	8	205	\$ 34,227
25	1.2500	\$ 21.04	8	205	\$ 34,506

Data Clerks & Bookkeepers (Above 900 Students)					
Years	INDEX	RATE	Hrs. per day	Days per yr.	Annual
0	Base	\$ 17.19	8	205	\$ 28,192
1	1.0100	\$ 17.37	8	205	\$ 28,487
2	1.0200	\$ 17.54	8	205	\$ 28,766
3	1.0300	\$ 17.71	8	205	\$ 29,044
4	1.0400	\$ 17.88	8	205	\$ 29,323
5	1.0500	\$ 18.05	8	205	\$ 29,602
6	1.0600	\$ 18.23	8	205	\$ 29,897
7	1.0700	\$ 18.40	8	205	\$ 30,176
8	1.0800	\$ 18.57	8	205	\$ 30,455
9	1.0900	\$ 18.74	8	205	\$ 30,734
10	1.1000	\$ 18.91	8	205	\$ 31,012
11	1.1100	\$ 19.09	8	205	\$ 31,308
12	1.1200	\$ 19.26	8	205	\$ 31,586
13	1.1300	\$ 19.43	8	205	\$ 31,865
14	1.1400	\$ 19.60	8	205	\$ 32,144
15	1.1500	\$ 19.77	8	205	\$ 32,423
16	1.1600	\$ 19.95	8	205	\$ 32,718
17	1.1700	\$ 20.12	8	205	\$ 32,997
18	1.1800	\$ 20.29	8	205	\$ 33,276
19	1.1900	\$ 20.46	8	205	\$ 33,554
20	1.2000	\$ 20.63	8	205	\$ 33,833
21	1.2100	\$ 20.80	8	205	\$ 34,112
22	1.2200	\$ 20.98	8	205	\$ 34,407
23	1.2300	\$ 21.15	8	205	\$ 34,686
24	1.2400	\$ 21.32	8	205	\$ 34,965
25	1.2500	\$ 21.49	8	205	\$ 35,244

FY25 Support Staff Payscale

*high school paid here

Data Clerks & Bookkeepers (Above 900 Students)					
Years	INDEX	RATE	Hrs. per day	Days per yr.	Annual
0	Base	\$ 17.19	8	240	\$ 33,005
1	1.0100	\$ 17.37	8	240	\$ 33,350
2	1.0200	\$ 17.54	8	240	\$ 33,677
3	1.0300	\$ 17.71	8	240	\$ 34,003
4	1.0400	\$ 17.88	8	240	\$ 34,330
5	1.0500	\$ 18.05	8	240	\$ 34,656
6	1.0600	\$ 18.23	8	240	\$ 35,002
7	1.0700	\$ 18.40	8	240	\$ 35,328
8	1.0800	\$ 18.57	8	240	\$ 35,654
9	1.0900	\$ 18.74	8	240	\$ 35,981
10	1.1000	\$ 18.91	8	240	\$ 36,307
11	1.1100	\$ 19.09	8	240	\$ 36,653
12	1.1200	\$ 19.26	8	240	\$ 36,979
13	1.1300	\$ 19.43	8	240	\$ 37,306
14	1.1400	\$ 19.60	8	240	\$ 37,632
15	1.1500	\$ 19.77	8	240	\$ 37,958
16	1.1600	\$ 19.95	8	240	\$ 38,304
17	1.1700	\$ 20.12	8	240	\$ 38,630
18	1.1800	\$ 20.29	8	240	\$ 38,957
19	1.1900	\$ 20.46	8	240	\$ 39,283
20	1.2000	\$ 20.63	8	240	\$ 39,610
21	1.2100	\$ 20.80	8	240	\$ 39,936
22	1.2200	\$ 20.98	8	240	\$ 40,282
23	1.2300	\$ 21.15	8	240	\$ 40,608
24	1.2400	\$ 21.32	8	240	\$ 40,934
25	1.2500	\$ 21.49	8	240	\$ 41,261

4yr-Data Clerks & Bookkeeper(Up to 300 Students), 4yr Sch Secretaries					
Years	INDEX	RATE	Hrs. per day	Days per yr.	Annual
0	Base	\$ 17.20	8	205	\$ 28,208
1	1.0100	\$ 17.38	8	205	\$ 28,503
2	1.0200	\$ 17.55	8	205	\$ 28,782
3	1.0300	\$ 17.72	8	205	\$ 29,061
4	1.0400	\$ 17.89	8	205	\$ 29,340
5	1.0500	\$ 18.06	8	205	\$ 29,618
6	1.0600	\$ 18.24	8	205	\$ 29,914
7	1.0700	\$ 18.41	8	205	\$ 30,192
8	1.0800	\$ 18.58	8	205	\$ 30,471
9	1.0900	\$ 18.75	8	205	\$ 30,750
10	1.1000	\$ 18.92	8	205	\$ 31,029
11	1.1100	\$ 19.10	8	205	\$ 31,324
12	1.1200	\$ 19.27	8	205	\$ 31,603
13	1.1300	\$ 19.44	8	205	\$ 31,882
14	1.1400	\$ 19.61	8	205	\$ 32,160
15	1.1500	\$ 19.78	8	205	\$ 32,439
16	1.1600	\$ 19.96	8	205	\$ 32,734
17	1.1700	\$ 20.13	8	205	\$ 33,013
18	1.1800	\$ 20.30	8	205	\$ 33,292
19	1.1900	\$ 20.47	8	205	\$ 33,571
20	1.2000	\$ 20.64	8	205	\$ 33,850
21	1.2100	\$ 20.82	8	205	\$ 34,145
22	1.2200	\$ 20.99	8	205	\$ 34,424
23	1.2300	\$ 21.16	8	205	\$ 34,702
24	1.2400	\$ 21.33	8	205	\$ 34,981
25	1.2500	\$ 21.50	8	205	\$ 35,260

FY25 Support Staff Payscale

4yr-Data Clerks & Bookkeepers (301 to 600 Students)					
Years	INDEX	RATE	Hrs. per day	Days per yr.	Annual
0	Base	\$ 17.60	8	205	\$ 28,864
1	1.0100	\$ 17.78	8	205	\$ 29,159
2	1.0200	\$ 17.96	8	205	\$ 29,454
3	1.0300	\$ 18.13	8	205	\$ 29,733
4	1.0400	\$ 18.31	8	205	\$ 30,028
5	1.0500	\$ 18.48	8	205	\$ 30,307
6	1.0600	\$ 18.66	8	205	\$ 30,602
7	1.0700	\$ 18.84	8	205	\$ 30,898
8	1.0800	\$ 19.01	8	205	\$ 31,176
9	1.0900	\$ 19.19	8	205	\$ 31,472
10	1.1000	\$ 19.36	8	205	\$ 31,750
11	1.1100	\$ 19.54	8	205	\$ 32,046
12	1.1200	\$ 19.72	8	205	\$ 32,341
13	1.1300	\$ 19.89	8	205	\$ 32,620
14	1.1400	\$ 20.07	8	205	\$ 32,915
15	1.1500	\$ 20.24	8	205	\$ 33,194
16	1.1600	\$ 20.42	8	205	\$ 33,489
17	1.1700	\$ 20.60	8	205	\$ 33,784
18	1.1800	\$ 20.77	8	205	\$ 34,063
19	1.1900	\$ 20.95	8	205	\$ 34,358
20	1.2000	\$ 21.12	8	205	\$ 34,637
21	1.2100	\$ 21.30	8	205	\$ 34,932
22	1.2200	\$ 21.48	8	205	\$ 35,227
23	1.2300	\$ 21.65	8	205	\$ 35,506
24	1.2400	\$ 21.83	8	205	\$ 35,801
25	1.2500	\$ 22.00	8	205	\$ 36,080

4-yr Data Clerks & Bookkeepers (601 to 900 Students)					
Years	INDEX	RATE	Hrs. per day	Days per yr.	Annual
0	Base	\$ 17.99	8	205	\$ 29,504
1	1.0100	\$ 18.17	8	205	\$ 29,799
2	1.0200	\$ 18.35	8	205	\$ 30,094
3	1.0300	\$ 18.53	8	205	\$ 30,389
4	1.0400	\$ 18.71	8	205	\$ 30,684
5	1.0500	\$ 18.89	8	205	\$ 30,980
6	1.0600	\$ 19.07	8	205	\$ 31,275
7	1.0700	\$ 19.25	8	205	\$ 31,570
8	1.0800	\$ 19.43	8	205	\$ 31,865
9	1.0900	\$ 19.61	8	205	\$ 32,160
10	1.1000	\$ 19.79	8	205	\$ 32,456
11	1.1100	\$ 19.97	8	205	\$ 32,751
12	1.1200	\$ 20.15	8	205	\$ 33,046
13	1.1300	\$ 20.33	8	205	\$ 33,341
14	1.1400	\$ 20.51	8	205	\$ 33,636
15	1.1500	\$ 20.69	8	205	\$ 33,932
16	1.1600	\$ 20.87	8	205	\$ 34,227
17	1.1700	\$ 21.05	8	205	\$ 34,522
18	1.1800	\$ 21.23	8	205	\$ 34,817
19	1.1900	\$ 21.41	8	205	\$ 35,112
20	1.2000	\$ 21.59	8	205	\$ 35,408
21	1.2100	\$ 21.77	8	205	\$ 35,703
22	1.2200	\$ 21.95	8	205	\$ 35,998
23	1.2300	\$ 22.13	8	205	\$ 36,293
24	1.2400	\$ 22.31	8	205	\$ 36,588
25	1.2500	\$ 22.49	8	205	\$ 36,884

FY25 Support Staff Payscale

4 yr-Data Clerks & Bookkeepers (Above 900 Students)					
Years	INDEX	RATE	Hrs. per day	Days per yr.	Annual
0	Base	\$ 18.38	8	205	\$ 30,143
1	1.0100	\$ 18.57	8	205	\$ 30,455
2	1.0200	\$ 18.75	8	205	\$ 30,750
3	1.0300	\$ 18.94	8	205	\$ 31,062
4	1.0400	\$ 19.12	8	205	\$ 31,357
5	1.0500	\$ 19.30	8	205	\$ 31,652
6	1.0600	\$ 19.49	8	205	\$ 31,964
7	1.0700	\$ 19.67	8	205	\$ 32,259
8	1.0800	\$ 19.86	8	205	\$ 32,570
9	1.0900	\$ 20.04	8	205	\$ 32,866
10	1.1000	\$ 20.22	8	205	\$ 33,161
11	1.1100	\$ 20.41	8	205	\$ 33,472
12	1.1200	\$ 20.59	8	205	\$ 33,768
13	1.1300	\$ 20.77	8	205	\$ 34,063
14	1.1400	\$ 20.96	8	205	\$ 34,374
15	1.1500	\$ 21.14	8	205	\$ 34,670
16	1.1600	\$ 21.33	8	205	\$ 34,981
17	1.1700	\$ 21.51	8	205	\$ 35,276
18	1.1800	\$ 21.69	8	205	\$ 35,572
19	1.1900	\$ 21.88	8	205	\$ 35,883
20	1.2000	\$ 22.06	8	205	\$ 36,178
21	1.2100	\$ 22.24	8	205	\$ 36,474
22	1.2200	\$ 22.43	8	205	\$ 36,785
23	1.2300	\$ 22.61	8	205	\$ 37,080
24	1.2400	\$ 22.80	8	205	\$ 37,392
25	1.2500	\$ 22.98	8	205	\$ 37,687

*4 Year high school paid here

4 yr-Data Clerks & Bookkeepers (Above 900 Students)					
Years	INDEX	RATE	Hrs. per day	Days per yr.	Annual
0	Base	\$ 18.38	8	240	\$ 35,290
1	1.0100	\$ 18.57	8	240	\$ 35,654
2	1.0200	\$ 18.75	8	240	\$ 36,000
3	1.0300	\$ 18.94	8	240	\$ 36,365
4	1.0400	\$ 19.12	8	240	\$ 36,710
5	1.0500	\$ 19.30	8	240	\$ 37,056
6	1.0600	\$ 19.49	8	240	\$ 37,421
7	1.0700	\$ 19.67	8	240	\$ 37,766
8	1.0800	\$ 19.86	8	240	\$ 38,131
9	1.0900	\$ 20.04	8	240	\$ 38,477
10	1.1000	\$ 20.22	8	240	\$ 38,822
11	1.1100	\$ 20.41	8	240	\$ 39,187
12	1.1200	\$ 20.59	8	240	\$ 39,533
13	1.1300	\$ 20.77	8	240	\$ 39,878
14	1.1400	\$ 20.96	8	240	\$ 40,243
15	1.1500	\$ 21.14	8	240	\$ 40,589
16	1.1600	\$ 21.33	8	240	\$ 40,954
17	1.1700	\$ 21.51	8	240	\$ 41,299
18	1.1800	\$ 21.69	8	240	\$ 41,645
19	1.1900	\$ 21.88	8	240	\$ 42,010
20	1.2000	\$ 22.06	8	240	\$ 42,355
21	1.2100	\$ 22.24	8	240	\$ 42,701
22	1.2200	\$ 22.43	8	240	\$ 43,066
23	1.2300	\$ 22.61	8	240	\$ 43,411
24	1.2400	\$ 22.80	8	240	\$ 43,776
25	1.2500	\$ 22.98	8	240	\$ 44,122

FY25 Support Staff Payscale

Sch Sec Years	INDEX	RATE	Hrs. per day	Days per yr.	Annual
0	Base	\$ 16.09	8	220	\$ 28,318
1	1.0100	\$ 16.26	8	220	\$ 28,618
2	1.0200	\$ 16.42	8	220	\$ 28,899
3	1.0300	\$ 16.58	8	220	\$ 29,181
4	1.0400	\$ 16.74	8	220	\$ 29,462
5	1.0500	\$ 16.90	8	220	\$ 29,744
6	1.0600	\$ 17.06	8	220	\$ 30,026
7	1.0700	\$ 17.22	8	220	\$ 30,307
8	1.0800	\$ 17.38	8	220	\$ 30,589
9	1.0900	\$ 17.54	8	220	\$ 30,870
10	1.1000	\$ 17.70	8	220	\$ 31,152
11	1.1100	\$ 17.86	8	220	\$ 31,434
12	1.1200	\$ 18.03	8	220	\$ 31,733
13	1.1300	\$ 18.19	8	220	\$ 32,014
14	1.1400	\$ 18.35	8	220	\$ 32,296
15	1.1500	\$ 18.51	8	220	\$ 32,578
16	1.1600	\$ 18.67	8	220	\$ 32,859
17	1.1700	\$ 18.83	8	220	\$ 33,141
18	1.1800	\$ 18.99	8	220	\$ 33,422
19	1.1900	\$ 19.15	8	220	\$ 33,704
20	1.2000	\$ 19.31	8	220	\$ 33,986
21	1.2100	\$ 19.47	8	220	\$ 34,267
22	1.2200	\$ 19.63	8	220	\$ 34,549
23	1.2300	\$ 19.80	8	220	\$ 34,848
24	1.2400	\$ 19.96	8	220	\$ 35,130
25	1.2500	\$ 20.12	8	220	\$ 35,411

Sch Sec Years	12 mos. INDEX	@ High School RATE	Hrs. per day	Days per yr.	Annual
0	Base	\$ 16.09	8	240	\$ 30,893
1	1.0100	\$ 16.26	8	240	\$ 31,219
2	1.0200	\$ 16.42	8	240	\$ 31,526
3	1.0300	\$ 16.58	8	240	\$ 31,834
4	1.0400	\$ 16.74	8	240	\$ 32,141
5	1.0500	\$ 16.90	8	240	\$ 32,448
6	1.0600	\$ 17.06	8	240	\$ 32,755
7	1.0700	\$ 17.22	8	240	\$ 33,062
8	1.0800	\$ 17.38	8	240	\$ 33,370
9	1.0900	\$ 17.54	8	240	\$ 33,677
10	1.1000	\$ 17.70	8	240	\$ 33,984
11	1.1100	\$ 17.86	8	240	\$ 34,291
12	1.1200	\$ 18.03	8	240	\$ 34,618
13	1.1300	\$ 18.19	8	240	\$ 34,925
14	1.1400	\$ 18.35	8	240	\$ 35,232
15	1.1500	\$ 18.51	8	240	\$ 35,539
16	1.1600	\$ 18.67	8	240	\$ 35,846
17	1.1700	\$ 18.83	8	240	\$ 36,154
18	1.1800	\$ 18.99	8	240	\$ 36,461
19	1.1900	\$ 19.15	8	240	\$ 36,768
20	1.2000	\$ 19.31	8	240	\$ 37,075
21	1.2100	\$ 19.47	8	240	\$ 37,382
22	1.2200	\$ 19.63	8	240	\$ 37,690
23	1.2300	\$ 19.80	8	240	\$ 38,016
24	1.2400	\$ 19.96	8	240	\$ 38,323
25	1.2500	\$ 20.12	8	240	\$ 38,630

FY25 Support Staff Payscales

Cust. Years	12 mths				
	INDEX	RATE	Hrs. per day	Days per yr.	Annual
0	Base	\$ 14.83	8	260	\$ 30,846
1	1.0100	\$ 14.98	8	260	\$ 31,158
2	1.0200	\$ 15.13	8	260	\$ 31,470
3	1.0300	\$ 15.28	8	260	\$ 31,782
4	1.0400	\$ 15.43	8	260	\$ 32,094
5	1.0500	\$ 15.58	8	260	\$ 32,406
6	1.0600	\$ 15.72	8	260	\$ 32,698
7	1.0700	\$ 15.87	8	260	\$ 33,010
8	1.0800	\$ 16.02	8	260	\$ 33,322
9	1.0900	\$ 16.17	8	260	\$ 33,634
10	1.1000	\$ 16.32	8	260	\$ 33,946
11	1.1100	\$ 16.47	8	260	\$ 34,258
12	1.1200	\$ 16.61	8	260	\$ 34,549
13	1.1300	\$ 16.76	8	260	\$ 34,861
14	1.1400	\$ 16.91	8	260	\$ 35,173
15	1.1500	\$ 17.06	8	260	\$ 35,485
16	1.1600	\$ 17.21	8	260	\$ 35,797
17	1.1700	\$ 17.36	8	260	\$ 36,109
18	1.1800	\$ 17.50	8	260	\$ 36,400
19	1.1900	\$ 17.65	8	260	\$ 36,712
20	1.2000	\$ 17.80	8	260	\$ 37,024
21	1.2100	\$ 17.95	8	260	\$ 37,336
22	1.2200	\$ 18.10	8	260	\$ 37,648
23	1.2300	\$ 18.25	8	260	\$ 37,960
24	1.2400	\$ 18.39	8	260	\$ 38,251
25	1.2500	\$ 18.54	8	260	\$ 38,563

Cust. Years	10 mths				
	INDEX	RATE	Hrs. per day	Days per yr.	Annual
0	Base	\$ 14.83	8	205	\$ 24,321
1	1.0100	\$ 14.98	8	205	\$ 24,567
2	1.0200	\$ 15.13	8	205	\$ 24,813
3	1.0300	\$ 15.28	8	205	\$ 25,059
4	1.0400	\$ 15.43	8	205	\$ 25,305
5	1.0500	\$ 15.58	8	205	\$ 25,551
6	1.0600	\$ 15.72	8	205	\$ 25,781
7	1.0700	\$ 15.87	8	205	\$ 26,027
8	1.0800	\$ 16.02	8	205	\$ 26,273
9	1.0900	\$ 16.17	8	205	\$ 26,519
10	1.1000	\$ 16.32	8	205	\$ 26,765
11	1.1100	\$ 16.47	8	205	\$ 27,011
12	1.1200	\$ 16.61	8	205	\$ 27,240
13	1.1300	\$ 16.76	8	205	\$ 27,486
14	1.1400	\$ 16.91	8	205	\$ 27,732
15	1.1500	\$ 17.06	8	205	\$ 27,978
16	1.1600	\$ 17.21	8	205	\$ 28,224
17	1.1700	\$ 17.36	8	205	\$ 28,470
18	1.1800	\$ 17.50	8	205	\$ 28,700
19	1.1900	\$ 17.65	8	205	\$ 28,946
20	1.2000	\$ 17.80	8	205	\$ 29,192
21	1.2100	\$ 17.95	8	205	\$ 29,438
22	1.2200	\$ 18.10	8	205	\$ 29,684
23	1.2300	\$ 18.25	8	205	\$ 29,930
24	1.2400	\$ 18.39	8	205	\$ 30,160
25	1.2500	\$ 18.54	8	205	\$ 30,406

FY25 Support Staff Payscales

Mech Years	Level1				
	INDEX	RATE	Hrs. per day	Days per yr.	Annual
0	Base	\$ 18.51	8	260	\$ 38,501
1	1.0100	\$ 18.70	8	260	\$ 38,896
2	1.0200	\$ 18.89	8	260	\$ 39,291
3	1.0300	\$ 19.07	8	260	\$ 39,666
4	1.0400	\$ 19.26	8	260	\$ 40,061
5	1.0500	\$ 19.44	8	260	\$ 40,435
6	1.0600	\$ 19.63	8	260	\$ 40,830
7	1.0700	\$ 19.81	8	260	\$ 41,205
8	1.0800	\$ 20.00	8	260	\$ 41,600
9	1.0900	\$ 20.18	8	260	\$ 41,974
10	1.1000	\$ 20.37	8	260	\$ 42,370
11	1.1100	\$ 20.55	8	260	\$ 42,744
12	1.1200	\$ 20.74	8	260	\$ 43,139
13	1.1300	\$ 20.92	8	260	\$ 43,514
14	1.1400	\$ 21.11	8	260	\$ 43,909
15	1.1500	\$ 21.29	8	260	\$ 44,283
16	1.1600	\$ 21.48	8	260	\$ 44,678
17	1.1700	\$ 21.66	8	260	\$ 45,053
18	1.1800	\$ 21.85	8	260	\$ 45,448
19	1.1900	\$ 22.03	8	260	\$ 45,822
20	1.2000	\$ 22.22	8	260	\$ 46,218
21	1.2100	\$ 22.40	8	260	\$ 46,592
22	1.2200	\$ 22.59	8	260	\$ 46,987
23	1.2300	\$ 22.77	8	260	\$ 47,362
24	1.2400	\$ 22.96	8	260	\$ 47,757
25	1.2500	\$ 23.14	8	260	\$ 48,131

Mech. Years	Level 2				
	INDEX	RATE	Hrs. per day	Days per yr.	Annual
0	Base	\$ 19.89	8	260	\$ 41,371
1	1.0100	\$ 20.09	8	260	\$ 41,787
2	1.0200	\$ 20.29	8	260	\$ 42,203
3	1.0300	\$ 20.49	8	260	\$ 42,619
4	1.0400	\$ 20.69	8	260	\$ 43,035
5	1.0500	\$ 20.89	8	260	\$ 43,451
6	1.0600	\$ 21.09	8	260	\$ 43,867
7	1.0700	\$ 21.29	8	260	\$ 44,283
8	1.0800	\$ 21.49	8	260	\$ 44,699
9	1.0900	\$ 21.69	8	260	\$ 45,115
10	1.1000	\$ 21.88	8	260	\$ 45,510
11	1.1100	\$ 22.08	8	260	\$ 45,926
12	1.1200	\$ 22.28	8	260	\$ 46,342
13	1.1300	\$ 22.48	8	260	\$ 46,758
14	1.1400	\$ 22.68	8	260	\$ 47,174
15	1.1500	\$ 22.88	8	260	\$ 47,590
16	1.1600	\$ 23.08	8	260	\$ 48,006
17	1.1700	\$ 23.28	8	260	\$ 48,422
18	1.1800	\$ 23.48	8	260	\$ 48,838
19	1.1900	\$ 23.67	8	260	\$ 49,234
20	1.2000	\$ 23.87	8	260	\$ 49,650
21	1.2100	\$ 24.07	8	260	\$ 50,066
22	1.2200	\$ 24.27	8	260	\$ 50,482
23	1.2300	\$ 24.47	8	260	\$ 50,898
24	1.2400	\$ 24.67	8	260	\$ 51,314
25	1.2500	\$ 24.87	8	260	\$ 51,730

FY25 Support Staff Payscales

Mech		Level 3			
Years	INDEX	RATE	Hrs. per day	Days per yr.	Annual
0	Base	\$ 20.51	8	260	\$ 42,661
1	1.0100	\$ 20.72	8	260	\$ 43,098
2	1.0200	\$ 20.93	8	260	\$ 43,534
3	1.0300	\$ 21.13	8	260	\$ 43,950
4	1.0400	\$ 21.34	8	260	\$ 44,387
5	1.0500	\$ 21.54	8	260	\$ 44,803
6	1.0600	\$ 21.75	8	260	\$ 45,240
7	1.0700	\$ 21.95	8	260	\$ 45,656
8	1.0800	\$ 22.16	8	260	\$ 46,093
9	1.0900	\$ 22.36	8	260	\$ 46,509
10	1.1000	\$ 22.57	8	260	\$ 46,946
11	1.1100	\$ 22.77	8	260	\$ 47,362
12	1.1200	\$ 22.98	8	260	\$ 47,798
13	1.1300	\$ 23.18	8	260	\$ 48,214
14	1.1400	\$ 23.39	8	260	\$ 48,651
15	1.1500	\$ 23.59	8	260	\$ 49,067
16	1.1600	\$ 23.80	8	260	\$ 49,504
17	1.1700	\$ 24.00	8	260	\$ 49,920
18	1.1800	\$ 24.21	8	260	\$ 50,357
19	1.1900	\$ 24.41	8	260	\$ 50,773
20	1.2000	\$ 24.62	8	260	\$ 51,210
21	1.2100	\$ 24.82	8	260	\$ 51,626
22	1.2200	\$ 25.03	8	260	\$ 52,062
23	1.2300	\$ 25.23	8	260	\$ 52,478
24	1.2400	\$ 25.44	8	260	\$ 52,915
25	1.2500	\$ 25.64	8	260	\$ 53,331

Lead Mech.					
Years	INDEX	RATE	Hrs. per day	Days per yr.	Annual
0	Base	\$ 21.80	8	260	\$ 45,344
1	1.0100	\$ 22.02	8	260	\$ 45,802
2	1.0200	\$ 22.24	8	260	\$ 46,259
3	1.0300	\$ 22.46	8	260	\$ 46,717
4	1.0400	\$ 22.68	8	260	\$ 47,174
5	1.0500	\$ 22.89	8	260	\$ 47,611
6	1.0600	\$ 23.11	8	260	\$ 48,069
7	1.0700	\$ 23.33	8	260	\$ 48,526
8	1.0800	\$ 23.55	8	260	\$ 48,984
9	1.0900	\$ 23.77	8	260	\$ 49,442
10	1.1000	\$ 23.98	8	260	\$ 49,878
11	1.1100	\$ 24.20	8	260	\$ 50,336
12	1.1200	\$ 24.42	8	260	\$ 50,794
13	1.1300	\$ 24.64	8	260	\$ 51,251
14	1.1400	\$ 24.86	8	260	\$ 51,709
15	1.1500	\$ 25.07	8	260	\$ 52,146
16	1.1600	\$ 25.29	8	260	\$ 52,603
17	1.1700	\$ 25.51	8	260	\$ 53,061
18	1.1800	\$ 25.73	8	260	\$ 53,518
19	1.1900	\$ 25.95	8	260	\$ 53,976
20	1.2000	\$ 26.16	8	260	\$ 54,413
21	1.2100	\$ 26.38	8	260	\$ 54,870
22	1.2200	\$ 26.60	8	260	\$ 55,328
23	1.2300	\$ 26.82	8	260	\$ 55,786
24	1.2400	\$ 27.04	8	260	\$ 56,243
25	1.2500	\$ 27.25	8	260	\$ 56,680

FY25 Support Staff Payscales

Maint. Years	Level 1 INDEX	RATE	Hrs. per day	Days per yr.	Annual
0	Base	\$ 19.60	8	260	\$ 40,768
1	1.0100	\$ 19.80	8	260	\$ 41,184
2	1.0200	\$ 20.00	8	260	\$ 41,600
3	1.0300	\$ 20.19	8	260	\$ 41,995
4	1.0400	\$ 20.39	8	260	\$ 42,411
5	1.0500	\$ 20.58	8	260	\$ 42,806
6	1.0600	\$ 20.78	8	260	\$ 43,222
7	1.0700	\$ 20.98	8	260	\$ 43,638
8	1.0800	\$ 21.17	8	260	\$ 44,034
9	1.0900	\$ 21.37	8	260	\$ 44,450
10	1.1000	\$ 21.56	8	260	\$ 44,845
11	1.1100	\$ 21.76	8	260	\$ 45,261
12	1.1200	\$ 21.96	8	260	\$ 45,677
13	1.1300	\$ 22.15	8	260	\$ 46,072
14	1.1400	\$ 22.35	8	260	\$ 46,488
15	1.1500	\$ 22.54	8	260	\$ 46,883
16	1.1600	\$ 22.74	8	260	\$ 47,299
17	1.1700	\$ 22.94	8	260	\$ 47,715
18	1.1800	\$ 23.13	8	260	\$ 48,110
19	1.1900	\$ 23.33	8	260	\$ 48,526
20	1.2000	\$ 23.52	8	260	\$ 48,922
21	1.2100	\$ 23.72	8	260	\$ 49,338
22	1.2200	\$ 23.92	8	260	\$ 49,754
23	1.2300	\$ 24.11	8	260	\$ 50,149
24	1.2400	\$ 24.31	8	260	\$ 50,565
25	1.2500	\$ 24.50	8	260	\$ 50,960

Maint Years	Level 2 INDEX	RATE	Hrs. per day	Days per yr.	Annual
0	Base	\$ 19.94	8	260	\$ 41,475
1	1.0100	\$ 20.14	8	260	\$ 41,891
2	1.0200	\$ 20.34	8	260	\$ 42,307
3	1.0300	\$ 20.54	8	260	\$ 42,723
4	1.0400	\$ 20.74	8	260	\$ 43,139
5	1.0500	\$ 20.94	8	260	\$ 43,555
6	1.0600	\$ 21.14	8	260	\$ 43,971
7	1.0700	\$ 21.34	8	260	\$ 44,387
8	1.0800	\$ 21.54	8	260	\$ 44,803
9	1.0900	\$ 21.74	8	260	\$ 45,219
10	1.1000	\$ 21.94	8	260	\$ 45,635
11	1.1100	\$ 22.14	8	260	\$ 46,051
12	1.1200	\$ 22.34	8	260	\$ 46,467
13	1.1300	\$ 22.54	8	260	\$ 46,883
14	1.1400	\$ 22.74	8	260	\$ 47,299
15	1.1500	\$ 22.94	8	260	\$ 47,715
16	1.1600	\$ 23.14	8	260	\$ 48,131
17	1.1700	\$ 23.33	8	260	\$ 48,526
18	1.1800	\$ 23.53	8	260	\$ 48,942
19	1.1900	\$ 23.73	8	260	\$ 49,358
20	1.2000	\$ 23.93	8	260	\$ 49,774
21	1.2100	\$ 24.13	8	260	\$ 50,190
22	1.2200	\$ 24.33	8	260	\$ 50,606
23	1.2300	\$ 24.53	8	260	\$ 51,022
24	1.2400	\$ 24.73	8	260	\$ 51,438
25	1.2500	\$ 24.93	8	260	\$ 51,854

FY25 Support Staff Payscale

Level 3					
Maint Years	INDEX	RATE	Hrs. per day	Days per yr.	Annual
0	Base	\$ 21.08	8	260	\$ 43,846
1	1.0100	\$ 21.30	8	260	\$ 44,304
2	1.0200	\$ 21.51	8	260	\$ 44,741
3	1.0300	\$ 21.72	8	260	\$ 45,178
4	1.0400	\$ 21.93	8	260	\$ 45,614
5	1.0500	\$ 22.14	8	260	\$ 46,051
6	1.0600	\$ 22.35	8	260	\$ 46,488
7	1.0700	\$ 22.56	8	260	\$ 46,925
8	1.0800	\$ 22.77	8	260	\$ 47,362
9	1.0900	\$ 22.98	8	260	\$ 47,798
10	1.1000	\$ 23.19	8	260	\$ 48,235
11	1.1100	\$ 23.40	8	260	\$ 48,672
12	1.1200	\$ 23.61	8	260	\$ 49,109
13	1.1300	\$ 23.83	8	260	\$ 49,566
14	1.1400	\$ 24.04	8	260	\$ 50,003
15	1.1500	\$ 24.25	8	260	\$ 50,440
16	1.1600	\$ 24.46	8	260	\$ 50,877
17	1.1700	\$ 24.67	8	260	\$ 51,314
18	1.1800	\$ 24.88	8	260	\$ 51,750
19	1.1900	\$ 25.09	8	260	\$ 52,187
20	1.2000	\$ 25.30	8	260	\$ 52,624
21	1.2100	\$ 25.51	8	260	\$ 53,061
22	1.2200	\$ 25.72	8	260	\$ 53,498
23	1.2300	\$ 25.93	8	260	\$ 53,934
24	1.2400	\$ 26.14	8	260	\$ 54,371
25	1.2500	\$ 26.35	8	260	\$ 54,808

Maint Lead					
Maint Years	INDEX	RATE	Hrs. per day	Days per yr.	Annual
0	Base	\$ 22.03	8	260	\$ 45,822
1	1.0100	\$ 22.26	8	260	\$ 46,301
2	1.0200	\$ 22.48	8	260	\$ 46,758
3	1.0300	\$ 22.70	8	260	\$ 47,216
4	1.0400	\$ 22.92	8	260	\$ 47,674
5	1.0500	\$ 23.14	8	260	\$ 48,131
6	1.0600	\$ 23.36	8	260	\$ 48,589
7	1.0700	\$ 23.58	8	260	\$ 49,046
8	1.0800	\$ 23.80	8	260	\$ 49,504
9	1.0900	\$ 24.02	8	260	\$ 49,962
10	1.1000	\$ 24.24	8	260	\$ 50,419
11	1.1100	\$ 24.46	8	260	\$ 50,877
12	1.1200	\$ 24.68	8	260	\$ 51,334
13	1.1300	\$ 24.90	8	260	\$ 51,792
14	1.1400	\$ 25.12	8	260	\$ 52,250
15	1.1500	\$ 25.34	8	260	\$ 52,707
16	1.1600	\$ 25.56	8	260	\$ 53,165
17	1.1700	\$ 25.78	8	260	\$ 53,622
18	1.1800	\$ 26.00	8	260	\$ 54,080
19	1.1900	\$ 26.22	8	260	\$ 54,538
20	1.2000	\$ 26.44	8	260	\$ 54,995
21	1.2100	\$ 26.66	8	260	\$ 55,453
22	1.2200	\$ 26.88	8	260	\$ 55,910
23	1.2300	\$ 27.10	8	260	\$ 56,368
24	1.2400	\$ 27.32	8	260	\$ 56,826
25	1.2500	\$ 27.54	8	260	\$ 57,283

FY25 Support Staff Payscale

SACC Years	INDEX	Caregivers RATE
0	Base	\$ 14.60
1	0.10	\$ 14.70
2	0.10	\$ 14.80
3	0.10	\$ 14.90
4	0.10	\$ 15.00
5	0.10	\$ 15.10
6	0.10	\$ 15.20
7	0.10	\$ 15.30
8	0.10	\$ 15.40
9	0.10	\$ 15.50
10	0.10	\$ 15.60
11	0.10	\$ 15.70
12	0.10	\$ 15.80
13	0.10	\$ 15.90
14	0.10	\$ 16.00
15	0.10	\$ 16.10
16	0.10	\$ 16.20
17	0.10	\$ 16.30
18	0.10	\$ 16.40
19	0.10	\$ 16.50
20	0.10	\$ 16.60
21	0.10	\$ 16.70
22	0.10	\$ 16.80
23	0.10	\$ 16.90
24	0.10	\$ 17.00
25	0.10	\$ 17.10

SACC Years	INDEX	Before Care RATE
0	Base	\$ 16.72
1	0.10	\$ 16.82
2	0.10	\$ 16.92
3	0.10	\$ 17.02
4	0.10	\$ 17.12
5	0.10	\$ 17.22
6	0.10	\$ 17.32
7	0.10	\$ 17.42
8	0.10	\$ 17.52
9	0.10	\$ 17.62
10	0.10	\$ 17.72
11	0.10	\$ 17.82
12	0.10	\$ 17.92
13	0.10	\$ 18.02
14	0.10	\$ 18.12
15	0.10	\$ 18.22
16	0.10	\$ 18.32
17	0.10	\$ 18.42
18	0.10	\$ 18.52
19	0.10	\$ 18.62
20	0.10	\$ 18.72
21	0.10	\$ 18.82
22	0.10	\$ 18.92
23	0.10	\$ 19.02
24	0.10	\$ 19.12
25	0.10	\$ 19.22

SACC Years	INDEX	Site Director RATE
0	Base	\$ 16.72
1	0.20	\$ 16.92
2	0.20	\$ 17.12
3	0.20	\$ 17.32
4	0.20	\$ 17.52
5	0.20	\$ 17.72
6	0.20	\$ 17.92
7	0.20	\$ 18.12
8	0.20	\$ 18.32
9	0.20	\$ 18.52
10	0.20	\$ 18.72
11	0.20	\$ 18.92
12	0.20	\$ 19.12
13	0.20	\$ 19.32
14	0.20	\$ 19.52
15	0.20	\$ 19.72
16	0.20	\$ 19.92
17	0.20	\$ 20.12
18	0.20	\$ 20.32
19	0.20	\$ 20.52
20	0.20	\$ 20.72
21	0.20	\$ 20.92
22	0.20	\$ 21.12
23	0.20	\$ 21.32
24	0.20	\$ 21.52
25	0.20	\$ 21.72

FY25 Support Staff Payscale

Technician					
Years	INDEX	RATE	Hrs. per day	Days per yr.	Annual
0	Base	\$ 23.35	8	260	\$ 48,568
1	1.0100	\$ 23.59	8	260	\$ 49,067
2	1.0200	\$ 23.82	8	260	\$ 49,546
3	1.0300	\$ 24.06	8	260	\$ 50,045
4	1.0400	\$ 24.29	8	260	\$ 50,523
5	1.0500	\$ 24.52	8	260	\$ 51,002
6	1.0600	\$ 24.76	8	260	\$ 51,501
7	1.0700	\$ 24.99	8	260	\$ 51,979
8	1.0800	\$ 25.22	8	260	\$ 52,458
9	1.0900	\$ 25.46	8	260	\$ 52,957
10	1.1000	\$ 25.69	8	260	\$ 53,435
11	1.1100	\$ 25.92	8	260	\$ 53,914
12	1.1200	\$ 26.16	8	260	\$ 54,413
13	1.1300	\$ 26.39	8	260	\$ 54,891
14	1.1400	\$ 26.62	8	260	\$ 55,370
15	1.1500	\$ 26.86	8	260	\$ 55,869
16	1.1600	\$ 27.09	8	260	\$ 56,347
17	1.1700	\$ 27.32	8	260	\$ 56,826
18	1.1800	\$ 27.56	8	260	\$ 57,325
19	1.1900	\$ 27.79	8	260	\$ 57,803
20	1.2000	\$ 28.02	8	260	\$ 58,282
21	1.2100	\$ 28.26	8	260	\$ 58,781
22	1.2200	\$ 28.49	8	260	\$ 59,259
23	1.2300	\$ 28.73	8	260	\$ 59,758
24	1.2400	\$ 28.96	8	260	\$ 60,237
25	1.2500	\$ 29.19	8	260	\$ 60,715

Lead Tech					
Years	INDEX	RATE	Hrs. per day	Days per yr.	Annual
0	Base	\$ 24.60	8	260	\$ 51,168
1	1.0100	\$ 24.85	8	260	\$ 51,688
2	1.0200	\$ 25.10	8	260	\$ 52,208
3	1.0300	\$ 25.34	8	260	\$ 52,707
4	1.0400	\$ 25.59	8	260	\$ 53,227
5	1.0500	\$ 25.83	8	260	\$ 53,726
6	1.0600	\$ 26.08	8	260	\$ 54,246
7	1.0700	\$ 26.33	8	260	\$ 54,766
8	1.0800	\$ 26.57	8	260	\$ 55,266
9	1.0900	\$ 26.82	8	260	\$ 55,786
10	1.1000	\$ 27.06	8	260	\$ 56,285
11	1.1100	\$ 27.31	8	260	\$ 56,805
12	1.1200	\$ 27.56	8	260	\$ 57,325
13	1.1300	\$ 27.80	8	260	\$ 57,824
14	1.1400	\$ 28.05	8	260	\$ 58,344
15	1.1500	\$ 28.29	8	260	\$ 58,843
16	1.1600	\$ 28.54	8	260	\$ 59,363
17	1.1700	\$ 28.79	8	260	\$ 59,883
18	1.1800	\$ 29.03	8	260	\$ 60,382
19	1.1900	\$ 29.28	8	260	\$ 60,902
20	1.2000	\$ 29.52	8	260	\$ 61,402
21	1.2100	\$ 29.77	8	260	\$ 61,922
22	1.2200	\$ 30.02	8	260	\$ 62,442
23	1.2300	\$ 30.26	8	260	\$ 62,941
24	1.2400	\$ 30.51	8	260	\$ 63,461
25	1.2500	\$ 30.75	8	260	\$ 63,960

FY25 Support Staff Payscale

Dept Financial Admin Analyst <u>Non Degree</u>					
Years	INDEX	RATE	Hrs. per day	Days per yr.	Annual
0	Base	\$ 20.30	8	260	\$ 42,224
1	1.0100	\$ 20.51	8	260	\$ 42,661
2	1.0200	\$ 20.71	8	260	\$ 43,077
3	1.0300	\$ 20.91	8	260	\$ 43,493
4	1.0400	\$ 21.12	8	260	\$ 43,930
5	1.0500	\$ 21.32	8	260	\$ 44,346
6	1.0600	\$ 21.52	8	260	\$ 44,762
7	1.0700	\$ 21.73	8	260	\$ 45,198
8	1.0800	\$ 21.93	8	260	\$ 45,614
9	1.0900	\$ 22.13	8	260	\$ 46,030
10	1.1000	\$ 22.33	8	260	\$ 46,446
11	1.1100	\$ 22.54	8	260	\$ 46,883
12	1.1200	\$ 22.74	8	260	\$ 47,299
13	1.1300	\$ 22.94	8	260	\$ 47,715
14	1.1400	\$ 23.15	8	260	\$ 48,152
15	1.1500	\$ 23.35	8	260	\$ 48,568
16	1.1600	\$ 23.55	8	260	\$ 48,984
17	1.1700	\$ 23.76	8	260	\$ 49,421
18	1.1800	\$ 23.96	8	260	\$ 49,837
19	1.1900	\$ 24.16	8	260	\$ 50,253
20	1.2000	\$ 24.36	8	260	\$ 50,669
21	1.2100	\$ 24.57	8	260	\$ 51,106
22	1.2200	\$ 24.77	8	260	\$ 51,522
23	1.2300	\$ 24.97	8	260	\$ 51,938
24	1.2400	\$ 25.18	8	260	\$ 52,374
25	1.2500	\$ 25.38	8	260	\$ 52,790

Dept Financial Admin Analyst <u>4-Year Degree</u>					
Years	INDEX	RATE	Hrs. per day	Days per yr.	Annual
0	Base	\$ 21.85	8	260	\$ 45,448
1	1.0100	\$ 22.07	8	260	\$ 45,906
2	1.0200	\$ 22.29	8	260	\$ 46,363
3	1.0300	\$ 22.51	8	260	\$ 46,821
4	1.0400	\$ 22.73	8	260	\$ 47,278
5	1.0500	\$ 22.95	8	260	\$ 47,736
6	1.0600	\$ 23.17	8	260	\$ 48,194
7	1.0700	\$ 23.38	8	260	\$ 48,630
8	1.0800	\$ 23.60	8	260	\$ 49,088
9	1.0900	\$ 23.82	8	260	\$ 49,546
10	1.1000	\$ 24.04	8	260	\$ 50,003
11	1.1100	\$ 24.26	8	260	\$ 50,461
12	1.1200	\$ 24.48	8	260	\$ 50,918
13	1.1300	\$ 24.70	8	260	\$ 51,376
14	1.1400	\$ 24.91	8	260	\$ 51,813
15	1.1500	\$ 25.13	8	260	\$ 52,270
16	1.1600	\$ 25.35	8	260	\$ 52,728
17	1.1700	\$ 25.57	8	260	\$ 53,186
18	1.1800	\$ 25.79	8	260	\$ 53,643
19	1.1900	\$ 26.01	8	260	\$ 54,101
20	1.2000	\$ 26.22	8	260	\$ 54,538
21	1.2100	\$ 26.44	8	260	\$ 54,995
22	1.2200	\$ 26.66	8	260	\$ 55,453
23	1.2300	\$ 26.88	8	260	\$ 55,910
24	1.2400	\$ 27.10	8	260	\$ 56,368
25	1.2500	\$ 27.32	8	260	\$ 56,826

FY25 Support Staff Payscale

Acct Clerk <u>Non Degree</u>					
Years	INDEX	RATE	Hrs. per day	Days per yr.	Annual
0	Base	\$ 20.86	8	260	\$ 43,389
1	1.0100	\$ 21.07	8	260	\$ 43,826
2	1.0200	\$ 21.28	8	260	\$ 44,262
3	1.0300	\$ 21.49	8	260	\$ 44,699
4	1.0400	\$ 21.70	8	260	\$ 45,136
5	1.0500	\$ 21.91	8	260	\$ 45,573
6	1.0600	\$ 22.12	8	260	\$ 46,010
7	1.0700	\$ 22.33	8	260	\$ 46,446
8	1.0800	\$ 22.53	8	260	\$ 46,862
9	1.0900	\$ 22.74	8	260	\$ 47,299
10	1.1000	\$ 22.95	8	260	\$ 47,736
11	1.1100	\$ 23.16	8	260	\$ 48,173
12	1.1200	\$ 23.37	8	260	\$ 48,610
13	1.1300	\$ 23.58	8	260	\$ 49,046
14	1.1400	\$ 23.79	8	260	\$ 49,483
15	1.1500	\$ 23.99	8	260	\$ 49,899
16	1.1600	\$ 24.20	8	260	\$ 50,336
17	1.1700	\$ 24.41	8	260	\$ 50,773
18	1.1800	\$ 24.62	8	260	\$ 51,210
19	1.1900	\$ 24.83	8	260	\$ 51,646
20	1.2000	\$ 25.04	8	260	\$ 52,083
21	1.2100	\$ 25.25	8	260	\$ 52,520
22	1.2200	\$ 25.45	8	260	\$ 52,936
23	1.2300	\$ 25.66	8	260	\$ 53,373
24	1.2400	\$ 25.87	8	260	\$ 53,810
25	1.2500	\$ 26.08	8	260	\$ 54,246

Acct Clerk <u>4-Year Degree</u>					
Years	INDEX	RATE	Hrs. per day	Days per yr.	Annual
0	Base	\$ 22.74	8	260	\$ 47,299
1	1.0100	\$ 22.97	8	260	\$ 47,778
2	1.0200	\$ 23.20	8	260	\$ 48,256
3	1.0300	\$ 23.43	8	260	\$ 48,734
4	1.0400	\$ 23.65	8	260	\$ 49,192
5	1.0500	\$ 23.88	8	260	\$ 49,670
6	1.0600	\$ 24.11	8	260	\$ 50,149
7	1.0700	\$ 24.34	8	260	\$ 50,627
8	1.0800	\$ 24.56	8	260	\$ 51,085
9	1.0900	\$ 24.79	8	260	\$ 51,563
10	1.1000	\$ 25.02	8	260	\$ 52,042
11	1.1100	\$ 25.25	8	260	\$ 52,520
12	1.1200	\$ 25.47	8	260	\$ 52,978
13	1.1300	\$ 25.70	8	260	\$ 53,456
14	1.1400	\$ 25.93	8	260	\$ 53,934
15	1.1500	\$ 26.16	8	260	\$ 54,413
16	1.1600	\$ 26.38	8	260	\$ 54,870
17	1.1700	\$ 26.61	8	260	\$ 55,349
18	1.1800	\$ 26.84	8	260	\$ 55,827
19	1.1900	\$ 27.07	8	260	\$ 56,306
20	1.2000	\$ 27.29	8	260	\$ 56,763
21	1.2100	\$ 27.52	8	260	\$ 57,242
22	1.2200	\$ 27.75	8	260	\$ 57,720
23	1.2300	\$ 27.98	8	260	\$ 58,198
24	1.2400	\$ 28.20	8	260	\$ 58,656
25	1.2500	\$ 28.43	8	260	\$ 59,134

FY25 Support Staff Payscale

Asst. Director of Finance					
Years	INDEX	RATE	Hrs. per day	Days per yr.	Annual
0	Base	\$ 27.66	8	260	\$ 57,533
1	1.0100	\$ 27.94	8	260	\$ 58,115
2	1.0200	\$ 28.22	8	260	\$ 58,698
3	1.0300	\$ 28.49	8	260	\$ 59,259
4	1.0400	\$ 28.77	8	260	\$ 59,842
5	1.0500	\$ 29.05	8	260	\$ 60,424
6	1.0600	\$ 29.32	8	260	\$ 60,986
7	1.0700	\$ 29.60	8	260	\$ 61,568
8	1.0800	\$ 29.88	8	260	\$ 62,150
9	1.0900	\$ 30.15	8	260	\$ 62,712
10	1.1000	\$ 30.43	8	260	\$ 63,294
11	1.1100	\$ 30.71	8	260	\$ 63,877
12	1.1200	\$ 30.98	8	260	\$ 64,438
13	1.1300	\$ 31.26	8	260	\$ 65,021
14	1.1400	\$ 31.54	8	260	\$ 65,603
15	1.1500	\$ 31.81	8	260	\$ 66,165
16	1.1600	\$ 32.09	8	260	\$ 66,747
17	1.1700	\$ 32.37	8	260	\$ 67,330
18	1.1800	\$ 32.64	8	260	\$ 67,891
19	1.1900	\$ 32.92	8	260	\$ 68,474
20	1.2000	\$ 33.20	8	260	\$ 69,056
21	1.2100	\$ 33.47	8	260	\$ 69,618
22	1.2200	\$ 33.75	8	260	\$ 70,200
23	1.2300	\$ 34.03	8	260	\$ 70,782
24	1.2400	\$ 34.30	8	260	\$ 71,344
25	1.2500	\$ 34.58	8	260	\$ 71,926

Interpreter					
Years	INDEX	RATE	Hrs. per day	Days per yr.	Annual
0	Base	\$ 25.59	7.5	189	\$ 36,274
1	1.0100	\$ 25.85	7.5	189	\$ 36,642
2	1.0200	\$ 26.11	7.5	189	\$ 37,011
3	1.0300	\$ 26.36	7.5	189	\$ 37,365
4	1.0400	\$ 26.62	7.5	189	\$ 37,734
5	1.0500	\$ 26.87	7.5	189	\$ 38,088
6	1.0600	\$ 27.13	7.5	189	\$ 38,457
7	1.0700	\$ 27.39	7.5	189	\$ 38,825
8	1.0800	\$ 27.64	7.5	189	\$ 39,180
9	1.0900	\$ 27.90	7.5	189	\$ 39,548
10	1.1000	\$ 28.15	7.5	189	\$ 39,903
11	1.1100	\$ 28.41	7.5	189	\$ 40,271
12	1.1200	\$ 28.67	7.5	189	\$ 40,640
13	1.1300	\$ 28.92	7.5	189	\$ 40,994
14	1.1400	\$ 29.18	7.5	189	\$ 41,363
15	1.1500	\$ 29.43	7.5	189	\$ 41,717
16	1.1600	\$ 29.69	7.5	189	\$ 42,086
17	1.1700	\$ 29.95	7.5	189	\$ 42,454
18	1.1800	\$ 30.20	7.5	189	\$ 42,809
19	1.1900	\$ 30.46	7.5	189	\$ 43,177
20	1.2000	\$ 30.71	7.5	189	\$ 43,531
21	1.2100	\$ 30.97	7.5	189	\$ 43,900
22	1.2200	\$ 31.22	7.5	189	\$ 44,254
23	1.2300	\$ 31.48	7.5	189	\$ 44,623
24	1.2400	\$ 31.74	7.5	189	\$ 44,991
25	1.2500	\$ 31.99	7.5	189	\$ 45,346

ITEMS TO REVIEW

1. RFI #11: Conduit to fixture 'B'
2. PCO #16" Crockett baseball lights feed + pole relocation
3. PCO #17: Boone Footing Undercut

DESCRIPTION OF ITEMS

1. RFI #11 \$3,400 per school = **\$6,800**

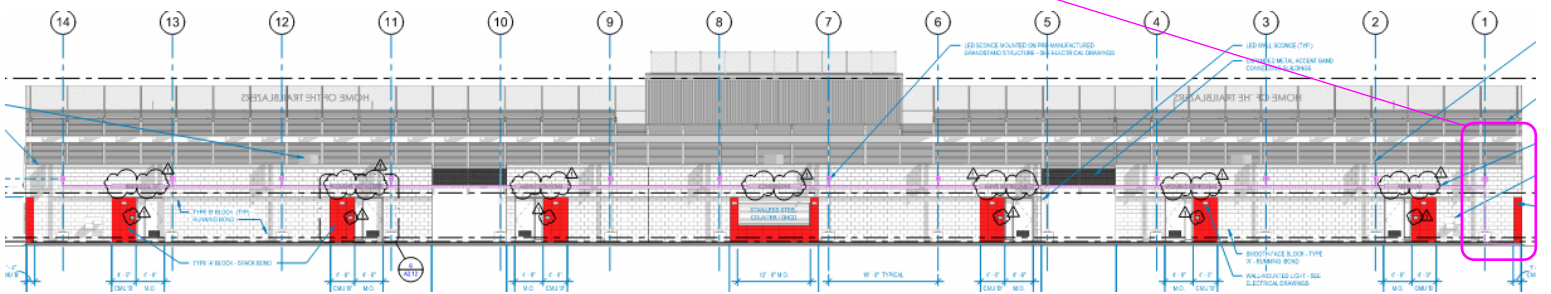
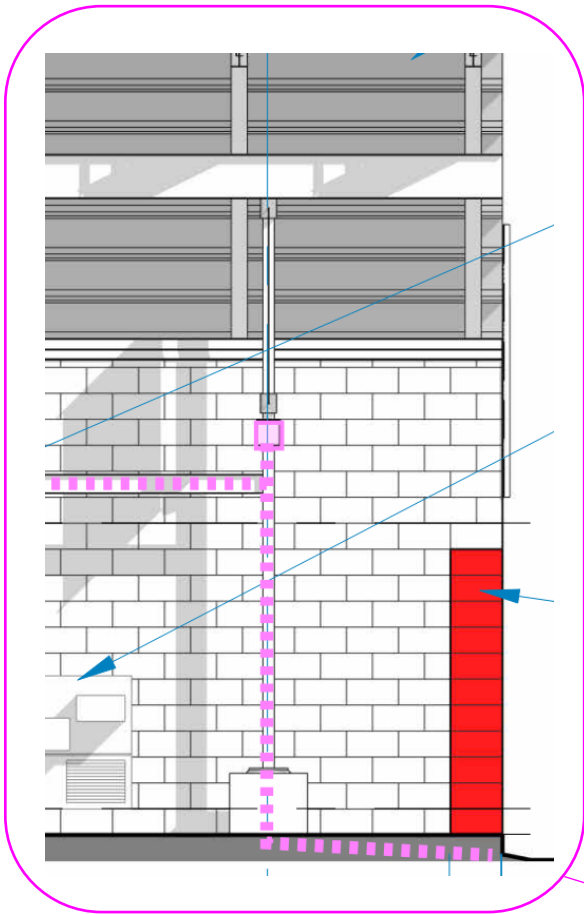
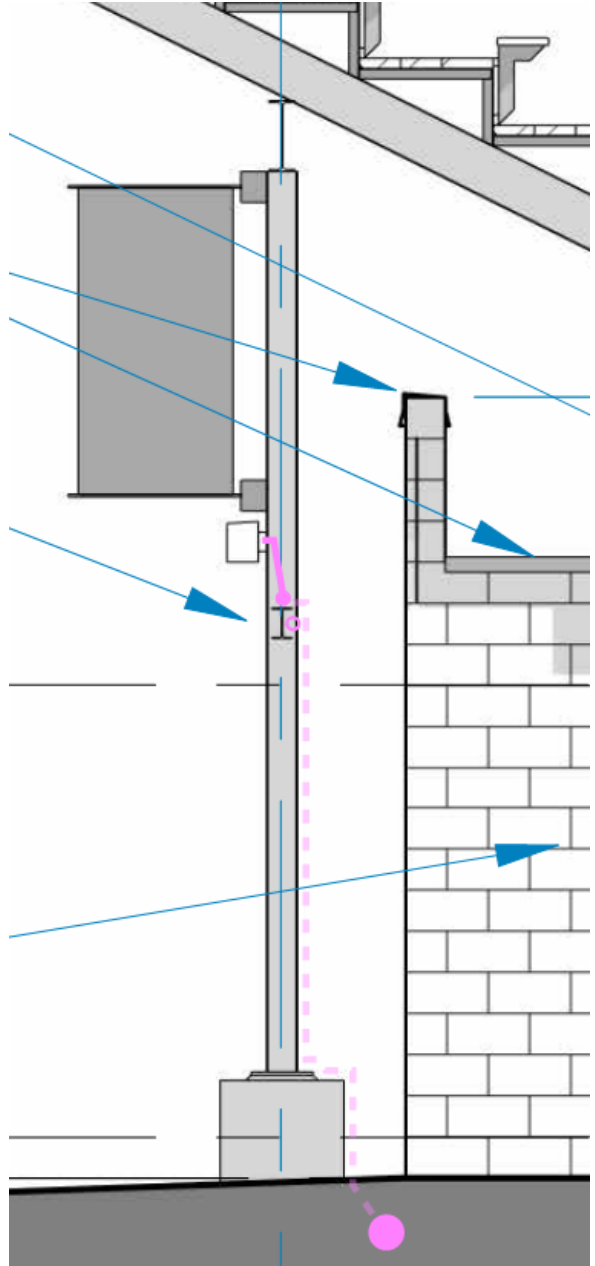
Main electric line runs underground

Preferred that conduit runs up back side of column to connect to light fixture 'B' (mounted on grandstand structure)

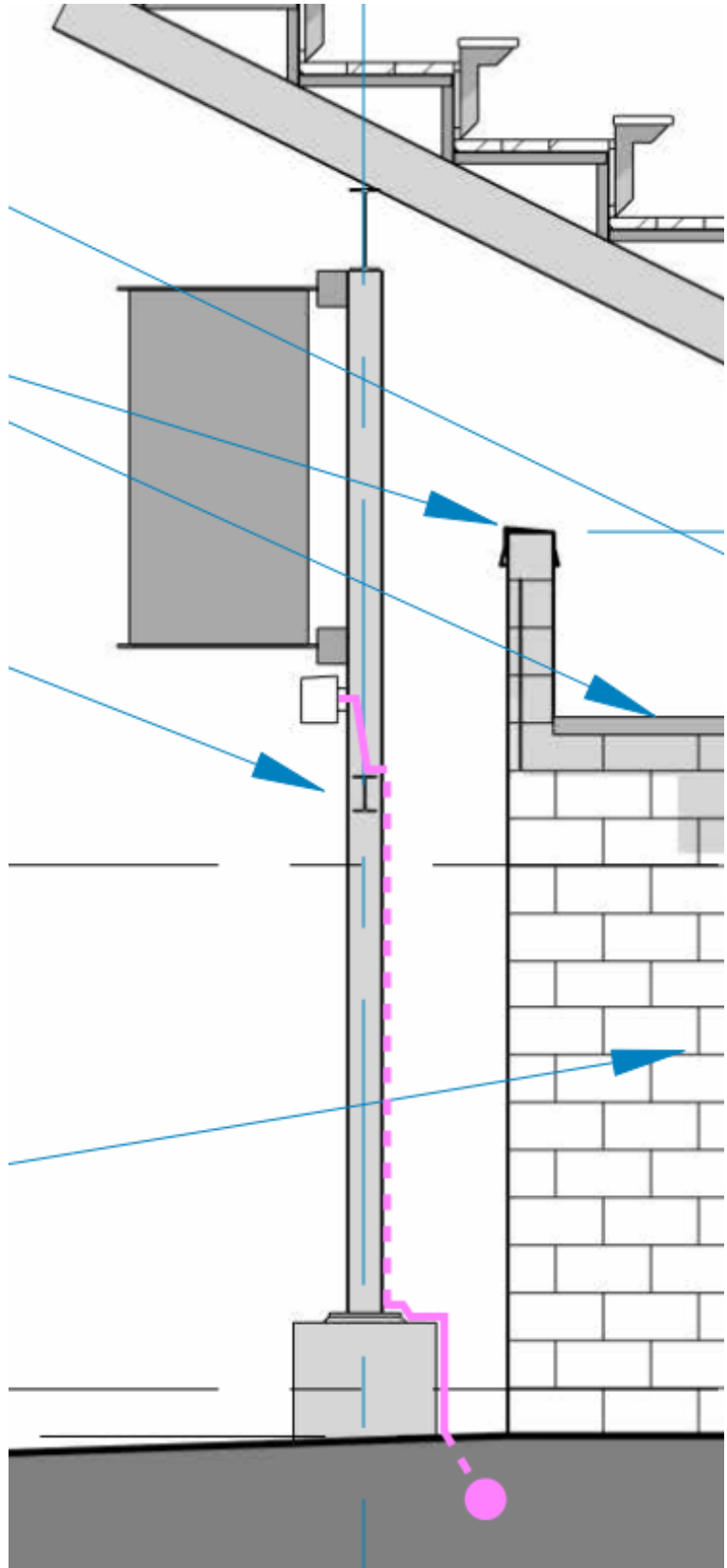
Request for clarification (from BurWil):
run feed to fixture 'B' underground OR in the grandstand structure (beam along length of grandstand)

*Both options have been verified with Vreeland Engineering and find both acceptable and have no objections.

Preferred option:
run conduit up at one location and feed lights overhead, avoiding conduit visibility, reduce encroachment into public spaces, and avoid possible tampering



Standard option:
Run entire line
underground and feed
each light at each column
(on back side as to not be
visible)



2. PCO #16

Part A: Baseball lights feed \$69,958 + fees

Part B: Pole relocation \$30,120 + fees

\$115,590.09

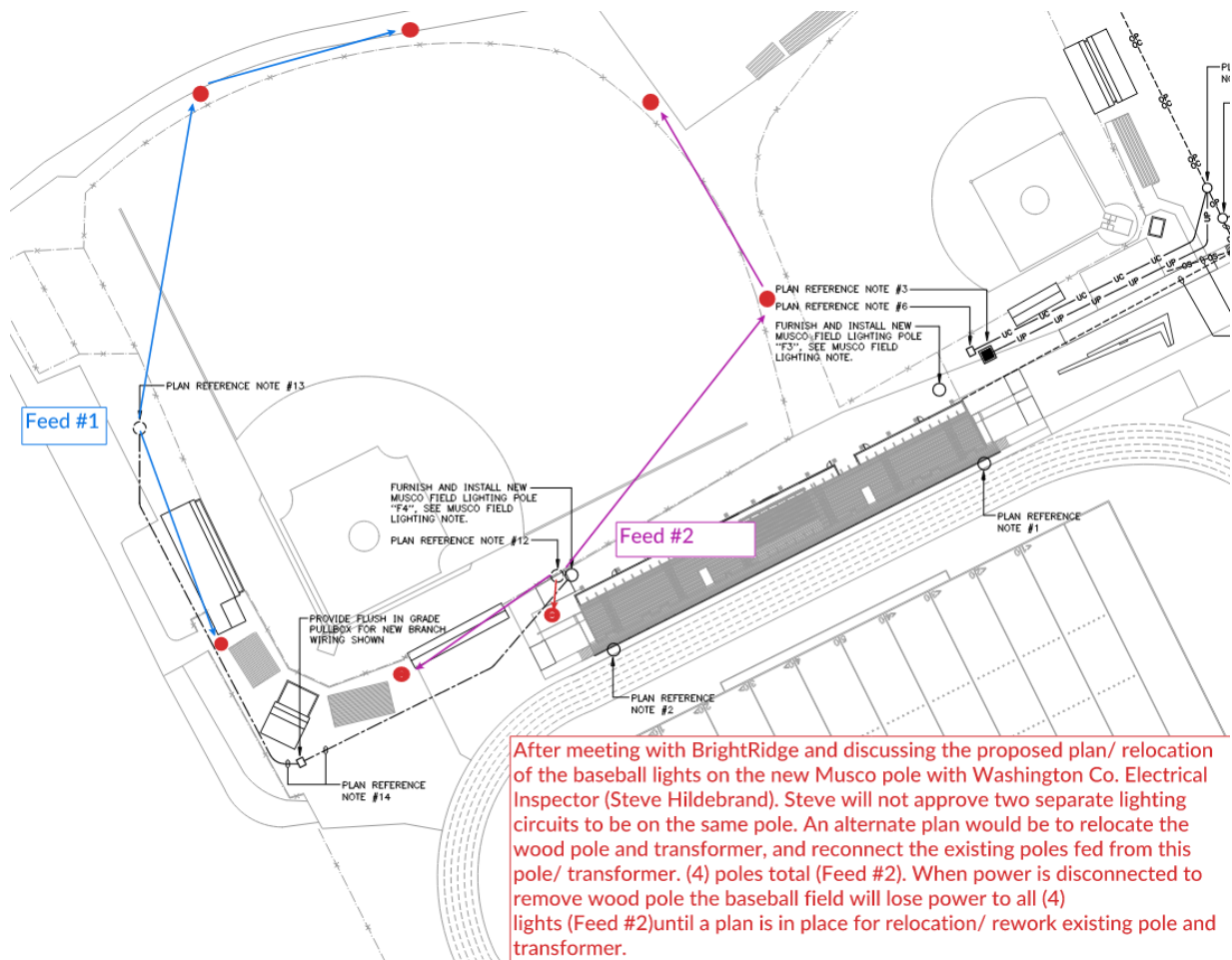
Part A

Washington County Electrical inspector would not initially approve two separate circuits on same pole (relocated baseball field light + relocated football field light)

Approved alternative presented along with the collaboration from BrightRidge to provide a new transformer

All four lights on right field side (including relocated light) will be refed from new BrightRidge transformer

Ultimately the entirety baseball field lights would feed from the new transformer



3. PCO #17

\$37,979.35

Engineer field report noted soft soils in certain areas

Recommendation per testing engineer is to undercut such locations (specified on report)

Spoden & Wilson Engineering have verified report and have no additional comments

BurWil Construction Company, Inc.
 620 Locust Street
 Bristol, TN 37620
 Phone: (423) 968-4158

BurWil Construction Company, Inc.
 1545 Western Ave. Suite 208
 Knoxville, Tennessee 37921
 Phone: (865) 409-4825
 Fax: (865) 409-4835

Project: 352-203-05 - Washington Co Athletic Upgrades
 684 Old State Route 34
 Jonesborough, Tennessee 37659

Prime Contract Potential Change Order #16: CE #019 - Baseball Lights & Musco Pole Relocate

TO:		FROM:	
PCO NUMBER/REVISION:	16 / 0	CONTRACT:	352-203-05 - Washington Co Athletic Upgrade
STATUS:	Pending - In Review	CREATED DATE:	5/20/2024
FIELD CHANGE:	No	ACCOUNTING METHOD:	Amount Based
LOCATION:		TOTAL AMOUNT:	\$115,590.09
SCHEDULE IMPACT:			

POTENTIAL CHANGE ORDER TITLE: CE #019 - Baseball Lights & Musco Pole Relocate

CHANGE REASON: Allowance

POTENTIAL CHANGE ORDER DESCRIPTION: *(The Contract Is Changed As Follows)*
 CE #019 - Baseball Lights & Musco Pole

ATTACHMENTS:

#	Contract SOV	Description	Amount
1	352-203-05.58 DC Electrical	Relocate Musco Pole	\$30,120.00
2	352-203-05.58 DC Electrical	Add Baseball Light Feeds	\$69,958.00
Subtotal:			\$100,078.00
G&A (10.00% Applies to all line item types.):			\$10,007.80
Contractor's Fee (5.00% Applies to all line item types.):			\$5,504.29
Grand Total:			\$115,590.09

Todd Morris
 1545 Western Ave, Suite 208
 Knoxville, Tennessee 37921



5-20-24

SIGNATURE _____ DATE _____ SIGNATURE _____ DATE _____ SIGNATURE _____ DATE _____



Change Order: 1085 - 6 / Date: 5/20/2024
Project Number: B1001

Customer

Allen Brothers Construction, Inc.
546 Eastern Star Rd
Kingsport, TN
37663, US
(423) 349-7666

Prepared By:
Bobby Smith
(423) 817-1947
bobby.smith@allenbrothers.construction

BurWil Construction Company
620 Locust Street
Bristol, TN
37620, US

Todd Morris
(865) 804-0123
tmorris@burwil.com

Project: **David Crockett HS - Athletic Upgrades**

Scope of Work

- 1. This is pricing for RFI #8 (Baseball Field Lights ONLY)**
- We are pricing Panel "DCBB" and the Contactor Cabinet 25' to be installed inside the new building per the direction of the school.

QUOTES

	Quantity
Switchgear & Contactors	1 ea

FEEDERS

	Quantity
2" UG PVC SECONDARY 200A PMT to DCBB w/ 3 - 3/0	320 ft
1-2" EMPTY for FUTURE SERVICE ENTRANCE	320 ft
Baseball Field Light Pole #1 Feeder	120 ft
Baseball Field Light Pole #2 Feeder	40 ft
Baseball Field Light Pole #3 Feeder	300 ft
Baseball Field Light Pole #4 Feeder	440 ft

MISCELLANEOUS

	Quantity
Terminating Devices per Pole	4 ea
Trackhoe	24 ea



Change Order: 1085 - 6 / Date: 5/20/2024
Project Number: B1001

	Quantity
Unistrut Rack to Mount Panel and Contactor Cabinet	2 ea
4 - 11/2"x4" Nipple DCBB to CONT CAB w/ 3 #4 & 1 #8	4 ea
Ground New Service @ Panel DCBB	1 ea
Misc Material and Labor Cost	1 ea

Notes

Summary

Subtotal	\$68,924.02
Bonding	\$1,033.86

\$69,957.88

Accepted By

Date

.....



Customer

Allen Brothers Construction, Inc.
546 Eastern Star Rd
Kingsport, TN
37663, US
(423) 349-7666

Prepared By:
Bobby Smith
(423) 817-1947
bobby.smith@allenbrothers.construction

BurWil Construction Company
620 Locust Street
Bristol, TN
37620, US

Todd Morris
(865) 804-0123
tmorris@burwil.com

Project: **David Crockett HS - Athletic Upgrades**

Scope of Work

- 1. This is RFI #8 (RELOCATING THE MUSCO POLE ONLY)

QUOTES

	Quantity
New Musco Concrete Base & Separation Tool	1 ea

MISCELLANEOUS ITEMS

	Quantity
Remove Pole from Concrete Base	1 ea
Crane Cost - Remove from Existing Concrete Base and Set on the New Concrete Base	1 ea
Drill 30" x 12'-0" Hole for New Pole Location	1 ea
Remove the conduit and wire and place into new pole	1 ea
Concrete Backfill - 2 Yds	2 ea

Notes



Change Order: 1085 - 7 / Date: 5/20/2024
Project Number: B1001

Summary

Subtotal	\$29,674.84
Bonding	\$445.12

\$30,119.96

Accepted By

Date

.....

BurWil Construction Company, Inc.
 620 Locust Street
 Bristol, TN 37620
 Phone: (423) 968-4158

BurWil Construction Company, Inc.
 1545 Western Ave. Suite 208
 Knoxville, Tennessee 37921
 Phone: (865) 409-4825
 Fax: (865) 409-4835

Project: 352-203-05 - Washington Co Athletic Upgrades
 684 Old State Route 34
 Jonesborough, Tennessee 37659

Prime Contract Potential Change Order #17: CE #020 - Boone Footing Undercut

TO:		FROM:	
PCO NUMBER/REVISION:	17 / 0	CONTRACT:	352-203-05 - Washington Co Athletic Upgrade
STATUS:	Pending - In Review	CREATED DATE:	5/20/2024
FIELD CHANGE:	No	ACCOUNTING METHOD:	Amount Based
LOCATION:		TOTAL AMOUNT:	\$37,979.35
SCHEDULE IMPACT:			

POTENTIAL CHANGE ORDER TITLE: CE #020 - Boone Footing Undercut

CHANGE REASON: Allowance

POTENTIAL CHANGE ORDER DESCRIPTION: *(The Contract Is Changed As Follows)*
 CE #020 - Boone Footing Undercut

ATTACHMENTS:

#	Contract SOV	Description	Amount
1	352-203-05.11 DB Site Grading/Site Utilites	Boone Undercut Equip	\$1,875.00
2	352-203-05.11 DB Site Grading/Site Utilites	Boone Undercut Labor	\$6,288.00
3	352-203-05.11 DB Site Grading/Site Utilites	Boone Undercut Burden	\$2,609.54
4	352-203-05.11 DB Site Grading/Site Utilites	Boone Undercut Material	\$21,660.01
5	352-203-05.11 DB Site Grading/Site Utilites	Boone Undercut ODC	\$450.00
Subtotal:			\$32,882.55
G&A (10.00% Applies to all line item types.):			\$3,288.26
Contractor's Fee (5.00% Applies to all line item types.):			\$1,808.54
Grand Total:			\$37,979.35

Todd Morris
 1545 Western Ave, Suite 208
 Knoxville, Tennessee 37921

 5-20-24

SIGNATURE _____ DATE _____ SIGNATURE _____ DATE _____ SIGNATURE _____ DATE _____

Acctg Cat	Invoice Date	Number	Description	Vendor#	Name	Units	Amount
352-203-05			Washington Co Athletic Upgrade				
25-25000-02			Daniel Boone C. O. Work				
EQO	03-16-24					4.00	300.00
EQO	03-23-24					3.00	225.00
EQO	03-30-24					3.00	225.00
EQO	04-06-24					1.00	75.00
EQO	04-13-24					1.00	75.00
EQO	04-20-24					3.00	225.00
EQO	04-27-24					5.00	375.00
EQO	05-04-24					5.00	375.00
						Category Total	1,875.00*
25-25000-02			Daniel Boone C. O. Work				
LDP	03-22-24		Heaton; Colin W.			24.00	408.00
LDP	03-22-24		Shippllett; Logan E.			24.00	456.00
LDP	03-29-24		Heaton; Colin W.			32.00	544.00
LDP	03-29-24		Shippllett; Logan E.			32.00	608.00
LDP	04-05-24		Heaton; Colin W.			24.00	408.00
LDP	04-05-24		Shippllett; Logan E.			24.00	456.00
LDP	04-26-24		Heaton; Colin W.			16.00	272.00
LDP	04-26-24		Shippllett; Logan E.			16.00	304.00
LDP	05-03-24		Heaton; Colin W.			16.00	272.00
LDP	05-03-24		Shippllett; Logan E.			16.00	304.00
LDP	05-10-24		Heaton; Colin W.			8.00	136.00
LDP	05-10-24		Shippllett; Logan E.			8.00	152.00
						Category Total	4,320.00*
25-25000-02			Daniel Boone C. O. Work				
LOT	03-22-24		Heaton; Colin W.			1.00	25.50
LOT	03-22-24		Shippllett; Logan E.			5.00	142.50
LOT	03-29-24		Heaton; Colin W.			3.00	76.50
LOT	03-29-24		Shippllett; Logan E.			4.00	114.00
LOT	04-05-24		Heaton; Colin W.			1.00	25.50
LOT	04-05-24		Shippllett; Logan E.			4.00	114.00
LOT	04-12-24		Heaton; Colin W.			8.00	204.00
LOT	04-12-24		Shippllett; Logan E.			9.00	256.50
LOT	04-26-24		Heaton; Colin W.			4.00	102.00
LOT	04-26-24		Shippllett; Logan E.			4.00	114.00
LOT	05-03-24		Heaton; Colin W.			11.00	280.50
LOT	05-03-24		Shippllett; Logan E.			14.00	399.00
LOT	05-10-24		Shippllett; Logan E.			4.00	114.00
						Category Total	1,968.00*
25-25000-02			Daniel Boone C. O. Work				
LPB	03-22-24		Heaton; Colin W.				75.86
LPB	03-22-24		Heaton; Colin W.				41.18
LPB	03-22-24		Heaton; Colin W.				62.86
LPB	03-22-24		Shippllett; Logan E.				104.74
LPB	03-22-24		Shippllett; Logan E.				56.86
LPB	03-22-24		Shippllett; Logan E.				86.78
LPB	03-29-24		Heaton; Colin W.				108.59
LPB	03-29-24		Heaton; Colin W.				58.95
LPB	03-29-24		Heaton; Colin W.				89.97
LPB	03-29-24		Shippllett; Logan E.				126.35
LPB	03-29-24		Shippllett; Logan E.				68.59
LPB	03-29-24		Shippllett; Logan E.				104.69
LPB	04-05-24		Heaton; Colin W.				75.86
LPB	04-05-24		Heaton; Colin W.				41.18
LPB	04-05-24		Heaton; Colin W.				62.86
LPB	04-05-24		Shippllett; Logan E.				99.75
LPB	04-05-24		Shippllett; Logan E.				54.15
LPB	04-05-24		Shippllett; Logan E.				82.65
LPB	04-12-24		Heaton; Colin W.				35.70
LPB	04-12-24		Heaton; Colin W.				19.38
LPB	04-12-24		Heaton; Colin W.				29.58
LPB	04-12-24		Shippllett; Logan E.				44.89
LPB	04-12-24		Shippllett; Logan E.				24.37
LPB	04-12-24		Shippllett; Logan E.				37.19
LPB	04-26-24		Heaton; Colin W.				65.45
LPB	04-26-24		Heaton; Colin W.				35.53
LPB	04-26-24		Heaton; Colin W.				54.23
LPB	04-26-24		Shippllett; Logan E.				73.15
LPB	04-26-24		Shippllett; Logan E.				39.71
LPB	04-26-24		Shippllett; Logan E.				60.61
LPB	05-03-24		Heaton; Colin W.				96.69
LPB	05-03-24		Heaton; Colin W.				52.49
LPB	05-03-24		Heaton; Colin W.				80.11

Cat	Acctg Date	Invoice Number	Description	Vendor#	Name	Units	Amount
352-203-05			Washington Co Athletic Upgrade				
25-25000-02			Daniel Boone C. O. Work				
LPB	05-03-24		Shippllett; Logan E.				123.03
LPB	05-03-24		Shippllett; Logan E.				66.79
LPB	05-03-24		Shippllett; Logan E.				101.94
LPB	05-10-24		Heaton; Colin W.				23.80
LPB	05-10-24		Heaton; Colin W.				12.92
LPB	05-10-24		Heaton; Colin W.				19.72
LPB	05-10-24		Shippllett; Logan E.				46.55
LPB	05-10-24		Shippllett; Logan E.				25.27
LPB	05-10-24		Shippllett; Logan E.				38.57
Category Total							2,609.54*
25-25000-02			Daniel Boone C. O. Work				
MAT	01-25-24	359004	Flowable Fill	12680	Summers-Taylor Materials Co.	10.00	1,423.50
MAT	02-14-24	5693696	PVC	11060	Ferguson Enterprises, Inc.		200.53
MAT	02-19-24	01730	Misc. Mat.	LOWES	Lowe's Home Centers, LLC		261.93
MAT	02-26-24	741536	Crusher Run	10894	Blue Water Industries, LLC	24.88	845.64
MAT	02-26-24	741537	Crusher Run	10894	Blue Water Industries, LLC	14.53	389.01
MAT	02-27-24	742209	#57 Stone	10894	Blue Water Industries, LLC	6.13	217.82
MAT	02-27-24	742210	Crusher Run	10894	Blue Water Industries, LLC	36.29	971.59
MAT	02-29-24	360634	Flowable Fill	12680	Summers-Taylor Materials Co.	3.00	509.18
MAT	02-29-24	1135418	Crusher Run	12980	Vulcan Const. Materials, LLC	7.48	202.25
MAT	02-26-24	22624.3	Blue Water-Crusher Run		VISA Bank of America		222.68
MAT	03-05-24	745171	Crusher Run	10894	Blue Water Industries, LLC	25.81	877.25
MAT	03-06-24	745926	Crusher Run	10894	Blue Water Industries, LLC	25.77	875.89
MAT	03-08-24	746844	Crusher Run	10894	Blue Water Industries, LLC	50.39	1,712.69
MAT	03-05-24	362522	Flowable Fill	12680	Summers-Taylor Materials Co.	2.00	366.83
MAT	03-13-24	116024	Ace Hardware Sprayer, Sandpaper	VISA	Bank of America		29.54
MAT	03-12-24	9147799134	Wire Mig/Wheel Cut Off	11450	Airgas USA, LLC		198.44
MAT	03-22-24	753602	Crusher Run	10894	Blue Water Industries, LLC	99.41	3,378.83
MAT	03-18-24	47752	Superior Mulch-Topsoil	VISA	Bank of America		680.08
MAT	03-18-24	86600	Boulder Look Stone Compost	VISA	Bank of America		699.20
MAT	03-08-24	362670	Flowable Fill	12680	Summers-Taylor Materials Co.	7.00	1,027.11
MAT	03-27-24	755705	Crusher Run	10894	Blue Water Industries, LLC	45.52	1,547.17
MAT	03-28-24	756177	Crusher Run	10894	Blue Water Industries, LLC	51.34	1,744.98
MAT	03-22-24	363587	Flowable Fill	12680	Summers-Taylor Materials Co.	5.00	711.75
MAT	04-05-24	760856	Crusher Run	10894	Blue Water Industries, LLC	23.05	783.44
MAT	04-05-24	760857	Crusher Run	10894	Blue Water Industries, LLC	25.48	866.04
MAT	04-11-24	42141881	#57 Stone	11475	Martin Marietta Materials	24.60	1,065.09
MAT	04-26-24	42282949	Crusher Run	11475	Martin Marietta Materials	25.40	858.60
MAT	04-30-24	42310352	#57 Stone/Crusher Run	11475	Martin Marietta Materials	25.33	856.23
Category Total							23,531.29*
							\$21,660.01
25-25000-02			Daniel Boone C. O. Work				
ODC	01-25-24	F24-01653	1/29/24-2/25/24	11389	MC Septic Services		450.00
Category Total							450.00*
Job Total							34,753.83*
							\$32,882.55



TECHNICIAN'S FIELD REPORT

Soil – Dynamic Cone Penetrometer (DCP) Testing



Page 1 of 3

Project:	Daniel Boone High School	Date of Visit:	2024 February 26
Location:	Kingsport, TN	Weather:	Clear and 52°F
Client:	Burwil	CML Job No.:	723288
Contractor:	Burwil	Field Technician:	Joseph Martin

Description of Services Provided:

Requested onsite by Burwil to perform Dynamic Cone Penetrometer (DCP) testing at bleacher foundation locations. DCP testing data is attached. See the *Work Area Exhibit* section of this report for approximate location(s) observed.

Three locations FAILED DCP Testing. Per Allen Browning of FSE, the areas were recommended to be undercut 12"

No further observations were made.

Report Notes and Exclusions:

1. This report and testing results relate only to the items tested as part of the site visit described above.
2. This report shall not be reproduced except in full, without prior written approval of the testing agency.



TECHNICIAN'S FIELD REPORT

Soil – Dynamic Cone Penetrometer (DCP) Testing



Page 2 of 3

DCP Testing Data Sheet (1 of 1):

DCP Testing Summary				
Test No.	Blow Counts ²	Location	Approximate Elevation ¹	Remarks
1	7/7/10	Bleacher Foundation	Subgrade	Pass
2	7/8/11	Bleacher Foundation	Subgrade	Pass
3	7/8/9	Bleacher Foundation	Subgrade	Pass
4	7/7/8	Bleacher Foundation	Subgrade	Pass
5	15/25+	Bleacher Foundation	Subgrade	Pass
6	7/7/8	Bleacher Foundation	Subgrade	Pass
7-Retest	2/4/5	Bleacher Foundation	Subgrade	Fail
8-Retest	5/5/6	Bleacher Foundation	-6"	Fail
9	7/7/7	Bleacher Foundation	-1'	Pass
10	7/13/20	Bleacher Foundation	Subgrade	Pass
11	7/8/9	Bleacher Foundation	Subgrade	Pass
12	7/7/8	Bleacher Foundation	Subgrade	Pass
13	2/4/4	Bleacher Foundation	Subgrade	Fail
14-Retest	7/7/7	Bleacher Foundation	-1'	Pass
Comments:				

¹Elevation is in relation to bottom of concrete.

²Large particle sizes in soil strata may elevate blow counts.



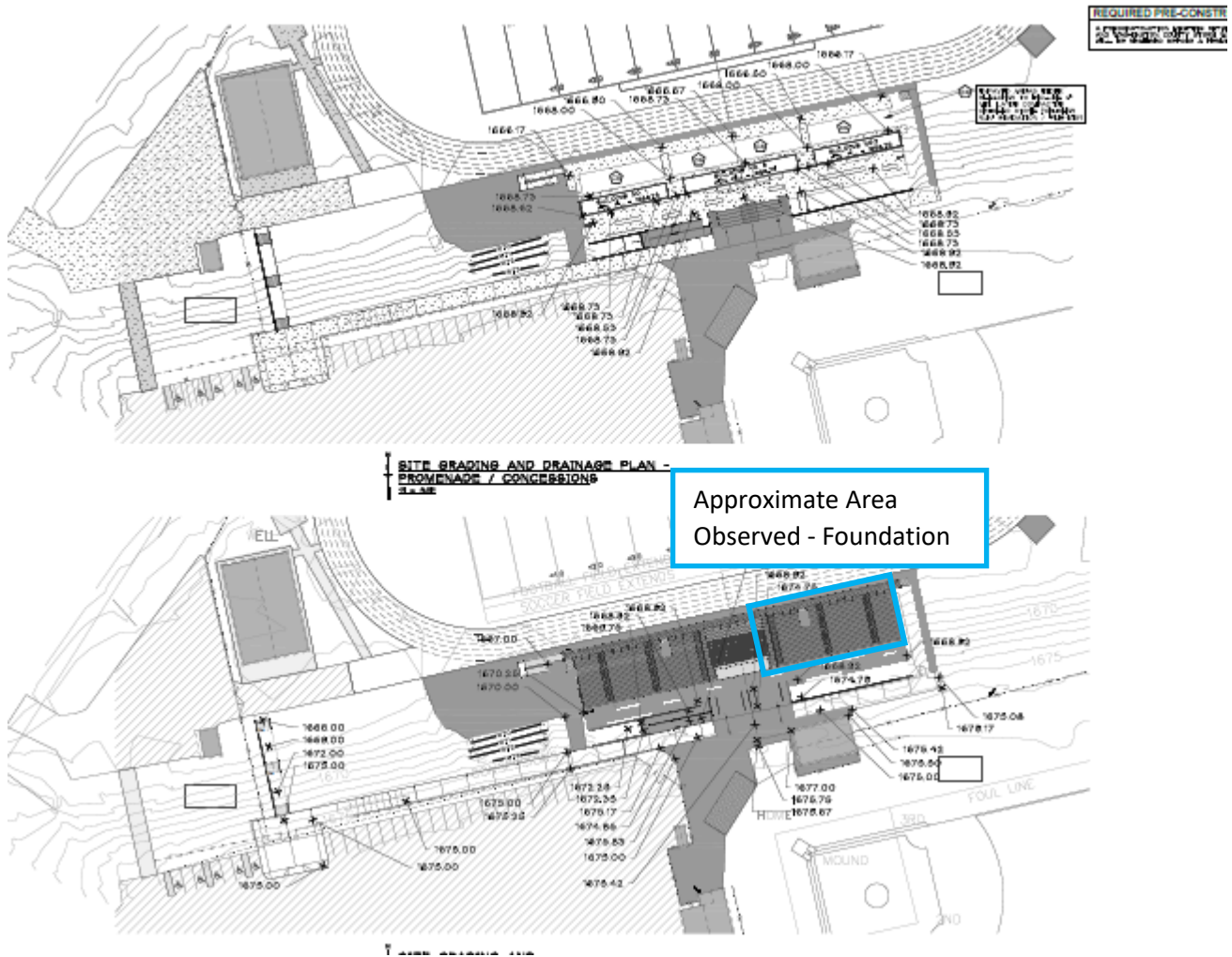
TECHNICIAN'S FIELD REPORT

Soil – Dynamic Cone Penetrometer (DCP) Testing

Page 3 of 3



Work Area Exhibit (1 of 1):





TECHNICIAN'S FIELD REPORT

Soil – Dynamic Cone Penetrometer (DCP) Testing



Page 1 of 3

Project:	Daniel Boone High School	Date of Visit:	2024 March 04
Location:	Kingsport, TN	Weather:	Clear and 57°F
Client:	Burwil	CML Job No.:	723288
Contractor:	Burwil	Field Technician:	Erick Mullins

Description of Services Provided:

Requested onsite by Burwil to perform Dynamic Cone Penetrometer (DCP) testing at bleacher foundation locations. DCP testing data is attached. See the *Work Area Exhibit* section of this report for approximate location(s) observed.

Two locations FAILED DCP Testing. Per Allen Browning of FSE foundation A-10 was recommended to be undercut 24" and A-11 was recommended to be undercut 48".

No further observations were made.

Report Notes and Exclusions:

1. This report and testing results relate only to the items tested as part of the site visit described above.
2. This report shall not be reproduced except in full, without prior written approval of the testing agency.



TECHNICIAN'S FIELD REPORT

Soil – Dynamic Cone Penetrometer (DCP) Testing



Page 2 of 3

DCP Testing Data Sheet (1 of 1):

DCP Testing Summary				
Test No.	Blow Counts ²	Location	Approximate Elevation ¹	Remarks
1	2/2/6	Bleacher Foundation	Subgrade	Fail
2	2/2/4	Bleacher Foundation	Subgrade	Fail
3	1/2/2	Bleacher Foundation	-1	Fail
4	6/7/9	Bleacher Foundation	-2'	Pass
5	6/7/8	Bleacher Foundation	-2'	Pass
6	6/6/8	Bleacher Foundation	-1'	Pass
7	20/20/20	Bleacher Foundation	-4'	Fail
8	20/20/20	Bleacher Foundation	-4'	Fail
9	6/5/9	Bleacher Foundation	-4'	Pass
10	15/10/12	Bleacher Foundation	-4'	Pass
11	11/8/10	Bleacher Foundation	-4'	Pass
12	10/11/10	Bleacher Foundation	-4'	Pass
13	2/1/2	Bleacher Foundation	-2'	Fail
14	6/8/10	Bleacher Foundation	-4'	Pass
Comments:				

¹Elevation is in relation to bottom of concrete.

²Large particle sizes in soil strata may elevate blow counts.



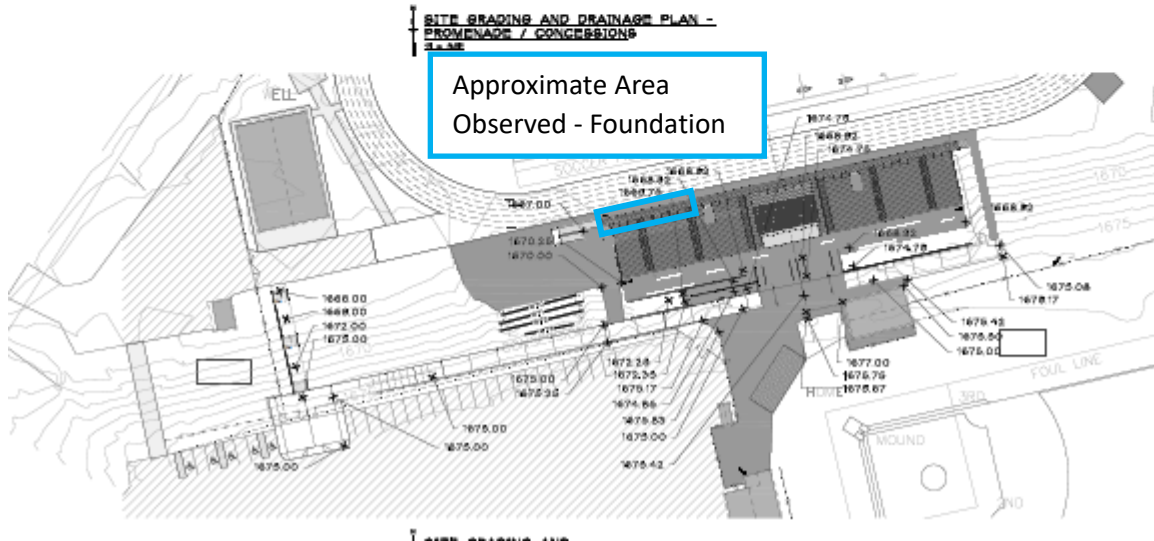
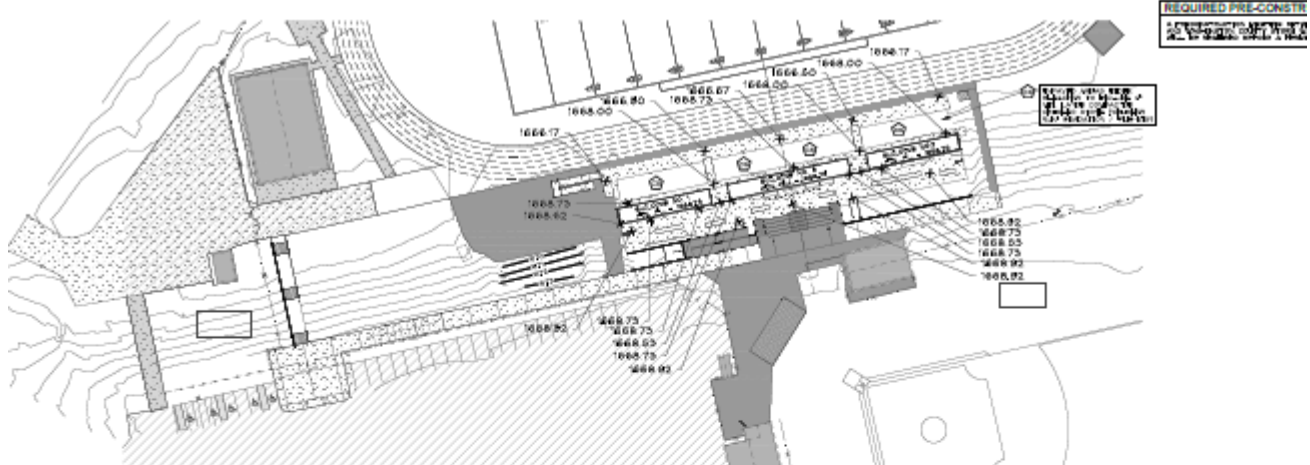
TECHNICIAN'S FIELD REPORT

Soil – Dynamic Cone Penetrometer (DCP) Testing

Page 3 of 3



Work Area Exhibit (1 of 1):



Report Reviewed by: Allen Browning, MS, PE, MSI

Report Date: 2024 MAR 06



TECHNICIAN'S FIELD REPORT

Soil – Dynamic Cone Penetrometer (DCP) Testing



Page 1 of 3

Project:	Daniel Boone High School	Date of Visit:	2024 March 05
Location:	Kingsport, TN	Weather:	Clear and 57°F
Client:	Burwil	CML Job No.:	723288
Contractor:	Burwil	Field Technician:	Erick Mullins

Description of Services Provided:

Requested onsite by Burwil to perform Dynamic Cone Penetrometer (DCP) testing at bleacher foundation locations. DCP testing data is attached. See the *Work Area Exhibit* section of this report for approximate location(s) observed.

One location FAILED DCP Testing. Per Allen Browning of FSE, the area was recommended to be undercut 48".

No further observations were made.

Report Notes and Exclusions:

1. This report and testing results relate only to the items tested as part of the site visit described above.
2. This report shall not be reproduced except in full, without prior written approval of the testing agency.



TECHNICIAN'S FIELD REPORT

Soil – Dynamic Cone Penetrometer (DCP) Testing



Page 2 of 3

DCP Testing Data Sheet (1 of 1):

DCP Testing Summary				
Test No.	Blow Counts ²	Location	Approximate Elevation ¹	Remarks
1	3/3/5	Bleacher Foundation	-2'	Fail
2	20/20/20	Bleacher Foundation	-4'	Pass
Comments:				

¹Elevation is in relation to bottom of concrete.

²Large particle sizes in soil strata may elevate blow counts.



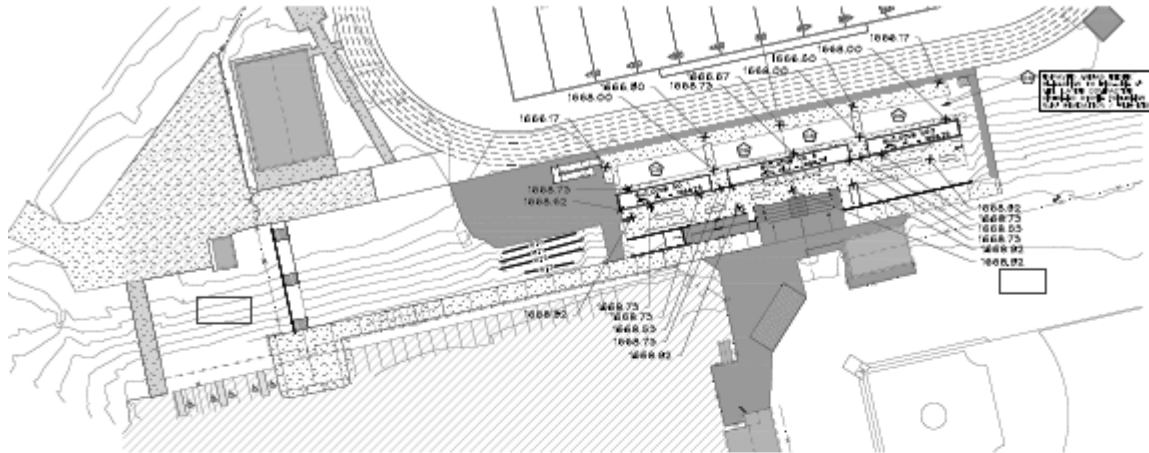
TECHNICIAN'S FIELD REPORT

Soil – Dynamic Cone Penetrometer (DCP) Testing

Page 3 of 3



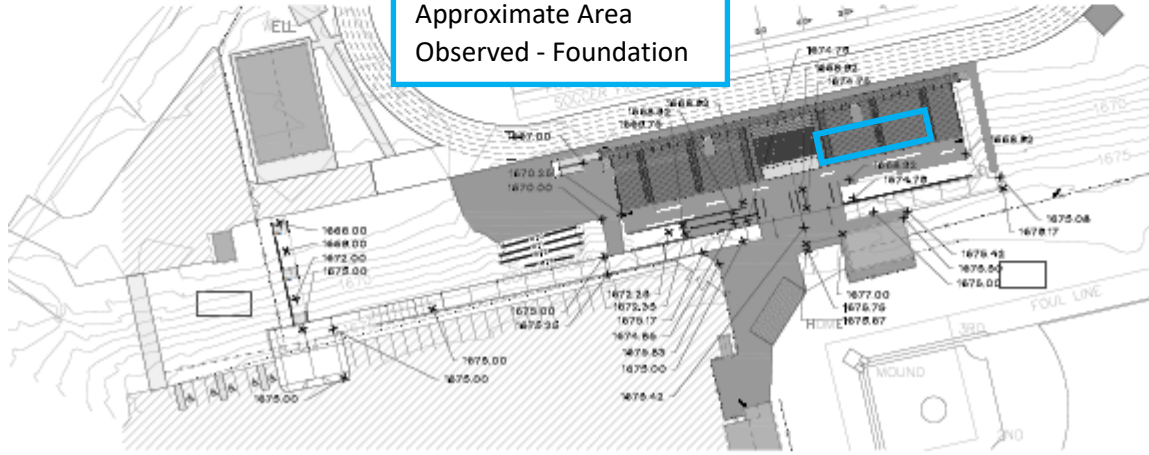
Work Area Exhibit (1 of 1):



REQUIRED PRE-CONSTR
 ALL STRUCTURES SHALL BE
 CONSTRUCTED ON A MINIMUM
 OF 12" OF 4" GRAVEL

SITE GRADING AND DRAINAGE PLAN -
 PROMENADE / CONCRESSIONS
 12-24

Approximate Area
 Observed - Foundation





TECHNICIAN'S FIELD REPORT

Soil – Dynamic Cone Penetrometer (DCP) Testing



Page 1 of 3

Project:	Daniel Boone High School	Date of Visit:	2024 March 08
Location:	Kingsport, TN	Weather:	Cloudy and 56°F
Client:	Burwil	CML Job No.:	723288
Contractor:	Burwil	Field Technician:	Erick Mullins

Description of Services Provided:

Requested onsite by Burwil to perform Dynamic Cone Penetrometer (DCP) testing at bleacher foundation locations. DCP testing data is attached. See the *Work Area Exhibit* section of this report for approximate location(s) observed.

Two locations FAILED DCP Testing. Notified Allen Browning of FSE. It was recommended A-13 and B-14 to be undercut 12 inches.

No further observations were made.

Report Notes and Exclusions:

1. This report and testing results relate only to the items tested as part of the site visit described above.
2. This report shall not be reproduced except in full, without prior written approval of the testing agency.



TECHNICIAN'S FIELD REPORT

Soil – Dynamic Cone Penetrometer (DCP) Testing



Page 2 of 3

DCP Testing Data Sheet (1 of 1):

DCP Testing Summary				
Test No.	Blow Counts ²	Location	Approximate Elevation ¹	Remarks
1	3/3/5	Bleacher Foundation	-2'	Fail
2	7/7/8	Bleacher Foundation	-3'	Pass
3	7/8/8	Bleacher Foundation	-2'	Pass
4	3/3/2	Bleacher Foundation	-2'	Fail
5	8/7/8	Bleacher Foundation	-3'	Pass
6	7/7/7	Bleacher Foundation	-2'	Pass
Comments:				

¹Elevation is in relation to bottom of concrete.

²Large particle sizes in soil strata may elevate blow counts.

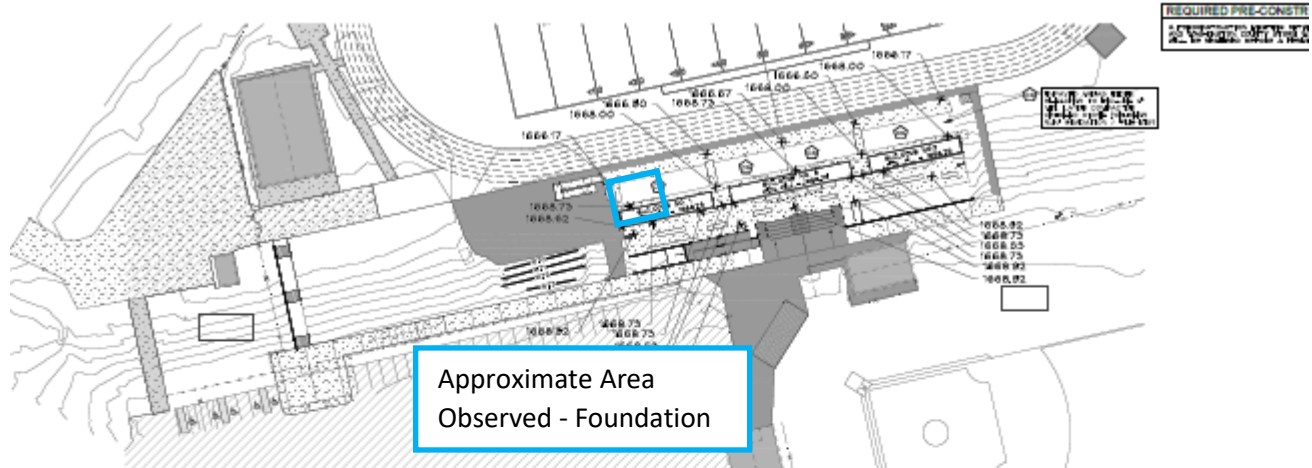


TECHNICIAN'S FIELD REPORT

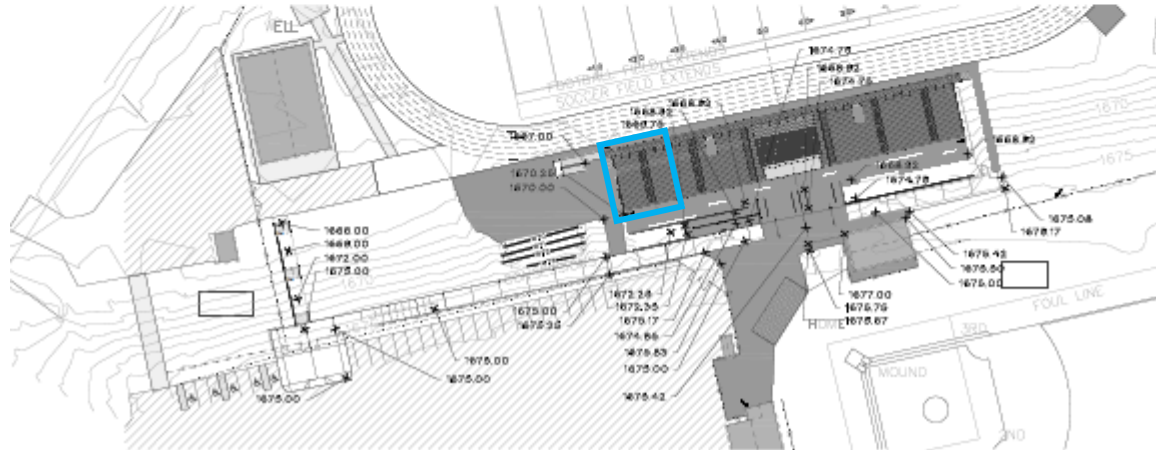
Soil – Dynamic Cone Penetrometer (DCP) Testing



Work Area Exhibit (1 of 1):



SITE GRADING AND DRAINAGE PLAN - PROMENADE / CONCERNS





ENGINEER'S FIELD REPORT



Subgrade Soils

Page 1 of 3

Project:	Daniel Boone HS – Athletic Upgrades	Date of Visit:	2024 FEB 21 & 22
Location:	Gray, Tennessee	Weather:	Varied
Client:	BurWil Construction	FSE Job No.:	723288
Contractor:	BurWil Construction	FSE Site Rep.:	Leonardo Garcia, MS, EI
Civil Engineer:	Lewis Group Architects	FSE Engineer:	Allen Browning, MS, PE, MSI
Met With:	Ryan Kaszuba (BurWil)	Report by:	Leonardo Garcia, MS, EI
Purpose of Site Visit:			

Requested by: BurWil Construction

Work Evaluated: Soils for Spread Footings

See the *Work Area Exhibit* section of this report for approximate location(s) observed.

Notes and Observations:

Met with Mr. Ryan Kaszuba (BurWil) to evaluate soils for spread footings.

The area was evaluated by Dynamic Cone Penetrometer (DCP), Probe Rod Sounding Testing and Visual Observations. The area was evaluated approximately at bottom of footer elevation. The soil composition was observed to vary from a red and tan silty clay to a brown and tan clayey silt. Ground water was encountered in the row of footers closest to the football field. The results of DCP Testing are shown below.

DCP Testing Summary			
Test No.	Blow Counts	Location	Approximate Elevation
A1	5-5-10	Spread Footing	Subgrade
B1	7-9-11	Spread Footing	Subgrade
C1	9-9-11	Spread Footing	Subgrade
A2	8-7-8	Spread Footing	Subgrade
B2	11-11-13	Spread Footing	Subgrade
C2	10-10-13	Spread Footing	Subgrade
A3	5-9-17	Spread Footing	Subgrade
B3	6-15-20	Spread Footing	Subgrade
C3	5-8-12	Spread Footing	Subgrade
A4	5-6-6	Spread Footing	Subgrade
B4	7-7-11	Spread Footing	Subgrade
C4	1-3-3	Spread Footing	Subgrade

No further observations were made.



ENGINEER'S FIELD REPORT

Subgrade Soils

Page 2 of 3



Evaluation Summary and Recommendations:

Based on our evaluation, seven (7) footings encountered stiff consistency soils and were approved for reinforcement placement.

Five (5) footings encountered soft consistency soils. For these footings, we recommend that the areas be undercut. The undercut amounts vary and are shown in the work area exhibit. The areas should be backfilled with a crushed limestone aggregate (crusher run) and compacted to 98% of its Standard Proctor Density.

No further evaluations or recommendations were made.

Report Notes and Exclusions:

1. This report and inspection observations relate only to the items inspected as part of the site visit described.
 2. This report shall not be reproduced except in full, without prior written approval of the testing agency.
-



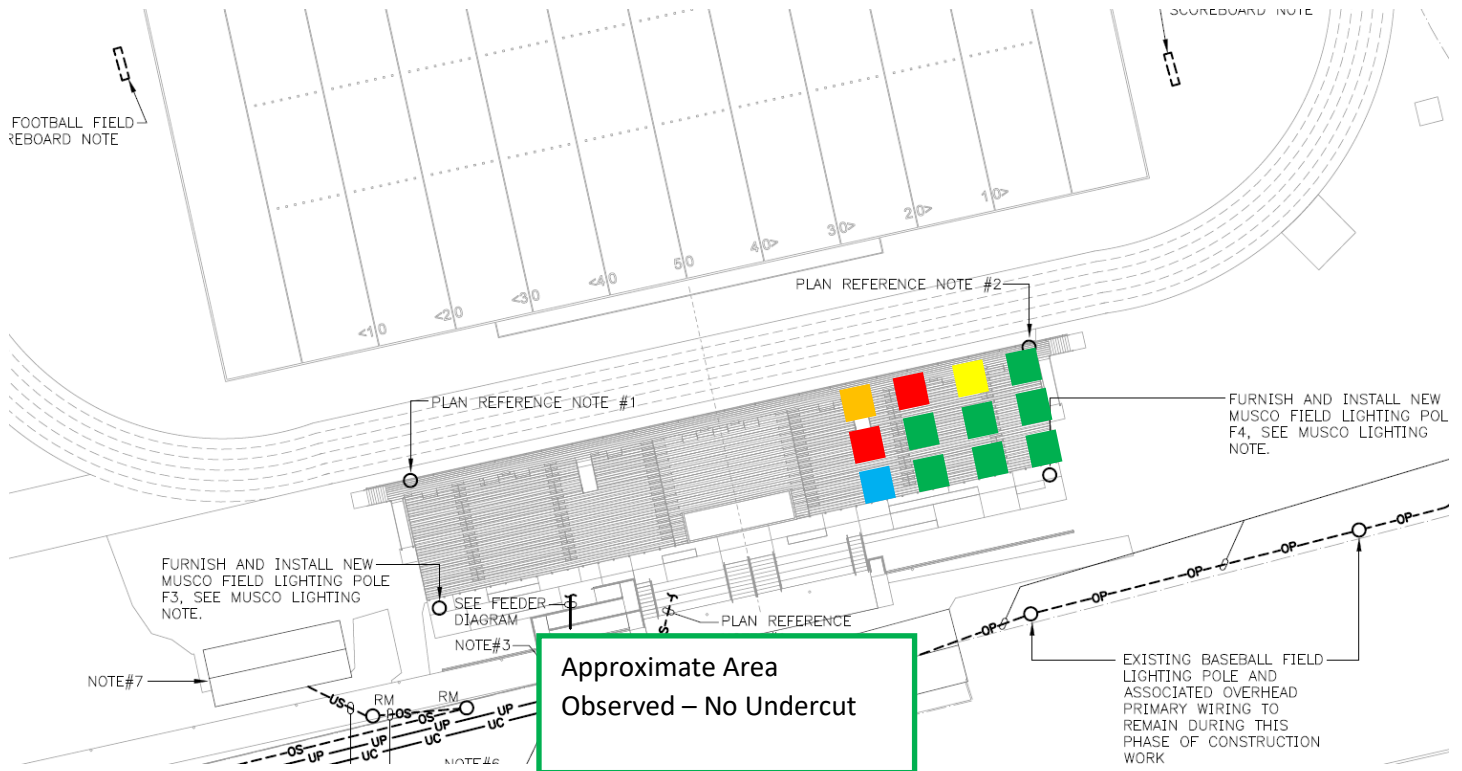
ENGINEER'S FIELD REPORT



Subgrade Soils

Page 3 of 3

Work Area Exhibit (1 of 1)



Approximate Area
Observed – No Undercut

Approximate Area
Observed – Recommended
Undercut 1.50'

Approximate Area
Observed – Recommended
Undercut 2.50'

Approximate Area
Observed – Recommended
Undercut 3.00'

Approximate Area
Observed – Recommended
Undercut 4.00'



ENGINEER'S FIELD REPORT



Subgrade Soils

Page 1 of 3

Project:	Daniel Boone HS – Athletic Upgrades	Date of Visit:	2024 FEB 29
Location:	Gray, Tennessee	Weather:	Clear & 40°
Client:	BurWil Construction	FSE Job No.:	723288
Contractor:	BurWil Construction	FSE Site Rep.:	Leonardo Garcia, MS, EI
Civil Engineer:	Lewis Group Architects	FSE Engineer:	Allen Browning, MS, PE, MSi
Met With:	Ryan Kaszuba (BurWil)	Report by:	Leonardo Garcia, MS, EI

Purpose of Site Visit:

Requested by: BurWil Construction

Work Evaluated: Soils for Spread Footings

See the *Work Area Exhibit* section of this report for approximate location(s) observed.

Notes and Observations:

Met with Mr. Ryan Kaszuba (BurWil) to evaluate soils for spread footings.

The area was evaluated by Dynamic Cone Penetrometer (DCP), Probe Rod Sounding Testing and Visual Observations. The area was evaluated approximately at bottom of footer elevation. The soil composition was observed to vary from a red and tan silty clay to a brown and tan clayey silt. Ground water was encountered in each footing. The results of DCP Testing are shown below.

DCP Testing Summary			
Test No.	Blow Counts	Location	Approximate Elevation
A5	3-2-3	Spread Footing	Subgrade
A6	6-4-3	Spread Footing	Subgrade
A7	3-3-4	Spread Footing	Subgrade
A8	6-6-8	Spread Footing	Subgrade
A9	3-4-6	Spread Footing	Subgrade

No further observations were made.

Report Notes and Exclusions:

1. This report and inspection observations relate only to the items inspected as part of the site visit described.
2. This report shall not be reproduced except in full, without prior written approval of the testing agency.



ENGINEER'S FIELD REPORT

Subgrade Soils

Page 2 of 3



Evaluation Summary and Recommendations:

Five (5) footings encountered soft consistency soils. For these footings, we recommend that the areas be undercut. The undercut amounts vary and are shown in the work area exhibit. The areas should be backfilled with a crushed limestone aggregate (crusher run) and compacted to 98% of its Standard Proctor Density.

No further evaluations or recommendations were made.



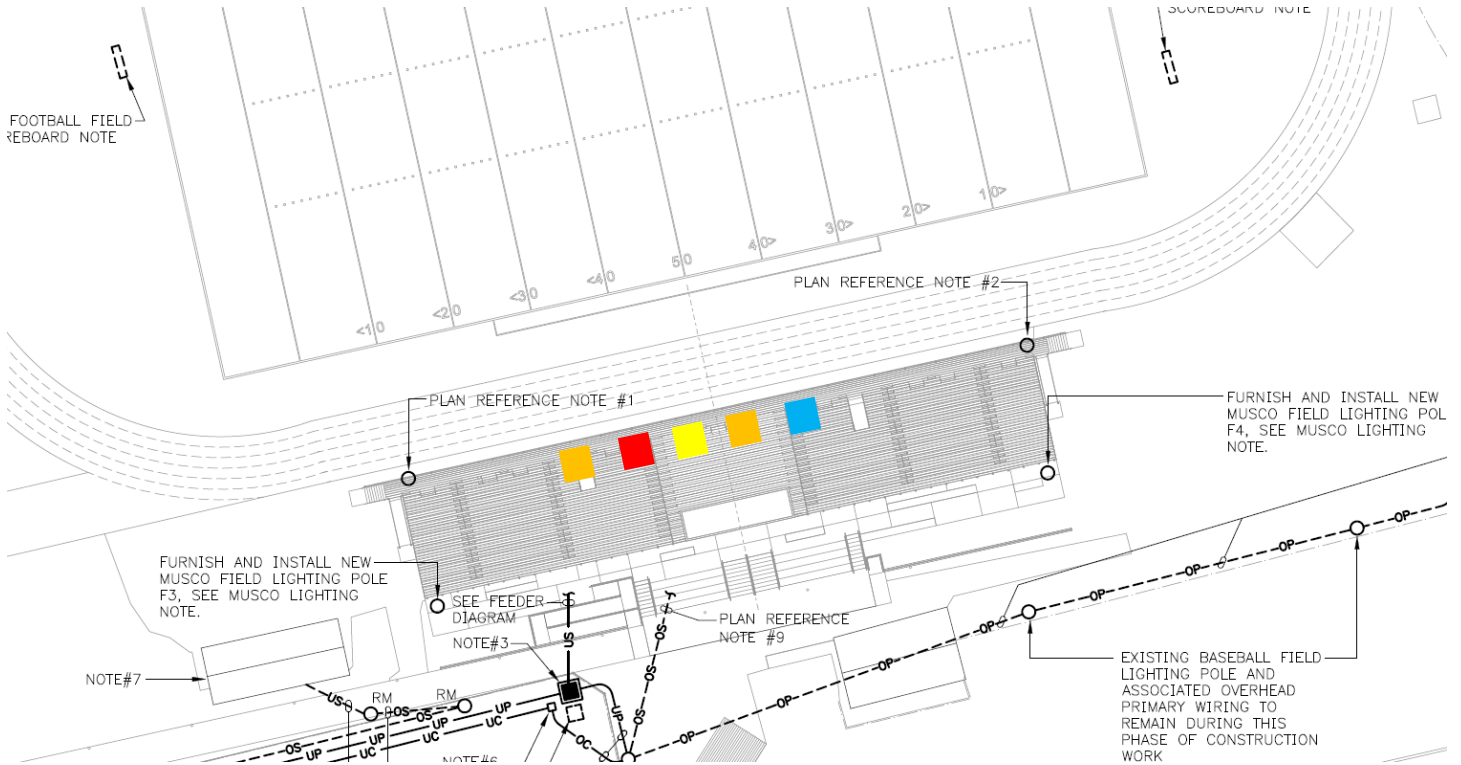
ENGINEER'S FIELD REPORT



Subgrade Soils

Page 3 of 3

Work Area Exhibit (1 of 1)



Approximate Area
Observed – Recommended
Undercut 1.00'

Approximate Area
Observed – Recommended
Undercut 2.00'

Approximate Area
Observed – Recommended
Undercut 2.50'

Approximate Area
Observed – Recommended
Undercut 4.00'

PURCHASING DEPARTMENT
WASHINGTON COUNTY BOARD OF EDUCATION

Purchase Order **No 2419**

Date Issued **5/28/24**

Appropriation No. **141-E-71300-730-002**

Dept. **ISM**

School **DBHS & DCHS**

PURCHASE ORDER

TO Grimco, Inc.
 3850 Kennesaw 75 PKWY NW
 Suite 200
 Kennesaw, GA 30144

Deliver to **Washington County Schools**

Address **405 W. College St.**
Jonesborough, TN 37659

Via

NOTICE TO VENDOR

1. Purchase order **MUST** bear two signatures in order to be valid.
2. Purchase order number **MUST** appear on all invoices submitted for payment.
3. Mail **TWO** copies of your invoice promptly to:

Washington County Board of Education
 405 West College Street
 Jonesborough, TN 37659
 Telephone (423) 753-1105

Articles on this order must be charged to account of

ARTICLES OR SERVICES	CODE	QUANTITY & UNIT	UNIT PRICE	TOTAL
(Unless otherwise stated all prices F.O.B. Destination)				
MRP Epson Sure color F2270 DTG/DTF Hybrid printer		2	\$17,995. ⁰⁰	\$35,990. ⁰⁰
Epson Instant rebate		2	\$1,500. ⁰⁰	\$3,000. ⁰⁰
GRAND TOTAL - INCLUDING ALL ATTACHED PAGES				\$32,990. ⁰⁰

SUBJECT TO THE FOLLOWING CONDITIONS

1. All packages, cartons or other containers must be plainly marked with the purchase order number.
2. The right is reserved to purchase in the open market and to charge the difference to the Vendor in the event that deliveries are not made at the time specified in the bid and on this order.
3. Whenever a delivery is rejected, the Vendor shall be notified and be given the reason for the rejection. All rejected deliveries shall be held at the Vendor's risk and he shall bear the expense of removal.
4. Acceptance of this order includes acceptance of all terms, prices, delivery, instructions, specifications and conditions stated.
5. The county is not liable for Federal excise tax or state sales tax.
6. Each shipment and/or each purchase order should be covered by separate invoice.

IMPORTANT: INVOICES AND PACKAGES MUST BEAR PURCHASE ORDER NUMBER

VENDOR'S COPY

There is an otherwise unincumbered balance to the credit of the proper appropriation, allotment or fund to meet the expenditure covered by this purchase.

Authorized Signature

APPROVED:

Purchasing Agent



WASHINGTON COUNTY SCHOOLS

INSPIRE ★ STRIVE ★ THRIVE

Mr. Jerry S. Boyd
Superintendent

405 W. College St.
Jonesborough, TN 37659
Phone (423) 753-1100

BID QUOTATION:

Purchase of Epson SureColor DTG/DTF printer at each school (total of 2):

Daniel Boone High School Total Cost: \$ 16,495.00

David Crockett High School Total Cost: \$ 16,495.00

TOTAL OF TWO (2) BIDS: \$ 32,990.00

Any EXCEPTIONS to the purchase of Epson SureColor DTG/DTF printer at Daniel Boone High School and David Crockett High School must be approved by owner BEFORE the awarding of the contract.

Gabe Langan

Printed name of bidder

[Signature]

Bidder's signature

800 / 542 / 9941

Telephone # / cell # / fax #

glangan@grimco.com

Email address

Grimco Inc.

Company name

3850 Kennesaw 75 Pkwy NW Suite 200

Mailing address

Kennesaw, GA 30144

City/state/zip code

5/15/24

Date

Board of Directors

Annette Buchanan
Mary Beth Dellinger
Keith Ervin

Chad Fleeonor
David Hammond
Gregg Huddleston

Mike Masters
Whitney Riddle
Vince Walters



Grimco, Inc. • www.grimco.com •
www.grimco.ca

Epson F2270 DTG Printer &
Accessories
Q# 15814239-00001-v8
Gabe Langan
glangan@grimco.com

Bill To:

WASHINGTON COUNTY SCHOOLS
(C#:13790878)
ATT: JEANA MONEY
405 W COLLEGE ST
JONESBOROUGH, TN 37659-1009 US
(423) 477-1600

Created: 3/19/2024

Revision: 5/28/2024,v8

Expires: 5/31/2024

Qty	Part #	Description	Unit Price	Total Price
2	EPSSCF2270SE	MRP Epson SureColor F2270 DTG/DTF Hybrid Printer MSRP \$18,995.00	\$17,995.00	\$35,990.00

Grimco sponsored \$99 Freight Special!
Save over \$500 on LTL Shipping to commercial addresses with dock high receiving or forklifts. Discounted rates available for deliveries that require liftgates and residential deliveries.

- Printing Technology PrecisionCore MicroTFP printhead featuring Nozzle Verification Technology and variable-sized droplet control
- Ink Type UltraChrome DG2 Ink; 5-color
- Ink Configuration C, M, Y, K, W
- Nozzle Configuration 400 nozzles x 8 channels
- Maximum Resolution 1200 x 1200 dpi

Warranty One-year limited in the U.S. and Canada Service On-site repair, usually Next-Business-Day; Toll-free telephone support, Monday through Friday

What's included in the box:
SureColor F2270 Printer, Medium Hanger Garment Platen, Set of six 800 mL Ink Packs, Maintenance Liquid Pack, Medium Grip Pad, Grip Pad Tool, Power Cord, Ink Waste Bottle, Tubing and Holder, Printer Maintenance Kit and User Guide Kit (includes Warranty and Start Here poster)

2	EPSONPROMO	EPSON INSTANT REBATE \$1,500 ** OFFER EXPIRES: May 31st, 2024 - Order must be paid, placed and order	-\$1,500.00	-\$3,000.00
---	------------	--	-------------	-------------

issued to manufacturer by May 31st,
12pm local time to qualify for promo **

Comments:

Sales Tax not included

For additional financing options, please go online to: https://mmpcapital.com/credit_applications/grimco-web/

Freight quoted is Dock to Dock delivering to commercial addresses. Please get with your sales rep to discuss your particular receiving conditions and receive an accurate quote. Residential Addresses, liftgate service, inside delivery, pallet jack, and special handling will incur additional fees. LTL Carriers may require a forklift or dock high receiving for deliveries.

Note: Printer dimensions exceed the size of liftgate on delivery trailers.

- * Price quotations are good for 30 days only and are based on entire quantity/items being purchased at once. Exclusions may apply.
- * All quotes must meet our \$50 order minimum. Custom signs and blanks have a 64 square foot minimum order requirement.
- * Lead times start at date of approval and are subject to change.
- * Prices do not include freight unless otherwise stated. Actual freight costs vary.
- * We reserve the right to over/under ship by 5%, on custom sign and blank orders, over 50 pieces.
- * We accept returns up to 30 days from receipt of merchandise. Restocking fees may apply. Custom and non-stock items are non-returnable.
- * All sign and blank dimensions are listed WxH.
- * Custom PMS color matching may incur additional charges if outside of Grimco standard colors.

Sub Total	\$32,990.00
Shipping & Handling	\$0.00
Miscellaneous	\$0.00
Estimated Sales Tax	\$0.00
Total	\$32,990.00

EQUIPMENT PAYMENT OPTIONS

- 100% deposit required for plotters, laminators, substrate cutters, software and all other accessories, services.
- 100% deposit required for printers, routers, and flatbed cutters with installations under \$15,000.
- 90% deposit required for printers, routers, and flatbed cutters with installations over \$15,000 remaining 10% due at training.

OPTION #1

CREDIT CARD: (Limited to \$25,000 per agreement)

Call in your credit card for payment to your sales rep or Grimco Accounting 800-542-9941.

-OR- Fax the Authorization for Payment form with CC information. Grimco Accounting Fax 636-305-7398

- A Grimco representative will follow up after the installation (if applicable) to collect balance.
- Please do not e-mail credit card information, for your protection.

OPTION #2:

ELECTRONIC CHECK/ACH:

Fax the Authorization for Payment form with check information. Grimco accounting fax: 636-305-7398

- If this option is chosen do not mail into lockbox

OPTION #3

FINANCING: Completed funding with a Grimco approved financing company

Finance Company: _____ PO#: _____ Financed Amount: _____

* If you are not financing the entire amount, the remaining deposit is due before order is released.

SITE & POST WARRANTY CONTACT INFORMATION

DELIVERY & INSTALL:

CONTACT NAME: _____

PHONE #: _____

EMAIL: _____

DELIVERY ADRS: _____

RECEIVING HOURS/DAYS: _____

POST WARRANTY

CONTACT NAME: _____

EMAIL: _____

PHONE: _____

Mark all that apply:

ADDRESS TYPE: _____ (+FEES APPLY) Limited Access ex: Military, School, Small parking _____ (+FEES APPLY)

SITE CONDITIONS: Dock high access? _____ Receiving Bay Door? _____ Forklift available? _____

ADDITIONAL SHIP REQUIREMENTS: Liftgate needed? _____ (+FEES APPLY) Delivery appt needed? _____

Inside Delivery/White Glove needed? _____ (+FEES APPLY) Quote Required

- Customer is responsible for all shipping charges incurred if the items ordered are not deliverable. This includes initial delivery attempt, and/or re-delivery charges, storage fees, or return shipping.

Note regarding liftgate service: (Non-refundable fee)

- Many equipment dimensions exceed the size of the liftgate on delivery trailers. Liftgate service is available, however the freight carrier may require Customer to have a forklift or riggers on-site to complete delivery.

Inspect shipment prior to accepting delivery.

- Any damage that occurs after the shipment is delivered is the responsibility of the Customer. If any damage is suspected, note the details on the carrier's Proof of Delivery (POD) or Delivery receipt before the truck driver leaves. Take pictures of any damage to the crate or packaging materials.

Please arrange payment for your equipment purchase when submitting the signed contract.

Signature _____

Printed Name _____

Date: _____



AGREEMENT FOR PURCHASE AND SALE OF EQUIPMENT AND SERVICES

This Agreement for Purchase and Sale of Equipment and Services ("Agreement") is entered into this ____ day of _____, 20____, between Grimco, Inc. ("Grimco"), located at 11745 Sappington Barracks Road, St. Louis, MO, 63127, and _____ ("Customer"), located at _____.

Grimco agrees to sell, and Customer agrees to purchase, the equipment, systems and/or software described in the attached quote number _____ ("Quote"). **This Agreement includes this document, the Quote, the Equipment Payment Options, and the Site and Post Warranty Contact Information.** The Equipment Payment Options and Site and Post Warranty Contact Information must be completed by Customer. This Agreement cannot be cancelled after it is signed by Customer, and the equipment, systems, and software cannot be returned at any time. Additional terms and conditions are as follows:

1. **Pricing:** The pricing contained in the Quote is valid only until the date listed on the Quote.
2. **Taxes:** Customer agrees to pay all sales taxes in accordance with state and local laws.
3. **Payment Terms and Conditions for Delivery Only:** For purchases of equipment, systems, and/or software delivered but not installed by Grimco, Customer agrees to pay the price indicated on the Quote in full prior to shipment. Customer may make payment by check, ACH, wire transfer, or credit card. Credit card payments are limited to \$25,000 per Agreement.
4. **Payment Terms and Conditions for Installed Equipment:** For purchases of equipment, systems, and/or software to be installed by Grimco, Customer shall select one of the following payment options. Payments from Customer directly to Grimco may be made by check, ACH, wire transfer, or credit card. Credit card payments are limited to \$25,000 per Agreement.

Option Customer shall pay 90% of the price indicated on the Quote upon ordering and signing of this Agreement. Grimco will not process the order until the 90% payment is received. Customer agrees to pay the remaining 10% upon installation, but if installation is not completed within 30 days of delivery, Grimco may bill the Customer the remaining 10% with payment due upon receipt.

Option Customer shall obtain financing from a Grimco-approved lender. The lender shall provide Grimco with a signed contract showing completed financing for 100% of the purchase price shown in the Quote. Grimco will not process the order until the signed contract has been received. If Customer obtains partial financing, Customer shall pay upfront the difference between the contracted financing amount and the purchase price shown on the Quote before Grimco will process the order.

5. **No Modifications:** This Agreement is restricted to the original terms contained herein, and no terms may be added or modified unless expressly approved in writing by an authorized Grimco representative.
6. **Delivery:** Delivery dates are estimates only and are subject to Grimco supplier lead times. Grimco is not responsible for delay or failure of delivery due to issues with the manufacturer, supplier, or shipping company.
7. **Representations:** Customer acknowledges that they understand and accept the manufacturer's product specifications in all regards including, but not limited to, print speed, print resolution, and acceptable materials. Customer acknowledges they are relying only on the manufacturer's written specifications to make the purchase decision and no other representations, in any form.
8. **Warranty:** Customer hereby acknowledges that Grimco does not supply a warranty of any kind, express or implied, for the equipment, software, ink, or media being purchased. Any warranty is between the manufacturer and Customer.
9. **Liability:** Grimco is not liable for any injury, loss, damage, claim, or ink and media expense arising from the setup, use, or inability to use the proposed equipment, software, or services covered by this Agreement. Customer acknowledges that Grimco is not liable for any indirect, incidental, punitive, or other damages arising from, or in relation to, the equipment, software, ink, media, or services purchased from Grimco. Grimco is not liable for any injury, loss, or damage during the assembly and setup of equipment.
10. **Preparation and Delivery:** Preparation of the installation site is at Customer's expense and must adhere to the manufacturer's guidelines and requirements, such as a clean, air-conditioned, humidity-controlled environment with proper electrical setup. Grimco and our suppliers are not responsible for equipment or systems problems resulting from failure to follow these guidelines. Required electrical work and receptacles and unloading of equipment must be performed prior to scheduling installation and training. Delivery will be handled according to Customer instructions shown in the Site and Post Warranty Contact Information section of this Agreement. Any delivery services added, changed, or not specifically included are at Customer's sole responsibility and expense. Customer is solely responsible for delivery and unloading, including any need for a forklift, added labor, building modifications, or any other condition to get the equipment into the building.
11. **Installation and Acceptance of Equipment/Systems:** No live production may take place at time of installation and training. Customer agrees to make employees available for training at scheduled dates and times. Failure to do so could result in additional fees for setup. Upon completion of scheduled installation and training, Customer agrees to sign a Certificate of Installation and Acceptance, thereby accepting all equipment and training provided.
12. **Returns:** Customer may not return equipment, systems, or software at any time. Grimco does not permit returns of equipment, systems, or software for any reason.
13. **Limited Parts Warranty:** Grimco does not provide any warranty, express or implied. The manufacturer's parts warranty period on equipment begins at the date of purchase with a duration set by the manufacturer. Customer acknowledges that neither Grimco nor the manufacturer is under any obligation to provide warranty service or support for claims resulting from equipment or systems being moved from their original installed location, or for damages or service required as a result of using any third-party product.

Grimco, Inc. Authorized Signature

Customer Authorized Signature

Print Name _____

Print Name _____

Date _____

Date _____

PURCHASING DEPARTMENT
WASHINGTON COUNTY BOARD OF EDUCATION

Purchase Order **№ 2420**

Date Issued **5/28/24**

Appropriation No. **141-E-71300-730-002**

Dept. **ISM**

School **DBHSE DCHS**

PURCHASE ORDER

TO **Grimco**

NOTICE TO VENDOR

1. Purchase order **MUST** bear two signatures in order to be valid.
2. Purchase order number **MUST** appear on all invoices submitted for payment.
3. Mail **TWO** copies of your invoice promptly to:

Washington County Board of Education
405 West College Street
Jonesborough, TN 37659
Telephone (423) 753-1105

Deliver to **Washington County Schools**

Address **405 W. College St.**
Jonesborough, TN 37659

Via **Kelli Handren**

Articles on this order must be charged to account of

ARTICLES OR SERVICES	CODE	QUANTITY & UNIT	UNIT PRICE	TOTAL
(Unless otherwise stated all prices F.O.B. Destination)				
Epson DTG printer accessories				
*price inquiry attached				
GRAND TOTAL - INCLUDING ALL ATTACHED PAGES				\$ 18,210.24

SUBJECT TO THE FOLLOWING CONDITIONS

1. All packages, cartons or other containers must be plainly marked with the purchase order number.
2. The right is reserved to purchase in the open market and to charge the difference to the Vendor in the event that deliveries are not made at the time specified in the bid and on this order.
3. Whenever a delivery is rejected, the Vendor shall be notified and be given the reason for the rejection. All rejected deliveries shall be held at the Vendor's risk and he shall bear the expense of removal.
4. Acceptance of this order includes acceptance of all terms, prices, delivery, instructions, specifications and conditions stated.
5. The county is not liable for Federal excise tax or state sales tax.
6. Each shipment and/or each purchase order should be covered by separate invoice.

IMPORTANT: INVOICES AND PACKAGES MUST BEAR PURCHASE ORDER NUMBER

VENDOR'S COPY

There is an otherwise unincumbered balance to the credit of the proper appropriation, allotment or fund to meet the expenditure covered by this purchase.

Authorized Signature

APPROVED:

Purchasing Agent



Grimco, Inc. • www.grimco.com • www.grimco.ca

DTG Accessories
Q# 15814247-00001-v7

Gabe Langan
 glangan@grimco.com

Bill To:

WASHINGTON COUNTY SCHOOLS
 (C#:13790878)
 ATT: JEANA MONEY
 405 W COLLEGE ST
 JONESBOROUGH, TN 37659-1009 US
 (423) 753-1150

Created: 3/19/2024

Revision: 5/28/2024,v7

Expires: 5/31/2024

Qty	Part #	Description	Unit Price	Total Price
1	497-101-89	Lawson DTG Stand for Epson F2100 Printers (Optional Accessory)	\$750.00	\$750.00
1	C13S092001	Epson Print Head Cleaning Kit - Epson Print Head Cleaning Kit	\$118.45	\$118.45
1	EPSC12C933921	EPSON F2100 LARGE PLATEN 16" X 20" (Optional Accessory)	\$525.00	\$525.00
1	DK20S	Digital Knight Swing-Away Press 16"x20" Platen MRP \$1,850.00	\$1,795.00	\$1,795.00
1	715-330-2E	Lawson Zoom-AE - 34x27x24 " (Includes crate) MSRP \$5,495.00	\$5,395.00	\$5,395.00
1	VIPIAUD001G1	Image Armor Ultra Pretreatment Solution - 1 Gallon	\$56.67	\$56.67
1	VIPIAL001G1	Image Armor Light Pretreatment Solution - 1 Gallon	\$51.00	\$51.00
1	EPSC13T43R200	MRP Epson Pretreatment Fluid - Pretreat for	\$315.00	\$315.00

Polyester

Comments:

Sales Tax not included

For additional financing options, please go online to: https://mmpcapital.com/credit_applications/grimco-web/

Freight quoted is Dock to Dock delivering to commercial addresses. Please get with your sales rep to discuss your particular receiving conditions and receive an accurate quote. Residential Addresses, liftgate service, inside delivery, pallet jack, and special handling will incur additional fees. LTL Carriers may require a forklift or dock high receiving for deliveries.

Note: Printer dimensions exceed the size of liftgate on delivery trailers.

- * Price quotations are good for 30 days only and are based on entire quantity/items being purchased at once. Exclusions may apply.
- * All quotes must meet our \$50 order minimum. Custom signs and blanks have a 64 square foot minimum order requirement.
- * Lead times start at date of approval and are subject to change.
- * Prices do not include freight unless otherwise stated. Actual freight costs vary.
- * We reserve the right to over/under ship by 5%, on custom sign and blank orders, over 50 pieces.
- * We accept returns up to 30 days from receipt of merchandise. Restocking fees may apply. Custom and non-stock items are non-returnable.
- * All sign and blank dimensions are listed WxH.
- * Custom PMS color matching may incur additional charges if outside of Grimco standard colors.

Sub Total	\$9,006.12
Shipping & Handling	\$99.00
Miscellaneous	\$0.00
Estimated Sales Tax	\$0.00
Total	\$9,105.12

x 2

\$18,210.24

EQUIPMENT PAYMENT OPTIONS

- 100% deposit required for plotters, laminators, substrate cutters, software and all other accessories, services.
- 100% deposit required for printers, routers, and flatbed cutters with installations under \$15,000.
- 90% deposit required for printers, routers, and flatbed cutters with installations over \$15,000 remaining 10% due at training.

OPTION #1

CREDIT CARD: (Limited to \$25,000 per agreement)

Call in your credit card for payment to your sales rep or Grimco Accounting 800-542-9941.

-OR- Fax the Authorization for Payment form with CC information. Grimco Accounting Fax 636-305-7398

- A Grimco representative will follow up after the installation (if applicable) to collect balance.
- Please do not e-mail credit card information, for your protection.

OPTION #2:

ELECTRONIC CHECK/ACH:

Fax the Authorization for Payment form with check information. Grimco accounting fax: 636-305-7398

- If this option is chosen do not mail into lockbox

OPTION #3

FINANCING: Completed funding with a Grimco approved financing company

Finance Company: _____ PO#: _____ Financed Amount: _____

* If you are not financing the entire amount, the remaining deposit is due before order is released.

SITE & POST WARRANTY CONTACT INFORMATION

DELIVERY & INSTALL:

CONTACT NAME: _____

PHONE #: _____

EMAIL: _____

DELIVERY ADRS: _____

RECEIVING HOURS/DAYS: _____

POST WARRANTY

CONTACT NAME: _____

EMAIL: _____

PHONE: _____

Mark all that apply:

ADDRESS TYPE: _____ (+FEES APPLY) Limited Access ex: Military, School, Small parking _____ (+FEES APPLY)

SITE CONDITIONS: Dock high access? _____ Receiving Bay Door? _____ Forklift available? _____

ADDITIONAL SHIP REQUIREMENTS: Liftgate needed? _____ (+FEES APPLY) Delivery appt needed? _____

Inside Delivery/White Glove needed? _____ (+FEES APPLY) Quote Required

- Customer is responsible for all shipping charges incurred if the items ordered are not deliverable. This includes initial delivery attempt, and/or re-delivery charges, storage fees, or return shipping.

Note regarding liftgate service: (Non-refundable fee)

- Many equipment dimensions exceed the size of the liftgate on delivery trailers. Liftgate service is available, however the freight carrier may require Customer to have a forklift or riggers on-site to complete delivery.

Inspect shipment prior to accepting delivery.

- Any damage that occurs after the shipment is delivered is the responsibility of the Customer. If any damage is suspected, note the details on the carrier's Proof of Delivery (POD) or Delivery receipt before the truck driver leaves. Take pictures of any damage to the crate or packaging materials.

Please arrange payment for your equipment purchase when submitting the signed contract.

Signature _____

Printed Name _____

Date: _____



AGREEMENT FOR PURCHASE AND SALE OF EQUIPMENT AND SERVICES

This Agreement for Purchase and Sale of Equipment and Services ("Agreement") is entered into this ____ day of _____, 20____, between Grimco, Inc. ("Grimco"), located at 11745 Sappington Barracks Road, St. Louis, MO, 63127, and _____ ("Customer"), located at _____.

Grimco agrees to sell, and Customer agrees to purchase, the equipment, systems and/or software described in the attached quote number _____ ("Quote"). **This Agreement includes this document, the Quote, the Equipment Payment Options, and the Site and Post Warranty Contact Information.** The Equipment Payment Options and Site and Post Warranty Contact Information must be completed by Customer. This Agreement cannot be cancelled after it is signed by Customer, and the equipment, systems, and software cannot be returned at any time. Additional terms and conditions are as follows:

1. **Pricing:** The pricing contained in the Quote is valid only until the date listed on the Quote.
2. **Taxes:** Customer agrees to pay all sales taxes in accordance with state and local laws.
3. **Payment Terms and Conditions for Delivery Only:** For purchases of equipment, systems, and/or software delivered but not installed by Grimco, Customer agrees to pay the price indicated on the Quote in full prior to shipment. Customer may make payment by check, ACH, wire transfer, or credit card. Credit card payments are limited to \$25,000 per Agreement.
4. **Payment Terms and Conditions for Installed Equipment:** For purchases of equipment, systems, and/or software to be installed by Grimco, Customer shall select one of the following payment options. Payments from Customer directly to Grimco may be made by check, ACH, wire transfer, or credit card. Credit card payments are limited to \$25,000 per Agreement.

Option Customer shall pay 90% of the price indicated on the Quote upon ordering and signing of this Agreement. Grimco will not process the order until the 90% payment is received. Customer agrees to pay the remaining 10% upon installation, but if installation is not completed within 30 days of delivery, Grimco may bill the Customer the remaining 10% with payment due upon receipt.

Option Customer shall obtain financing from a Grimco-approved lender. The lender shall provide Grimco with a signed contract showing completed financing for 100% of the purchase price shown in the Quote. Grimco will not process the order until the signed contract has been received. If Customer obtains partial financing, Customer shall pay upfront the difference between the contracted financing amount and the purchase price shown on the Quote before Grimco will process the order.

5. **No Modifications:** This Agreement is restricted to the original terms contained herein, and no terms may be added or modified unless expressly approved in writing by an authorized Grimco representative.
6. **Delivery:** Delivery dates are estimates only and are subject to Grimco supplier lead times. Grimco is not responsible for delay or failure of delivery due to issues with the manufacturer, supplier, or shipping company.
7. **Representations:** Customer acknowledges that they understand and accept the manufacturer's product specifications in all regards including, but not limited to, print speed, print resolution, and acceptable materials. Customer acknowledges they are relying only on the manufacturer's written specifications to make the purchase decision and no other representations, in any form.
8. **Warranty:** Customer hereby acknowledges that Grimco does not supply a warranty of any kind, express or implied, for the equipment, software, ink, or media being purchased. Any warranty is between the manufacturer and Customer.
9. **Liability:** Grimco is not liable for any injury, loss, damage, claim, or ink and media expense arising from the setup, use, or inability to use the proposed equipment, software, or services covered by this Agreement. Customer acknowledges that Grimco is not liable for any indirect, incidental, punitive, or other damages arising from, or in relation to, the equipment, software, ink, media, or services purchased from Grimco. Grimco is not liable for any injury, loss, or damage during the assembly and setup of equipment.
10. **Preparation and Delivery:** Preparation of the installation site is at Customer's expense and must adhere to the manufacturer's guidelines and requirements, such as a clean, air-conditioned, humidity-controlled environment with proper electrical setup. Grimco and our suppliers are not responsible for equipment or systems problems resulting from failure to follow these guidelines. Required electrical work and receptacles and unloading of equipment must be performed prior to scheduling installation and training. Delivery will be handled according to Customer instructions shown in the Site and Post Warranty Contact Information section of this Agreement. Any delivery services added, changed, or not specifically included are at Customer's sole responsibility and expense. Customer is solely responsible for delivery and unloading, including any need for a forklift, added labor, building modifications, or any other condition to get the equipment into the building.
11. **Installation and Acceptance of Equipment/Systems:** No live production may take place at time of installation and training. Customer agrees to make employees available for training at scheduled dates and times. Failure to do so could result in additional fees for setup. Upon completion of scheduled installation and training, Customer agrees to sign a Certificate of Installation and Acceptance, thereby accepting all equipment and training provided.
12. **Returns:** Customer may not return equipment, systems, or software at any time. Grimco does not permit returns of equipment, systems, or software for any reason.
13. **Limited Parts Warranty:** Grimco does not provide any warranty, express or implied. The manufacturer's parts warranty period on equipment begins at the date of purchase with a duration set by the manufacturer. Customer acknowledges that neither Grimco nor the manufacturer is under any obligation to provide warranty service or support for claims resulting from equipment or systems being moved from their original installed location, or for damages or service required as a result of using any third-party product.

Grimco, Inc. Authorized Signature

Customer Authorized Signature

Print Name _____

Print Name _____

Date _____

Date _____



Grimco, Inc. • www.grimco.com • www.grimco.ca

DTG Accessories
Q# 15814247-00001-v7
 Gabe Langan
 glangan@grimco.com

Bill To:
 WASHINGTON COUNTY SCHOOLS
 (C#:13790878)
 ATT: JEANA MONEY
 405 W COLLEGE ST
 JONESBOROUGH, TN 37659-1009 US
 (423) 753-1150

Created: 3/19/2024

Revision: 5/28/2024,v7

Expires: 5/31/2024

Qty	Part #	Description	Unit Price	Total Price
1	497-101-89	Lawson DTG Stand for Epson F2100 Printers (Optional Accessory)	\$750.00	\$750.00
1	C13S092001	Epson Print Head Cleaning Kit - Epson Print Head Cleaning Kit	\$118.45	\$118.45
1	EPSC12C933921	EPSON F2100 LARGE PLATEN 16" X 20" (Optional Accessory)	\$525.00	\$525.00
1	DK20S	Digital Knight Swing-Away Press 16"x20" Platen MRP \$1,850.00	\$1,795.00	\$1,795.00
1	715-330-2E	Lawson Zoom-AE - 34x27x24 " (Includes crate) MSRP \$5,495.00	\$5,395.00	\$5,395.00
1	VIPIAUD001G1	Image Armor Ultra Pretreatment Solution - 1 Gallon	\$56.67	\$56.67
1	VIPIAL001G1	Image Armor Light Pretreatment Solution - 1 Gallon	\$51.00	\$51.00
1	EPSC13T43R200	MRP Epson Pretreatment Fluid - Pretreat for	\$315.00	\$315.00

Polyester

Comments:

Sales Tax not included

For additional financing options, please go online to: https://mmpcapital.com/credit_applications/grimco-web/

Freight quoted is Dock to Dock delivering to commercial addresses. Please get with your sales rep to discuss your particular receiving conditions and receive an accurate quote. Residential Addresses, liftgate service, inside delivery, pallet jack, and special handling will incur additional fees. LTL Carriers may require a forklift or dock high receiving for deliveries.

Note: Printer dimensions exceed the size of liftgate on delivery trailers.

- * Price quotations are good for 30 days only and are based on entire quantity/items being purchased at once. Exclusions may apply.
- * All quotes must meet our \$50 order minimum. Custom signs and blanks have a 64 square foot minimum order requirement.
- * Lead times start at date of approval and are subject to change.
- * Prices do not include freight unless otherwise stated. Actual freight costs vary.
- * We reserve the right to over/under ship by 5%, on custom sign and blank orders, over 50 pieces.
- * We accept returns up to 30 days from receipt of merchandise. Restocking fees may apply. Custom and non-stock items are non-returnable.
- * All sign and blank dimensions are listed WxH.
- * Custom PMS color matching may incur additional charges if outside of Grimco standard colors.

Sub Total	\$9,006.12
Shipping & Handling	\$99.00
Miscellaneous	\$0.00
Estimated Sales Tax	\$0.00
Total	\$9,105.12

EQUIPMENT PAYMENT OPTIONS

- 100% deposit required for plotters, laminators, substrate cutters, software and all other accessories, services.
- 100% deposit required for printers, routers, and flatbed cutters with installations under \$15,000.
- 90% deposit required for printers, routers, and flatbed cutters with installations over \$15,000 remaining 10% due at training.

OPTION #1

CREDIT CARD: (Limited to \$25,000 per agreement)

Call in your credit card for payment to your sales rep or Grimco Accounting 800-542-9941.

-OR- Fax the Authorization for Payment form with CC information. Grimco Accounting Fax 636-305-7398

- A Grimco representative will follow up after the installation (if applicable) to collect balance.
- Please do not e-mail credit card information, for your protection.

OPTION #2:

ELECTRONIC CHECK/ACH:

Fax the Authorization for Payment form with check information. Grimco accounting fax: 636-305-7398

- If this option is chosen do not mail into lockbox

OPTION #3

FINANCING: Completed funding with a Grimco approved financing company

Finance Company: _____ PO#: _____ Financed Amount: _____

* If you are not financing the entire amount, the remaining deposit is due before order is released.

SITE & POST WARRANTY CONTACT INFORMATION

DELIVERY & INSTALL:

CONTACT NAME: _____

PHONE #: _____

EMAIL: _____

DELIVERY ADRS: _____

RECEIVING HOURS/DAYS: _____

POST WARRANTY

CONTACT NAME: _____

EMAIL: _____

PHONE: _____

Mark all that apply:

ADDRESS TYPE: _____ (+FEES APPLY) Limited Access ex: Military, School, Small parking _____ (+FEES APPLY)

SITE CONDITIONS: Dock high access? _____ Receiving Bay Door? _____ Forklift available? _____

ADDITIONAL SHIP REQUIREMENTS: Liftgate needed? _____ (+FEES APPLY) Delivery appt needed? _____

Inside Delivery/White Glove needed? _____ (+FEES APPLY) Quote Required _____

- Customer is responsible for all shipping charges incurred if the items ordered are not deliverable. This includes initial installation, storage fees, or return shipping.

Note regarding liftgate service

- Many equipment items are delivered on delivery trailers. Liftgate service is available, however the use of a forklift or riggers on-site to complete delivery.

Inspect shipment prior to

- Any damage to equipment is the responsibility of the Customer. If any damage is suspected, please inspect the equipment (POD) or Delivery receipt before the truck driver leaves. Do not remove any packaging materials.

Please arrange payment _____ Submitting the signed contract.

Signature _____

Printed Name _____



AGREEMENT FOR PURCHASE AND SALE OF EQUIPMENT AND SERVICES

This Agreement for Purchase and Sale of Equipment and Services ("Agreement") is entered into this ____ day of _____, 20____, between Grimco, Inc. ("Grimco"), located at 11745 Sappington Barracks Road, St. Louis, MO, 63127, and _____ ("Customer"), located at _____.

Grimco agrees to sell, and Customer agrees to purchase, the equipment, systems and/or software described in the attached quote number _____ ("Quote"). **This Agreement includes this document, the Quote, the Equipment Payment Options, and the Site and Post Warranty Contact Information.** The Equipment Payment Options and Site and Post Warranty Contact Information must be completed by Customer. This Agreement cannot be cancelled after it is signed by Customer, and the equipment, systems, and software cannot be returned at any time. Additional terms and conditions are as follows:

1. **Pricing:** The pricing contained in the Quote is valid only until the date listed on the Quote.
2. **Taxes:** Customer agrees to pay all sales taxes in accordance with state and local laws.
3. **Payment Terms and Conditions for Delivery Only:** For purchases of equipment, systems, and/or software delivered but not installed by Grimco, Customer agrees to pay the price indicated on the Quote in full prior to shipment. Customer may make payment by check, ACH, wire transfer, or credit card. Credit card payments are limited to \$25,000 per Agreement.
4. **Payment Terms and Conditions for Installed Equipment:** For purchases of equipment, systems, and/or software to be installed by Grimco, Customer shall select one of the following payment options. Payments from Customer directly to Grimco may be made by check, ACH, wire transfer, or credit card. Credit card payments are limited to \$25,000 per Agreement.

Option Customer shall pay 90% of the price indicated on the Quote upon ordering and signing of this Agreement. Grimco will not process the order until the 90% payment is received. Customer agrees to pay the remaining 10% upon installation, but if installation is not completed within 30 days of delivery, Grimco may bill the Customer the remaining 10% with payment due upon receipt.

Option Customer shall obtain financing from a Grimco-approved lender. The lender shall provide Grimco with a signed contract showing completed financing for 100% of the purchase price shown in the Quote. Grimco will not process the order until the signed contract has been received. If Customer obtains partial financing, Customer shall pay upfront the difference between the contracted financing amount and the purchase price shown on the Quote before Grimco will process the order.

5. **No Modifications:** This Agreement is restricted to the original terms contained herein, and no terms may be added or modified unless expressly approved in writing by an authorized Grimco representative.
6. **Delivery:** Delivery dates are estimates only and are subject to Grimco supplier lead times. Grimco is not responsible for delay or failure of delivery due to issues with the manufacturer, supplier, or shipping company.
7. **Representations:** Customer acknowledges that they understand and accept the manufacturer's product specifications in all regards including, but not limited to, print speed, print resolution, and acceptable materials. Customer acknowledges they are relying only on the manufacturer's written specifications to make the purchase decision and no other representations, in any form.
8. **Warranty:** Customer hereby acknowledges that Grimco does not supply a warranty of any kind, express or implied, for the equipment, software, ink, or media being purchased. Any warranty is between the manufacturer and Customer.
9. **Liability:** Grimco is not liable for any injury, loss, damage, claim, or ink and media expense arising from the setup, use, or inability to use the proposed equipment, software, or services covered by this Agreement. Customer acknowledges that Grimco is not liable for any indirect, incidental, punitive, or other damages arising from, or in relation to, the equipment, software, ink, media, or services purchased from Grimco. Grimco is not liable for any injury, loss, or damage during the assembly and setup of equipment.
10. **Preparation and Delivery:** Preparation of the installation site is at Customer's expense and must adhere to the manufacturer's guidelines and requirements, such as a clean, air-conditioned, humidity-controlled environment with proper electrical setup. Grimco and our suppliers are not responsible for equipment or systems problems resulting from failure to follow these guidelines. Required electrical work and receptacles and unloading of equipment must be performed prior to scheduling installation and training. Delivery will be handled according to Customer instructions shown in the Site and Post Warranty Contact Information section of this Agreement. Any delivery services added, changed, or not specifically included are at Customer's sole responsibility and expense. Customer is solely responsible for delivery and unloading, including any need for a forklift, added labor, building modifications, or any other condition to get the equipment into the building.
11. **Installation and Acceptance of Equipment/Systems:** No live production may take place at time of installation and training. Customer agrees to make employees available for training at scheduled dates and times. Failure to do so could result in additional fees for setup. Upon completion of scheduled installation and training, Customer agrees to sign a Certificate of Installation and Acceptance, thereby accepting all equipment and training provided.
12. **Returns:** Customer may not return equipment, systems, or software at any time. Grimco does not permit returns of equipment, systems, or software for any reason.
13. **Limited Parts Warranty:** Grimco does not provide any warranty, express or implied. The manufacturer's parts warranty period on equipment begins at the date of purchase with a duration set by the manufacturer. Customer acknowledges that neither Grimco nor the manufacturer is under any obligation to provide warranty service or support for claims resulting from equipment or systems being moved from their original installed location, or for damages or service required as a result of using any third-party product.

Grimco, Inc. Authorized Signature

Customer Authorized Signature

Print Name _____

Print Name _____

Date _____

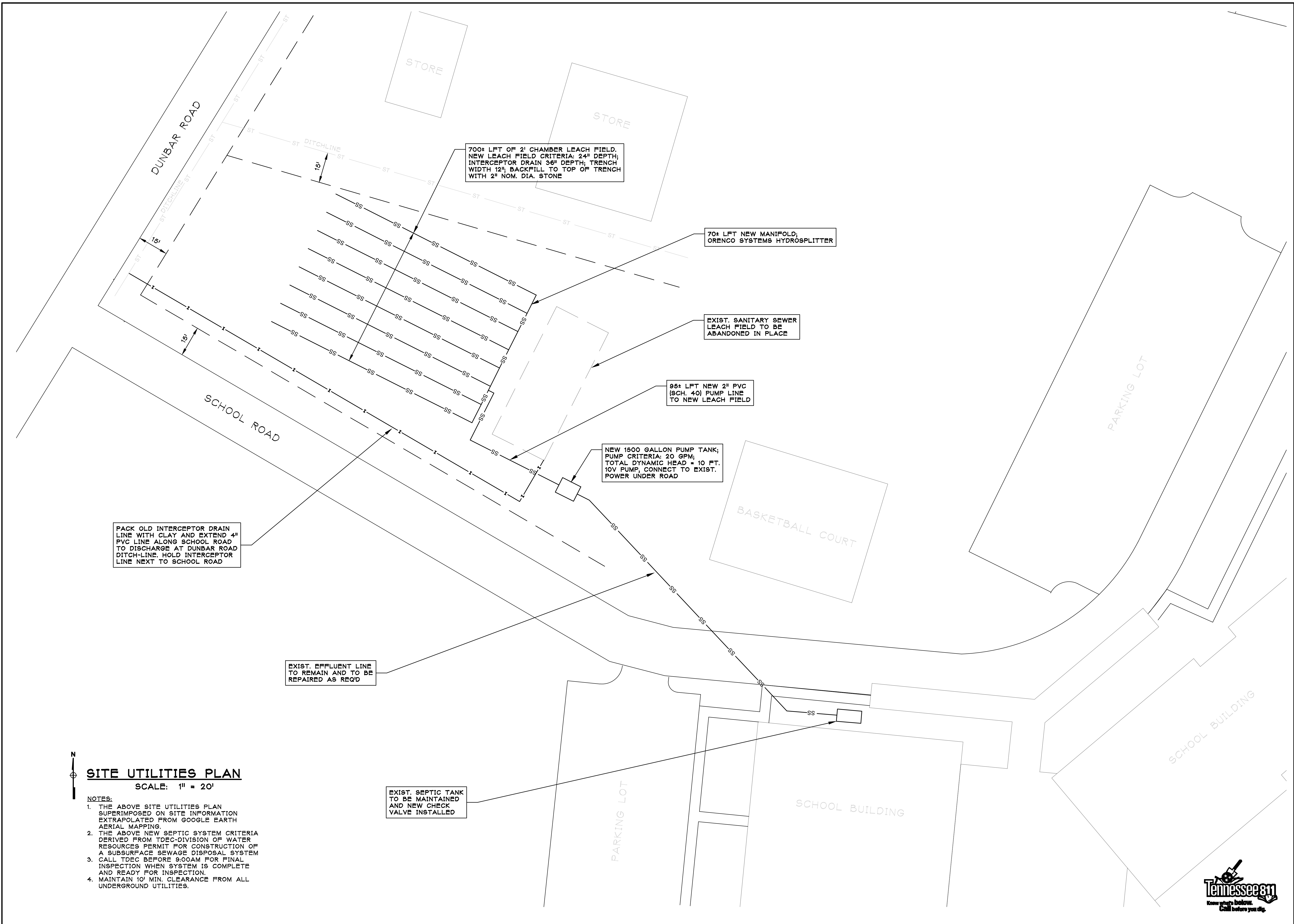
Date _____



PRICE INQUIRY FORM

VENDOR	DESCRIPTION OF ITEM FOR PRICE COMPARISON	PRICE QUOTED
<u>Firm - Grimco, Inc.</u> <u>Address - Kennesaw, GA</u> <u>Person - Gabe Langan</u> <u>Date - 4/19/2024</u>	Parts and accessories for 2 DTG Printers. DBHS/DCHS All parts available.	\$18,210.24
<u>Firm: Lawson Screen & Digital</u> <u>Address - 5110 Penrose St.</u> <u>St. Louis, MO</u> <u>Person - Website</u> <u>Date - 04/19/2024</u>	Parts and accessories for 2 DTG Printers DBHS/DCHS Several parts will need to be purchased through different vendors. Several parts are on backorder.	\$18,801.78
<u>Firm: DTG</u> <u>Address - Tampa, FL</u> <u>Person - info@Dtgweb.Com</u> <u>Date - 04/19/2024</u>	Parts and accessories for 2 DTG Printers. DBHS/DCHS All parts available.	\$21,014.00

Name of person obtaining inquiry - *Jeana Money*




SITE UTILITIES PLAN

SCALE: 1" = 20'

NOTES:

1. THE ABOVE SITE UTILITIES PLAN SUPERIMPOSED ON SITE INFORMATION EXTRAPOLATED FROM GOOGLE EARTH AERIAL MAPPING.
2. THE ABOVE NEW SEPTIC SYSTEM CRITERIA DERIVED FROM TDEC-DIVISION OF WATER RESOURCES PERMIT FOR CONSTRUCTION OF A SUBSURFACE SEWAGE DISPOSAL SYSTEM
3. CALL TDEC BEFORE 9:00AM FOR FINAL INSPECTION WHEN SYSTEM IS COMPLETE AND READY FOR INSPECTION.
4. MAINTAIN 10' MIN. CLEARANCE FROM ALL UNDERGROUND UTILITIES.



SPODEN & WILSON
CONSULTING ENGINEERS
 430 CLAY STREET
 KINGSFORD, TENNESSEE 37660
 Phone: (423) 245-1181 Fax: (423) 245-0852
 email: sweng@spodenwilson.com

SEWAGE SYSTEM REPAIRS FOR
SOUTH CENTRAL ELEMENTARY
 CHUCKEY TENNESSEE
WASHINGTON COUNTY SCHOOLS
 WASHINGTON COUNTY TENNESSEE

SHEET TITLE	
SITE UTILITIES PLAN	
DATE	FILE NO.
05-24-2024	24022
REVISIONS	
NO.	DATE

C1



PARKING LOT LEASE AGREEMENT

This Agreement is entered into this the ____ day of _____, 2023 by and between the Washington County Board of Education (hereinafter, “the School Board”) and the Board of Elders for Crossroads Christian Church (hereinafter, “the Church”) and sets forth the terms and conditions governing the School Board’s lease of the Church’s parking lot.

1. General Terms. For the initial sum of _____, paid by the School Board to the Church on or before June 30, 2023, and thereafter, on July 1 for each year of this lease, the annual sum of one dollar (\$1.00), the Church does hereby grant to the School Board a non-exclusive right to use the Church’s parking lot for the purpose of overflow parking from Daniel Boone High School. This lease shall run through June 30, 2048, and may be renewed by the agreement of School Board and the Church.

2. Conditions. The Church shall have the right to establish reasonable requirements on the use of the parking lot, such as designating specified areas to park, and the School Board shall cooperate in good faith with the Church to respect the Church’s ownership of the property.

3. Maintenance. The Church shall be exclusively responsible for any maintenance and upkeep of the parking lot, and the Church specifically waives any claim for contribution toward the maintenance and upkeep of the lot made necessary, in whole or in part, by the School Board’s use. It is understood and agreed that the initial sum set forth in Paragraph 1 above is intended to compensate the Church in advance for any wear and tear on the lot occasioned by the School Board’s use.

4. Insurance and indemnity. It is understood and agreed by and between the School Board and the Church that this parking lot is unsecured and that there is no way to monitor access to it. Accordingly, both parties understand and agree that it is their responsibility to carry appropriate insurance on their own property, and both parties disclaim any duty to indemnify the other except to the extent that Tennessee law may require otherwise.

□

IN WITNESS WHEREOF, we have set our hands:

Mike Masters,
Chairman of the Board
Washington County Board of Education

#####,
Chairman, Board of Elders
Crossroads Christian Church



Milk Cooler #1
Old, not needed



Hot Serving Line #2
Old, not needed



Hot Serving Line #3
Old, not needed



Serving/Cash Station #4
Old, not needed



Hot Serving Line #5
Old, not needed



Hot Serving Line with Shelf #6
Old, not needed



Serving Station #7
Old, not needed



Serving Station #8
Old, not needed



Plain Top Serving Area #10
Old, not needed



Part of Serving Line



Serving Station #11
Old, not needed



Serving Station #12
Old, not needed



Serving Station #13
Old, not needed



Table With Hooks #14
Old, not needed



**Three Cash Stations #15
Old, not needed**



Utensil Holder #16 Old, not needed



#17

Unreliable, not needed



#17



#18
Old, not needed



#18



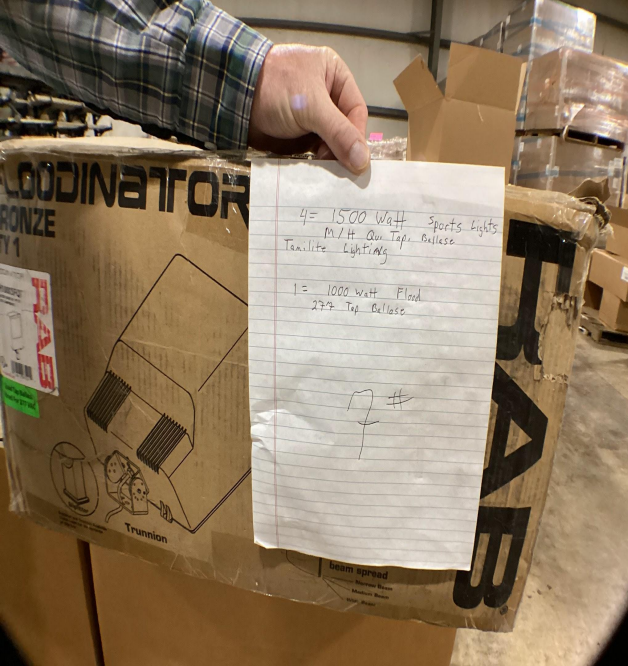
Industrial Lighting Fixture



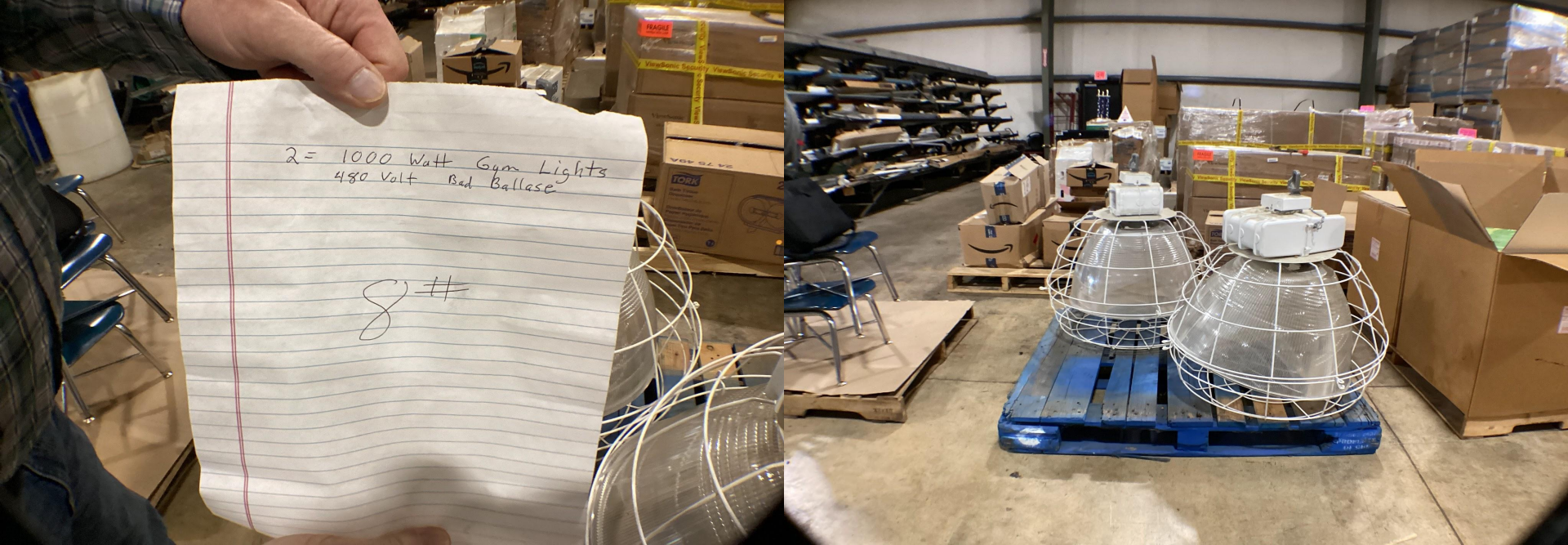
Industrial Light Fixtures



Industrial Light Fixture



Industrial Light Fixture



Gym Lights



Various Light Bulbs, Sold As Is



Electric Wiring 2 Pallets, Sold as is

27	146,342	2007
X15	211,533	2008
X94	131,174	2008
X28	163,820	2009
4	138,843	2007
72	110,466	2008
X35	142,700	2006
98	168,352	2008
117	91,200	2008
Van 11	159,348	1997 GMC 3500
Truck 58	170,755	2002 Ranger
Van 76	193,000	2006 Express
Truck 73	233,000	1994 F 250
Truck 11	150,547	1998 F 350
Van 47	185,850	2005 E 250
Truck 58	147,085	1998 F 150

Surplus buses and vehicles



FB-Portable Unit 20X70 2 Room 2 Bathrooms



FB-Portable Unit 20X70 2 Room 2 Bathrooms Continued

THIS INSTRUMENT PREPARED BY:
Jeffrey L. McCall, Esq.
CROLEY, DAVIDSON & HUIE, PLLC
800 South Gay Street, Suite 1700
Knoxville, TN 37929

BOUNDARY LINE AGREEMENT

THIS BOUNDARY LINE AGREEMENT (“Agreement”) made and entered into as of the 4th day of April, 2024 by and between **Board of Education, Washington County, Tennessee** (hereinafter “First Party”), and **The Industrial Development Board of the County of Washington, Tennessee** (hereinafter “Second Party”).

WITNESSETH:

WHEREAS, First Party is the owner of certain real property as acquired by deed of record on Roll 464, Image 964, in the Washington County Register’s Office (the “First Party’s Property”); and

WHEREAS, Second Party is the owner of certain real property as acquired by deed of record on Roll 1085, Image 713, in the Washington County Register’s Office (the “Second Party’s Property”); and

WHEREAS, First Party’s Property adjoins the Second Party’s Property along the northeastern boundary of First Party’s Property and the southwestern boundary of the Second Party’s Property; and

WHEREAS, a question has arisen concerning the correct boundary line between the said Properties; and

WHEREAS, the parties desire to establish as the true boundary line between the First Party’s Property and the Second Party’s Property the line shown in the drawing of Barge Design Solutions, dated February 21, 2024, a copy of which is attached hereto as **Exhibit “A”** and made a part hereof.

NOW, THEREFORE, in consideration of the foregoing premises and other valuable consideration, the receipt and sufficiency of which is hereby acknowledged, First Party and Second Party hereby establish the following described line as the boundary line between the First Party’s Property and the Second Party’s Property:

Being a common line between the Industrial Development Board Parcels 31.00 and 31.01 as shown on Tax Map 66 and Washington County Board of Education Parcel 115.00 as shown on Tax Map 66. Line to be in agreement also shown on recorded Plat Book 21, Page 847 and Plat Book 22, Page 860.

Beginning at an existing fence post, common corner with David and Sandra Kyker, Washington County School Board and the Industrial Development Board of Washington County as shown on attached Exhibit "A" and has a state grid coordinate of North 719,432.48, East 2,981,840.06.

Thence, along the proposed agreed boundary line the following 5 calls, North 59 deg. 17 min. 40 sec. West, 105.70 feet to an iron rod set;

Thence, North 57 deg. 29 min. 09 sec. West, 492.24 feet to a ½" iron rod found;

Thence, North 57 deg. 48 min. 37 sec. West, 258.59 feet to a ½" iron rod found with cap Mattern Craig RLS;

Thence, North 57 deg. 47 min. 55 sec. West, 223.14 feet to a ½" iron rod found with cap Tysinger, Hampton and Partners, Inc.;

Thence, North 57 deg. 15 min. 59 sec. West, 510.26 feet to a ½" iron rod found with cap Tysinger, Hampton and Partners, Inc., common corner with John and Vickie Teague, the end of the proposed agreement line having a state grid coordinate of North 720,283.63, East-2,980,497.20.

In recognition of said boundary, First Party hereby quit claims any right, title and interest in any property lying northeast of the above described boundary line to Second Party, and Second Party hereby quit claims any right, title and interest in any property lying southwest of the above described boundary to First Party.

First Party and Second Party shall hereafter recognize the aforesaid boundary line described above as their common boundary.

This Agreement shall run with the land and shall be binding upon the parties hereto and their respective successors and assigns.

STATE OF Tennessee
COUNTY OF Washington

Before me, the undersigned authority, a Notary Public in and for said County and State aforesaid, personally appeared Mike Masters with whom I am personally acquainted, or proved to me on the basis of satisfactory evidence, and who, upon oath, acknowledged him self to be the Chairman of **Board of Education, Washington County, Tennessee**, the within named bargainor, and that he as such _____, executed the foregoing instrument for the purposes therein contained, by signing the name of the Board of Education, Washington County, Tennessee, by himself as Chairman.

WITNESS my hand and seal at office on this the 8th day of April, 2024.

Jennifer Moore
Notary Public

My Commission Expires:
7/6/26



STATE OF _____
COUNTY OF _____

Before me, the undersigned authority, a Notary Public in and for said County and State aforesaid, personally appeared _____, with whom I am personally acquainted, or proved to me on the basis of satisfactory evidence, and who, upon oath, acknowledged ___ self to be the _____ of **The Industrial Development Board of the County of Washington, Tennessee**, the within named bargainor, and that he as such _____, executed the foregoing instrument for the purposes therein contained, by signing the name of The Industrial Development Board of the County of Washington, Tennessee by ___ self as _____.

WITNESS my hand and seal at office on this the _____ day of _____, 2024.

Notary Public

My Commission Expires:

IN WITNESS WHEREOF, the parties have executed or have caused this instrument to be executed the day and year first above written.

FIRST PARTY:

**Board of Education, Washington County,
Tennessee**

By: 

Title: Chairman

SECOND PARTY:

**The Industrial Development Board of the
County of Washington, Tennessee**

By: _____

Title: _____

THIS INSTRUMENT PREPARED BY:
Jeffrey L. McCall, Esq.
CROLEY, DAVIDSON & HUIE, PLLC
800 South Gay Street, Suite 1700
Knoxville, TN 37929

BOUNDARY LINE AGREEMENT

THIS BOUNDARY LINE AGREEMENT (“Agreement”) made and entered into as of the ___ day of _____, 2024 by and between **Board of Education, Washington County, Tennessee** (hereinafter “First Party”), and **The Industrial Development Board of the County of Washington, Tennessee** (hereinafter “Second Party”).

WITNESSETH:

WHEREAS, First Party is the owner of certain real property as acquired by deed of record on Roll 464, Image 964, in the Washington County Register’s Office (the “First Party’s Property”); and

WHEREAS, Second Party is the owner of certain real property as acquired by deeds of record on Roll 1085, Image 713, and Roll _____, Image _____, both in the Washington County Register’s Office (the “Second Party’s Property”); and

WHEREAS, First Party’s Property adjoins the Second Party’s Property along the northeastern boundary of First Party’s Property and the southwestern boundary of the Second Party’s Property; and

WHEREAS, a question has arisen concerning the correct boundary line between the said Properties; and

WHEREAS, the parties desire to establish as the true boundary line between the First Party’s Property and the Second Party’s Property the line shown in the drawing of Barge Design Solutions, dated February 21, 2024, a copy of which is attached hereto as **Exhibit “A”** and made a part hereof.

NOW, THEREFORE, in consideration of the foregoing premises and other valuable consideration, the receipt and sufficiency of which is hereby acknowledged, First Party and Second Party hereby establish the following described line as the boundary line between the First Party’s Property and the Second Party’s Property:

Being a common line between the Industrial Development Board Parcels 31.00 and 31.01 as shown on Tax Map 66 and Washington County Board of Education Parcel 115.00 as shown on Tax Map 66. Line to be in agreement also shown on recoded Plat Book 21, Page 847 and Plat Book 22, Page 860.

Beginning at an existing fence post, common corner with David and Sandra Kyker, Washington County School Board and the Industrial Development Board of Washington County as shown on attached Exhibit "A" and has a state grid coordinate of North 719,432.48, East 2,981,840.06.

Thence, along the proposed agreed boundary line the following 5 calls, North 59 deg. 17 min. 40 sec. West, 105.70 feet to an iron rod set;

Thence, North 57 deg. 29 min. 09 sec. West, 492.24 feet to a ½" iron rod found;

Thence, North 57 deg. 48 min. 37 sec. West, 258.59 feet to a ½" iron rod found with cap Mattern Craig RLS;

Thence, North 57 deg. 47 min. 55 sec. West, 223.14 feet to a ½" iron rod found with cap Tysinger, Hampton and Partners, Inc.;

Thence, North 57 deg. 15 min. 59 sec. West, 510.26 feet to a ½" iron rod found with cap Tysinger, Hampton and Partners, Inc., common corner with John and Vickie Teague, the end of the proposed agreement line having a state grid coordinate of North 720,283.63, East-2,980,497.20.

In recognition of said boundary, First Party hereby quit claims any right, title and interest in any property lying northeast of the above described boundary line to Second Party, and Second Party hereby quit claims any right, title and interest in any property lying southwest of the above described boundary to First Party.

First Party and Second Party shall hereafter recognize the aforesaid boundary line described above as their common boundary.

This Agreement shall run with the land and shall be binding upon the parties hereto and their respective successors and assigns.

IN WITNESS WHEREOF, the parties have executed or have caused this instrument to be executed the day and year first above written.

FIRST PARTY:

**Board of Education, Washington County,
Tennessee**

By: _____

Title: _____

SECOND PARTY:

**The Industrial Development Board of the
County of Washington, Tennessee**

By: _____

Title: _____

STATE OF _____
COUNTY OF _____

Before me, the undersigned authority, a Notary Public in and for said County and State aforesaid, personally appeared _____, with whom I am personally acquainted, or proved to me on the basis of satisfactory evidence, and who, upon oath, acknowledged ___ self to be the _____ of **Board of Education, Washington County, Tennessee**, the within named bargainor, and that he as such _____, executed the foregoing instrument for the purposes therein contained, by signing the name of the Board of Education, Washington County, Tennessee, by ___self as _____.

WITNESS my hand and seal at office on this the ____ day of _____, 2024.

Notary Public

My Commission Expires:

STATE OF _____
COUNTY OF _____

Before me, the undersigned authority, a Notary Public in and for said County and State aforesaid, personally appeared _____, with whom I am personally acquainted, or proved to me on the basis of satisfactory evidence, and who, upon oath, acknowledged ___ self to be the _____ of **The Industrial Development Board of the County of Washington, Tennessee**, the within named bargainor, and that he as such _____, executed the foregoing instrument for the purposes therein contained, by signing the name of The Industrial Development Board of the County of Washington, Tennessee by ___self as _____.

WITNESS my hand and seal at office on this the ____ day of _____, 2024.

Notary Public

My Commission Expires:

**Boundary Line Agreement
Industrial Development board of Washington County
and Washington County Board of Education**

Being a common line between the Industrial Development Board Parcels 31.00 and 31.01 as shown on Tax Map 66 and Washington County Board of Education Parcel 115.00 as shown on Tax Map 66. Line to be in agreement also shown on recorded Plat Book 21, Page 847 and Plat Book 22, Page 860.

Beginning at an existing fence post, common corner with David and Sandra Kyker, Washington County School Board and the Industrial Development Board of Washington County as shown on attached Exhibit "A" and has a state grid coordinate of North 719,432.48, East 2,981,840.06.

Thence, along the proposed agreed boundary line the following 5 calls, North 59 deg. 17 min. 40 sec. West, 105.70 feet to an iron rod set;

Thence, North 57 deg. 29 min. 09 sec. West, 492.24 feet to a ½" iron rod found;

Thence, North 57 deg. 48 min. 37 sec. West, 258.59 feet to a ½" iron rod found with cap Mattern Craig RLS;

Thence, North 57 deg. 47 min. 55 sec. West, 223.14 feet to a ½" iron rod found with cap Tysinger, Hampton and Partners, Inc.;

Thence, North 57 deg. 15 min. 59 sec. West, 510.26 feet to a ½" Iron rod found with cap Tysinger, Hampton and Partners, Inc., common corner with John and Vickie Teague, the end of the proposed agreement line having a state grid coordinate of North 720,283.63, East-2,980,497.20.



Tri-Cities Baseball and Softball Umpires Association

865-607-2426 (cell)

Adam Knobloch, *Commissioner & Assigning Officer*

adam.knobloch@TriCitiesUmpires.com

May 26, 2024

Danny Good, Athletic Director, Washington County Schools

Josh Kite, Athletic Director, Washington County Schools

Mr. Good and Mr. Kite:

This letter is to inform you that beginning with the Spring 2025 season, our association will no longer be able to provide service to the 10 middle schools baseball and softball programs under Washington County Department of Education. Our current roster of umpires is not adequate to meet the current demand for games. TMSAA by-laws state that member schools are required to use TSSAA registered umpires. However, the by-laws do not state that member middle schools are required to utilize a TSSAA recognized association.

As you are aware, we have been facing an umpire shortage for many years. I have communicated this issue to school administrators and coaches on numerous occasions, annually, since assuming the role of Baseball and Softball Assigner in November 2017. I immediately asked our schools to help us in making middle school games more accessible for prospective umpires who have full-time jobs by scheduling later start times and imposing time limits. Early start times and middle school games that can often last over 2-3 hours can be a barrier for new umpires. Unfortunately, for the past seven years these requests have not been accepted and our umpire shortage has continued to worsen.

In 2016, our Association serviced a total of 26 high schools and 46 middle schools. Over the next five years, our school load has reduced significantly:

- **2017** – Due to umpire shortage, we transferred coverage of six Greene County middle schools to the Morristown Officials Association, **reducing our middle school load from 46 to 40.**
- **2020** – Due to umpire shortage, we transferred coverage of the North Greene feeder schools to the Morristown Officials. Morristown was only able to accept this due to the middle school consolidation that occurred in Greene County. Additionally, the Sullivan County Schools consolidation plan opened Sullivan East Middle School, resulting in a 3 to 1 consolidation. **Our middle school load reduced from 40 to 35.**
- **2021** – Due to umpire shortage, we transferred coverage of Rogersville City and Surgoinsville schools to Morristown Officials. The upcoming opening of Sullivan Heights resulted in Sullivan Gardens not fielding teams for Spring 2021. **Our middle school load reduced from 35 to 32.**
- **2022** – The Sullivan County school consolidation was fully implemented, further reducing the number of schools in Sullivan County. **Our high school load was reduced from 26 to 24 and our middle school load was reduced from 35 to 30.**

In 2024, our current load was 24 high schools and 31 middle schools due to Johnson City Schools converting Indian Trail Intermediate School to a middle school. It is my understanding that our Association is the only one in the state that services more middle schools than high schools. This imbalance has been a strain for our umpires for many years.

Tri-Cities Baseball/Softball Umpires Association

Adam Knobloch
Commissioner & Assigning Officer

865-607-2426 (cell)
adam.knobloch@TriCitiesUmpires.com

As our umpire shortage continues to get worse, we must, again, look at reducing our load. For the 2024 season, we had 35 umpires who lived in Washington County to service 19 schools (including Johnson City Schools, Providence Academy, and University School). **This is a ratio in Washington County of 1.8 umpires per school.** In contrast, our ratio in **Sullivan County is 2.9 umpires per school**, and our Association's **overall ratio is 1.8 for our seven counties.** We need to get our ratio in Washington County to be closer to 3 umpires per school and our overall ratio of 2.5 umpires per school. Umpires do not stay in their home county, with many living in Washington and Sullivan Counties often traveling to the less populated surrounding counties.

These statistics lead us to conclude that we simply do not have enough umpires who live in Washington County to service the current number of schools. Our umpire roster continues to age, and we are facing several upcoming retirements. We are at a critical stage where we must look to significantly reduce our game load. It is highly likely that in the next two to three years, we will need to reduce our total middle school load by 15-20 schools. This letter to the two of you is not taken lightly, but it probably the first in what is likely inevitable for many more schools.

A final note is that our Association voted on May 20th to split into two separate associations for baseball and softball. I will continue as the Assigner for the Baseball Association (**Tri-Cities Baseball Umpires**) and Danny Williams will continue as the Assigner for the Softball Association (**Tri-Cities Softball Umpires**). This split will allow Danny and me to focus on our respective sports for recruiting and training. However, this will not have any immediate impact on either association's ability to continue to service the 10 WCDE middle schools. Danny and I have discussed this issue over the past two months and are in agreement that a reduction in our load is necessary, regardless of if we remained as one association or two separate associations. Moving forward, communication will be specific to each sport, originating from that sport's Assigner, and I will no longer be speaking on behalf of both sports as one association.

Please share this letter with any stakeholders as appropriate. Feel free to reach out to me with any questions about baseball or Danny with any questions about softball.



Adam Knobloch, Assigning Officer