



Borger ISD

Regular

Thursday, October 8, 2009 7:00 PM

Agenda of
Public Hearing and Regular Meeting with Public Hearing
Meeting

Borger ISD Board of Trustees

Thursday, October 8, 2009

Board Conference Room, 200 East Ninth, Borger, Texas Time: 7:00 PM
Dinner ; 6:00 p.m. High School

Public Hearing
Schools FIRST, Financial Accountability Rating System of Texas

The subjects to be discussed or considered, or upon which any formal action may be taken, are as follows: *(Items do not have to be taken in the same order as shown on this meeting notice.)*

1. FIRST REPORT	4
2. Roll Call	
3. Open Forum	
4. Superintendent's Report	8
A. Recognitions	
B. Enrollment - September 2009	9
C. TASA/TASB Convention - Notes	12
D. Dates to Remember	13
E. Panhandle Area Association of School Boards - Tuesday, October 13, 2009	14
F. Legal Seminar - November 19, 2009	16
G. Personnel	
1. Substitutes to Review	17
2. Employment	
3. Resignations	
H. Monthly Reports	
I. Fingerprinting information	18
J. Pandemic Flu information	19
K. Facility Updates	
5. New Business for Consideration / Action	20
A. Consider Construction Manager At Risk Recommendations	
B. Consider Soccer Building Bid	21
C. Consent Agenda	
1. Minutes of Regular Meeting September 10, 2009	22
2. Donations	25

3. September 2009 Payroll	34
4. September 2009 Disbursements	35
5. Application for Homestead Tax Refund - Porter	48
D. Class Size Waiver	49
E. Resolution Nominating Board of Directors for Hutchinson County Appraisal District	50
F. Adopt CNB Local - TASB Version	54
G. 2009-2010 Campus Plans	55
H. Budget Amendment	
6. Bids	
7. Financial Reports	56
A. Financial Information	57
B. Taxes	65
8. Future Agenda Items -	
9. Adjourn	

If, during the course of the meeting, any discussion of any item on the agenda should be held in a closed meeting, the Board will conduct a closed meeting accordance with the Texas Open Meeting Act, Texas Government Code, Chapter 551, Subchapters D and E. Before any closed meeting is convened, the presiding officer will publicly identify the section or sections of the Act authorizing the closed meeting. All final votes, actions, or decisions will be taken in open meeting.

User: Alice Hooper
 User Role: District

YEAR **2007-2008** **Select An Option** **Help** **Home** **Log Out**



Financial Integrity Rating System of Texas

2007-2008 DISTRICT STATUS DETAIL

Name: BORGER ISD(117901)	Publication Level 1: 6/8/2009 4:39:05 PM
Status: Passed	Publication Level 2: 8/25/2009 1:41:58 PM
Rating: Superior Achievement	Last Updated: 8/25/2009 1:41:58 PM
District Score: 84	Passing Score: 55

#	Indicator Description	Updated	Score
1	<u>Was The Total Fund Balance Less Reserved Fund Balance Greater Than Zero In The General Fund?</u>	5/13/2009 2:48:25 PM	Yes
2	<u>Was the Total Unrestricted Net Asset Balance (Net of Accretion of Interest on Capital Appreciation Bonds) In the Governmental Activities Column in the Statement of Net Assets Greater than Zero? (If the District's 5 Year % Change in Students was 10% more)</u>	5/13/2009 2:48:25 PM	Yes
3	<u>Were There No Disclosures In The Annual Financial Report And/Or Other Sources Of Information Concerning Default On Bonded Indebtedness Obligations?</u>	5/13/2009 2:48:25 PM	Yes
4	<u>Was The Annual Financial Report Filed Within One Month After November 27th or January 28th Deadline Depending Upon The District's Fiscal Year End Date (June 30th or August 31st)?</u>	5/13/2009 2:48:25 PM	Yes
5	<u>Was There An Unqualified Opinion in Annual Financial Report?</u>	5/13/2009 2:48:25 PM	Yes
6	<u>Did The Annual Financial Report Not Disclose Any Instance(s) Of Material Weaknesses In Internal Controls?</u>	5/13/2009 2:48:25 PM	Yes
			1 Multiplier Sum
7	<u>Did the Districts Academic Rating Exceed Academically Unacceptable?</u>	5/13/2009 2:48:26 PM	5

8	<u>Was The Three-Year Average Percent Of Total Tax Collections (Including Delinquent) Greater Than 98%?</u>	5/13/2009 2:48:26 PM	5
9	<u>Did The Comparison Of PEIMS Data To Like Information In Annual Financial Report Result In An Aggregate Variance Of Less Than 3 Percent Of Expenditures Per Fund Type (Data Quality Measure)?</u>	5/13/2009 2:48:26 PM	5
10	<u>Were Debt Related Expenditures (Net Of IFA And/Or EDA Allotment) < \$250.00 Per Student? (If The District's Five-Year Percent Change In Students = Or > 7%, Or If Property Taxes Collected Per Penny Of Tax Effort > \$200,000 Per Student)</u>	5/13/2009 2:48:26 PM	4
11	<u>Was There No Disclosure In The Annual Audit Report Of Material Noncompliance?</u>	5/13/2009 2:48:27 PM	5
12	<u>Did The District Have Full Accreditation Status In Relation To Financial Management Practices? (e.g. No Conservator Or Monitor Assigned)</u>	5/13/2009 2:48:27 PM	5
13	<u>Was The Percent Of Operating Expenditures Expended For Instruction More Than 65%? (Functions 11, 36, 93, 95) (Phased in over three years, 55% for 2006-2007; 60% for 2007-2008; and 65% for 2008-2009)</u>	5/13/2009 2:48:27 PM	3
14	<u>Was The Percent Of Operating Expenditures Expended For Instruction More Than or equal to 65%? (Functions 11, 12, 31, 33, 36, 93, 95)</u>	5/13/2009 2:48:27 PM	3
15	<u>Was The Aggregate Of Budgeted Expenditures And Other Uses Less Than The Aggregate Of Total Revenues, Other Resources and Fund Balance In General Fund?</u>	5/13/2009 2:48:27 PM	5
16	<u>If The District's Aggregate Fund Balance In The General Fund And Capital Projects Fund Was Less Than Zero, Were Construction Projects Adequately Financed? (To Avoid Creating Or Adding To The Fund Balance Deficit Situation)</u>	5/13/2009 2:48:28 PM	5
17	<u>Was The Ratio Of Cash And Investments To Deferred Revenues (Excluding Amount Equal To Net Delinquent Taxes Receivable) In The General Fund Greater Than Or Equal To 1:1? (If Deferred Revenues Are Less Than Net Delinquent Taxes Receivable)</u>	5/13/2009 2:48:28 PM	5
18	<u>Was The Administrative Cost Ratio Less Than The Threshold Ratio?</u>	5/13/2009 2:48:28 PM	5
19	<u>Was The Ratio Of Students To Teachers Within the Ranges Shown Below According To District Size?</u>	5/13/2009 2:48:28 PM	5

20	<u>Was The Ratio Of Students To Total Staff Within the Ranges Shown Below According To District Size?</u>	5/13/2009 2:48:28 PM	5
21	<u>Was The Total Fund Balance In The General Fund More Than 50% And Less Than 150% Of Optimum According To The Fund Balance And Cash Flow Calculation Worksheet In The Annual Financial Report?</u>	5/13/2009 2:48:29 PM	5
22	<u>Was The Decrease In Undesignated Unreserved Fund Balance < 20% Over Two Fiscal Years?(If 1.5 Times Optimum Fund Balance < Total Fund Balance In General Fund Or If Total Revenues > Operating Expenditures In The General Fund,Then District Receives 5 Points)</u>	5/13/2009 2:48:29 PM	5
23	<u>Was The Aggregate Total Of Cash And Investments In The General Fund More Than \$0?</u>	5/13/2009 2:48:29 PM	5
24	<u>Were Investment Earnings In All Funds (Excluding Debt Service Fund and Capital Projects Fund) More Than \$20 Per Student?</u>	5/13/2009 2:48:29 PM	4
			84 Weighted Sum
			1 Multiplier Sum
			84 Score

DETERMINATION OF RATING

A.	Did The District Answer 'No' To Indicators 1, 2, 3 Or 4? OR Did The District Answer 'No' To Both 5 and 6? If So, The District's Rating Is Substandard Achievement .	
B.	Determine Rating By Applicable Range For summation of the indicator scores (Indicators 7-24)	
	Superior Achievement	75-85 and Yes to indicator 7
	Above Standard Achievement	65-74 or >= 75 and No to indicator 7
	Standard Achievement	55-64
	Substandard Achievement	<55 or No to one default indicator

INDICATOR 19 & 20 RATIOS

Indicator 19	Ranges for Ratios	Indicator 20	Ranges for Ratios

District Size - Number of Students Between	Low	High	District Size - Number of Students Between	Low	High
< 500	7	22	< 500	5	14
500-999	10	22	500-999	5.8	14
1000-4999	11.5	22	1000-4999	6.3	14
5000-9999	13	22	5000-9999	6.8	14
= > 10000	13.5	22	= > 10000	7.0	14

OPTIONS

Suspension Reason.

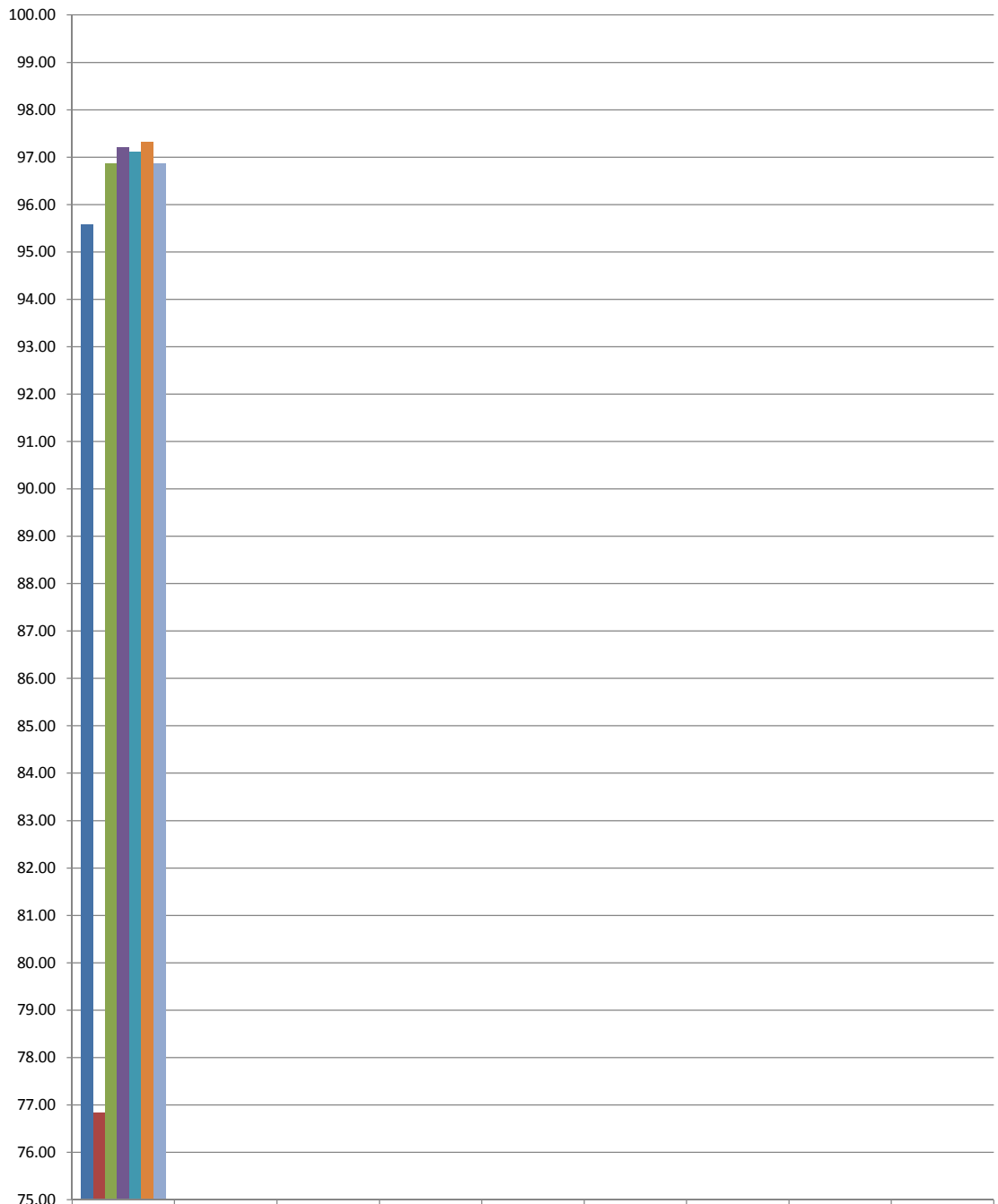
Audit Home Page: [School Financial Audits](#) | Send comments or suggestions to <mailto:schoolaudits@tea.state.tx.us?subject=FIRST%20Suggestions>

THE **TEXAS EDUCATION AGENCY**

1701 NORTH CONGRESS AVENUE · AUSTIN, TEXAS, 78701 · (512) 463-9734

Superintendent's Report

Borger ADA Comparison



	SEPT	OCT	NOV	DEC	JAN	FEB	MAR	APR	MAY
High School	95.57								
Champs	76.84								
Middle School	96.86								
Intermediate	97.20								
PBECC	97.12								
Crockett	97.32								
Gateway	96.86								

High School Champs Middle School Intermediate PBECC Crockett Gateway

SUPERINTENDENT'S REPORT

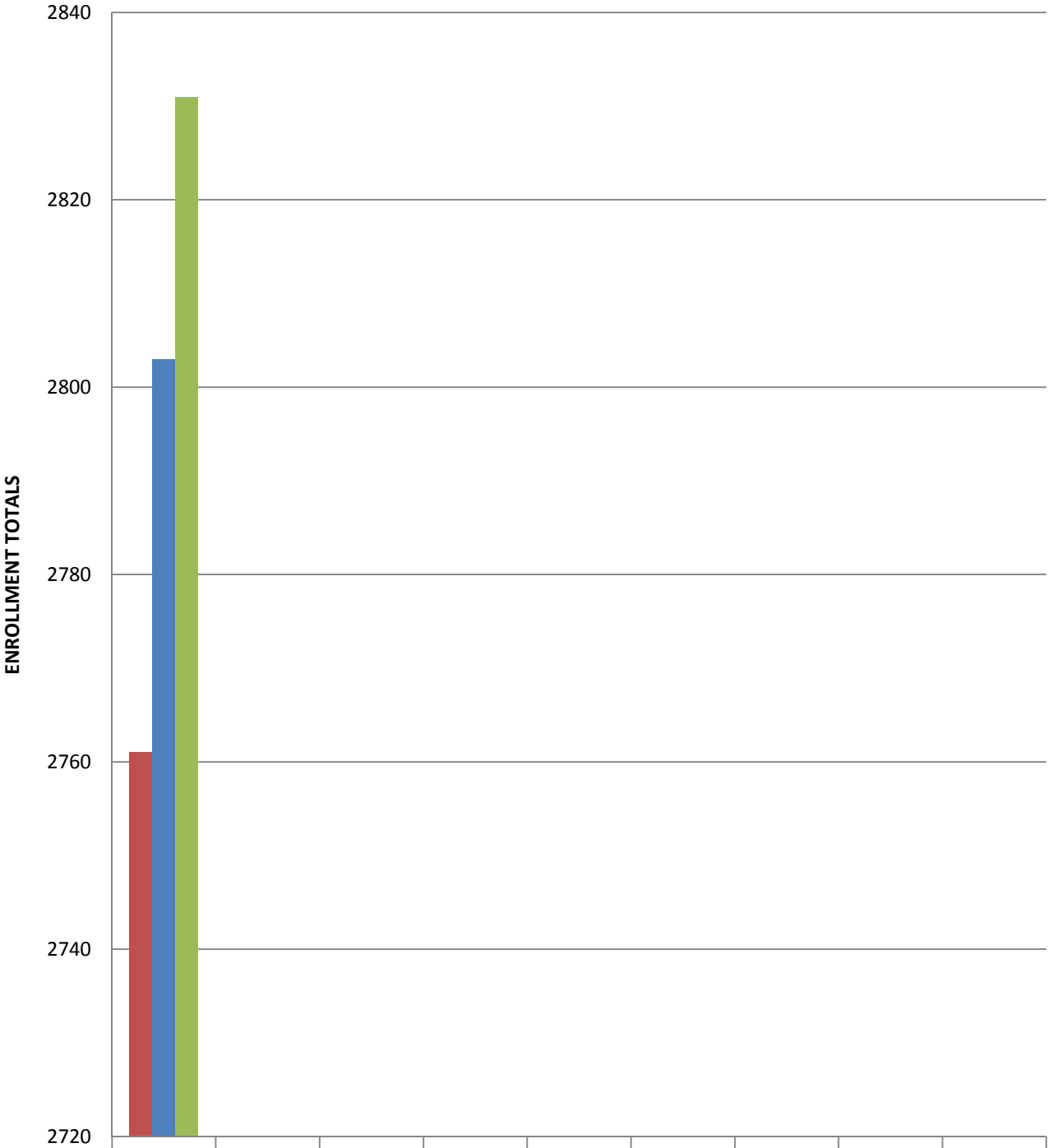
October 8, 2009

ENROLLMENT September 30, 2009											
CAMPUS	SP. ED.	PPCD	HS	PK	K	1ST	2ND	3RD	4TH	TOTAL	
PAUL BELTON	-	4	96	118	216	-	-	-	-	434	
Teachers	-	1	3	3	10	-	-	-	-	21†	
GATEWAY	0	-	-	-	-	198	196	-	-	394	
Teachers	1	-	-	-	-	10	10	-	-	31†	
CROCKETT	3	-	-	-	-	-	-	196	194	393	
Teachers	1	-	-	-	-	-	-	10	10	27†	
TOTAL ELEMENTARY	4	4	96	118	216	198	196	196	194	1221	
TOTAL # CLASSROOM TEACHERS	2	1	3	3	10	10	10	10	10	79	
CAMPUS			5 TH	6 TH	7 TH	8 TH	9 TH	10 TH	11 TH	12 TH	TOTAL
BORGER INTERMEDIATE			203								203
Teachers											15
BORGER MIDDLE				205	229	195	-	-	-	-	629
Teachers											50
BORGER HIGH							214	210	192	153	769
Teachers											64
CHAMPS											9
TOTAL SECONDARY			203	205	229	195	214	210	192	153	1,610 (+Champs)
TOTAL # CLASSROOM TEACHERS											128
*2 teachers are ½ time ** 2 - ½ day classes each † includes CEI, Music, P.E., Special Ed., Reading Recovery & Peak teachers											

ENROLLMENTS (Ending 2008-2009 school year, beginning 2009-2010 enrollment, prior and present month enrollment)

May 29, 2009 2,779
August 24, 2009 2,754
September 30, 2009 2,831

BISD ENROLLMENT COMPARISONS



	SEPT	OCT	NOV	DEC	JAN	FEB	MAR	APR	MAY
■ 2007-08	2761								
■ 2008-09	2803								
■ 2009-10	2831								

Superintendent's Report

TASB / TASA Convention Notes

D A T E S T O R E M E M B E R
Borger I.S.D.

Thursday, October 8, 2009	Board Meeting – Dinner at BHS Parent /Teacher Conference – 1-5
Tuesday, October 13, 2009	P.A.A.S.B.
Thursday, November 12,	November Board Meeting
Thursday, November 19	Legal Seminar
November 24 – 29 Tuesday November 24- early release	Thanksgiving Holidays
Thursday, December 10, 2009	December Board Meeting
December 19-January 3 Friday, December 18 – early release	Christmas Holidays

09/25/2009 13:38 FAX

+ BORGER

002/002



P.A.A.S.B.

PANHANDLE AREA ASSOCIATION OF SCHOOL BOARDS

Tuesday, October 13, 2009

Dinner at 6:30 p.m.

Meal courtesy of the law firm of

Purdue Brandon Fielder Collins & Mott

Meeting at 7:00 p.m.

Region 16 Education Service Center – Panhandle Conference Center

Program: "Post-Legislative + Update" – TASB Governmental Relations
 "Window on a Wider World" – Ali Tiegs, Exec. Dir., WOWW

Dues/Attendee Remittal

School District _____

- Remit PAASB dues only: \$50
- Remit PAASB dues and attendee charge for the school board & superintendent for 2009-10: \$290
- Remit dues and attendee charge for October 14, 2008 only:

Number attending _____ @ \$10 per attendee plus \$50 for PAASB dues = \$ _____

(The firm of Purdue Brandon Fielder Collins & Mott has generously offered to provide the meal for the PAASB meetings. At the January 25, 2007, PAASB meeting, members voted to continue the \$10 per attendee charge. The money will be used for additional scholarships to be awarded to schools for their students.)

Make checks payable to Region 16 ESC

Deadline: Friday, October 9, 2009

Please remit reservations form and payment to:

Region 16 Education Service Center
 Attn: Ray Cogburn – PAASB
 5800 Bell Street
 Amarillo, Texas 79109-6230

Or Fax Reservation Form To: 806/677-5103

2009-2010 Upcoming Meeting Dates

January 28, 2010

April 13, 2010



P.A.A.S.B.

PANHANDLE AREA ASSOCIATION OF SCHOOL BOARDS

Dear Panhandle Area School Boards,

I hope this finds all of you having a great beginning to the 2009-2010 school year. This is always an exciting time for students, parents, teachers, staff, administrators, and board members.

The Panhandle Area Association of School Boards is comprised of 63 school districts that have an average daily attendance of approximately 77,000 students and approximately 441 school board trustees. While our districts may vary in size and number of students, there is one thing that we all have in common. We have all sought public office in order to serve the best interests of the students of our districts. With the diversity of our area there are some problems that are unique to individual districts; however, for the most part we face many of the same problems. In order for the concerns of the Panhandle to be heard, I feel that it is important that, where possible, we speak with a united voice. The only way that we can develop a united voice is to talk with one another about our concerns. One of the venues for this communication is the Panhandle Area Association of School Boards.

I am honored to serve as your representative on the TASB Board of Directors. I invite and greatly need your input as we make decisions down state. I will do my best to represent every student and school district in our region but I can only do so if I have your input. Please contact me at any time (office - 806 665-0627, cell - 806 595-0800, email - leeporter@lejaninc.com).

Due to unforeseen circumstances, we do not have anyone serving in the office of vice president. I am therefore asking for a volunteer to fill this position. If you are interested, please contact me or Ray Cogburn (806-677-5075; ray.cogburn@esc16.net).

We are working to make the meetings worthwhile in the coming year and want your input for programs. Our goal is for you to leave each meeting better equipped to oversee your children's education. Please feel free to contact Ray Cogburn or me with any ideas or concerns.

This year's meetings are scheduled at Region 16 ESC in the Panhandle Conference Center as follows:

Tuesday, October 13, 2009	Meal: 6:30 p.m.	Meeting: 7:00 p.m.
Thursday, January 28, 2009	Meal: 6:30 p.m.	Meeting: 7:00 p.m.
Tuesday, April 13, 2009	Meal: 6:30 p.m.	Meeting: 7:00 p.m.

All meals will be provided courtesy of Perdue, Brandon, Fielder, Collins, & Mott.

Good luck with your school year, and I look forward to seeing many of you October 2-4 in Houston at the TASB/TASA Convention and at the Panhandle Area Association meetings throughout the year.

Sincerely,

Lee Porter, President
Panhandle Area Association of School Boards
Pampa ISD



Serving Texas Schools Since 1949

To: Superintendent Secretary
From: TASB Legal Services
Date: September 21, 2009
Subject: 2009-10 Legal Seminar Series

TASB Legal Services' annual Legal Seminars will be coming to a location near you. We know you are often the go-to person for registering board members and administrators, and we wanted to make sure you had the information necessary to quickly and conveniently register your district officials.

Included with this letter is a copy of the brochure the superintendent and board members received recently in the mail.

Fall 2009

Commerce	Nacogdoches	South Padre Island	Abilene	Amarillo	San Marcos
Nov. 10	Nov. 11	Nov. 13-14	Nov. 17	Nov. 19	Nov. 21

Winter 2010

El Paso (Fabens) Feb. 4 **Tyler Feb. 9**

We will be providing training for board members and administrators on the following topics:

- Firing Underperforming Employees
- Nepotism
- Board's Role in Purchasing
- Student Use of Technology
- Legal Update
- School Law Basics—*For New Board Members* (South Padre location only)**

Registration Information:

Fee: \$150 for full-day legal seminar

** additional \$50 if also registering for School Law Basics seminar on Friday, November 13

Registering On Line: Go to legal.tasb.org and choose "Legal Seminars" in the Training box on the right hand side. Registration can be greatly improved if you register through myTASB's Event Registration. Make sure you have a district purchase order or a credit card for payment. Registrations will not be processed without payment information.

Training Credit: This program offers 5 hours of TEA-approved school board member training credit. New board members attending the School Law Basics session on Friday, November 13, at South Padre Island can earn an additional 2.5 hours of continuing education credit. For board members who are also attorneys, we are seeking approval from the State Bar of Texas for 5 hours of Continuing Legal Education credit.

For more information, please call the TASB registrar at 800-580-8272, extension 2219.

Superintendent's Report

September 2009

SUBSTITUTE TEACHERS

Walker, Carrie

Walker, Martin

Wilson, Kimberly

White, Elizabeth

Borger ISD Decision Matrix for Fingerprint and Criminal History Checks

Type of Violation	VIOLATION Description	EMPLOYMENT STATUS New Hire	EMPLOYMENT STATUS Current Employee
SB 9 Prohibitions	<ul style="list-style-type: none"> ▪ Victim is a child or minor ▪ Title 5 felony ▪ Sex offender ▪ Serious crime 	No	Terminate
Convictions Non-reviewable by Borger ISD	<ul style="list-style-type: none"> ▪ Victim - any age ▪ Title 5 Felony ▪ Sex offender ▪ Serious crime 	No	Terminate – may be excepted if adjudication was more than 30 years ago
Felony Conviction 1 st degree	<ul style="list-style-type: none"> ▪ 1st degree felony (TX Penal Code) 	No	Terminate – may be excepted if adjudication was more than 30 years ago
Felony conviction 2 nd degree 3 rd degree	<ul style="list-style-type: none"> ▪ 2nd, 3rd degree felony (TX Penal Code) 	No	Terminate – may be excepted if adjudication was more than 20 years ago
Misdemeanor Conviction Class A Class B	<ul style="list-style-type: none"> ▪ Class A, Class B (TX Penal Code) 	Not Likely	Terminate – may be excepted if adjudication was more than 10 years ago
Misdemeanor Conviction Class C	<ul style="list-style-type: none"> ▪ Class C (TX Penal Code) 	Less than 5 years, reviewable by Asst. Superintendent of Human Resources	Less than 5 years, reviewable by Asst. Superintendent of Human Resources

Superintendent's Report

Pandemic Flu Information

Consideration Action



MW Builders of Texas, Inc.

September 29, 2009

Clifton L. Stephens
Borger Independent School District
200 E. Ninth
Borger, Texas 79007

RE: Borger ISD Girls Soccer Dressing Room

Dear Mr. Stephens:

This letter shall serve as our proposal for the construction of Borger ISD's Girls Soccer Dressing Room, as per the drawings from WM. Larry Franks.

MW Builders of Texas, Inc. proposes a lump sum contract in the amount of \$302,937.00.

Please contact us if you have any questions about this proposal, or would like to discuss any possible Value Engineering opportunities.

Respectfully,
MW Builders of Texas, Inc.

Jason M. Crunk
Project Manager

Cc: Tim Chadwick – MW Builders of Texas, Inc.
Greg Herriott – MW Builders of Texas, Inc.
Todd Winnerman – MW Builders of Texas, Inc.

**MINUTES OF REGULAR MEETING
BOARD OF TRUSTEES
BORGER INDEPENDENT SCHOOL DISTRICT**

September 10, 2009

MEMBERS PRESENT Mrs. Elaine Feese, Mr. Johnny Rusten (7:12 p.m.), Mr. Robert Bradley, Mr. David Brandon, Mr. Todd Harris, Mr. Gary Schneck, and Mrs. Charlotte Williams

MEMBERS ABSENT None

OTHERS PRESENT Superintendent Clifton Stephens, Assistant Superintendent Linda Rotramel, Business Manager Faye Hooper, HAC SSA Director Patti Brown, Director of Technology Dewey De Loe, Transportation Director Kenneth Coleman, Environment Services Director Tim Sudbrink, Principals Tony McCarthy, Randy Hatfield, Jayson Hataway, Kenneth Rosser, BCTA Representative, Debbie Maxwell, and Borger News Herald Representative Michelle Berry.

VISITORS Allan Wolf, PSC Project Manager

CALL TO ORDER Mrs. Feese, President of the Board, called the meeting of the Borger Independent School District Board of Trustees to order at 7:00 p.m. in the Administrative Center Board Room. "Let the record show that a quorum of board members is present, that the meeting has been duly called, and that notice of this meeting has been posted in accordance with the Texas Open Meetings Act, Texas Government Code Chapter 551."

The Pledge of Allegiance was given.

President Feese extended a cordial welcome to those present.

OPEN FORUM No one appeared for the Open Forum.

SUPERINTENDENT'S REPORT

ENROLLMENT Mr. Stephens shared enrollment figures for the first month of school. Mr. Stephens thanks community groups and businesses for donating school supplies to all the schools. Groups and businesses included Trinity Lutheran Church, Golden Plains Community Hospital, Edward Jones, and Accolade Home Health Care /26:12

MONTHLY REPORTS
Transfer/Retention Reports Linda Rotramel, Assistant Superintendent Personnel/Curriculum gave the Retention and Transfer Report for 2008-2009 school year. Preliminary 2009 figures were given.

(ATTACH INTO MINUTE BOOK)

H1N1 UPDATE Mrs. Rotramel shared information regarding the H1N1 Flu information.

TEA FINGERPRINTING INFORMATION Mrs. Rotramel gave information about the TEA Fingerprinting Rules and the district responsibilities on the new fingerprinting rules for districts.

TASA/TASB CONVENTION Mr. Stephens shared the plans for the TASA/TASB Convention, October 1-4, 2009.

REVIEWED UPCOMING DATES

Important dates were reviewed

TRANSPORTATION – FUELING COSTS/ FUELING STATION

Transportation Director, Kenneth Coleman reviewed the transportation fueling costs and information regarding fueling station options for the district.

PERSONNEL

Resignations None

Employment None

Substitutes to Review

Lori Alexander	April Anderson	Desy Barraza	Mindy Browder	Vicki Bush
Cindy Cook	Richard Divis	Chloe Head	Alicia Holsey	Lauren Huffman
Vanessa Jones	Lori May	Shelly McKee	Kena Mitchell	
Stephanie McLoughlin	Brenna Muscatell		Zachary Ormsby	Joan Phelps
Latisha Scott	Tiffany Taylor	Mindy Tindall	Corrie West	

FACILITIES UPDATE

Allan Wolf, Parkhill, Smith & Cooper gave an update on the Construction Projects in the district.

NEW BUSINESS FOR ACTION

APPROVED CCR HS 025

It was moved by Mr. Brandon, seconded by Mrs. Williams and carried unanimously to approve CCR HS-25 in the amount of \$27,069.00 as recommended by the administration.

(ATTACH INTO MINUTE BOOK)

APPROVED CCR MS 040

It was moved by Mr. Schneck, seconded by Mr. Harris and carried unanimously to approve the CCR – MS 040 in the amount of \$51,502.00.

(ATTACH INTO MINUTE BOOK)

APPROVE CONTINGENCY REQUEST FOR BORGER MIDDLE SCHOOL

It was moved by Mr. Schneck, seconded by Mr. Brandon and carried unanimously to authorize the contingency request for Borger Middle School. This request moves the leftover contingency monies (\$23,000) from Paul Belton E.C.C. to Borger Middle School Contingency Account. Mr. Wolfe from PSC stated that all warranty items have been completed and this money is not needed at Paul Belton E.C.C.

(ATTACH INTO MINUTE BOOK)

CLOSED SESSION CALLED AT – 7:58 PM

Mrs. Feese moved that the Board adjourn into an executive session pursuant to the Subchapters D and E of the Texas Open Meeting Act: 551. 074. Discussing Personnel. The motion, seconded by Mr. Brandon carried unanimously.

**REGULAR
SESSION RECONVENED
AT 8:58 P.M.**

President Feese announced no action was taken.

CONSENT AGENDA

It was moved by Mr. Bradley, seconded by Mr. Rusten and carried unanimously to approve the consent agenda, as recommended by the administration. The following items were approved.

1. Minutes of Regular Meeting August 13, 2009
2. Minutes of Special Meeting August 27, 2009
3. August 2009 Payroll – \$1,466,670.43
4. August 2009 Disbursements - \$296,181.24
Capital Projects –\$2,465,265.54
5. Donations – None

**INTERLOCAL
AGREEMENT
REGARDING
SCHOOL RESOURCE
OFFICERS WITH THE
CITY OF BORGER**

No Action

**FINANCIAL
REPORTS**

Each member of the Board received a copy of the financial statements submitted by the Finance Department.

Ms. Faye Hooper, Borger I.S.D. Business Manager reviewed the financial statements.

Bank Balances

Copies of a report on school funds for the month that ended August 31, 2009 were submitted by the Finance Department. Bank balances were as follows:

**BORGER I.S.D.
BANK BALANCES
As of August 31, 2009**

GENERAL OPERATING	\$ 396,774.12
WORKER'S COMP/BENEFITS	17,462.45
TRS CARE, HEALTH INSURANCE CLAIMS	<u>2,221.67</u>
TOTAL	\$ 416,458.24

Tax Collections

A report on tax collections for the period ending August 31, 2009 as submitted by the Appraisal District.

(ATTACH COPY OF REPORT INTO MINUTE BOOK)

**FUTURE AGENDA
ITEMS**

Appraisal District Nominations, School Board Convention

ADJOURNMENT

There being no further business President Feese declared the meeting adjourned at 9:12 p.m.

DONATIONS

Family of Jarrod Florer	\$2000.00	Borger ISD Libraries	Books in Print
BHS Class of 1950	\$500.00	Borger ISD	BISD Honor Wall
BHS Football Program	\$3000.00	Football Booster Club	Equipment
BHS Football Program	\$3000.00	Football Booster Club	Equipment
BHS Softball Program	\$3000.00	Conoco Phillips	Softball Program
Volleyball Program	\$756.00	Volleyball Booster Club	Equipment
Volleyball Program	\$500.00	Volleyball Booster Club	Equipment
High School Baseball Program	\$4389.00	BHS Booster Club	Baseball Program

Borger Elementary Media Center

401 Tristram St.
Borger, Texas 79007
806-273-1058

October 08, 2009

Mr. Cliff Stephens, Superintendent
Borger ISD Board of Trustees
P.O. Box 1177
Borger, TX 79007

Dear Mr. Stephens and Trustees:

It is my request that you accept the very generous donation of \$2,000 from Karla Florer in remembrance of her son, Jarrod Ryan. This is the 2nd year that the family has made a donation to the library in his honor. Jarrod, who was an avid reader, passed away at the young age of 26. He attended Crockett Elementary, Borger Middle School, and was a graduate of Borger High School. Because of his love of reading, his family decided to make annual donations to the elementary library and this one time donation to the middle school and high school libraries so that other children can also foster their love of reading.

The donor has requested that the money be spent for books in print for the elementary, middle school and high school library. The donor has approved a suggested list of titles to purchase with this donation.

Thank you for your consideration of this donation.

Sincerely,



Kim Garcia
Elementary Library Coordinator, Borger I.S.D.

BORGER INDEPENDENT SCHOOL DISTRICT

Clifton L. Stephens ~ Superintendent

200 East Ninth, Borger, TX 79007

806 273-6481

Fax 806 273-1066

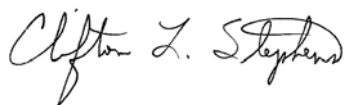
October 5, 2009

Borger Independent School District
Board of Trustees
200 East Ninth
Borger, Texas 79007

Dear Board of Trustees,

I recommend we accept the \$500.00 donation from the BHS Class of 1950. This \$500.00 will go towards the cost of the Borger I.S.D. Honor Wall.

Sincerely,



Clifton L. Stephens
Superintendent
Borger I.S.D.

BORGER BULLDOGS



BORGER INDEPENDENT SCHOOL DISTRICT
Department of Athletics
600 West First
Borger, Texas 79007

- *BASEBALL
- *BASKETBALL
- *CROSS COUNTRY
- *FOOTBALL
- *GOLF
- *SOCCER
- *SOFTBALL
- *TENNIS
- *TRACK
- *VOLLEYBALL
- *WRESTLING

Athletic Office
Phone (806) 273-1033
Fax (806) 273-1018

September 2, 2009

Mr. Clifton L. Stephens, Superintendent
Borger ISD Board of Trustees
P. O. Box 1177
Borger, Texas 79008

Dear Mr. Stephens and Trustees:

I recommend we accept a gift of \$3,000.00 from the Football Booster Club. This money is for equipment for the High School Football program.

Sincerely,

A handwritten signature in blue ink that reads "Rusty Purser".

Rusty Purser,
Athletic Director/Head Football Coach
Borger I.S.D.

RP/gb

BORGER BULLDOGS



Athletic Office
Phone (806) 273-1033
Fax (806) 273-1018

BORGER INDEPENDENT SCHOOL DISTRICT
Department of Athletics
600 West First
Borger, Texas 79007

- *BASEBALL
- *BASKETBALL
- *CROSS COUNTRY
- *FOOTBALL
- *GOLF
- *SOCCER
- *SOFTBALL
- *TENNIS
- *TRACK
- *VOLLEYBALL
- *WRESTLING

September 2, 2009

Mr. Clifton L. Stephens, Superintendent
Borger ISD Board of Trustees
P. O. Box 1177
Borger, Texas 79008

Dear Mr. Stephens and Trustees:

I recommend we accept a gift of \$3,000.00 from the Football Booster Club. This money is for equipment for the High School Football program.

Sincerely,

Rusty Purser
Athletic Director
Borger I.S.D.

RP/gb

BORGER BULLDOGS



Athletic Office
Phone (806) 273-1033
Fax (806) 273-1018

BORGER INDEPENDENT SCHOOL DISTRICT
Department of Athletics
600 West First
Borger, Texas 79007

*BASEBALL
*BASKETBALL
*CROSS COUNTRY
*FOOTBALL
*GOLF
*SOCCER
*SOFTBALL
*TENNIS
*TRACK
*VOLLEYBALL
*WRESTLING

September 17, 2009

Mr. Clifton L. Stephens, Superintendent
Borger ISD Board of Trustees
P. O. Box 1177
Borger, Texas 79008

Dear Mr. Stephens and Trustees:

I recommend we accept a gift of \$3,000.00 from ConocoPhillips. This money is for the High School Softball program.

Sincerely,

A handwritten signature in blue ink that reads "Rusty Purser".

Rusty Purser,
Athletic Director

RP/gb

BORGER BULLDOGS



Athletic Office
Phone (806) 273-1033
Fax (806) 273-1018

BORGER INDEPENDENT SCHOOL DISTRICT
Department of Athletics
600 West First
Borger, Texas 79007

*BASEBALL
*BASKETBALL
*CROSS COUNTRY
*FOOTBALL
*GOLF
*SOCCER
*SOFTBALL
*TENNIS
*TRACK
*VOLLEYBALL
*WRESTLING

September 22, 2009

Mr. Clifton L. Stephens, Superintendent
Borger ISD Board of Trustees
P. O. Box 1177
Borger, Texas 79008

Dear Mr. Stephens and Trustees:

I recommend we accept a gift of \$756.00 from the Volleyball Booster Club. This money is for equipment for the High School Volleyball program.

Sincerely,

Rusty Purser,
Athletic Director/Head Football Coach
Borger I.S.D.

RP/gb

BORGER BULLDOGS



Athletic Office
Phone (806) 273-1033
Fax (806) 273-1018

BORGER INDEPENDENT SCHOOL DISTRICT
Department of Athletics
600 West First
Borger, Texas 79007

*BASEBALL
*BASKETBALL
*CROSS COUNTRY
*FOOTBALL
*GOLF
*SOCCER
*SOFTBALL
*TENNIS
*TRACK
*VOLLEYBALL
*WRESTLING

September 22, 2009

Mr. Clifton L. Stephens, Superintendent
Borger ISD Board of Trustees
P. O. Box 1177
Borger, Texas 79008

Dear Mr. Stephens and Trustees:

I recommend we accept a gift of \$500.00 from the Volleyball Booster Club. This money is for equipment for the High School Volleyball program.

Sincerely,

Rusty Purser,
Athletic Director/Head Football Coach
Borger I.S.D.

RP/gb

BORGER BULLDOGS



BORGER INDEPENDENT SCHOOL DISTRICT
Department of Athletics
600 West First
Borger, Texas 79007

Athletic Office
Phone (806) 273-1033
Fax (806) 273-1018

*BASEBALL
*BASKETBALL
*CROSS COUNTRY
*FOOTBALL
*GOLF
*SOCCER
*SOFTBALL
*TENNIS
*TRACK
*VOLLEYBALL
*WRESTLING

September 23, 2009

Mr. Clifton L. Stephens, Superintendent
Borger ISD Board of Trustees
P. O. Box 1177
Borger, Texas 79008

Dear Mr. Stephens and Trustees:

I recommend we accept a gift of \$4,389.00 from the Borger High School Baseball Booster Club. This money is for the High School Baseball program.

Sincerely,

A handwritten signature in cursive script that reads "Rusty Purser".

Rusty Purser,
Athletic Director

RP/gb

Borger Independent School District

September 30, 2009

Borger ISD Payroll	\$ 1,536,981.22
--------------------	-----------------

BORGER ISD CAPITAL PROJECT CHECK REGISTER
September 30, 2009

CHECK #	DATE	VENDOR	AMOUNT
351	09/10/09	AT&T	983.30
352	09/10/09	SCOTTCO MECHANICAL CONTR	936.00
353	09/18/09	MW BUILDERS OF TEXAS	1,656,490.00
354	09/23/09	WILLIAM LARRY FRANKS	<u>3,450.00</u>
		TOTAL	1,661,859.30

BORGER ISD CHECK REGISTER SEPTEMBER 2009

CHECK #	DATE	VENDOR	AMOUNT
43701	09/01/09	CATHRYN FERN PESCH	150.00
43702	09/09/09	TX DEPT OF LICENSING & REGULATI	60.00
43703	09/09/09	AIRGAS SOUTHWEST INC	26.79
43704	09/09/09	ALLTEL/VERIZON WIRELESS	139.31
43705	09/09/09	AMARILLO CHAPTER, TASO-FOOTBA	125.00
43706	09/09/09	AMARILLO FIRE & SAFETY	925.65
43707	09/09/09	AMECO	100.00
43708	09/09/09	ASCD	79.00
43709	09/09/09	AT&T	35.95
43710	09/09/09	GILBERT BARNES	147.00
43711	09/09/09	RHONDA K BATTERMAN	48.11
43712	09/09/09	BLUE BELL CREAMERIES L P	332.28
43713	09/09/09	MICHAEL BOOK	50.00
43714	09/09/09	LARRY BOYER	60.50
43715	09/09/09	PATTI D BROWN	175.06
43716	09/09/09	ABBIE CANO	40.00
43717	09/09/09	ALTON CARPENTER	520.00
43718	09/09/09	CROSSCUT MOWING/A COFFEY	540.00
43719	09/09/09	CTN EDUCATIONAL SERVICES	80.00
43720	09/09/09	CULLIGAN WATER CONDITIONING	17.50
43721	09/09/09	SUZANNE DUVALL	1810.00
43722	09/09/09	DYNA SYSTEMS	126.93
43723	09/09/09	ELECTRIC CITY PRINTING	114.17
43724	09/09/09	ELEVATOR INSPECTION OF TX LLC	1140.00
43725	09/09/09	ELLIOTT ELECTRIC SUPPLY	331.81
43726	09/09/09	ERIC ENRIQUEZ	50.00
43727	09/09/09	GERALDS OFFICE PRODUCTS	VOID
43728	09/09/09	GERALDS OFFICE PRODUCTS	1182.50
43729	09/09/09	DARYL GOIN	80.00
43730	09/09/09	GRAYBAR ELECTRIC CO INC	1307.55
43731	09/09/09	H&H PRINTING, ETC	1891.32
43732	09/09/09	NADINE HADLEY	70.00
43733	09/09/09	HAGAR RESTAURANT SERVICE	90.63
43734	09/09/09	DORA HANEY	VOID
43735	09/09/09	HATHAWAY INDUSTRIES LLP	135.60
43736	09/09/09	HOME ELEVATOR	449.35
43737	09/09/09	ASA A HOWARD	85.50
43738	09/09/09	HS ACTIVITY FUND VARSITY C/LDRS	95.97
43739	09/09/09	JERRYS PLUMBING INC	1136.80
43740	09/09/09	GE JONES ELECTRIC CO	91.67
43741	09/09/09	L B WELDING	1976.00
43742	09/09/09	LABATT FOOD SERVICE	21594.65
43743	09/09/09	M & M AUTO PARTS	2.89
43744	09/09/09	RAVEN KELSEY MARTINEZ	50.00
43745	09/09/09	MASTER E NETWORKS	3180.00
43746	09/09/09	JANE KNOX MATHIS	41.68
43747	09/09/09	JEREMIAH ANTHONY MCCARTHY	1052.00
43748	09/09/09	ALLISON E MCWILLIAMS	82.62
43749	09/09/09	MESSAGE MAKERS	13.65

43750	09/09/09	MILLER PAPER CO	2484.68
43751	09/09/09	MARIE MONGOLD	35.00
43752	09/09/09	MORRISON SUPPLY COMPANY	1801.90
43753	09/09/09	MORTON LUMBER CO	2684.73
43754	09/09/09	MR TREAT	240.84
43755	09/09/09	MUNICIPAL SERVICES BUREAU	10.20
43756	09/09/09	O REILLY AUTOMOTIVE INC	4.98
43757	09/09/09	PAC AND MAIL	708.64
43758	09/09/09	PAMPA ISD	125.00
43759	09/09/09	PANHANDLE JH ATHL LEAGUE	275.00
43760	09/09/09	PARSLEYS ROOFING INC	280.00
43761	09/09/09	TERRI L PEPPER	75.00
43762	09/09/09	PEST MANAGEMENT SERVICES	1040.00
43763	09/09/09	RENEE PHILLIPS	160.15
43764	09/09/09	JEFFREY L PINKERTON	54.00
43765	09/09/09	PLAINS DAIRY	2069.76
43766	09/09/09	POPULAR SUPPLY	365.21
43767	09/09/09	WESTAIR PRAXAIR DIST INC	36.26
43768	09/09/09	WHITNEY DRAKE PURCELL	112.00
43769	09/09/09	J RUSSELL PURSER	305.75
43770	09/09/09	NICOLE G PURSER	152.29
43771	09/09/09	RICOH AMERICAS CORPORATION	10247.48
43772	09/09/09	RIVER ROAD ISD	150.00
43773	09/09/09	SARA LEE FOOD & BEVERAGE	497.70
43774	09/09/09	THE SECURITY COMPANY	450.00
43775	09/09/09	TRACY SHERMAN	80.00
43776	09/09/09	SUMMITT SUPPLY	VOID
43777	09/09/09	SUNGARD PENTAMATION	3716.15
43778	09/09/09	TASA	297.00
43779	09/09/09	TASC	70.00
43780	09/09/09	TEXAS FORENSIC ASSOC	135.00
43781	09/09/09	TEXAS GAS SERVICE	1028.66
43782	09/09/09	TREX EQUIPMENT CO	621.66
43783	09/09/09	UNITED REFRIGERATION INC	1045.50
43784	09/09/09	UNITED SUPERMARKET	90.90
43785	09/09/09	LINDA SUE WASHER	10.00
43786	09/09/09	THE WATER STORE	10.50
43787	09/09/09	WEST TEXAS A & M UNIV	40.00
43788	09/09/09	WEST TEXAS GOLF CARTS	128.90
43789	09/09/09	TRACY WESTON	77.00
43790	09/09/09	PATON WILLIS	80.00
43791	09/09/09	WOODYS GLASS CO	2382.79
43792	09/09/09	WRANGLER CONSTRUCTION CO	650.00
43793	09/09/09	XCEL ENERGY	58.31
43794	09/09/09	LESLIE C YOUNG	355.00
43795	09/09/09	AMY J BLANSETT	58.04
43796	09/09/09	BROWNS FLOWERS	61.50
43797	09/09/09	CUSTOM FOOD GROUP	169.20
43798	09/09/09	FLEMING APPLIANCE & FURNITURE	349.95
43799	09/09/09	SARAH E GABALDON	143.64
43800	09/09/09	HOT SHOTS PHOTOGRAPHY	50.00
43801	09/09/09	SCOTT JORDAN	90.00

43802	09/09/09	K & S ENGRAVING	120.60
43803	09/09/09	MINTONS FLOWERS	80.00
43804	09/09/09	MORTON LUMBER CO	15.46
43805	09/09/09	DOROTHY J OWEN	70.03
43806	09/09/09	PIZZA DUO	42.50
43807	09/09/09	PLAZA RESTAURANT	107.25
43808	09/09/09	UNITED SUPERMARKET	147.50
43809	09/09/09	THE WATER STORE	6.30
43810	09/09/09	TERRY WEBSTER	90.00
43811	09/09/09	WOODYS GLASS CO	646.18
43812	09/09/09	DORA HANEY	35.00
43813	09/09/09	DAMON HARVEY	85.50
43814	09/10/09	J RUSSELL PURSER	516.00
43815	09/10/09	REGION XVI ED SVC CENTER	125.00
43816	09/10/09	SLEEK CORP	405.00
43817	09/10/09	SUMMIT PROFESSIONAL EDUCATION	60.00
43818	09/10/09	RENAISSANCE LEARNING INC	149.00
43819	09/15/09	A & D BOOKSTORE & SUPPLY	80.52
43820	09/15/09	A & E HOME VIDEO	128.70
43821	09/15/09	ACP DIRECT	163.35
43822	09/15/09	ATHLETIC SUPPLY IN	1000.00
43823	09/15/09	CALLOWAY HOUSE	212.78
43824	09/15/09	CAPROCK PRESS	250.00
43825	09/15/09	CDW G	VOID
43826	09/15/09	CDW G	116153.27
43827	09/15/09	CHARACTER DEVELOPMENT GROUF	540.68
43828	09/15/09	CLASSROOMDIRECT	168.74
43829	09/15/09	CLELL WADE COACHES DIR	70.30
43830	09/15/09	CORNERSTONE LEADERSHIP INST	2147.00
43831	09/15/09	CHERYL COX EDUC CONSULTANT	110.93
43832	09/15/09	CULTURAL ASSISTANCE	84.84
43833	09/15/09	D & H DISTRIBUTING	6195.00
43834	09/15/09	DATA PROJECTIONS INC	29213.00
43835	09/15/09	EDUCATIONAL RECORD CENT	103.37
43836	09/15/09	FLINN SCIENTIFIC INC	1285.02
43837	09/15/09	FLORIDA MICRO LLC	56199.80
43838	09/15/09	FOLLETT SOFTWARE COMPANY	6758.68
43839	09/15/09	GERALDS OFFICE PRODUCTS	VOID
43840	09/15/09	GERALDS OFFICE PRODUCTS	5260.81
43841	09/15/09	GEYER INSTRUCTIONAL AIDS	112.70
43842	09/15/09	GOODMAN ENGRAVING	3237.50
43843	09/15/09	GOPHER LEARNING	765.72
43844	09/15/09	H&H PRINTING, ETC	313.00
43845	09/15/09	MOLLY HAWKINS HOUSE	934.78
43846	09/15/09	HAWTHORNE EDUCATIONAL SERV II	270.22
43847	09/15/09	HAYES SOFTWARE SYSTEMS	11000.00
43848	09/15/09	HEALY AWARDS	305.89
43849	09/15/09	KIMBO EDUCATIONAL	171.60
43850	09/15/09	LAKESHORE LEARNING MATERIALS`	3089.27
43851	09/15/09	LEGO EDUCATION	1055.34
43852	09/15/09	LIBRARY VIDEO CO	149.59
43853	09/15/09	LINGUI SYSTEMS	108.80

43854	09/15/09	LONE STAR LEARNING	134.39
43855	09/15/09	LYONS	434.85
43856	09/15/09	WILLIAM V MACGILL & CO	497.58
43857	09/15/09	WILLIAM V MACGILL & CO	311.45
43858	09/15/09	MARI, INC	380.49
43859	09/15/09	MARSH FILM ENTERPRISES INC	164.95
43860	09/15/09	MATH WARM-UPS.COM	225.00
43861	09/15/09	MCGRAW HILL	1841.56
43862	09/15/09	MIGUELS COPIER REPAIR	11636.32
43863	09/15/09	MUSIC IN MOTION INC	373.92
43864	09/15/09	MUSIC TREASURES CO	138.63
43865	09/15/09	NASCO	1101.15
43866	09/15/09	NATL CTR OF CONST STUDIES	30.00
43867	09/15/09	NCS PEARSON	14400.00
43868	09/15/09	ORIENTAL TRADING CO INC	537.04
43869	09/15/09	PAPER DIRECT	248.79
43870	09/15/09	PRINT SOLUTIONS	518.25
43871	09/15/09	QUILL CORPORATION	838.00
43872	09/15/09	REALLY GOOD STUFF INC	336.15
43873	09/15/09	RELIABLE CORPORATION	115.29
43874	09/15/09	REMEDIA PUBL INC	120.98
43875	09/15/09	RESOURCES FOR EDUCATORS	198.00
43876	09/15/09	SADDLEBACK EDUCATIONAL	104.38
43877	09/15/09	SAX ARTS & CRAFTS	45.12
43878	09/15/09	SCHOLASTIC INC	1239.77
43879	09/15/09	SCHOOL SPECIALTY SUPPLY	1154.06
43880	09/15/09	SCHOOLMASTER SCIENCE	871.02
43881	09/15/09	SEDL	47.00
43882	09/15/09	STEVE SPANGLER SCIENCE	342.98
43883	09/15/09	SPECIALTY PRESS INC	51.50
43884	09/15/09	STOELTING CO	947.24
43885	09/15/09	SUPER DUPER SCHOOL CO	443.95
43886	09/15/09	TEACHER CREATED RESOURCES	48.44
43887	09/15/09	TEACHER DIRECT	1062.33
43888	09/15/09	TEACHERS DISCOUNT	75.09
43889	09/15/09	TEACHERS DISCOVERY	731.04
43890	09/15/09	GINGER TUCKER	357.50
43891	09/15/09	U S GAMES	285.17
43892	09/15/09	UNITED SUPERMARKET	118.26
43893	09/15/09	USI INC	51.14
43894	09/15/09	WALMART	106.64
43895	09/15/09	WHYTRY INC	787.00
43896	09/15/09	WOLVERINE SPORTS SUPPLY	99.18
43897	09/15/09	YOUTHLIGHT INC	96.63
43898	09/15/09	ZOLL MEDICAL CORPORATION GPO	122.20
43899	09/15/09	GERALDS OFFICE PRODUCTS	82.85
43900	09/15/09	H&H PRINTING, ETC	90.00
43901	09/15/09	UNITED SUPERMARKET	217.19
43902	09/15/09	WALMART	16.29
43903	09/15/09	WALMART	182.85
43904	09/16/09	A & E HOME VIDEO	222.55
43905	09/16/09	JASON ADKINS	25.00

43906	09/16/09	AIRGAS SOUTHWEST INC	14.67
43907	09/16/09	ARBOR SCIENTIFIC	345.53
43908	09/16/09	AT&T	4601.27
43909	09/16/09	AUDIO VIDEO CORP	3520.11
43910	09/16/09	CIM BAKER	800.00
43911	09/16/09	JACK BARBER	107.45
43912	09/16/09	BILL BEATTY INSURANCE	400.00
43913	09/16/09	SUSAN L BLACKWELL	92.34
43914	09/16/09	BLUE BELL CREAMERIES L P	455.20
43915	09/16/09	BOOKBINDING & LAMINATING UNLIM	129.50
43916	09/16/09	BART BOREN	30.00
43917	09/16/09	BORGER NEWS HERALD	395.28
43918	09/16/09	RODNEY BRINKLEY	80.00
43919	09/16/09	BROWNS FLOWERS	45.00
43920	09/16/09	CALLOWAY HOUSE	310.70
43921	09/16/09	CAROLINA BIOLOGICAL	315.40
43922	09/16/09	ALTON CARPENTER	2280.00
43923	09/16/09	CHANNING L BETE CO INC	81.85
43924	09/16/09	CHILDRENS REHABILITATION CTR	7192.28
43925	09/16/09	CITY OF BORGER	193.35
43926	09/16/09	CLARKE TECHNOLOGY	1437.80
43927	09/16/09	CLAUDE ISD	55852.00
43928	09/16/09	EVELYN KAY COFFMAN	25.00
43929	09/16/09	COVERMASTER INC	2938.00
43930	09/16/09	CROSSCUT MOWING/A COFFEY	540.00
43931	09/16/09	CROWN SUPPLY	26.95
43932	09/16/09	CULLIGAN WATER CONDITIONING	17.00
43933	09/16/09	TIM CUMMINS	85.00
43934	09/16/09	MATT DEAN	360.00
43935	09/16/09	DIAMOND BUSINESS SERVICE INC	2746.50
43936	09/16/09	DUMAS ISD	7549.48
43937	09/16/09	ECS LEARNING SYSTEMS INC	68.93
43938	09/16/09	EDUCATIONAL INOVATIONS	60.45
43939	09/16/09	ROGER EDWARDS	330.00
43940	09/16/09	ELLIOTT ELECTRIC SUPPLY	221.87
43941	09/16/09	EQUITY CENTER	2660.00
43942	09/16/09	ESPED.COM INC	59522.16
43943	09/16/09	KEVIN FARMER	30.00
43944	09/16/09	FEDEX KINKOS	882.00
43945	09/16/09	FROGUTS INC	308.00
43946	09/16/09	FRONTLINE PLACEMENT TECH	8650.00
43947	09/16/09	CECILIA KATHLEEN GALLOWAY	34.02
43948	09/16/09	GERALDS OFFICE PRODUCTS	180.01
43949	09/16/09	MARCUS GONZALES	201.50
43950	09/16/09	RICKEY GONZALES	125.00
43951	09/16/09	GOPHER S SPORTS EQUIPMENT	332.06
43952	09/16/09	JORGE GRANADOS	135.10
43953	09/16/09	LYNNA GRAY	25.00
43954	09/16/09	ALICE GUNTER DBA LAWNSALOT	2330.00
43955	09/16/09	JOHNNY GUNTER	25.00
43956	09/16/09	H&H PRINTING, ETC	17.50
43957	09/16/09	NADINE HADLEY	85.00

43958	09/16/09	DORA HANEY	60.00
43959	09/16/09	BRANDY HEBERT	51.52
43960	09/16/09	ALESSA HERBER	90.00
43961	09/16/09	LESLIE HERBER	221.00
43962	09/16/09	LUCILLE HORST	149.50
43963	09/16/09	HOST EQUIPMENT LTD	2450.00
43964	09/16/09	INOVA CENTER	9800.00
43965	09/16/09	JERRYS PLUMBING INC	321.00
43966	09/16/09	PHILLIP S KEEN	25.00
43967	09/16/09	KNOX CO	327.00
43968	09/16/09	LABATT FOOD SERVICE	21393.03
43969	09/16/09	LAKESHORE LEARNING MATERIALS`	1524.02
43970	09/16/09	JERRY LAWLIS	85.00
43971	09/16/09	LEARNING ZONE EXPRESS	87.90
43972	09/16/09	WILLIAM V MACGILL & CO	131.86
43973	09/16/09	CARLENE MARAK/MARABIZ	310.00
43974	09/16/09	CAPRICE MAYHEW	85.00
43975	09/16/09	MICKEY MCCALL	85.00
43976	09/16/09	JUSTIN MCGILL	30.00
43977	09/16/09	RANDY MEEK	25.00
43978	09/16/09	MICRO SPED	500.00
43979	09/16/09	MILLER PAPER CO	765.37
43980	09/16/09	MARIE MONGOLD	60.00
43981	09/16/09	MORRISON SUPPLY COMPANY	22.44
43982	09/16/09	MOVIE LICENSING USA	352.50
43983	09/16/09	MR TREAT	646.68
43984	09/16/09	NASCO	2269.24
43985	09/16/09	NURSES AID SCH HEALTH S/WARE	750.00
43986	09/16/09	RENNAYE O HAIR	60.00
43987	09/16/09	EARL OSTEEN	30.00
43988	09/16/09	PAC AND MAIL	272.80
43989	09/16/09	PANHANDLE ISD	111540.00
43990	09/16/09	PANHANDLE SCHOOL LEADERS	20.00
43991	09/16/09	PAO ENTERPRISES	390.00
43992	09/16/09	PAPER 101	20319.60
43993	09/16/09	DEBORAH A PARSLEY	111.78
43994	09/16/09	PCI EDUCATIONAL PUBLISHING	80.44
43995	09/16/09	PEST MANAGEMENT SERVICES	2172.50
43996	09/16/09	RENEE PHILLIPS	63.20
43997	09/16/09	PITSCO INC	560.74
43998	09/16/09	PLAINS DAIRY	3533.24
43999	09/16/09	PLAYS MAGAZINE	44.00
44000	09/16/09	PLEMONS STINNETT PHILLIPS ISD	102620.00
44001	09/16/09	POPLERS	57.75
44002	09/16/09	POSTMASTER	176.00
44003	09/16/09	PRINGLE MORSE ISD	24421.00
44004	09/16/09	WHITNEY DRAKE PURCELL	364.00
44005	09/16/09	RANDALL HIGH SCHOOL	100.00
44006	09/16/09	BOB RANDOLPH	30.00
44007	09/16/09	RICOH AMERICAS CORPORATION	11.50
44008	09/16/09	RMI BRYANT	1296.00
44009	09/16/09	SAFETY KLEEN CORP	157.20

44010	09/16/09	SANFORD FRITCH ISD	147594.00
44011	09/16/09	SARA LEE FOOD & BEVERAGE	562.30
44012	09/16/09	SAX ARTS & CRAFTS	543.92
44013	09/16/09	SCARBOROUGH SPECIALTIES INC	2244.26
44014	09/16/09	SCHOLASTIC INC	2100.00
44015	09/16/09	SCHOOL HEALTH ALERT	44.00
44016	09/16/09	SCHOOL SPECIALTY SUPPLY	332.71
44017	09/16/09	SCIENCE KIT & BOREAL LAB	440.84
44018	09/16/09	SCRIPPS NATIONAL SPELLING BEE	26.00
44019	09/16/09	TRACY SHERMAN	90.00
44020	09/16/09	DOROTHY SIMS	25.00
44021	09/16/09	BRENDA K SNOW	35.24
44022	09/16/09	STEVE SPANGLER SCIENCE	553.56
44023	09/16/09	SPRING CREEK ISD	18582.00
44024	09/16/09	FLOYD STEWART	30.00
44025	09/16/09	SUNGARD PENTAMATION	2172.26
44026	09/16/09	TASA	1066.30
44027	09/16/09	TASB RISK MANAGEMENT	826.25
44028	09/16/09	GORDON TAYLOR	40.00
44029	09/16/09	MICHAEL TAYLOR	25.00
44030	09/16/09	TCASE	65.00
44031	09/16/09	TEACHER DIRECT	94.36
44032	09/16/09	TEPSA	352.00
44033	09/16/09	TEXAS AGRILIFE EXTENSION SERV	345.00
44034	09/16/09	TEXAS ASSN OF COMM SCHOOLS	560.00
44035	09/16/09	TEXAS EDUCATION NEWS	198.00
44036	09/16/09	TEXAS SCHOOL BUSINESS	28.00
44037	09/16/09	TRANE U.S. INC	488.90
44038	09/16/09	TREX EQUIPMENT CO	168.30
44039	09/16/09	TX DEPT STATE HEALTH SERVICES	1200.00
44040	09/16/09	UIL	1225.00
44041	09/16/09	UNITED REFRIGERATION INC	62.01
44042	09/16/09	UNITED SUPERMARKET	133.78
44043	09/16/09	JUSTIN UNWIN	85.00
44044	09/16/09	LINDSAY VINSON	30.00
44045	09/16/09	ROBERT VINYARD LOCKSMITH	50.00
44046	09/16/09	VOYAGER EXPANDED LEARNING	4958.80
44047	09/16/09	CRYSTAL WALDROP	69.26
44048	09/16/09	SANDRA KAY WASHER	25.00
44049	09/16/09	THE WATER STORE	12.00
44050	09/16/09	WESCO	195.41
44051	09/16/09	WHITE DEER ISD	66942.00
44052	09/16/09	NANCY E WHITE	93.15
44053	09/16/09	WILKERSON STORAGE CO	334.88
44054	09/16/09	DAVID WILLIAMS	25.00
44055	09/16/09	PATON WILLIS	90.00
44056	09/16/09	WOODYS GLASS CO	1829.25
44057	09/16/09	XCEL ENERGY	20515.18
44058	09/16/09	LESLIE C YOUNG	570.00
44059	09/16/09	GERALDS OFFICE PRODUCTS	21.95
44060	09/16/09	JAEMI GROVES	24.90
44061	09/16/09	SCOTT JORDAN	90.00

44062	09/16/09	SEWING NOOK	47.60
44063	09/16/09	JAKE SOLER	135.00
44064	09/16/09	CYNDA TOILLION	15.00
44065	09/16/09	TERRY WEBSTER	90.00
44066	09/16/09	DENNIS COMER	40.00
44067	09/16/09	SHALAYA COMER	40.00
44068	09/16/09	MICHAEL S HINES	40.00
44069	09/16/09	RONALD BRUCE RIDLING	40.00
44070	09/16/09	MIKE RODRIQUEZ	40.00
44071	09/16/09	JASON WRIGHT	40.00
44072	09/16/09	TRAVIS WRIGHT	40.00
44073	09/16/09	CASEY YOUNG	40.00
44074	09/16/09	CLINTON GRANGE	220.00
44075	09/16/09	DARRELL FISHER	90.00
44076	09/16/09	MARCEL HAJJAR	90.00
44077	09/23/09	JASON ADKINS	25.00
44078	09/23/09	RAUL AGUILAR	80.00
44079	09/23/09	AIRGAS SOUTHWEST INC	216.22
44080	09/23/09	ARBOR SCIENTIFIC	660.30
44081	09/23/09	AT&T	30948.40
44082	09/23/09	AUSTIN TENNIS CENTER	120.00
44083	09/23/09	AWARDS & SUCH	37.33
44084	09/23/09	CHARLIE BILLINGTON	25.00
44085	09/23/09	ROBBIE WORSLEY BILLINGTON	70.00
44086	09/23/09	BLUE BELL CREAMERIES L P	219.48
44087	09/23/09	MIKE BRESSLER	85.00
44088	09/23/09	DAVID ERNEST BRINK	400.00
44089	09/23/09	BUCKS SPORTING GOODS INC	22974.95
44090	09/23/09	CALLOWAY HOUSE	400.73
44091	09/23/09	CANYON ISD	60.00
44092	09/23/09	CAROLINA BIOLOGICAL	740.13
44093	09/23/09	CLARKE TECHNOLOGY	179.90
44094	09/23/09	CLASSROOMDIRECT	1404.27
44095	09/23/09	EVELYN KAY COFFMAN	25.00
44096	09/23/09	ROBERT COFFMAN	25.00
44097	09/23/09	BENNY CONLEY	118.30
44098	09/23/09	CONSTRUCTIVE PLAYTHINGS	155.24
44099	09/23/09	CREATIVE EDUCATION INSTITUTE	4500.00
44100	09/23/09	MARY E DALE	50.20
44101	09/23/09	BOYED DEES	85.00
44102	09/23/09	DELTA EDUCATION INC	160.61
44103	09/23/09	DEMCO INC	59.48
44104	09/23/09	ELIZABETH ANN DENTON	600.00
44105	09/23/09	DIGITAL SPORTS VIDEO INC	2495.00
44106	09/23/09	EMPOWERING WRITERS	199.00
44107	09/23/09	EPES SOFTWARE INC	79.00
44108	09/23/09	FISHER SCIENTIFIC	86.72
44109	09/23/09	FLINN SCIENTIFIC INC	417.51
44110	09/23/09	FREY SCIENTIFIC CO	885.07
44111	09/23/09	GALE GROUP	1086.67
44112	09/23/09	GERALDS OFFICE PRODUCTS	2470.56
44113	09/23/09	GEYER INSTRUCTIONAL AIDS	181.60

44114	09/23/09	DARYL GOIN	120.00
44115	09/23/09	JERRY GRAHAM	85.00
44116	09/23/09	GTM SPORTSWEAR	87.00
44117	09/23/09	THE GUIDANCE GROUP INC	698.34
44118	09/23/09	JOHNNY GUNTER	25.00
44119	09/23/09	H&H PRINTING, ETC	479.85
44120	09/23/09	NADINE HADLEY	40.00
44121	09/23/09	DORA HANEY	60.00
44122	09/23/09	ALESSA HERBER	30.00
44123	09/23/09	BRYAN HERBER	130.50
44124	09/23/09	CYNDEE A HICKMAN	600.00
44125	09/23/09	SUSAN HINRICHS	195.00
44126	09/23/09	HOME ELEVATOR	450.00
44127	09/23/09	ASA A HOWARD	25.00
44128	09/23/09	IN THE WOODS	4840.00
44129	09/23/09	INTERQUEST DETECTION CANINES	225.00
44130	09/23/09	CHRISTOPHER A JOHNSON	85.00
44131	09/23/09	PHILLIP S KEEN	25.00
44132	09/23/09	KIMBO EDUCATIONAL	128.40
44133	09/23/09	LABATT FOOD SERVICE	8903.24
44134	09/23/09	LAKESHORE LEARNING MATERIALS`	3758.18
44135	09/23/09	LUNCHBYTE SYSTEMS INC	455.00
44136	09/23/09	M F ATHLETIC COMPANY INC	303.65
44137	09/23/09	MAYER JOHNSON LLC	783.20
44138	09/23/09	MAYFIELD PAPER COMPANY	2439.00
44139	09/23/09	JUSTIN MCGILL	30.00
44140	09/23/09	MIGUELS COPIER REPAIR	1498.42
44141	09/23/09	MMS A MEDICAL SUPPLY COMPANY	275.85
44142	09/23/09	MARIE MONGOLD	60.00
44143	09/23/09	MORRISON SUPPLY COMPANY	200.00
44144	09/23/09	RHEA ANN MORROW	100.00
44145	09/23/09	MORTON LUMBER CO	65.97
44146	09/23/09	MR TREAT	330.84
44147	09/23/09	MUNDO CORP	89.78
44148	09/23/09	MUSIC IN MOTION INC	275.19
44149	09/23/09	NASCO	929.20
44150	09/23/09	NATL ASSN SCHOOL NURSES	149.50
44151	09/23/09	NATL SCIENCE TEACHERS ASSN	74.00
44152	09/23/09	NCS PEARSON INC	6396.31
44153	09/23/09	RENNAYE O HAIR	25.00
44154	09/23/09	EARL OSTEEN	30.00
44155	09/23/09	PACIFIC NORTHWEST PUBLISHING	65.00
44156	09/23/09	PASCO SCIENTIFIC	88.00
44157	09/23/09	PENWORTHY CO	1081.49
44158	09/23/09	PHCC TEXAS	95.00
44159	09/23/09	PHONAK, LLC	96.99
44160	09/23/09	PIONEER VALLEY EDUC PRESS	475.20
44161	09/23/09	PLAINS DAIRY	2037.09
44162	09/23/09	PLANK ROAD PUBLISHING CO	360.24
44163	09/23/09	PLATO INC	14550.00
44164	09/23/09	POCKET NURSE MEDICAL SUPPLY	270.21
44165	09/23/09	POPLERS	403.43

44166	09/23/09	POWER SYSTEMS	670.48
44167	09/23/09	PRECISION BUSINESS MACH INC	1112.37
44168	09/23/09	PRUFROCK PRESS	399.91
44169	09/23/09	WHITNEY DRAKE PURCELL	75.00
44170	09/23/09	QUILL CORPORATION	147.89
44171	09/23/09	BOB RANDOLPH	30.00
44172	09/23/09	DENNIS LEE RATLIFF	279.00
44173	09/23/09	REALLY GOOD STUFF INC	943.64
44174	09/23/09	CHARLES J REINHART	60.00
44175	09/23/09	RELIABLE CORPORATION	148.59
44176	09/23/09	RESOURCES FOR READING INC	159.39
44177	09/23/09	RICOH AMERICAS CORPORATION	23.00
44178	09/23/09	ROGERS ATHLETIC CO	1016.00
44179	09/23/09	MARIA DEL CARMEN ROSALES	50.20
44180	09/23/09	MICKEY SANDERS	30.00
44181	09/23/09	SARA LEE FOOD & BEVERAGE	556.40
44182	09/23/09	SAX ARTS & CRAFTS	345.16
44183	09/23/09	SCHOLASTIC INC	47.92
44184	09/23/09	SCHOLASTIC INC	519.60
44185	09/23/09	SCH ADM PUBL COMPANY	46.50
44186	09/23/09	SCHOOL ARTS	24.95
44187	09/23/09	SCHOOL SPECIALTY SUPPLY	464.88
44188	09/23/09	TRACY SHERMAN	60.00
44189	09/23/09	DOROTHY SIMS	25.00
44190	09/23/09	TANA STEPHENS	238.28
44191	09/23/09	SUPER DUPER SCHOOL CO	1752.00
44192	09/23/09	ANABEL SWINDELL	50.20
44193	09/23/09	TAEA	290.00
44194	09/23/09	TARPLEY MUSIC CO INC	235.10
44195	09/23/09	TASA/TASB	2280.00
44196	09/23/09	TASB	800.00
44197	09/23/09	TASBO	125.00
44198	09/23/09	GORDON TAYLOR	25.00
44199	09/23/09	MICHAEL TAYLOR	25.00
44200	09/23/09	TEACHER DIRECT	121.50
44201	09/23/09	TEACHERS DISCOUNT	72.94
44202	09/23/09	TEXAS COUNSELING ASSOCIATION	330.00
44203	09/23/09	TREX EQUIPMENT CO	210.17
44204	09/23/09	U S TECH	418.00
44205	09/23/09	UIL	342.00
44206	09/23/09	UNITED SUPERMARKET	224.80
44207	09/23/09	LINDSAY VINSON	30.00
44208	09/23/09	NICHOLAS VINSON	25.00
44209	09/23/09	MARK VOGLER	133.30
44210	09/23/09	VOGUE CLEANERS	554.50
44211	09/23/09	PHIL WALDROP	120.00
44212	09/23/09	SANDRA KAY WASHER	25.00
44213	09/23/09	THE WATER STORE	4.50
44214	09/23/09	WEEKLY READER	111.70
44215	09/23/09	WELLS FARGO CARD SERVICE	1414.65
44216	09/23/09	KATHY J WHITE	50.20
44217	09/23/09	DAVID WILLIAMS	25.00

44218	09/23/09	WRANGLER CONSTRUCTION CO	2490.00
44219	09/23/09	LESLIE C YOUNG	440.00
44220	09/23/09	ZOLL MEDICAL CORPORATION GPO	122.20
44221	09/23/09	ABC SCHOOL SUPPLY INC	257.49
44222	09/23/09	CALLOWAY HOUSE	197.94
44223	09/23/09	JEROD CARR	90.00
44224	09/23/09	DENNIS COMER	40.00
44225	09/23/09	SHALAYA COMER	40.00
44226	09/23/09	MICHAEL S HINES	40.00
44227	09/23/09	SCOTT JORDAN	90.00
44228	09/23/09	KEVIN LOFTIS	40.00
44229	09/23/09	ROBERT LOFTIS	40.00
44230	09/23/09	MARY L LOZIER	27.59
44231	09/23/09	MR TREAT	52.00
44232	09/23/09	ORIENTAL TRADING CO INC	205.76
44233	09/23/09	CATHRYN FERN PESCH	37.82
44234	09/23/09	VICTOR RODRIGUEZ	40.00
44235	09/23/09	THE WATER STORE	33.00
44236	09/23/09	TERRY WEBSTER	90.00
44237	09/23/09	JIMMIE WHITE	40.00
44238	09/23/09	TRAVIS WRIGHT	40.00
44239	09/23/09	CASEY YOUNG	90.00
44240	09/25/09	M F ATHLETIC COMPANY INC	39.95
44241	09/25/09	MATTHEW D REHKOPF	67.00
44242	09/25/09	SCHOLASTIC INC	46.76
44243	09/30/09	A TO Z TIRE & BATTERY	662.92
44244	09/30/09	ALLTEL/VERIZON WIRELESS	139.31
44245	09/30/09	AMARILLO GLOBE NEWS	125.00
44246	09/30/09	B & B SEPTIC SYSTEM	524.50
44247	09/30/09	WILLIAM BAILEY	90.50
44248	09/30/09	BROOKS BARFIELD	122.50
44249	09/30/09	BILLS CUSTOM CAMPERS	19.87
44250	09/30/09	BLUE BELL CREAMERIES L P	699.02
44251	09/30/09	BORGER NEWS HERALD	75.00
44252	09/30/09	CATHY J BRADLEY	144.25
44253	09/30/09	CDW G	68775.20
44254	09/30/09	CLASSROOMDIRECT	394.94
44255	09/30/09	CLAUDE ISD	7467.00
44256	09/30/09	CROSSCUT MOWING/A COFFEY	540.00
44257	09/30/09	CULLIGAN WATER CONDITIONING	12.00
44258	09/30/09	FLORIDA MICRO LLC	56199.80
44259	09/30/09	FORWARD EDGE INC	49.98
44260	09/30/09	FRONTIER FUELS CO	5343.36
44261	09/30/09	GERALDS OFFICE PRODUCTS	189.00
44262	09/30/09	DARYL GOIN	120.00
44263	9/30/2009	GRAND BATTERY & ELECTRIC	75.00
44264	9/30/2009	GROOM ISD	2740.40
44265	9/30/2009	NADINE HADLEY	40.00
44266	9/30/2009	DORA HANEY	70.00
44267	9/30/2009	DAMON HARVEY	55.00
44268	9/30/2009	HATHAWAY INDUSTRIES LLP	2037.14
44269	9/30/2009	BRYAN HERBER	130.50

44270	9/30/2009	LESLIE HERBER	160.00
44271	9/30/2009	GREG HILL	25.00
44272	9/30/2009	INTERSTATE BATTERY SYSTEM	495.75
44273	9/30/2009	VICKIE A IRBY	11.24
44274	9/30/2009	IAN ISAACSON	50.00
44275	9/30/2009	LABATT FOOD SERVICE	7853.55
44276	9/30/2009	LEGACY SUDS & SERVICE INC	100.00
44277	9/30/2009	M&R TREE SERVICE	850.00
44278	9/30/2009	MIGUELS COPIER REPAIR	888.00
44279	9/30/2009	MILLER PAPER CO	262.94
44280	9/30/2009	MARIE MONGOLD	70.00
44281	9/30/2009	JAMES MOSLEY	30.00
44282	9/30/2009	MR TREAT	308.52
44283	9/30/2009	O REILLY AUTOMOTIVE INC	358.93
44284	9/30/2009	PAC AND MAIL	26.56
44285	9/30/2009	PANHANDLE ISD	13810.60
44286	9/30/2009	PLAINS DAIRY	2762.36
44287	9/30/2009	PLEMONS STINNETT PHILLIPS ISD	12997.10
44288	9/30/2009	POPULAR SUPPLY	35.57
44289	9/30/2009	POSTMASTER	176.00
44290	9/30/2009	WESTAIR PRAXAIR DIST INC	208.00
44291	9/30/2009	PRINGLE MORSE ISD	1849.60
44292	9/30/2009	WHITNEY DRAKE PURCELL	75.00
44293	9/30/2009	RICOH AMERICAS CORPORATION	1348.79
44294	9/30/2009	CHARLES ROSS	40.00
44295	9/30/2029	SANFORD FRITCH ISD	19989.70
44296	9/30/2009	SARA LEE FOOD & BEVERAGE	785.70
44297	9/30/2009	JOSEPH S SHELTON	16.80
44298	9/30/2009	SPRING CREEK ISD	1662.00
44299	9/30/2009	CLIFTON LYNN STEPHENS	500.00
44300	9/30/2009	KENNY STEWARD	50.00
44301	9/30/2009	TEXAS COUNSELING ASSOCIATION	660.00
44302	9/30/2009	TEXAS FORENSIC ASSOC	50.00
44303	9/30/2009	TRANMONTAIGNE PROD SERVICE	179.06
44304	9/30/2009	UTILITY TRAILER SW SALES	1101.82
44305	9/30/2009	VAUGHNS TRUCK REPAIR	401.00
44306	9/30/2009	W T SERVICES INC	144.00
44307	9/30/2009	PHIL WALDROP	80.00
44308	9/30/2009	WATCH DOGS	794.00
44309	9/30/2009	E J WEBB	7.88
44310	9/30/2009	CODY WESTERBY	105.50
44311	9/30/2009	WHITE DEER ISD	8996.10
44312	9/30/2009	PATON WILLIS	80.00
44313	9/30/2009	XCEL ENERGY	117.99
44314	9/30/2009	LESLIE C YOUNG	570.00
44315	9/30/2009	WAYNE E BOLLIN	36.08
44316	9/30/2009	PAC AND MAIL	113.70
44317	9/30/2009	PAUL BELTON EARLY CHILDHOOD	200.00
44318	9/30/2009	TERRY WEBSTER	90.00
44319	9/30/2009	JOHNNY L MILLER	149.00
44320	9/30/2009	CHAMPS ACADEMY CO-OP	55224.00
		TOTAL	<u>\$ 1,565,323.83</u>

APPLICATION FOR REFUND

9/8/2009

PORTER TAMYRA
136 AVALON
BORGER TX 79007-8303

PHONE NUMBER
EDIT DATE

PARCEL ID # 15121
DATE PAID 10/31/08
AMOUNT PAID \$ 1,902.60

PAID: 2008 VALUE OF \$108,310 WITH A HOMESTEAD

	BASE	DIS	P&I	ATTN FEE	TOTAL
BORGER CITY	\$641.26	\$19.24	\$0.00	\$0.00	\$622.02
BORGER ISD I & S	\$232.16	\$0.00	\$0.00	\$0.00	\$232.16
BORGER ISD M & O	\$857.79	\$0.00	\$0.00	\$0.00	\$857.79
F P COLLEGE	\$190.63	\$0.00	\$0.00	\$0.00	\$190.63
TOTAL					\$1,902.60

SHOULD PAY: 2008 VALUE OF \$97,890 WITH A HOMESTEAD

	BASE	DIS	P&I	ATTN FEE	TOTAL
BORGER CITY	\$579.57	\$17.39	\$0.00	\$0.00	\$562.18
BORGER ISD I & S	\$205.75	\$0.00	\$0.00	\$0.00	\$205.75
BORGER ISD M & O	\$760.24	\$0.00	\$0.00	\$0.00	\$760.24
F P COLLEGE	\$172.28	\$0.00	\$0.00	\$0.00	\$172.28
					\$1,700.45

REFUND

	BASE	DIS	P&I	ATTN FEE	TOTAL
BORGER CITY	\$61.69	\$1.85	\$0.00	\$0.00	\$59.84
BORGER ISD I & S	\$26.41	\$0.00	\$0.00	\$0.00	\$26.41
BORGER ISD M & O	\$97.55	\$0.00	\$0.00	\$0.00	\$97.55
F P COLLEGE	\$18.35	\$0.00	\$0.00	\$0.00	\$18.35
					\$202.15

I HEREBY ACKNOWLEDGE RECEIPT OF CHECK # _____, IN THE AMOUNT OF \$202.15 FOR REIMBURSEMENT OF THE AFOREMENTIONED PAYMENT.

A TOTAL REFUND DUE FOR ALL YEARS \$880.23

ELAINE FEESE
BORGER ISD BOARD CHAIRMAN

TAXPAYER

Class Size Waiver

Board Officers
Mary Henderson
Chairperson

Leslie Deaton
Vice Chairman

Leslie Monden
Secretary

Hutchinson County Appraisal District
P. O. Box 5065
Borger, Texas 79008-5065
806-274-2294
806-273-3400 (Fax)

Board Members
Todd Harris
Clarence McDaniel

Chief Appraiser
Diana Hooks
RPA/RTA

September 2, 2009

Borger ISD
Clifton Stephens, Superintendent
PO Box 1177
Borger TX 79008-1177

Dear Clifton,

In compliance with Section 6.03 of the Property Tax Code relative to the nomination of the Hutchinson County Appraisal District Board of Directors, the voting strength of each taxing entity in Hutchinson County is computed on the attached sheet.

According to the Code, your nomination by resolution should be submitted to the Chief Appraiser by October 15, 2009.

The Property Tax Code provides: Each taxing entity may nominate one candidate for each position to be filled. Thus, the unit may nominate one to five candidates. Nominees must be a resident of the district and have resided in the district for at least two years. Employees of the governing body of the taxing unit are not eligible unless the individual is also a member of the governing body or an elected official of a taxing unit.

Nominations must be made in an open meeting. The presiding officer of the unit submits the name and address of the nominee(s) by written resolution to the Chief Appraiser by October 15, 2009.

The Chief Appraiser has neither the authority nor the duty of investigating or judging the qualifications of the nominees.

Any questions should be directed to the Chief Appraiser at 274-2294.

Respectfully,



Joe Raper, RPA
Assistant Chief Appraiser

SUMMARY: TASKS FOR VOTING UNITS IN THE SELECTION PROCESS

The governing bodies of the voting units have certain responsibilities in selecting directors. The governing body of each voting unit must do the following:

1. File a resolution with the Chief Appraiser by October 15, 2009 if the unit wishes to change the selection process.
2. Receive the unit's votes from the Chief Appraiser by October 3, 2009. Nominate no more than one candidate for each position on the Board of Directors. Submit the names and addresses of the nominees to the Chief Appraiser by October 15, 2009.
3. The Chief Appraiser prepares and delivers the ballot to each taxing entity before October 30, 2009.
4. Entities cast votes for any of the candidates on the ballot. Send by resolution to the Chief Appraiser by November 15, 2009.
5. The Chief Appraiser notifies all entities and candidates of the newly elected Board Members by December 3, 2009.

Current Board Members of the Hutchinson County Appraisal District:

Leslie Deaton
Todd Harris
Mary Henderson
Clarence McDaniel
Leslie Monden

HUTCHINSON COUNTY APPRAISAL DISTRICT
 VOTES ALLOCATED TO EACH TAXING ENTITY FOR 2010-2011
 BOARD OF DIRECTORS

ENTITY	2008 LEVY	PERCENT	NUMBER OF VOTES
CITY OF BORGER	\$ 2,439,920.70	5.74	287
CITY OF FRITCH	\$ 447,099.43	1.05	53
CITY OF SANFORD	\$ 6,408.53	0.02	1
CITY OF STINNETT	\$ 243,950.14	0.57	29
BORGER ISD	\$ 6,687,140.93	15.72	786
SANFORD-FRITCH ISD	\$ 1,809,437.63	4.25	213
SPRING CREEK ISD	\$ 533,914.93	1.26	63
PRINGLE-MORSE CISD	\$ 1,820,582.71	4.28	214
SPEARMAN ISD	\$ 490,403.14	1.15	58
PSP ISD	\$ 18,170,220.10	42.71	2136
HUTCHINSON COUNTY	\$ 9,889,898.26	23.25	1162
	<u>\$ 42,538,976.51</u>	<u>100.00</u>	<u>5000</u>

STATE of TEXAS

COUNTY of HUTCHINSON

RESOLUTION

WHEREAS, in compliance with Section 6.03 of the Property Tax Code provides for a Board of Directors for each tax appraisal district, and

WHEREAS, Senate Bill 621 further provides that each taxing entity with the county may place in nomination five (5) candidates for two-year terms on this board, and

WHEREAS, a further requirement is that the name of the nominees will be delivered to the Chief Appraiser by October 15, 2009.

NOW THEREFORE, BE IT RESOLVED AND ORDAINED that the Borger Independent School District places the following name(s) in nomination to be elected to a two-year term on the Board of Directors of the Tax Appraisal District of Hutchinson County, State of Texas.

RESOLVED AND ORDAINED THIS 8TH day of October, 2009.

**BOARD OF TRUSTEES OF THE
BORGER INDEPENDENT SCHOOL DISTRICT**

BY: _____

PRESIDENT, BOARD OF TRUSTEES

ATTEST:

SECRETARY, BOARD OF TRUSTEES

ALTERNATE TASB VERSION

NONSCHOOL USE
PERMITTED

The District shall permit use of District vehicles for nonschool purposes.

Nonschool use of District vehicles shall be permitted only with approval from the Superintendent or designee. Such use shall not be permitted when in conflict with school use. In granting approval, the Superintendent or designee shall not make decisions based on the viewpoints expressed by the requestors.

Nonschool users shall agree to comply with all administrative regulations and to pay all applicable fees to cover the cost of such use.

EMERGENCY USE

In case of emergencies or disasters, the Superintendent or designee may authorize the use of District vehicles by civil defense, health, or emergency service authorities.

SCHOOL-RELATED
USE

The Superintendent or designee shall develop administrative regulations for requesting, scheduling, and using District vehicles for extracurricular activities, field trips, and other school-related purposes.

[See GKD regarding nonschool use of school facilities]

2009-2010 Campus Plans

Financial Reports

**BORGER INDEPENDENT SCHOOL DISTRICT
CHILD NUTRITION DEPARTMENT
PROFIT & LOSS STATEMENT SEPTEMBER, 2009**

	HIGH	MIDDLE	PAUL BELTON	CROCKETT	GATEWAY	INTERMEDIATE	GRAND TOTAL
YR TO DATE CASH RECEIVED	\$ 3,315.88	\$ 48,992.76	\$ 11,721.70	\$ 15,450.21	\$ 14,004.40		\$ 93,484.95
REVENUE RECEIVABLE	\$ 2,460.83	\$ 24,457.20	\$ 18,577.59	\$ 17,019.02	\$ 16,462.33		\$ 78,976.97
YTD. LABOR EXPENSE	\$ 10,816.90	\$ 22,260.69	\$ 13,379.49	\$ 12,849.49	\$ 12,831.38		\$ 72,137.95
YTD. FOOD EXPENSE	\$ 5,390.04	\$ 30,308.52	\$ 12,093.98	\$ 14,026.10	\$ 14,029.53		\$ 75,848.17
YTD. MISC. EXPENSE	\$ 996.02	\$ 817.73	\$ 827.10	\$ 825.59	\$ 825.62		\$ 4,292.06
							\$ -
							\$ -
YTD. CAPITAL DISBURSEMENT	\$ -	\$ -	\$ -	\$ -	\$ -		\$ -
YTD. PROFIT/LOSS	\$ (11,426.25)	\$ 20,063.02	\$ 3,998.72	\$ 4,768.05	\$ 2,780.20	\$ -	\$ 20,183.74
INVENTORY AT CAMPUS' (MEI)	\$ 3,862.51	\$ 4,214.25	\$ 3,324.07	\$ 4,522.92	\$ 4,522.92		\$ 20,446.67
COMMODITY WAREHOUSE (MEMO ONLY)		\$ 18,602.36					
TOTAL REVENUE	\$ 93,484.95						
TOTAL RECEIVABLES	\$ 78,976.97						
TOTAL EXPENSES	\$ 152,278.18						
OPERATING GAIN/<LOSS>	\$ 20,183.74						

CAFETERIA DEPT. CARRYOVER IN FUNDS FROM THE 2007-2008 SCHOOL YEAR
IN VIEW OF THIS, THE CAFETERIA DEPARTMENT, AS OF 09/30/09, WOULD HAVE AN ESTIMATED NET CASH POSITION OF:

**FINANCIAL ANALYSIS OF THE BORGER I.S.D.
EMPLOYEE BENEFIT PROGRAM
AS OF SEPTEMBER 30, 2009**

	1991-2004	2004-2005	2005-2006	2006-2007	2007-2008	2008-2009	2009-2010	TOTAL
Revenues (Prem. Int./Net Asset Gain)	1,600,025.98	135,403.38	150,043.70	167,739.55	162,387.35	155,186.26	13,035.77	\$ 2,383,821.99
Expenses (claims-Amin. Re-ins)	1,264,122.12	51,306.50	109,944.69	195,758.30	81,193.37	104,152.65	8,550.87	\$ 1,815,028.50
Refund Credit								
NET CASH POSITION	335,903.86	84,096.88	40,099.01	(28,018.75)	81,193.98	51,033.61	4,484.90	\$ 568,793.49
CLAIMS BY YEAR ACCIDENT OCCURRED								
Paid Claims:	385,982	66,934	71,808	7,271	8,204	62,970	0	\$ 603,169
Net estimate of ultimate loss	85,454	72,313	50,136	18,544	-2,176	8,907	0	\$ 233,178
Paid	\$ 603,169							
Unpaid	\$ 233,178							
Total	\$ 836,347							
2009-2010								
Admin. & Re-insurance	(983)							
Claims	\$ 8,551							
Expenses	\$ 7,568	915.54	0	29.00	0	0	8,589.34	0
								9,533.88

BORGER I.S.D.
HAPPY STATE BANK BALANCES
As of September 30, 2009

CHECKING

GENERAL OPERATING	\$ 505,163.20
WORKER'S COMP/BENEFITS	21,666.16
TRS CARE, HEALTH INSURANCE CLAIMS	2,644.78
	<hr/>
TOTAL	\$ 529,474.14

SAVINGS

GENERAL OPERATING	\$ 3,566,590.83
WORKER'S COMP/BENEFITS	564,875.72
DEBT SERVICE SAVINGS	315,030.47
	<hr/>
	\$ 4,446,497.02

BORGER I.S.D.
WELLS FARGO BANK BALANCES
As of September 30, 2009

GENERAL OPERATING	\$	5,627.46
WORKER'S COMP/BENEFITS		0
TRS CARE, HEALTH INSURANCE CLAIMS		0
		<hr/>
TOTAL	\$	5,627.46

TexSTAR INVESTMENT POOL
as of September 30, 2009

GENERAL OPERATING ACCOUNT

Average Monthly Return: .26% (Rate Calculated Monthly)

INVESTMENT ACTIVITY

	AMOUNT
BEGINNING BALANCE	92,155.96
AMOUNT INVESTED	0.00
WITHDRAWALS	0.00
CURRENT BALANCE	\$92,155.96

INTEREST ACTIVITY

BEGINNING BALANCE	\$0.00
CURRENT INTEREST	19.92
CURRENT BALANCE	\$19.92
ACCOUNT BALANCE	\$92,175.88

SELF-FUNDED WORKERS COMPENSATION FUND

Average Monthly Return: .26% (Rate Calculated Monthly)


INVESTMENT ACTIVITY

	AMOUNT
BEGINNING BALANCE	\$356.58
AMOUNT INVESTED	0.00
WITHDRAWALS	0.00
CURRENT BALANCE	\$356.58

INTEREST ACTIVITY

BEGINNING BALANCE	\$0.00
CURRENT INTEREST	0.08
CURRENT BALANCE	\$0.08
ACCOUNT BALANCE	\$356.66

Business Manager



TexSTAR INVESTMENT POOL

as of September 30, 2009

DEBT SERVICE ACCOUNT

Average Monthly Return: .26% (Rate Calculated Monthly)

INVESTMENT ACTIVITY

	AMOUNT
BEGINNING BALANCE	228.14
AMOUNT INVESTED	0.00
WITHDRAWALS	0.00
CURRENT BALANCE	\$228.14

INTEREST ACTIVITY

BEGINNING BALANCE	\$0.00
CURRENT INTEREST	0.05
CURRENT BALANCE	\$0.05
ACCOUNT BALANCE	\$228.19

CAPITAL PROJECTS

Average Monthly Return: .26% (Rate Calculated Monthly)


INVESTMENT ACTIVITY

	AMOUNT
BEGINNING BALANCE	603,283.47
AMOUNT INVESTED	1,500,000.00
WITHDRAWALS	-2,100,000.00
CURRENT BALANCE	\$3,283.47

INTEREST ACTIVITY

BEGINNING BALANCE	\$0.00
CURRENT INTEREST	61.15
CURRENT BALANCE	\$61.15
ACCOUNT BALANCE	\$3,344.62

Business Manager



**Financial Statement for Borger ISD 2009/2010
FOR THE PERIOD ENDING 9/30/2009**

General Budget Revenue

Local Revenue:

Local Real Estate and Personal Property Taxes:	\$14,131.99
Other Revenues from Local Sources	\$47,184.20
Total Revenue from Local & Intermediate	\$61,316.19

**Revenue
To Date**

State Program Rev

Total State Revenues General Budget	\$2,186,117.25
-------------------------------------	----------------

**To Date
Earned Revenue**

Total General Budget Revenues:	\$2,247,433.44
---------------------------------------	-----------------------

General Budget Expenditures:

	Budget	Expenditure YTD
Instruction	\$10,397,499.00	\$878,019.26
Instructional & Media Services	\$351,093.00	\$27,844.53
Curriculum & Instructional Staff Development	\$305,411.00	\$29,157.50
Instructional Development	\$24,000.00	\$11,078.33
School Administration	\$991,994.00	\$83,419.46
Guidance, Counseling, & Evaluation	\$336,616.00	\$30,270.34
Attendance Counselor	\$18,657.00	\$1,417.89
Health Services	\$254,094.00	\$24,446.76
Student Transportation	\$796,510.00	\$73,346.10
Co curricular/Extracurricular Activities	\$1,052,817.00	\$129,034.66
General Administration	\$769,720.00	\$61,123.78
Plant Maintenance & Operations	\$2,867,221.00	\$271,348.54
Security	\$4,920.00	\$312.50
Data Processing Services	\$58,400.00	\$5,888.41
Community Services	\$5,472.00	\$250.00
Technology Flow Out	\$476,521.00	\$0.00
Payments to Fiscal Agents/Member Distribution	\$526,152.00	\$0.00

Total General Budget Expenditures:	\$19,237,097.00	\$1,626,958.06
---	------------------------	-----------------------

Actual YTD

Total General Budget Revenues:	\$2,247,433.44
Total General Budget Expenditures:	\$1,626,958.06

**Special Program Revenues
And Expenditures**

	Estimated Revenue	Revenue To Date	YTD Expenditures
(204) Drug Free Schools	\$7,866.00	\$0.00	\$794.00
(205) HeadStart	\$89,367.00	\$0.00	\$6,203.66
(211) ESEA I - Improving Basic Programs	\$546,313.00	\$66.41	\$63,261.15
(224) IDEA, Part B Formula	\$472,318.00	\$0.00	\$37,974.64
(225) IDEA, Part B Preschool	\$12,555.00	\$0.00	\$1,399.49
(240) National School Breakfast & Lunch Program	\$1,081,570.00	\$97,792.24	\$129,215.42
(244) Carl D Perkins Vocational Career & Tech	\$28,910.00	\$2,425.62	\$688.00
(255) ESEA, Title II, Part A: Tch/Princ Trng & Recruit	\$146,312.00	\$3,109.85	\$33,004.55
(262) Title II Part D	\$4,950.00	\$0.00	\$1,264.69
(263) Title III Part A LEP Bilingual	\$23,576.00	\$0.00	\$14,480.38
(266) ARRA Title XVI State Fiscal Stabilization	\$1,492,334.00	\$4,838.74	\$187,055.65
(272) Medicaid Admin Claiming	\$9,479.00	\$0.00	\$7,192.28
(283) ARRA Idea Part B Formula	\$461,615.00	\$461,615.00	\$254,854.54
(284) ARRA Idea Part B Preschool	\$13,957.00	\$13,957.00	\$1,366.21
(285) ARRA Title I Part A Improving Basic Programs	\$235,228.00	\$29,497.08	\$188,563.77
(289) Local Shares Special Ed	\$33,897.00	\$0.00	\$4,695.82
(313) SSA Idea Part B Formula	\$1,136,059.00	\$71,129.94	\$66,374.10
(314) SSA Idea Part B Preschool	\$43,939.00	\$4,093.39	\$3,138.40
(364) ARRA SSA Idea Part b Formula	\$1,146,038.00	\$1,146,038.00	\$974,132.00
(365) ARRA SSA Idea Part B Preschool	\$29,619.00	\$29,619.00	\$28,991.00
(379) Shars SSA	\$85,920.00	\$39,355.60	\$1,091.14
(401) OEYP Optional Extended Year Program	\$11,379.00	\$0.00	\$0.00
(411) Technology Allotment	\$549,655.00	\$965.49	\$37,903.32
(425) Beginning Teacher and Mentor Grant	\$12,500.00	\$0.00	\$0.00
(437) SSA HAC Special Ed Cooperative	\$1,134,439.00	\$65,836.67	\$87,321.91
(461) Activity Funds	\$0.00	\$8,258.00	\$4,301.31
(599) Debit Services	\$2,435,162.00	\$3,494.79	\$0.00
(699) Construction Project	\$5,050,062.00	\$404.08	\$1,661,859.30
(753) Self Funded Insurance		\$13,035.77	\$8,550.87
Totals:	\$16,295,019.00	\$1,995,532.67	\$3,805,677.60

Actual YTD

Grand Total Revenues:

\$4,242,966.11

Grand Total Expenditures:

\$5,432,635.66

TAXES

Collection Report
Month of September 2009

Taxing Entity	Year & Period	Adjusted 2008 Tax Levy (September)	Current Tax	Percent	Discount On Current	P&I On Current	Delinquent Tax - P&I	Total Transferred	Percent of
Frank Phillips College	2008 Cuml.	1,336,291.01	1,295,610.52	96.96%		11,715.93	19,054.71	1,326,381.16	99.26%
	Monthly		3,531.92	0.26%		700.62	1,514.50	5,747.04	0.43%
	2007 Cuml.	1,211,944.37	1,181,338.19	97.47%		13,386.29	28,170.30	1,222,894.78	100.90%
Borger I.S.D.	2008 Cuml.	6,687,978.33	6,509,104.78	97.33%		55,206.94	87,766.53	6,652,078.25	99.46%
	2008 Cuml.		0.00	0.00%		0.00	0.00	0.00	0.00%
	Monthly		15,358.70	0.23%		3,042.79	6,406.34	24,807.83	0.37%
Borger I.S.D.	2007 Cuml.	6,148,770.76	5,994,787.75	97.50%		64,958.71	137,095.52	6,196,841.98	100.78%
	Monthly		25,235.70	0.41%		5,038.76	7,545.60	37,820.06	0.62%
	2007 Cuml.								
Sanford I.S.D.	2008 Cuml.	1,866,055.75	1,779,178.89	95.34%		16,675.29	51,032.57	1,846,886.75	98.97%
	2008 Cuml.		0.00	0.00%		0.00	74.12	74.12	0.00%
	Monthly		3,737.68	0.20%		740.61	8,326.35	12,804.64	0.69%
Sanford I.S.D.	2007 Cuml.	1,684,496.51	1,625,194.40	96.48%		15,701.91	50,009.17	1,690,905.48	100.38%
	Monthly		3,947.95	0.23%		786.57	3,194.32	7,928.84	0.47%
	2007 Cuml.								
Spring Creek I.S.D.	2008 Cuml.	533,288.83	513,934.68	96.37%		1,936.28	1,244.74	517,115.70	96.97%
	2008 Cuml.		0.00	0.00%		0.00	0.00	0.00	0.00%
	Monthly		60.96	0.01%		12.11	31.13	104.20	0.02%
Spring Creek I.S.D.	2007 Cuml.	299,405.60	297,285.02	99.29%		2,302.28	26,855.84	326,443.14	109.03%
	Monthly		34.50	0.01%		6.90	9.08	50.48	0.02%
	2007 Cuml.								
City of Borger	2008 Cuml.	2,421,222.44	2,319,733.22	95.81%	(43,483.53)	28,655.73	49,933.53	2,354,838.95	97.26%
	Monthly		9,659.71	0.40%	0.00	1,923.77	4,386.12	15,969.60	0.66%
	2007 Cuml.	2,192,796.42	2,119,449.86	96.66%	(39,466.30)	24,953.20	55,674.42	2,160,611.18	98.53%
City of Fritch	2008 Cuml.	446,121.58	430,828.33	96.57%		6,450.93	12,112.24	449,391.50	100.73%
	Monthly		1,837.09	0.41%		366.33	1,948.74	4,152.16	0.93%
	2007 Cuml.	427,603.18	410,873.36	96.09%		4,628.69	13,622.85	429,124.90	100.36%
Hospital District	2008 Cuml.	2,343,039.15	2,249,372.78	96.00%		3,121.06	12,500.53	2,264,994.37	96.67%
	Monthly		0.00	0.00%		0.00	0.00	0.00	0.00%
	2007 Cuml.	2,110,972.70	2,056,075.47	97.40%		7,139.84	20,047.05	2,083,262.36	98.69%
Totals	2008 Cuml.	15,633,997.09	15,097,763.20	96.57%	(43,483.53)	123,762.16	233,718.97	15,411,760.80	98.58%
	Monthly		34,186.06	0.22%	0.00	6,786.23	22,613.18	63,585.47	0.41%
	2007 Cuml.	14,075,989.54	13,685,004.05	97.22%	(39,466.30)	133,070.92	331,475.15	14,110,083.82	100.24%
Monthly		50,433.19	0.36%	0.85	10,025.88	16,478.23	76,938.15	0.55%	