


Borger Independent School District



Regular Meeting
Thursday, October 12, 2006 7:00PM

**BORGER INDEPENDENT SCHOOL DISTRICT
BOARD OF EDUCATION
Agenda for Regular Meeting**

Thursday, October 12, 2006

MEETING--7:00 PM

Board Conference Room, 200 East Ninth, Borger, Texas

Dinner - Paul Belton E.C.C. - 6:00 p.m.

**PUBLIC HEARING
TO DISCUSS/PRESENT THE 2006 FINAL SCHOOL F.I.R.S.T RATING
(FINANCIAL INTEGRITY RATING SYSTEM OF TEXAS)**

The subjects to be discussed or considered, or upon which any formal action may be taken, are as follows: *(Items do not have to be taken in the same order as shown on this meeting notice.)*

- | | | |
|----|--|----|
| 1. | Roll Call | 3 |
| 2. | Open Forum | |
| 3. | Superintendent's Report | |
| | A. Enrollment - September 2006 | 7 |
| | B. TASA/TASB Convention - Notes | |
| | C. Panhandle Area Association of School Boards - Thursday,
October 19, 2006 | 10 |
| | D. Level II Board Training - October 30, 2006 | |
| | E. Borger High School Choral Department | 11 |
| | F. Information Items | |
| | 1. Personnel | 13 |
| | 2. Substitute Teacher List to Review | 16 |
| | G. Facility Update - Allan Wolf | |
| | H. Future Agenda Items - District-wide Improvement Plan - AEIS
Report - Superintendent's Evaluation | |
| 4. | New Business for Consideration / Action | |
| | A. Consent Agenda | |
| | 1. Minutes of Regular Meeting September 12, 2006 | 17 |
| | 2. Minutes of Special Meeting, September 28, 2006 | 19 |
| | 3. Donations | 21 |
| | 4. 2006-2007 Borger I.S.D. Textbook Committee | 24 |
| | 5. Name Hutchinson County Extension Agents as adjunct
staff members | 25 |
| | 6. September 2006 Payroll | 26 |
| | 7. September 2006 Disbursements | 27 |
| | B. Local Policy Updates | 36 |
| | C. Campus Plans | |
| | D. Budget Amendment | |

5. Financial Reports
 - A. Financial Information 45
 - B. Taxes 54
6. Agenda Items for November Board Meeting- District-wide Improvement Plan - AEIS Report
7. Adjourn

If, during the course of the meeting, any discussion of any item on the agenda should be held in a closed meeting, the Board will conduct a closed meeting in accordance with the Texas Open Meetings Act, Texas Government Code, Chapter 551, Subchapters D and E.

Before any closed meeting is convened, the presiding officer will publicly identify the section of sections of the Act authorizing the closed meeting. All final votes, actions, or decisions will be taken in open meeting.

User: Frank Henderson
 User Role: District

YEAR 2004-2005 Select An Option

Help

Home

Log Out



Financial Integrity Rating System of Texas

2004-2005 DISTRICT STATUS DETAIL

Name: BORGER ISD(117901)			
Rating: Superior Achievement		Last Updated: 8/14/2006 5:04:25 PM	
Indicators Answered YES: 21		Indicators Answered NO: 0	
#	Indicator Description	Updated	Result
1	<u>Was The Total Fund Balance Less Reserved Fund Balance Greater Than Zero In The General Fund?</u>	6/24/2006 6:07:24 PM	Yes
2	<u>Were There No Disclosures In The Annual Financial Report And/Or Other Sources Of Information Concerning Default On Bonded Indebtedness Obligations?</u>	6/24/2006 6:07:24 PM	Yes
3	<u>Was The Annual Financial Report Filed Within One Month After November 27th or January 28th Deadline Depending Upon The District's Fiscal Year End Date (June 30th or August 31st)?</u>	6/24/2006 6:07:24 PM	Yes
4	<u>Was There An Unqualified Opinion in Annual Financial Report?</u>	6/24/2006 6:07:24 PM	Yes
5	<u>Did The Annual Financial Report Not Disclose Any Instance (s) Of Material Weaknesses In Internal Controls?</u>	6/24/2006 6:07:25 PM	Yes
6	<u>Was The Percent Of Total Tax Collections (Including Delinquent) Greater Than 96%?</u>	6/24/2006 6:07:25 PM	Yes
7	<u>Did The Comparisons Of PEIMS Data To Like Information In Annual Financial Report Result In An Aggregate Variance Of Less Than 4 Percent Of Expenditures Per Fund</u>	6/24/2006 6:07:25 PM	Yes

	Type (Data Quality Measure)?		
8	<u>Were Debt Related Expenditures (Net Of IFA And/Or EDA Allotment) < \$770.00 Per Student? (If The District's Five-Year Percent Change In Students = Or > 2%, Or If Property Taxes Collected Per Penny Of Tax Effort > \$100,000, Then Answer This Indicator Yes)</u>	6/24/2006 6:07:25 PM	Yes
9	<u>Was There No Disclosure In The Annual Audit Report Of Material Noncompliance?</u>	6/24/2006 6:07:26 PM	Yes
10	<u>Did The District Have Full Accreditation Status In Relation To Financial Management Practices? (e.g. No Master Or Monitor Assigned)</u>	6/24/2006 6:07:26 PM	Yes
11	<u>Was The Percent Of Operating Expenditures Expended For Instruction More Than 54%?</u>	6/24/2006 6:07:26 PM	Yes
12	<u>Was The Aggregate Of Budgeted Expenditures And Other Uses Less Than The Aggregate Of Total Revenues, Other Resources and Fund Balance In General Fund?</u>	6/24/2006 6:07:26 PM	Yes
13	<u>If The District's Aggregate Fund Balance In The General Fund And Capital Projects Fund Was Less Than Zero, Were Construction Projects Adequately Financed? (To Avoid Creating Or Adding To The Fund Balance Deficit Situation)</u>	6/24/2006 6:07:27 PM	Yes
14	<u>Was The Ratio Of Cash And Investments To Deferred Revenues (Excluding Amount Equal To Net Delinquent Taxes Receivables) In The General Fund = Or > 1:1? (If Deferred Revenues < Net Delinquent Taxes Receivable, Then Answer This Indicator Yes)</u>	6/24/2006 6:07:27 PM	Yes
15	<u>Was The Administrative Cost Ratio Less Than The Standard In State Law?</u>	6/24/2006 6:07:27 PM	Yes
16	<u>Was The Ratio Of Students To Teachers Within the Ranges Shown Below According To District Size?</u>	6/24/2006 6:07:27 PM	Yes
17	<u>Was The Ratio Of Students To Total Staff Within the Ranges Shown Below According To District Size?</u>	6/24/2006 6:07:28 PM	Yes
18	<u>Was The Total Fund Balance In The General Fund More</u>	6/24/2006	Yes

	Than 50% And Less Than 150% Of Optimum According To The Fund Balance And Cash Flow Calculation Worksheet In The Annual Financial Report?	6:07:28 PM	
19	Was The Decrease In Undesignated Unreserved Fund Balance < 20% Over Two Fiscal Years?(If 1.5 Times Optimum Fund Balance < Total Fund Balance In General Fund Or If Total Revenues > Operating Expenditures In The General Fund, Then Answer This Indicator Yes)	6/24/2006 6:07:28 PM	Yes
20	Was The Aggregate Total Of Cash And Investments In The General Fund More Than \$0?	6/24/2006 6:07:29 PM	Yes
21	Were Investment Earnings In All Funds More Than \$15 Per Student?	6/24/2006 6:07:29 PM	Yes

DETERMINATION OF RATING

A.	Did The District Answer 'No' To Indicators 1, 2, Or 3? OR Did The District Answer 'No' To Both 4 and 5? If So, The District's Rating Is Substandard Achievement .	
B.	Determine Rating By Applicable Range For The Number Of Indicators Answered 'No':	
	Superior Achievement	0-2
	Above Standard Achievement	3-4
	Standard Achievement	5-6
	Substandard Achievement	7+ OR 'No' To Critical Indicator(s)

INDICATOR 16 & 17 RATIOS

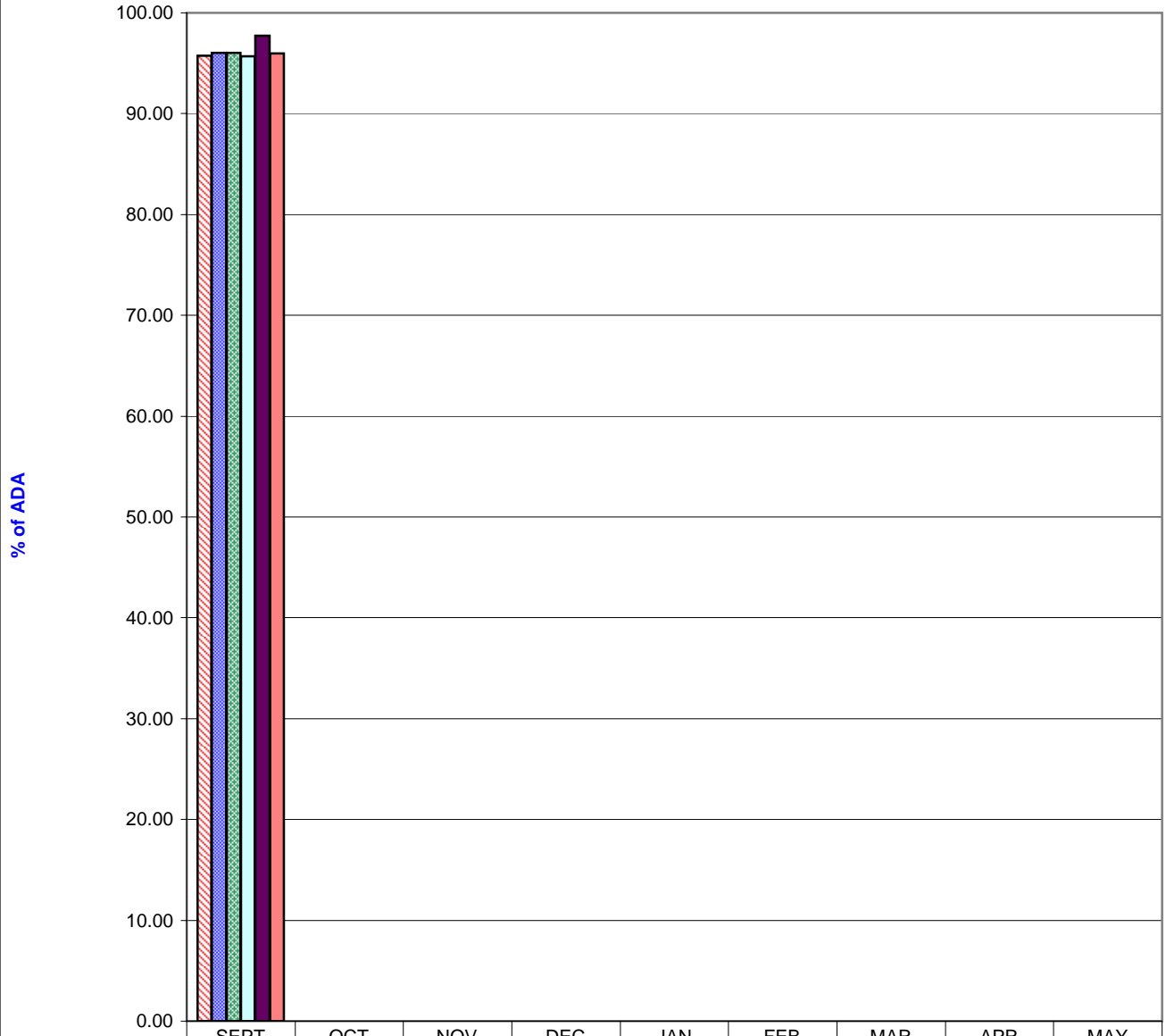
Indicator 16	Ranges for Ratios		Indicator 17	Ranges for Ratios	
	Low	High		Low	High
District Size - Number of Students Between			District Size - Number of Students Between		
< 500	7	22	< 500	4	14
500-999	10	22	500-999	5.5	14

1000-4999	11.5	22	1000-4999	6	14
5000-9999	13	22	5000-9999	6.5	14
=> 10000	13.5	22	=> 10000	6.6	14

Audit Home Page: [School Financial Audits](#) | Send comments or suggestions to schoolaudits@tea.state.tx.us

THE TEXAS EDUCATION AGENCY
 1701 NORTH CONGRESS AVENUE · AUSTIN, TEXAS, 78701 · (512) 463-9734

BISD ADA COMPARISON 2006-2007

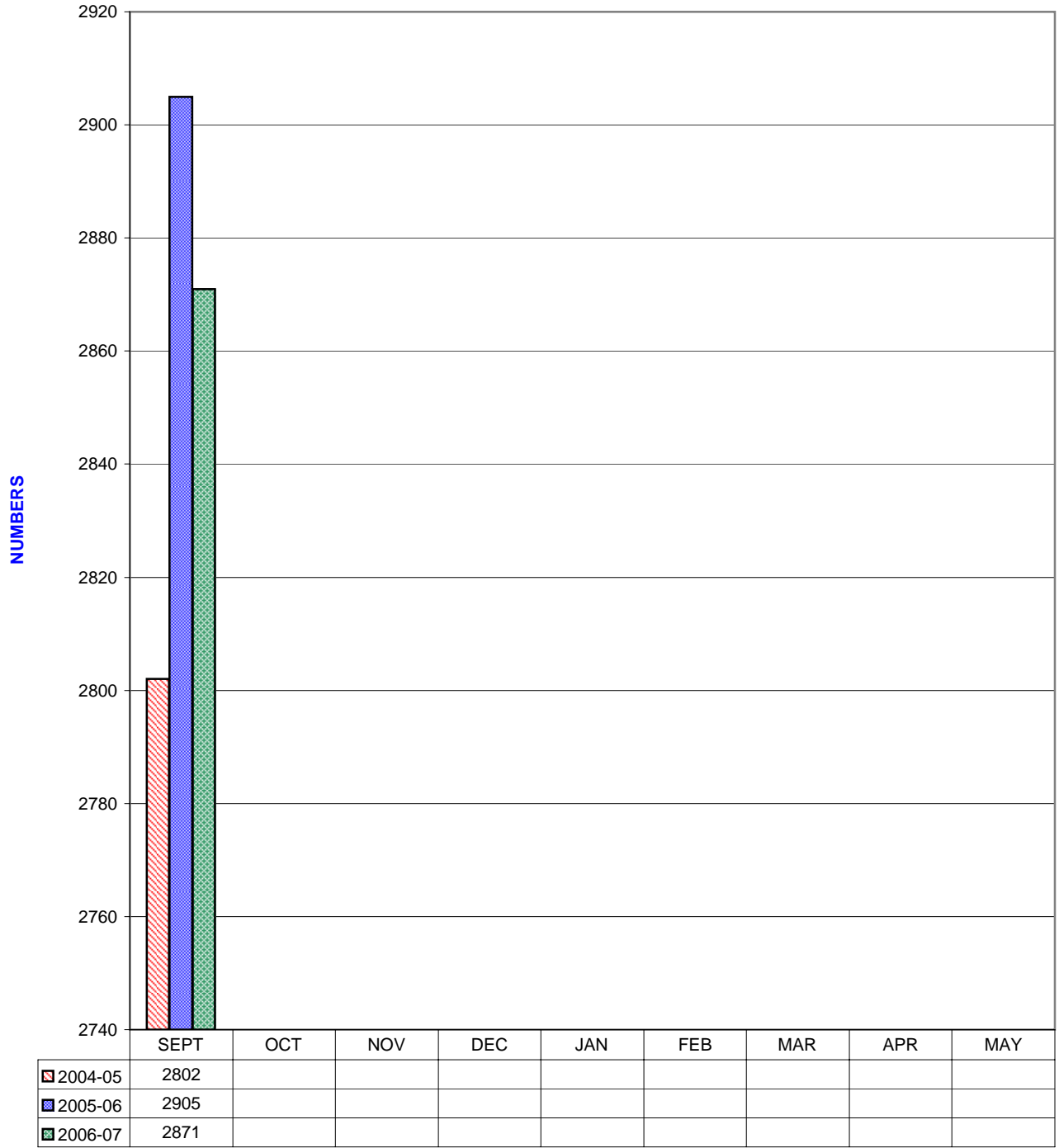


	SEPT	OCT	NOV	DEC	JAN	FEB	MAR	APR	MAY
H.S./Champs	95.76								
Middle School	96.06								
Intermediate	96.03								
PBECC	95.69								
Crockett	97.73								
Gateway	96.00								

MONTHS

H.S./Champs	Middle School	Intermediate
PBECC	Crockett	Gateway

BISD ENROLLMENT COMPARISON



2004-05
 2005-06
 2006-07


SUPERINTENDENT'S REPORT

October 12, 2006

ENROLLMENT September 29, 2006											
CAMPUS	SP. ED.	PPCD	HS	PK	K	1ST	2ND	3RD	4TH	TOTAL	
PAUL BELTON	-	3	81	100	204	-	-	-	-	388	
Teachers	-	1	4*	3**	10	-	-	-	-	23†	
CROCKETT	3	-	-	-	-	-	-	210	204	417	
Teachers	1	-	-	-	-	-	-	11	10	27†	
GATEWAY	3	-	-	-	-	211	216	-	-	430	
Teachers	1	-	-	-	-	11	11	-	-	31†	
TOTAL ELEMENTARY	6	3	81	100	204	211	216	210	204	1235	
TOTAL # CLASSROOM TEACHERS	2	1	4	3	10	11	11	11	10	81	
CAMPUS			5 TH	6 TH	7 TH	8 TH	9 TH	10 TH	11 TH	12 TH	TOTAL
BORGER INTERMEDIATE			185								185
Teachers											13
BORGER MIDDLE				200	220	204	-	-	-	-	624
Teachers											49
BORGER HIGH			-	-	-	-	204	218	212	186	820
Teachers											67
CHAMPS											7
TOTAL SECONDARY			182	200	220	204	204	218	212	186	1,636 (+Champs)
TOTAL # CLASSROOM TEACHERS											129
*3 teachers are ½ time ** 2 - ½ day classes each † includes CEI, Music, P.E., Special Ed., Reading Recovery & Peak teachers											

ENROLLMENTS (Ending 2005-2006 school year, beginning 2006-2007 enrollment, prior and present month enrollment)

May 25, 2006	2,827
August 21, 2006	2,794
August 31, 2006	2,862
September 30, 2006	2,871



P.A.A.S.B.

PANHANDLE AREA ASSOCIATION OF SCHOOL BOARDS

Thursday, October 19, 2006

Dinner at 6:30 p.m.

Meeting at 7:00 p.m.

Region 16 Education Service Center

Host School: Shamrock ISD

Program: Legislative Issues for the Upcoming Legislative Session

Presenter: Jackie Lane, Director of Governmental Relations, TASB

Dues/Meals Remittal

School District _____

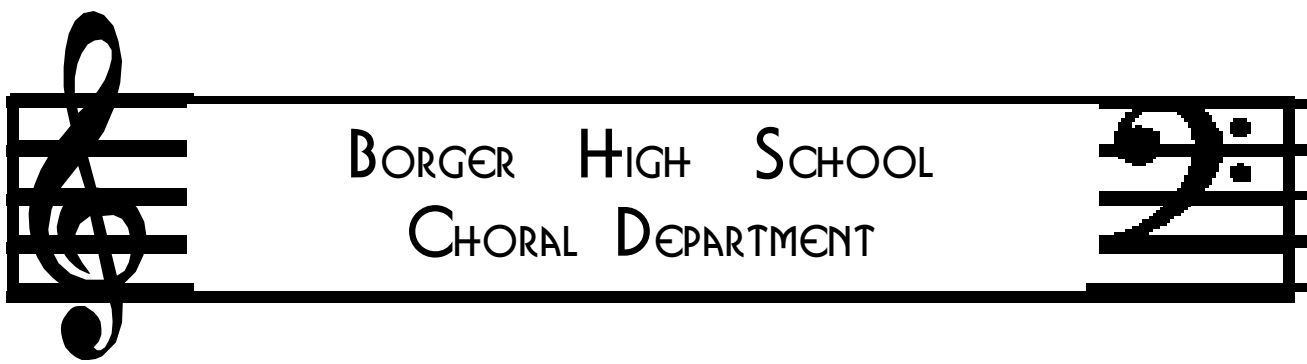
- Remit dues only..... \$50
- Remit dues and meals for the school board & superintendent for 2006-07..... \$290
- Remit dues and meals for October 19, 2006 only...Number attending _____ @ \$10
per attendee plus \$50 for dues = \$_____

Make checks payable to Region 16 ESC

Deadline: Monday, October 16, 2006

Please remit reservations form and payment to:

Region 16 Education Service Center
 Attn: Ronnie Teichelman - PAASB
 5800 Bell Street
 Amarillo, Texas 79109-6230



BORGER HIGH SCHOOL
CHORAL DEPARTMENT

September 10, 2006 twenty one members of the Borger High School Varsity Honors and Varsity Mixed Choirs traveled to Canyon to participate in the second annual West Texas A&M Panhandle Honor Choir. Members received a grand opportunity to sing with students from all over the panhandle, learn and perform quality choral literature and conducted by a nationally renowned choral director/clinician. This year as lasts' each student came away from the day long experience with many new ideas, friends, and great fellowship in the name of choral singing. The students prepared four songs, were involved in a rehearsal/clinic for 5.5 hours, and gave a formal concert at the end of the day. Not only did they sing with other students from the Texas Panhandle, but also they were privileged to have the WTAMU Chorale scattered within the choir singing and helping out. This was a great music educational day and we are so blessed here in Borger to have a school district with such a supportive staff and administration on our behalf, not to mention our outstanding parents who allow us the opportunity to invest choral music with their child.

**"SING"cerely,
Johnny Miller BHS Choral Director**



BORGER HIGH SCHOOL
WEST FIRST STREET
BORGER, TX 79007
(806)273-1029 EXT. 141
FAX - (806) 273-1036



JOHNNY MILLER – DIRECTOR
1207 BOYD
BORGER, TX 79007
(806)274-4215
johnny.miller@borgerisd.net

DESIRE -- DRIVE -- DEDICATION

Choir members do well at District Auditions

September 23, 2006 choir members of the Borger High School Choral Department, along with some 300 others students from all around the Texas Panhandle, attended the first audition of four in the process of making the coveted Texas All-State Choir which is held in February, in San Antonio. The competition was held this year at Randall High School. Towns from around the panhandle brought their singers in hopes of placing them in only 160 available openings. Borger continues its long tradition of successes by placing 15 out of 24 entries giving them a 60% success rate for the day. These students will travel to Tascosa High School on October 21st to audition for the only 96 available openings which will then make up the Region-I All-Region Choir which will then spend a full Saturday on November 11th with a guest conductor in clinic and then a performance that evening at 8pm in the Northern Hall at WTAMU. Borger choir members who made All-District will be competing for the honor of singing in the Region Choir are:

Soprano-I	JoBeth Wasicek	Freshman	11 th chair
Soprano-II	Lizzie Madden	Sophomore	6 th chair
	Allison Grider	Sophomore	7 th chair
Alto-I	Christina Nguyen	Freshman	10 th chair
	Natalie Saenz	Sophomore	12 th chair
	Virginia Darden	Sophomore	22 nd chair
Alto-II	Carlie Riddle	Junior	11 th chair
	Kathryn Watts	Junior	14 th chair
Tenor-I	Nathan Bishop	Senior	13 th chair
	Cameron Crittenden	Freshman	15 th chair
	Darren Brownlee	Freshman	19 th chair
Tenor-II	David Washer	Senior	2 nd chair
Bass-I	Darin Chilcote	Senior	1 st chair
	Shane Walker	Sophomore	10 th chair
Bass-II	Dustin Anderson	Freshman	17 th chair



INFORMATION

RESIGNATIONS

Katy West

September 20, 2006

Dear Borger Independent School District Board Members and administration:

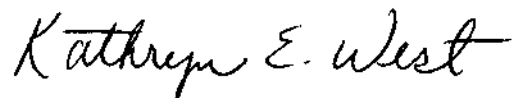
It is with great reluctance that I submit this letter of resignation, effective December 22, 2006.

My husband and I have decided to retire.

It has been a genuine pleasure working for the Borger Independent School District during the past twenty four years. I have been surrounded by wonderful teachers and administrators. I have always appreciated the tremendous support the School Board has shown the teachers in the district.

I will miss the many friends I have made through the years.

Sincerely:

A handwritten signature in cursive script that reads "Kathryn E. West". The signature is written in black ink and is positioned below the word "Sincerely:".

Kathryn E. West

SUPERINTENDENT'S REPORT

<u>NAME</u>	<u>ASSIGNMENT</u>	<u>CAMPUS</u>	<u>DEGREE</u>
Kristy Philippe	Asst. Principal	BHS	Master's

Superintendent's Report

Information Only

SUBSTITUTE TEACHERS

October 12, 2006

**Barkley, Amanda
Foster, Mickey
Grogan, Nancy
Haynes, Shaunita
Hernandez, Angelina
Hipolito, Cynthia
Johnson, Tammy
McCollum, Anna
Moore, Rebecca
Sandefur, Regina
Smith, Barbara
Watson, Jammie
Yerby, Magen**

**MINUTES OF REGULAR MEETING
BOARD OF TRUSTEES
BORGER INDEPENDENT SCHOOL DISTRICT
September 18, 2006**

MEMBERS PRESENT: Mr. Gary Schneck, Mrs. Elaine Feese, Mr. Johnny Rusten, Mr. Robert Bradley, Mr. David Brandon, Mrs. Charlotte Williams and Mr. Todd Harris

MEMBERS ABSENT: None

OTHERS PRESENT: Superintendent Clifton Stephens, Assistant Superintendent Linda Rotramel, Assistant Superintendent Frank Henderson, Director of Special Programs and Grants Bobbie Nichols, HAC SSA Director Patti Brown, Technology Director Dewey De Loe, and Director of Transportation Kenneth Coleman, Principals Matt Ammerman, Bob Callaghan, Randal Hatfield, Shannon Morrison, and Rick Say, and BCTA Representative Paula Coleman.

VISITORS: Cheryl Webster, Noah Webster, Eli Williams, Mr. and Mrs. Don Williams.

CALL TO ORDER: Mr. Schneck, President of the Board, called the meeting of the Borger Independent School District Board of Trustees to order at 7:03 p.m. in the Borger I.S.D. Administrative Board Room. "Let the record show that a quorum of board members is present, that this meeting has been duly called and that notice of this meeting has been posted in accordance with the Texas Open Meetings Act, Texas Government Code, Chapter 551."

The Pledge of Allegiance was given.

Mr. Schneck extended a cordial welcome to all present.

OPEN FORUM: No One Appeared

OATH OF OFFICE TO TODD HARRIS Mr. Frank Henderson, Assistant Superintendent of Business issued the oath of office to Mr. Todd Harris the new Board Trustee for Borger I.S.D.

SUPERINTENDENT'S REPORT

- A. Eli Williams, Senior at Borger High was recognized by Mr. Bob Callaghan for being selected as a National Merit Scholar Semi-Finalist. Noah Webster was also recognized by Mr. Callaghan as being selected as a National Merit Commended Scholar. Mr. Gary Schneck, Board President, on behalf of the entire Board of Trustees, congratulated the two young men for these accomplishments.
- B. Mr. Stephens reviewed the Borger Independent School District Enrollment. As of August 31, 2006 there were 2,862 students attending Borger I.S.D.
- C. Mr. Stephens reviewed the dates for the TASA/TASB Conference October 6-8, 2007.
- D. The Borger I.S.D. Substitute teacher list was reviewed.

(ATTACH LIST INTO MINUTE BOOK)

- E. Level II School Board Training was discussed. Topics available were discussed.

F. Superintendent Stephens updated those present on the bond status. He stated that the bond funds will be available September 19, 2006. The amount of the funds available will be \$19,744,354.72.

(ATTACH LETTER INTO MINUTE BOOK)

**NEW BUSINESS FOR
CONSIDERATION/ACTION**

CONSENT AGENDA: It was moved by Mr. Brandon, seconded by Mr. Bradley and carried unanimously to approve the consent agenda as recommended by the administration. The following items were approved:

1. Minutes of Regular Meeting August 8, 2006 / with corrections
2. Minutes of Special Meeting August 17, 2006
3. Minutes of Special Meeting August 31, 2006
4. State Waiver for Modified Schedule
5. August 2006 Payroll - \$1,325,294.93
6. June 2006 Disbursements -\$596,789.81

**AUTHORIZATION
OF SIGNATURES**

It was moved by Mrs. Feese, seconded by Mrs. Williams and carried unanimously to authorize Mr. Gary Schneck and Mr. Frank Henderson to set up and sign for accounts listed.

(ATTACH LETTERS INTO MINUTE BOOK)

**BIDS
SALE OF 1979
FORD PICK UP
TRUCK**

It was moved by Mr. Bradley, seconded by Mr. Rusten and carried unanimously to accept the bid from Elizabeth Skaggs, in the amount of \$1000.00 for the 1979 Pick up Truck.

**PERSONNEL:
Resignations**

It was moved by Mrs. Feese seconded by Mr. Rusten and carried unanimously to accept, with regrets the resignation of Karolyn George, Assistant Principal at Borger High School.

FINANCIAL REPORTS: Copies of reports on school funds for the month ending August 31, 2006 were submitted by the Finance Department. Bank Balances were as follows:

GENERAL OPERATING	\$	265,367.67
WORKER'S COMP/BENEFITS		67,027.01
TRS CARE, HEALTH INSURANCE CLAIMS		72.27
CAFETERIA PLAN		39,852.96
TOTAL	\$	<u>372,319.91</u>

TAXES: A report on tax collections for the period ending August 31, 2006 was submitted by the Appraisal District.

(ATTACH COPY OF REPORTS INTO MINUTE BOOK)

ADJOURNMENT: There being no further business, it was moved by Mr. Schneck, seconded by Mr. Bradley and carried unanimously to adjourn the meeting at 7:57 p.m.

**SPECIAL MEETING
Board of Trustees
Borger Independent School District
September 28, 2006**

- MEMBERS PRESENT:** Mr. Gary Schneck, Mr. Robert Bradley, Mr. Todd Harris, and Mr. Johnny Rusten.
- MEMBERS ABSENT:** Mr. David Brandon, Mrs. Elaine Feese, and Mrs. Charlotte Williams
- VISITORS:** None
- OTHERS PRESENT:** Superintendent Clifton Stephens, Assistant Superintendent Frank Henderson, Allan Wolf, Parkhill, Smith, & Cooper, Rhett Graham, Parkhill, Smith, and Cooper and Michelle Berry, Borger News Herald Correspondent.
- CALL TO ORDER:** Mr. Schneck, President of the Board, called the meeting of the Borger Independent School District Board of Trustees to order at 12:24 p.m. in the Administrative Center Board Room. "Let the record show that a quorum of board members is present, that this meeting has been duly called, and that notice of this meeting has been posted in accordance with the Texas Open Meetings Act, Texas Government Code Chapter 551."
- WELCOME:** President Schneck welcomed all who were present and thanked all present for attending.
- APPROVE AGENDA:** It was moved by Mr. Bradley, seconded by Mr. Rusten and carried unanimously to approve the agenda as presented.
- CONSIDERATION/
ACTION**
- APPROVAL AND
DISCUSSION OF
COMPETITIVE SEALED
BID PROPOSALS AND
SELECTION OF NUMBER
ONE RANKED
PROPOSER:** Mr. Allan Wolf from Parkhill, Smith & Cooper, reviewed the proposals and bid tabulation from the firms submitting

proposals. Mr. Wolf indicated that the scoring committee rated L.A. Fuller & Sons number one based on the sealed bid proposal criteria.

It is the recommendation by the administration to award L.A. Fuller & Sons the Middle School Campus Athletic Field, Parking and Roadway Improvement based upon the scoring committee results.

It was moved by Mr. Bradley, seconded by Mr. Harris and carried unanimously to accept the recommendation by the Administration to award L.A. Fuller & Sons the BMS Campus Athletic Field, Parking and Roadway Improvement Project with the base bid of \$671,615.00.

(ATTACH COMPLETE BID TABULATION INTO MINUTE BOOK)

BIDS

TRANSPORTATION:

Sale of 1979 Ford Pick Up

It was moved by Mr. Harris, seconded by Mr. Bradley and carried unanimously to accept the bid of \$300 from Mr. Isidro Pedro for the 1979 Ford Pick up Truck due to that Mrs. Elizabeth Skaggs withdrew her earlier bid.

ADJOURNMENT

There being no further business, it was moved by Mr. Schneck, seconded by Mr. Bradley and carried unanimously to adjourn the meeting at 12:49 p.m.

Borger Independent School District

Davy Crockett Elementary School

Shannon Morrison, Principal

400 Kaye Street , Borger, TX 79007

806 273-1054 Fax 806 273-1067

September 27, 2006

Dear Mr. Stephens and Board of Trustees,

I recommend we accept the donation of \$500.00 from Canadian River Archery & Gun Club, Inc. on behalf of the PEAK program at Crockett Elementary School. This was donated to Jackie Marshall for the PEAK program.

Thank you,

A handwritten signature in cursive script that reads "Shannon Morrison". The signature is written in black ink and is positioned to the right of the typed name.

Shannon Morrison

Borger Independent School District

Davy Crockett Elementary School

Shannon Morrison, Principal

400 Kaye Street , Borger, TX 79007

806 273-1054 Fax 806 273-1067

September 27, 2006

Dear Mr. Stephens and Board of Trustees,

I recommend we accept the donation of \$100.00 from Borger High School on behalf of Bulldog Crime program for the good of Crockett Elementary School.

Thank you,

A handwritten signature in cursive script that reads "Shannon Morrison". The signature is written in black ink and is positioned above the printed name.

Shannon Morrison

September 18, 2006

Borger ISD
200 E. 9th
Borger, TX 79007

Dear Mr. Stephens,

On behalf of the BHS Soccer Booster Club, I would like to present the payment of \$2500.00 for the soccer field lights. The lights were a true asset to the field and were very useful during our 3V3 tournament this summer. I have been asked by several parents about the payment of the lights. When this project was started we were told that the band would also help with the payment. I know that Conoco Phillips paid \$15,000 and with this payment included soccer has paid \$5000.00. I know that the total was around \$40,000.00. Can you help clear up what the beginning balance was and the remaining balance?

All the parents expect this to be a big year for the Boys Soccer program. This group has been playing for many years together and we expect them to go a long way in the playoffs. The Girls Soccer program will also have a great year under the direction of our new soccer coach. As a booster club we will be there to help support both teams. As always, we has parents, appreciate Borger ISD for the opportunity you give us to support our sport.

Thanks,



Raedella Mitchell
BHS Soccer Club President

TEXTBOOK COMMITTEE 2006-2007

Lisa Moltz - 8th grade

Rhonda Sudbrink – 7th grade

Amber Carlisle – 6th grade

Cyndee Hickman – Math Department Head

Nichole Kobert – Algebra II

Pam Walker – Pre-Cal

Trilby Hutchinson – Algebra I

CONSIDERATION / ACTION

Name the Hutchinson County Extension Agents as adjunct staff members of Borger Independent School District.

Tom Benton

Sandra Duke

Borger Independent School District

September 30, 2006

Borger ISD Payroll	\$ 1,397,220.90
--------------------	-----------------

BORGER ISD CHECK REGISTER
SEPTEMBER 30, 2006

CHECK #	DATE	VENDOR	AMOUNT
23037	09/07/06	Cara Nacole Adams	\$ 258.00
23038	09/07/06	Craig Black	\$ 348.00
23039	09/07/06	Jason Carter	Void
23040	09/07/06	Dumas ISD	\$ 75.00
23041	09/07/06	Whitney Drake Purcell	\$ 97.00
23042	09/07/06	Leslie C Young	\$ 507.00
23043	09/08/06	Cara Nacole Adams	\$ 160.00
23044	09/08/06	ASCD	\$ 79.00
23045	09/08/06	ASCD	\$ 79.00
23046	09/08/06	Borger Chamber of Commerce	\$ 400.00
23047	09/08/06	United Way	\$ 20.00
23048	09/13/06	A&D Bookstore & Supply	\$ 106.64
23049	09/13/06	Cara Nacole Adams	\$ 160.00
23050	09/13/06	AFA Inc	\$ 582.00
23051	09/13/06	Chele Alexander	\$ 338.76
23052	09/13/06	American Assoc	\$ 101.00
23053	09/13/06	Audio Video Corp	\$ 356.80
23054	09/13/06	Auto-Chlor System-Golden	\$ 894.10
23055	09/13/06	Donna W Barbee	\$ 199.26
23056	09/13/06	Best Access Systems	\$ 1,210.56
23057	09/13/06	Huell Bingham Service Co	\$ 6,382.00
23058	09/13/06	Susan L Blackwell	\$ 182.25
23059	09/13/06	Merle Blakely	\$ 50.00
23060	09/13/06	Amy J Blansett	\$ 34.96
23061	09/13/06	Blue Bell Creameries LP	\$ 921.77
23062	09/13/06	Teresa Lynn Bodey	\$ 49.09
23063	09/13/06	Bookbinding & Laminating	\$ 129.50
23064	09/13/06	Borger Basketball Booster	\$ 160.00
23065	09/13/06	Borger News-Herald	\$ 911.61
23066	09/13/06	Cathy J Bradley	\$ 198.07
23067	09/13/06	David Ernest Brink	\$ 456.00
23068	09/13/06	Brook Mayes Music Co	\$ 155.00
23069	09/13/06	Daniel Carlton	\$ 120.00
23070	09/13/06	Alton Carpenter	\$ 579.00
23071	09/13/06	Julie J Casey	\$ 77.00
23072	09/13/06	CDW G	\$ 2,030.34
23073	09/13/06	Center for Education & Em	\$ 154.95
23074	09/13/06	Childrends Rehabilitation	\$ 4,555.96
23075	09/13/06	City of Borger	\$ 43.00
23076	09/13/06	The Cleaners	\$ 87.95
23077	09/13/06	Coca Cola Bottling Co of	\$ 297.60
23078	09/13/06	Dealers Electric Supply	\$ 263.59
23079	09/13/06	Diamond Business Service	\$ 1,967.88
23080	09/13/06	Jordan Dunlap	\$ 60.00
23081	09/13/06	Suzanne Duvall	\$ 2,895.50

23082	09/13/06	Ebsco Subscription Service	\$	914.82
23083	09/13/06	EducationalAmerica.net	\$	219.00
23084	09/13/06	Electric City Printing	\$	116.28
23085	09/13/06	Equity Center	\$	2,720.00
23086	09/13/06	Deborah Tice Eubank	\$	38.62
23087	09/13/06	Family Fun	\$	10.00
23088	09/13/06	Faucet Parts Center Inc	\$	58.35
23089	09/13/06	Richard Fitch	\$	70.00
23090	09/13/06	Frances Camp Fletcher	\$	330.48
23091	09/13/06	Foster Plumbing	\$	431.70
23092	09/13/06	Allen Frazier	\$	17.51
23093	09/13/06	Max T Frick	\$	70.00
23094	09/13/06	Gale Group	\$	961.92
23095	09/13/06	Geralds Office Products		Void
23096	09/13/06	Geralds Office Products		Void
23097	09/13/06	Geralds Office Products		Void
23098	09/13/06	Geralds Office Products	\$	7,996.55
23099	09/13/06	GKT Consulting Inc	\$	305.00
23100	09/13/06	Glasfloss Industries Inc	\$	1,479.60
23101	09/13/06	Grainger Inc	\$	130.50
23102	09/13/06	Clinton Grange	\$	344.00
23103	09/13/06	H & H Printing		Void
23104	09/13/06	H & H Printing	\$	11,681.30
23105	09/13/06	John Hadley	\$	165.00
23106	09/13/06	Nadine Hadley	\$	230.00
23107	09/13/06	Dora Haney	\$	196.00
23108	09/13/06	Harris Ratings Weekly	\$	99.00
23109	09/13/06	Alessa Herber	\$	321.95
23110	09/13/06	Leslie Herber	\$	190.00
23111	09/13/06	Greg Hill	\$	40.00
23112	09/13/06	Honeywell Inc	\$	189.97
23113	09/13/06	C.E. House Insurance	\$	71.00
23114	09/13/06	HS Act Fund-Self Contain	\$	600.00
23115	09/13/06	HS Act Fund Vac Tran	\$	500.00
23116	09/13/06	Imageplusenterprises LLC	\$	451.00
23117	09/13/06	Jents House of Music Inc	\$	1,839.91
23118	09/13/06	Jerrys Plumbing Inc	\$	11.45
23119	09/13/06	GE Jones Electric Co	\$	9.15
23120	09/13/06	Jostens Inc	\$	47.19
23121	09/13/06	Julie Ann Kelley	\$	149.04
23122	09/13/06	Kens Battery & Electric	\$	395.30
23123	09/13/06	Kevin D Kuehler	\$	792.00
23124	09/13/06	La Pointe Educational Con	\$	1,019.00
23125	09/13/06	Lake Steel Inc	\$	70.00
23126	09/13/06	Lennox Industries Inc	\$	167.19
23127	09/13/06	Jim Luginbill	\$	118.95
23128	09/13/06	Lunchbyte Systems Inc	\$	2,214.35
23129	09/13/06	M & M Auto Parts	\$	60.39
23130	09/13/06	Macksco Supply LLC	\$	118.40
23131	09/13/06	The Mailbox	\$	59.90
23132	09/13/06	Marks Plumbing Parts	\$	656.68
23133	09/13/06	Jacqueline Louise Marshal	\$	299.64

23134	09/13/06	McCall Pattern Co	\$	40.00
23135	09/13/06	McKee Baking Co	\$	456.76
23136	09/13/06	Medicaid Claim of Tx Inc	\$	480.06
23137	09/13/06	Message Makers	\$	243.15
23138	09/13/06	Metalwood Bats LLC	\$	70.00
23139	09/13/06	Midwest Bioservice Co	\$	534.00
23140	09/13/06	Miller Paper	\$	1,817.72
23141	09/13/06	Marie Mongold	\$	201.00
23142	09/13/06	Morton Lumber Co	\$	2,002.59
23143	09/13/06	Movie Licensing USA	\$	352.50
23144	09/13/06	Mr. Treat	\$	969.87
23145	09/13/06	Mrs. Bairds Bakeries		Void
23146	09/13/06	Mrs. Bairds Bakeries	\$	1,550.85
23147	09/13/06	Angie Munoz	\$	30.00
23148	09/13/06	N B S	\$	40.21
23149	09/13/06	National Association School	\$	139.50
23150	09/13/06	National Forensic League	\$	99.00
23151	09/13/06	National Science Teachers	\$	74.00
23152	09/13/06	Nurses Aid School Health	\$	750.00
23153	09/13/06	Patrick Odom	\$	70.00
23154	09/13/06	Ozarka Spring Water/Aquao	\$	19.50
23155	09/13/06	Pac N Mail	\$	911.04
23156	09/13/06	Panhandle Paging	\$	18.95
23157	09/13/06	PAO Enterprises	\$	1,682.00
23158	09/13/06	Deborah Parsley	\$	340.60
23159	09/13/06	Parsleys Roofing Inc	\$	1,470.00
23160	09/13/06	Cathryn Fern Pesch	\$	119.00
23161	09/13/06	Pioneer Products Inc	\$	496.95
23162	09/13/06	Plains Dairy		Void
23163	09/13/06	Plains Dairy	\$	4,592.04
23164	09/13/06	Popular Supply	\$	1,212.36
23165	09/13/06	Powerspray Landscape & Sp	\$	2,042.00
23166	09/13/06	Westair Praxair Dist. Inc	\$	84.65
23167	09/13/06	Whitney Drake Purcell	\$	344.00
23168	09/13/06	Pyramid Education Consult	\$	395.00
23169	09/13/06	R&R Machine Shop Inc	\$	518.60
23170	09/13/06	Lee Ratliff	\$	197.00
23171	09/13/06	Region XVI Ed Svc Center	\$	385.00
23172	09/13/06	Reliance Communications I	\$	369.00
23173	09/13/06	John Rickwartz	\$	460.21
23174	09/13/06	Judith Susann Riggle	\$	7.57
23175	09/13/06	RMI Bryant	\$	549.92
23176	09/13/06	Steve Roberts	\$	81.98
23177	09/13/06	Mary E Robinson	\$	279.45
23178	09/13/06	SBC	\$	100.30
23179	09/13/06	Steven Schneider PHD	\$	220.00
23180	09/13/06	Scholastic Inc	\$	2,800.00
23181	09/13/06	School Arts	\$	24.95
23182	09/13/06	Schriber Foods Inc	\$	150.00
23183	09/13/06	Nickie J Schroeder	\$	18.97
23184	09/13/06	The Security Company	\$	69.00
23185	09/13/06	Joseph S Shelton	\$	729.00

23186	09/13/06	Brenda K Snow	\$	76.95
23187	09/13/06	Sportsdecals Inc	\$	94.50
23188	09/13/06	Pamela M Stegall	\$	77.00
23189	09/13/06	Dudley Stephenson	\$	50.00
23190	09/13/06	Cliff Summar	\$	98.95
23191	09/13/06	Rickey Summar	\$	171.32
23192	09/13/06	Sungard Pentamation Inc	\$	3,891.74
23193	09/13/06	Sweet Rewards	\$	54.20
23194	09/13/06	TACS	\$	510.00
23195	09/13/06	TAGT Membership	\$	407.00
23196	09/13/06	Tarpley Music Co Inc	\$	801.64
23197	09/13/06	TASA	\$	225.00
23198	09/13/06	TASB	\$	1,675.00
23199	09/13/06	TASB Risk Management	\$	89,800.29
23200	09/13/06	TASBO	\$	100.00
23201	09/13/06	TEPSA	\$	275.00
23202	09/13/06	Texas Forensic Assoc	\$	120.00
23203	09/13/06	Texas Gas Service	\$	695.80
23204	09/13/06	Texas Monarch Management	\$	290.00
23205	09/13/06	U S Foods Inc		Void
23206	09/13/06	U S Foods Inc	\$	25,591.67
23207	09/13/06	United Supermarket	\$	123.54
23208	09/13/06	Univ of Texas System	\$	975.00
23209	09/13/06	Univar	\$	305.00
23210	09/13/06	Vernon & Sons Tire Co	\$	21.00
23211	09/13/06	Lori Michelle Villanueva	\$	146.61
23212	09/13/06	Vogue Ventures	\$	682.60
23213	09/13/06	Walsh Anderson	\$	500.00
23214	09/13/06	James M Warnica PSYD	\$	510.00
23215	09/13/06	The Water Store	\$	19.50
23216	09/13/06	Sport Weddel	\$	163.95
23217	09/13/06	Western Auto	\$	1.99
23218	09/13/06	Nancy E White	\$	166.46
23219	09/13/06	Wilkerson Storage Co	\$	68.60
23220	09/13/06	Xcel Energy	\$	13,068.22
23221	09/13/06	Xerox Corporation	\$	10,029.13
23222	09/13/06	Leslie C Young	\$	432.00
23223	09/13/06	Geralds Office Products	\$	69.08
23224	09/13/06	Culligan Water Conditioner	\$	45.00
23225	09/13/06	Custom Food Group	\$	73.00
23226	09/13/06	Herff Jones Inc	\$	1,019.85
23227	09/13/06	Paul Belton Early Childhood	\$	433.85
23228	09/13/06	Scholastic Inc	\$	2,800.00
23229	09/13/06	The Water Store	\$	18.50
23230	09/14/06	Michael Joseph Bos	\$	25.00
23231	09/14/06	Cassie R Cagle	\$	25.00
23232	09/14/06	CTN Educational Services	\$	80.00
23233	09/14/06	Eric Enriquez	\$	25.00
23234	09/14/06	Patrick S Lewis	\$	25.00
23235	09/14/06	Raven Kelsey Martinez	\$	25.00
23236	09/14/06	Tabitha Gandy Mayo	\$	25.00
23237	09/14/06	Motor Age Training	\$	241.90

23238	09/14/06	Texas Department of State	\$	588.00
23239	09/14/06	Western Sizzlin	\$	396.50
23240	09/14/06	Region I Music Exec Com	\$	295.00
23241	09/14/06	TMEA Region I	\$	295.00
23242	09/20/06	2004 Allsop Inc	\$	259.74
23243	09/20/06	ABC School Supply	\$	57.49
23244	09/20/06	Academic Therapy	\$	193.60
23245	09/20/06	Cara Nacole Adams	\$	184.00
23246	09/20/06	Cara Nacole Adams	\$	324.00
23247	09/20/06	jason Adkins	\$	54.00
23248	09/20/06	Raul Aguilar	\$	99.70
23249	09/20/06	Alert Services	\$	1,758.04
23250	09/20/06	Alta Book Center	\$	526.38
23251	09/20/06	American Library Preview	\$	179.50
23252	09/20/06	Anchorage Press Plays Inc	\$	105.70
23253	09/20/06	Angelus Pacific Co Inc	\$	600.00
23254	09/20/06	Apperson Education Products	\$	672.73
23255	09/20/06	Arbor Scientific	\$	458.07
23256	09/20/06	Auto-Chlor System-Golden	\$	467.24
23257	09/20/06	Award Decals Inc	\$	432.50
23258	09/20/06	Awards & Such	\$	81.00
23259	09/20/06	Best Computer Supplies	\$	521.68
23260	09/20/06	Robbie Worsley Billington	\$	60.00
23261	09/20/06	Bio Corporation	\$	691.58
23262	09/20/06	Sandra Black	\$	54.00
23263	09/20/06	Blue Bell Creameries LP	\$	702.39
23264	09/20/06	Bart Boren	\$	50.00
23265	09/20/06	Bose Corp	\$	449.10
23266	09/20/06	Ron Brannan	\$	50.00
23267	09/20/06	Brevis Corporation	\$	36.12
23268	09/20/06	Bucks Sporting Goods Inc	\$	21,752.82
23269	09/20/06	Buttercup House Inc.	\$	126.00
23270	09/20/06	Calloway House Inc	\$	743.09
23271	09/20/06	Carlex	\$	197.26
23272	09/20/06	Carolina Biological	\$	1,650.77
23273	09/20/06	Alton Carpenter	\$	1,020.00
23274	09/20/06	Carson Delosa Publishing	\$	365.29
23275	09/20/06	CDW G	\$	1,059.24
23276	09/20/06	Chalks Truck Parts Inc	\$	378.55
23277	09/20/06	Channing L. Bete Co Inc	\$	70.40
23278	09/20/06	Clarus Music	\$	210.79
23279	09/20/06	Classroomdirect	\$	1,313.91
23280	09/20/06	Evelyn Kay Coffman	\$	54.00
23281	09/20/06	Compliance Consortium Cor	\$	69.50
23282	09/20/06	Delta Systems Co Inc	\$	7.95
23283	09/20/06	Discover Writing Workshop	\$	325.00
23284	09/20/06	Discovery Channel School	\$	230.60
23285	09/20/06	Daniel Downey	\$	87.00
23286	09/20/06	Dumas High School	\$	2,500.00
23287	09/20/06	Cody Duncan	\$	380.00
23288	09/20/06	Dyna Systems	\$	531.25
23289	09/20/06	Dynamics Corporation	\$	176.85

23290	09/20/06	Educational Ent Recording	\$	151.00
23291	09/20/06	Educational Inovations	\$	416.58
23292	09/20/06	Educational Record Cent	\$	575.26
23293	09/20/06	Educators Outlet Inc	\$	348.04
23294	09/20/06	Marie Estes	\$	60.00
23295	09/20/06	ETA Cuisenaire	\$	1,807.54
23296	09/20/06	Examgen Inc	\$	625.00
23297	09/20/06	Kevin Farmer	\$	50.00
23298	09/20/06	Flinn Scientific Inc	\$	2,931.03
23299	09/20/06	Frog Street Press	\$	436.68
23300	09/20/06	Frontier Fuels Co	\$	6,542.34
23301	09/20/06	Carol E Galloway	\$	82.85
23302	09/20/06	Gateway Computers	\$	1,698.53
23303	09/20/06	Geralds Office Products	\$	1,489.96
23304	09/20/06	Geralds Office Products	\$	1,599.20
23305	09/20/06	Geyer Instructional Aids	\$	1,146.88
23306	09/20/06	Glasfloss Industries Inc	\$	1,492.80
23307	09/20/06	Gopher Sports Equipment	\$	1,546.10
23308	09/20/06	Great Ideas for Teaching	\$	117.70
23309	09/20/06	Johnny Gunter	\$	44.00
23310	09/20/06	H&H Printing Etc	\$	36.60
23311	09/20/06	Nadine Hadley	\$	125.00
23312	09/20/06	Dora Haney	\$	53.00
23313	09/20/06	Jerry Hatlely	\$	135.95
23314	09/20/06	Franklin R Henderson	\$	96.00
23315	09/20/06	Randy Hendrick	\$	87.00
23316	09/20/06	Alessa Herber	\$	88.95
23317	09/20/06	Leslie Herber	\$	40.00
23318	09/20/06	Tracy Lynne Howard	\$	145.00
23319	09/20/06	Ideas	\$	120.50
23320	09/20/06	Indeco Sales Inc	\$	133.63
23321	09/20/06	Insect Lore	\$	208.55
23322	09/20/06	Interquest Detection Cani	\$	400.00
23323	09/20/06	Jims Bearings & Supply	\$	27.70
23324	09/20/06	JS Printing Inc	\$	99.00
23325	09/20/06	Junior Library Guild	\$	842.40
23326	09/20/06	Junior Library Guild	\$	3,214.20
23327	09/20/06	Kimbo Educational	\$	61.95
23328	09/20/06	Lakeshore Learning Material	\$	6,662.66
23329	09/20/06	Land O Lakes	\$	150.30
23330	09/20/06	Jerry Lawlis	\$	72.00
23331	09/20/06	Lawns A lot Spraying	\$	1,075.00
23332	09/20/06	The Learning Seed	\$	277.00
23333	09/20/06	Phil Lemons	\$	72.00
23334	09/20/06	Lingui Systems	\$	34.95
23335	09/20/06	Lubbock Audio Visual Inc	\$	49.84
23336	09/20/06	M & M Auto Parts	\$	11.43
23337	09/20/06	William V Macgill & Co	\$	666.90
23338	09/20/06	William V Macgill & Co	\$	614.85
23339	09/20/06	Keith Martin	\$	184.90
23340	09/20/06	Maverick Books Inc	\$	61.70
23341	09/20/06	Caprice Mayhew	\$	86.35

23342	09/20/06	Mickey McCall	\$	72.00
23343	09/20/06	Chris McCollum	\$	54.00
23344	09/20/06	Warren McCollum	\$	54.00
23345	09/20/06	McCormicks	\$	446.35
23346	09/20/06	McDonald Publishing	\$	71.06
23347	09/20/06	McDougal Littell	\$	701.71
23348	09/20/06	McKee Baking Co	\$	143.24
23349	09/20/06	Medco Sports Medicine	\$	74.45
23350	09/20/06	Meridian Educational Corp	\$	539.68
23351	09/20/06	Message Makers	\$	64.80
23352	09/20/06	Michael Foods Inc	\$	562.08
23353	09/20/06	Johnny Miller	\$	219.00
23354	09/20/06	Miller Paper Co	\$	128.58
23355	09/20/06	Marie Mongold	\$	85.00
23356	09/20/06	Mr. Treat	\$	684.26
23357	09/20/06	Mrs Bairds Bakeries	\$	978.02
23358	09/20/06	Muleshoe High School	\$	305.00
23359	09/20/06	N B S	\$	65.53
23360	09/20/06	NASCO		Void
23361	09/20/06	NASCO	\$	2,079.00
23362	09/20/06	National School Business	\$	183.89
23363	09/20/06	National Business Furniture	\$	267.00
23364	09/20/06	Noodle Soup	\$	37.40
23365	09/20/06	Oreilly Automotive Inc	\$	771.93
23366	09/20/06	One Stop Bus Stop Inc	\$	113.43
23367	09/20/06	Oriental Trading Co Inc	\$	1,007.79
23368	09/20/06	Earl Osteen	\$	52.00
23369	09/20/06	Ozarka Spring Water/Aquao	\$	26.50
23370	09/20/06	Parkers Distributing Co	\$	173.40
23371	09/20/06	Parsleys Roofing Inc	\$	350.00
23372	09/20/06	Michael Payne	\$	87.00
23373	09/20/06	Ronnie Payne	\$	50.00
23374	09/20/06	PCI Educational Publishing	\$	511.45
23375	09/20/06	Penworthy Co	\$	146.45
23376	09/20/06	Perfection Learning Corp	\$	413.11
23377	09/20/06	Perma Bound	\$	144.70
23378	09/20/06	Jeffrey L Pinkerton	\$	127.00
23379	09/20/06	Pitsco Inc	\$	822.24
23380	09/20/06	Plains Dairy	\$	3,264.12
23381	09/20/06	Westair Praxair Dist. Inc	\$	931.00
23382	09/20/06	Print Solutions	\$	4,391.04
23383	09/20/06	Professional Turf Product	\$	222.02
23384	09/20/06	Fred Pryor Seminars	\$	292.70
23385	09/20/06	Clark Pylant	\$	72.00
23386	09/20/06	R&R Machine Shop Inc	\$	1,548.40
23387	09/20/06	Really Good Stuff Inc	\$	585.36
23388	09/20/06	Region IV Education Service	\$	905.00
23389	09/20/06	Region XVI Ed Svc Center	\$	50.00
23390	09/20/06	Remedia Publ Inc	\$	109.23
23391	09/20/06	Resources For Reading Inc	\$	827.92
23392	09/20/06	Rigby	\$	3,794.87
23393	09/20/06	Debbie Lin Roberts	\$	23.00

23394	09/20/06	Steve Roberts	\$	43.00
23395	09/20/06	Charles Ross	\$	98.95
23396	09/20/06	Mickey Sanders	\$	50.00
23397	09/20/06	Sargent Welch Scientific	\$	768.04
23398	09/20/06	Sav On Office Supplies	\$	24.95
23399	09/20/06	Sax Arts & Crafts	\$	812.41
23400	09/20/06	Saxon Publishers	\$	13,489.84
23401	09/20/06	SBC	\$	3,145.70
23402	09/20/06	SBC	\$	1,577.27
23403	09/20/06	Scholastic Inc	\$	114.97
23404	09/20/06	School Bus Parts Co	\$	386.95
23405	09/20/06	School Specialty Supply		Void
23406	09/20/06	School Specialty Supply		Void
23407	09/20/06	School Specialty Supply		Void
23408	09/20/06	School Specialty Supply		Void
23409	09/20/06	School Specialty Supply	\$	8,830.49
23410	09/20/06	Science Kit & Boreal Lab	\$	130.30
23411	09/20/06	Science Kit Inc	\$	31.85
23412	09/20/06	Sibelius Service Center	\$	106.75
23413	09/20/06	Richard Simmons	\$	120.95
23414	09/20/06	Dorothy Sims	\$	54.00
23415	09/20/06	Smith and Kraus Inc	\$	34.90
23416	09/20/06	Angela Leeanne Smith	\$	79.00
23417	09/20/06	Social Studies School	\$	480.32
23418	09/20/06	Southpaw Enterprises	\$	133.20
23419	09/20/06	Steve Spangler	\$	1,115.26
23420	09/20/06	Sportime	\$	1,013.84
23421	09/20/06	Kenny Steward	\$	50.00
23422	09/20/06	Summit Learning	\$	380.12
23423	09/20/06	Sungard Pentamation Inc	\$	1,852.00
23424	09/20/06	Super Duper School Co	\$	180.50
23425	09/20/06	Tarpley Music Co Inc	\$	3,815.00
23426	09/20/06	TASB RMF	\$	1,086.25
23427	09/20/06	TASSP	\$	85.00
23428	09/20/06	Gordon Taylor	\$	54.00
23429	09/20/06	Teachers Discount	\$	734.38
23430	09/20/06	Teachers Discovery	\$	265.91
23431	09/20/06	Teachers Media	\$	96.16
23432	09/20/06	The Teachers Touch	\$	57.90
23433	09/20/06	Texas Connection	\$	146.80
23434	09/20/06	Don Thatcher	\$	210.00
23435	09/20/06	Trend Enterprises Inc	\$	17.44
23436	09/20/06	Triarco Arts & Crafts	\$	176.55
23437	09/20/06	U S Foods Inc	\$	13,118.82
23438	09/20/06	UIL	\$	180.00
23439	09/20/06	Ultimate Office	\$	1,722.97
23440	09/20/06	United Ford	\$	61.06
23441	09/20/06	United Supermarket	\$	131.05
23442	09/20/06	Vaughns Truck Repair	\$	350.00
23443	09/20/06	Mike Voelm	\$	98.95
23444	09/20/06	Walmart		Void
23445	09/20/06	Walmart	\$	1,679.37

23446	09/20/06	Wards Natural Science	\$	258.21
23447	09/20/06	Weekly Reader	\$	269.75
23448	09/20/06	West Texas A & M Univ	\$	574.00
23449	09/20/06	David Williams	\$	54.00
23450	09/20/06	Wolverine Sports Supply	\$	192.33
23451	09/20/06	Xerox Corporation	\$	510.00
23452	09/20/06	Leslie C Young	\$	507.00
23453	09/20/06	Leslie C Young	\$	518.00
23454	09/20/06	Riverside Publishing Co	\$	1,384.96
23455	09/20/06	The Water Store	\$	11.50
23456	09/21/06	Hastings Books & Records	\$	131.76
23457	09/21/06	Lone Star Ballet	\$	370.00
23458	09/21/06	Dr J A Sifuentes	\$	2,860.00
23459	09/21/06	Texas Womens University	\$	945.00
23460	09/21/06	Wright Express Fleet Fu	\$	370.11
23461	09/27/06	ACET	\$	200.00
23462	09/27/06	AFA Inc.	\$	750.00
23463	09/27/06	Allens Tri State Mech.	\$	192.24
23464	09/27/06	Blue Bell Creameries LP	\$	190.59
23465	09/27/06	Cattle Call	\$	375.00
23466	09/27/06	Champs Academy Co-op	\$	52,824.00
23467	09/27/06	Claude ISD	\$	7,712.80
23468	09/27/06	Groom ISD	\$	2,757.80
23469	09/27/06	Kevin D Kuehler	\$	792.00
23470	09/27/06	Michael Foods Inc	\$	562.08
23471	09/27/06	Mr Treat	\$	354.88
23472	09/27/06	Mrs Bairds Bakeries	\$	473.57
23473	09/27/06	Panhandle ISD	\$	13,440.50
23474	09/27/06	Cathryn Fern Pesch	\$	119.00
23475	09/27/06	Cathryn Fern Pesch	\$	103.00
23476	09/27/06	Plains Dairy	\$	1,796.40
23477	09/27/06	Plemons Stinnett Phillip	\$	13,035.40
23478	09/27/06	Postmaster Borger Texas	\$	78.00
23479	09/27/06	Pringle Morse ISD	\$	1,558.90
23480	09/27/06	Region XVII ESC	\$	250.00
23481	09/27/06	Sanford Fritch ISD	\$	19,140.80
23482	09/27/06	Schwan	\$	1,024.96
23483	09/27/06	Spring Creek ISD	\$	1,655.20
23484	09/27/06	U S Foods Inc	\$	6,167.57
23485	09/27/06	Wells Fargo Card Services	\$	492.40
23486	09/27/06	White Deer ISD	\$	8,428.90
23487	09/27/06	Wilkerson Storage Co	\$	828.45
23488	09/27/06	Region I	\$	245.00

TOTAL **\$ 571,793.39**

LOCAL POLICY UPDATES

BQA (local)

Planning and Decision Making Process
DISTRICT LEVEL

BUSINESS REPRESENTATIVES: The committee shall include **at least one business representative**, selected by a process that provides for adequate representation of the communities diversity, in accordance with administrative procedures.

CHANGE TO two or more business representatives

BQB (local)

Planning and Decision Making Process
CAMPUS LEVEL

BUSINESS REPRESENTATIVES: The committee shall include **at least one business representative**, selected in accordance with administrative procedures that provide for adequate representation of the communities diversity,

CHANGE TO two or more business representatives

DEC (Local)

COMPENSATION AND BENEFITS
LEAVES AND ABSENCES

ADD definition:

A severe condition or combination of conditions affecting the mental or physical health of the employee or the employee's immediate family that requires the services of a licensed practitioner for a prolonged period of time and that forces the employee to exhaust all leave time earned by that employee and to lose compensation from Borger Independent School District.

EEJA (local)

Individualized learning

Credit by Examination with Prior Instruction

FEES: A fee will be charged for the examination provided by the District. If a parent or student requests an alternate examination, the District may administer a test purchased by the parent or student from a State Board-approved university.

CHANGE TO:

CREDIT BY EXAM: Upon request the District will provide the credit by exam at no cost to the student / parent the first time the test is administered.

CREDIT RECOVERY: Student/parent will be responsible for the cost of the test.

If a parent or student requests an alternate examination, the District may administer a test purchased by the parent or student from a State Board-approved university.

FNF (Exhibit C)

Student Rights and Responsibilities

Interrogations and Searches

A. Nature of the Incident/Cause for Suspicion

1. Observed/ reported possession or use of a prohibited substance
2. Apparent drug or alcohol intoxication
3. Observed abnormal or erratic behavior
4. Arrest or conviction for drug-related offense
5. Evidence of tampering on drug test
6. Other (e.g., flagrant violation of school regulations, serious misconduct, fighting or argumentative language, refusal or instruction, unauthorized absence, please specify

DELETE - Items 1 and 4

GBAA (REGULATION)

Information Access: Requests for Information

CHARGES FOR COPIES:

The regulation states that a charge of \$.50 per page and \$.15 for each additional copy of the same pages shall be levied. The TAC , provided that copies shall be at the rate of \$.10 per page. 1 Tex. Admin. Code 111.63.

CHANGE TO: \$.10 per page

FNAA (LOCAL) STUDENT DISTRIBUTION OF NONSCHOOL LITERATURE

DISTRIBUTION OF NONSCHOOL LITERATURE PERMITTED

Written or printed materials, handbills, photographs, pictures, films, tapes, or other visual or auditory materials not sponsored by the District or by a District-affiliated school-support organization shall not be sold, circulated, distributed, or posted on any District premises by any District student, except in accordance with this policy.

Materials distributed under the supervision of instructional personnel as a part of instruction or other authorized classroom activities shall not be considered nonschool literature and shall not be governed by this policy. For distribution of nonschool literature by nonstudents, see GKDA.

LIMITATIONS ON CONTENT

Nonschool literature shall not be distributed by students on District property if:

1. The materials are obscene, vulgar, or otherwise inappropriate for the age and maturity of the audience.
2. The materials endorse actions endangering the health or safety of students.
3. The distribution of such materials would violate the intellectual property rights, privacy rights, or other rights of another person.
4. The materials contain defamatory statements about public figures or others.
5. The materials advocate imminent lawless or disruptive action and are likely to incite or produce such action.
6. The materials are hate literature or similar publications that scurrilously attack ethnic, religious, or racial groups or contain content aimed at creating hostility and violence; and the materials would materially and substantially interfere with school activities or the rights of others.
7. There is reasonable cause to believe that distribution of the nonschool literature would result in material and substantial interference with school activities or the rights of others.

PRIOR REVIEW

All nonschool literature intended for distribution by students on school campuses or other District premises under this policy shall be submitted to the PRINCIPAL/ DESIGNEE for prior review in accordance with the following:

1. Materials shall include the name of the person or organization sponsoring the distribution.
2. Using the standards found in this policy at LIMITATIONS ON CONTENT, the PRINCIPAL/ DESIGNEE shall approve or reject submitted materials within two school days of the time the materials were received.

EXCEPTIONS TO PRIOR REVIEW

Prior review shall not be required for distribution of nonschool literature by District students only in the following circumstances:

1. Distribution of materials by a student to other attendees during a meeting of a noncurriculum-related student group authorized to meet at school during noninstructional time in accordance with FNAB(LOCAL); or
2. Distribution of nonschool materials in circumstances for which exceptions to prior review are authorized at GKDA(LOCAL). Even when prior review is not required, all other provisions of this policy shall apply.

<p>TIME, PLACE, AND MANNER RESTRICTIONS</p> <p>Each campus principal shall designate times, locations, and means by which nonschool literature that is appropriate for distribution, as provided in this policy, may be made available or distributed by students to students or others at the principal's campus.</p>
<p>The PRINCIPAL/DESIGNEE shall designate times, locations, and means for distribution of nonschool literature by students at all District facilities, in accordance with this policy.</p>

<p>VIOLATIONS OF POLICY</p> <p>Failure to comply with this policy regarding distribution of nonschool literature shall result in appropriate administrative action, including but not limited to confiscation of nonconforming materials, suspension of a noncurriculum-related student group's use of District facilities, and/or other disciplinary action in accordance with the Student Code of Conduct.</p>

<p>APPEALS</p> <p>Decisions made by the administration in accordance with this policy may be appealed in accordance with FNG(LOCAL).</p>

FNAB (LOCAL) STUDENT USE OF SCHOOL FACILITIES FOR NONSCHOOL PURPOSES

ESTABLISHMENT OF A LIMITED OPEN FORUM—SECONDARY SCHOOL

For purposes of the Equal Access Act, the District has established a limited open forum for secondary school students enrolled in the District. Each District secondary school campus shall offer an opportunity for noncurriculum-related student groups to meet on school premises during noninstructional time.

NO LIMITED PUBLIC FORUM—ELEMENTARY SCHOOL

The District has not established a limited public forum for elementary school students to meet as noncurriculum-related student groups on school premises during noninstructional time. [See GKD for community access]

SPONSORSHIP

Noncurriculum-related student groups shall not be sponsored by the District and shall in no way imply to students or to the public that they are school-sponsored. All letterheads, flyers, posters, or other communications that identify the group shall contain a disclaimer of such sponsorship. District personnel shall not promote, lead, or participate in the meetings of noncurriculum-related student groups.

For student activities sponsored by the District and having subject matter and purposes directly related to the school's curriculum, see FM.

REQUESTS

To receive permission to meet on school premises during noninstructional time, interested students shall file a written request with the **PRINCIPAL / DESIGNEE** on a form provided by the District. The students making the request shall indicate that they have read and understand the policies and rules governing nonsponsored, noncurriculum-related student groups and that the group will abide by those rules.

APPROVAL

The **PRINCIPAL / DESIGNEE** shall approve or reject the request within seven school days, subject to the availability of suitable meeting space and without regard to the religious, political, philosophical, or other content of the speech likely to be associated with the group's meetings. Approval to meet as a nonsponsored, noncurriculum-related group shall be granted for one school year at a time, subject to the provisions of this policy.

MEETINGS

The **_ PRINCIPAL / DESIGNEE _** shall designate noninstructional time for meetings of nonsponsored, noncurriculum-related student groups and shall assign each approved group an appropriate location and time.

EMPLOYEE MONITOR

The principal shall assign a District employee to attend and monitor each student group meeting. Monitors shall be present at meetings and activities in a nonparticipatory capacity to maintain order and protect school property. No employee shall be required to monitor meetings at which the content of the speech would be objectionable to the employee.

ANNOUNCEMENTS AND PUBLICITY

All nonsponsored, noncurriculum-related student groups shall be given access on the same basis for making announcements and publicizing their meetings and activities, in accordance with guidelines developed by the **PRINCIPAL / DESIGNEE** _____. For distribution of nonschool materials, see FNAA.

VIOLATIONS

Failure of a student group to comply with applicable rules may result in loss of the right to meet on school premises. In addition, students who violate applicable rules are subject to disciplinary action in accordance with the Student Code of Conduct.

APPEALS

Decisions made by the administration in accordance with this policy may be appealed in accordance with FNG(LOCAL).

GKD (local) - Nonschool Use of School Facilities

SCOPE OF USE

Option 1 The District shall permit nonschool use of designated District facilities for educational, recreational, civic, or social activities when these activities do not conflict with school use or with this policy.

Approval shall not be granted for any purpose that would damage school property or to any group that has damaged District property.

NONPROFIT FUNDRAISING

Option 1 The District shall permit nonprofit organizations to conduct fundraising events on District property when these activities do not conflict with school use or with this policy.

FOR-PROFIT USE

Option 1 The District shall permit individuals and for-profit organizations to use its facilities for financial gain when these activities do not conflict with school use or with this policy.

SCHEDULING

Requests for nonschool use of District facilities shall be considered on a first-come, first-served basis. Academic and extracurricular activities sponsored by the District shall always have priority when any use is scheduled. [See FM] The **PRINCIPAL** shall have authority to cancel a scheduled nonschool use if an unexpected conflict arises with a District activity.

APPROVAL OF USE

Option 1 The **SUPERINTENDENT/DESIGNEE** is authorized to approve use of any District facility.

APPROVAL OF USE—EXCEPTION

No approval shall be required for nonschool-related recreational use of the District's unlocked, outdoor recreational facilities, such as the track, playgrounds, tennis courts, and the like, when the facilities are not in use by the District or for a scheduled nonschool purpose.

EMERGENCY USE

In case of emergencies or disasters, the **SUPERINTENDENT / DESIGNEE** may authorize the use of school facilities by civil defense, health, or emergency service authorities.

USE AGREEMENT

Any organization or individual approved for a nonschool use of District facilities shall be required to complete a written agreement indicating receipt and understanding of this policy and any applicable administrative regulations, and acknowledging that the District is not liable for any personal injury or damages to personal property related to the nonschool use.

FEES FOR USE

Nonschool users shall be charged a fee for the use of designated facilities. The **BUSINESS OFFICE** shall establish and publish a schedule of fees based on the cost of the physical operation of the facilities, as well as any applicable personnel costs for supervision, custodial services, food services, security, and technology services.

REQUIRED CONDUCT

Persons and groups using school facilities shall:

1. Conduct business in an orderly manner.
 2. Abide by all laws and policies, including but not limited to those prohibiting the use, sale, or possession of alcoholic beverages, illegal drugs, and firearms, and the use of tobacco products on school property. [See GKA]
 3. Make no alteration, temporary or permanent, to school property without prior written consent from the Superintendent.
- All groups using school facilities shall be responsible for the cost of repairing any damages incurred during use and shall be required to indemnify the District for the cost of any such repairs.

GKDA (Local) Distribution of Nonschool Literature

DISTRIBUTION OF NONSCHOOL LITERATURE PERMITTED

Written or printed materials, handbills, photographs, pictures, films, tapes, or other visual or auditory materials not sponsored by the District or by a District-affiliated school-support organization shall not be sold, circulated, distributed, or posted on any District premises by any District employee or by persons or groups not associated with the District, except in accordance with this policy.

The District shall not be responsible for, nor shall the District endorse, the contents of any nonschool literature distributed on any District premises.

LIMITATIONS ON CONTENT

Nonschool literature shall not be distributed on District property if: 1. The materials are obscene, vulgar, or otherwise inappropriate for the age and maturity of the audience. 2. The materials endorse actions endangering the health or safety of students. 3. The distribution of such materials would violate the intellectual property rights, privacy rights, or other rights of another person. 4. The materials contain defamatory statements about public figures or others. 5. The materials advocate imminent lawless or disruptive action and are likely to incite or produce such action. 6. The materials are hate literature or similar publications that scurrilously attack ethnic, religious, or racial groups or contain content aimed at creating hostility and violence; and the materials would materially and substantially interfere with school activities or the rights of others. 7. There is reasonable cause to believe that distribution of the nonschool literature would result in material and substantial interference with school activities or the rights of others.

PRIOR REVIEW

All nonschool literature intended for distribution on school campuses or other District premises under this policy shall be submitted to the **SUPERINTENDENT/DESIGNEE** for prior review in accordance with the following:

1. Materials shall include the name of the person or organization sponsoring the distribution.
2. Using the standards found in this policy at LIMITATIONS ON CONTENT, the **SUPERINTENDENT / DESIGNEE** shall approve or reject submitted materials within two school days of the time the materials were received.

EXCEPTIONS TO PRIOR REVIEW

Prior review shall not be required for distribution of nonschool literature in the following circumstances:

1. Distribution of materials by an attendee to other attendees at a school-sponsored meeting intended for adults and held after school hours;
2. Distribution of materials by an attendee to other attendees at a community group meeting held in accordance with GKD(LOCAL) or a noncurriculum-related student group meeting held in accordance with FNAB(LOCAL); or 3. Distribution for electioneering purposes during the time a school facility is being used as a polling place in accordance with state law [see BBB].

All nonschool literature distributed under these exceptions shall be removed from District property immediately following the event at which the materials were distributed. Even when prior review is not required, all other provisions of this policy shall apply.

TIME, PLACE, AND MANNER RESTRICTIONS

Each campus principal shall designate times, locations, and means by which nonschool literature that is appropriate for distribution, as provided in this policy, may be made available or distributed to students or others at the principal's campus.

The **SUPERINTENDENT/DESIGNEE** shall designate times, locations, and means for distribution of nonschool literature at
District facilities other than school campuses, in accordance with this policy.

VIOLATIONS OF POLICY

Failure to comply with this policy regarding distribution of nonschool literature shall result in appropriate administrative action, including but not limited to confiscation of nonconforming materials and/or suspension of use of District facilities. Appropriate law enforcement officials may be called if a person refuses to comply with this policy or fails to leave the premises when asked. [See GKA]

APPEALS

Decisions made by the administration in accordance with this policy may be appealed in accordance with the appropriate complaint policy. [See DGBA, GF]

BORGER I.S.D.
BANK BALANCES
As of September 30, 2006

GENERAL OPERATING	\$	381,962.76
WORKER'S COMP/BENEFITS		57,004.15
TRS CARE, HEALTH INSURANCE CLAIMS		478.12
CAFETERIA PLAN		41,116.56
TOTAL	\$	480,561.59

SECURITY PLEDGES

TYPE	PLEDGED AMOUNT	RECEIPT #	MATURITY DATE
U.S.TREASURY*	\$4,000,000.00	9128273E0	8/15/2007
FDIC INSURANCE	100,000.00		
D.D.A. – Time and Savings Accounts	100,000.00		
TOTAL	\$4,200,000.00		

**BORGER INDEPENDENT SCHOOL DISTRICT
CHILD NUTRITION DEPARTMENT
PROFIT & LOSS STATEMENT SEPTEMBER 30, 2006**

	HIGH	MIDDLE	PAUL BELTON	CROCKETT	GATEWAY	GRAND TOTAL
YEAR TO DATE CASH RECEIVED	\$ 8,445.62	\$ 43,477.11	\$ 13,321.38	\$ 18,105.36	\$ 17,253.11	\$ 100,602.58
REVENUE RECEIVABLE	\$ 2,380.20	\$ 16,083.15	\$ 14,650.12	\$ 13,492.26	\$ 14,077.87	\$ 60,683.60
YTD. LABOR EXPENSE	\$ 9,529.27	\$ 22,369.68	\$ 11,633.12	\$ 10,732.46	\$ 11,114.84	\$ 65,379.37
YTD. FOOD PURCHASE EXPENSE	\$ 8,101.02	\$ 27,805.13	\$ 10,650.32	\$ 12,008.35	\$ 12,528.09	\$ 71,092.91
YTD. MISC. EXPENSE	\$ 1,153.48	\$ 1,706.70	\$ 1,113.43	\$ 1,221.65	\$ 1,304.34	\$ 6,499.60
YTD.ACCURED WAGES	\$ 775.34	\$ 1,988.74	\$ 1,014.47	\$ 1,003.99	\$ 974.12	\$ 5,756.66
YTD. CAPITAL DISBURSEMENT						\$ -
YTD. PROFIT/LOSS	\$ (8,733.29)	\$ 5,690.01	\$ 3,560.16	\$ 6,631.17	\$ 5,409.59	\$ 12,557.64
INVENTORY AT CAMPUS' (MEMO ONLY)	\$ 4,575.91	\$ 6,513.26	\$ 2,383.25	\$ 4,232.42	\$ 3,055.47	\$ 20,760.31
COMMODITY WAREHOUSE (MEMO ONLY)	\$ 13,277.06					
TOTAL REVENUE	\$ 100,602.58					
TOTAL RECEIVABLES	\$ 60,683.60					
TOTAL EXPENSES	\$ 148,728.54					
OPERATING GAIN/<LOSS>	\$ 12,557.64					

CAFETERIA DEPT. CARRYOVER IN FUNDS FROM THE 2005-2006 SCHOOL YEAR

\$203,563.00

IN VIEW OF THIS, THE CAFETERIA DEPARTMENT, AS OF 09/30/06, WOULD HAVE AN ESTIMATED NET CASH POSITION OF:

\$216,120.64

FINANCIAL ANALYSIS OF THE BORGER I.S.D.
EMPLOYEE BENEFIT PROGRAM
AS OF SEPTEMBER 30, 2006

	1991-2001	2001-02	2002-2003	2003-2004	2004-05	2005-06	2006-07	TOTAL
REVENUES (Premiums Interest/Net Asset Gain)	1,400,933.31	\$171,184.42	\$87,973.15	\$94,001.10	\$135,403.38	\$150,043.70	\$13,631.12	\$1,899,104.18
EXPENSES: (Claims-Administration- re-insurance)	\$549,702.39	\$312,619.08	\$198,669.81	\$203,130.84	\$51,306.50	\$109,944.69	\$21,915.49	\$1,447,288.80
Refund Credit								
NET CASH POSITION	\$851,230.92	(295,500.66)	(110,696.66)	(109,129.74)	\$84,096.88	\$40,099.01	(8,284.37)	\$451,815.38
CLAIMS BY YEAR ACCIDENT OCCURRED								
Paid claims:	\$547,798	\$187,218	\$161,333	\$91,284	\$52,901	\$30,436	\$1,137	\$1,072,107
Net estimate of ultimate loss (Re TASB)	\$90,525	\$35,853	\$106,963	\$12,902	\$86,346	\$91,479	\$1,137	\$422,931
Paid \$1,072,107 Unpaid \$ 422,931 Total \$1,495,038								
2006-2007 Administration & Re-insurance \$ 6,629 Claims \$ 15,286 Expenses \$ 21,915	-0-	-0-	\$ 673.86	\$1,062.86	\$11,229.94	\$ 1,182.35	\$ 1,137.31	\$15,286.32

17

TexSTAR INVESTMENT POOL
as of Sept. 30, 2006

GENERAL OPERATING ACCOUNT

Average Monthly Return: 5.27% (Rate Calculated Monthly)

INVESTMENT ACTIVITY

	AMOUNT
BEGINNING BALANCE	1,991,334.67
AMOUNT INVESTED	3,800,000.00
WITHDRAWALS	1,750,000.00
CURRENT BALANCE	\$4,041,334.67

INTEREST ACTIVITY

BEGINNING BALANCE	\$169,498.99
CURRENT INTEREST	10,659.15
CURRENT BALANCE	\$180,158.14
ACCOUNT BALANCE	\$4,221,492.81

SELF-FUNDED WORKERS COMPENSATION FUND

Average Monthly Return: 5.27% (Rate Calculated Monthly)

INVESTMENT ACTIVITY

	AMOUNT
BEGINNING BALANCE	\$392,843.07
AMOUNT INVESTED	0.00
WITHDRAWALS	0.00
CURRENT BALANCE	\$392,843.07

INTEREST ACTIVITY

BEGINNING BALANCE	\$18,033.21
CURRENT INTEREST	1,781.14
CURRENT BALANCE	\$19,814.35
ACCOUNT BALANCE	\$412,657.42

Asst. Superintendent/Business

Frank Henderson

TexSTAR INVESTMENT POOL
as of Sept. 30, 2006

INTEREST & SINKING ACCOUNT

Average Monthly Return: 5.27% (Rate Calculated Monthly)

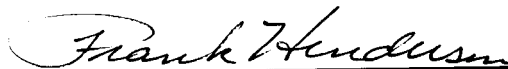
INVESTMENT ACTIVITY

	AMOUNT
BEGINNING BALANCE	0.00
AMOUNT INVESTED	89,354.72
WITHDRAWALS	0.00
CURRENT BALANCE	\$89,354.72

INTEREST ACTIVITY

BEGINNING BALANCE	\$0.00
CURRENT INTEREST	155.56
CURRENT BALANCE	\$155.56
ACCOUNT BALANCE	\$89,510.28

Asst. Superintendent/Business



SELECTION CRITERIA: orgn.fund="1997"

FUND - 1997 - GENERAL OPERATING FUND

FUNCTION	TITLE	BUDGET	PERIOD EXPENDITURES	ENCUMBRANCES OUTSTANDING	YEAR TO DATE EXP	AVAILABLE BALANCE	YTD/ BUD
TOTAL	NO FUNCTION	386,165.00	.00	.00	.00	386,165.00	.00
TOTAL	INSTRUCTION	10,603,381.00	944,861.65	40,299.99	944,861.65	9,618,219.36	9.29
TOTAL	MEDIA SERVICES	343,106.00	28,323.38	8,310.65	28,323.38	306,471.97	10.68
TOTAL	INSTRUCTIONAL ADMIN	272,782.00	24,567.16	587.00	24,567.16	247,627.84	9.22
TOTAL	INSTRUCTIONAL LEADERSHIP	18,000.00	463.48	.00	463.48	17,536.52	2.57
TOTAL	SCHOOL LEADERSHIP	851,386.00	72,545.64	4,771.63	72,545.64	774,068.73	9.08
TOTAL	GUIDANCE AND COUNSELLING	324,818.00	27,320.12	1,947.37	27,320.12	295,550.51	9.01
TOTAL	ATTENDANCE COUNSELOR	12,405.00	1,242.73	.00	1,242.73	11,162.27	10.02
TOTAL	HEALTH SERVICES	219,616.00	19,279.91	1,972.95	19,279.91	198,363.14	9.68
TOTAL	PUPIL TRANSPORTATION	803,701.00	52,219.46	139,176.13	52,219.46	612,305.41	23.81
TOTAL	COCURRICULAR/EXTRA CUR	881,074.00	100,019.03	28,253.96	100,019.03	752,801.01	14.56
TOTAL	GENERAL ADMINISTRATION	766,366.00	52,439.64	8,354.46	52,439.64	705,571.90	7.93
TOTAL	PLANT MAINT/OPERATIONS	2,135,558.00	225,950.04	3,358.01	225,950.04	1,906,249.95	10.74
TOTAL	BUILDING SECURITY	3,625.00	258.97	.00	258.97	3,366.03	7.14
TOTAL	DATA PROCESSING	60,000.00	5,743.74	.00	5,743.74	54,256.26	9.57
TOTAL	COMMUNITY SERVICES	5,642.00	.00	.00	.00	5,642.00	.00
TOTAL	DEBT SERVICE	94,385.00	.00	.00	.00	94,385.00	.00
TOTAL	FACILITY ACQUISITION/CONST	.00	.00	.00	.00	.00	.00
TOTAL	PAYMENTS TO SSA MEMBERS	461,443.00	182,989.67	.00	182,989.67	278,453.33	39.66
TOTAL	GENERAL OPERATING FUND	18,243,453.00	1,738,224.62	237,032.15	1,738,224.62	16,268,196.23	10.83
TOTAL REPORT		18,243,453.00	1,738,224.62	237,032.15	1,738,224.62	16,268,196.23	10.83

DATE: 10/02/06
 TIME: 15:59:13

BORGER INDEPENDENT SCHOOL DISTRICT
 GENERAL OPERATING REVENUE

PAGE NUMBER: 1
 GENRPT41.4GL
 REPORT ID: BOARD1R

SELECTION CRITERIA: rpt_head.rpt_id="BOARD1R"

LINE	DESCRIPTION	REVENUE BUDGET	RECEIVED	BALANCE	% RECEIVED
1	REVENUE FROM LOCAL SOURCES	6,446,140	103,938	6,342,202	2
2	REVENUE FROM STATE/INTERMEDIATE SOURCES	11,772,813	2,282,828	9,489,985	19
3	REVENUE FROM FEDERAL SOURCES	6,400	6,420	-20	100
4	TRANSFERS	20,100	0	20,100	0
5	TOTALS	18,245,453	2,393,186	15,852,267	13

BORGER ISD FINANCIAL STATEMENT - EXPENSES - SEPTEMBER 2006

	<u>BUDGET</u>	<u>YTD EXPENSES</u>	<u>BALANCE</u>	<u>% SPENT</u>
GENERAL OPERATING 199	18,243,453	1,738,224	16,268,196	11
DRUG FREE SCHOOLS 204	12,893	400	12,493	3
HEADSTART 205	70,236	6,047	64,189	9
TITLE 1 211	619,866	59,873	534,819	14
IDEAB TITLE VI-B 224	534,760	25,718	507,042	5
IDEAB TITLE VI-B 225	15,049	1,346	13,703	9
FOOD SERVICE 240	906,598	121,022	782,533	14
SUMMER FEEDING 242	0	0	0	0
TECH PREP GRANT 243	0	0	0	0
CAREER & TECHNOLOGY 244	29,870	595	25,828	14
TITLE II PART A TPTR 255	140,390	9,439	128,971	8
TITLE II PART D TECH 262	5,119	0	5,119	0
BILINGUAL 263	20,132	1,478	15,738	22
TITLE V PART A INNOVATIVE 269	2,270	271	1,999	12
MEDICAID ADMIN CLAIMING 281	0	0	0	0
SUMMER SCHOOL LEP RIDER 16-286	0	0	0	0
TEACHER REIMB GRANT 287	40,000	0	40,000	0
TEMP EMERGENCY IMPACT 288	0	0	0	0
LOCAL SHARES FUND 289	260,371	7,036	175,900	32
IDEA B SSA 313	1,185,440	65,068	1,120,372	5
IDEA B SSA PRESCHOOL 314	44,050	2,662	41,388	6
SHARS SSA FUND 379	144,566	7,222	134,584	7
ADVANCE PLACEMENT INCENTIVE 397	350	0	350	0
OPTIONAL EXTENDED YR FUND 401	9,000	0	9,000	0
ACCL READING INIT 404	95,722	5,353	88,624	7
TECHNOLOGY FUND 411	459,421	20,348	394,648	14
HEALTH INS SUPPLEMENT 418	0	0	0	0
AUTO LICENSE 429	0	0	0	0
STATE/LOCAL HAC SSA FUND 437	1,027,985	79,980	941,957	8
ACTIVITY FUND/ PRIN. CONTROL 461	95,000	4,840	89,712	6
DEBT SERVICE FUND	1,258,000	0	1,258,000	0
FACILITY ACQUISITION/CONST 699	5,500,000	0	4,508,695	18
SELF FUNDED INS 753	0	<u>21,915</u>	<u>-21,915</u>	<u>0</u>
	30,720,541	2,178,837	27,141,945	

BORGER ISD FINANCIAL STATEMENT-REVENUES-SEPTEMBER 2006

	<u>BUDGET</u>	<u>YTD REVENUES</u>	<u>BALANCE</u>	<u>% RECEIVED</u>
GENERAL OPERATING 199	18,245,453	2,387,286	15,858,166	13
DRUG FREE SCHOOLS 204	12,893	400	12,493	13
HEADSTART 205	70,236	3,293	66,944	5
TITLE 1 211	619,866	0	619,866	0
IDEAB TITLE VI-B 224	534,760	0	534,760	0
IDEAB TITLE VI-B 225	15,049	0	15,049	0
FOOD SERVICE 240	906,598	111,575	795,022	12
SUMMER FEEDING 242	0	0	0	0
TECH PREP GRANT 243	0	0	0	0
CAREER & TECHNOLOGY 244	29,870	595	29,276	2
TITLE II PART A TPTR 255	140,390	9,266	131,125	6
TITLE II PART D TECH 262	5,119	0	5,119	0
BILINGUAL 263	20,132	1,454	18,677	7
TITLE V PART A INNOVATIVE 269	2,270	0	2,270	0
MEDICAID ADMIN CLAIMING 272	9,800	0	9,800	0
MEDICAID ADMIN CLAIMING 281	0	0	0	0
TEACHER REIMB GRANT 287	40,000	0	40,000	0
TEMP EMERGENCY IMPACT 288	0	0	0	0
LOCAL SHARES FUND 289	59,259	0	59,259	0
IDEA B SSA 313	1,185,440	83,858	1,101,582	7
IDEA B SSA PRESCHOOL 314	44,050	4,008	40,042	9
SHARS SSA FUND 379	144,566	67,391	77,174	46
ADV PLACEMENT INCENTIVE 397	350	0	350	0
OPTIONAL EXTENDED YR FUND 401	9,000	0	9,000	0
ACCL READING INIT 404	95,722	5,353	90,369	6
TECHNOLOGY FUND 411	459,421	837	458,584	1
HEALTH INS SUPPLEMENT 418	0	0	0	0
AUTO LICENSE 429	0	4,000	-4,000	0
STATE/LOCAL HAC SSA FUND 437	1,027,985	192,071	835,914	19
ACTIVITY FUND/ PRIN. CONTROL 461	95,000	554	94,446	1
DEBT SERVICE 599	1,258,000	89,355	1,168,645	7
CAPITAL PROJECTS 699	19,500,000	19,500,000	0	100
SELF FUNDED INS 753	<u>0</u>	<u>13,631</u>	<u>-13,631</u>	<u>0</u>
	44,531,229	22,474,927	22,056,301	

HISTORY SUMMARY BY JURISDICTION - ALL YEARS

BORGER I S D		FROM 9/1/2006	TO 9/28/2006						
1992	\$5,828.14	\$0.00	\$0.00	\$0.00	\$0.00	\$0.00	\$0.00	\$0.00	\$5,828.14
1993	\$26,182.72	\$0.00	\$0.00	\$0.00	\$0.00	\$0.00	\$0.00	\$0.00	\$26,182.72
1994	\$15,493.85	\$0.00	\$0.00	\$0.00	\$0.00	\$0.00	\$0.00	\$0.00	\$15,493.85
1995	\$22,592.50	\$0.00	\$14.18	\$0.00	\$19.86	\$5.11	\$0.00	\$39.15	\$22,578.32
1996	\$23,125.23	\$0.00	\$0.00	\$0.00	\$0.00	\$0.00	\$0.00	\$0.00	\$23,125.23
1997	\$17,512.83	\$0.00	\$0.00	\$0.00	\$0.00	\$0.00	\$0.00	\$0.00	\$17,512.83
1998	\$18,471.22	\$0.00	\$0.00	\$0.00	\$0.00	\$0.00	\$0.00	\$0.00	\$18,471.22
1999	\$20,992.89	\$0.00	\$188.00	\$0.00	\$172.96	\$54.14	\$0.00	\$415.10	\$20,804.89
2000	\$28,867.07	\$0.00	\$362.49	\$0.00	\$289.98	\$97.85	\$0.00	\$750.32	\$28,504.58
2001	\$59,408.28	\$0.00	\$823.17	\$0.00	\$554.85	\$206.70	\$0.00	\$1,584.72	\$58,585.11
2002	\$41,173.49	\$(370.38)	\$1,309.11	\$0.00	\$727.93	\$407.42	\$0.00	\$2,444.46	\$39,494.00
2003	\$53,792.20	\$(300.00)	\$3,080.18	\$0.00	\$1,349.17	\$885.85	\$0.00	\$5,315.20	\$50,412.02
2004	\$94,512.04	\$(304.47)	\$4,320.20	\$0.00	\$1,369.54	\$1,137.97	\$0.00	\$6,827.71	\$89,887.37
2005	\$200,820.39	\$(8,117.97)	\$33,017.81	\$0.00	\$5,386.26	\$6,498.41	\$0.00	\$44,902.48	\$159,684.61
TOTALS	\$800,278.52	\$(9,092.82)	\$43,122.12	\$0.00	\$9,891.24	\$9,297.60	\$0.00	\$62,310.96	\$748,063.58
CURRENTS	\$200,820.39	\$(8,117.97)	\$33,017.81	\$0.00	\$5,386.26	\$6,498.41	\$0.00	\$44,902.48	\$159,684.61
DELINQUENTS	\$599,458.13	\$(974.85)	\$10,104.31	\$0.00	\$4,504.98	\$2,799.19	\$0.00	\$17,408.48	\$588,378.97

DEL TAX PLUS P & I

\$ 14,609.29

TOTAL TRANSFERRED LESS ATIN FEES

\$ 53,013.36

HISTORY SUMMARY BY JURISDICTION - ALL YEARS

FROM 9/1/2006 TO 9/28/2006

30 - BORGER ISD

Year	Beg Balance	Adjustment	Base Tax	Discounts	P/I	Att'y Fee	Other Payment	Total Paid	Total Due
1950	\$13.21	\$0.00	\$0.00	\$0.00	\$0.00	\$0.00	\$0.00	\$0.00	\$13.21
1951	\$13.21	\$0.00	\$0.00	\$0.00	\$0.00	\$0.00	\$0.00	\$0.00	\$13.21
1952	\$28.34	\$0.00	\$0.00	\$0.00	\$0.00	\$0.00	\$0.00	\$0.00	\$28.34
1953	\$33.94	\$0.00	\$0.00	\$0.00	\$0.00	\$0.00	\$0.00	\$0.00	\$33.94
1954	\$46.54	\$0.00	\$0.00	\$0.00	\$0.00	\$0.00	\$0.00	\$0.00	\$46.54
1955	\$60.05	\$0.00	\$0.00	\$0.00	\$0.00	\$0.00	\$0.00	\$0.00	\$60.05
1956	\$87.09	\$0.00	\$0.00	\$0.00	\$0.00	\$0.00	\$0.00	\$0.00	\$87.09
1957	\$103.16	\$0.00	\$0.00	\$0.00	\$0.00	\$0.00	\$0.00	\$0.00	\$103.16
1958	\$138.67	\$0.00	\$0.00	\$0.00	\$0.00	\$0.00	\$0.00	\$0.00	\$138.67
1959	\$127.18	\$0.00	\$0.00	\$0.00	\$0.00	\$0.00	\$0.00	\$0.00	\$127.18
1960	\$159.41	\$0.00	\$0.00	\$0.00	\$0.00	\$0.00	\$0.00	\$0.00	\$159.41
1961	\$186.04	\$0.00	\$0.00	\$0.00	\$0.00	\$0.00	\$0.00	\$0.00	\$186.04
1962	\$229.28	\$0.00	\$0.00	\$0.00	\$0.00	\$0.00	\$0.00	\$0.00	\$229.28
1963	\$242.15	\$0.00	\$0.00	\$0.00	\$0.00	\$0.00	\$0.00	\$0.00	\$242.15
1964	\$251.55	\$0.00	\$0.00	\$0.00	\$0.00	\$0.00	\$0.00	\$0.00	\$251.55
1965	\$246.93	\$0.00	\$0.00	\$0.00	\$0.00	\$0.00	\$0.00	\$0.00	\$246.93
1966	\$272.21	\$0.00	\$0.00	\$0.00	\$0.00	\$0.00	\$0.00	\$0.00	\$272.21
1967	\$187.29	\$0.00	\$0.00	\$0.00	\$0.00	\$0.00	\$0.00	\$0.00	\$187.29
1968	\$193.23	\$0.00	\$0.00	\$0.00	\$0.00	\$0.00	\$0.00	\$0.00	\$193.23
1969	\$180.78	\$0.00	\$0.00	\$0.00	\$0.00	\$0.00	\$0.00	\$0.00	\$180.78
1970	\$198.01	\$0.00	\$0.00	\$0.00	\$0.00	\$0.00	\$0.00	\$0.00	\$198.01
1971	\$272.50	\$0.00	\$0.00	\$0.00	\$0.00	\$0.00	\$0.00	\$0.00	\$272.50
1972	\$267.97	\$0.00	\$0.00	\$0.00	\$0.00	\$0.00	\$0.00	\$0.00	\$267.97
1973	\$193.96	\$0.00	\$0.00	\$0.00	\$0.00	\$0.00	\$0.00	\$0.00	\$193.96
1974	\$227.58	\$0.00	\$0.00	\$0.00	\$0.00	\$0.00	\$0.00	\$0.00	\$227.58
1975	\$778.19	\$0.00	\$0.00	\$0.00	\$0.00	\$0.00	\$0.00	\$0.00	\$778.19
1976	\$407.46	\$0.00	\$0.00	\$0.00	\$0.00	\$0.00	\$0.00	\$0.00	\$407.46
1977	\$592.40	\$0.00	\$0.00	\$0.00	\$0.00	\$0.00	\$0.00	\$0.00	\$592.40
1978	\$663.07	\$0.00	\$0.00	\$0.00	\$0.00	\$0.00	\$0.00	\$0.00	\$663.07
1979	\$570.25	\$0.00	\$0.00	\$0.00	\$0.00	\$0.00	\$0.00	\$0.00	\$570.25
1980	\$1,030.40	\$0.00	\$0.00	\$0.00	\$0.00	\$0.00	\$0.00	\$0.00	\$1,030.40
1981	\$1,719.12	\$0.00	\$0.00	\$0.00	\$0.00	\$0.00	\$0.00	\$0.00	\$1,719.12
1982	\$6,849.05	\$0.00	\$6.98	\$0.00	\$20.69	\$4.15	\$0.00	\$31.82	\$6,842.07
1983	\$9,692.04	\$0.00	\$0.00	\$0.00	\$0.00	\$0.00	\$0.00	\$0.00	\$9,692.04
1984	\$18,402.31	\$0.00	\$0.00	\$0.00	\$0.00	\$0.00	\$0.00	\$0.00	\$18,402.31
1985	\$35,407.52	\$0.00	\$0.00	\$0.00	\$0.00	\$0.00	\$0.00	\$0.00	\$35,407.52
1986	\$18,816.38	\$0.00	\$0.00	\$0.00	\$0.00	\$0.00	\$0.00	\$0.00	\$18,816.38
1987	\$15,822.21	\$0.00	\$0.00	\$0.00	\$0.00	\$0.00	\$0.00	\$0.00	\$15,822.21
1988	\$14,838.48	\$0.00	\$0.00	\$0.00	\$0.00	\$0.00	\$0.00	\$0.00	\$14,838.48
1989	\$16,381.50	\$0.00	\$0.00	\$0.00	\$0.00	\$0.00	\$0.00	\$0.00	\$16,381.50
1990	\$17,785.87	\$0.00	\$0.00	\$0.00	\$0.00	\$0.00	\$0.00	\$0.00	\$17,785.87
1991	\$7,789.14	\$0.00	\$0.00	\$0.00	\$0.00	\$0.00	\$0.00	\$0.00	\$7,789.14

MONTHLY CERTIFY REPORT - ALL YEARS

9/29/2006 9:42:43AM

FROM 9/1/2006 TO 9/28/2006

BORGER ISD

Yearly Beg Bal	Beg Bal	Total Due	Collected					Total Paid	% Collected	
			Base Tax	Discount	Penalty	Attrmy Fee	Other Payment			
1950	13.21	13.21	13.21	0.00	0.00	0.00	0.00	0.00	0.00%	
1951	13.21	13.21	13.21	0.00	0.00	0.00	0.00	0.00	0.00%	
1952	28.34	28.34	28.34	0.00	0.00	0.00	0.00	0.00	0.00%	
1953	33.94	33.94	33.94	0.00	0.00	0.00	0.00	0.00	0.00%	
1954	46.54	46.54	46.54	0.00	0.00	0.00	0.00	0.00	0.00%	
1955	60.05	60.05	60.05	0.00	0.00	0.00	0.00	0.00	0.00%	
1956	87.09	87.09	87.09	0.00	0.00	0.00	0.00	0.00	0.00%	
1957	103.16	103.16	103.16	0.00	0.00	0.00	0.00	0.00	0.00%	
1958	138.67	138.67	138.67	0.00	0.00	0.00	0.00	0.00	0.00%	
1959	127.18	127.18	127.18	0.00	0.00	0.00	0.00	0.00	0.00%	
1960	159.41	159.41	159.41	0.00	0.00	0.00	0.00	0.00	0.00%	
1961	186.04	186.04	186.04	0.00	0.00	0.00	0.00	0.00	0.00%	
1962	229.28	229.28	229.28	0.00	0.00	0.00	0.00	0.00	0.00%	
1963	242.15	242.15	242.15	0.00	0.00	0.00	0.00	0.00	0.00%	
1964	251.55	251.55	251.55	0.00	0.00	0.00	0.00	0.00	0.00%	
1965	246.93	246.93	246.93	0.00	0.00	0.00	0.00	0.00	0.00%	
1966	272.21	272.21	272.21	0.00	0.00	0.00	0.00	0.00	0.00%	
1967	187.29	187.29	187.29	0.00	0.00	0.00	0.00	0.00	0.00%	
1968	193.23	193.23	193.23	0.00	0.00	0.00	0.00	0.00	0.00%	
1969	180.78	180.78	180.78	0.00	0.00	0.00	0.00	0.00	0.00%	
1970	198.01	198.01	198.01	0.00	0.00	0.00	0.00	0.00	0.00%	
1971	272.50	272.50	272.50	0.00	0.00	0.00	0.00	0.00	0.00%	
1972	267.97	267.97	267.97	0.00	0.00	0.00	0.00	0.00	0.00%	
1973	193.96	193.96	193.96	0.00	0.00	0.00	0.00	0.00	0.00%	
1974	227.58	227.58	227.58	0.00	0.00	0.00	0.00	0.00	0.00%	
1975	778.19	778.19	778.19	0.00	0.00	0.00	0.00	0.00	3.14%	
1976	420.66	407.46	407.46	0.00	0.00	0.00	0.00	0.00	3.97%	
1977	616.91	592.40	592.40	0.00	0.00	0.00	0.00	0.00	3.47%	
1978	686.93	663.07	663.07	0.00	0.00	0.00	0.00	0.00	3.74%	
1979	592.42	570.25	570.25	0.00	0.00	0.00	0.00	0.00	0.00%	
1980	1,030.40	1,030.40	1,030.40	0.00	0.00	0.00	0.00	0.00	0.00%	
1981	1,773.10	1,719.12	1,719.12	0.00	0.00	0.00	0.00	0.00	3.04%	
1982	6,911.00	6,849.05	6,842.07	6.98	0.00	20.69	4.15	0.00	31.82	1.00%
1983	9,780.17	9,692.04	9,692.04	0.00	0.00	0.00	0.00	0.00	0.00	0.90%
1984	18,496.49	18,402.31	18,402.31	0.00	0.00	0.00	0.00	0.00	0.00	0.51%
1985	35,508.65	35,407.52	35,407.52	0.00	0.00	0.00	0.00	0.00	0.00	0.28%
1986	19,022.56	18,816.38	18,816.38	0.00	0.00	0.00	0.00	0.00	0.00	1.08%
1987	16,010.30	15,822.21	15,822.21	0.00	0.00	0.00	0.00	0.00	0.00	1.17%
1988	15,040.56	14,838.48	14,838.48	0.00	0.00	0.00	0.00	0.00	0.00	1.34%
1989	16,644.46	16,381.50	16,381.50	0.00	0.00	0.00	0.00	0.00	0.00	1.58%
1990	18,064.20	17,785.87	17,785.87	0.00	0.00	0.00	0.00	0.00	0.00	1.54%
1991	7,906.56	7,789.14	7,789.14	0.00	0.00	0.00	0.00	0.00	0.00	1.49%
1992	5,967.25	5,828.14	5,828.14	0.00	0.00	0.00	0.00	0.00	0.00	2.33%
1993	26,551.54	26,182.72	26,182.72	0.00	0.00	0.00	0.00	0.00	0.00	1.39%
1994	15,870.73	15,493.85	15,493.85	0.00	0.00	0.00	0.00	0.00	0.00	2.37%
1995	23,079.85	22,592.50	22,578.32	14.18	0.00	19.86	5.11	0.00	39.15	2.17%
1996	23,717.99	23,125.23	23,125.23	0.00	0.00	0.00	0.00	0.00	0.00	2.50%
1997	18,877.28	17,512.83	17,512.83	0.00	0.00	0.00	0.00	0.00	0.00	7.23%
1998	20,646.24	18,471.22	18,471.22	0.00	0.00	0.00	0.00	0.00	0.00	10.53%
1999	26,115.96	20,992.89	20,804.89	188.00	0.00	172.96	54.14	0.00	415.10	20.34%
2000	35,580.05	28,867.07	28,504.58	362.49	0.00	289.98	97.85	0.00	750.32	19.89%
2001	68,416.60	59,408.28	58,585.11	823.17	0.00	554.85	206.70	0.00	1,584.72	14.37%
2002	56,988.80	41,173.49	39,494.00	1,309.11	0.00	727.93	407.42	0.00	2,444.46	30.70%

2003	79,682.42	53,792.20	50,412.02	3,080.18	0.00	1,349.17	885.85	0.00	5,315.20	36.73%
2004	170,885.84	94,512.04	89,887.37	4,320.20	0.00	1,369.54	1,137.97	0.00	6,827.71	47.40%
2005	6,299,653.72	200,820.39	159,684.61	33,017.81	0.00	5,386.26	6,498.41	0.00	44,902.48	97.47%
TOTAL:	7,045,278.11	800,278.52	748,063.58	43,122.12	0.00	9,891.24	9,297.60	0.00	62,310.96	89.38%
DELINQUENT TOTAL DUE:			\$588,378.97	\$10,104.31	\$0.00	\$4,504.98	\$2,799.19	\$0.00	\$17,408.48	

Bruce R. Lusk
 Tax Collector for BORGER ISD

certify that this is a true and correct report of all collections

activities for this time period.

PERSONAL PENALTY DISTRIBUTION REPORT

9/1/2006 - 9/28/2006

Hutchinson CAD
 PO Box 5065
 920 Illinois
 Borger TX 79008-5065
 (806)274-2294

Report Starting Penalty Amount: 3,204.66

YTD Total Penalty: \$12,043.32

Report Ending Penalty Amount: 2,466.39

YTD Total Due: \$2,466.39

Total Paid (9/1/2006 -9/28/2006): \$1,063.08

Total Tax: 738.27

Total Discount: 0.00

Total PI: 147.64

Total Additional: 177.17

JURISDICTION TOTALS:

Jurisdiction	Base Tax	Discount	Penalty Interest	Additional Penalty	Total Paid
CAD	\$36.92	\$0.00	\$7.39	\$8.86	\$53.17
COLLECTOR	\$36.92	\$0.00	\$7.39	\$8.86	\$53.17
0 - CITY OF BORGER	\$146.86	\$0.00	\$29.37	\$35.25	\$211.48
0 - BORGER ISD	\$425.48	\$0.00	\$85.09	\$102.10	\$612.67
52 - COUNTY HOSP	\$29.68	\$0.00	\$5.90	\$7.11	\$42.69
66 - F P COLLEGE	\$62.41	\$0.00	\$12.50	\$14.99	\$89.90

Collection Report
Month of September 2006

Taxing Entity	Year & Period	Adjusted 2005 Tax Levy	Current Tax	Percent	Discount On Current	P&I On Current	Delinquent Tax - P&I	Total Transferred	Percent of
Frank Phillips College	2005 Cuml. Monthly	1,089,802.64	1,055,655.85	96.88%		8,980.65	37,333.32	1,102,269.62	101.24%
	2004 Cuml. Monthly	1,053,350.97	6,127.24	0.56%		1,041.47	2,717.27	9,885.98	0.91%
	Monthly		1,029,137.34	96.78%		9,672.40	43,287.94	1,082,088.68	101.76%
	Monthly		2,829.49	0.28%		571.84	1,055.77	4,557.10	0.43%
Borger I.S.D.	2005 Cuml. Monthly	6,274,302.02	6,106,489.44	97.33%		46,262.74	192,393.26	6,345,145.44	101.13%
	2005 Cuml. Monthly		0.00	0.00%		0.00	130.47	130.47	0.00%
	Monthly		33,017.81	0.53%		5,386.26	14,609.29	53,013.36	0.84%
	Monthly		0.00	0.00%		0.00	0.00	0.00	0.00%
	2004 Cuml. Monthly	6,134,989.07	5,937,017.89	96.77%		47,089.74	207,132.87	6,181,240.47	100.92%
	Monthly		14,767.47	0.24%		2,867.33	5,111.87	22,746.67	0.37%
Sanford I.S.D.	2005 Cuml. Monthly	2,026,280.12	1,951,785.37	96.32%		21,430.77	64,758.89	2,037,975.03	100.58%
	2005 Cuml. Monthly		0.00	0.00%		0.00	88.41	88.41	0.00%
	Monthly		3,730.80	0.18%		892.34	2,133.57	6,798.71	0.33%
	Monthly		0.00	0.00%		0.00	14.86	14.86	0.00%
	2004 Cuml. Monthly	1,948,549.86	1,864,848.95	95.70%		19,880.83	73,790.69	1,958,520.47	100.51%
	Monthly		8,427.33	0.43%		1,558.31	5,350.46	15,336.10	0.79%
Spring Creek I.S.D.	2005 Cuml. Monthly	317,947.04	307,791.70	96.81%		1,768.49	5,941.41	315,501.60	99.23%
	2005 Cuml. Monthly		0.00	0.00%		0.00	0.00	0.00	0.00%
	Monthly		343.95	0.11%		79.17	288.19	711.31	0.22%
	Monthly		0.00	0.00%		0.00	0.00	0.00	0.00%
	2004 Cuml. Monthly	316,345.71	305,179.64	96.47%		5,346.39	23,739.18	334,265.19	105.66%
	Monthly		690.50	0.19%		113.36	518.28	1,222.14	0.39%
City of Borger	2005 Cuml. Monthly	1,781,742.87	1,709,609.12	95.95%	(31,244.87)	20,287.48	82,972.95	1,781,624.58	99.99%
	2005 Cuml. Monthly		13,313.67	0.75%	0.00	2,617.63	6,243.14	22,117.44	1.24%
	2004 Cuml. Monthly	1,727,260.45	1,651,923.83	95.64%	(30,036.23)	20,376.53	74,069.19	1,716,335.32	99.57%
	Monthly		6,798.84	0.39%	0.00	1,329.26	2,227.65	10,355.75	0.60%
City of Fritch	2005 Cuml. Monthly	317,626.73	302,712.04	95.30%		3,840.75	10,859.75	317,412.54	99.93%
	2005 Cuml. Monthly		1,409.07	0.44%		285.40	354.34	2,048.81	0.65%
	2004 Cuml. Monthly	274,461.36	262,789.85	95.74%		3,022.85	10,877.56	276,660.26	100.80%
	Monthly		1,091.52	0.40%		215.96	144.90	1,452.38	0.53%
Hospital District	2005 Cuml. Monthly	1,726,171.18	1,693,126.32	98.09%		8,101.78	33,682.55	1,734,910.65	100.51%
	2005 Cuml. Monthly		5,444.78	0.32%		832.48	1,720.00	7,997.26	0.46%
	2004 Cuml. Monthly	1,517,129.54	1,484,413.27	97.84%		7,945.21	37,416.56	1,529,775.04	100.83%
	Monthly		2,575.48	0.17%		498.28	1,140.22	4,213.98	0.28%
Totals	2005 Cuml. Monthly	13,532,872.60	13,127,479.64	97.00%	(31,244.87)	110,662.66	428,141.01	13,635,038.34	100.75%
	2005 Cuml. Monthly		83,387.32	0.47%	0.00	11,134.75	28,080.66	102,602.73	0.76%
	2004 Cuml. Monthly	12,982,086.95	12,535,282.77	96.56%	(30,036.23)	113,334.92	470,313.97	13,088,895.43	100.82%
	Monthly		37,180.63	0.29%	0.00	7,154.34	15,549.15	59,884.12	0.46%