


# Borger Independent School District



Regular Meeting  
Tuesday, June 14, 2005 7:00 PM

**BORGER INDEPENDENT SCHOOL DISTRICT  
BOARD OF EDUCATION  
AGENDA FOR Regular MEETING**

Tuesday, June 14, 2005

6:15 p.m. -Dinner - Administrative Cafeteria

**MEETING--7:00 PM  
Board Conference Room, 200 East Ninth, Borger, Texas**

---

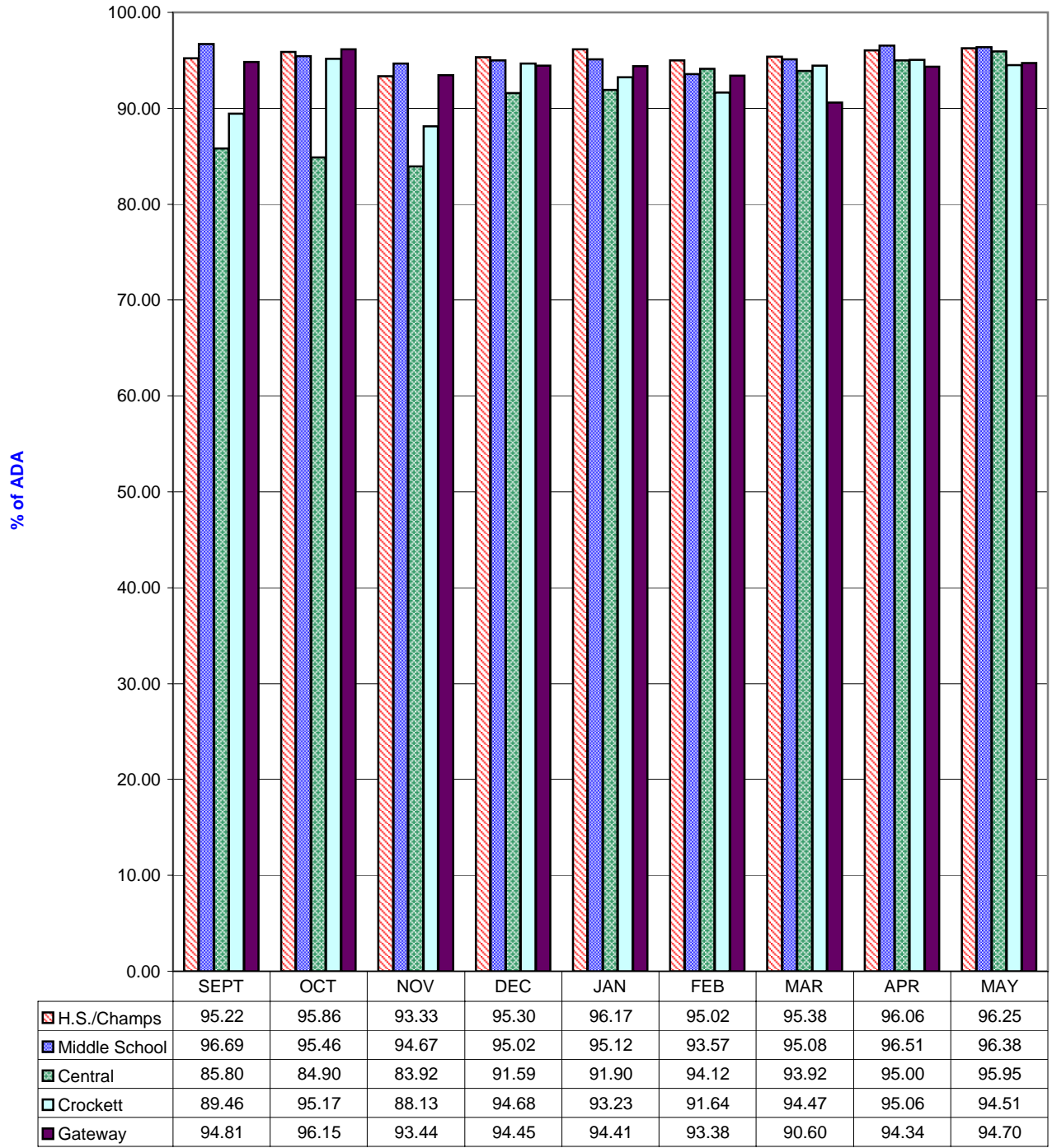
The subjects to be discussed or considered, or upon which any formal action may be taken, are as follows: *(Items do not have to be taken in the same order as shown on this meeting notice.)*

1. Roll Call
2. Open Forum
3. Superintendent's Report
  - A. Enrollment 4
  - B. Certificate Presentation - Region 16/ Ronnie Teichelman 7
  - C. TAKS Scores - Spring 2005 - Bobbie Nichols 8
  - D. TASB/TASA Convention - Sept. 23-25, 2005 9
  - E. Letter from Johnny Miller, BISD Choral Director 11
4. New Business for Consideration / Action
  - A. Consent Agenda
    1. Minutes of Regular Meeting May 17, 2005 12
    2. Donations
      - a. Elementary Booster Clubs 16
    3. Technology Plan - 2005-2006 17
    4. May 2005 Payroll 18
    5. May 2005 Disbursements 19
  - B. Personnel
    1. Resignations 27
    2. Employment 30
  - C. Consideration of Borger High School Choir Trip -March 2006 31
  - D. Inter-local Agreement with Region 16 - Resolution 32
  - E. Consideration of Bond Survey 36
  - F. Consideration of Renaming Central Elementary School 37
  - G. Delegate and Alternate the 2005 TASB Assembly 38
  - H. Consideration of Student Accident Insurance 40
  - I. Budget Amendment
5. Review updated (LEGAL) policies and act on (LOCAL) policies"(Update 75) 1st reading. 44
6. Financial Reports 45

If, during the course of the meeting, any discussion of any item on the agenda should be held in a closed meeting, the Board will conduct a closed meeting in accordance with the Texas Open Meetings Act, Texas Government Code, Chapter 551, Subchapters D and E.

Before any closed meeting is convened, the presiding officer will publicly identify the section of sections of the Act authorizing the closed meeting. All final votes, actions, or decisions will be taken in open meeting.

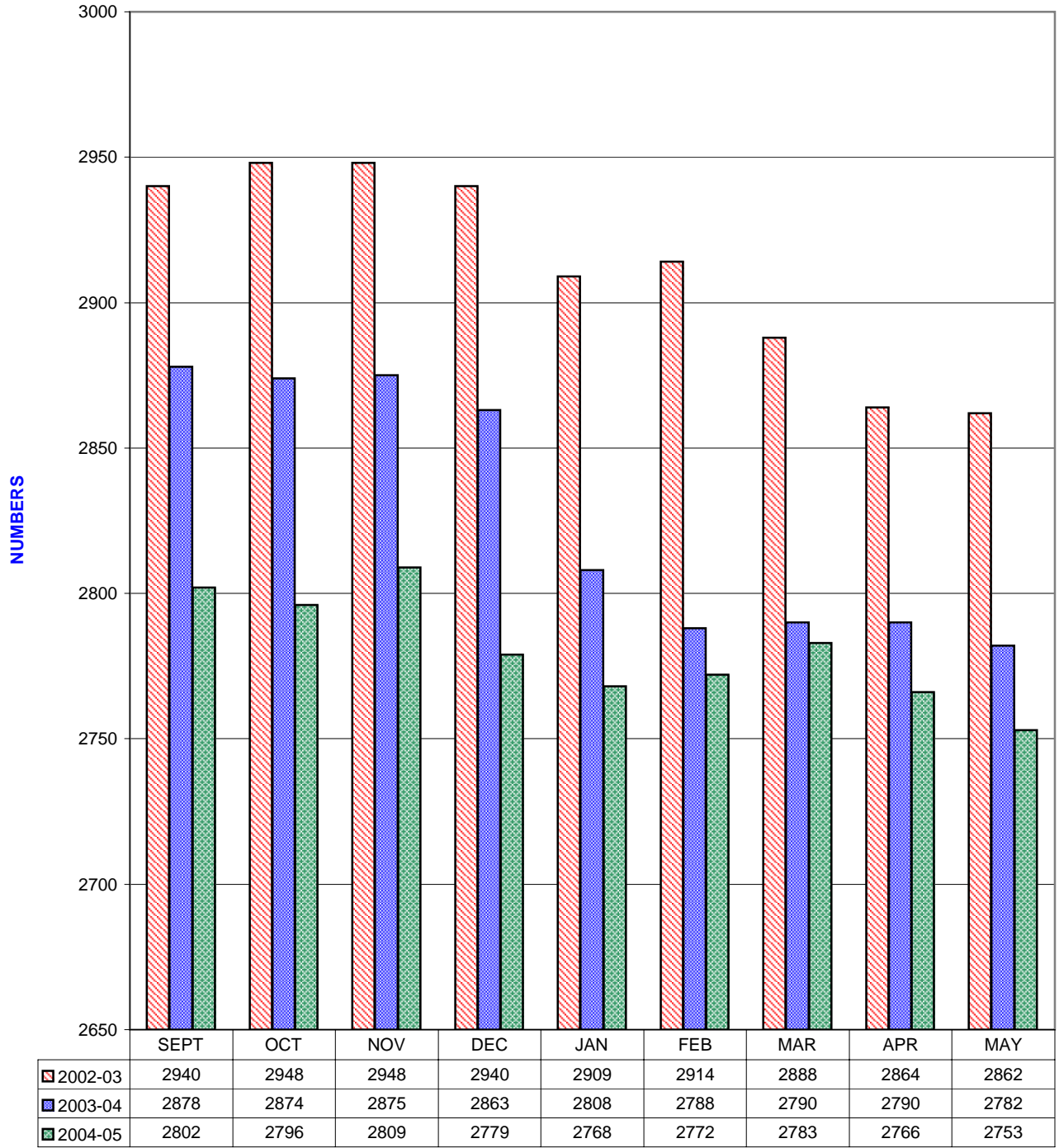
# BISD ADA COMPARISON 2004-2005



**MONTHS**

H.S./Champs
  Middle School
  Central  
 Crockett
  Gateway

# BISD ENROLLMENT COMPARISON



MONTHS

2002-03    
  2003-04    
  2004-05

**SUPERINTENDENT'S REPORT**

June , 2005

<b>ENROLLMENT May 26, 2005</b>										
<b>CAMPUS</b>	<b>SP. ED.</b>	<b>PPCD</b>	<b>PK/ HS</b>	<b>K</b>		<b>1ST</b>	<b>2ND</b>	<b>3RD</b>	<b>4TH</b>	<b>TOTAL</b>
CENTRAL	-	-	61	66		49	48	50	46	320
Teachers	-	--	2	3		3	3	3	3	17
CROCKETT	10	-	55	84		78	78	71	75	451
Teachers	2	-	3*	4		4	4	4	4	25
GATEWAY	-	10	-	61		89	69	67	77	373
Teachers	--	1	-	3		5	4	4	4	21
<b>TOTAL ELEMENTARY</b>	10	10	116	211		216	195	188	198	1144
<b>TOTAL # CLASSROOM TEACHERS</b>	2	1	5	10		12	11	11	11	63
<b>CAMPUS</b>		<b>5<sup>TH</sup></b>	<b>6<sup>TH</sup></b>	<b>7<sup>TH</sup></b>	<b>8<sup>TH</sup></b>	<b>9<sup>TH</sup></b>	<b>10<sup>TH</sup></b>	<b>11<sup>TH</sup></b>	<b>12<sup>TH</sup></b>	<b>TOTAL</b>
BORGER MIDDLE		199	201	211	232	-	-	-	-	843
Teachers										60
BORGER HIGH		-	-	-	-	220	216	152	165	753
Teachers										64
CHAMPS										13
<b>TOTAL SECONDARY</b>		199	201	213	233	220	216	152	165	1,609 (+Champs)
<b>TOTAL # CLASSROOM TEACHERS</b>										124
*2 teachers are ½ time										

**ENROLLMENTS (Ending 2003-2004 school year, beginning 2004-2005 enrollment, prior and present month enrollment)**

May	28, 2004	2,782
Aug.	31, 2004	2,806
Apr.	30, 2005	2,766
May	26, 2005	2,753

**SUPERINTENDENT'S REPORT**

CERTIFICATE PRESENTATION – Ronnie Teichelman

**SUPERINTENDENT'S REPORT**

TAKS SCORES – Spring 2005



# 45<sup>th</sup> Annual TASB/TASA Convention

September 23-25, 2005 • George R. Brown Convention Center, Houston, Texas

Superintendent  
Secretaries

Schedule  
of Events

Training

Speakers

Exhibits

Personal Convention  
Scheduler (PCS)

Future Dates

Search

[Search Help](#)



## Schedule of Events

### Thursday, September 22

Registration (*No shuttle service available Thursday*) 3 - 6 p.m.

### Friday, September 23

Registration  
 Breakout Sessions 7:30 a.m. - 5 p.m.  
 In-Depth Sessions 9 - 10:15 a.m.  
 Breakout Sessions 9 - 11:45 a.m.  
 Breakout Sessions 10:30 - 11:45 a.m.  
 In-Depth Sessions 1 - 2:15 p.m.  
 Breakout Sessions 1 - 3:45 p.m.  
**First General Session (Welcome and Keynote)** 2:30 - 3:45 p.m.  
**4 - 5 p.m.**

### Saturday, September 24

Registration  
 Breakout Sessions 6:30 a.m. - 4:30 p.m.  
 In-Depth Sessions 7:30 - 8:45 a.m.  
[Exhibit Viewing](#) 7:30 - 10:15 a.m.  
 Breakout Sessions 8 a.m. - 5 p.m.  
**Second General Session (Keynote and Awards)** 9 - 10:15 a.m.  
 Designated Exhibit Viewing **10:30 a.m. - noon**  
 Named Delegate and Alternate Lunch/Caucus—  
**New!** Noon - 1:30 p.m.  
 Breakout Sessions 12:30 - 1:45 p.m.  
[Distinguished Lecture](#) 1:30 - 2:45 p.m.  
 In-Depth Sessions **1:30 - 2:45 p.m.**  
 TASB Delegate Assembly—**New time!** 1:30 - 4:15 p.m.  
 Refreshment Break 2 - 4 p.m.  
 Breakout Sessions 2:45 - 3 p.m.  
[Distinguished Lecture](#) 3 - 4:15 p.m.  
**4:30 - 5:30 p.m.**

### Sunday, September 25

Registration 7 a.m. - 4:30 p.m.  
 Designated Exhibit Viewing 8 - 8:30 p.m.  
[Exhibit Viewing](#) 8 a.m. - 1 p.m.  
 Breakout Sessions 8:30 - 9:45 a.m.  
[Distinguished Lecture](#) **8:30 - 9:45 a.m.**

In-Depth Sessions	8:30 - 11:15 a.m.
Breakout Sessions	10 - 11:15 a.m.
Exhibit Hall Closing Event	11:15 a.m. - 12:45
Breakout Sessions	p.m.
<b><u>Third General Session</u> (Keynote and Awards)</b>	1 - 2:15 p.m.
Breakout Sessions	<b>2:30 - 4 p.m.</b>
	4:15 - 5:30 p.m.

***Related Activities***

- [TASB Delegate Assembly](#)
- [TASB Superintendent of the Year Program](#)
- [TASA Honor Boards Program](#)



For Immediate Release

## Choir Members Place Well At State

This past Memorial Weekend, members of the Borger High School Varsity Honors Choir once again travelled to Austin to compete in the Texas State Solo And Ensemble Contest held in San Marcos by the University Interscholastic League.

Out of 6 state qualifying entries, involving 6 students, 5 vocal solo medals were awarded. Receiving a superior rating and earning a gold medal were the following students of Varsity Honors Choir: Marci Reneau, Robert Rivero, Erin Pepper, and Brian Anderson. Receiving an excellent rating on a vocal solo and awarded silver medals was: Zane Hatton. The madrigal ensemble made up of Marci Reneau, Erin Pepper, David Washer, and Robert Rivero received an excellent rating on their ensemble performance. Of the choir members qualifying and competing at the state level, Borger High School Varsity Honors Choir had an 83% successful result.

Congratulations to these outstanding State Representatives of the Borger High School Choral Department.

cc: Superintendent, Principal, Herald, KQTY, Board, School News, Annc.

Borger High School  
West First Street  
Borger, Tx. 79007  
(806)273-1029x141  
Fax-806.273.1036



johnny.miller@borgerisd.net

Johnny Miller-Director  
1702 Boyd  
Borger, Tx. 79007  
(806)274-4215  
DESIRE—DRIVE—DEDICATION

**MINUTES OF REGULAR MEETING  
BOARD OF TRUSTEES  
BORGER INDEPENDENT SCHOOL DISTRICT**

**May 17, 2005**

**MEMBERS PRESENT** Mr. David Brandon, Mr. Gary Schneck, Mrs. Elaine Feese, Mr. Robert Bradley, Mr. Johnny Rusten and Mrs. Charlotte Williams.

**MEMBERS ABSENT** Mr. David Cano

**OTHERS PRESENT** Superintendent Clifton Stephens, Assistant Superintendent Frank Henderson, Director of Special Programs and Grants Bobbie Nichols, HAC SSA Director Patti Brown, Environmental Director Timothy Sudbrink, Director of Technology Dewey DeLoe, Principals Bob Callaghan, Randy Hatfield, Shannon Morrison, Rick Say, Athletic Director Craig Shores, other school personnel, BCTA and TSTA representatives, media representatives and two visitors.

**CALL TO ORDER** Mr. Brandon, President of the Board, called the meeting of the Borger Independent School District Board of Trustees to order at 5:40 p.m. in the Administrative Center Board Room. “ Let the record show that a quorum of board members is present, that this meeting has been duly called, and that notice of this meeting has been posted in accordance with the Texas Open Meetings Act, Texas Government Code Chapter 551”

The Pledge of Allegiance was given.

President Brandon extended a cordial welcome to those present.

**OPEN FORUM:** No one appeared for the Open Forum.

**CANVASSING OF VOTES FROM MAY 7 ELECTION** Election votes were canvassed by precinct and examined by the Board Trustees. Voting results were checked for accuracy. It was moved by Mrs. Feese, seconded by Mr. Rusten and carried unanimously to certify the results of the election.

**ATTACH CANVASS / PRECINCT SUMMARIES INTO MINUTE BOOK)**

**OATH ADMINISTERED TO BOARD MEMBERS:** The Oath of Office was administered by Mr. Frank Henderson, assistant superintendent of business, to reelected board members, Mr. Gary Schneck, and Mr. Robert Bradley.

**ORGANIZATION OF BOARD:** The meeting was turned over to Mrs. Feese for reorganization of the Board and election of officers.

**ELECTION OF OFFICERS** Mr. Rusten nominated Mr. Brandon for president, with a second by Mrs. Feese. Mr. Brandon nominated Mr. Schneck for president with a second from Mrs. Williams. The motion that the nominations cease was made by Mrs. Feese and seconded by Mr. Rusten. The motion was carried unanimously. The vote was taken for Mr. Brandon - 3 to 2. The vote taken for Mr. Schneck was 3 to 2. On the second ballot. Mr. Schneck was elected president by a vote of 4 to 2.

Mr. Brandon nominated Mrs. Feese for vice-president, seconded by Mrs. Williams. No other nominations were made. Vote was taken and Mrs. Feese was elected Vice-President

of the Board of Education, by a vote of 6-0.

Mr. Bradley nominated Mr. Rusten for Secretary and made the motion that the nominations cease and to proceed to elect Mr. Rusten secretary of the Board of Education. The motion was seconded by Mrs. Williams and carried.

The meeting was turned over to Mr. Schneck. He thanked Mr. Brandon for the dedication he had for the school district.

**AUTHORIZATION OF SIGNATURES:**

It was moved by Mr. Bradley seconded by Mrs. Williams and carried unanimously to approve the signatures of Mr. Schneck as president of the board and Mr. Frank Henderson as assistant superintendent of business.

**BOARD MEETING DATES:**

It was moved by Mrs. Feese, seconded by Mr. Brandon, and carried unanimously to continue meeting on the second Tuesday of each month at 7:00 p.m. as recommended by the administration.

**SUPERINTENDENT'S REPORT**

1. Superintendent Stephens reported an enrollment of 2766 as of April 30, 2005, 24 less than reported on May 1, 2004 and 98 less than reported on May 12, 2003. ADA from each campus was reported.
2. Mrs. Elizabeth Denton, president of Borger Classroom Teachers Association thanked the Board for the opportunity to speak to them on behalf of the BCTA. Mrs. Denton thanked the board for the continued support of the teachers and students in the district.

**(ATTACH INTO MINUTE BOOK)**

3. Mrs. Nancy Farrington, TSTA Representative, expressed her appreciation for the opportunity to attend the monthly board meetings. Mrs. Farrington thanked the Board Trustees for constant support and hard work in keeping the District's best interests in mind.
4. Dates to Remember- Spring Board Workshop – Canyon – May 18, 2005; Athletic Banquet – Monday- May 23 @ 6:00 p.m. / BHS Baccalaureate- Thursday, May 26, 2005 @ 8:00 p.m. / BHS Graduation, Friday, May 27, 2005 @ 8:00 p.m.

**CONSENT AGENDA**

It was moved by Mrs. Feese seconded by Mr. Brandon, and carried unanimously to approve the consent agenda, as recommended by the administration. The following items were approved:

1. Minutes of Regular Meeting April 19, 2005
2. Donations
  - a. Wells Fargo Bank presented by Becky Mowell, Branch Manager - \$450.00
  - b. ACE Hardware Donation - \$150.00.
3. Additional Substitute Teachers for the 2004-2005 School Year. Tamyra Cook, Krystal Garcia, Natalie Hodges, Luis Morton, Cindy Morton, and Jacquelyn Tadlock
4. The following 2004-2005 Graduates who upon completion of all their required graduation credits, are due to receive their diplomas:

**(ATTACH LIST OF GRADUATES INTO MINUTE BOOK)**

5. April 2005 Payroll
6. April 2005 Disbursements

**( ATTACH COPY OF DISBURSEMENTS INTO MINUTE BOOK)**

**PERSONNEL:**

**RESIGNATIONS**

It was moved by Mrs. Feese, seconded by Mr. Brandon, and carried unanimously to approve the following resignations with regrets:

- Tammy Bishop
- Ellen Coffman
- Tara Cooper

Gordon Harvick  
 Linda Hodges  
 Cindy Rhoten  
 Mitsy Shaklee

**EMPLOYMENT**

It was moved by Mr. Bradley, seconded by Mrs. Williams to approve the employment of the following personnel as recommended by the Administration:

Scott Carothers – Principal  
 Craig Black – Teacher/ Coach  
 Stacie Black – Teacher  
 Andrea Callaghan – Teacher  
 Emily Waters – Teacher / Coach  
 Nancy White – HAC SSA – Counselor

**APPROVAL OF  
 REGION 16 ESC  
 CONTRACTS FOR  
 THE 2005-2006  
 SCHOOL YEAR:**

It was moved by Mr. Brandon, seconded by Mr. Bradley and carried unanimously to approve the contracts from Region 16 ESC for the 2005-2006- school year.

(ATTACH LIST OF CONTRACTS INTO MINUTE BOOK)

**BIDS:**

**ATHLETIC**

It was moved by Mrs. Feese, seconded by Mr. Brandon and carried unanimously to accept the following bids for athletic equipment for 2005-2006 school year as recommended by the Athletic Department:

<b>2005-2006 ATHLETIC BIDS</b>	
Alert Services	\$2,871.50
All American	\$4,006.06
Anthem Sports	\$2,581.05
Buck's Sporting Goods	\$19,981.66
BBI Tennis Group	\$749.85
BSN	\$860.24
J & M Sporting Goods	\$8,005.75
Medco. Inc.	\$5,532.71
School Health	\$56.81
<b>TOTAL</b>	<u>\$44,645.63</u>

**FOOD SERVICE**

It was moved by Mr. Brandon, seconded by Mr. Rusten, and carried unanimously to accept the following proposals on supplies and equipment\* for the 2005-2006 school year as recommended by the administration:

ARCO FOOD SERVICE	\$ 974.63
BEN E. KEITH	\$4,763.10
CENTRAL PRODUCTS	\$ 418.24
GLOBAL SERVICE	\$ 842.02
KOMMERCIAL KITCHENS	\$2,066.60
STRATEGIC EQUIPMENT	\$ 67.87
TREX EQUIPMENT	<u>\$1,406.03</u>
<b>TOTAL</b>	<b>\$10,538.49</b>

**CARPET BID**

It was moved by Mr. Brandon, seconded by Mrs. Feese, and carried unanimously to accept the following bid for carpeting from Frank's Floor Covering

	<u>Glue Down</u>	<u>Pad</u>
Frank's Floor Covering Borger, Texas	Mohawk \$29,000.00	\$32,800.00

**FINANCIAL**

Each member of the Board received a copy of the financial statements, submitted by the

**REPORTS:**

Finance Department. Mr. Henderson reviewed the financial statements.

**TAX COLLECTIONS:**

A report on tax collections for the period ending April 30, 2005, was submitted by the Appraisal District.

**(ATTACH COPY OF REPORT INTO MINUTE BOOK)**

A copy of all financial reports were given to the Board

**BANK BALANCES:**

Copies of a report on school funds for the month that ended April 30, 2005, were submitted by the Finance Department. Bank balances were as follows:

General Operating	\$ 152,938.12
Worker's Comp/Benefits	11,443.70
TRS Care, Health Insurance Claims	2,005.27
Cafeteria Plan	<u>22,439.82</u>
Total	\$ 188,826.91

**ADJOURNMENT:**

There being no further business Mrs. Feese made the motion, seconded by Mr. Brandon to adjourn the meeting at 6:45 p.m.

*Borger Independent School District*



*Clifton L. Stephens, Superintendent*

200 East Ninth , Borger, TX 79007

806 273-6481 Fax 806 273-1066

---

June 9, 2005

Borger ISD Board of Trustees  
P.O. Box 1177  
Borger, TX 79008


Dear Trustees,

I would like to recommend we accept the gift of \$22,371.00 from the Elementary Booster Clubs. These monies will be used to assist in the purchase of playground equipment at each of the three elementary schools.

Sincerely,

A handwritten signature in black ink that reads 'Clifton L. Stephens'. The signature is written in a cursive, flowing style.

Clifton L. Stephens  
Superintendent



# Texas Education Agency

## 2005 Technology Plan Approval Certificate

The Texas Education Agency is certified by the Schools and Libraries Division (SLD) to approve technology plans for participation in the Schools and Libraries Universal Service Program.

BORGER ISD (117901)

has a technology plan that has met the SLD criteria and No Child Left Behind (NCLB) requirements.

This plan was approved on May 02, 2005 for a period of 1 year (2005 - 2006) with an expiration date of June 30, 2006.

A handwritten signature in cursive script that reads "Sharon Jackson".

Sharon Jackson  
Deputy Associate Commissioner  
Standards and Alignment

Printed on 05/02/2005

# Borger Independent School District

May 31, 2005

Borger ISD Payroll	\$ 1,306,331.90
--------------------	-----------------

BORGER ISD CHECK REGISTER  
May 31, 2005

CHECK #	DATE	VENDOR	AMOUNT
17175	05/04/05	A&D BOOKSTORE & SUPPL	\$ 1,254.88
17176	05/04/05	AMARILLO GLOBE NEWS	\$ 262.08
17177	05/04/05	AMERIPRIDE LINEN	\$ 20.00
17178	05/04/05	BISD FOOD SVC	\$ 589.02
17179	05/04/05	BOOKBINDING & LAMINATI	\$ 85.05
17180	05/04/05	BORGER COUNTRY CLUB	\$ 2,540.30
17181	05/04/05	MICHAEL JOSEPH BOS	\$ 25.00
17182	05/04/05	DAVID BRANDON	\$ 32.03
17183	05/04/05	DAVID BRINK	\$ 3,272.24
17184	05/04/05	BETTINA KARELLE BRISCOE	\$ 49.79
17185	05/04/05	BROOK MAYES MUSIC CO	\$ 699.00
17186	05/04/05	CASSIE CAGLE	\$ 25.00
17187	05/04/05	CANYON ISD	\$ 36.50
17188	05/04/05	CHRIS CARROLL	\$ 26.99
17189	05/04/05	CDW-G	VOID
17190	05/04/05	CDW-G	VOID
17191	05/04/05	CDW-G	\$ 9,360.61
17192	05/04/05	COLLEGE BOARD	\$ 555.00
17193	05/04/05	CARSON J COOK	\$ 25.00
17194	05/04/05	COUNTRY CHEVROLET	\$ 168.40
17195	05/04/05	CROSS COUNTRY EDUCAT	\$ 258.00
17196	05/04/05	CROWN SUPPLY	\$ 248.75
17197	05/04/05	CUSTOM WHOLESAL	\$ 158.04
17198	05/04/05	DELL	\$ 699.00
17199	05/04/05	DEMCO INC	\$ 71.40
17200	05/04/05	DOBSON CELLULAR SYST	\$ 42.93
17201	05/04/05	DUMAS INT MUSIC FESTIV	\$ 264.00
17202	05/04/05	DUMAS ISD	\$ 700.00
17203	05/04/05	DYNA SYSTEMS	\$ 198.28
17204	05/04/05	EDUCATIONAL PRODUCTIO	\$ 530.00
17205	05/04/05	EDUCATIONAL RESOURCE	\$ 367.49
17206	05/04/05	KATHY EMERT	\$ 20.00
17207	05/04/05	EPES SOFTWARE INC	\$ 99.00
17208	05/04/05	ETA CUISENAIRE	\$ 380.80
17209	05/04/05	FOSTER PLUMBING	\$ 360.00
17210	05/04/05	KATIE FRANCIS	\$ 24.10
17211	05/04/05	ALLEN FRAZIER	\$ 29.25
17212	05/04/05	FRONTLINE PLACEMENT	\$ 830.50
17213	05/04/05	GERALDS OFFICE PROD	\$ 735.77
17214	05/04/05	I J GERSTENKORN	\$ 66.50
17215	05/04/05	GOODHEART-WILLCOX	\$ 1,035.31
17216	05/04/05	GOPHER SPROTS EQUIP	\$ 133.90
17217	05/04/05	GRAYBAR ELECTRIC CO	\$ 5.05
17218	05/04/05	HARVEY TIRE	\$ 361.41
17219	05/04/05	JOE HICKS	\$ 525.00

17220	05/04/05	GREG HILL	\$	35.00
17221	05/04/05	ROY HOKANSON	\$	105.00
17222	05/04/05	HS ACTIVITY FUND CHEERL	\$	175.00
17223	05/04/05	INDUSTRIAL PEST MGT	\$	780.00
17224	05/04/05	INTERNATIONAL LIGHTING	\$	54.50
17225	05/04/05	J-M SPORTING GOODS	\$	110.00
17226	05/04/05	ROOSEVELT JACKSON	\$	115.50
17227	05/04/05	JONES EQUIPMENT & TURF	\$	579.76
17228	05/04/05	JOSTENS INC	\$	2,549.90
17229	05/04/05	L AND JAYS HOOKUPS	\$	106.00
17230	05/04/05	KEVIN LASLEY	\$	84.00
17231	05/04/05	PATRICK S LEWIS	\$	25.00
17232	05/04/05	LIBRARY VIDEO CO	\$	19.95
17233	05/04/05	LINCOLN SALES CO	\$	366.00
17234	05/04/05	LUBBOCK ISD	\$	249.50
17235	05/04/05	M&M AUTO PARTS	\$	491.12
17236	05/04/05	M-F ATHLETIC CO INC	\$	144.50
17237	05/04/05	JACQUELINE L MARSHALL	\$	153.98
17238	05/04/05	MEDICAID CLAIM OF TX INC	\$	229.18
17239	05/04/05	MESSAGE MAKERS	\$	18.00
17240	05/04/05	MILLER PAPER CO	\$	289.80
17241	05/04/05	SHANNON T MORRISON	\$	80.00
17242	05/04/05	MORTON LUMBER	\$	3,746.63
17243	05/04/05	BOBBIE SUE NICHOLS	\$	433.56
17244	05/04/05	NILES REFRIGERATION	\$	7.45
17245	05/04/05	OREILLY AUTOMOTIVE	\$	14.20
17246	05/04/05	ODESSA CONVENTION & VI	\$	160.39
17247	05/04/05	P T T A	\$	224.00
17248	05/04/05	PAC N MAIL	\$	659.40
17249	05/04/05	PANHANDLE PAGING	\$	18.95
17250	05/04/05	PAPER DIRECT	\$	175.90
17251	05/04/05	PARSLEY'S ROOFING	\$	700.00
17252	05/04/05	PARTSMASTER	\$	80.05
17253	05/04/05	A W PELLER ASSOC	\$	21.95
17254	05/04/05	J.W. PEPPER & SON	\$	892.75
17255	05/04/05	PERRYTON ISD	\$	18.25
17256	05/04/05	POPULAR SUPPLY	\$	2,143.77
17257	05/04/05	WESTAIR PRAXAIR DIST	\$	109.28
17258	05/04/05	PRINT SOLUTIONS	\$	4,170.24
17259	05/04/05	QUILL CORPORATION	\$	55.76
17260	05/04/05	REAL SIMPLE	\$	28.68
17261	05/04/05	REGION XVI ED SVC CTR	\$	200.00
17262	05/04/05	RELIABLE CORP	\$	132.73
17263	05/04/05	RENAISSANCE LEARNING	\$	53.80
17264	05/04/05	DANNY SALAZAR	\$	36.50
17265	05/04/05	SARDO BUS & COACH	\$	3,501.00
17266	05/04/05	SBC	\$	140.96
17267	05/04/05	STEVEN SCHNEIDER,PHD	\$	150.00
17268	05/04/05	THE SCHOOL CO	\$	504.67
17269	05/04/05	SCHOOL LABELS.COM	\$	65.99
17270	05/04/05	SCHOOL SPECIALTY SUPP	\$	122.85
17271	05/04/05	THE SECURITY CO	\$	69.00

17272	05/04/05	SEWING NOOK	\$	51.69
17273	05/04/05	MITSY SHAKLEE	\$	301.56
17274	05/04/05	MITSY SHAKLEE	\$	200.00
17275	05/04/05	MORGAN PAUL SHEDD	\$	25.00
17276	05/04/05	THE SHOOTOUT	\$	245.00
17277	05/04/05	CRAIG SHORES	\$	179.50
17278	05/04/05	CLIFTON L STEPHENS	\$	56.69
17279	05/04/05	RICKEY SUMMAR	\$	97.41
17280	05/04/05	SUMMIT LEARNING	\$	50.70
17281	05/04/05	SUNGARD PENTAMATION	\$	1,800.00
17282	05/04/05	SWEET REWARDS	\$	171.55
17283	05/04/05	TEACHERS VIDEO CO	\$	33.55
17284	05/04/05	TECHNICAL PERSPECTIVES	\$	1,988.00
17285	05/04/05	TEXAS CONNECTION	\$	625.74
17286	05/04/05	TEXAS GAS SERVICE	\$	12,402.39
17287	05/04/05	TEXAS TECH UNIVERSITY	\$	60.00
17288	05/04/05	THERA VANTAGE	\$	344.00
17289	05/04/05	U-HAUL	\$	226.11
17290	05/04/05	UNITED SUPERMARKET	\$	7.98
17291	05/04/05	UNIVERSITY OF OKLAHOMA	\$	440.00
17292	05/04/05	VAUGHNS TRUCK REPAIR	\$	182.50
17293	05/04/05	VISUALEDTECH, INC	\$	1,795.00
17294	05/04/05	WT SERVICES INC	\$	8,500.00
17295	05/04/05	THE WATER STORE	\$	22.50
17296	05/04/05	WIESER EDUCATIONAL INC	\$	205.70
17297	05/04/05	DAVID WOOD	\$	65.00
17298	05/04/05	WOODYS GLASS CO	\$	25.89
17299	05/04/05	WRANGLER CONSTRUCTION	\$	750.00
17300	05/04/05	XCEL ENERGY	\$	107.18
17301	05/04/05	XEROX CORPORATION	\$	9,961.51
17302	05/04/05	BOWMAN PUBLISHING	\$	70.00
17303	05/04/05	LA FULLER AND SONS	\$	30,511.00
17304	05/04/05	SCHOLASTIC BOOK FAIRS	\$	3,134.36
17305	05/04/05	THE WATER STORE	\$	21.00
17306	05/11/05	ACCENT SCHOOL SUPPLIE	\$	45.41
17307	05/11/05	AERIFORM CORPORATION	\$	43.81
17308	05/11/05	AMERIPRIDE LINEN	\$	9.95
17309	05/11/05	AMSTERDAM PRINTING	\$	579.03
17310	05/11/05	ARAMARK SERVICEMASTER	\$	483.68
17311	05/11/05	AMANDA JILL BABCOCK	\$	243.25
17312	05/11/05	DONNA BARBEE	\$	334.60
17313	05/11/05	BECKY BASHAM	\$	140.92
17314	05/11/05	BORGER NEWS-HERALD	\$	315.16
17315	05/11/05	DAVID BRINK	\$	172.62
17316	05/11/05	MARY JANE BRINK	\$	200.00
17317	05/11/05	CHLO BURRIS	\$	200.00
17318	05/11/05	MARCI L CHADDICK	\$	11.66
17319	05/11/05	SUZANNE CICHOCKI	\$	130.00
17320	05/11/05	CITY OF BORGER	\$	3.00
17321	05/11/05	COCA-COLA BOTTLING CO	\$	98.00
17322	05/11/05	CROWN SUPPLY	\$	6.00
17323	05/11/05	CROWN SUPPLY	\$	592.80

17324	05/11/05	D.O.E. SPRING WORKSHOP	\$	440.00
17325	05/11/05	JUANITA DAWSON	\$	135.00
17326	05/11/05	DEWEY DE LOE	\$	49.25
17327	05/11/05	DEALERS ELECTRIC SUPP	\$	2,476.37
17328	05/11/05	B B DENTON	\$	130.00
17329	05/11/05	KATHY EMERT	\$	20.00
17330	05/11/05	ROBERT C ESTES	\$	140.00
17331	05/11/05	MARY J FARR	\$	150.00
17332	05/11/05	WALTER E FARR	\$	125.00
17333	05/11/05	FRANCES C FLETCHER	\$	464.45
17334	05/11/05	KATIE FRANCIS	\$	109.32
17335	05/11/05	FRONTIER FUELS CO	\$	10,755.84
17336	05/11/05	AMANDA R FUSTON	\$	7.53
17337	05/11/05	CAROL GALLOWAY	\$	76.25
17338	05/11/05	GERALDS OFFICE PROD	\$	208.30
17339	05/11/05	AARONDA GEROW	\$	130.00
17340	05/11/05	B J GROVE	\$	170.00
17341	05/11/05	MERLE GROVE		VOID
17342	05/11/05	H AND H PRINTING	\$	274.50
17343	05/11/05	PHYLLIS HARMONY	\$	125.00
17344	05/11/05	PAUL RUTH HARMS	\$	350.00
17345	05/11/05	PEGGY SUE HARRIS	\$	200.00
17346	05/11/05	RICK HARRIS	\$	71.00
17347	05/11/05	GORDON HARVICK	\$	155.00
17348	05/11/05	HIGH-INTEREST CURRICUL	\$	316.14
17349	05/11/05	THE HIGHSMITH CO	\$	224.71
17350	05/11/05	SARA HIGUERA	\$	120.00
17351	05/11/05	TRACY LYNNE HOWARD	\$	29.99
17352	05/11/05	MICHELLE HUCKABEE	\$	48.65
17353	05/11/05	VICKIE IRBY	\$	11.98
17354	05/11/05	BOB O JACKSON	\$	140.00
17355	05/11/05	BRENDA JACKSON	\$	130.00
17356	05/11/05	LILETH ANN JACKSON	\$	140.00
17357	05/11/05	BARBARA JETT	\$	130.00
17358	05/11/05	JIMS DIAMOND SHOP	\$	129.80
17359	05/11/05	KAYLORS SCHOOL SUPPLY	\$	39.56
17360	05/11/05	LISA R KEIFER	\$	502.49
17361	05/11/05	BETH KITCHENS	\$	171.78
17362	05/11/05	HARRY KUHRT	\$	180.00
17363	05/11/05	LAKESHORE LEARNING	\$	913.90
17364	05/11/05	MIKE LANCASTER	\$	71.00
17365	05/11/05	DAVID LANTELME	\$	1,520.00
17366	05/11/05	LONG'S ELECTRONICS	\$	1,338.66
17367	05/11/05	LANNY LOVEJOY	\$	88.50
17368	05/11/05	SHARON ANN LOWERY	\$	19.54
17369	05/11/05	M&M AUTO PARTS	\$	19.46
17370	05/11/05	JACQUELINE L MARSHALL	\$	177.36
17371	05/11/05	RAY MARTIN	\$	105.50
17372	05/11/05	MICHELLE MCNUTT	\$	195.76
17373	05/11/05	ALLISON MCWILLIAMS	\$	40.95
17374	05/11/05	ALLISON MCWILLIAMS	\$	200.00
17375	05/11/05	AMY LEE MESNEAK	\$	200.00

17376	05/11/05	JANA MINYARD	\$	200.00
17377	05/11/05	MORTON LUMBER CO	\$	3,138.24
17378	05/11/05	ANN BARNEY MOSS	\$	202.30
17379	05/11/05	CYNTHIA KOETTING NEWEL	\$	190.97
17380	05/11/05	OREILLY AUTOMOTIVE	\$	307.94
17381	05/11/05	OVERHEAD DOOR CO OF	\$	105.00
17382	05/11/05	PAO ENTERPRISES	\$	300.00
17383	05/11/05	PAPER 101	\$	16,707.60
17384	05/11/05	ANNIE PARKER	\$	130.00
17385	05/11/05	PARKERS DISTRIBUTING	\$	14.95
17386	05/11/05	DEBBIE PARSLEY	\$	302.75
17387	05/11/05	PARSLEYS ROOFING INC	\$	1,600.00
17388	05/11/05	TAMYRA PORTER	\$	63.65
17389	05/11/05	POSITIVE PROMOTIONS INC	\$	257.33
17390	05/11/05	POSTMASTER BORGER TX	\$	74.00
17391	05/11/05	WESTAIR PRAXAIR DIST	\$	37.39
17392	05/11/05	LYNDE K PRICE	\$	199.45
17393	05/11/05	PRO-ED	\$	921.80
17394	05/11/05	MOLLY RAFFERTY	\$	173.60
17395	05/11/05	REGION XVI ED SVC CTR	\$	4,944.93
17396	05/11/05	REGION XVI ED SVC CTR	\$	50.00
17397	05/11/05	TERRY RIPPETOE	\$	257.60
17398	05/11/05	RMI-BRYANT	\$	982.36
17399	05/11/05	MARY E ROBINSON	\$	275.80
17400	05/11/05	HARMONY A RUBALCABA	\$	200.00
17401	05/11/05	BRENDA HICKS RUSS	\$	303.45
17402	05/11/05	BRENDA HICKS RUSS	\$	202.00
17403	05/11/05	CHRIS EUGENE RUZICK	\$	5.08
17404	05/11/05	DEE SANDERS	\$	58.80
17405	05/11/05	DEE SANDERS	\$	199.28
17406	05/11/05	BONNIE SAVAGE	\$	200.00
17407	05/11/05	SCHOOL SPECIALTY SUPP	\$	12.36
17408	05/11/05	GWYN SCOTT	\$	121.28
17409	05/11/05	JOSEPH S SHELTON	\$	33.40
17410	05/11/05	ELIZABETH SKAGGS	\$	37.77
17411	05/11/05	BRENDA K SNOW	\$	261.80
17412	05/11/05	BETH STEVENS	\$	138.60
17413	05/11/05	TASB RMF	\$	1,130.00
17414	05/11/05	TASC	\$	960.00
17415	05/11/05	TOMMY TAYLOR	\$	88.50
17416	05/11/05	TEXAS SCIENCE CTR	\$	45.00
17417	05/11/05	TEXAS TECH UNIVERSITY	\$	30.00
17418	05/11/05	B R THOMAS	\$	155.00
17419	05/11/05	WILMA THOMAS	\$	130.00
17420	05/11/05	CAROL THOMPSON	\$	200.00
17421	05/11/05	UNITED REFRIGERATION	\$	570.00
17422	05/11/05	DENNA WAKEFIELD	\$	140.71
17423	05/11/05	WALMART	\$	986.34
17424	05/11/05	ROBERT WARREN	\$	46.55
17425	05/11/05	JONNIE WASHBURN	\$	121.28
17426	05/11/05	LINDA WASHER	\$	36.87
17427	05/11/05	THE WATER STORE	\$	24.00

17428	05/11/05	E J WEBB	\$	5.50
17429	05/11/05	PATRICIA WELLS	\$	56.11
17430	05/11/05	THERESA MICHELLE WEST	\$	38.40
17431	05/11/05	WOODYS GLASS CO	\$	543.50
17432	05/11/05	WRANGLER CONSTRUCTION	\$	1,544.00
17433	05/11/05	XCEL ENERGY	\$	12,911.68
17434	05/11/05	XEROX CORPORATION	\$	856.99
17435	05/11/05	LORA ANN ZETZSCHE	\$	82.00
17436	05/11/05	POWERKIDS PRESS	\$	161.85
17437	05/11/05	UNITED SUPERMARKET	\$	23.57
17438	05/11/05	CUSTOM FOOD GROUP	\$	107.45
17439	05/11/05	KNOWBUDDY U S	\$	334.80
17440	05/11/05	MINTONS FLOWERS	\$	50.00
17441	05/11/05	RENAISSANCE LEARNING	\$	201.75
17442	05/11/05	RICK SAY	\$	166.36
17443	04/13/05	MERLE GROVE	\$	145.00
17444	04/13/05	ABC SCHOOL SUPPLY	\$	229.97
17445	04/13/05	ADVANCED PAVEMENT	\$	95,178.00
17446	04/13/05	AERIFORM CORPORATION	\$	37.49
17447	04/13/05	H R ALEXANDER	\$	161.00
17448	04/13/05	ALPHA SMART	\$	261.45
17449	04/13/05	AMAZON.COM	\$	45.10
17450	04/13/05	BEST ACESS SYST	\$	1,073.59
17451	04/13/05	JOHNNA BIRKES	\$	364.00
17452	04/13/05	BISD FOOD SVC	\$	207.50
17453	04/13/05	TAMMYE BISHOP		VOID
17454	04/13/05	BLUE MOUNTAIN EQUIP	\$	1,112.00
17455	04/13/05	BORGER NEWS-HERALD	\$	93.72
17456	04/13/05	BUCKS SPORTING GOODS		VOID
17457	04/13/05	BUCKS SPORTING GOODS	\$	4,339.19
17458	04/13/05	BUTTERCUP HOUSE	\$	189.00
17459	04/13/05	CEI	\$	3,500.00
17460	04/13/05	CERTIFIED LABORATORIES	\$	149.36
17461	04/13/05	CHILDRENS REHAB	\$	2,703.06
17462	04/13/05	CITY OF BORGER	\$	5,532.46
17463	04/13/05	CLAUDE ISD	\$	10,701.65
17464	04/13/05	KENNETH L COLEMAN	\$	676.26
17465	04/13/05	DAKE'S RESTAURANT	\$	71.93
17466	04/13/05	DECA IMAGES	\$	153.90
17467	04/13/05	DISCOVER FILM VIDEO	\$	454.53
17468	04/13/05	DIXON GLASS	\$	99.46
17469	04/13/05	EBSCO SUBSCRIPTION	\$	442.34
17470	04/13/05	FORWARD EDGE	\$	3,500.00
17471	04/13/05	FOSTER PLUMBING	\$	80.00
17472	04/13/05	FRENSHIP ATHLETICS	\$	263.00
17473	04/13/05	FRONTLINE DATA	\$	836.50
17474	04/13/05	GERALDS OFFICE PROD	\$	11.86
17475	04/13/05	GROOM ISD	\$	3,265.47
17476	04/13/05	FRANK HENDERSON	\$	721.03
17477	04/13/05	HYDROTEX	\$	4,000.00
17478	04/13/05	INDECO SALES INC	\$	21,978.93
17479	04/13/05	INTERQUEST DETECTION	\$	600.00

17480	04/13/05	JEFFERSON TRUCK-TRAIL	\$	281.02
17481	04/13/05	KRAFTSMAN PLAYGROUND	\$	4,263.90
17482	04/13/05	KEVIN KUEHLER	\$	1,894.42
17483	04/13/05	KEVIN KUEHLER	\$	1,305.00
17484	04/13/05	LAWNS A LOT SPRAYING	\$	550.00
17485	04/13/05	MACKIN LIBRARY MEDIA	\$	4,073.08
17486	04/13/05	MESSAGE MAKERS	\$	86.40
17487	04/13/05	JOHNNY MILLER	\$	1,543.10
17488	04/13/05	MINTONS FLOWERS	\$	50.00
17489	04/13/05	NBS		VOID
17490	04/13/05	NCS PEARSON	\$	414.40
17491	04/13/05	OREILLY AUTOMOTIVE	\$	29.78
17492	04/13/05	PANHANDLE ASSOC FOR	\$	300.00
17493	04/13/05	PANHANDLE ISD	\$	18,514.05
17494	04/13/05	PAO ENTERPRISES	\$	315.00
17495	04/13/05	PLEMONS STINNETT PHILL	\$	18,946.30
17496	04/13/05	WESTAIR PRAXAIR DIST	\$	210.59
17497	04/13/05	PRECISION BODY WORKS	\$	500.00
17498	04/13/05	PRINGLE MORSE ISD	\$	2,288.77
17499	04/13/05	FRED PRYOR SEMINARS	\$	256.00
17500	04/13/05	QSP READERS DIGEST	\$	321.60
17501	04/13/05	REGION XII SERVICE CTR	\$	192.00
17502	04/13/05	REGION XVI ED SVC CTR	\$	5,150.00
17503	04/13/05	SAFETY KLEEN CORP	\$	109.45
17504	04/13/05	SANFORD-FRITCH ISD	\$	25,718.30
17505	04/13/05	SCHWARTZ & EICHELBAUM	\$	60.31
17506	04/13/05	MITSY SHAKLEE		VOID
17507	04/13/05	MELANIE SHARP	\$	150.00
17508	04/13/05	SM SOFTWARE	\$	23,005.00
17509	04/13/05	SOUTHWEST SPIRIT SUPP	\$	276.50
17510	04/13/05	SPRING CREEK ISD	\$	2,343.33
17511	04/13/05	BETH STEVENS	\$	1,178.00
17512	04/13/05	RICKEY SUMMAR	\$	172.90
17513	04/13/05	TEXAS TECH UNIVERSITY	\$	30.00
17514	04/13/05	U-HAUL	\$	376.01
17515	04/13/05	UNITED SUPERMARKET	\$	286.74
17516	04/13/05	ROBERT VINYARD-LOCKSM	\$	16.00
17517	04/13/05	WALSH ANDERSON BROW	\$	1,000.00
17518	04/13/05	THE WATER STORE	\$	200.00
17519	04/13/05	WESCO	\$	6.90
17520	04/13/05	WHITE DEER ISD	\$	10,612.60
17521	04/13/05	WOMEN CHILDREN HEALTH	\$	50.00
17522	04/13/05	WOODYS GLASS CO	\$	71.69
17523	04/13/05	WORLD ALMANAC EDUC	\$	12.99
17524	04/13/05	WRANGLER CONSTRUCTION	\$	3,600.00
17525	04/13/05	WRIGHT EXPRESS	\$	937.11
17526	04/13/05	XEROX CORPORATION	\$	261.06
17527	04/13/05	BORGER ACTIVITY CTR	\$	302.00
17528	04/13/05	H.S. ACTIVITY FUND-PRIDE	\$	2,867.89
17529	04/13/05	LEES SCHOOL SUPPLIES	\$	61.43
17530	04/13/05	THE WATER STORE	\$	12.00
17531	04/13/05	TEPSA	\$	248.00

17532	04/13/05	UTHSCSA CONTINUING MED	\$	495.00
17533	04/13/05	BRADFORD ALAN CARPEN	\$	246.45
17534	04/13/05	DEWEY DE LOE	\$	24.80
17535	04/13/05	MICKEY MCCLAIN	\$	3.40
17536	04/13/05	CLIFTON L STEPHENS	\$	13.95
17537	04/13/05	WELLS FARGO CARD SVCS	\$	2,689.42
17538	05/24/05	MAC USER		VOID
17539	05/24/05	ABC INFLATABLES	\$	728.00
17540	05/25/05	TERRY BREWER	\$	1,150.00
17541	04/25/05	ABC INFLATABLES	\$	137.00
17542	04/25/05	SNOW PATCH	\$	47.25
17543	05/26/05	DAKE'S RESTAURANT	\$	3,834.00
17544	05/27/05	MIKE LOUIS	\$	175.00
17545	05/27/05	TAPT	\$	1,120.00
17546	05/27/05	TEXAS ASSOC OF SCHOOL	\$	300.00
17547	05/27/05	UNIV OF TEXAS	\$	350.00
17548	05/27/05	CENTRAL ACTIVITY FUND	\$	398.37
17549	05/27/05	ADVANCE FOOD CO INC	\$	576.00
17550	05/27/05	ALLENS TRI-STATE MECH	\$	1,083.25
17551	05/27/05	BLUE BELL CREAMERIES	\$	211.04
17552	05/27/05	GANDYS DAIRIES	\$	5,731.64
17553	05/27/05	GOLDEN LIGHT EQUIP	\$	265.75
17554	05/27/05	BEN E KEITH CO	\$	10,044.86
17555	05/27/05	MICHAEL FOODS, INC	\$	85.20
17556	05/27/05	MRS BAIRDS BAKERIES	\$	1,239.99
17557	05/27/05	NARDONE'S BROS BAKING	\$	358.98
17558	05/27/05	JOHN RODEN	\$	1,228.00
17559	05/27/05	US FOODS INC	\$	4,604.00
17560	05/27/05	UNITED REFRIGERATION	\$	130.87
17561	05/27/05	CIRCUIT CITY STORES INC	\$	533.93
17562	05/27/05	GREGS REPAIR SVC	\$	203.30
17563	05/27/05	JENNIFER JONES	\$	30.75
17564	05/27/05	UNIV OF TEXAS	\$	450.00

**TOTAL** **\$ 546,888.97**

**RESIGNATIONS**

It is the administrative recommendation to accept the resignation of the following  
Borger I.S.D. personnel:

Leslie Ford

Kellie Hill

May 20, 2005

Borger ISD,

*This letter is to inform you that I, Leslie Ford, am resigning my position as 4<sup>th</sup> grade teacher. My last day with the district will be May27, 2005. My husband has a new job with Duke Energy that is moving us to Gruver. I will miss this school deeply. I spent my whole childhood and career at Borger ISD. Thank you so much for the opportunity to work with great kids and wonderful staff.*

*Thank you,*  
*Leslie Ford*  
Leslie Ford

Dear Mr. Stephens,

I would like to thank B.I.S.D. for the opportunity to teach in this great school district for the last three years. I am at this time resigning my teaching position to take a position with First Baptist Church. I would like to thank Mr. Jenkins and the School Board for their support. My experience with this school district has been a positive one in which I gained knowledge and grew as a person. I am praying for the B.I.S.D. staff as they continue to provide an excellent education experience for all of our children.

Sincerely,

A handwritten signature in cursive script that reads "Kellie Hill". To the right of the signature, the date "6-3-05" is written in a smaller, simpler font.


Kellie Hill

CONSIDERATION / ACTION

PERSONNEL – EMPLOYMENT

It is the recommendation of the administration that the following individuals be employed and issued a contract with the Borger Independent School District for the 2005-2006 school year. Their salary will be computed in accordance with the 2005-2006 salary schedule.

<u>NAME</u>	<u>ASSIGNMENT</u>	<u>CAMPUS</u>	<u>DEGREE</u>
Virginia Ramirez	4 <sup>th</sup> grade Bilingual	Crockett	Bachelor's
Al Davis	Math Teacher	BHS	Bachelor's
Dale Archer	Vo. Ag Teacher	BHS	Bachelor's
Cynthia Carr	Special Ed. Teacher	BMS	Bachelor's



**Borger High School Choral  
Department**

5/10/5

**To: Mr. Stephens and School Board**  
**From: Johnny Miller**  
**Re: Spring Choir Trip - Spring 2006**


**Dear Mr. Stephens and Members of the Board of Education,**

**On behalf of the Varsity Choirs and myself, we are requesting permission for the members of the Borger High School Choral Department to be allowed to travel to Universal Orlando during Spring Break as our choir trip. This calendar choice allows students to travel with the choirs, not miss any class time, and to be back in time before returning to school.**

**I understand the concern over cost for a trip. Students are given ample opportunities for fund-raising and will secure their trip seat with a deposit of \$100.00 at the start of the 2005-2006 school year. We will do, as in the past, the same localized projects in Borger which give back to the community something for their investment and projects which have been established through the years. I am always looking to make anything we do as a fund-raising project as financially sound for the group and community as possible, understanding that no funding comes from the school district at any time.**

**We thank you for your continued support of the BISD Choral Music Program and respectfully submit this letter of request on behalf of the student members of the BHS Choral Department, the choir boosters, and myself.**

**"SING"cerely,**



Borger High School  
 West First Street  
 Borger, Tx. 79007  
 (806)273-1029ext.141  
 Fax-806.273.1036



johnny.miller@borgerisd.net  
 DESIRE—DRIVE—DEDICATION

Johnny Miller-Director  
 1702 Boyd  
 Borger, Tx. 79007  
 (806)274-4215

RESOLUTION

STATE OF TEXAS ) TO THE REGION VIII  
 ) EDUCATION SERVICE  
COUNTY OF HUTCHINSON ) CENTER

WHEREAS, the Board of Trustees of Borger ISD, Texas, pursuant to the  
*(Named of LEA)*  
authority granted by Sections 271.081-271.083 Local Government Code, V.T.C.A., as amended, desires to  
participate in described purchasing programs of the Region VIII Education Service Center, and in the  
opinion that participation in these programs will be highly beneficial to the taxpayers through the  
anticipated savings to be realized, now therefore, be it

RESOLVED that we request the Region VIII Education Service Center to include a stated need  
for : [ X ] Texas Interlocal Purchasing System (TIPS)

On the Region VIII Education Service Center's annual contracts for the above items, whereby

Clifton L. Stephens, Superintendent, is authorized and directed to sign and deliver all or any  
*(Name of Superintendent)*

necessary requests and other documents in connection therewith for and on behalf of

Borger ISD Independent School District.  
*(Name of LEA)*

I certify that the foregoing is a true and correct copy of the Resolution duly adopted by the Board  
of Trustees of Borger Independent School District and that the same now appears of  
*(Name of LEA)*  
record in my office.

In witness thereof, I have hereunto set my hand and affixed my official seal this 14 day of  
June, 2005.

By: \_\_\_\_\_  
*(Authorizing Signature)*

Gary A. Schneck  
*(Name & Title of Board Chairperson)*

Borger ISD  
*(Name of LEA)*

\_\_\_\_\_  
*(Superintendent Signature)*

Clifton L. Stephens  
*(Printed Name)*

**This legal document will remain current on file until either party severs the agreement.**

## INTERLOCAL AGREEMENT Region VIII Education Service Center

Borger ISD  
School District or Public Entity

117 - 901  
County-District Number

Region VIII Education Service Center

225 - 950  
County-District Number

Texas Education Code §8.002 permits regional education service centers, at the direction of the Commissioner of Education, to provide services to assist school districts in improving student performance and increasing the efficiency and effectiveness of school operations Authority for such services is granted under Texas Government Code §§ 791.001 *et seq* as amended.

This Interlocal Agreement (hereinafter the "Agreement") is effective June 14, 2005 and shall be automatically renewed unless either party gives sixty (60) days prior written notice of non-renewal. This Agreement may be terminated without cause by either party upon (60) days prior written notice, or may also be determined for cause at anytime upon written notice stating the reason for and effective date of such terminations and after giving the affected party a thirty (30) day period to cure any breach.

### **Statement of Services to be Performed:**

Region VIII Education Service Center, by this Agreement, agrees to provide cooperative purchasing services to the above-named public schools or institution of higher learning through a Program known as the Texas Interlocal Purchasing System (TIPS) Program.

The purpose of the TIPS Program shall be to obtain substantial savings for participating public schools and institutions of higher learning through volume purchasing.

### **Role of the Purchasing Cooperative:**

1. Provide for the organizational and administrative structure of the program.
2. Provide staff time necessary for efficient operation of the program.
3. Receive quantity requests from entities and prepare appropriate tally of quantities.
4. Initiate and implement activities related to the bidding and vendors selection process.
5. Provide members with procedures for ordering, delivery, and billing.

### **Role of the Public School or Governmental Entity:**

1. Commit to participate in the program by an authorized signature in the appropriate space below.
2. Designate a contact person for the cooperative.

## **INTERLOCAL AGREEMENT, continued**

3. Commit to purchase products and services that become part of the official products and services list when it is in the best interest of the member entity.
4. Prepare purchase orders issued to the appropriate vendor from the official award list provided by the Purchasing Cooperative.
5. Accept shipments of products ordered from vendors in accordance with standard purchasing procedures.
6. Pay vendors in a timely manner for all goods and services received.

### **General Provisions:**

The Parties agree to comply fully with all applicable federal, state, and local statutes, ordinances, rules, and regulations in connection with the programs contemplated under this Agreement. This Agreement is subject to all applicable present and future valid laws governing such programs.

This Agreement shall be governed by the law of the State of Texas and venue shall be in the county in which the administrative offices of RESC VIII are located which is Titus County, Texas.

This Agreement contains the entire agreement of the Parties hereto with respect to the matters covered by its terms, and it may not be modified in any manner without the express written consent of the Parties.

If any term(s) or provision(s) of this Agreement are held by a court of competent jurisdiction to be invalid, void, or unenforceable, the remainder of the provisions of this Agreement shall remain in full force and effect

The Parties to this Agreement expressly acknowledge and agree that all monies paid pursuant to this Agreement shall be paid from budgeted available funds for the current fiscal year of each such entity.

Before any party may resort to litigation, any claims, disputes or other matters in question between the Parties to this Agreement shall be submitted to nonbinding mediation

No Party to this Agreement waives or relinquishes any immunity or defense on behalf of themselves, their directors, officers, employees, and agents as a result of its execution of this Agreement and performance of the functions and obligations described herein.

This Agreement may be negotiated and transmitted between the Parties by means of a facsimile machine and the terms and conditions agreed to are binding upon the Parties.

### **Authorization:**

Region VIII Education Service Center and Texas Interlocal Purchasing System (TIPS) Program have entered into an Agreement to provide cooperative purchasing opportunities to public schools and governmental entities.

**INTERLOCAL AGREEMENT, continued**

This Agreement was approved by the governing boards of the respective parties at meetings that were posted and held in accordance with the Texas Open Meetings Act, Texas Government Code ch. 551.

The individuals signing below are authorized to do so by the respective parties to this Agreement.

**Public District or Governmental Entity**

**Region VIII Education Service Center**

By: \_\_\_\_\_  
Authorized Signature

By: \_\_\_\_\_  
Mr. Harvey B. Hohenberger, Jr.,

Title: Clifton L. Stephens  
Superintendent Borger ISD

Title: Executive Director Region VIII ESC

June 14, 2005  
Date

\_\_\_\_\_  
Date

Jeri Jett  
District or Entity Purchasing Contact Person

Dewey DeLoe  
District or Entity Technology Contact Person

P.O. Box 1177  
Street Address

P.O. Box 1177  
Street Address

Borger, Tx 79008-1177  
City, State Zip

Borger, Tx 79008-1177  
City, State Zip

(806) 273-1003  
Purchasing Contact's Telephone Number

(806) 273-1021  
Technology Contact Telephone No.

(806) 273-1005  
Purchasing Contact's Fax Number

(806) 273-2066  
Technology Contact Fax Number

jeri.jett@borgerisd.net  
Purchasing Contact's Email Address

dewey.deloe@borgerisd.net  
Technology Contact's Email Address


Please send two signed original Interlocal Agreements to the Region VIII ESC, Attn: Mr. Harvey B. Hohenberger, Jr., Executive Director, Region VIII Education Service Center, PO Box 1894, Mt. Pleasant, Texas 75456-1894. Upon execution, a signed original will be returned to the Purchasing Contact listed above.

**CONSIDERATION / ACTION**

Bond Survey

**CONSIDERATION / ACTION**

Renaming of Central Elementary School

Home
[-] TASB Overview
Overview
Mission Statement
[+] Membership
[-] Governance
Overview
Delegate Assembly
Board of Directors
Related Entities
[+] Careers
[+] Contact Us
[+] Supporting Schools
[+] Issues + Advocacy
[+] Services
[+] Training + Events
[+] News + Media
Related Sites
TASB Store 

[Overview](#) > [Governance](#) > Delegate Assembly

## TASB Overview

### 2005 Delegate Assembly

#### Exciting Changes for this Year's Delegate Assembly

**George R. Brown Convention Center, Houston, September 24, 2005**

TASB's Delegate Assembly, held in conjunction with the TASB/TASA Convention in Houston, is a vital component of the Association's governance structure. During the half-day Assembly, local trustees from across Texas provide crucial direction to the TASB Board and staff in representing members' interest before state and national policy makers.

#### Addition of delegate and alternate lunch and extended caucus

While the gavel opening the 2005 Delegate Assembly won't fall until 2 p.m., caucuses and lunch for delegates and alternates will begin at 12:30 p.m.

Delegates and alternates in each region to meet with TASB Directors over lunch to discuss the issues coming before the Delegate Assembly and to clarify Delegate Assembly processes. This year, delegates and alternates from each of the 20 regions will meet in separate rooms to allow more one-on-one conversation with the region's TASB Director and other named delegates and alternates from that area. To be admitted to the caucuses, delegates and alternates will need to display their Delegate Assembly credentials: the delegate/alternate ribbon and button showing which region is represented.

#### Another big change: Timing for submission of amendments and pulls

In the past, the deadline for delegates to submit proposed amendments to [Advocacy Priorities and Positions](#), changes to bylaws amendments, and pulls of individual Advocacy Priorities and Positions for discussion was about 20 minutes after the start of the Assembly. For the 2005 Delegate Assembly, the deadline will be the fall of the gavel at the start of the Assembly. This change will allow a little more time for processing the requests from the delegates and alternates and an opportunity to be sure the delegate's submission is understood. (See the "Downloads" box at right for the Advocacy Position Submission Form.)

Participants in the 2005 Delegate Assembly will:

- elect TASB officers and members of the TASB Board,
- hear reports from the TASB Board and its committees,
- consider various changes to the TASB Bylaws, and
- adopt TASB's Advocacy Agenda.

#### And another change: Naming your delegate and alternate

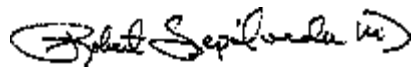
The deadline for naming delegates and alternates has been moved from July 1 as in years past to September 9. You may designate your local board's delegate and alternate [online](#) or by mail or fax, using the form available in the "Downloads" box at the right of this page.



#### More Options

- ▶ [2004 Delegate Assembly](#)
- ▶ [Advocacy Positions Deadline](#)

Because of the complexity of various education issues, delegates and alternates should be the more experienced members of your local board. The success of TASB's advocacy efforts ultimately rests on the active involvement of board members from every district. Be thoughtful in your selection of a delegate and alternate to assure your district's meaningful participation in the Assembly, and in turn, TASB's effectiveness as the unified voice of Texas districts.



Robert Sepulveda  
TASB President



James B. Crow  
TASB Executive Director

---

P.O. Box 400, Austin, Texas 78767-0400 • 512-467-0222  
© Copyright 1995-2005 All Rights Reserved. [Privacy Policy](#). [Terms & Conditions of Use](#). [Dis](#)

Agent: Jim Arnold  
Office: 806-748-0488  
Fax: 806-748-8177

May 24, 2005

**TEXAS MONARCH MANAGEMENT CORPORATION**

**STUDENT INSURANCE QUOTE for  
BORGER ISD**

Student Coverage: Voluntary Only

Deductible: Zero

Benefit Period: One (1) year

Coverage: Full Access

Plan: **Premier Plan Benefits with the Voluntary Insurance**

Premium: 0 - SEE ATTACHED SHEET

**CATASTROPHIC ACCIDENT INSURANCE QUOTE**

Student Coverage: All Students Enrolled in School Including Athletics and Activities

Maximum benefit, per accident, per insured student: \$5,000,000.00

Accident Medical Expenses payable for 10 years.

Deductible satisfied within two (2) years: \$25,000.00

Accidental Death & Dismemberment (\$10K Death, \$20K Dismember.)

Premium: \$3,847.35

**PRIMARY INDIVIDUAL VOLUNTARY STUDENT PLAN**

<b>At School Time</b> Grades PK-12	<b>\$ 70.00</b>	<b>24 Hour</b> Grades PK-12	<b>\$135.00</b>
<b>Extended Dental</b> Grades PK-12	<b>\$ 9.00</b>	<b>Extended Dental</b> Grades PK-12	<b>\$ 9.00</b>
<b>Football</b> Grades 10-12	<b>\$199.00</b>	<b>Spring Football</b> Grades 9-12*	<b>\$ 80.00</b>

\* Note: Junior High and Middle School Students participating in interscholastic tackle football will be covered for football by paying the above At School time or 24 hour premium, provided they do not practice or participate with 10th, 11th, or 12th graders (high school). Interscholastic Sports, other than Senior High Tackle Football are covered under the At School and 24 hour coverages. \*Spring Football is for those participating in Spring Football only that did not purchase Fall Football coverage.

**AT SCHOOL COVERAGE - VOLUNTARY (premium paid by parent/guardian) GRADES PK-12**

- Coverage is in force for each person for whom the At School Coverage premium has been paid as set forth in the Policy:
- (a) **while on the School premises;** during the hours and on the days School is in regular session, and during the hours and on the days when School is not in session while the Insured is participating in or attending any Sponsored and Supervised Activity, except interscholastic high school football for students in the 10<sup>th</sup> grade\* or above; and
  - (b) **while away from the School premises;** other than traveling, if participating in a Sponsored and Supervised Activity, except interscholastic high school football for students in the 10<sup>th</sup> grade\* or above; and
  - (c) **while traveling directly to or from the Insured's residence and School;** for regular School sessions, or for any Sponsored and Supervised Activity in School provided transportation, except interscholastic high school football for students in the 10<sup>th</sup> grade\* or above; or

**24 HOUR COVERAGE - VOLUNTARY (premium paid by parent/guardian) GRADES PK-12**

Coverage is in force for each person for whom the Full Time Coverage premium has been paid as set forth in the Policy on a twenty-four (24) hour per day basis, except for interscholastic high school football for students in the 10<sup>th</sup> grade\* or above.

**FOOTBALL COVERAGE - GRADES 10-12 AND GRADES 7-9 IF THEY PRACTICE OR PLAY WITH GRADES 10-12**

Coverage is in force for each person for whom the Football Coverage premium has been paid as set forth in the Policy:

- (a) while practicing for or competing in football which is exclusively sponsored by the Policyholder, as a representative of the School, and while under the direct and immediate supervision of an employee of the Policyholder; and
- (b) while traveling directly to or from such practice or competition in School provided transportation.

**EXTENDED DENTAL COVERAGE:** Supplemental Coverage for accidental dental injuries to Sound, Natural Teeth is extended to students with At School, 24 Hour or Football Coverage. Dental Coverage cannot be purchased without other coverage. Coverage is limited to the Covered Person's policy effective dates and accident only coverage option selected. Dental benefits from a covered accident are as follows: a) Usual and Customary charges for examinations, x-rays, endodontics and oral surgery to a maximum of \$10,000, b) Dental expenses toward cost of bridge, denture or replacement in kind of previous dental repairs with a maximum limit of \$250, c) Extended Dental Coverage is excess to all other valid and collectible insurance and does not cover orthodontics (braces) for any reason, or damage to or loss of orthodontics.

**MEDICAL PAYMENTS**

The policy provides benefits for loss due to a covered injury up to the Maximum Benefit of \$25,000 for each injury. Provided that medical treatment by a qualified, licensed physician begins within 90 days from the date of the accident, benefits will be payable for covered Medical Expenses incurred within 52 weeks from the date of the accident up to the maximum benefit per service as shown below.

**ACCIDENTAL DEATH, DISMEMBERMENT AND LOSS OF SIGHT (within 180 days)**

Loss of life.....\$2,000 Loss of one hand and one foot or sight of one eye.....\$2,500 Loss of both hands, both feet, or sight of both eyes.....\$10,000

**SCHEDULE OF COVERED SERVICES FOR ACCIDENT ONLY PLAN**

These Benefits Are Paid Up To The Following Maximums.

Hospital Room and Board .....	Semi-Private room rate	Outpatient X-ray Services (Includes charges for reading) ...	up to \$200 per injury
Hospital Inpatient Expenses .....	up to \$250 per day; maximum \$5,000	Outpatient Laboratory .....	up to \$50 per injury
Hospital Outpatient Emergency Care .....	up to \$150 per injury	Dental Treatment (of sound and natural teeth- In Lieu of All Other Medical Benefits) .....	up to \$250 per tooth
(within 72 hours of injury)		Ambulance Services .....	First trip to hospital
Hospital Outpatient Surgery (Facility Charge) ...	up to \$1250 per injury	Motor Vehicle Injury .....	(subject to Covered Services limits)
Physician Nonsurgical Visits .....	up to \$40 per visit	Diagnostic Imaging Services (Includes MRI, Cat Scans), ....	up to \$5000 per injury
(Except Physiotherapy) .....	75% of U & C, determined by Ingenix	Orthopedic Braces & Appliances .....	up to \$300 per injury
Physician Surgical Services .....	25% of surgeon's allowance	Durable Medical Equipment (post surgical only) .....	up to \$150 per injury
Assistant Surgeon .....	25% of surgeon's allowance	Prescription Drugs (outpatient) .....	U & C
Anesthetist .....	up to \$400 per injury	Eyeglasses, contact lenses/Hearing Aid Replacement ..	U & C
Registered Nurse (inpatient) .....	up to \$20 per visit, \$100 maximum	(if medical treatment is received for covered injury.)	
Outpatient Physiotherapy .....			
(And/or Office Visit Connected Therewith)			

**Benefits will not be paid for: a) loss or expense caused by, contributed to, or resulting from: or b) treatment, services or supplies for, at, or related to:**

1. Air travel except while as a fare-paying passenger on a regularly scheduled commercial air carrier; travel in or upon, sitting in or upon, alighting to or from, or working on or around any motorcycle or recreational vehicle including but not limited to: two or three-wheeled motor vehicle; four-wheeled all terrain vehicle (ATV); jet ski; ski cycle; snowmobile or off-road motorized vehicle not requiring licensing as a motor vehicle. 2. Artificial aids such as eyeglasses, contact lenses, hearing aids, or examinations or prescriptions therefore unless specifically provided for in the Schedule of Benefits. 3. Cosmetic surgery or any kind, except reconstructive surgery as a direct result of a covered injury. 4. Dental treatment, except for accidental injury to Sound, Natural Teeth. 5. Food poisoning or bacterial infections (except an infection occurring through an open visible wound); cysts or skin lesions such as blisters or boils; tumors; over-exerting; fainting; hernia, regardless of how caused; illness or disease in any form. 6. Immunizations; preventive medicines or vaccines, except where required for treatment of a covered injury. 7. The addiction to or use of alcohol, intoxicants, hallucinogenics, illegal drugs or medicines that are not taken in the dosage or for the purpose as prescribed by the Covered Person's Physician. 8. Injury for which benefits are paid or payable by worker's compensation or employer's liability or occupational disease law. 9. Injury where the Covered Person is the operator of a motor vehicle and does not possess a current and valid motor vehicle operator's license (except in a Driver's Education Program). 10. Nuclear reactions or radiation contamination; war, declared or undeclared (a pro-rata premium will be refunded upon request for such period not covered); participation in a riot or civil disorder; or while a member of the Armed Services. 11. Orthodontics (braces) for any reason or damage to or loss of orthodontics. 12. Play or practice of interscholastic high school football; except where a specific additional premium is paid. 13. Pre-existing Conditions or aggravation of a Pre-existing Condition. 14. Routine physical examinations and routine testing; preventive testing or treatment; screening exams or testing in the absence of injury. 15. Skiing, scuba diving, surfing, roller skating, riding in a rodeo. 16. Skydiving, parachuting, hang gliding, glider flying, flight in an ultra light aircraft, parasailing, sail planning, bungee jumping, bob-sledding, or ballooning. 17. Suicide or attempt thereof, while sane or insane (including drug overdose); intentionally self-inflicting injuries; fighting. 18. Supplies, except as specifically provided in the policy. 19. While committing or attempting to commit an assault or felony, or to which a contributory cause was the Covered Persons being engaged in an illegal occupation.

SR118/SR119

Date May 24, 2005

Print Form

# Texas Monarch Management Corporation ENROLLMENT REQUEST FOR STUDENT ATHLETIC AND/OR ACTIVITIES INSURANCE

The CHESAPEAKE Life Insurance Company

**SCHOOL/DISTRICT INFORMATION**

School/District BORGER ISD Policy # 2005-113053

Address 600 W. 1st. ST.

City BORGER State TX Zip 79007 County HUTCHINSON

**DATE INFORMATION**

Effective Date 08-01-05 Termination Date 07-31-06

                     1st Day of School                      Last Day of School 08-01-05 1st Day of Football Practice

**PLAN and PREMIUM INFORMATION**

**BLANKET COVERAGE - FOR GRADES 7-12**

List High School(s) <small>(Grades 7-12 Enrollment)</small>	UIL Class.	Plan Design	Premium or Special Quote
All Athletic & Activities (1) <u>BORGER ISD</u>		Special	\$ <u>                    </u>
(2) <u>                    </u>			\$ <u>                    </u>
(3) <u>                    </u>			\$ <u>                    </u>
Sub Total			\$ <u>                    </u>

(if more than 3 High Schools, list on back)

Discount Description	% Reduction		
<u>                    </u>	<u>          </u>	<u>                    </u>	-\$ <u>                    </u>
<u>                    </u>	<u>          </u>	<u>                    </u>	-\$ <u>                    </u>

**Total All Athletic & Activities Premium Due** \$                     

Plan Design	Grade	Enrollment	Rate	
<u>Non Athletic All School</u>	<u>          </u>	<u>          </u>	<u>          </u>	x <u>          </u> = \$ <u>                    </u>

**Total Non Athletic All School Premium Due** \$                     

**Total All Athletic and Non Athletic All School Premium Due** \$                     

Check here for Voluntary Envelopes. To receive Voluntary Envelopes the Supply Requisition Form must be filled out and attached to this form. Voluntary Rates: Without dental At School \$70 24-Hour \$195 Football \$199 Spring Football \$80  
With dental At School \$79 24-Hour \$144 Football \$208 Spring Football \$89

Check here for K-12 Health Plan. Rate: To receive Health Brochures the Supply Requisition Form must be filled out and attached to this form.

Notes: VOLUNTARY ONLY.

School Official Signature [Signature] Printed Name CRAIG SHORES

Title ATHLETIC DIRECTOR Telephone 806-273-4900-1033 Email craig.shores@borgerisd.net

Agent Name JIM ARNOLD License #                     

Agent Signature [Signature] Date                     

<p><b>Return to:</b> Jerry Hutchins 2524 Lillian Miller Pkwy. #115, Denton, TX 76210 940-566-2063 Fax 940-566-0985 Email: hutchins@sprynet.com</p>	<p>For Office Use Only: <b>TX MMC Agent #: 6744</b></p>
--	---

**2005-06 APPLICATION FOR CATASTROPHIC COVERAGE**

**Underwritten By:**

**AIG Life Insurance Co. Please make checks payable to: AIG**

Name of Participating School or School District BORGER ISD

Address 600 W. 1<sup>ST</sup> ST. City BORGER State TX Zip 79007

Number of Sr. High Schools 1 Number of Jr. High Schools 1

Estimated Number of Students: Grades K-8 2015 Grades 9-12 745

Eligible Classes Senior High: Yes  No  Junior High: Yes  No

Class I: All enrolled Students of the School or School District, including all sports and activities (includes student coaches, student trainers, and student managers.)

Class III: All enrolled Students of the School or School District who participate in interscholastic sports, including interscholastic football, band, cheerleading, majorettes, intramural sports, gym classes, student coaches, student trainers, student managers and non-sport extracurricular activities.

Benefits:

Accident Medical Expense Benefit Amount.....\$5,000,000

Maximum Benefit Period (10 Years).....Deductible \$25,000, Two Year Deductible Incurral Period

Accidental Death & Dismemberment (\$10,000 Death, \$20,000 Dismemberment)

Catastrophic Cash Benefit:

Maximum Benefit Amount	\$500,000
Lump Sum Payment After 6 Months	\$100,000
Benefit Amount	\$ 40,000/Yr.
Maximum Benefit Period	10 Years

Premium: \$ 3,847.35 Effective Date: Aug 1, 2005 Expiration Date: July 31, 2006

**Minimum Premium: \$ 500.00**

**We hereby apply to the AIG Life Insurance Co. for a Student Accident Catastrophic Policy. We understand that coverage will be in force if this application is accepted by the Company and the required premium is received by the Company when due. Company must receive and approve application prior to effective date of coverage.**

Signed X \_\_\_\_\_ Date \_\_\_\_\_

(Signature of Authorized Official & Title)

Printed Name & Title CRAIG SHORES, Athletic Director

Phone Number 806-273-1000 / fax: 1033

Return Original Signed Form To: **Texas Monarch Management**  
**2524 Lillian Miller Pkwy. #115**  
**Denton, TX 76210**  
**800-388-5620 Phone, 940-566-0985**

Review updated (LEGAL) policies and act on (LOCAL) policies"(Update 75).  
**1st Reading.**

**BORGER INDEPENDENT SCHOOL DISTRICT  
CHILD NUTRITION DEPARTMENT  
PROFIT & LOSS STATEMENT MAY 31, 2005**

		<b>HIGH</b>	<b>MIDDLE</b>	<b>CENTRAL</b>	<b>CROCKETT</b>	<b>GATEWAY</b>	<b>GRAND TOTAL</b>
<b>YEAR TO DATE CASH RECEIVED</b>	\$	55,372.70	\$ 336,667.08	\$ 123,012.76	\$ 159,836.58	\$ 115,842.19	\$ 790,731.31
<b>REVENUE RECEIVABLE</b>	\$	2,370.37	\$ 15,854.53	\$ 11,565.97	\$ 12,430.32	\$ 6,990.06	\$ 49,211.25
<b>YTD. LABOR EXPENSE</b>	\$	42,166.87	\$ 134,133.53	\$ 57,164.63	\$ 59,601.82	\$ 53,127.25	\$ 346,194.10
<b>YTD. FOOD PURCHASE EXPENSE</b>	\$	30,119.75	\$ 157,391.93	\$ 46,866.90	\$ 63,783.20	\$ 49,187.48	\$ 347,349.26
<b>YTD. MISC. EXPENSE</b>	\$	2,364.92	\$ 6,762.85	\$ 2,771.21	\$ 6,960.32	\$ 4,452.29	\$ 23,311.59
<b>YTD. ACCURED WAGES</b>	\$	8,221.50	\$ 17,504.07	\$ 12,217.00	\$ 12,797.67	\$ 10,810.80	\$ 61,551.04
<b>YTD. CAPITAL DISBURSEMENT</b>	\$	261.08	\$ 261.08	\$ 261.08	\$ 261.08	\$ 261.08	\$ 1,305.40
<b>YTD. PROFIT/LOSS</b>	\$	(25,391.05)	\$ 36,468.15	\$ 15,297.91	\$ 28,862.81	\$ 4,993.35	\$ 60,231.17
<b>INVENTORY AT CAMPUS' (MEMO ONLY)</b>	\$	2,213.29	\$ 3,494.56	\$ 1,041.56	\$ 1,020.04	\$ 1,235.33	\$ 9,004.78
<b>COMMODITY WAREHOUSE (MEMO ONLY)</b>	\$	9,509.56					
<b>TOTAL REVENUE</b>	\$	<b>790,731.31</b>					
<b>TOTAL RECEIVABLES</b>	\$	<b>49,211.25</b>					
<b>TOTAL EXPENSES</b>	\$	<b>779,711.39</b>					
<b>OPERATING GAIN/&lt;LOSS&gt;</b>	\$	<b>60,231.17</b>					

CAFETERIA DEPT. CARRYOVER IN FUNDS FROM THE 2003-2004 SCHOOL YEAR

\$58,028.00

IN VIEW OF THIS, THE CAFETERIA DEPARTMENT, AS OF 05/31/05, WOULD HAVE AN ESTIMATED NET CASH POSITION OF:

\$118,259.17

FINANCIAL ANALYSIS OF THE BORGER I.S.D.  
EMPLOYEE BENEFIT PROGRAM  
AS OF MAY 31, 2005

	1991-99	1999-00	2000-2001	2001-2002	2002-03	2003-04	2004-05	TOTAL
REVENUES (Premiums Interest/Net Asset Gain)	\$1,305,102.68	\$48,621.74	\$47,208.89	\$17,118.42	\$87,973.15	\$94,001.10	\$100,699.16	\$1,700,725.14
EXPENSES: (Claims-Administration- re-insurance)	\$412,168.52	\$50,935.75	\$86,598.12	\$312,619.08	\$198,669.81	\$203,130.84	\$101,394.16	\$1,365,516.28
Refund Credit							\$97,369.47	\$97,369.47
NET CASH POSITION	\$892,934.16	(2,314.01)	\$(39,389.23)	\$(295,500.66)	\$(110,696.66)	\$(109,129.74)	\$(695.00)	\$432,578.33
<b>CLAIMS BY YEAR ACCIDENT OCCURRED</b>								
Paid claims:	\$346,759	\$69,366	\$126,855	\$175,004	\$152,153	\$42,918	\$25,761	\$938,816
Net estimate of ultimate loss (Re TASB)	\$49,240	\$2,010	\$19,652	\$3,080	\$288,426	\$15,435	\$70,414	\$448,257
Paid           \$ 938,816 Unpaid        \$ <u>448,257</u> Total           \$1,387,073								
Administration & Re-insurance   \$ 11,821 Claims         \$ <u>89,573</u> Expenses       \$ 101,394	\$1,518	\$405	\$1,736	\$7,204	\$21,092	\$31,857	\$25,761	\$89,573

46

**BORGER I.S.D.  
BANK BALANCES  
As of May 31, 2005**

GENERAL OPERATING	\$	223,253.28
WORKER'S COMP/BENEFITS		22,151.59
TRS CARE, HEALTH INSURANCE CLAIMS		2,005.79
CAFETERIA PLAN		24,040.10
<b>TOTAL</b>	<b>\$</b>	<b>271,500.76</b>

SECURITY PLEDGES

TYPE	PLEDGED AMOUNT	RECEIPT #	MATURITY DATE
U.S.TREASURY*	\$4,000,000.00	9128273E0	8/15/2007
FDIC INSURANCE	100,000.00		
D.D.A. – Time and Savings Accounts	100,000.00		
<b>TOTAL</b>	<b>\$4,200,000.00</b>		

**TexSTAR INVESTMENT POOL**

May 31, 2005

**GENERAL OPERATING ACCOUNT**

Average Monthly Return: 2.94% (Rate Calculated Monthly)

**INVESTMENT ACTIVITY**

	<b>AMOUNT</b>
BEGINNING BALANCE	3,966,619.10
AMOUNT INVESTED	700,000.00
WITHDRAWALS	1,750,000.00
CURRENT BALANCE	\$2,916,619.10

**INTEREST ACTIVITY**

BEGINNING BALANCE	\$60,257.85
CURRENT INTEREST	8,273.39
CURRENT BALANCE	\$68,531.24
<b>ACCOUNT BALANCE</b>	<b>\$2,985,150.34</b>

**SELF-FUNDED WORKERS COMPENSATION FUND**

Average Monthly Return: 2.94% (Rate Calculated Monthly)

**INVESTMENT ACTIVITY**

	<b>AMOUNT</b>
BEGINNING BALANCE	\$383,450.35
AMOUNT INVESTED	0.00
WITHDRAWALS	0.00
CURRENT BALANCE	\$383,450.35

**INTEREST ACTIVITY**

BEGINNING BALANCE	\$5,233.18
CURRENT INTEREST	969.67
CURRENT BALANCE	\$6,202.85
<b>ACCOUNT BALANCE</b>	<b>\$389,653.20</b>

Asst. Superintendent/Business



## BORGER ISD FINANCIAL STATEMENT - EXPENSES - MAY 2005

	<u>BUDGET</u>	<u>YTD EXPENSES</u>	<u>BALANCE</u>	<u>% SPENT</u>
GENERAL OPERATING 199	16,501,237	11,754,566	4,478,501	73
DRUG FREE SCHOOLS 204	18,091	13,027	3,443	81
HEADSTART 205	59,553	44,170	15,383	74
TITLE 1 211	649,856	323,106	308,123	53
IDEAB TITLE VI-B 224	577,320	271,982	152,840	74
IDEAB TITLE VI-B 225	18,919	9,746	9,173	52
FOOD SERVICE 240	797,091	738,607	47,946	94
SUMMER FEEDING 242	21,129	0	21,129	0
TECH PREP GRANT 243	1,000	1,000	0	100
CAREER & TECHNOLOGY 244	36,564	26,667	7,767	79
TITLE II PART A TPTR 255	175,940	92,999	80,993	54
TITLE II PART D TECH 262	16,316	16,316	0	100
BILINGUAL 263	19,347	7,172	4,555	76
TITLE V PART A INNOVATIVE 269	8,976	4,500	68	99
MEDICAID ADMIN CLAIMING 281	21,160	21,308	-149	101
TEACHER REIMB GRANT 287	40,000	11,904	28,096	30
LOCAL SHARES FUND 289	25,900	14,687	8,581	67
IDEA B SSA 313	1,305,670	927,769	377,901	71
IDEA B SSA PRESCHOOL 314	46,742	35,563	11,180	76
SHARS SSA FUND 379	96,528	14,009	81,847	15
OPTIONAL EXTENDED YR FUND 401	9,683	0	9,683	0
ACCL READING INIT 404	44,386	15,103	29,283	34
TECHNOLOGY FUND 411	351,963	271,844	79,763	77
HEALTH INS SUPPLEMENT 418	0	147,954	-147,954	0
AUTO LICENSE 429	25	0	25	0
STATE/LOCAL HAC SSA FUND 437	1,001,275	709,826	280,778	72
ACTIVITY FUND/ PRIN. CONTROL 461	0	118,886	-120,886	0
SELF FUNDED INS 753	<u>0</u>	<u>201,477</u>	<u>-201,477</u>	<u>0</u>
	<b>21,844,671</b>	<b>15,794,188</b>	<b>5,566,592</b>	

SELECTION CRITERIA: orgn.fund="1995"

FUND - 1995 - GENERAL OPERATING FUND

FUNCTION	TITLE	BUDGET	PERIOD EXPENDITURES	ENCUMBRANCES OUTSTANDING	YEAR TO DATE EXP	AVAILABLE BALANCE	YTD/ BUD
TOTAL	INSTRUCTION	9,292,240.00	797,869.80	18,743.40	6,631,936.66	2,641,559.94	71.57
TOTAL	MEDIA SERVICES	390,617.00	33,703.95	5,473.67	283,905.90	101,237.43	74.08
TOTAL	INSTRUCTIONAL ADMIN	229,202.00	20,256.14	312.60	183,029.92	45,859.48	79.99
TOTAL	INSTRUCTIONAL LEADERSHIP	22,000.00	1,667.00	.00	15,286.53	6,713.47	69.48
TOTAL	SCHOOL LEADERSHIP	764,770.00	74,065.77	125.90	573,480.05	191,164.05	75.00
TOTAL	GUIDANCE AND COUNSELING	307,744.00	24,907.21	.00	215,987.42	91,756.58	70.18
TOTAL	ATTENDANCE COUNSELOR	12,267.00	1,056.86	.00	9,512.40	2,754.60	77.54
TOTAL	HEALTH SERVICES	195,777.00	16,925.10	.00	129,390.29	66,386.71	66.09
TOTAL	PUPIL TRANSPORTATION	584,170.00	50,278.99	76.84	415,069.53	169,023.63	71.07
TOTAL	COCURRICULAR/EXTRA CUR	815,502.00	77,243.48	13,194.49	721,730.85	80,576.66	90.12
TOTAL	GENERAL ADMINISTRATION	663,548.00	54,223.46	3,088.75	506,989.24	153,470.01	76.87
TOTAL	PLANT MAINT/OPERATIONS	1,916,962.00	133,444.73	54,735.20	1,385,358.50	476,868.30	75.12
TOTAL	BUILDING SECURITY	2,780.00	318.92	.00	2,291.60	488.40	82.43
TOTAL	DATA PROCESSING	57,500.00	6,950.00	.00	40,102.00	17,398.00	69.74
TOTAL	COMMUNITY SERVICES	5,642.00	.00	.00	.00	5,642.00	.00
TOTAL	DEBT SERVICE	94,385.00	.00	.00	.00	94,385.00	.00
TOTAL	FACILITY ACQUISITION/CONST	198,827.00	105,699.38	44,664.00	112,099.38	42,063.62	78.84
TOTAL	PAYMENTS TO SSA MEMBERS	947,304.00	46,221.00	127,755.00	528,396.00	291,153.00	69.27
TOTAL	GENERAL OPERATING FUND	16,501,237.00	1,444,831.79	268,169.85	11,754,566.27	4,478,500.88	72.86
TOTAL REPORT		16,501,237.00	1,444,831.79	268,169.85	11,754,566.27	4,478,500.88	72.86

## BORGER ISD FINANCIAL STATEMENT-REVENUES-MAY 2005

	<u>BUDGET</u>	<u>YTD REVENUES</u>	<u>BALANCE</u>	<u>% RECEIVED</u>
GENERAL OPERATING 199	16,167,436	12,454,605	3,712,831	77
DRUG FREE SCHOOLS 204	18,091	12,542	5,550	69
HEADSTART 205	59,553	48,560	10,993	82
TITLE 1 211	649,556	317,431	332,125	49
IDEAB TITLE VI-B 224	577,320	300,241	277,079	52
IDEAB TITLE VI-B 225	18,919	5,909	13,010	31
FOOD SERVICE 240	801,618	843,989	-42,371	105
SUMMER FEEDING 242	21,129	34	21,095	1
TECH PREP GRANT 243	1,000	1,000	0	100
CAREER & TECHNOLOGY 244	36,564	23,767	12,797	65
TITLE II PART A TPTR 255	175,940	84,752	91,188	48
TITLE II PART D TECH 262	16,316	16,316	0	100
BILINGUAL 263	19,347	5,409	13,938	28
TITLE V P/ 269	8,976	4,500	4,476	50
TEACHER REIMB GRANT 287	40,000	3,840	36,160	10
LOCAL SHARES FUND 289	25,900	0	25,900	0
IDEA B SSA 313	1,305,670	903,497	402,174	69
IDEA B SSA PRESCHOOL 314	46,742	32,154	14,588	69
SHARS SSA FUND 379	96,528	27,010	69,518	28
LEP RIDER 21 FUND 390	0	0	0	0
OPTIONAL EXTENDED YR FUND 401	9,683	617	9,066	6
ACCL READING INIT 404	44,386	15,470	28,916	35
TECHNOLOGY FUND 411	351,963	80,174	271,789	23
HEALTH INS SUPPLEMENT 418	0	146,917	-146,917	0
AUTO LICENSE 429	25	25	0	100
STATE/LOCAL HAC SSA FUND 437	1,001,275	705,528	295,747	70
ACTIVITY FUND/ PRIN. CONTROL 461	0	66,089	-66,089	0
SELF FUNDED INS 753	<u>0</u>	<u>100,699</u>	<u>-100,699</u>	<u>0</u>
	<b>21,493,937</b>	<b>16,201,075</b>	<b>5,292,864</b>	

DATE: 06/01/05  
 TIME: 11:42:29

BORGER INDEPENDENT SCHOOL DISTRICT  
 GENERAL OPERATING REVENUE

PAGE NUMBER: 1  
 GENRPT41.4G1  
 REPORT ID: BOARD1R

SELECTION CRITERIA: rpt\_head.rpt\_id="BOARD1R"

LINE	DESCRIPTION	REVENUE BUDGET	RECEIVED	BALANCE	% RECEIVED
1	REVENUE FROM LOCAL SOURCES	6,359,716	6,209,716	150,000	98
2	REVENUE FROM STATE/INTERMEDIATE SOURCES	9,796,670	6,236,204	3,560,466	64
3	REVENUE FROM FEDERAL SOURCES	9,050	8,410	640	93
4	TRANSFERS	2,000	275	1,725	14
5	TOTALS	16,167,436	12,454,605	3,712,831	77

HISTORY SUMMARY BY JURISDICTION - ALL YEARS

FROM 5/1/2005 TO 5/31/2005

30 - FORGER ISD

Year	Beg Balance	Adjustment	Base Tax	Discounts	P/I	Att'y Fee	Other Payment	Total Paid	Total Due
1950	\$13.21	\$0.00	\$0.00	\$0.00	\$0.00	\$0.00	\$0.00	\$0.00	\$13.21
1951	\$13.21	\$0.00	\$0.00	\$0.00	\$0.00	\$0.00	\$0.00	\$0.00	\$13.21
1952	\$28.34	\$0.00	\$0.00	\$0.00	\$0.00	\$0.00	\$0.00	\$0.00	\$28.34
1953	\$33.94	\$0.00	\$0.00	\$0.00	\$0.00	\$0.00	\$0.00	\$0.00	\$33.94
1954	\$46.54	\$0.00	\$0.00	\$0.00	\$0.00	\$0.00	\$0.00	\$0.00	\$46.54
1955	\$60.05	\$0.00	\$0.00	\$0.00	\$0.00	\$0.00	\$0.00	\$0.00	\$60.05
1956	\$87.09	\$0.00	\$0.00	\$0.00	\$0.00	\$0.00	\$0.00	\$0.00	\$87.09
1957	\$103.16	\$0.00	\$0.00	\$0.00	\$0.00	\$0.00	\$0.00	\$0.00	\$103.16
1958	\$138.67	\$0.00	\$0.00	\$0.00	\$0.00	\$0.00	\$0.00	\$0.00	\$138.67
1959	\$127.18	\$0.00	\$0.00	\$0.00	\$0.00	\$0.00	\$0.00	\$0.00	\$127.18
1960	\$159.41	\$0.00	\$0.00	\$0.00	\$0.00	\$0.00	\$0.00	\$0.00	\$159.41
1961	\$186.04	\$0.00	\$0.00	\$0.00	\$0.00	\$0.00	\$0.00	\$0.00	\$186.04
1962	\$241.49	\$0.00	\$0.00	\$0.00	\$0.00	\$0.00	\$0.00	\$0.00	\$241.49
1963	\$254.36	\$0.00	\$0.00	\$0.00	\$0.00	\$0.00	\$0.00	\$0.00	\$254.36
1964	\$263.76	\$0.00	\$0.00	\$0.00	\$0.00	\$0.00	\$0.00	\$0.00	\$263.76
1965	\$251.39	\$0.00	\$0.00	\$0.00	\$0.00	\$0.00	\$0.00	\$0.00	\$251.39
1966	\$277.12	\$0.00	\$0.00	\$0.00	\$0.00	\$0.00	\$0.00	\$0.00	\$277.12
1967	\$193.51	\$0.00	\$0.00	\$0.00	\$0.00	\$0.00	\$0.00	\$0.00	\$193.51
1968	\$198.44	\$0.00	\$0.00	\$0.00	\$0.00	\$0.00	\$0.00	\$0.00	\$198.44
1969	\$185.99	\$0.00	\$0.00	\$0.00	\$0.00	\$0.00	\$0.00	\$0.00	\$185.99
1970	\$202.85	\$0.00	\$0.00	\$0.00	\$0.00	\$0.00	\$0.00	\$0.00	\$202.85
1971	\$276.13	\$0.00	\$0.00	\$0.00	\$0.00	\$0.00	\$0.00	\$0.00	\$276.13
1972	\$271.53	\$0.00	\$0.00	\$0.00	\$0.00	\$0.00	\$0.00	\$0.00	\$271.53
1973	\$197.52	\$0.00	\$0.00	\$0.00	\$0.00	\$0.00	\$0.00	\$0.00	\$197.52
1974	\$231.14	\$0.00	\$0.00	\$0.00	\$0.00	\$0.00	\$0.00	\$0.00	\$231.14
1975	\$781.99	\$0.00	\$0.00	\$0.00	\$0.00	\$0.00	\$0.00	\$0.00	\$781.99
1976	\$424.43	\$0.00	\$0.00	\$0.00	\$0.00	\$0.00	\$0.00	\$0.00	\$424.43
1977	\$625.70	\$0.00	\$0.00	\$0.00	\$0.00	\$0.00	\$0.00	\$0.00	\$625.70
1978	\$695.46	\$0.00	\$0.00	\$0.00	\$0.00	\$0.00	\$0.00	\$0.00	\$695.46
1979	\$600.95	\$0.00	\$0.00	\$0.00	\$0.00	\$0.00	\$0.00	\$0.00	\$600.95
1980	\$1,038.93	\$0.00	\$0.00	\$0.00	\$0.00	\$0.00	\$0.00	\$0.00	\$1,038.93
1981	\$1,779.85	\$0.00	\$0.00	\$0.00	\$0.00	\$0.00	\$0.00	\$0.00	\$1,779.85
1982	\$6,956.07	\$0.00	\$0.00	\$0.00	\$0.00	\$0.00	\$0.00	\$0.00	\$6,956.07
1983	\$9,828.52	\$0.00	\$0.00	\$0.00	\$0.00	\$0.00	\$0.00	\$0.00	\$9,828.52
1984	\$26,033.73	\$(342.91)	\$0.00	\$0.00	\$0.00	\$0.00	\$0.00	\$0.00	\$25,690.82
1985	\$35,845.67	\$0.00	\$0.00	\$0.00	\$0.00	\$0.00	\$0.00	\$0.00	\$35,845.67
1986	\$19,294.31	\$0.00	\$0.00	\$0.00	\$0.00	\$0.00	\$0.00	\$0.00	\$19,294.31
1987	\$16,280.87	\$0.00	\$0.00	\$0.00	\$0.00	\$0.00	\$0.00	\$0.00	\$16,280.87
1988	\$15,288.48	\$0.00	\$0.00	\$0.00	\$0.00	\$0.00	\$0.00	\$0.00	\$15,288.48
1989	\$16,975.46	\$(89.33)	\$0.00	\$0.00	\$0.00	\$0.00	\$0.00	\$0.00	\$16,886.13
1990	\$18,172.13	\$(20.79)	\$15.31	\$0.00	\$28.18	\$6.51	\$0.00	\$50.00	\$18,136.03
1991	\$7,996.46	\$(8.17)	\$0.00	\$0.00	\$0.00	\$0.00	\$0.00	\$0.00	\$7,988.29

HISTORY SUMMARY BY JURISDICTION - ALL YEARS

		FROM 5/1/2005	TO 5/31/2005							
1992	\$6,014.55	\$(7.43)	\$0.00	\$0.00	\$0.00	\$0.00	\$0.00	\$0.00	\$0.00	\$6,007.12
1993	\$26,748.96	\$(22.61)	\$0.00	\$0.00	\$0.00	\$0.00	\$0.00	\$0.00	\$0.00	\$26,726.35
1994	\$16,566.98	\$(23.10)	\$0.00	\$0.00	\$0.00	\$0.00	\$0.00	\$0.00	\$0.00	\$16,543.88
1995	\$23,812.17	\$(23.60)	\$0.00	\$0.00	\$0.00	\$0.00	\$0.00	\$0.00	\$0.00	\$23,788.57
1996	\$24,716.18	\$(23.60)	\$0.00	\$0.00	\$0.00	\$0.00	\$0.00	\$0.00	\$0.00	\$24,692.58
1997	\$19,844.57	\$(23.60)	\$0.00	\$0.00	\$0.00	\$0.00	\$0.00	\$0.00	\$0.00	\$19,820.97
1998	\$21,505.78	\$(24.09)	\$0.00	\$0.00	\$0.00	\$0.00	\$0.00	\$0.00	\$0.00	\$21,481.69
1999	\$27,999.54	\$(23.28)	\$301.94	\$0.00	\$229.46	\$79.68	\$0.00	\$611.08		\$27,674.32
2000	\$38,726.68	\$(24.03)	\$248.49	\$0.00	\$159.04	\$61.12	\$0.00	\$468.65		\$38,454.16
2001	\$76,814.12	\$(54.61)	\$306.27	\$0.00	\$158.94	\$69.77	\$0.00	\$534.98		\$76,453.24
2002	\$69,689.37	\$(24.75)	\$1,063.90	\$0.00	\$424.75	\$297.71	\$0.00	\$1,786.36		\$68,600.72
2003	\$103,514.53	\$(452.25)	\$2,844.60	\$0.00	\$795.72	\$728.03	\$0.00	\$4,368.35		\$100,217.68
2004	\$390,990.99	\$(1,101.60)	\$40,490.48	\$0.00	\$5,288.77	\$0.00	\$0.00	\$45,779.25		\$349,398.91
<b>TOTALS</b>	<b>\$1,029,605.50</b>	<b>\$(2,289.75)</b>	<b>\$45,270.99</b>	<b>\$0.00</b>	<b>\$7,084.86</b>	<b>\$1,242.82</b>	<b>\$0.00</b>	<b>\$53,598.67</b>		<b>\$982,044.76</b>
<b>CURRENTS</b>	<b>\$390,990.99</b>	<b>\$(1,101.60)</b>	<b>\$40,490.48</b>	<b>\$0.00</b>	<b>\$5,288.77</b>	<b>\$0.00</b>	<b>\$0.00</b>	<b>\$45,779.25</b>		<b>\$349,398.91</b>
<b>DELINQUENTS</b>	<b>\$638,614.51</b>	<b>\$(1,188.15)</b>	<b>\$4,780.51</b>	<b>\$0.00</b>	<b>\$1,796.09</b>	<b>\$1,242.82</b>	<b>\$0.00</b>	<b>\$7,819.42</b>		<b>\$632,645.85</b>

DEL TAX PLUS P&I

\$6,576.60

TOTAL TRANSFERRED LESS ATTN FEE:

\$52,355.85

MONTHLY CERTIFY REPORT - ALL YEARS

6/2/2005

9:11:03AM

FROM 5/1/2005 TO 5/31/2005

30 BORGES ISD

Yearly Beg Bal	Beg Bal	Total Due	Collected					Total Paid	% Collected	
			Base Tax	Discount	Penalty	Attmny Fee	Other Payment			
1950	13.21	13.21	13.21	0.00	0.00	0.00	0.00	0.00	0.00	0.00%
1951	13.21	13.21	13.21	0.00	0.00	0.00	0.00	0.00	0.00	0.00%
1952	28.34	28.34	28.34	0.00	0.00	0.00	0.00	0.00	0.00	0.00%
1953	33.94	33.94	33.94	0.00	0.00	0.00	0.00	0.00	0.00	0.00%
1954	46.54	46.54	46.54	0.00	0.00	0.00	0.00	0.00	0.00	0.00%
1955	60.05	60.05	60.05	0.00	0.00	0.00	0.00	0.00	0.00	0.00%
1956	87.09	87.09	87.09	0.00	0.00	0.00	0.00	0.00	0.00	0.00%
1957	103.16	103.16	103.16	0.00	0.00	0.00	0.00	0.00	0.00	0.00%
1958	138.67	138.67	138.67	0.00	0.00	0.00	0.00	0.00	0.00	0.00%
1959	127.18	127.18	127.18	0.00	0.00	0.00	0.00	0.00	0.00	0.00%
1960	159.41	159.41	159.41	0.00	0.00	0.00	0.00	0.00	0.00	0.00%
1961	186.04	186.04	186.04	0.00	0.00	0.00	0.00	0.00	0.00	0.00%
1962	241.49	241.49	241.49	0.00	0.00	0.00	0.00	0.00	0.00	0.00%
1963	254.36	254.36	254.36	0.00	0.00	0.00	0.00	0.00	0.00	0.00%
1964	263.76	263.76	263.76	0.00	0.00	0.00	0.00	0.00	0.00	0.00%
1965	251.39	251.39	251.39	0.00	0.00	0.00	0.00	0.00	0.00	0.00%
1966	277.12	277.12	277.12	0.00	0.00	0.00	0.00	0.00	0.00	0.00%
1967	193.51	193.51	193.51	0.00	0.00	0.00	0.00	0.00	0.00	0.00%
1968	198.44	198.44	198.44	0.00	0.00	0.00	0.00	0.00	0.00	0.00%
1969	185.99	185.99	185.99	0.00	0.00	0.00	0.00	0.00	0.00	0.00%
1970	202.85	202.85	202.85	0.00	0.00	0.00	0.00	0.00	0.00	0.00%
1971	276.13	276.13	276.13	0.00	0.00	0.00	0.00	0.00	0.00	0.00%
1972	271.53	271.53	271.53	0.00	0.00	0.00	0.00	0.00	0.00	0.00%
1973	197.52	197.52	197.52	0.00	0.00	0.00	0.00	0.00	0.00	0.00%
1974	231.14	231.14	231.14	0.00	0.00	0.00	0.00	0.00	0.00	0.00%
1975	781.99	781.99	781.99	0.00	0.00	0.00	0.00	0.00	0.00	0.00%
1976	424.43	424.43	424.43	0.00	0.00	0.00	0.00	0.00	0.00	0.00%
1977	625.70	625.70	625.70	0.00	0.00	0.00	0.00	0.00	0.00	0.00%
1978	695.46	695.46	695.46	0.00	0.00	0.00	0.00	0.00	0.00	0.00%
1979	610.01	600.95	600.95	0.00	0.00	0.00	0.00	0.00	0.00	0.00%
1980	1,068.23	1,038.93	1,038.93	0.00	0.00	0.00	0.00	0.00	0.00	1.49%
1981	1,841.57	1,779.85	1,779.85	0.00	0.00	0.00	0.00	0.00	0.00	2.74%
1982	6,964.87	6,956.07	6,956.07	0.00	0.00	0.00	0.00	0.00	0.00	3.35%
1983	9,828.52	9,828.52	9,828.52	0.00	0.00	0.00	0.00	0.00	0.00	0.13%
1984	26,033.73	26,033.73	25,690.82	0.00	0.00	0.00	0.00	0.00	0.00	0.00%
1985	35,845.67	35,845.67	35,845.67	0.00	0.00	0.00	0.00	0.00	0.00	1.32%
1986	19,313.91	19,294.31	19,294.31	0.00	0.00	0.00	0.00	0.00	0.00	0.00%
1987	16,304.47	16,280.87	16,280.87	0.00	0.00	0.00	0.00	0.00	0.00	0.10%
1988	15,312.48	15,288.48	15,288.48	0.00	0.00	0.00	0.00	0.00	0.00	0.14%
1989	17,038.37	16,975.46	16,886.13	0.00	0.00	0.00	0.00	0.00	0.00	0.16%
1990	18,220.82	18,172.13	18,136.03	15.31	0.00	28.18	6.51	0.00	0.00	0.89%
1991	8,021.06	7,996.46	7,988.29	0.00	0.00	0.00	0.00	0.00	50.00	0.47%
1992	6,031.47	6,014.55	6,007.12	0.00	0.00	0.00	0.00	0.00	0.00	0.41%
1993	26,804.31	26,748.96	26,726.35	0.00	0.00	0.00	0.00	0.00	0.00	0.40%
1994	16,837.32	16,566.98	16,543.88	0.00	0.00	0.00	0.00	0.00	0.00	0.29%
1995	23,959.89	23,812.17	23,788.57	0.00	0.00	0.00	0.00	0.00	0.00	1.74%
1996	25,739.31	24,716.18	24,692.58	0.00	0.00	0.00	0.00	0.00	0.00	0.72%
1997	20,403.42	19,844.57	19,820.97	0.00	0.00	0.00	0.00	0.00	0.00	4.07%
1998	22,140.79	21,505.78	21,481.69	0.00	0.00	0.00	0.00	0.00	0.00	2.85%
1999	30,779.99	27,999.54	27,674.32	301.94	0.00	229.46	79.68	0.00	0.00	2.98%
2000	48,463.58	38,726.68	38,454.16	248.49	0.00	159.04	61.12	0.00	611.08	10.09%
2001	92,247.93	76,814.12	76,453.24	306.27	0.00	158.94	69.77	0.00	468.65	20.65%
2002	95,342.75	69,689.37	68,600.72	1,063.90	0.00	424.75	297.71	0.00	534.98	17.12%
									1,786.36	28.05%

2003	165,585.20	103,514.53	100,217.68	2,844.60	0.00	795.72	728.03	0.00		
2004	134,989.07	390,990.99	349,398.91	40,490.48	0.00	5,288.77	0.00	0.00	4,368.35	39.48%
<b>TOTAL:</b>	<b>6,892,298.39</b>	<b>1,029,605.50</b>	<b>982,044.76</b>	<b>45,270.99</b>	<b>0.00</b>	<b>7,084.86</b>	<b>1,242.82</b>	<b>0.00</b>	<b>45,779.25</b>	<b>94.30%</b>
<b>DELINQUENT TOTAL DUE:</b>			<b>\$632,645.85</b>	<b>\$4,780.51</b>	<b>\$0.00</b>	<b>\$1,796.09</b>	<b>\$1,242.82</b>	<b>\$0.00</b>	<b>\$7,819.42</b>	<b>85.75%</b>

I, Eric R. Spunk, Tax Collector for BORGER ISD certify that this is a true and correct report of all collections activities for this time period.

Collection Report  
Through the Month of May 2005

Taxing Entity	Year & Period	Adjusted 2004 Tax Levy (May)	Current Tax	Percent On Current	Discount On Current	P&I On Current	Delinquent Tax - P&I	Total Transferred	Percent of
Frank Phillips College	2004 Cuml. Monthly	1,062,217.24	997,573.44	93.91%		5,059.08	31,826.43	1,034,455.95	97.39%
	2003 Cuml. Monthly	1,052,341.81	8,697.03	0.82%		1,130.74	1,423.10	11,250.87	1.06%
			986,822.21	93.77%		4,179.76	21,276.18	1,012,278.15	96.19%
			13,399.29	1.27%		1,159.05	1,878.13	16,436.47	1.56%
Borger I.S.D. CED # 30	2004 Cuml. Monthly	6,116,052.26	5,765,407.45	94.27%		22,814.19	146,814.85	5,935,136.49	97.04%
	2004 Cuml. Monthly	0.00	0.00	0.00%		0.00	100.24	100.24	0.00%
	2003 Cuml. Monthly	6,026,194.86	40,490.48	0.66%		5,288.77	6,676.60	52,355.85	0.86%
Borger I.S.D. CED # 30	2004 Cuml. Monthly	0.00	0.00	0.00%		0.00	0.00	0.00	0.00%
	2003 Cuml. Monthly	6,026,194.86	5,891,394.94	94.44%		19,968.20	110,912.32	5,822,273.46	96.62%
			64,902.71	1.08%		4,738.02	10,316.14	79,954.87	1.33%
Sanford I.S.D. CED # 33	2004 Cuml. Monthly	1,937,936.58	1,800,091.15	92.93%		8,678.12	55,803.46	1,864,572.73	95.26%
	2004 Cuml. Monthly	0.00	0.00	0.00%		0.00	580.09	580.09	0.00%
	2003 Cuml. Monthly	1,910,478.60	10,951.14	0.57%		1,359.80	3,252.58	15,563.52	0.80%
Sanford I.S.D. CED # 33	2004 Cuml. Monthly	0.00	0.00	0.00%		0.00	0.00	0.00	0.00%
	2003 Cuml. Monthly	1,910,478.60	1,768,228.73	92.55%		7,859.51	62,848.05	1,838,937.29	96.26%
			10,654.79	0.56%		1,348.93	5,438.83	17,443.55	0.91%
Spring Creek L.S.D. CED # 34	2004 Cuml. Monthly	316,345.72	301,915.98	95.44%		4,824.43	20,879.75	327,720.16	103.60%
	2004 Cuml. Monthly	0.00	0.00	0.00%		0.00	32.04	32.04	0.00%
	2003 Cuml. Monthly	386,284.68	9,093.21	2.87%		1,181.98	317.35	10,592.54	3.35%
City of Borger	2004 Cuml. Monthly	1,725,763.88	1,583,398.92	91.75%	(30,037.23)	10,357.96	57,151.92	1,620,871.57	93.92%
	2003 Cuml. Monthly	1,675,376.32	17,650.33	1.02%	0.00	2,288.83	2,829.26	22,768.42	1.32%
			1,545,775.22	92.26%	(29,121.34)	8,348.30	36,913.86	1,581,916.04	93.23%
			22,940.23	1.37%	0.00	1,755.54	4,881.43	32,791.37	1.96%
City of Fritch	2004 Cuml. Monthly	274,015.70	254,882.60	93.02%		1,629.74	8,153.89	264,676.23	96.59%
	2003 Cuml. Monthly	271,632.58	3,057.41	1.12%		369.95	706.34	4,132.70	1.51%
			250,957.82	92.35%		1,636.40	14,319.19	266,813.41	98.23%
			2,156.34	0.79%		288.08	861.90	3,286.32	1.21%
Hospital District	2004 Cuml. Monthly	1,516,749.53	1,458,701.74	96.17%		3,973.37	27,730.52	1,490,405.73	98.26%
	2003 Cuml. Monthly	1,466,438.91	5,743.02	0.38%		736.57	1,274.34	7,753.93	0.51%
			1,408,980.90	96.08%		3,518.21	21,240.87	1,433,740.08	97.77%
			9,517.54	0.65%		964.10	1,193.63	11,675.27	0.80%
Totals	2004 Cuml. Monthly	12,948,180.91	12,161,981.28	93.93%	(30,037.23)	57,333.89	349,273.29	12,538,651.23	96.84%
	2003 Cuml. Monthly	12,770,747.76	95,622.62	0.74%	0.00	12,355.64	16,379.57	124,417.83	0.96%
			11,983,877.96	93.84%	(29,121.34)	47,927.92	272,504.44	12,275,166.98	96.12%
			139,023.84	1.09%	0.00	12,042.30	24,579.32	175,645.46	1.38%