



Port Aransas ISD

Regular Meeting

Thursday, November 14, 2013 6:00 PM

**NOTICE OF REGULAR MEETING OF THE BOARD OF TRUSTEES
PORT ARANSAS INDEPENDENT SCHOOL DISTRICT
Thursday, November 14, 2013
6:00 PM**

Notice is hereby given that a Regular Meeting of the Board of Trustees of the Port Aransas Independent School District will be held on Thursday, November 14, 2013 at 6:00 PM. The Board will meet in the Board Room of the Port Aransas Independent School District Administration Building, 100 S. Station Street, Port Aransas, Texas.

I. CALL TO ORDER	5
A. Moment of Silence and Pledge of Allegiance	
II. COMMENTS	
A. Public Comments	6
B. Board of Trustee's Acknowledgements	7
III. PRESENTATIONS	
A. Presentation of the PAHS Cross Country Team.	
IV. REPORTS	
A. Business Reports	8
1. October's Expenditures	9
2. Tax Collections.	15
3. 2013 Bond Projects Update	16
B. Superintendent's Report	20
1. Enrollment/Attendance	21
2. 2013-2014 Highly Qualified Report.	22
3. Goal #1 - Technology Audit Report/Update	23
V. CONSENT AGENDA	24
A. Consider/Take Possible Action on the Minutes of the Regular Meeting October 10, 2013.	25
B. Consider/Take Possible Action on the Investment Report.	27
C. Consider/Take Possible Action to Approve Investment Policy CDA(LOCAL).	37
VI. DISCUSSION AND/OR ACTION ITEMS	
A. Consider/Take Possible Action to Approve the 2012-2013 Audit.	43
B. Consider/Take Possible Action to Approve the District Improvement Plan and the Campus Improvement Plans for 2013-2014.	44
C. Consider/Take Possible Action to Vote for Place 6 for the Nueces County Appraisal District Board of Directors.	45
VII. CLOSED SESSION	48
The Board will adjourn to Closed Session in accordance with the Texas Open Meetings	

Act, Texas Government Code 551.071 thru 551.083 to consider the following:

A. Personnel: Appointment, Employment, Evaluation, Reassignment, Duties, Discipline, Dismissal of Food Service Employee(s) and Counselor(s).

VIII. RETURN TO OPEN SESSION 49

The Board will reconvene in Open Session in accordance with the Texas Open Meeting Act, Texas Government Code, 551.071 thru 551.083 to consider the following:

A. Personnel: Appointment, Employment, Evaluation, Reassignment, Duties, Discipline, Dismissal of Food Service Employee(s) and Counselor(s).

IX. ADJOURN 50

If, during the course of the meeting covered by this Notice, the Board of Trustees should determine that a closed session of the Board of Trustees is required, then such closed session as authorized by the Texas Open Meetings, Act, Texas Government Coded Section 551.001 et seq., will be held by the School Board at the date, hour, and place given in this Notice or as soon after the commencement of the meeting covered by this Notice as the School Board may conveniently meet in such closed session concerning any and all purposes permitted by the Act, including, but not limited to the following sections and purposes:

Texas Government Code Section

- 551.071 Private consultation with the board's attorney
- 551.072 Discussing purchase, exchange, lease, or value of real property.
- 771.073 Discussing negotiated contracts for prospective gifts or donations.
- 551.074 Discuss:
 - (1) To deliberate the appointment, employment, evaluation, reassignment, duties, discipline, or dismissal of a public officer or employee; or
 - (2) To hear a complaint or charge against an officer or employee.
- 551.076 Considering the deployment, specific occasions for, or implementation of security personnel or devices.
- 551.082 Considering discipline of a public school child, or complaint or charge against personnel.
- 551.083 Considering the standards, guidelines, terms, or conditions the board will follow, or will instruct its representatives to follow, in consultation with representatives of employee groups.

Should any final action, final decision, or final vote be required in the opinion of the school Board with regard to any matter considered in such closed session, then the final action, final decision, or final vote shall be either:

- (a) in the open meeting covered by the Notice upon reconvening of the public meeting; or
- (b) at a subsequent public meeting of the School Board upon notice hereof, as the School Board shall determine pursuant to applicable laws and policies.

Respectfully submitted,

Dr. Sharon L. Doughty, Superintendent

CALL TO ORDER

Non-Action Item

Board President, Michele Lorette, will call the meeting to order.

- Moment of Silence and Pledge of Allegiance

PUBLIC COMMENTS

Non-Action Item:

At regular meetings the Board shall allot up to thirty (30) minutes to hear persons who desire to make comments to the Board. Persons who wish to participate in this portion of the meeting shall complete a public comment card and present it to the Board President prior to the beginning of the meeting.

Public participation is limited to the designated public comment portion of the meeting. At all other times during the Board meetings, the audience shall not enter into discussion or debate on matters being considered by the Board. No presentation shall exceed three (3) minutes. Delegations of more than five persons shall appoint one person to present their view before the Board.

Specific factual information or recitation of existing policy may be furnished in response to inquiries, but the Board may not deliberate, discuss, or make any decision on any subject not on the agenda.

BOARD OF TRUSTEES' ACKNOWLEDGEMENTS

Non-Action Item:

At this time, Board members may make acknowledgements and/or receive Board committee reports.

REPORTS

A. Business Reports

Carol Sue Hipp will present to the Board the following information:

1. October 2013 Expenditures
2. Tax Collections
3. 2013 Bond Projects Update

Transaction Report
10/1/13 Through 10/31/13

Date	Num	Description	Memo	Category	Clr	Amount
		BALANCE 9/30/13				9,107.74
10/14/13	417	IGA FAMILY CENTER	SCIENCE 3RD GRADE	[350 BOX TOPS]	R	-21.74
10/31/13		BANK CHARGES		[460 BANK CHARGES]	R	-18.89
		TOTAL 10/1/13 - 10/31/13				-40.63
		BALANCE 10/31/13				9,067.11
		TOTAL INFLOWS				0.00
		TOTAL OUTFLOWS				-40.63
NET TOTAL						-40.63

Transaction Report

10/1/13 Through 10/31/13

Date	Num	Description	Memo	Category	Clr	Amount
BALANCE 9/30/13						5,880.80
10/4/13	510	PENNY SLINGERLAND	MONEY FOR BOWLING	[148 MARLIN SURF CLUB]	R	-400.00
10/8/13	954920	JOE KOCUREK	CHANGE FROM BOWLING...	[148 MARLIN SURF CLUB]	R	5.02
10/14/13	511	OMI CHEER	UNIFORMS	[134 CHEERLEADERS]		-1,201.61
10/14/13	512	MONOGRAMS & MORE	T'	[134 CHEERLEADERS]	R	-225.00
10/22/13	513	JOEY FARICES	DJ FOR DANCE	[123 BMS SC]	R	-250.00
10/22/13	514	MONOGRAMS & MORE	T'S	[123 BMS SC]	R	-300.00
10/23/13	515	PORT A PIZZERA	PIZZAS FOR DANCE	[123 BMS SC]		-96.00
10/28/13	954921	PAUL BALCOM	DANCE HALLOWEEN	[123 BMS SC]	R	571.00
10/30/13	954922	JANICE MARTIN	DONNATION	[134 CHEERLEADERS]	R	40.00
10/31/13	credit	BANK CHARGE	ANALYSIS CHARGE	[360 BANK CHARGES]	R	-21.28
TOTAL 10/1/13 - 10/31/13						-1,877.87
BALANCE 10/31/13						4,002.93
TOTAL INFLOWS						616.02
TOTAL OUTFLOWS						-2,493.89
NET TOTAL						-1,877.87

Transaction Report

10/1/13 Through 10/31/13

Date	Num	Description	Memo	Category	Clr	Amount
		BALANCE 9/30/13				17,275.04
10/1/13	901398	PAISD LOCAL MAINTENA...	PSAT TESTING(DEPOSITE...	[138 PAHS COUNSELOR]	R	70.00
10/7/13	901399	SHERRI BUJAN	BABYSITTING	[112 CHEERLEADERS]	R	1,095.00
10/7/13	901400	SHERRI BUJAN	BLUE CREW T'S	[112 CHEERLEADERS]	R	189.00
10/7/13	901401	LEIF D. JOHNSON	BAKESALE	[117 STUDENT COUNCIL]	R	292.33
10/7/13	901402	SHERRI BUJAN	TRANSCRIPT/PARKING P...	[141 PRINCIPAL FUND]	R	10.00
10/10/13	901403	JEFF MOSS	SALE	[119 YEARBOOK]	R	75.00
10/11/13	1686	SHARON MCKINNEY	CHANNLENGE BUZZERS	[141 PRINCIPAL FUND]	R	-291.61
10/14/13	1687	SHARON MCKINNEY	OFYP LESSON MATERIALS	[141 PRINCIPAL FUND]	R	-30.08
10/14/13	901404	PETE BARELLO	DONATION	[144 KEY CLUB]	R	663.08
10/14/13	901405	JILL SMITH	T'S	[147 PAHS DEBATE]	R	20.00
10/17/13	1688	PSAT/NMSQT	PSAT TEST	[138 PAHS COUNSELOR]	R	-518.00
10/17/13	901406	JEFF MOSS	SALE	[119 YEARBOOK]	R	60.00
10/17/13	901407	JENNIFER STARK	PSAT TESTING	[138 PAHS COUNSELOR]	R	14.00
10/22/13	1689	DANNY REYES	HALLOWEEN SHOW PRO...	[127 DRAMA]		-208.56
10/22/13	1690	T SHIRT GALLERY	HALLOWEEN MIME T'S FO...	[127 DRAMA]	R	-161.75
10/24/13	901408	JILL SMITH	DONATION	[148 PLANETEERS]	R	360.00
10/24/13	901409	JIM COLE	DONATION	[136 BAND]	R	250.00
10/31/13		BANK CHARGES	ANALYSIS CHARGE	[360 BANK CHARGES]	R	-27.52
10/31/13	1691	SHERRI BUJAN	PEP RALLEY SUPPLIES	[112 CHEERLEADERS]		-133.15
		TOTAL 10/1/13 - 10/31/13				<u>1,727.74</u>
		BALANCE 10/31/13				19,002.78
		TOTAL INFLOWS				3,098.41
		TOTAL OUTFLOWS				-1,370.67
		NET TOTAL				<u>1,727.74</u>

Transaction Report
10/1/13 Through 10/31/13

Date	Num	Description	Memo	Category	Clr	Amount
BALANCE 9/30/13						104,181.81
10/1/13	4046	COLBY MINNICK	FOOD	200:1322 DAVID MINNICK	R	-282.78
10/1/13	147616	STEVE REAVES	T'S	[143 CROSS COUNTRY]	R	100.00
10/7/13	4047	STEVE REAVES	ROUND ROCK ROOMS/...	[143 CROSS COUNTRY]	R	-588.96
10/8/13	4048	PORT ARANSAS LITTLE LE...	INFIELD GROOMER FO...	[137 ATHLETICS]		-500.00
10/8/13	147617	VIC DIMOND	ST JOSEPH HIGH SCHOOL	[124 TENNIS]	R	71.00
10/10/13	4049	KALANI BLACOM	BOOKS	200:1105 KALANI BALCOM	R	-250.00
10/10/13	4050	PAISD Local Maintenance	DIABETIC SUPPLIES	[350 NURSE]	R	-225.65
10/14/13	4051	JESSICA BORDEN	BOOKS/GAS	200:1303 JESSICA BORD...	R	-141.75
10/15/13	4052	LORA REILLY	TUITION	200:1331 CALEB ROGERS	R	-1,045.30
10/22/13	4053	EMILY PHILLIPS	FOOTWEAR/SOCKS FOR...	[350 NURSE]	R	-150.94
10/22/13	4054	STEVE REAVES	MEALS	[143 CROSS COUNTRY]	R	-78.00
10/22/13	4055	LIA PHILLIPS	TESTING/STUDENT TEA...	200:2822 LIA PHILLIPS		-250.00
10/22/13	4056	STEVE REAVES	XC DISTRICT MEALS/FRI...	[143 CROSS COUNTRY]	R	-242.34
10/23/13	4057	AMY PELS	TUITION	200:1328 SCOUT PELS	R	-1,200.00
10/23/13	147618	STEVE REAVES	ENTRY FEES	[143 CROSS COUNTRY]	R	139.00
10/24/13	4058	TEXAS A & M CC	FEES FALL SEMESTER	200:1320 CHRISTOPHER ...	R	-315.30
10/25/13	4059	BUCK HONSINGER	GAS/SUPPLIES/BOOK	200:1247 BUCK HONSIN...	R	-207.30
10/25/13	4060	AMBER HUDDLESTON	ARTWORK FOR T'S	[124 TENNIS]	R	-75.00
10/25/13	147619	STEPHANIE COWEN	FREE THROW/SHOOT A-...	[144 GIRLS BASKETBALL]	R	1,643.16
10/25/13	147620	STEPHANIE COWEN	DONATION FROM SUNS...	[144 GIRLS BASKETBALL]	R	640.00
10/25/13	147621 ...	JANICE ROBERTS	MARLIN MANIA DONATIO...	--Split--	R	1,649.00
10/25/13	147622	JOE KOCUREK	DONATION MARLIN MANIA	[142 BASKETBALL]	R	464.00
10/28/13	4061	STEVE REAVES	MEAL AFTER PRACTICE	[143 CROSS COUNTRY]		-212.61
10/28/13	4062	JENNA SOCHA	RENT	200:1334 JENNA SOCHA	R	-482.39
10/28/13	147623	CHRIS JONES	FREE THROW DONATIO...	[142 BASKETBALL]	R	310.00
10/29/13	4063	CHRIS LANCASTER	BOOK	200:1320 CHRISTOPHER ...	R	-43.30
10/30/13	147624	JOE KOCUREK	DONATION	[142 BASKETBALL]	R	50.00
10/31/13	4064	CUP GRAPHICS	XC REGIONALS T'S	[143 CROSS COUNTRY]		-280.50
10/31/13	4065	SAVANNAH PETERSON	TUITION/FEES	200:1329 SAVANNAH PE...		-2,250.00
10/31/13	4066	BANK CHARGES	BANK CHARGES	[360 BANK CHARGES]	R	-20.26
10/31/13	147625	JANICE ROBERTS	MARLIN MANIA DONATIO...	[142 BASKETBALL]	R	60.00
TOTAL 10/1/13 - 10/31/13						-3,716.22
BALANCE 10/31/13						100,465.59
TOTAL INFLOWS						5,126.16
TOTAL OUTFLOWS						-8,842.38
NET TOTAL						-3,716.22

PORT ARANSAS ISD
Expenditure Summary

October, 2013 -- Expenditures 2013 - 2014

AMERICAN BANK

LOCAL MAINTENANCE

MAINTENANCE	\$	371,740.52	**
PAYROLL	\$	389,403.20	
Transfer to Lone Star	\$	2,300,000.00	

INTEREST & SINKING-BOND PYTS

Bond Payments	\$	-	
Transfers to Lone Star	\$	-	

Total Cash Expenditures/Transfers for Month	\$	3,061,143.72	
---	----	--------------	--

LONSTARE INVESTMENT ACCOUNT

GENERAL FUND - Chapter 41 Pymt	\$	50,903.00	
RESERVE	\$	-	
WORKER'S COMP	\$	4,829.87	
INTEREST & SINKING			
Bond - \$200,000			
Bond - \$3.5 million	\$	40,000.00	
Total Cash Expenditures/Transfers for Month	\$	95,732.87	

** Paid Total Insurance Premiums in October of \$234,668

PORT ARANSAS I.S.D. STATEMENT OF REVENUES, EXPENDITURES

EQUITY FOR THE TWO MONTHS ENDED OCTOBER 2013

Percent of the Year = **16.66%** 2013-14

	GENERAL FUND			FOOD SERVICE			SPECIAL REVENUE FUNDS			DEBT SERVICE			CONSTRUCTION \$200,000 & \$3.5 m		
	BUDGET	ACTUAL	% of	BUDGET	ACTUAL	% of	BUDGET	ACTUAL	% of	BUDGET	ACTUAL	% of	BUDGET	ACTUAL	% of
	(12 Months)	(2 Months)	2013-14	(12 Months)	(2 Months)	2013-14	(12 Months)	(2 Months)	2013-14	(12 Months)	(2 Months)	2013-14	(2 Months)	2013-14	2013-14
REVENUES:															
5700 Local, Intermediate & Out-of-State	17,593,283	3,059,619	17.39%	94,000	18,840	20.04%	0	0	0.00%	1,564,899	272,444	17.41%	0	855	0.00%
5800 State Program Revenues	962,666	558,699	58.04%	1,300		0.00%	0	0	0.00%						
5900 Federal Program Revenues	10,000	0	0	87,300	6,201	7.10%	345,682	12,124	4%						
Revenues	18,565,949	3,618,318	19.49%	182,600	25,040	13.71%	345,682	12,124	3.51%	1,564,899	272,444	17.41%	0	855	0.00%
EXPENDITURES:															
11 Instruction	3,190,664	511,246	16.02%			0.00%	311,250	61,646	19.81%			0.00%	170,443	3,944	2.31%
12 Instructional Resources & Media Services	65,338	9,626	14.73%			0.00%	2,250	0	0.00%			0.00%	11,300		0.00%
13 Curriculum & Personnel Development	7,525	812	10.79%			0.00%	29,682	2,808	9.46%			0.00%			0.00%
21 Instructional Development	180,975	29,688	16.40%			0.00%	900	846	93.95%			0.00%			0.00%
23 School Administration	365,076	61,273	16.78%			0.00%	0	0	0.00%			0.00%			0.00%
31 Guidance & Counseling	189,787	26,618	14.03%			0.00%	0	0	0.00%			0.00%			0.00%
32 Attendance & Social Work Services	0	0	0.00%			0.00%	0	0	0.00%			0.00%			0.00%
33 Health Services	53,815	9,668	17.97%			0.00%	0	0	0.00%			0.00%			0.00%
34 Pupil Transportation - Regular	45,514	8,069	17.73%			0.00%	0	0	0.00%			0.00%	182,263	10,014	5.49%
35 Food Service	0	0		236,600	46,317	19.58%	0	0	0.00%			0.00%			0.00%
36 Co-Curricular Activities	260,407	32,611	12.52%			0.00%	0	0	0.00%			0.00%	717,661	3,953	0.55%
41 General Administration	477,982	88,680	18.55%			0.00%	0	0	0.00%			0.00%			0.00%
51 Plant Maintenance & Operations	841,458	246,061	29.24%	A		0.00%	0	0	0.00%			0.00%	2,214,453	112,163	5.07%
52 Security	0	0	0.00%			0.00%	0	0	0.00%			0.00%			0.00%
53 Computer Processing	31,430	0	0.00%			0.00%	0	0	0.00%			0.00%			0.00%
61 Community Service	0	0				0.00%	1,600	0	0.00%			0.00%			0.00%
71 Debt Service	0	0				0.00%	0	0	0.00%	783,264	38	0.00%			0.00%
81 Facilities Acquisition & Construction	0	0	0.00%			0.00%	0	0	0.00%			0.00%			0.00%
92 Chapter 41 Payments	12,179,076	0	0.00%			0.00%	0	0	0.00%			0.00%			0.00%
93 Shared Service Arrangement (Electricity)	350,000	60,456	17.27%			0.00%	0	0	0.00%			0.00%			0.00%
95 JJAEP	2,000	0	0.00%			0.00%	0	0	0.00%			0.00%			0.00%
99 Tax Appraisal District	270,902	25	0.01%			0.00%	0	0	0.00%			0.00%			0.00%
6XXX Total Expenditures	18,511,949	1,084,834	5.86%	236,600	46,317	19.58%	345,682	65,300	18.89%	783,264	38	0.00%	3,296,120	130,074	3.95%
Other Resources and Uses															
7990 Other Resources			0.00%	54,000		0.00%	0	0	0.00%			0.00%			0.00%
8990 Other Uses	(54,000)	0	0.00%	0		0.00%	0	0	0.00%			0.00%			0.00%
Total Other Resources and (Uses)	(54,000)	0	0.00%	54,000	0	0.00%	0	0	0.00%	0	0	0.00%	0	0	0.00%
1200 Excess (Deficiency) of Revenues & Other															
Resources over Expenditures and Other Uses	0	2,533,484	13.63%	0	(21,277)	-5.86%	0	(53,176)	-15.38%	781,635	272,406	17.40%	(3,296,120)	(129,219)	-3.95%
A Payment of full year of expense in months of October (Windstorm Insurance)															

PORT ARANSAS I.S.D.
SCHEDULE OF YEAR-TO DATE TAX COLLECTIONS

	<u>BUDGET</u> 2013/14	<u>YEAR-TO-DATE</u> 10/31/2013	<u>% OF</u> <u>BUDGET</u>
LOCAL TAXES-GENERAL FUND			
TAXES-CURRENT YEAR (gross)	\$17,026,908.00	2,967,213.14	
TAXES- DISCOUNTS GIVEN	\$0.00	144.18	
TAXES-PRIOR YEARS	350,000.00	70,869.04	
PENALTY AND INTEREST	<u>160,000.00</u>	<u>19,350.55</u>	
	<u>17,536,908.00</u>	<u>3,057,576.91</u>	17.44%
LOCAL TAXES-DEBT SERVICE FUND			
TAXES-CURRENT YEAR (gross)	1,512,396.00	264,904.21	
TAXES- DISCOUNTS GIVEN	\$0.00	7.28	
TAXES-PRIOR YEARS	20,000.00	3,514.47	
PENALTY AND INTEREST	<u>10,000.00</u>	<u>940.66</u>	
	<u>1,542,396.00</u>	<u>269,366.62</u>	17.46%
TOTAL COLLECTED	<u>19,079,304.00</u>	<u>3,326,943.53</u>	17.44%

TAX COLLECTION COMPARISONS as of Month Ended 10/31/2013

	<u>TOTAL</u> <u>BUDGETED</u>	<u>COLLECTED</u>	<u>% OF</u> <u>BUDGET</u>
2012/13 SCHOOL YEAR	16,281,503.00	6,262,492.31	38.46%
2013/14 SCHOOL YEAR	19,079,304.00	3,326,943.53	17.44%

PORT ARANSAS ISD
\$3,500,000 BOND Budget and Status

As of: 11/7/13

Project #	Campus	Project Year	Description	Status/Vendor	Budget	Encumbered or Expended	Under/(Over) Budget
00	501	00	BOND CONSTRUCTION OTHER	For Year Three Projects	1,072,574	0	1,072,574
Year One (2012-13) Projects:							
01	501	03	BOND ARCHITECT OTHER	Reviewed Project list w/Architect 11/5/13	65,882	0	65,882
02	501	03	BOND ELECTRICAL UPGRADE		138,000	0	138,000
03	001	03	BOND HS AIR HANDLER	Preparing RFP (See Timeline)	103,000	0	103,000
04	001	03	BOND HS INTERIOR DOORS	COMPLETED (Phase One)	35,000	32,900	2,100
05	001	03	BOND HS WINDOW GASKETS		15,000	0	15,000
06	501	03	BOND HS / WALL CARPET	At Principal Request, continue product research	151,766	0	151,766
07	501	03	BOND ROOF MAINT (ARCH)	Ongoing - Vendor's meeting scheduled After assessment - not required at this time	10,000	0	10,000
08	501	03	BOND MS BAND HALL ROOF		12,000	0	12,000
09	041	03	BOND BMS CLOSET REBUILD	COMPLETED	16,821	11,321	5,500
09	101	03	BOND OES - WIRING CLOSET	COMPLETED	7,918	7,418	500
10	501	03	BOND OES KITCHEN FLOOR	Project approved - Reviewing Timeline Cross Country Received, Basket Ball ordered	24,925	0	24,925
10	873	03	BOND HS SPORTS UNIFORMS		6,000	6,000	0
11	501	03	BOND OES DISHWASHER	COMPLETED & in use	20,830	20,830	0
12	101	03	BOND OES PLAYGROUND	COMPLETED & in use Oboe purchased in Spring & another ordered	45,000	43,376	1,624
13	002	03	BOND BAND INSTRUMENTS		15,000	2,710	12,290
14	001	03	BOND HS CAMPUS FURNITURE	Purchases as needed	7,500	1,774	5,726
14	041	03	BOND BMS CAMPUS FURNITURE	Purchases as needed	5,000	2,009	2,991
14	101	03	BOND OES CAMPUS FURNITURE	Purchases as needed	7,500	233	7,268
15	501	03	BOND DIS WIDE/ CARPET REPLACE	Total Purchased, installation in MS Library & HS Various - Remaining installation as summer project.	19,118	19,118	(0)
16	501	03	BOND SECURITY CAMERA	Preparing RFP (See Timeline)	85,000	0	85,000
17	873	03	BOND SOFTBALL FENCE	COMPLETED	13,000	8,500	4,501
18	873	03	BOND SOFTBALL BACKSTOP	COMPLETED	15,000	9,473	5,527
19	873	03	BOND TRACK	Reviewing specs with Vendor for RFP preparation	290,000	0	290,000
20	873	03	BOND TRACK/STORAGE	Reviewing plans w/ architect	21,000	0	21,000

16

21	873	03	BOND SOFTBALL SCOREBOARD/Installation	Contract Issued (See Timeline)	15,000	15,186	(186)
21	873	03	BOND SOFTBALL SCOREBOARD	Ordered / 6 to 8 week delivery	16,045	16,045	0
22	873	03	BOND SOFTBALL CONCRETE	COMPLETED	12,000	17,281	(5,281)
23	873	03	BOND TENNIS COURT BLEACHERS	Preparing RFP (See Timeline)	350,000	0	350,000
24	501	03	BOND TRANS/ FULL SIZE BUS	Ordered International 72 Passenger Bus (Delivery Nov or Dec)	95,000	93,318	1,682
25	501	03	BOND TRANS/BUS WHEELCHAIR	Review of need/or alternatives	75,000	0	75,000
26	501	03	BOND MAINT/GOLF CARTS 4	COMPLETED - Licensed & in use	13,000	13,000	0
28	501	03	BOND OES GUTTER & FLASHING REP	COMPLETED	0	0	0
94	501	03	BOND MAINT/ SCISSOR LIFT		8,500	0	8,500
95	501	03	BOND MAINT/ IMPELLERS AIR		9,000	0	9,000
96	501	03	BOND MS GLASS BLOCK REPAIR	Contract Executed w/ C/PM Construction	600	600	0
97	501	03	BOND TRANS/SECURITY	COMPLETED	2,036	2,036	(0)
98	101	03	BOND HS LIBRARY LAB 12 PC'S		8,100	0	8,100
99	001	03	BOND HS WIRELESS PRINTERS-2	COMPLETED	1,400	628	772
Year Two (2013-14) Projects:						0	
10	001	04	BOND 9TH AND 12TH IPADS	IN PROCESS OF REVIEW AND	32,060	0	32,060
10	041	04	BOND MS APPLE TV & PROJECTOR - 3	IMPLEMENTATION OF TIMELINE FOR ALL	3,453	0	3,453
10	101	04	BOND OES CLASSROOM IPADS - 13	2013-14 PROJECTS	5,954	0	5,954
10	873	04	BOND BASKET BALL RIMS		1,000	0	1,000
11	041	04	BOND MS REPLACE IPAD - 21		10,500	0	10,500
12	001	04	BOND HS APPLE TV & PROJECTORS - 4		4,604	0	4,604
12	041	04	BOND MS STAFF WORKSTATIONS-10		6,750	0	6,750
14	001	04	BOND HS UPSTAIRS LAB PC'S - 20		14,175	0	14,175
15	873	04	BOND WEIGHT ROOM EQUIPMENT		20,000	0	20,000
16	501	04	BOND ARCH-ROOF MAINT		22,500	0	22,500
17	501	04	BOND MS WALL/ROOF REPAIR		10,000	0	10,000
18	501	04	BOND OES LIBRARY EVAPORATOR UNIT		20,000	0	20,000
20	501	04	BOND HS GYM RETRACTABLE BLEACHERS		66,386	0	66,386
21	501	04	BOND MOVE TROPHY CASE		21,000	0	21,000
30	501	04	BOND OES REPLACE AC CABINET RM 108		1,500	0	1,500
31	501	04	BOND OES TOUCH UP/REPAINT		8,500	0	8,500
32	501	04	BOND MS RE-CAULK WINDOWS		5,000	0	5,000
01	501	04	BOND ARCH-OTHER PROJECTS		80,000	0	80,000
04	041	04	BOND MS INTERIOR DOORS		2,500	0	2,500
10	873	04	BOND ATHLETIC UNIFORMS	Basketball Uniforms	6,000	3,444	2,556
13	002	04	BOND BAND INSTRUMENTS		15,000	0	15,000

14	001	04	BOND HS CAMPUS FUNITURE		7,500	0	7,500
14	041	04	BOND BMS CAMPUS FUNITURE		7,500	0	7,500
14	101	04	BOND OES CAMPUS FUNITURE		5,000	0	5,000
26	501	04	BOND MAINT/GOLF CARTS 2	COMPLETED	8,000	7,240	760
95	501	04	BOND OES IMPELLERS - 4		19,550	0	19,550
97	501	04	BOND SECURITY CAMERA FOR BUS		3,098	0	3,098
Sub Total					3,216,045	334,439	2,881,606

Year One (2012-13) Commitment to Major Maintenance:

00	001	13	BOND OFFICE EQUIPMENT	Reclassified GF Expenses	204	204	0
06	001	13	BOND CLASSROOM BOOKS	Reclassified GF Expenses	234	234	0
00	002	13	BOND REPAIR OF INSTRUMENTS	Reclassified GF Expenses	1,109	1,109	0
00	101	13	BOND SPECIAL ED EQUIPMENT	Reclassified GF Expenses	754	754	0
00	101	13	BOND BOOKS ESL	Reclassified GF Expenses	180	180	0
00	501	13	BOND CON SERV	Reclassified GF Expenses	35,280	27,431	7,849
00	501	13	BOND SUPPLIES / MAINTENANCE	Reclassified GF Expenses	23,093	17,267	5,827
00	501	13	BOND TRANS MAINT & REPAIR	Annual Maintenance Contract issued to be completed	8,254	8,254	0
27	501	13	BOND INSULATION HVAC OES CEILI	November Break	20,765	20,765	0
28	501	13	BOND OES GUTTER & FLASHING REPAIR	COMPLETEED	4,690	4,690	0
29	501	13	BOND STORM SHUTTERS FRT DOORS	Installation almost complete	22,198	22,198	0
00	701	13	BOND ARCHITECTS ASSESSMENT	COMPLETEED	8,655	8,655	0
00	750	13	BOND FIXED ASSETS BARCODE LABE	Reclassified GF Expenses	70	70	0
00	810	13	BOND LIBRARY BOOKS	Reclassified GF Expenses	497	497	0
00	810	13	BOND LIBRARY BOOKS	Reclassified GF Expenses	726	726	0
01	810	13	BOND LIBRARY EQUIPMENT	Reclassified GF Expenses	180	180	0
00	873	13	BOND ATHLETIC REPAIRS	Reclassified GF Expenses	873	873	0
06	873	13	BOND ATHLETIC EQUIPMENT	Reclassified GF Expenses	814	814	0
00	880	13	BOND CONT SER / INFRASTRUCTURE	Reclassified GF Expenses	4,639	4,639	0
01	880	13	BOND TECH/PHAS	Reclassified GF Expenses	621	621	0
41	880	13	BOND TECH/BMS	Reclassified GF Expenses	119	119	0

Year TWO (2013-14) Commitment to Major Maintenance

04	001	14	BOND HS INTERIOR DOORS PHASE II	Quotes being prepared	0	0	0
00	003	14	BOND BAND EQUIPMENT		3,888	0	3,888
00	501	14	BOND TRANS CONT MAINT/REPAIRS		7,665	6,404	1,261
00	501	14	BUS STORAGE LEASE	Annual Lease for ONE Bus Storage Unit - awaiting new bus arrival		3,610	(3,610)

00	501	14	BOND SUPPLIES/TRANSPORTATION		1,500	100	1,400
00	501	14	BOND ANNUAL INSPECTIONS		5,000	70	4,930
00	501	14	BOND CONTRACT MANT/REPAIR	Fixed Asset maintenance	36,948	23,010	13,938
00	501	14	SUPPLIES/MAINT & OP	Fixed Asset maintenance	55,847	26,228	29,619
02	501	14	BOND CONTR MNT/GROUNDS		7,052	7,052	0
29	501	14	BOND MAINT STAND UP SCRUBBER		6,800	6,803	(3)
01	810	14	BOND HS LIBRARY BOOKS/MEDIA		1,000	0	1,000
11	810	14	BOND OES-LIBRARY BOOKS/MEDIA		1,200	0	1,200
41	810	14	BOND MS-LIBRARY BOOKS/MEDIA		1,000	0	1,000
00	873	14	BOND CONTR MNT/REPAIR		1,000	0	1,000
10	873	14	BOND UNIFORMS		1,000	1,071	(71)
00	880	14	BOND GENERAL SUP TECH/TECH		2,500	1,577	923
01	880	14	BOND GENERAL SUP TECH/PAHS		3,200	1,287	1,913
11	880	14	BOND GENERAL SUP TECH/OES		3,200	90	3,110
22	880	14	BOND INFRASTRUCTURE BACKBONE		8,000	(96)	8,096
41	880	14	BOND GENERAL SUP TECH/BMS		3,200	0	3,200
Sub Total					283,955	197,484	86,471
					3,500,000	531,924	2,968,077

REPORTS

B. Superintendent's Report

The Superintendent will present to the Board the following information:

1. Enrollment/Attendance
2. 2013-2014 Highly Qualified Report
3. Technology Audit Report/Update

Enrollment Report
To
Port Aransas ISD Board of Trustees

District Update: November 6, 2013

PAISD Enrollment = 518

District ADA as of 11-6-2013 96.72%

	Olsen Elementary	Brundrett Middle School	Port Aransas High School	District Total
Total Enrollment	218	129	171	518
% by grade level	PK 21/94.72	6 44/97.82	9 40/97.11	
	KG 26/96.02	7 46/97.46	10 40/95.75	
	1 29/96.24	8 39/95.89	11 44/95.69	
	2 34/97.58		12 47/96.06	
	3 32/96.76			
	4 37/97.02			
	5 39/98.25			
Total Campus % Attendance	96.95%	97.11%	96.15%	96.72% (2012 =96.70)
Attendance percentage data 08/26/2013 – 11/6/2013 = 52 days in membership				

Comparison 2011-2012 ~ 2012 – 2013 ~ 2013 - 2014 (end of month enrollments)

2011 - 2012	2012 - 2013	2013 - 2014
September 556 (9-9-2011)	September 518 (9-6-2012)	September 515 (9-5-2013)
October 565 (10-5-2011)	October 521 (10-4-2012)	October 517 (10-2-2013)
November 560 (11-2-2011)	November 525 (11-2-2012)	November 518 (11-6-2013)
December 566 (12-1-2011)	December 527 (12-5-2012)	
January 562 (1-4-2012)	January 527 (1-10-2013)	
February 555 (2-2-2012)	February 525 (2-6-2013)	
March 549 (3-1-2012)	March 526 (3-6-2013)	
April 555 (4-4-2012)	April 524 (4-4-2013)	
May 542 (5-10-2012)	May 523 (5-6-2013)	
June 540 (6-01-2012)	May 524 (5-29-2013)	

Port Aransas Independent School District

NCLB Highly Qualified Statistics

2013-2014

Number of certified educators who are required to be Highly Qualified	40
Number of certified educators who are Highly Qualified	40
Percentage of Highly Qualified certified educators at PAISD	100%
Number of certified paraprofessionals who are required to be Highly Qualified	12
Number of certified paraprofessionals who are Highly Qualified	12
Percentage of Highly Qualified paraprofessionals	100%

These figures are reflected in the NCLB Highly Qualified Report for Port Aransas ISD submitted to the Texas Education Agency on October 28, 2013.

District Goal #1 - Technology Audit Update Report

The Port Aransas ISD Goal #1 addresses the district's academic program. It states the following that the school district will "provide systemic and rigorous instruction coupled with professional development grounded in best practices, using **technology** as a vehicle to support and enhance academic innovation and student performance."

An independent audit of the technology and its uses at Port Aransas ISD was completed November 30, 2011. The completed audit report was presented and reviewed at the PAISD administrators' Instructional Leadership Team (ILT) meeting on February 7, 2012. Four major areas on which we needed to focus were identified: (1) Infrastructure and Operations, (2) Organizational Support, (3) Professional Development, and (4) Instructional Applications and Integration.

This is a report to update the Board of Trustees on our progress in proactively addressing the areas of focus identified in the technology audit.

Presenting this report will be Leif Johnson, the PAISD Information Systems Coordinator, Pam Voyles the PAISD Instructional Technology Coordinator and Jeff Moss, the PAISD Technology Specialist.

CONSENT AGENDA
Minutes of Previous Meetings

Action Item:

The Board will consider approval of the Minutes of the Regular Meeting held on October 10, 2013. The minutes of the board meetings listed are enclosed. If you believe there are errors, please notify Mrs. Slingerland before the meeting so that the necessary corrections can be made.

RATIONALE: According to BE (Local), minutes must be approved by the Board and entered as the legal record of Board action.

BUDGET: No Financial Impact

RECOMMENDATION: It is the recommendation of the Superintendent that the minutes of the Board Meetings be approved as presented.

The Board of Trustees Minutes

Port Aransas Independent School District
Port Aransas, Texas

Regular Meeting

Meeting date, time and place: Thursday, October 10, 2013 at 6:00 P.M. in the Board Room at the Administration Building.

Members Present: Michele Lorette, Marnie Pate, Lisa Shelton, Kelly Owens(arrived at 6:05 p.m.), Jay Jones, Janice Roberts

Members Absent: Rick Adams

Administration: Dr. Doughty, Carol Sue Hipp, Pete Cowen, Sharon McKinney, Gina McKeever, Chris Roche, Linda Lankford, Steve Reaves, Pete Cowen

I. The meeting was called to Order by President Michele Lorette at 6:00 p.m.

A. Moment of Silence and Pledge of Allegiance.

II. COMMENTS

A. Public Comments – Randy D’Herde spoke on selling merchandise at school events.

B. Board of Trustees’ Acknowledgements – Janice Roberts thanked the Education Foundation for a great fundraiser and gave thanks to the community for making it very successful.

III. PRESENTATIONS

A. Sharon McKinney presented Tirey Morris who has been named a National Merit Commended Scholar.

B. Presentation and Public Discussion of the Financial Integrity Rating System of Texas (FIRST Rating).

IV. Reports

A. Business Reports

1. September’s Expenditures
2. Tax Collections
3. Bond Projects Update

B. Superintendent’s Report

1. Enrollment/Attendance
2. UIL Guidelines for Booster Clubs and Marlin Athletic Booster Club Bylaws
3. 2012-2013 SHAC Report.

V. Janice Roberts made a motion, seconded by Lisa Shelton to approve the consent agenda as read. The motion carried unanimously.

A. The Board approved the minutes Regular Meeting on September 12, 2013.

- B. The Board approved the Investment Report.
- C. The Board approved the NCAD Minutes as Necessary.

VI. Discussion and/or Action Items.

- A. Janice Roberts made a motion, seconded by Lisa Shelton to nominate Greg Smith for Place 6, Board of Directors, Nueces County Appraisal District. The motion carried unanimously.
- B. Jay Jones made a motion, seconded by Marine Pate to Approve the purchase of a Softball Field Scoreboard and Installation. The Motion carried unanimously.
- C. Janice Roberts made a motion, seconded by Kelly Owens to approve the Renewal of Property and Casualty Insurance Option B for \$236,912. The motion carried unanimously.
- D. Jay Jones made a motion, seconded by Michele Lorette to renew the existing Inter-local agreement pursuant to the Inter-local cooperation Act, Chapter 791, Title 7, Texas Government Code by and between PCAT and Port Aransas ISD. The motion carried unanimously.

VII. CLOSED MEETING

The Board did not convene into close session.

- A. The Board Discussed employment of a Teacher.

VIII. The Board did not go into closed session.

- A. Lisa Shelton made a motion, seconded by Jay Jones to hire Amanda Tipps.

IX. There being no further business the meet adjourned at 7:20 p.m.

Michele Lorette, President

Jay Jones, Secretary

November 14, 2013
Date Approved

CONSENT AGENDA
Monthly Investment Report

Action Item:

The Board will consider approval of the Monthly Investment Report.

RATIONALE: CDA (Local)

BUDGET: No Financial Impact

RECOMMENDATION: It is the recommendation of the Superintendent that the Board approve the monthly investment report as presented.

**PORT ARANSAS INDEPENDENT SCHOOL DISTRICT
DEPOSITS AND INVESTMENTS BY TYPE AND FUND**

10/31/2013

		<u>General/ Special Revenue</u>	<u>Interest & Sinking</u>	<u>First Public General Fund</u>	<u>First Public Interest & Sinking</u>	<u>First Public Reserve</u>	<u>First Public Worker's Comp</u>	<u>\$200,000 First Public Construction</u>	<u>\$3.5 M First Public Construction</u>	<u>Total</u>
Beginning Balance	10/1/2013	\$551,876.97	\$8,904.06	\$4,256,861.95	\$288,515.30	\$37,896.17	\$31,285.16	\$26,988.19	\$3,300,468.17	\$8,502,795.97
Receipts		\$3,539,629.39	\$0.00							\$3,539,629.39
Expenditures		(\$761,146.72)		(\$50,903.00)			(\$4,829.87)			(\$816,879.59)
Transfers		(\$2,300,000.00)		\$2,340,000.00					(\$40,000.00)	\$0.00
Bank Service Fees		(\$20.11)	(\$18.75)							(\$38.86)
Interest Earned		\$0.00	\$0.00	\$588.40	\$37.39	\$4.91	\$3.72	\$3.50	\$424.90	\$1,062.82
Ending Balance	10/31/2013	<u>\$1,030,339.53</u>	<u>\$8,885.31</u>	<u>\$6,546,547.35</u>	<u>\$288,552.69</u>	<u>\$37,901.08</u>	<u>\$26,459.01</u>	<u>\$26,991.69</u>	<u>\$3,260,893.07</u>	<u>\$11,226,569.73</u>
American Bank Current Yield ----->		0.00%	0.00%	15.2600%	15.2600%	15.2600%	15.2600%	15.2600%	15.2600%	
										<u>\$11,226,569.73</u>

COMPLIANCE CERTIFICATION

We hereby certify the Monthly Investment Report represents the investment position of the district at month end and that all investments were purchased in compliance with the Board approved Cash management and investment policy.



Carol Sue Hipp, Exec. Dir. of Business & Operations

Date Run: 11/5/2013 9:57
 Cnty Dist: 178-908

Cash Position by Bank Account
 Port Aransas I.S.D.
 As of September

Program: FIN3350
 Page 1 of 1
 File ID: C

0001 - GENERAL OPERATING FUND

Cash Ending Balance:	1,030,339.53
Add Investments:	
Total:	1,030,339.53

0003 - INTEREST & SINKING FUND

Cash Ending Balance:	8,885.31
Add Investments:	
Total:	8,885.31

009 - FIRST PUBLIC / GENERAL FUND

Cash Ending Balance:	6,546,547.35
Add Investments:	
Total:	6,546,547.35

0010 - FIRST PUBLIC/ INTER & SINKING

Cash Ending Balance:	288,552.69
Add Investments:	
Total:	288,552.69

0011 - FIRST PUBLIC/RESERVE

Cash Ending Balance:	37,901.08
Add Investments:	
Total:	37,901.08

0012 - FIRST PUBLIC/ WORKERS COMP

Cash Ending Balance:	26,459.01
Add Investments:	
Total:	26,459.01

0013 - FIRST PUBLIC/CONSTRUCTION \$200,000

Cash Ending Balance:	26,991.69
Add Investments:	
Total:	26,991.69

0014 - FIRST PUBLIC/ CONSTRUCTION \$3.5 M

Cash Ending Balance:	3,260,893.07
Add Investments:	
Total:	3,260,893.07

TOTALS

Cash Ending Balance	11,226,569.73
Add Investment Balance	-
Totals	11,226,569.73

Participant #: 178908

Lone Star
Investment Pool

October 2013
Monthly Statement

Statement Period: 10/01/2013 to 10/31/2013

Carol Sue Hipp
Port Aransas ISD
100 Station Street
Port Aransas, Texas 78373



Summary of Portfolio Holdings

Account	Fund	Number of Shares	Price Per Share	Account Balance	% Port.
Construction	Corporate Overnight Plus Fund	53,983.38	0.50	26,991.69	0.26%
Totals:				26,991.69	

Account	Fund	Number of Shares	Price Per Share	Account Balance	% Port.
Construction 2013	Corporate Overnight Plus Fund	6,521,786.14	0.50	3,260,893.07	32.01%
Totals:				3,260,893.07	

Account	Fund	Number of Shares	Price Per Share	Account Balance	% Port.
General Fund	Corporate Overnight Plus Fund	13,093,094.70	0.50	6,546,547.35	64.26%
Totals:				6,546,547.35	

Account	Fund	Number of Shares	Price Per Share	Account Balance	% Port.
Interest & Sinking Fund	Corporate Overnight Plus Fund	577,105.38	0.50	288,552.69	2.83%
Totals:				288,552.69	

Account	Fund	Number of Shares	Price Per Share	Account Balance	% Port.
Reserve Fund	Corporate Overnight Plus Fund	75,802.16	0.50	37,901.08	0.37%
Totals:				37,901.08	

Account	Fund	Number of Shares	Price Per Share	Account Balance	% Port.
Workers Compensation Fund	Corporate Overnight Plus Fund	52,918.02	0.50	26,459.01	0.27%
Totals:				26,459.01	

Totals

Fund	Yield	Share Quantity	Price Per Share	Fund Balance (USD)	% Port.
Corporate Overnight Fund	0.00 %	0.00	1.00	0.00	0.00 %
Government Overnight Fund	0.00 %	0.00	1.00	0.00	0.00 %
Corporate Overnight Plus Fund	0.15 %	20,374,689.78	.50	10,187,344.89	100.00 %
Total Value:				10,187,344.89	100.00 %

Portfolio Transactions

Construction - Corporate Overnight Plus Fund

Settle Date	Trade Type	Share Balance	Number of Shares	Price/Share	Amount (USD)
10/01/2013	Starting Balance	53,976.38			26,988.19
10/31/2013	Interest	53,983.38	7.00	0.50	3.50
10/31/2013	Ending Balance	53,983.38			26,991.69

Construction 2013 - Corporate Overnight Plus Fund

Settle Date	Trade Type	Share Balance	Number of Shares	Price/Share	Amount (USD)
10/01/2013	Starting Balance	6,600,936.34			3,300,468.17
10/15/2013	Transfer Out To Corporate Overnight Plus Fund - General Fund	6,520,936.34	-80,000.00	0.50	-40,000.00
10/31/2013	Interest	6,521,786.14	849.80	0.50	424.90
10/31/2013	Ending Balance	6,521,786.14			3,260,893.07

General Fund - Corporate Overnight Plus Fund

Settle Date	Trade Type	Share Balance	Number of Shares	Price/Share	Amount (USD)
10/01/2013	Starting Balance	8,513,723.90			4,256,861.95
10/15/2013	Transfer In From Corporate Overnight Plus Fund - Construction 2013	8,593,723.90	80,000.00	0.50	40,000.00
10/18/2013	Deposit	9,593,723.90	1,000,000.00	0.50	500,000.00
10/22/2013	Withdrawal	9,491,917.90	-101,806.00	0.50	-50,903.00
10/31/2013	Deposit	10,091,917.90	600,000.00	0.50	300,000.00
10/31/2013	Deposit	13,091,917.90	3,000,000.00	0.50	1,500,000.00
10/31/2013	Interest	13,093,094.70	1,176.80	0.50	588.40
10/31/2013	Ending Balance	13,093,094.70			6,546,547.35

Interest & Sinking Fund - Corporate Overnight Plus Fund

Settle Date	Trade Type	Share Balance	Number of Shares	Price/Share	Amount (USD)
10/01/2013	Starting Balance	577,030.60			288,515.30
10/31/2013	Interest	577,105.38	74.78	0.50	37.39
10/31/2013	Ending Balance	577,105.38			288,552.69

Reserve Fund - Corporate Overnight Plus Fund

Settle Date	Trade Type	Share Balance	Number of Shares	Price/Share	Amount (USD)
10/01/2013	Starting Balance	75,792.34			37,896.17
10/31/2013	Interest	75,802.16	9.82	0.50	4.91
10/31/2013	Ending Balance	75,802.16			37,901.08

Workers Compensation Fund - Corporate Overnight Plus Fund

Settle Date	Trade Type	Share Balance	Number of Shares	Price/Share	Amount (USD)
10/01/2013	Starting Balance	62,570.32			31,285.16
10/15/2013	Vendor Payment Creative Risk Funding SchoolComp Excess Insurance	52,910.58	-9,659.74	0.50	-4,829.87

Workers Compensation Fund - Corporate Overnight Plus Fund (Continued)

Settle Date	Trade Type	Share Balance	Number of Shares	Price/Share	Amount (USD)
10/31/2013	Interest	52,918.02	7.44	0.50	3.72
10/31/2013	Ending Balance	52,918.02			26,459.01

Important Information about this statement

Please review this statement carefully, it is the official record of your account with Lone Star Investment Pool and First Public, LLC. If you disagree with any transaction, or if there are any errors or omissions in this statement please notify us promptly in writing, but no later than 10 business days after receipt of this statement. Trades pending settlement will not appear on this statement. All such trades will appear in the next monthly statement. The yield for the period is an annualized rate that reflects the relationship between the average amount of income earned and the average daily balance for the account. Please notify First Public promptly and in writing of any changes of address or phone number. Times of transactions will be furnished upon written request. The Lone Star Investment Pool Information Statement should be read carefully before investing. Investors should consider the investment objectives, risks, charges and expenses associated with municipal fund securities before investing. All transactions are no load. No remuneration has, or will be, paid to any entity in connection with this transaction. An investor may obtain an Information Statement by contacting First Public at the address and phone number identified above. An investment in Lone Star investment Pool is not insured or guaranteed by the Federal Deposit Insurance Corporation ("FDIC") or any other government agency and although Lone Star Investment Pool seeks to preserve the value of the investment at a fixed share price, it is possible to lose money by investing in municipal fund securities.

Government Overnight Fund

Return Information

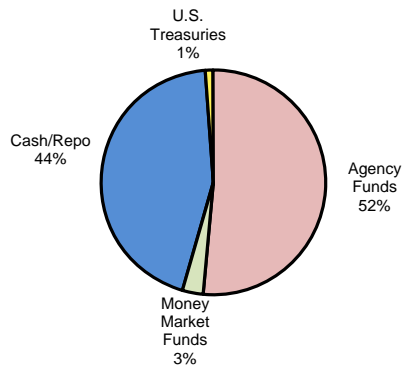
September 30, 2013

Average Monthly Return (a)	0.06%
SEC 7-Day Fund Yield (b)	0.04%
Weighted Average Maturity One (c)	56 Days
Weighted Average Maturity Two (c)	92 Days
Portfolio Maturing beyond One Year	4%
Net Asset Value	\$1.00
Annualized Expense Ratio	0.06%
Standard & Poor's Rating	AAAm

Inventory Position

	Book Value	Market Value
Cash/Repo	969,910,423	969,910,423
US Treasuries	25,000,044	25,011,130
Agencies	1,125,598,915	1,126,099,987
FDIC Guaranteed	-	-
US Dept of Ed Guaranteed	-	-
Money Market Funds	65,982,011	65,982,011
Total Assets	2,186,491,392	2,187,003,551

Investment Distribution



(a) The return information represents the average annualized rate of return on investments for the time period referenced. Return rates reflect a partial waiver of the Lone Star Investment Pool operating expense. Past performance is no guarantee of future results.

Corporate Overnight Fund

Return Information

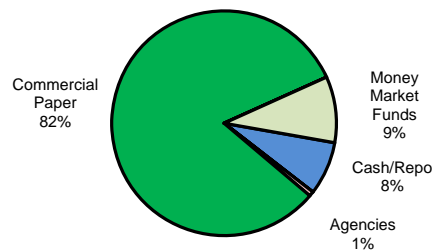
September 30, 2013

Average Monthly Return (a)	0.14%
SEC 7-Day Fund Yield (b)	0.13%
Weighted Average Maturity One (c)	53 Days
Weighted Average Maturity Two (c)	53 Days
Portfolio Maturing beyond One Year	0%
Net Asset Value	\$1.00
Annualized Expense Ratio	0.06%
Standard & Poor's Rating	AAAm

Inventory Position

	Book Value	Market Value
Cash/Repo	89,418,897	89,418,897
US Treasuries	-	-
Agencies	8,199,245	8,203,416
Commercial Paper	949,168,687	949,239,227
FDIC Guaranteed	-	-
US Dept of Ed Guaranteec	-	-
Money Market Funds	109,513,056	109,513,056
Total Assets	1,156,299,885	1,156,374,597

Investment Distribution



(b)

SEC 7-Day Yield Calculation

$$\text{Yield} = 2 \left[\left[\frac{a-b}{cd} + 1 \right]^6 - 1 \right]$$

- a - Dividend and interest income.
- b - Expenses accrued for the period.
- c - Average daily number of shares outstanding during the period that was entitled to dividends.
- d - Maximum offering price per share on the last day of the period.

Corporate Overnight Plus Fund

Return Information

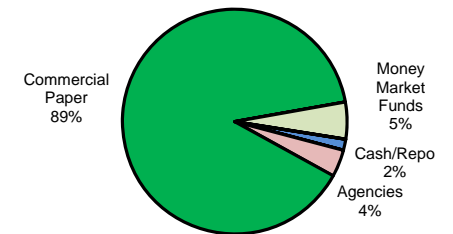
September 30, 2013

Average Monthly Return (a)	0.16%
SEC 7-Day Fund Yield (b)	0.15%
Weighted Average Maturity One (c)	67 Days
Weighted Average Maturity Two (c)	68 Days
Portfolio Maturing beyond One Year	0%
Net Asset Value	\$0.50
Annualized Expense Ratio	0.06%
Standard & Poor's Rating	AAAF/S1+

Inventory Position

	Book Value	Market Value
Cash/Repo	47,130,986	47,130,986
US Treasuries	-	-
Agencies	111,522,224	111,649,077
Commercial Paper	2,563,801,145	2,563,997,948
FDIC Guaranteed	-	-
US Dept of Ed Guaranteec	-	-
Money Market Funds	151,105,289	151,105,289
Total Assets	2,873,559,643	2,873,883,300

Investment Distribution



(c) The Weighted Average Maturity One calculation uses the industry standard definition of state maturity for floating rate instruments, the number of days until the next reset date. The Weighted Average Maturity Two calculation uses the final maturity of any floating rate instruments, as opined in Texas Attorney General Opinion No. JC0359.

Fund Performance Update

September 30, 2013

Comments by Standish, Investment Manager

One of the most anticipated FOMC meetings in years surprised the markets as the Fed announced that it is not yet ready to begin tapering the monthly bond purchases of \$85 billion per month. (The market had been expecting a reduction of \$10 to \$15 billion per month.) At the September 18th meeting, the Fed indicated that more evidence of sustained economic improvement is necessary before scaling back its purchases.

Also in September, Larry Summers announced his withdrawal from consideration for the Fed Chairmanship when Ben Bernanke's term expires next year. The bond market rallied after the announcement as Janet Yellen became the front runner with the markets taking this news as a dovish sign.

After failing to reach a last-minute deal to fund the government, lawmakers in Congress allowed the government to shut down, suspending nonessential activities. The length of the shutdown could have significant impact on GDP growth in the fourth quarter.

Active Participants

Schools and Colleges	551
Other Governmental	93
<i>Total</i>	<i>644</i>

Lone Star Investment Pool is distributed by First Public.

The Lone Star Investment Pool Information Statement should be read carefully before investing. Investors should consider the investment objectives, risks, charges, and expenses associated with this or any security prior to investing. Investment in Lone Star Investment Pool is not insured or guaranteed by the Federal Deposit Insurance Corporation (FDIC) or any other government agency, and although Lone Star seeks to preserve the value of the investment at a fixed share price, it is possible to lose money by investing in Lone Star. For further information or for an Information Statement contact First Public at 800.558.8875. The return information is net of all current operating expenses. The return represents past performance and is no indication of future results.

Custodian Bank: State Street Bank

Investment Managers: American Beacon Advisors and Standish

Endorsed by: Texas Association of School Administrators and Texas Association of School Boards

First Public
 12007 Research Blvd.
 Austin, Texas 78759
 800.558.8875
 firstpublic.com



Government Overnight Fund

Return Information

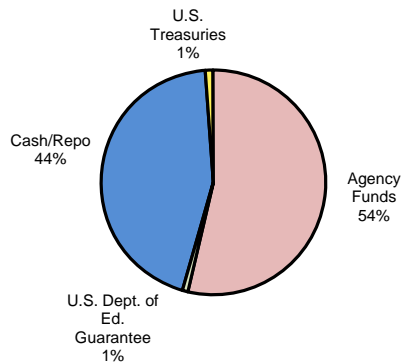
October 31, 2013

Average Monthly Return (a)	0.07%
SEC 7-Day Fund Yield (b)	0.05%
Weighted Average Maturity One (c)	55 Days
Weighted Average Maturity Two (c)	96 Days
Portfolio Maturing beyond One Year	4%
Net Asset Value	\$1.00
Annualized Expense Ratio	0.06%
Standard & Poor's Rating	AAAm

Inventory Position

	Book Value	Market Value
Cash/Repo	998,743,465	998,743,465
US Treasuries	25,000,231	25,007,225
Agencies	1,210,143,925	1,210,587,446
FDIC Guaranteed	-	-
US Dept of Ed Guaranteed	17,999,640	17,999,820
Money Market Funds	1,000,000	1,000,000
Total Assets	2,252,887,261	2,253,337,956

Investment Distribution



(a) The return information represents the average annualized rate of return on investments for the time period referenced. Return rates reflect a partial waiver of the Lone Star Investment Pool operating expense. Past performance is no guarantee of future results.

Corporate Overnight Fund

Return Information

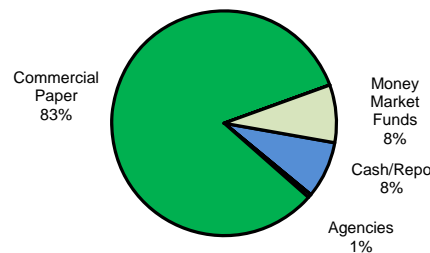
October 31, 2013

Average Monthly Return (a)	0.14%
SEC 7-Day Fund Yield (b)	0.13%
Weighted Average Maturity One (c)	55 Days
Weighted Average Maturity Two (c)	56 Days
Portfolio Maturing beyond One Year	0%
Net Asset Value	\$1.00
Annualized Expense Ratio	0.06%
Standard & Poor's Rating	AAAm

Inventory Position

	Book Value	Market Value
Cash/Repo	92,207,021	92,207,021
US Treasuries	-	-
Agencies	5,199,334	5,202,439
Commercial Paper	938,318,078	938,394,349
FDIC Guaranteed	-	-
US Dept of Ed Guarantee	-	-
Money Market Funds	94,284,765	94,284,765
Total Assets	1,130,009,198	1,130,088,573

Investment Distribution



(b)

SEC 7-Day Yield Calculation

$$\text{Yield} = 2 \left[\left[\frac{a-b}{cd} + 1 \right]^6 - 1 \right]$$

- a - Dividend and interest income.
- b - Expenses accrued for the period.
- c - Average daily number of shares outstanding during the period that was entitled to dividends.
- d - Maximum offering price per share on the last day of the period.

Corporate Overnight Plus Fund

Return Information

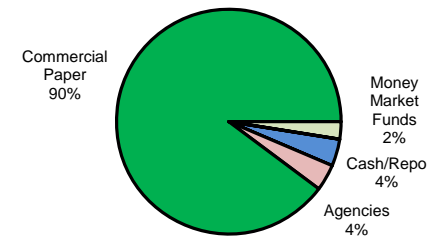
October 31, 2013

Average Monthly Return (a)	0.15%
SEC 7-Day Fund Yield (b)	0.14%
Weighted Average Maturity One (c)	70 Days
Weighted Average Maturity Two (c)	72 Days
Portfolio Maturing beyond One Year	1%
Net Asset Value	\$0.50
Annualized Expense Ratio	0.06%
Standard & Poor's Rating	AAAF/S1+

Inventory Position

	Book Value	Market Value
Cash/Repo	125,668,817	125,668,817
US Treasuries	-	-
Agencies	121,481,174	121,602,354
Commercial Paper	2,880,184,699	2,880,423,277
FDIC Guaranteed	-	-
US Dept of Ed Guarantee	-	-
Money Market Funds	78,824,592	78,824,592
Total Assets	3,206,159,283	3,206,519,040

Investment Distribution



(c) The Weighted Average Maturity One calculation uses the industry standard definition of state maturity for floating rate instruments, the number of days until the next reset date. The Weighted Average Maturity Two calculation uses the final maturity of any floating rate instruments, as opined in Texas Attorney General Opinion No. JC0359.

The Lone Star Investment Pool Information Statement should be read carefully before investing. Investors should consider the investment objectives, risks, charges, and expenses associated with this or any security prior to investing. Investment in Lone Star Investment Pool is not insured or guaranteed by the Federal Deposit Insurance Corporation (FDIC) or any other government agency, and although Lone Star seeks to preserve the value of the investment at a fixed share price, it is possible to lose money by investing in Lone Star. For further information or for an Information Statement contact First Public at 800.558.8875 or visit firstpublic.com. The return information is net of all current operating expenses. The return represents past performance and is no indication of future results.

Fund Performance Update

October 31, 2013

Comments by Standish, Investment Manager

The Treasury bond market traded modestly higher in October as yields fell as much as five basis points. The equity markets continued their upward trend with the Dow, NASDAQ and S&P 500 gaining 2.8%, 3.0% and 4.5%, respectively.

In September, the market's primary focus was whether or not the Federal Reserve would taper its monthly bond purchase, which it chose to hold constant. In October, the focus shifted to the budget debate and the debt ceiling. At the start of the month, the U.S. government partially shut down for 17 days because a budget agreement could not be reached between the House of Representatives and the Senate. An agreement was reached in Congress on October 17th, allowing the government to remain open until January 15th at prior spending levels and suspending the debt limit to February 7th.

There were no changes to monetary policy at the October 30th FOMC meeting, but their statement was viewed as being less dovish than expected based upon the Fed's references to economic growth and labor conditions. The next FOMC meeting is scheduled for December 18th.

36

Custodian Bank: State Street Bank

Investment Managers: American Beacon Advisors and Standish

Endorsed by: Texas Association of School Administrators and Texas Association of School Boards

First Public
 12007 Research Blvd.
 Austin, Texas 78759
 800.558.8875
 firstpublic.com



Active Participants

Schools and Colleges	565
Other Governmental	75
<i>Total</i>	<i>640</i>

Lone Star Investment Pool is distributed by First Public.

CONSENT AGENDA

Discussion/Action Annual Approval of Investment Policy, Investment Pools and Independent Sources of Instruction for Investment Responsibilities

Port Aransas ISD Policy CDA (Legal) requires Board review of local policy governing investments policies and strategies (CDA Local) not less than annually. In addition, the Board is required to approve / ratify Investment Pools and sources of Investment Officer training used by the District.

Attached is the district's local policy governing investments for Port Aransas ISD CDA (Local). This policy was reviewed and changes made by the legislature in 2011 Legislative session which was approved by PAISD on 9/26/2011. This is the last update of policy CDA (Local).

In addition to deposited funds in American Bank, the District Depository, PAISD currently has deposits in investment pools. In addition to the more favorable return on the District's investment, the District uses these pools as a segregation tool for various funds. Currently the pools used by PAISD follow:

Lone Star (TASB) –

- General Operations
 - Reserve
 - Construction
 - Worker's Compensation
 - Construction - \$200,000 Bond Issue
 - Construction - \$3.5 million Bond Issue
- TexPool – No funds deposited at this time, but an approved investment pool.

The District reviews investment returns on a monthly basis and compares to various investment benchmarks. Although not what the District had been accustomed to in prior years, the current returns reflected by participation in current investment pools are acceptable when compared to current benchmarks for the District.

Chapter 2256.008(a), Texas Government Code, as amended, commonly known as the "Public Funds Investment Act," requires the investment officer; the chief financial officer and the appointed designees to attend investment training sessions not less than once in a two-year period and receive not less than ten hours of instruction relating to investment responsibilities from an independent source approved by the governing body of the local government as provided in the investment policy of the local government.

PAISD investment officers have attended investment training courses co-sponsored by the Coastal Bend TASBO organization and an outside training vendor. These vendors have been from the Texas Association of School Boards (TASB), the Texas Association of School Business Officials (TASBO), and Patterson & Associates. Each year the local TASBO organization hosts a 5 hour update at the ESC2 for all local members and superintendents. This year the training is scheduled for December 11, 2013 and Linda Paterson of Patterson & Associates will provide the training.

RATIONALE: CDA (Legal) required the annual approval of the local policy governing investments, investment pools and independent sources of investment training.

BUDGET: N/A

RECOMMENDATION: It is the recommendation of the Superintendent that the Board approve the attached Policy CDA (Local), investment pools of Lone Star Investment Pool (TASB) and TexPool, the independent sources of instruction (TASB, TASB) and Patterson & Associates) for investment responsibilities.

OTHER REVENUES
INVESTMENTS

CDA
(LOCAL)

INVESTMENT
AUTHORITY

The Superintendent or other person designated by Board resolution shall serve as the investment officer of the District and shall invest District funds as directed by the Board and in accordance with the District's written investment policy and generally accepted accounting procedures. All investment transactions except investment pool funds and mutual funds shall be executed on a delivery versus payment basis.

APPROVED
INVESTMENT
INSTRUMENTS

From those investments authorized by law and described further in CDA(LEGAL), the Board shall permit investment of District funds in only the following investment types, consistent with the strategies and maturities defined in this policy:

1. Obligations of, or guaranteed by, governmental entities as permitted by Government Code 2256.009.
2. Certificates of deposit and share certificates as permitted by Government Code 2256.010.
3. Fully collateralized repurchase agreements permitted by Government Code 2256.011.
4. A securities lending program as permitted by Government Code 2256.0115.
5. Banker's acceptances as permitted by Government Code 2256.012.
6. Commercial paper as permitted by Government Code 2256.013.
7. No-load money market mutual funds and no-load mutual funds as permitted by Government Code 2256.014.
8. A guaranteed investment contract as an investment vehicle for bond proceeds, provided it meets the criteria and eligibility requirements established by Government Code 2256.015.
9. Public funds investment pools as permitted by Government Code 2256.016.

SAFETY AND
INVESTMENT
MANAGEMENT

The main goal of the investment program is to ensure its safety and maximize financial returns within current market conditions in accordance with this policy. Investments shall be made in a manner that ensures the preservation of capital in the overall portfolio, and offsets during a 12-month period any market price losses resulting from interest-rate fluctuations by income received from the balance of the portfolio. No individual investment transaction shall be undertaken that jeopardizes the total capital position of the overall portfolio.

OTHER REVENUES
INVESTMENTS

CDA
(LOCAL)

LIQUIDITY AND
MATURITY

Any internally created pool fund group of the District shall have a maximum dollar weighted maturity of 180 days. The maximum allowable stated maturity of any other individual investment owned by the District shall not exceed one year from the time of purchase. The Board may specifically authorize a longer maturity for a given investment, within legal limits.

The District's investment portfolio shall have sufficient liquidity to meet anticipated cash flow requirements.

DIVERSITY

The investment portfolio shall be diversified in terms of investment instruments, maturity scheduling, and financial institutions to reduce risk of loss resulting from overconcentration of assets in a specific class of investments, specific maturity, or specific issuer.

MONITORING MARKET
PRICES

The investment officer shall monitor the investment portfolio and shall keep the Board informed of significant declines in the market value of the District's investment portfolio. Information sources may include financial/investment publications and electronic media, available software for tracking investments, depository banks, commercial or investment banks, financial advisors, and representatives/advisors of investment pools or money market funds. Monitoring shall be done at least quarterly, as required by law, and more often as economic conditions warrant by using appropriate reports, indices, or benchmarks for the type of investment.

MONITORING RATING
CHANGES

In accordance with Government Code 2256.005(b), the investment officer shall develop a procedure to monitor changes in investment ratings and to liquidate investments that do not maintain satisfactory ratings.

FUNDS / STRATEGIES

Investments of the following fund categories shall be consistent with this policy and in accordance with the strategy defined below.

OPERATING FUNDS

Investment strategies for operating funds (including any commingled pools containing operating funds) shall have as their primary objectives safety, investment liquidity, and maturity sufficient to meet anticipated cash flow requirements.

AGENCY FUNDS

Investment strategies for agency funds shall have as their objectives safety, investment liquidity, and maturity sufficient to meet anticipated cash flow requirements.

DEBT SERVICE
FUNDS

Investment strategies for debt service funds shall have as their objective sufficient investment liquidity to timely meet debt service payment obligations in accordance with provisions in the bond documents. Maturities longer than one year are authorized provided legal limits are not exceeded.

OTHER REVENUES
INVESTMENTS

CDA
(LOCAL)

CAPITAL PROJECTS	Investment strategies for capital project funds shall have as their objective sufficient investment liquidity to timely meet capital project obligations. Maturities longer than one year are authorized provided legal limits are not exceeded.
SAFEKEEPING AND CUSTODY	The District shall retain clearly marked receipts providing proof of the District's ownership. The District may delegate, however, to an investment pool the authority to hold legal title as custodian of investments purchased with District funds by the investment pool.
BROKERS / DEALERS	Prior to handling investments on behalf of the District, brokers/dealers must submit required written documents in accordance with law. [See SELLERS OF INVESTMENTS, CDA(LEGAL)] Representatives of brokers/dealers shall be registered with the Texas State Securities Board and must have membership in the Securities Investor Protection Corporation (SIPC), and be in good standing with the Financial Industry Regulatory Authority (FINRA).
SOLICITING BIDS FOR CD'S	In order to get the best return on its investments, the District may solicit bids for certificates of deposit in writing, by telephone, or electronically, or by a combination of these methods.
INTEREST RATE RISK	<p>To reduce exposure to changes in interest rates that could adversely affect the value of investments, the District shall use final and weighted-average-maturity limits and diversification.</p> <p>The District shall monitor interest rate risk using weighted average maturity and specific identification.</p>
INTERNAL CONTROLS	<p>A system of internal controls shall be established and documented in writing and must include specific procedures designating who has authority to withdraw funds. Also, they shall be designed to protect against losses of public funds arising from fraud, employee error, misrepresentation by third parties, unanticipated changes in financial markets, or imprudent actions by employees and officers of the District. Controls deemed most important shall include:</p> <ol style="list-style-type: none">1. Separation of transaction authority from accounting and recordkeeping and electronic transfer of funds.2. Avoidance of collusion.3. Custodial safekeeping.4. Clear delegation of authority.5. Written confirmation of telephone transactions.6. Documentation of dealer questionnaires, quotations and bids, evaluations, transactions, and rationale.7. Avoidance of bearer-form securities.

Port Aransas ISD
178908

OTHER REVENUES
INVESTMENTS

CDA
(LOCAL)

These controls shall be reviewed by the District's independent auditing firm.

DISCUSSION AND/OR ACTION ITEMS
Financial Audit Report

Action Item:

Each year, the district contracts with an external audit firm for the purpose of auditing the district's financial operations and procedures. The district has used the firm of Gowland, Streatly, Morales & Company to conduct the audit for the fiscal year ending August 31, 2013. **The audit committee, (three trustees), will meet on November 14, 2013 at 5:00 p.m. to hear the report. The committee will convene in the Superintendent's office.**

The Audit Report will be printed early next week. At that time an electric copy will be e-mailed to the board for review before the audit committee and board meetings.

RATIONALE: CFC (Legal)

BUDGET: No Financial Impact

RECOMMENDATION: The Superintendent recommends that the Board hear information reported to the audit review committee and approve the annual financial audit.

DISCUSSION AND/OR ACTION ITEMS
District Improvement and Campus Improvement Plans

Action Item:

Texas Education Code 11.251(a) and PAISD Board Policy BQ LEGAL state that “the Board shall ensure that a District improvement plan and improvement plans for each campus are developed, reviewed, and revised annually for the purpose of improving the performance of all students. The Board shall annually approve District and campus performance objectives and shall ensure that the district and campus plans:

1. Are mutually supportive to accomplish the identified objectives, and
2. At a minimum, support the state goals and objectives under Education Code Chapter 4.”

Rationale: TEC 11.251(a) and PAISD Policy BQ LEGAL

Budget: Coordinated use of local, state and federal funds to support the implementation of these plans.

Recommendation: That the Board approve the Performance Objectives of the District Improvement Plan and Campus Improvement Plans for 2013-2014.

**NUECES COUNTY APPRAISAL DISTRICT
BOARD OF DIRECTORS BALLOT**

ACTION ITEM:

The term of the PAISD Place 6 representative on the NCAD Board of Directors will expire on December 31, 2013. Place 6 represents PAISD and 7 other cities and school districts and a vote from these entities will elect our next representative.

Attached is the ballot for the Trustees of PAISD to cast their vote. This ballot must be submitted to the NCAD by November 15, 2013.

Rationale: Each taxing entity must have representation on the NCAD Board of Directors.

Budget: N/A

Recommendation: That the Board vote for Place 6 on the Nueces County Appraisal District Board.



Nueces County Appraisal District
201 N. Chaparral, Ste. 206
Corpus Christi, Texas 78401-2503

Ramiro "Ronnie" Canales
Nueces County Chief Appraiser

Direct: (361) 879-0766
Cell: (361) 765-1190
Fax: (361) 887-6138
rcanales@nuecescad.net

October 24, 2013

Port Aransas ISD
Dr. Sharon Doughty, Superintendent
100 Station Street
Port Aransas, TX 78373

Dear Dr. Doughty,

The purpose of this letter is to inform you that Gregory H. Smith, one of the candidates under consideration to serve in Place 6 on the Board of Directors at the Nueces County Appraisal District, has been appointed to that board by the Nueces County Judge and Nueces County Commissioner's Court to represent the County.

Due to this appointment, he is no longer a viable candidate for consideration, and his name should be removed from consideration accordingly.

The remaining nominees for Place 6 are as follows:

Nominee	Nominating Entity
Kim Johnson	Tuloso-Midway ISD
Liz Gutierrez	West Oso ISD

Please direct any questions on the ballot or list of candidates to Sandra Garcia, Manager of Administration, at 361-881-9978 ext. 4214.

Sincerely,

A handwritten signature in black ink, appearing to be "Ronnie Canales", written over a horizontal line.

Ramiro "Ronnie" Canales
Chief Appraiser

BALLOT FOR PLACE 6, BOARD OF DIRECTORS
NUECES COUNTY APPRAISAL DISTRICT
REGULAR TERM 2014-2015

RESOLUTION

BE IT RESOLVED, by vote of the Governing Body of the Port Aransas ISD that our eligible votes are cast as indicated below for Place 6, Board of Directors Nueces County Appraisal District.

Liz Gutierrez _____

Kim Johnson _____

Gregory H. Smith _____

Signed:

Presiding Officer: _____ Date: _____

Secretary: _____ Date: _____

Votes eligible to be cast:

<u>Name of Voting Entity</u>	<u>Votes</u>
Aransas Pass ISD	14
City of Aransas Pass	6
Calallen ISD	1,618
Flour Bluff ISD	2,567
City of Port Aransas	486
Port Aransas ISD	1,813
Tuloso-Midway ISD	2,620
West Oso ISD	878

Mail or deliver on or before November 15, 2013 to:

Ramiro "Ronnie" Canales
Nueces County Appraisal District
201 N Chaparral St. Suite 206
Corpus Christi, TX 78401

CLOSED SESSION

VII. CLOSED SESSION

The Board will adjourn to Closed Session in accordance with the Texas Open Meetings Act, Texas Government Code 551.071 thru 551.083 to consider the following:

A. Personnel: Appointment, Employment, Evaluation, Reassignment, Duties, Discipline, Dismissal of Food Service Employee(s) and Counselor(s)

RETURN TO OPEN SESSION

VIII. RETURN TO OPEN MEETING

The Board will reconvene in Open Session in accordance with the Texas Open Meeting Act, Texas Government Code, 551.071 thru 551.083 to consider the following:

- A. Personnel: Appointment, Employment, Evaluation, Reassignment, Duties, Discipline, Dismissal of Food Service Employee(s) and Counselor(s).

No Action taken.

ADJOURNMENT

Action Item

There being no further business the board will adjourn.