

**Bedford County Board of Education Budget and Building Program Study Session**

May 11, 2020 5:00 PM

Central Office Board Room

- I. 2020-21 BUDGET
- II. BUILDING PROGRAM

---

Chairperson

---

Superintendent

**BEDFORD COUNTY DEPARTMENT OF EDUCATION**

**BUDGET  
2020-21**

**GENERAL PURPOSE SCHOOL FUND 141  
CHILD NUTRITION FUND 143  
SCHOOL AGE CARE PROGRAM FUND 146**

**Mr. Don Embry, Superintendent  
Mr. Glenn Forsee, Chairman  
Mr. Robert Daniel, Bedford County Director of Finance**

**BEDFORD COUNTY DEPARTMENT OF EDUCATION  
141 GENERAL PURPOSE SCHOOL FUND BUDGET  
AVAILABLE FUNDS AND EXPENDITURES (APPROPRIATIONS) FOR THE YEAR BEGINNING JULY 1, 2020**

5/11/2020 8:14 AM 2020-21 GPS - Budget - v1

ACCOUNT NO.	ESTIMATED REVENUES AND OTHER SOURCES	Audited 2016-17	Audited 2017-18	Audited 2018-19	Amended 2019-20	Estimated 2020-21	Increases (Decreases)
1							
2	<b>ESTIMATED REVENUES AND OTHER SOURCES</b>						
3	40000 Local Taxes	11,622,771	11,949,432	12,388,869	12,576,970	12,576,970	-
4	41000 Licenses & Permits	2,500	2,328	2,366	3,000	3,000	-
5	43000 Charges for Current Services	138,012	126,407	127,320	122,440	123,000	560
6	44000 Other Local Revenues	126,914	138,368	176,271	180,186	139,000	(41,186)
7	46500 State Education Funds	47,169,053	49,254,968	52,597,562	53,622,199	53,494,196	(128,003)
8	48800 Other State Revenues	4,660	4,250	5,764	4,795	-	(4,795)
9	47100 Federal Funds Received Thru State	313,466	299,735	146,389	-	-	-
10	47600 Direct Federal Revenues	16,649	-	-	-	-	-
11	49000 Other Sources	-	163,261	-	18,431	8,000	(10,431)
12							
13	14100 <b>TOTAL ESTIMATED REVENUES &amp; OTHER SOURCES</b>	<b>59,383,028</b>	<b>61,938,769</b>	<b>65,444,511</b>	<b>66,528,021</b>	<b>66,344,168</b>	<b>(183,855)</b>
14							
15							
16							
17	<b>RESERVES AND/OR FUND BALANCE</b>						
18	Committed Fund Balance	483,315	483,315	483,315	8,716,293	8,916,293	200,000
19	Adjustments	-	-	-	-	725,000	725,000
20	30000 Unassigned Fund Balance	14,859,600	18,263,409	22,163,235	15,019,216	7,555,742	(7,463,474)
21	Assigned Fund Balance	-	-	-	-	-	-
22	Restricted Fund Balance	-	-	-	146,039	146,039	-
23	<b>TOTAL RESERVES AND/OR FUND BALANCES</b>	<b>15,042,915</b>	<b>18,746,724</b>	<b>22,646,550</b>	<b>23,881,548</b>	<b>17,343,074</b>	<b>(6,538,474)</b>
24							
25							
26	<b>TOTAL AVAILABLE FUNDS</b>	<b>74,425,940</b>	<b>80,685,493</b>	<b>88,091,061</b>	<b>90,409,569</b>	<b>83,687,240</b>	<b>(6,722,329)</b>
27							
28							
29							
30							
31							
32							
33							
34							
35							
36							
37							
38							
39							
40							

**Certified  
Retirement Rate  
2018-19  
0.1046**

**Classified  
Retirement Rate  
2018-19  
0.0445**

**Social Security  
2018-19  
0.062**

**Medicare  
2018-19  
0.0145**

**Est. Unused Appropriations from prior yr**

Draft

**BEDFORD COUNTY DEPARTMENT OF EDUCATION  
 141 GENERAL PURPOSE SCHOOL FUND BUDGET  
 AVAILABLE FUNDS AND EXPENDITURES (APPROPRIATIONS) FOR THE YEAR BEGINNING JULY 1, 2018**

5/11/2020 8:14 AM 2020-21 GPS - Budget - v1

ACCOUNT NO.	EXPENDITURES AND OTHER USES	Audited 2016-17	Audited 2017-18	Audited 2018-19	Amended 2019-20	Estimated 2020-21	Increases (Decreases)	
1	EXPENDITURES (APPROPRIATIONS)							1
2	Instruction							2
3	71100 Regular Instruction Program.....	29,683,852	31,061,882	33,961,902	37,017,267	38,233,617	1,216,350	3
4	71150 Alternative Instruction Program.....	502,874	572,284	731,228	563,633	896,038	332,405	4
5	71200 Special Education Program.....	3,023,957	3,182,006	3,353,144	3,561,064	3,793,287	232,223	5
6	71300 Career and Technical Education Program.....	1,153,094	1,370,767	1,313,211	1,459,476	1,566,778	107,302	6
7	Support Services							7
8	72110 Attendance.....	93,328	99,242	106,613	127,620	118,507	(9,113)	8
9	72120 Health Services.....	494,708	523,148	552,728	623,321	619,001	(4,320)	9
10	72130 Other Student Support.....	1,224,585	1,329,611	1,441,054	2,003,935	1,767,123	(236,812)	10
11	72210 Regular Instruction Program.....	1,586,921	1,739,880	1,669,604	1,740,080	1,759,410	19,330	11
12	72220 Special Education Program.....	435,289	395,264	408,966	454,433	455,948	1,515	12
13	72230 Career and Technical Education Program.....	24,771	25,876	28,122	28,552	30,200	1,648	13
14	72250 Technology.....	1,030,290	1,182,749	1,735,279	1,478,884	1,542,176	63,292	14
15	72290 Other Programs.....	135,424	135,424	123,948	-	-	-	15
16	72310 Board of Education.....	1,926,476	1,044,181	913,651	944,205	939,336	(4,869)	16
17	72320 Office of Superintendent.....	335,402	351,656	394,401	765,761	757,774	(7,987)	17
18	72410 Office of Principal.....	3,450,708	3,489,139	3,702,948	4,060,969	4,119,186	58,218	18
19	72520 Human Services.....	152,544	170,819	210,474	270,568	272,952	2,384	19
20	72610 Operation of Plant.....	4,660,262	5,000,645	5,544,370	6,235,941	6,527,887	291,946	20
21	72620 Maintenance of Plant.....	1,554,899	1,734,462	2,021,900	2,380,041	2,488,127	108,086	21
22	72710 Transportation.....	2,607,809	2,863,875	3,241,684	4,082,000	3,954,260	(127,740)	22
23								23
24								24
25								25
26								26
27								27
28								28
29								29
30								30
31								31
32								32
33								33
34								34

Draft

**BEDFORD COUNTY DEPARTMENT OF EDUCATION  
141 GENERAL PURPOSE SCHOOL FUND BUDGET  
AVAILABLE FUNDS AND EXPENDITURES (APPROPRIATIONS) FOR THE YEAR BEGINNING JULY 1, 2018**

5/11/2020 8:14 AM 2020-21 GPS - Budget - v1

ACCOUNT NO.	EXPENDITURES AND OTHER USES	Audited 2016-17	Audited 2017-18	Audited 2018-19	Amended 2019-20	Estimated 2020-21	Increases (Decreases)
1	<b>EXPENDITURES (APPROPRIATIONS)</b>						
2	Operation of Non-Instructional Services						
3	73100 Food Service .....	63,566	43,108	42,645	55,108	55,027	(81)
4	73300 Community Services .....	325,759	178,215	211,777	226,750	226,750	-
5	73400 Early Childhood Education .....	493,974	409,047	519,970	727,666	583,466	(144,200)
6	76100 Regular Capital Outlay .....	820,624	1,144,564	1,979,896	4,941,717	1,708,915	(3,232,802)
7	99000 Other Uses (Transfers) .....	-	-	-	42,505	42,505	-
8							
9	<b>TOTAL EXPENDITURES</b>	<b>55,679,216</b>	<b>59,038,943</b>	<b>64,209,513</b>	<b>73,791,495</b>	<b>72,458,271</b>	<b>(1,333,224)</b>
10							
11	39000 Ending Fund Balances .....	18,745,724	22,645,850	23,881,548	16,618,074	11,228,969	(7,263,474)
12							
13	Less: Committed Fund Balance	483,315	483,315	8,716,293	8,916,293	8,916,293	200,000
14	Restricted Fund Balance	-	-	146,039	146,039	146,039	-
15	Assigned Fund Balance	-	-	-	-	-	-
16							
17	<b>Adjusted Ending Unassigned Fund Balance</b>	<b>16,263,409</b>	<b>22,163,235</b>	<b>15,019,216</b>	<b>7,555,742</b>	<b>2,166,637</b>	<b>(5,389,105)</b>
18							
19	Required 3% Fund Balance (less Capital Outlay)	1,645,758	1,706,831	1,886,889	2,065,493	2,122,481	56,987
20							
21	Amount In Excess of 3%	16,617,651	20,456,404	13,152,327	6,490,249	44,156	(5,448,092)
22							
23							
24							
25							
26							
27							
28							
29							
30							
31							
32							
33							
34							
35							
36							
37							
38							
39							
40							

Draft

**BEDFORD COUNTY DEPARTMENT OF EDUCATION  
141 GENERAL PURPOSE SCHOOL FUND BUDGET  
REVENUES AND OTHER SOURCES**

5/11/2020 8:14 AM 2020-21 GPS - Budget - v1

ACCOUNT NO.	REVENUES	Audited 2016-17	Audited 2017-18	Audited 2018-19	Amended 2019-20	Estimated 2020-21	Increases (Decreases)
	Tax Rate	0.97	0.97	0.97	0.97	0.97	
1	40000 Local Taxes \$ .01 on Tax Rate	80,000	83,000	87,500	90,000	90,000	- 1
2	40100 County Property Taxes						2
3	40110 Current Property Tax .....	8,346,021	8,560,582	8,733,743	8,730,000	8,730,000	- 3
4	40115 Discount on Property Taxes .....	-	-	-	-	-	- 4
5	40120 Trustee's Collections - Prior Year .....	227,396	219,835	291,756	300,000	300,000	- 5
6	40130 Circuit Clk./Clk. & Master Coll. - Prior Yr .....	120,315	105,052	110,306	225,000	225,000	- 6
7	40140 Interest & Penalty .....	43,628	44,481	54,031	50,000	50,000	- 7
8	40150 Pick-up Taxes .....	-	-	-	-	-	- 8
9	40161 Payments in Lieu of Taxes - T.V.A. ....	310,199	307,656	325,652	350,604	350,604	- 9
10	40162 Payments in Lieu of Taxes - Local Utilities .....	61,097	59,228	54,968	69,000	59,000	- 10
11	40163 Payments in Lieu of Taxes - Other .....	120,719	149,060	95,519	90,000	90,000	- 11
12	40200 County Local Option Taxes						- 12
13	40210 Local Option Sales Tax .....	2,366,631	2,478,318	2,699,247	2,766,366	2,766,366	- 13
14	40220 Hotel/Motel Tax .....	-	-	-	-	-	- 14
15	40230 Local Amusement Tax .....	-	-	-	-	-	- 15
16	40240 Wheel Tax .....	-	-	-	-	-	- 16
17	40270 Business Tax .....	-	-	-	-	-	- 17
18	40275 Mixed Drink Tax .....	25,113	25,232	23,648	2,800	2,800	- 18
19	40290 Other County Local Option Tax .....	-	-	-	-	-	- 19
20	40300 Statutory Local Taxes						- 20
21	40320 Bank Excise Tax .....	-	-	-	-	-	- 21
22	40330 Wholesale Beer Tax .....	-	-	-	-	-	- 22
23	40340 Coal Severance Tax .....	-	-	-	-	-	- 23
24	40350 Interstate Telecommunications Tax .....	3,752	-	-	-	-	- 24
25	40390 Other Statutory Local Taxes .....	-	-	-	3,200	3,200	- 25
26							26
27	40100 Total County Taxes	11,622,771	11,949,432	12,588,859	12,576,970	12,576,970	- 27
28							28
29							29
30							30
31							31
32							32
33							33
34							34
35							35
36							36
37							37
38							38
39							39
40							40
41							41

Draft

**BEDFORD COUNTY DEPARTMENT OF EDUCATION  
141 GENERAL PURPOSE SCHOOL FUND BUDGET  
REVENUES AND OTHER SOURCES**

5/11/2020 8:14 AM 2020-21 GPS - Budget - v1

ACCOUNT NO.	REVENUES	Audited 2016-17	Audited 2017-18	Audited 2018-19	Amended 2019-20	Estimated 2020-21	Increases (Decreases)
1	41000 Licenses and Permits						1
2	41100 Licenses						2
3	41110 Marriage Licenses.....	2,500	2,328	2,366	3,000	3,000	- 3
4	41150 Mobile Home Licenses.....	-	-	-	-	-	- 4
5	41590 Other Permits.....	-	-	-	-	-	- 5
6							6
7	41000 Total Licenses and Permits	2,500	2,328	2,366	3,000	3,000	- 7
8							8
9	43000 Charges for Current Services						9
10	43350 Copy Fees	45	-	-	-	-	- 10
11	43500 Education Charges						11
12	43511 Tuition - Regular Day Students.....	-	-	-	-	-	- 12
13	43512 Tuition - Adult Education.....	-	-	-	-	-	- 13
14	43513 Tuition - Summer School.....	1,640	1,520	1,536	-	-	- 14
15	43515 Tuition - Other State Systems.....	-	-	-	-	-	- 15
16	43516 Tuition - Out of State Systems.....	-	-	-	-	-	- 16
17	43517 Tuition - Other.....	-	-	-	-	-	- 17
18	43521 Lunch Payments - Children.....	-	-	-	-	-	- 18
19	43522 Lunch Payments - Adults.....	-	-	-	-	-	- 19
20	43523 Income from Breakfast.....	-	-	-	-	-	- 20
21	43524 Special Milk Sales.....	-	-	-	-	-	- 21
22	43525 Ala Carte Sales.....	-	-	-	-	-	- 22
23	43531 Transportation Other State Systems.....	-	-	-	-	-	- 23
24	43532 Transportation Out-of-State Systems.....	-	-	-	-	-	- 24
25	43541 Contract for Adm. Services With Other LEA's.....	-	-	-	-	-	- 25
26	43551 School Based Health Services (FFS).....	-	-	-	-	-	- 26
27	43542 Contract for Inst. Services With Other LEA's.....	-	-	-	-	-	- 27
28	43570 Receipts from Individual Schools.....	133,477	122,873	123,384	122,440	123,000	560 28
29	43581 Community Service Fees - Children (Day Care).....	-	-	-	-	-	- 29
30	43582 Community Service Fees - Adults.....	-	-	-	-	-	- 30
31	43990 Other Charges for Services.....	2,650	2,014	2,400	-	-	- 31
32							32
33	43000 Total Charges for Current Services	138,012	126,407	127,320	122,440	123,000	560 33
34							34
35							35
36							36
37							37
38							38
39							39
40							40

Draft

**BEDFORD COUNTY DEPARTMENT OF EDUCATION  
141 GENERAL PURPOSE SCHOOL FUND BUDGET  
REVENUES AND OTHER SOURCES**

5/11/2020 8:14 AM 2020-21 GPS - Budget - v1

ACCOUNT NO.	REVENUES	Audited 2016-17	Audited 2017-18	Audited 2018-19	Amended 2019-20	Estimated 2020-21	Increases (Decreases)
1	44000						
	Other Local Revenues						
2	44100						
	Recurring Items						
3	44110						
	Interest Earned.....			7,888			-
4	44120						
	Lease/Rentals.....	9,800	10,750	12,900	4,000	4,000	-
5	44130						
	Sale of Materials & Supplies.....	-	2,634	1,590	495	-	(495)
6	44146						
	E-Rate Funding.....	-	-	-	-	-	-
7	44160						
	Retirees' Insurance Payments.....	-	-	-	-	-	-
8	44170						
	Miscellaneous Refunds.....	96,020	112,256	123,353	129,562	125,000	(4,562)
9							
10	44500						
	Nonrecurring Items						
11	44510						
	Accrued Interest on Debt Issues.....	-	-	-	-	-	-
12	44520						
	Insurance Recovery.....	-	-	-	-	-	-
13	44530						
	Sale of Equipment.....	14,216	3,243	26,457	5,000	5,000	-
14	44540						
	Sale of Property.....	-	-	-	-	-	-
15	44550						
	Resale of Materials - T & I House.....	-	-	-	-	-	-
16	44560						
	Damages Recovered from Individuals.....	132	272	15	33	-	(33)
17	44570						
	Contributions & Gifts.....	6,746	9,213	3,968	41,096	5,000	(36,096)
18	44990						
	Other Local Revenue.....	-	-	-	-	-	-
19							
20	44000						
	Total Other Local Revenues	126,914	138,368	176,271	180,186	139,000	(41,186)
21							
22							
23							
24							
25							
26							
27							
28							
29							
30							
31							
32							
33							
34							
35							
36							
37							
38							
39							
40							

Draft

**BEDFORD COUNTY DEPARTMENT OF EDUCATION  
141 GENERAL PURPOSE SCHOOL FUND BUDGET  
REVENUES AND OTHER SOURCES**

5/11/2020 8:14 AM 2020-21 GPS - Budget - v1

ACCOUNT NO.	REVENUES	Audited 2016-17	Audited 2017-18	Audited 2018-19	Amended 2019-20	Estimated 2020-21	Increases (Decreases)
1	46000						
2							
3							
4	46500						
5	46511						
6							
7	46515						
8	46520						
9	46530						
10	46550						
11	46570						
12	46590						
13	46591						
14	46592						
15	46610						
16	46611						
17	46612						
18	46615						
19	46720						
20	46750						
21	46760						
22	46790						
23							
24	46500						
25							
26	46800						
27	46820						
28	46830						
29	46850						
30	46851						
31	46980						
32	46981						
33	46990						
34							
35	46800						
36							
37							
38							
39							
40							

per April Estimate

PreK Grant  
Based on 18-19 reimbursement

LEAPS \$226,750/CSH \$82,000

????

Draft

**BEDFORD COUNTY DEPARTMENT OF EDUCATION  
141 GENERAL PURPOSE SCHOOL FUND BUDGET  
REVENUES AND OTHER SOURCES**

5/11/2020 8:14 AM 2020-21 GPS - Budget - v1

ACCOUNT NO.	REVENUES	Audited 2016-17	Audited 2017-18	Audited 2018-19	Amended 2019-20	Estimated 2020-21	Increases (Decreases)
1	47000						
	Federal Government						
2	47100						
	Federal through State						
3	47111						
	Section 4 - Lunch						
4	47112						
	Section 11 - Lunch						
5	47113						
	Breakfast						
6	47114						
	USDA - Other	12,278		13,409			
7	47120						
	Adult Basic Education						
8	47131						
	Vocational Program Improvement						
9	47132						
	Vocational Consumer and Homemaking						
10	47133						
	Vocational Sex Bias						
11	47134						
	Vocational Displaced Homemakers						
12	47135						
	Community Based Organizations						
13	47139						
	Other Vocational						
14	47141						
	ESEA Title I						
15	47142						
	ESEA Title VI						
16	47143						
	Education of the Handicapped Act - IDEA						
17	47144						
	Education Edge						
18	47147						
	Special Education - Grants to States						
19	47190						
	Title XX						
20	47210						
	Job Training Partnership Act						
21	47590						
	Other Federal Through State	301,188	299,735	132,950			
22							
23	47100						
	Total Federal Through State	313,466	299,735	146,359			
24							
25							
26	47600						
	Direct Federal Revenues						
27	47630						
	Public Law 874 - Maintenance & Operation						
28	47640						
	ROTC Reimbursement						
29	47650						
	Energy Grant						
30	47670						
	Title VII - Bilingual Education						
31	47990						
	Other Direct Federal Revenues	15,649					
32							
33	47600						
	Total Direct Federal Government	15,649					
34							
35	47000						
	TOTAL OPERATING REVENUES	59,383,025	61,775,488	65,444,511	66,509,590	66,336,166	(173,424)
36							
37							
38							
39							
40							

Draft

**BEDFORD COUNTY DEPARTMENT OF EDUCATION  
141 GENERAL PURPOSE SCHOOL FUND BUDGET  
REVENUES AND OTHER SOURCES**

5/11/2020 8:14 AM 2020-21 GPS - Budget - v1

ACCOUNT NO.	REVENUES	Audited 2016-17	Audited 2017-18	Audited 2018-19	Amended 2019-20	Estimated 2020-21	Increases (Decreases)
1	49000						
	Other Sources						
2	49100						
	Bond Proceeds.....	-	-	-	-	-	-
3	49200						
	Note Proceeds.....	-	-	-	-	-	-
4	49300						
	Proceeds from Capitalized Lease Obligations.....	-	-	-	-	-	-
5	49400						
	Proceeds of Refunding Bonds.....	-	-	-	-	-	-
6	49700				10,431		(10,431)
	Insurance Recovery.....	-	-	-	10,431	-	(10,431)
7	49800		23,281		8,000	8,000	
	Operating Transfers.....	-	23,281	-	8,000	8,000	
8	49810						
	City General Fund Transfers.....	-	-	-	-	-	-
9	49900						
	Residual Equity Transfers.....	-	-	-	-	-	-
10			140,000				
			140,000				
11							
12	49000		163,281		18,431	8,000	(10,431)
	Total Other Sources		163,281		18,431	8,000	(10,431)
13							
14							
15	14100	59,383,025	61,938,769	65,444,511	66,528,021	66,344,166	(183,855)
	TOTAL REVENUES AND OTHER SOURCES	59,383,025	61,938,769	65,444,511	66,528,021	66,344,166	(183,855)
16							
17							
18							
19							
20							
21							
22							
23							
24							
25							
26							
27							
28							
29							
30							
31							
32							
33							
34							
35							
36							
37							
38							
39							
40							

Draft

**BEDFORD COUNTY DEPARTMENT OF EDUCATION  
141 GENERAL PURPOSE SCHOOL FUND BUDGET  
EXPENDITURES AND OTHER USES**

5/11/2020 8:14 AM 2020-21 GPS - Budget - v1

ACCOUNT NO.	EXPENDITURES	Audited 2016-17	Audited 2017-18	Audited 2018-19	Amended 2019-20	Estimated 2020-21	Increases (Decreases)
1	INSTRUCTION - 71000						1
2	REGULAR INSTRUCTION PROGRAM (71100)						2
3							3
4	71100 116 Teachers.....	20,575,711	21,613,742	22,363,974	24,339,959	24,500,337	160,378
5	71100 117 Career Ladder Program.....	95,340	91,997	81,740	82,550	73,000	(9,550)
6	71100 119 Accountants/Bookkeepers.....	-	-	-	-	-	-
6	71100 127 Career Ladder Extended Contracts.....	5,687	-	-	-	-	-
7	71100 128 Homebound Teachers.....	17,057	34,114	34,114	49,282	46,948	(2,334)
8	71100 140 Salary Supplements.....	19,330	31,879	60,345	6,454	-	(6,454)
9	71100 162 Clerical Personnel.....	64,531	69,508	72,327	78,745	77,018	1,273
10	71100 163 Educational Assistants.....	919,863	984,935	1,040,376	1,136,727	1,162,714	25,987
11	71100 189 Other Salaries & Wages.....	65,375	67,271	68,681	119,137	125,177	6,040
12	71100 195 Substitute Teachers.....	84,321	550	69,774	-	-	-
13	71100 201 Social Security.....	1,270,733	1,309,070	1,381,198	1,598,828	1,611,082	12,254
14	71100 204 Pensions.....	1,905,161	2,001,299	2,155,102	2,617,147	2,636,020	18,873
15	71100 206 Life Insurance.....	11,371	17,516	18,038	8,770	8,770	-
16	71100 207 Medical Insurance.....	3,137,421	3,318,941	3,964,575	4,376,068	4,440,968	64,900
17	71100 208 Dental Insurance.....	-	-	-	-	-	-
18	71100 210 Unemployment Compensation.....	25,797	8,550	16,593	39,000	39,000	-
19	71100 212 Employer Medicare.....	300,131	308,590	326,737	373,921	376,785	2,864
20	71100 299 Other Fringe Benefits.....	-	-	-	-	-	-
21	71100 336 Maintenance & Repair Services - Equipment.....	11,303	8,624	6,979	23,254	14,335	(8,918)
22	71100 355 Travel.....	6,085	9,911	8,718	15,040	15,040	-
23	71100 356 Tuition.....	-	-	-	-	-	-
24	71100 399 Other Contracted Services.....	337,924	425,178	419,824	473,366	466,089	(7,277)
25	71100 429 Instructional Supplies & Materials.....	308,401	361,017	303,756	291,218	304,467	13,249
26	71100 449 Textbooks.....	294,358	140,798	49,877	500,200	1,445,167	944,967
27	71100 471 Software.....	-	-	78,392	181,930	181,930	-
28	71100 499 Other Supplies & Materials.....	3,040	1,801	1,866	4,782	4,000	(782)
29	71100 524 In-Service Staff Development.....	3,957	10,318	27,858	-	33,000	33,000
30	71100 599 Other Charges.....	107,098	105,652	397,716	9,475	4,680	(4,795)
31	71100 709 Data Processing Equipment.....	-	-	-	98,900	98,900	-
32	71100 718 Motor Vehicles.....	-	-	-	-	-	-
33	71100 722 Regular Instruction Equipment.....	114,857	139,521	1,013,342	595,514	568,189	(27,325)
34	71100 799 Other Capital Outlay.....	-	-	-	-	-	-
35							35
36	71100 TOTAL EXPEND. FOR REGULAR INSTR. PROGRAM	29,683,852	31,061,882	33,961,902	37,017,267	38,233,517	1,216,350
37							37
38							38
39							39
40							40

**Inc Sal Index + 20K Deg & Ret. Changes + 10k att bonus + 32K Diff Pay + 3k PRAXIS  
Per Prior year Actual Amounts**

**Salary Index Rollover**

**Salary Index Rollover**

**Paid Sick Leave**

**Reclassified to Other Contracted Services**

**Increase in Fixed Costs**

**Increase in Fixed Costs**

**Increase in Fixed Costs**

**Increase in Fixed Costs**

**See School Allocations**

**\$18,000 Homebound + \$ 4,600 less 7,460 reduction**

**Substitutes + \$30,000 Homebound**

**See School Allocations**

**\$289,167 Moved from Technology 72250-709 + \$656,000 unused Cap Outlay 2019-20**

**Student Laptops and software**

**PreK \$1,680 + Praxis \$3,000**

**Instructional Software**

**113189.0032**

**School Allocations + 130,000 +325,000**

**BEDFORD COUNTY DEPARTMENT OF EDUCATION  
141 GENERAL PURPOSE SCHOOL FUND BUDGET  
EXPENDITURES AND OTHER USES**

5/11/2020 8:14 AM 2020-21 GPS - Budget - v1

ACCOUNT NO.	EXPENDITURES	Audited 2016-17	Audited 2017-18	Audited 2018-19	Amended 2019-20	Estimated 2020-21	Increases (Decreases)
1	INSTRUCTION - 71000						1
2	ALTERNATIVE INSTRUCTION PROGRAM (71150)						2
3	71150 116 Teachers .....	270,340	318,661	408,423	354,661	537,062	182,401
4	71150 117 Career Ladder Program .....	-	-	-	1,000	1,000	-
5	71150 127 Career Ladder Extended Contracts .....	-	-	-	-	-	-
6	71150 130 Social Workers .....	93,123	96,699	100,898	-	68,028	68,028
7	71150 162 Clerical Personnel .....	16,904	18,274	19,190	18,723	18,291	568
8	71150 163 Educational Assistants .....	15,120	16,030	27,871	49,282	50,089	807
9	71150 189 Other Salaries & Wages .....	1,730	2,131	1,632	2,902	2,903	61
10	71150 195 Certified Substitute Teachers .....	-	-	-	-	-	-
11	71150 198 Non-certified Substitute Teachers .....	-	-	-	-	-	-
12	71150 201 Social Security .....	23,289	26,084	33,001	26,447	42,063	15,616
13	71150 204 Pensions .....	33,363	37,697	51,540	40,182	66,616	26,434
14	71150 206 Life Insurance .....	-	-	-	-	-	-
15	71150 207 Medical Insurance .....	43,558	52,608	78,404	56,701	86,938	30,237
16	71150 208 Dental Insurance .....	-	-	-	-	-	-
17	71150 210 Unemployment Compensation .....	-	-	-	-	-	-
18	71150 212 Employer Medicare .....	5,447	6,100	7,718	6,185	9,837	3,652
19	71150 299 Other Fringe Benefits .....	-	-	-	-	-	-
20	71150 311 Contracts with Other School Systems .....	-	-	-	-	-	-
21	71150 330 Operating Lease Payments .....	-	-	-	-	-	-
22	71150 336 Maintenance & Repair Services - Equipment .....	-	-	-	650	250	(400)
23	71150 356 Tuition .....	-	-	-	-	-	-
24	71150 369 Contracts for Substitute Teachers -Certified .....	-	-	-	-	-	-
25	71150 370 Contracts for Substitute Teachers Non-certified .....	-	-	-	-	-	-
26	71150 399 Other Contracted Services .....	-	-	1,543	-	-	-
27	71150 429 Instructional Supplies & Materials .....	-	-	-	3,500	8,100	4,600
28	71150 449 Textbooks .....	-	-	-	-	-	-
29	71150 499 Other Supplies & Materials .....	-	-	-	1,000	1,000	-
30	71150 535 Fee Waivers .....	-	-	-	-	-	-
31	71150 599 Other Charges .....	-	-	-	1,000	1,000	-
32	71150 722 Regular Instruction Equipment .....	-	-	-	1,400	1,800	400
33							
34							
35	71150 TOTAL ALTERNATIVE INSTRUCTION PROGRAM	502,874	572,284	731,226	663,633	896,038	332,405
36							
37							
38							
39							
40							

**Salary Index Rollover**

**Salary Index Rollover**  
**Salary Index Rollover**  
**Salary Index Rollover**  
**Salary Index Rollover**

**Increase in Fixed Costs**  
**Increase in Fixed Costs**

**Increase in Fixed Costs**  
**0**


**Increase in Fixed Costs**

**School Allocations**

**School Allocations**

**School Allocations**

**School Allocations**  
**School Allocations**



**BEDFORD COUNTY DEPARTMENT OF EDUCATION  
141 GENERAL PURPOSE SCHOOL FUND BUDGET  
EXPENDITURES AND OTHER USES**

5/11/2020 8:14 AM 2020-21 GPS - Budget - v1

ACCOUNT NO.	EXPENDITURES	Audited 2016-17	Audited 2017-18	Audited 2018-19	Amended 2019-20	Estimated 2020-21	Increases (Decreases)	
1	INSTRUCTION - 71000							1
2	SPECIAL EDUCATION PROGRAM (71200)							2
3								3
4	71200 116 Teachers.....	2,059,004	2,127,715	2,209,145	2,302,785	2,364,599	61,814	4
5	71200 117 Career Ladder Program.....	9,999	8,999	8,999	9,000	8,000	(1,000)	5
6	71200 127 Career Ladder Extended Contracts.....	-	-	-	-	-	-	6
7	71200 128 Homebound Teachers.....	-	-	-	-	-	-	7
8	71200 140 Salary Supplements.....	-	-	-	-	-	-	8
9	71200 162 Clerical Personnel.....	-	-	-	-	-	-	9
10	71200 163 Educational Assistants.....	138,073	156,377	161,271	172,954	173,875	921	10
11	71200 171 Speech Pathologist.....	-	-	-	-	-	-	11
12	71200 189 Other Salaries & Wages.....	2,104	3,225	3,192	6,427	6,762	335	12
13	71200 195 Substitute Teachers.....	9,990	-	-	-	-	-	13
15	71200 201 Social Security.....	130,744	134,247	139,417	152,925	158,301	5,376	15
16	71200 204 Pensions.....	192,217	198,959	213,750	248,595	256,212	7,617	16
17	71200 206 Life Insurance.....	1,018	-	-	1,018	2,000	982	17
18	71200 207 Medical Insurance.....	291,688	289,784	374,954	388,438	430,516	42,078	18
19	71200 208 Dental Insurance.....	-	-	-	-	-	-	19
20	71200 210 Unemployment Compensation.....	15	705	1,830	15,000	15,000	-	20
21	71200 212 Employer Medicare.....	30,588	31,397	33,037	35,922	37,022	1,100	21
22	71200 299 Other Fringe Benefits.....	-	-	-	-	-	-	22
23	71200 310 Contracts W/Other Public Agencies.....	-	-	-	-	25,000	25,000	23
24	71200 311 Contracts W/Other School Systems.....	-	-	21,870	25,000	25,000	-	24
25	71200 312 Contracts W/Private Agencies.....	-	-	11,930	35,000	15,000	(20,000)	25
14	71200 Contracts for Substitute Teachers - Certified.....	-	-	67,409	55,000	65,000	10,000	14
26	71200 336 Maintenance & Repair Services - Equipment.....	-	-	-	-	-	-	26
27	71200 356 Tuition.....	-	-	-	-	-	-	27
28	71200 399 Other Contracted Services.....	75,800	156,596	1,137	-	-	-	28
29	71200 429 Instructional Supplies & Materials.....	29,664	34,031	62,954	73,000	5,000	(68,000)	29
30	71200 449 Textbooks.....	-	-	-	-	166,000	166,000	30
31	71200 499 Other Supplies & Materials.....	-	-	-	-	-	-	31
32	71200 524 In Service/Staff Development.....	-	-	-	-	-	-	32
33	71200 599 Other Charges.....	-	-	-	-	-	-	33
34	71200 722 Regular Instruction Equipment.....	-	-	-	-	-	-	34
35	71200 725 Special Education Equipment.....	52,252	39,971	42,249	40,000	40,000	-	35
36								36
37	71200 TOTAL EXPEND. FOR SPECIAL EDUC. PROGRAM	3,023,957	3,182,006	3,353,144	3,561,064	3,793,287	232,223	37
38								38
39								39
40								40

**Salary Index Rollover**  
**Per Prior year Actual Amounts**

**Salary Index Rollover**

**Salary Index Rollover**

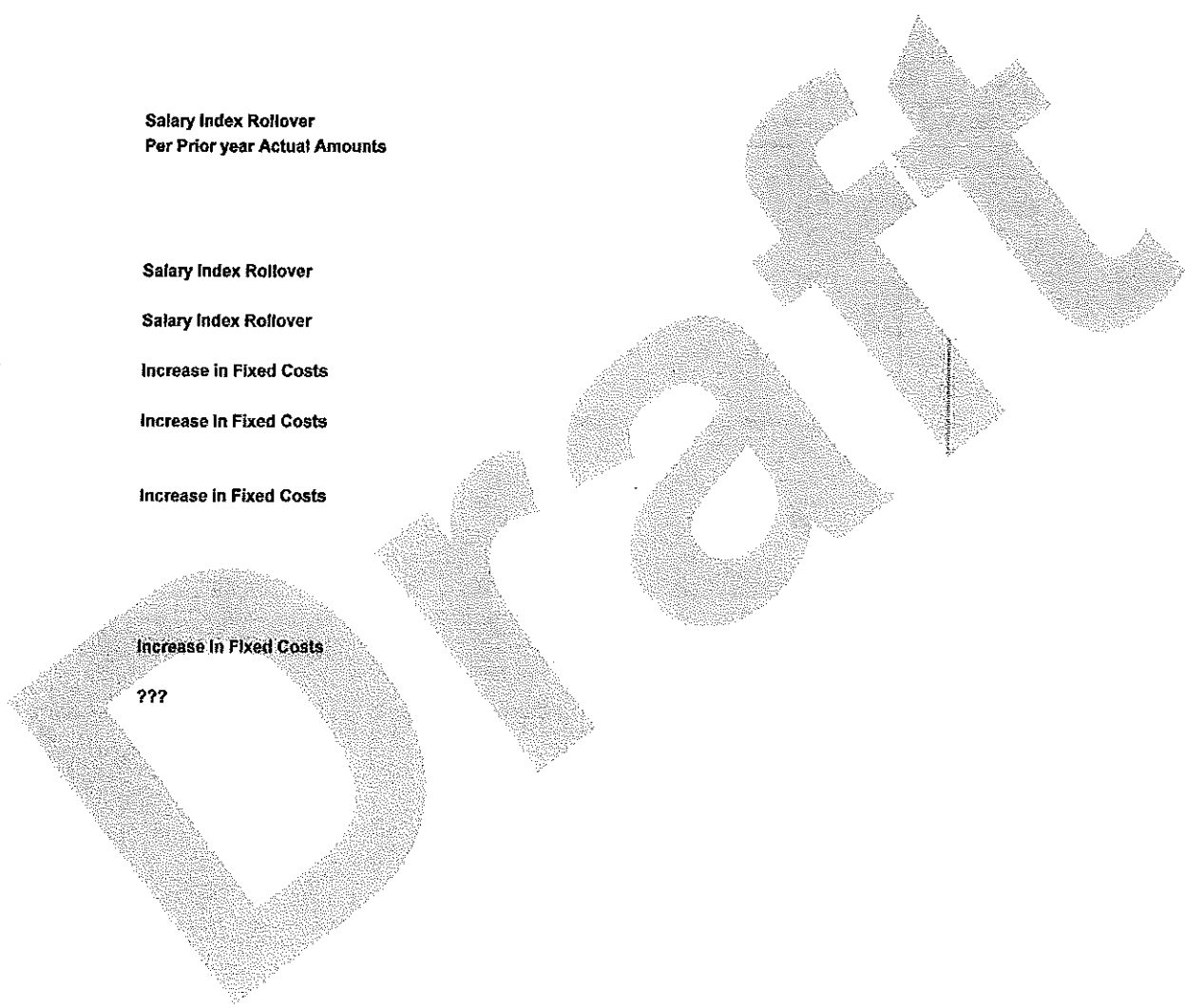
**Increase in Fixed Costs**

**Increase in Fixed Costs**

**Increase in Fixed Costs**

**Increase in Fixed Costs**

**???**



**BEDFORD COUNTY DEPARTMENT OF EDUCATION  
141 GENERAL PURPOSE SCHOOL FUND BUDGET  
EXPENDITURES AND OTHER USES**

5/11/2020 8:14 AM 2020-21 GPS - Budget - v1

ACCOUNT NO.	EXPENDITURES	Audited 2016-17	Audited 2017-18	Audited 2018-19	Amended 2019-20	Estimated 2020-21	Increases (Decreases)
1	INSTRUCTION - 71000						1
2	CAREER AND TECHNICAL EDUCATION PROGRAM (71300)						2
3							3
4	71300 116 Teachers.....	885,579	914,544	971,356	1,076,128	1,157,200	81,072
5	71300 117 Career Ladder Program.....	3,600	3,000	3,000	3,000	3,000	-
6	71300 127 Career Ladder Extended Contracts.....	-	-	-	-	-	-
7	71300 162 Clerical Personnel.....	-	-	-	-	-	-
8	71300 163 Educational Assistants.....	-	-	-	-	-	-
9	71300 189 Other Salaries & Wages.....	-	-	-	-	-	-
10	71300 195 Substitute Teachers.....	4,810	-	-	-	9,100	9,100
11	71300 201 Social Security.....	51,958	54,411	58,190	67,470	72,497	5,027
12	71300 204 Pensions.....	75,750	81,980	93,501	112,877	121,357	8,480
13	71300 206 Life Insurance.....	342	-	-	342	342	-
14	71300 207 Medical Insurance.....	85,403	105,714	138,336	152,468	166,328	13,860
15	71300 208 Dental Insurance.....	-	-	-	-	-	-
16	71300 210 Unemployment Compensation.....	-	-	-	2,000	2,000	-
17	71300 212 Employer Medicare.....	12,668	12,725	13,609	15,779	16,955	1,176
18	71300 299 Other Fringe Benefits.....	-	-	-	-	-	-
19	71300 311 Contracts W/Other School Systems.....	-	-	-	-	-	-
20	71300 336 Maintenance & Repair Services - Equipment.....	1,998	1,993	1,487	2,000	2,000	-
21	71300 355 Travel.....	-	-	-	-	-	-
22	71300 399 Other Contracted Services.....	12,373	20,320	19,515	10,212	-	(10,212)
23	71300 429 Instructional Supplies & Materials.....	10,663	12,346	12,236	14,200	11,000	(3,200)
24	71300 449 Textbooks.....	-	-	-	-	-	-
25	71300 499 Other Supplies & Materials.....	-	-	-	-	-	-
26	71300 599 Other Charges.....	-	126	-	-	-	-
27	71300 730 Vocational Instruction Equipment.....	4,950	163,609	3,981	3,000	5,000	2,000
28							28
29							29
30	71300 TOTAL EXPEND. FOR CAREER AND TECH. ED. PROGRAM	1,153,094	1,370,767	1,313,211	1,459,476	1,566,778	107,302
31							31
32	71000 TOTAL INSTRUCTIONAL EXPENDITURES	34,363,777	36,186,939	39,359,483	42,601,440	44,489,719	1,888,279
33							33
34							34
35							35
36							36
37							37
38							38
39							39
40							40

**Salary Index Rollover**  
**Per Prior year Actual Amounts**

**Increase in Fixed Costs**  
**Increase in Fixed Costs**

**Increase in Fixed Costs**

**Increase in Fixed Costs**

Draft

**BEDFORD COUNTY DEPARTMENT OF EDUCATION  
141 GENERAL PURPOSE SCHOOL FUND BUDGET  
EXPENDITURES AND OTHER USES**

5/11/2020 8:14 AM 2020-21 GPS - Budget - v1

ACCOUNT NO.	EXPENDITURES	Audited 2016-17	Audited 2017-18	Audited 2018-19	Amended 2019-20	Estimated 2020-21	Increases (Decreases)
1	SUPPORT SERVICES - 72000						1
2	STUDENTS (72100)						2
3	ATTENDANCE (72110)						3
4							4
5	72110 105 Supervisor/Director.....	76,844	78,962	81,291	83,291	84,217	926
6	72110 117 Career Ladder Program.....	-	1,000	1,000	1,000	1,000	-
7	72110 127 Career Ladder Extended Contracts.....	-	-	-	-	-	-
8	72110 130 Social Workers.....	-	-	-	-	-	-
9	72110 162 Clerical Personnel.....	-	-	-	-	-	-
10	72110 189 Other Salaries & Wages.....	-	-	-	-	-	-
11	72110 201 Social Security.....	4,771	4,958	5,028	5,226	5,283	57
12	72110 204 Pensions.....	6,956	7,260	8,608	8,817	8,914	97
13	72110 206 Life Insurance.....	-	-	-	19	19	-
14	72110 207 Medical Insurance.....	-	-	6,141	10,527	10,527	(0)
15	72110 208 Dental Insurance.....	-	-	-	-	-	-
16	72110 210 Unemployment Compensation.....	-	-	-	-	-	-
17	72110 212 Employer Medicare.....	1,116	1,159	1,176	1,222	1,236	14
18	72110 299 Other Fringe Benefits.....	-	-	-	-	-	-
19	72110 336 Maintenance & Repair Services - Equipment.....	-	-	-	-	-	-
20	72110 355 Travel.....	-	400	300	450	450	-
21	72110 399 Other Contracted Services.....	-	-	-	-	-	-
22	72110 499 Other Supplies & Materials.....	3,172	5,474	2,432	15,468	6,162	(9,306)
23	72110 524 In-service Staff Development.....	-	-	-	900	-	(900)
24	72110 599 Other Charges.....	333	-	350	350	350	-
25	72110 704 Attendance Equipment.....	36	29	287	350	350	-
26							26
27	72110 TOTAL EXPENDITURES FOR ATTENDANCE	93,328	99,242	106,613	127,620	118,507	(9,113)
28							28
29							29
30							30
31							31
32							32
33							33
34							34
35							35
36							36
37							37
38							38
39							39
40							40

**Salary Index Rollover**

**Increase in Fixed Costs  
Increase in Fixed Costs**

**Increase in Fixed Costs**

**Increase in Fixed Costs**

Draft

BEDFORD COUNTY DEPARTMENT OF EDUCATION  
 141 GENERAL PURPOSE SCHOOL FUND BUDGET  
 EXPENDITURES AND OTHER USES

5/11/2020 8:14 AM 2020-21 GPS - Budget - v1

ACCOUNT NO.	EXPENDITURES	Audited 2016-17	Audited 2017-18	Audited 2018-19	Amended 2019-20	Estimated 2020-21	Increases (Decreases)
1	SUPPORT SERVICES - 72000						1
2	STUDENTS (72100)						2
3	HEALTH SERVICES (72120)						3
4							4
5	72120 131 Medical Personnel .....	278,965	305,745	298,202	340,320	335,208	(5,112) 5
6	72120 189 Other Salaries & Wages .....	40,417	44,164	44,391	41,858	41,990	132 6
7	72120 195 Substitute Teachers .....	218	-	192	600	192	(408) 7
8	72120 201 Social Security .....	18,633	20,097	20,030	25,185	24,874	(311) 8
9	72120 204 Pensions .....	15,280	13,821	12,848	18,077	17,048	(229) 9
10	72120 206 Life Insurance .....	74	-	-	74	74	- 10
11	72120 207 Medical Insurance .....	65,228	67,402	97,238	100,884	100,822	(62) 11
12	72120 208 Dental Insurance .....	-	-	-	-	-	- 12
13	72120 210 Unemployment Compensation .....	-	3,200	-	2,400	2,400	- 13
14	72120 212 Employer Medicare .....	4,368	4,700	4,684	5,953	5,796	(157) 14
15	72120 299 Other Fringe Benefits .....	-	-	-	-	-	- 15
16	72120 336 Maintenance & Repair Services - Equipment .....	-	-	-	-	-	- 16
17	72120 355 Travel .....	3,341	4,612	4,692	11,050	11,300	250 17
18	72120 399 Other Contracted Services .....	-	-	-	4,500	4,500	- 18
19	72120 413 Drugs & Medical Supplies .....	5,095	6,330	7,497	7,500	7,500	- 19
20	72120 499 Other Supplies & Materials .....	54,706	44,096	49,827	47,020	47,320	300 20
21	72120 524 In-service Staff Development .....	6,693	6,413	11,794	14,000	15,275	1,275 21
22	72120 599 Other Charges .....	268	350	-	1,650	1,650	- 22
23	72120 735 Health Equipment .....	1,432	2,218	1,333	2,260	2,250	- 23
24							24
25	72120 TOTAL EXPENDITURES FOR HEALTH SERVICES	494,708	523,148	552,728	623,321	619,001	(4,320) 25
26							26
27							27
28							28
29							29
30							30
31							31
32							32
33							33
34							34
35							35
36							36
37							37
38							38
39							39
40							40

17961.85253  
Salary Index Rollover  
\$23,875 CSH  
\$192 CSH  
Increase in Fixed Costs + 1,488 CSH  
1,083 CSH

Increase in Fixed Costs + CSH \$6,388

349 CSH

800 CSH

34,570 CSH

13,276 CSH

Draft

**BEDFORD COUNTY DEPARTMENT OF EDUCATION  
141 GENERAL PURPOSE SCHOOL FUND BUDGET  
EXPENDITURES AND OTHER USES**

5/11/2020 8:14 AM 2020-21 GPS - Budget - v1

ACCOUNT NO.	EXPENDITURES	Audited 2016-17	Audited 2017-18	Audited 2018-19	Amended 2019-20	Estimated 2020-21	Increases (Decreases)
1	SUPPORT SERVICES - 72000						1
2	STUDENTS (72100)						2
3	OTHER STUDENT SUPPORT (72130)						3
4							4
5	72130 105 Director .....	38,545	-	-	-	-	-
6	72130 117 Career Ladder Program .....	5,999	3,041	3,000	4,000	4,000	-
7	72130 123 Guidance Personnel .....	766,065	861,863	907,720	1,027,090	1,049,589	22,499
8	72130 124 Psychological Personnel .....	-	-	-	-	-	-
9	72130 127 Career Ladder - Extended Contracts .....	-	-	-	-	-	-
10	72130 130 Social Workers .....	-	-	-	103,417	-	(103,417)
11	72130 135 Assessment Personnel .....	-	-	-	-	-	-
12	72130 161 Secretary(s) .....	-	-	-	-	-	-
13	72130 162 Clerical Personnel .....	-	-	-	-	-	-
14	72130 164 Attendants .....	-	-	-	-	-	-
15	72130 189 Other Salaries & Wages .....	74,623	77,113	79,523	81,947	85,519	3,572
16	72130 201 Social Security .....	49,010	54,709	58,305	75,420	70,625	(4,795)
17	72130 204 Pensions .....	77,441	85,032	92,935	122,492	114,011	(8,481)
18	72130 206 Life Insurance .....	315	-	-	315	315	-
19	72130 207 Medical Insurance .....	104,307	121,718	156,349	136,778	131,877	(4,901)
20	72130 208 Dental Insurance .....	-	-	-	-	-	-
21	72130 210 Unemployment Compensation .....	-	-	-	-	-	-
22	72130 212 Employer Medicare .....	12,156	12,855	13,769	17,639	16,517	(1,122)
23	72130 299 Other Fringe Benefits .....	-	-	-	-	-	-
24	72130 322 Evaluation & Testing .....	95,905	113,280	123,488	181,500	181,500	-
25	72130 336 Maintenance & Repair Services - Equipment .....	-	-	-	-	5,400	5,400
26	72130 355 Travel .....	210	-	-	-	-	-
27	72130 399 Other Contracted Services .....	-	-	136	-	18,616	18,616
28	72130 429 Instructional Supplies and Materials .....	-	-	-	-	14,500	14,500
29	72130 499 Other Supplies & Materials .....	-	-	1,246	-	2,000	2,000
30	72130 524 In-Service/Staff Development .....	-	-	-	30,000	-	(30,000)
31	72130 599 Other Charges .....	-	-	4,583	-	43,655	43,655
32	72130 722 Regular Instruction Equipment .....	-	-	-	-	29,000	29,000
33	72130 790 Other Equipment .....	-	-	-	223,337	-	(223,337)
34							34
35	72130 TOTAL EXPEND. FOR OTHER STUDENT SUPPORT	1,224,585	1,329,611	1,441,054	2,003,935	1,767,123	(236,812)
36							36
37							37
38	72100 TOTAL STUDENT SUPPORT	1,812,621	1,952,001	2,100,395	2,754,876	2,504,631	(250,244)
39							39
40							40

**Per Prior year Actual Amounts**

**Per Prior year Actual Amounts**

**Increase in Fixed Costs**

**Increase in Fixed Costs**

**Increase in Fixed Costs**

**Increase in Fixed Costs**

**\$55,000 + \$40,000 RT12 + \$64,000 State + Additional \$10,000 ACT + \$12,500 AP Tests**

**School Allocations**

**School Allocations**

**School Allocations**

**School Allocations**

**School Allocations**

**School Allocations**

**BEDFORD COUNTY DEPARTMENT OF EDUCATION  
141 GENERAL PURPOSE SCHOOL FUND BUDGET  
EXPENDITURES AND OTHER USES**

5/11/2020 8:14 AM 2020-21 GPS - Budget - v1

ACCOUNT NO.	EXPENDITURES	Audited 2016-17	Audited 2017-18	Audited 2018-19	Amended 2019-20	Estimated 2020-21	Increases (Decreases)	
1	SUPPORT SERVICES - 72000							1
2	INSTRUCTIONAL STAFF (72200)							2
3	REGULAR INSTRUCTION PROGRAM (72210)							3
4								4
5	72210 105 Supervisor/Director	232,397	301,796	314,391	323,516	340,813	17,297	5
6	72210 117 Career Ladder Program	12,749	11,250	8,000	8,000	5,000	(3,000)	6
7	72210 126 Career Ladder Evaluators	-	-	-	-	-	-	7
8	72210 127 Career Ladder Extended Contracts	-	-	-	-	-	-	8
9	72210 129 Librarian(s)	697,107	726,427	750,064	768,072	816,642	48,570	0
10	72210 132 Material Supervisor(s)	-	-	-	-	-	-	1
11	72210 136 Audiovisual Personnel	-	-	-	-	-	-	2
12	72210 137 Education Media Personnel	-	-	-	-	-	-	3
13	72210 140 Salary Supplements	-	-	240	-	-	-	4
14	72210 161 Secretary(s)	44,361	47,672	50,235	52,371	52,918	547	5
15	72210 162 Clerical Personnel	-	-	-	-	-	-	6
16	72210 163 Educational Assistants	-	-	-	-	-	-	7
17	72210 189 Other Salaries & Wages	1,272	5,161	2,310	2,619	1,343	(1,276)	8
18	72210 195 Substitute Teachers	-	-	-	-	-	-	18
19	72210 196 In-Service Training	-	-	-	-	1,000	1,000	19
20	72210 201 Social Security	58,727	63,786	67,294	71,584	75,436	3,852	20
21	72210 204 Pensions	87,307	96,883	112,741	117,464	124,007	6,543	21
22	72210 206 Life Insurance	74	-	-	74	74	-	22
23	72210 207 Medical Insurance	94,142	120,990	151,590	128,829	138,191	9,362	23
24	72210 208 Dental Insurance	-	-	-	-	-	-	24
25	72210 210 Unemployment Compensation	-	-	-	-	-	-	25
26	72210 212 Employer Medicare	13,735	14,918	15,738	16,741	17,642	901	26
27	72210 299 Other Fringe Benefits	-	-	-	-	-	-	27
28	72210 308 Consultants	-	-	-	-	-	-	28
29	72210 336 Maintenance & Repair Services - Equipment	-	-	-	5,400	5,400	-	29
30	72210 355 Travel	7,166	2,627	2,305	8,500	8,500	-	30
31	72210 399 Other Contracted Services	278,158	237,764	150,635	38,616	18,616	(20,000)	31
32	72210 429 Instructional Supplies	-	-	-	7,200	14,500	7,300	32
33	72210 432 Library Books/Media	30,909	29,996	30,158	31,672	31,673	1	33
34	72210 457 In-Service/Staff Development	-	-	4,943	-	-	-	34
35	72210 499 Other Supplies & Materials	23,810	66,035	-	27,400	2,000	(25,400)	35
36	72210 524 In-Service/Staff Development	4,007	5,575	-	38,416	3,000	(35,416)	36
37	72210 599 Other Charges	-	-	8,364	48,655	43,655	(5,000)	37
38	72210 790 Other Equipment	-	-	596	44,951	59,000	14,049	38
39								39
40	72210 TOTAL EXPENDITURES FOR REGULAR INST. PROG.	1,685,921	1,730,880	1,669,604	1,740,080	1,759,410	19,330	40

**Salary Index Rollover**

**Salary Index Rollover**

**Salary Index Rollover**

**Paid Sick Leave**

**13575.24**

**Increase in Fixed Costs**

**Increase in Fixed Costs**

**MSP Grant Discontinued  
See School Allocations**

Draft

**BEDFORD COUNTY DEPARTMENT OF EDUCATION  
141 GENERAL PURPOSE SCHOOL FUND BUDGET  
EXPENDITURES AND OTHER USES**

5/11/2020 8:14 AM 2020-21 GPS - Budget - v1

ACCOUNT NO.	EXPENDITURES	Audited 2016-17	Audited 2017-18	Audited 2018-19	Amended 2019-20	Estimated 2020-21	Increases (Decreases)	
1	SUPPORT SERVICES - 72000							1
2	INSTRUCTIONAL STAFF (72200)							2
3	SPECIAL EDUCATION PROGRAM (72220)							3
4								4
5	72220 105 Supervisor/Director .....	82,760	76,364	78,621	80,559	81,459	900	5
6	72220 117 Career Ladder Program .....	1,000	-	685	1,000	1,000	-	6
7	72220 124 Psychological Personnel .....	166,280	172,791	154,788	180,719	183,520	2,801	7
8	72220 128 Career Ladder Evaluators .....	-	-	-	-	-	-	8
9	72220 127 Career Ladder Extended Contracts .....	-	-	-	-	-	-	9
10	72220 135 Assessment Personnel .....	-	-	-	-	-	-	10
11	72220 161 Secretary(s) .....	22,436	24,680	25,663	25,930	26,857	927	11
12	72220 162 Clerical Personnel .....	-	-	-	-	-	-	12
13	72220 189 Other Salaries & Wages .....	1,032	1,040	1,180	2,000	1,343	(657)	13
14	72220 196 In-Service Training .....	-	-	-	-	-	-	14
15	72220 201 Social Security .....	16,109	15,822	15,063	17,809	18,239	430	15
16	72220 204 Pensions .....	26,198	26,106	25,618	28,487	29,076	589	16
17	72220 206 Life Insurance .....	74	-	-	150	150	-	17
18	72220 207 Medical Insurance .....	32,462	37,306	46,004	47,611	40,038	(7,573)	18
19	72220 208 Dental Insurance .....	-	-	-	-	-	-	19
20	72220 210 Unemployment Compensation .....	-	-	-	-	-	-	20
21	72220 212 Employer Medicare .....	3,768	3,700	3,523	4,168	4,266	98	21
22	72220 217 Retirement- Hybrid Stabilization .....	-	-	-	2,000	2,000	-	22
23	72220 299 Other Fringe Benefits .....	-	-	-	-	-	-	23
24	72220 308 Consultants .....	-	-	-	-	-	-	24
25	72220 336 Maintenance & Repair Services - Equipment .....	-	-	1,086	2,000	2,500	500	25
26	72220 348 Postal Charges .....	-	-	-	1,000	500	(500)	26
27	72220 355 Travel .....	4,434	4,070	3,654	6,000	7,000	1,000	27
28	72220 399 Other Contracted Services .....	59,400	28,024	42,421	40,000	40,000	-	28
29	72220 457 In-Service/Staff Development .....	-	-	-	-	-	-	29
30	72220 499 Other Supplies & Materials .....	3,172	1,787	4,897	8,000	10,000	2,000	30
31	72220 524 In-Service/Staff Development .....	13,461	3,100	2,873	4,000	4,000	-	31
32	72220 599 Other Charges .....	-	-	-	-	-	-	32
33	72220 790 Other Equipment .....	2,703	474	2,990	3,000	4,000	1,000	33
34								34
35	72220 TOTAL EXPEND. FOR SPECIAL EDUCATION PROG.	435,289	395,264	408,966	454,433	455,948	1,515	35
36								36
37								37
38								38
39								39
40								40

**Salary Index Rollover**

**Salary Index Rollover**

**Salary Index Rollover**

**Salary Index Rollover**

**Increase in Fixed Costs**

**Increase in Fixed Costs**

**Increase in Fixed Costs**

**Increase in Fixed Costs**

**CMG 13,960**

Draft

**BEDFORD COUNTY DEPARTMENT OF EDUCATION  
141 GENERAL PURPOSE SCHOOL FUND BUDGET  
EXPENDITURES AND OTHER USES**

5/11/2020 8:14 AM 2020-21 GPS - Budget - v1

ACCOUNT NO.	EXPENDITURES	Audited 2016-17	Audited 2017-18	Audited 2018-19	Amended 2019-20	Estimated 2020-21	Increases (Decreases)
1	SUPPORT SERVICES - 72000						1
2	INSTRUCTIONAL STAFF (72200)						2
3	CAREER AND TECHNICAL EDUCATION (72230)						3
4							4
5	72230 105 Supervisor/Director .....	-	-	-	-	-	5
6	72230 117 Career Ladder Program .....	-	-	-	-	-	6
7	72230 126 Career Ladder Evaluators .....	-	-	-	-	-	7
8	72230 127 Career Ladder Extended Contracts .....	-	-	-	-	-	8
9	72230 161 Secretary(s) .....	15,386	16,501	17,359	18,174	18,556	382
10	72230 162 Clerical Personnel .....	-	-	-	-	-	10
11	72230 189 Other Salaries & Wages .....	385	412	347	818	835	17
12	72230 196 In-Service Training .....	-	-	-	-	-	12
13	72230 201 Social Security .....	855	981	1,078	1,177	1,202	25
14	72230 204 Pensions .....	805	734	773	845	863	18
15	72230 206 Life Insurance .....	19	-	-	19	19	(1)
16	72230 207 Medical Insurance .....	5,071	5,112	6,392	6,444	6,444	-
17	72230 208 Dental Insurance .....	-	-	-	-	-	17
18	72230 210 Unemployment Compensation .....	-	-	-	-	-	18
19	72230 212 Employer Medicare .....	223	229	252	275	281	6
20	72230 299 Other Fringe Benefits .....	-	-	-	-	-	20
21	72230 308 Consultants .....	-	-	-	-	-	21
22	72230 336 Maintenance & Repair Services - Equipment .....	-	-	-	-	-	22
23	72230 355 Travel .....	1,926	1,907	1,921	800	2,000	1,200
24	72230 399 Other Contracted Services .....	-	-	-	-	-	24
25	72230 499 Other Supplies & Materials .....	-	-	-	-	-	25
26	72230 524 In-Service/Staff Development .....	-	-	-	-	-	26
27	72230 599 Other Charges .....	-	-	-	-	-	27
28	72230 790 Other Equipment .....	-	-	-	-	-	28
29							29
30	72230 TOTAL EXPENDITURES FOR CAREER AND TECH. EDUC.	24,771	25,876	28,122	28,552	30,200	1,648
31							31
32							32
33							33
34							34
35							35
36							36
37							37
38							38
39							39
40							40

**Salary Index Rollover**

**Salary Index Rollover**

**Increase in Fixed Costs**

**Increase in Fixed Costs**

**Increase in Fixed Costs**

**Increase in Fixed Costs**

Draft

**BEDFORD COUNTY DEPARTMENT OF EDUCATION  
141 GENERAL PURPOSE SCHOOL FUND BUDGET  
EXPENDITURES AND OTHER USES**

5/11/2020 8:14 AM 2020-21 GPS - Budget - v1

ACCOUNT NO.	EXPENDITURES	Audited 2016-17	Audited 2017-18	Audited 2018-19	Amended 2019-20	Estimated 2020-21	Increases (Decreases)
1	SUPPORT SERVICES - 72000						1
2	TECHNOLOGY (72250)						2
3							3
4	72250 105 Supervisor/Director .....	63,937	67,230	79,572	72,893	74,322	1,429
5	72250 120 Computer Programmer .....	-	-	-	-	-	-
6	72250 121 Data Processing Personnel .....	156,795	166,102	211,408	288,721	311,605	22,884
7	72250 117 Career Ladder Program .....	-	-	-	-	-	-
8	72250 162 Clerical Personnel .....	-	-	-	-	-	-
9	72250 189 Other Salaries & Wages .....	4,839	6,397	6,461	3,714	4,370	656
10	72250 201 Social Security .....	13,707	14,491	17,499	22,650	24,198	1,548
11	72250 204 Pensions .....	12,326	13,303	15,992	37,990	40,562	2,572
12	72250 206 Life Insurance .....	-	-	-	-	-	-
13	72250 207 Medical Insurance .....	19,411	18,744	27,661	54,995	54,995	0
14	72250 208 Dental Insurance .....	-	-	-	-	-	-
15	72250 210 Unemployment Compensation .....	-	-	-	-	-	-
16	72250 212 Employer Medicare .....	3,206	3,389	4,093	5,297	5,659	362
17	72250 307 Communication .....	-	-	-	-	-	-
18	72250 308 Consultants .....	-	-	-	-	-	-
19	72250 317 Data Processing Services .....	-	-	-	-	-	-
20	72250 336 Maintenance & Repair Service Equipment .....	24,268	25,990	39,343	54,860	64,860	10,000
21	72250 350 Internet Connectivity .....	126,933	238,486	192,014	259,007	312,313	53,306
22	72250 355 Travel .....	5,972	6,114	6,088	12,500	10,000	(2,500)
23	72250 399 Other Contracted Services .....	-	10,108	-	-	-	-
24	72250 435 Office Supplies .....	-	-	-	-	-	-
25	72250 470 Cabling .....	45,000	44,548	7,393	30,000	30,000	-
26	72250 471 Software .....	226,001	222,027	283,783	290,257	284,124	(6,133)
27	72250 499 Other Supplies & Materials .....	1,909	6,200	5,895	2,000	16,000	14,000
28	72250 524 In Service/Staff Development .....	10,636	6,598	10,087	12,000	19,000	7,000
29	72250 599 Other Charges .....	6,798	15,787	8,637	7,000	1,000	(6,000)
30	72250 709 Data Processing Equipment .....	308,552	317,235	828,353	325,000	289,167	(35,833)
31							
32	72250 TOT EXP TECHNOLOGY	1,030,290	1,182,749	1,735,279	1,478,884	1,542,176	63,292
33							
34							
35	OTHER PROGRAMS (72290)						
36	72290 On-Behalf Payments to OPEB .....	135,424	135,424	123,948	-	-	-
37							
38	72290 TOTAL EXPENDITURES FOR OTHER PROGRAMS	135,424	135,424	123,948	-	-	-
39							
40	72200 TOTAL EXPENDITURES FOR INSTRUCTIONAL STAFF	3,211,695	3,470,193	3,965,919	3,701,949	3,787,734	85,786

**Salary Index Rollover**

**Salary Index Rollover + 2 New Positions**

**Increase in Fixed Costs**

**Increase in Fixed Costs**

Draft

**Moved to Textbooks 71100-449**  
**Reclass of \$220,000 to Textbooks**

**BEDFORD COUNTY DEPARTMENT OF EDUCATION  
141 GENERAL PURPOSE SCHOOL FUND BUDGET  
EXPENDITURES AND OTHER USES**

5/11/2020 8:14 AM 2020-21 GPS - Budget - v1

ACCOUNT NO.	EXPENDITURES	Audited 2016-17	Audited 2017-18	Audited 2018-19	Amended 2019-20	Estimated 2020-21	Increases (Decreases)
1	SUPPORT SERVICES - 72000						1
2	GENERAL ADMINISTRATION (72300)						2
3	BOARD OF EDUCATION (72310)						3
4							4
5	72310 118 Secretary to Board	37,015	41,007	50,195	52,021	52,741	720
6	72310 189 Other Salaries & Wages	1,702	1,988	2,308	2,601	2,637	36
7	72310 191 Board and Committee Member Fees	24,321	24,808	25,303	25,810	25,810	(0)
8	72310 196 In-Service Training	-	-	-	-	-	-
9	72310 201 Social Security	3,740	3,876	4,646	4,987	5,034	47
10	72310 204 Pensions	1,840	1,825	2,234	3,579	3,613	34
11	72310 206 Life Insurance	185	-	-	185	185	-
12	72310 207 Medical Insurance	8,639	9,213	10,323	10,244	10,527	283
13	72310 208 Dental Insurance	-	-	-	-	-	-
14	72310 210 Unemployment Compensation	-	-	-	-	-	-
15	72310 212 Employer Medicare	875	929	1,087	1,166	1,177	11
16	72310 299 Other Fringe Benefits	-	-	-	-	-	-
17	72310 305 Audit Services	19,000	19,250	20,250	32,000	32,000	-
18	72310 316 Contributions	-	167,436	9,764	-	-	-
19	72310 320 Dues & Memberships	22,826	20,086	16,041	22,000	27,500	5,500
20	72310 331 Legal Services	27,480	22,874	55,759	50,000	50,000	-
21	72310 355 Travel	17,955	19,106	20,376	19,073	18,000	(1,073)
22	72310 399 Other Contracted Services	-	-	86	500	-	(500)
23	72310 457 In-Service/Staff Development	-	-	-	-	-	-
24	72310 499 Other Supplies and Materials	-	-	-	-	-	-
25	72310 501 Boiler Insurance	13,571	13,750	14,152	14,416	13,750	(666)
26	72310 503 Excess Risk Insurance	44,531	45,120	46,436	47,302	45,120	(2,182)
27	72310 505 Judgments	753,554	-	-	-	-	-
28	72310 506 Liability Insurance	47,411	42,971	44,226	45,049	42,971	(2,078)
29	72310 508 Premium on Corporate Surety Bonds	-	-	-	-	-	-
30	72310 510 Trustee Commissions	268,898	273,503	280,974	275,000	275,000	-
31	72310 513 Workmen's Compensation Insurance	310,912	305,592	275,724	311,212	311,212	-
32	72310 524 In-Service/Staff Development	10,264	8,510	7,791	10,060	10,060	-
33	72310 533 Criminal Investigation of Applicant TBI	4,503	8,776	14,585	6,000	6,000	-
34	72310 599 Other Charges	7,046	13,462	11,391	11,000	6,000	(5,000)
35							
36	72310 TOTAL EXPEND. FOR BOARD OF EDUCATION	1,626,478	1,044,181	913,651	944,205	939,336	(4,869)
37							
38							
39							
40							

Salary Index Rollover  
Salary Index Rollover  
Salary Index Rollover

Increase in Fixed Costs  
Increase in Fixed Costs

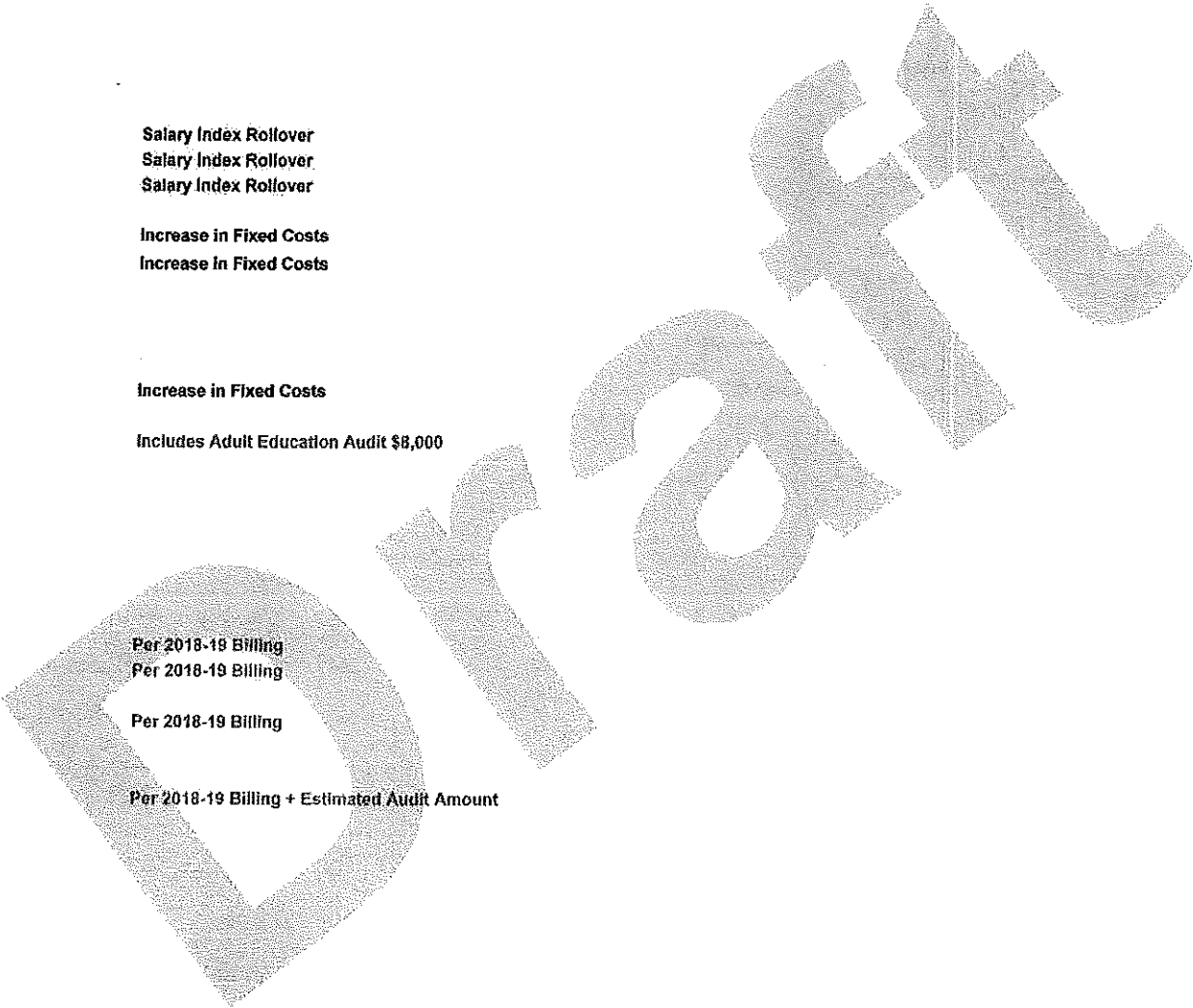
Increase in Fixed Costs

Includes Adult Education Audit \$8,000

Per 2018-19 Billing  
Per 2018-19 Billing

Per 2018-19 Billing

Per 2018-19 Billing + Estimated Audit Amount



**BEDFORD COUNTY DEPARTMENT OF EDUCATION  
141 GENERAL PURPOSE SCHOOL FUND BUDGET  
EXPENDITURES AND OTHER USES**

5/11/2020 8:14 AM 2020-21 GPS - Budget - v1

ACCOUNT NO.	EXPENDITURES	Audited 2016-17	Audited 2017-18	Audited 2018-19	Amended 2019-20	Estimated 2020-21	Increases (Decreases)
1	SUPPORT SERVICES - 72000						1
2	GENERAL ADMINISTRATION (72300)						2
3	OFFICE OF THE SUPERINTENDENT (72320)						3
4							4
5	72320 101 County Official/Administrative Officer.....	111,225	112,400	113,580	113,960	113,960	(1)
6	72320 103 Assistant(s).....	86,112	88,643	86,958	99,382	99,382	(0)
7	72320 117 Career Ladder Program.....	-	-	1,000	1,000	1,000	-
8	72320 127 Career Ladder Extended Contracts.....	-	-	-	-	-	-
9	72320 161 Secretary(s).....	-	-	-	-	-	-
10	72320 162 Clerical Personnel.....	28,798	30,692	32,077	33,365	33,855	490
11	72320 189 Other Salaries & Wages.....	1,324	8,911	8,717	11,668	11,693	25
12	72320 196 In-Service Training.....	-	-	-	250	250	-
13	72320 201 Social Security.....	13,946	14,697	15,347	16,081	16,113	32
14	72320 204 Pensions.....	19,349	20,302	24,190	24,424	24,447	23
15	72320 206 Life Insurance.....	66	-	-	56	56	(1)
16	72320 207 Medical Insurance.....	11,586	11,319	10,323	10,527	10,527	(0)
17	72320 208 Dental Insurance.....	-	-	-	-	-	-
18	72320 210 Unemployment Compensation.....	-	-	-	-	-	-
19	72320 212 Employer Medicare.....	3,262	3,437	3,589	3,761	3,768	7
20	72320 299 Other Fringe Benefits.....	-	-	-	-	1,937	1,937
21	72320 307 Communication.....	46,659	48,954	57,730	49,850	49,850	-
22	72320 316 Contributions.....	-	-	-	299,366	299,366	-
23	72320 320 Dues & Memberships.....	5,185	3,538	3,576	2,620	2,620	-
24	72320 336 Maintenance & Repair Services - Equipment.....	-	-	-	-	-	-
25	72320 348 Postal Charges.....	3,697	3,082	3,439	7,500	7,500	-
26	72320 355 Travel.....	4,203	5,680	5,043	8,000	8,000	-
27	72320 399 Other Contracted Services.....	-	-	12,666	40,000	30,000	(10,000)
27	72320 435 Office Supplies.....	-	-	-	27,451	27,451	-
28	72320 499 Other Supplies and Materials.....	-	-	-	1,000	1,000	-
29	72320 599 Other Charges.....	-	-	6,166	15,500	15,000	(500)
30	72320 701 Administration Equipment.....	-	-	-	-	-	-
31							31
32	72320 TOTAL EXP. FOR OFFICE OF THE SUPERINTENDENT	335,402	351,655	394,401	765,761	757,774	(7,987)
33							33
34	72300 TOTAL EXPEND.FOR GENERAL ADMINISTRATION	1,960,880	1,395,836	1,308,052	1,709,966	1,697,110	(12,856)
35							35
36							36
37							37
38							38
39							39
40							40

per contract

Superintendent Incentive Package - \$10,000

Increase in Fixed Costs

Increase in Fixed Costs

Increase in Fixed Costs

Increase in Fixed Costs

Adult Education Telephone & Internet \$7,426

Transfer for Debt Payment

Draft

**BEDFORD COUNTY DEPARTMENT OF EDUCATION  
141 GENERAL PURPOSE SCHOOL FUND BUDGET  
EXPENDITURES AND OTHER USES**

5/11/2020 8:14 AM 2020-21 GPS - Budget - v1

ACCOUNT NO.	EXPENDITURES	Audited 2016-17	Audited 2017-18	Audited 2018-19	Amended 2019-20	Estimated 2020-21	Increases (Decreases)
1	SUPPORT SERVICES - 72000						1
2	SCHOOL ADMINISTRATION (72400)						2
3	OFFICE OF THE PRINCIPAL (72410)						3
4							4
5	72410 104 Principal(s).....	1,157,047	1,179,606	1,211,988	1,254,821	1,261,474	6,653
6	72410 117 Career Ladder Program.....	17,145	11,999	11,999	12,000	13,000	1,000
7	72410 119 Accountants/Bookkeepers.....	144,986	136,616	163,666	165,283	167,041	1,758
8	72410 127 Career Ladder Extended Contracts.....	-	-	-	-	-	-
9	72410 139 Assistant Principal(s).....	1,097,821	1,108,127	1,167,247	1,408,117	1,425,558	17,441
10	72410 140 Salary Supplements.....	-	-	480	260	-	(250)
11	72410 161 Secretary(s).....	128,000	148,262	128,867	121,846	124,301	1,293
12	72410 162 Clerical Personnel.....	50,562	52,525	78,635	58,558	59,851	267
13	72410 189 Other Salaries & Wages.....	14,613	14,137	14,850	16,463	16,730	1,000
14	72410 196 In-Service Training.....	-	-	-	-	1,000	1,897
15	72410 201 Social Security.....	153,461	155,226	183,802	188,316	190,213	2,976
16	72410 204 Pensions.....	221,323	222,330	255,470	305,859	308,835	-
17	72410 206 Life Insurance.....	740	-	-	740	740	35,387
18	72410 207 Medical Insurance.....	357,916	339,898	401,198	418,932	454,319	-
19	72410 208 Dental Insurance.....	-	-	-	-	-	-
20	72410 210 Unemployment Compensation.....	-	-	-	-	-	443
21	72410 212 Employer Medicare.....	35,891	36,303	38,309	44,042	44,485	-
22	72410 299 Other Fringe Benefits.....	-	-	-	-	-	-
23	72410 307 Communication.....	40,865	37,888	36,958	25,000	25,000	-
24	72410 320 Dues & Memberships.....	-	-	2,200	-	-	-
26	72410 336 Maintenance & Repair Services - Equipment.....	-	-	-	-	-	-
26	72410 355 Travel.....	-	-	-	-	-	-
27	72410 399 Other Contracted Services.....	-	-	-	11,100	11,100	-
28	72410 435 Office Supplies.....	-	-	-	-	-	-
29	72410 499 Other Supplies & Materials.....	21,234	26,779	31,188	18,358	15,539	(2,819)
30	72410 524 In-Service/Staff Development.....	9,102	19,543	900	1,000	-	(1,000)
31	72410 599 Other Charges.....	-	-	1,458	-	-	-
32	72410 701 Administration Equipment.....	-	-	2,024	10,283	-	(10,283)
33	72410 709 Data Processing Equipment.....	-	-	1,710	-	-	-
34							
35	72410 TOTAL EXPENDITURES FOR OFFICE OF PRINCIPAL	3,450,708	3,489,139	3,702,948	4,060,969	4,119,186	55,763
36							
37							
38							
39							
40							

**Salary Index Rollover**

**Salary Index Rollover**

**Salary Index Rollover**

**Salary Index Rollover**

**Salary Index Rollover**

**Paid Sick Leave**

**Increase in Fixed Costs**

**Increase in Fixed Costs**

**Increase in Fixed Costs**

**Increase in Fixed Costs**

**LG Software**

**See School Allocations**

Draft

**BEDFORD COUNTY DEPARTMENT OF EDUCATION  
141 GENERAL PURPOSE SCHOOL FUND BUDGET  
EXPENDITURES AND OTHER USES**

5/11/2020 8:14 AM 2020-21 GPS - Budget - v1

ACCOUNT NO.	EXPENDITURES	Audited 2016-17	Audited 2017-18	Audited 2018-19	Amended 2019-20	Estimated 2020-21	Increases (Decreases)
1	SUPPORT SERVICES - 72000						1
2	BUSINESS ADMINISTRATION (72500)						2
3	HUMAN SERVICES/PERSONNEL (72520)						3
4							4
5	72520 105 Supervisor/Director .....	42,331	48,010	50,773	53,075	53,075	(1) 5
6	72520 161 Secretary(s) .....	-	-	-	-	-	- 6
7	72520 162 Clerical Personnel .....	78,534	82,386	102,995	66,781	67,986	1,205 7
8	72520 189 Other Salaries & Wages .....	2,365	3,006	4,814	3,339	3,399	60 8
9	72520 196 In-Service Training .....	-	-	-	-	-	- 9
10	72520 201 Social Security .....	7,013	7,786	9,315	7,638	7,717	79 10
11	72520 204 Pensions .....	4,713	5,665	6,795	8,672	8,728	56 11
12	72520 206 Life Insurance .....	-	-	-	-	-	- 12
13	72520 207 Medical Insurance .....	9,479	12,685	23,292	15,119	15,119	(0) 13
14	72520 208 Dental Insurance .....	-	-	-	-	-	- 14
15	72520 210 Unemployment Compensation .....	-	-	-	-	-	- 15
16	72520 212 Employer Medicare .....	1,740	1,848	2,178	1,786	1,805	19 16
17	72520 299 Other Fringe Benefits .....	-	-	-	-	-	- 17
18	72520 302 Advertising .....	-	-	-	-	-	- 18
19	72520 307 Communication .....	-	-	-	-	-	- 19
20	72520 317 Data Processing Services .....	-	2,657	2,657	105,658	106,624	966 20
21	72520 320 Dues & Memberships .....	-	-	-	-	-	- 21
22	72520 330 Operating Lease Payments .....	-	-	-	-	-	- 22
23	72520 336 Maintenance & Repair Services - Equipment .....	2,670	2,420	2,420	2,420	2,000	(420) 23
24	72520 348 Postal Charges .....	-	-	-	-	-	- 24
25	72520 355 Travel .....	685	586	660	2,080	2,500	420 25
26	72520 399 Other Contracted Services .....	-	-	-	-	-	- 26
27	72520 411 Data Processing Supplies .....	-	-	-	-	-	- 27
28	72520 435 Office Supplies .....	2,453	1,760	2,520	2,000	2,000	- 28
29	72520 499 Other Supplies & Materials .....	-	-	-	-	-	- 29
30	72520 524 In-Service/Staff Development .....	-	-	-	-	-	- 30
31	72520 599 Other Charges .....	561	2,008	2,055	2,000	2,000	- 31
32	72520 701 Administration Equipment .....	-	-	-	-	-	- 32
33	72520 790 Other Equipment .....	-	-	-	-	-	- 33
34							34
35	72520 TOTAL HUMAN SERVICES/PERSONNEL	152,544	170,819	210,474	270,568	272,952	2,384 35
36							36
37							37
38							38
39							39
40							40

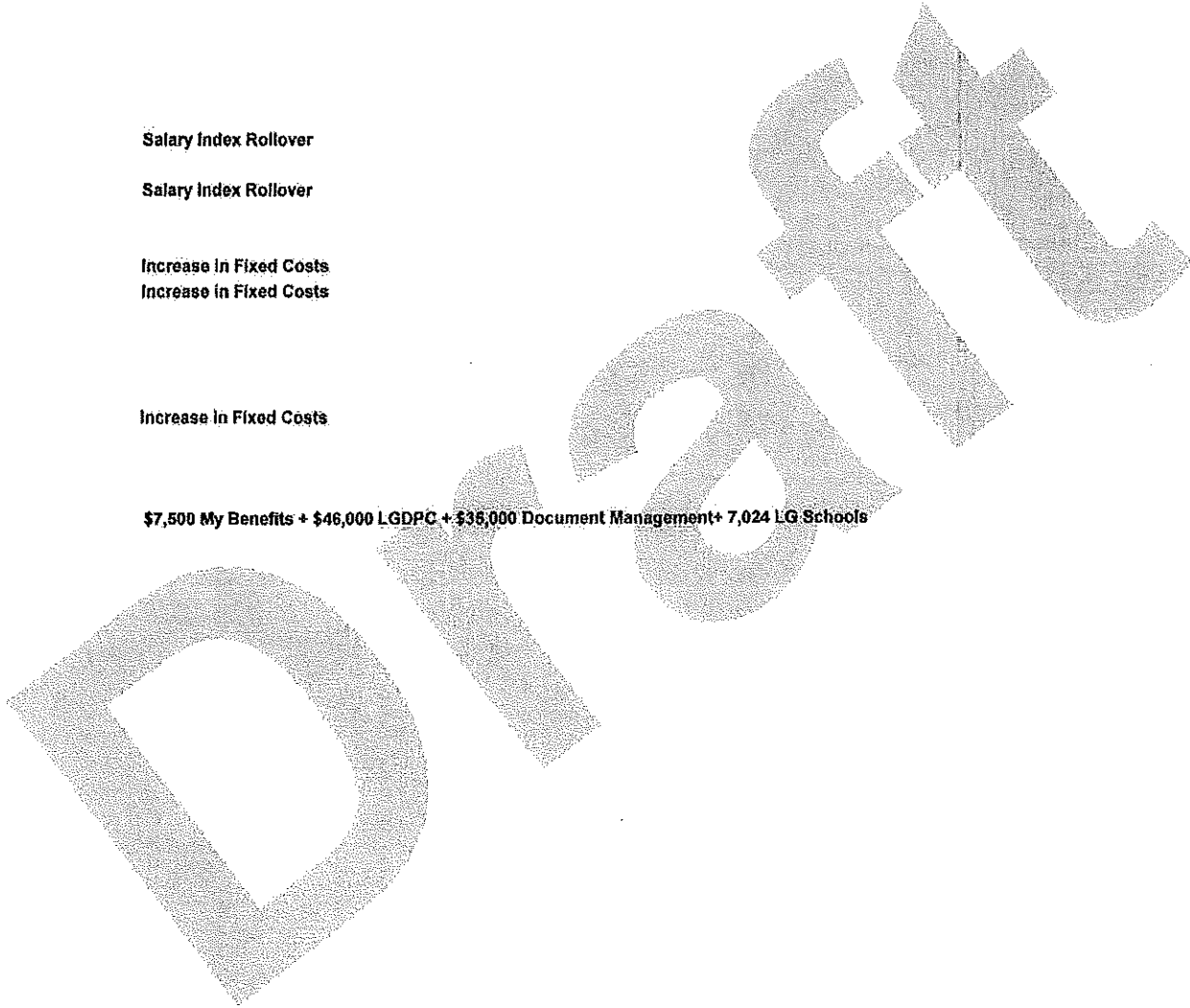
Salary Index Rollover

Salary Index Rollover

Increase in Fixed Costs  
Increase in Fixed Costs

Increase in Fixed Costs

\$7,500 My Benefits + \$46,000 LGDPC + \$38,000 Document Management+ 7,024 LG Schools



**BEDFORD COUNTY DEPARTMENT OF EDUCATION  
141 GENERAL PURPOSE SCHOOL FUND BUDGET  
EXPENDITURES AND OTHER USES**

5/11/2020 8:14 AM 2020-21 GPS - Budget - v1

ACCOUNT NO.	EXPENDITURES	Audited 2016-17	Audited 2017-18	Audited 2018-19	Amended 2019-20	Estimated 2020-21	Increases (Decreases)
1	SUPPORT SERVICES - 72000						1
2	OPERATION & MAINTENANCE OF PLANT (72600)						2
3	OPERATION OF PLANT (72610)						3
4							4
5	72610 105 Supervisor/Director .....	53,920	57,182	68,909	59,498	62,193	2,695
6	72610 140 Salary Supplements.....	10,202	8,079	8,859	4,002		(4,002)
7	72610 160 Guards.....	-	-	-	-	-	-
8	72610 161 Secretary(s).....	16,686	20,921	13,438	25,500	33,068	7,568
9	72610 166 Custodial Personnel.....	1,115,680	1,151,120	1,262,987	1,436,333	1,453,682	17,349
10	72610 189 Other Salaries & Wages.....	23,689	25,724	26,649	68,774	71,216	2,442
11	72610 201 Social Security.....	74,280	75,769	83,245	78,244	77,968	(276)
12	72610 204 Pensions.....	52,179	45,569	45,607	66,161	66,021	(140)
13	72610 206 Life Insurance.....	1,036	-	-	1,036	1,036	-
14	72610 207 Medical Insurance.....	208,268	204,871	276,978	267,054	328,098	61,044
15	72610 208 Dental Insurance.....	-	-	-	-	-	-
16	72610 210 Unemployment Compensation.....	-	3,248	3,602	-	-	-
17	72610 212 Employer Medicare.....	17,372	17,720	19,468	18,302	18,234	(68)
18	72610 299 Other Fringe Benefits.....	-	-	-	-	-	-
19	72610 328 Janitorial Services.....	-	-	-	-	-	-
20	72610 329 Laundry Service.....	-	-	-	-	-	-
21	72610 336 Maintenance & Repair Services - Equipment.....	934	976	908	1,000	1,000	-
22	72610 351 Rentals.....	-	-	-	-	-	-
23	72610 359 Disposal Fees.....	-	-	-	-	-	-
24	72610 399 Other Contracted Services.....	311,029	298,151	312,295	334,908	344,556	9,648
25	72610 407 Coal.....	-	-	-	-	-	-
26	72610 410 Custodial Supplies.....	162,931	189,579	202,338	251,538	259,084	7,546
27	72610 415 Electricity.....	2,077,838	2,000,670	2,208,103	2,559,028	2,692,335	133,307
28	72610 423 Fuel Oil.....	-	-	-	-	-	-
29	72610 434 Natural Gas.....	253,726	386,665	348,772	427,770	440,603	12,833
30	72610 454 Water & Sewer.....	212,811	222,157	376,352	350,000	392,000	42,000
31	72610 499 Other Supplies & Materials.....	960	8,510	984	1,000	1,000	-
32	72610 501 Boiler Insurance.....	-	-	-	-	-	-
33	72610 502 Building & Content Insurance.....	247,253	250,523	257,833	250,523	250,523	-
34	72610 599 Other Charges.....	11,965	16,640	16,631	17,150	17,150	-
35	72610 720 Plant Operation Equipment.....	7,505	16,571	20,432	18,120	18,120	-
36							36
37	72610 TOTAL EXPENDITURES FOR OPERATION OF PLANT	4,860,262	5,000,645	5,544,370	6,235,941	6,527,887	291,946
38							38
39							39
40							40

**Salary Index Rollover**

**Salary Index Rollover**

**Increase in Fixed Costs**

**Adult Education Electricity \$5,368**

**Per 2018-19 Billing**

Draft

**BEDFORD COUNTY DEPARTMENT OF EDUCATION  
141 GENERAL PURPOSE SCHOOL FUND BUDGET  
EXPENDITURES AND OTHER USES**

5/11/2020 8:14 AM 2020-21 GPS - Budget - v1

ACCOUNT NO.	EXPENDITURES	Audited 2016-17	Audited 2017-18	Audited 2018-19	Amended 2019-20	Estimated 2020-21	Increases (Decreases)
1	SUPPORT SERVICES - 72000						1
2	OPERATION & MAINTENANCE OF PLANT (72600)						2
3	MAINTENANCE OF PLANT (72620)						3
4							4
5	72620 105 Supervisor/Director	-	-	-	-	-	5
6	72620 140 Salary Supplements	-	-	75	-	-	6
7	72620 181 Secretary(s)	28,232	29,940	31,288	32,564	-	(32,564) 7
8	72620 187 Maintenance Personnel	542,145	613,060	768,888	941,498	1,012,352	70,854 8
9	72620 189 Other Salaries & Wages	12,226	12,966	13,388	44,784	46,545	1,761 9
10	72620 201 Social Security	35,081	39,126	49,507	63,169	65,652	2,483 10
11	72620 204 Pensions	26,377	21,398	29,407	43,346	45,050	1,704 11
12	72620 206 Life Insurance	167	-	-	167	167	(1) 12
13	72620 207 Medical Insurance	83,801	104,504	133,567	126,123	157,395	31,272 13
14	72620 210 Unemployment Compensation	-	4,675	-	-	-	- 14
15	72620 212 Employer Medicare	8,204	9,150	11,578	14,773	15,354	581 15
16	72620 299 Other Fringe Benefits	-	-	-	-	-	- 16
17	72620 307 Communication	-	-	-	3,212	3,212	- 17
18	72620 329 Laundry Service	8,985	8,646	10,777	12,000	18,000	6,000 18
19	72620 335 Maintenance & Repair Services - Building	108,203	110,449	114,696	150,456	160,045	9,589 19
20	72620 336 Maintenance & Repair Services - Equipment	250,555	212,605	269,459	287,858	295,796	7,938 20
21	72620 338 Maintenance & Repair Services - Vehicles	15,761	23,922	18,955	32,050	32,050	- 21
22	72620 355 Travel	386	-	-	1,700	1,700	- 22
23	72620 399 Other Contracted Services	111,699	120,969	116,740	161,254	166,091	4,837 23
24	72620 412 Diesel Fuel	4,008	7,287	8,669	9,900	12,500	2,600 24
25	72620 425 Gasoline	22,790	23,519	25,621	29,600	29,600	- 25
26	72620 426 General Construction Materials	-	-	-	-	-	- 26
27	72620 489 Other Supplies & Materials	232,166	256,159	279,619	287,587	283,168	(4,419) 27
28	72620 599 Other Charges	26,797	27,577	28,680	28,950	28,950	- 28
29	72620 717 Maintenance Equipment	37,417	108,510	111,005	108,050	114,502	5,452 29
30	72620 799 Other Capital Outlay	-	-	-	-	-	- 30
31							31
32	72620 TOTAL EXPEND. FOR MAINTENANCE OF PLANT	1,554,999	1,734,462	2,021,900	2,380,041	2,488,127	108,086 32
33							33
34	72600 TOTAL EXP. FOR OPERATION & MAINT. OF PLANT	6,415,261	6,735,107	7,566,270	8,615,982	9,016,014	400,032 34
35							35
36							36
37							37
38							38
39							39
40							40

Salary Index Rollover  
Salary Index Rollover  
Salary Index Rollover  
Increase in Fixed Costs  
Increase in Fixed Costs

Increase in Fixed Costs

Adult Education Janitorial, Pest Control \$4,219

Draft

**BEDFORD COUNTY DEPARTMENT OF EDUCATION  
141 GENERAL PURPOSE SCHOOL FUND BUDGET  
EXPENDITURES AND OTHER USES**

5/11/2020 8:14 AM 2020-21 GPS - Budget - v1

ACCOUNT NO.	EXPENDITURES	Audited 2016-17	Audited 2017-18	Audited 2018-19	Amended 2019-20	Estimated 2020-21	Increases (Decreases)	
1	SUPPORT SERVICES - 72000							1
2	STUDENT TRANSPORTATION (72700)							2
3	TRANSPORTATION (72710)							3
4								4
5	72710 105 Supervisor/Director	50,900	54,582	63,528	64,348	66,813	2,465	5
6	72710 140 Salary Supplements	2,011	290	405	-	-	-	6
7	72710 142 Mechanic(s)	107,706	97,704	105,245	143,989	146,129	2,140	7
8	72710 146 Bus Drivers	928,412	980,450	1,036,066	1,252,770	1,346,642	93,872	8
9	72710 162 Clerical Personnel	21,381	33,450	44,353	46,560	47,675	1,115	9
10	72710 189 Other Salaries & Wages	18,909	105,681	121,824	140,180	46,758	(93,422)	10
11	72710 196 In-Service Training	950	211	-	2,000	2,000	-	11
12	72710 201 Social Security	61,516	67,644	75,930	102,354	102,549	195	12
13	72710 204 Pensions	50,908	48,632	51,248	73,359	73,604	245	13
14	72710 206 Life Insurance	1,221	-	-	1,471	1,221	(250)	14
15	72710 207 Medical Insurance	293,317	343,301	450,477	524,822	499,035	(25,787)	15
16	72710 208 Dental Insurance	-	-	-	-	-	-	16
17	72710 210 Unemployment Compensation	-	1,100	250	4,000	2,000	(2,000)	17
18	72710 212 Employer Medicare	15,586	16,901	18,567	24,035	23,983	(52)	18
19	72710 299 Other Fringe Benefits	-	-	-	-	-	-	19
20	72710 311 Contracts with Other School Systems	-	-	7,943	3,600	4,000	400	20
21	72710 313 Contracts with Parents	-	-	-	5,000	6,000	1,000	21
22	72710 314 Contracts with Public Carriers	-	-	-	1,500	1,500	-	22
23	72710 329 Laundry Service	2,186	2,527	2,371	6,000	6,000	-	23
24	72710 338 Maintenance & Repair Service-Vehicles	4,214	3,409	5,689	8,000	8,000	-	24
25	72710 340 Medical and Dental Services	7,594	7,386	7,304	15,000	10,000	(5,000)	25
26	72710 355 Travel	519	2,634	631	2,000	3,000	1,000	26
27	72710 399 Other Contracted Services	5,534	2,545	4,576	8,000	8,000	-	27
28	72710 412 Diesel Fuel	217,524	256,050	271,489	561,000	595,000	34,000	28
29	72710 418 Equipment & Machinery Parts	-	-	-	-	-	-	29
30	72710 424 Garage Supplies	10,674	6,860	6,265	5,000	6,000	1,000	30
31	72710 425 Gasoline	13,217	3,125	12,928	40,000	40,000	-	31
32	72710 433 Lubricants	9,170	10,923	23,644	20,000	25,000	5,000	32
33	72710 450 Tires & Tubes	31,998	32,384	34,302	35,000	35,000	-	33
34	72710 453 Vehicle Parts	74,044	91,315	95,790	100,000	100,000	-	34
35	72710 499 Other Supplies & Materials	4,679	5,109	5,620	8,500	10,000	1,500	35
36	72710 511 Vehicle & Equipment Insurance	76,339	77,349	79,605	81,089	77,349	(3,740)	36
37	72710 524 In-Service/Staff Development	-	9,190	6,212	10,000	10,000	-	37
38	72710 599 Other Charges	30,861	34,144	36,995	45,225	30,000	(15,225)	38
39	72710 729 Transportation Equipment	566,539	569,079	672,407	747,198	621,000	(126,198)	39
40								40
41	72710 TOTAL EXPENDITURES FOR TRANSPORTATION	2,607,809	2,863,975	3,241,684	4,082,000	3,954,260	(127,740)	41
42								42
43	72000 TOTAL EXPENDITURES FOR SUPPORT SERVICES	19,611,516	20,077,070	22,095,742	25,196,309	25,351,888	153,125	43
44								44

**Salary Index Rollover**

**Bus Trips \$30,000 + At-Risk 20,000**

Draft

**Other Equipment - \$12,000**

**6 - 90 Passenger Buses @ \$101,000 = \$606,000 + Radios \$3,000**

**+ Copier, Computer, Printer \$6,000 + Cameras \$6,000**

**BEDFORD COUNTY DEPARTMENT OF EDUCATION  
141 GENERAL PURPOSE SCHOOL FUND BUDGET  
EXPENDITURES AND OTHER USES**

ACCOUNT NO.	EXPENDITURES	Audited 2016-17	Audited 2017-18	Audited 2018-19	Amended 2019-20	Estimated 2020-21	Increases (Decreases)
1	OPERATION OF NON-INSTRUCTIONAL SERV. (73000)						1
2	FOOD SERVICE (73100)						2
3							3
4	73100 105 Supervisor/Director.....	48,345	32,678	31,735	33,895	35,096	1,201
5	73100 119 Accountants/Bookkeepers.....	-	-	-	-	-	-
6	73100 162 Clerical Personnel.....	-	-	-	-	-	-
7	73100 165 Cafeteria Personnel.....	-	-	-	-	-	-
8	73100 189 Other Salaries & Wages.....	-	-	-	-	-	-
9	73100 196 In-Service Training.....	-	-	-	-	-	-
10	73100 201 Social Security.....	2,594	1,598	1,576	2,102	2,176	74
11	73100 204 Pensions.....	4,370	2,967	3,320	3,645	3,671	126
12	73100 206 Life Insurance.....	-	-	-	-	-	-
13	73100 207 Medical Insurance.....	7,650	5,491	5,648	13,575	13,575	0
14	73100 208 Dental Insurance.....	-	-	-	-	-	-
15	73100 210 Unemployment Compensation.....	-	-	-	-	-	-
16	73100 212 Employer Medicare.....	607	374	368	491	509	18
17	73100 299 Other Fringe Benefits.....	-	-	-	-	-	-
18	73100 307 Communication.....	-	-	-	-	-	-
19	73100 336 Maintenance & Repair Service Equipment.....	-	-	-	-	-	-
20	73100 342 Payments to Schools-Breakfast.....	-	-	-	-	-	-
21	73100 343 Payments to Schools-Lunch.....	-	-	-	-	-	-
22	73100 344 Payments to Schools-Other.....	-	-	-	-	-	-
23	73100 345 Payments to Schools-Other USDA.....	-	-	-	-	-	-
24	73100 354 Transportation - Other Than Students.....	-	-	-	-	-	-
25	73100 355 Travel.....	-	-	-	-	-	-
26	73100 399 Other Contracted Services.....	-	-	-	-	-	-
27	73100 421 Food Preparation Supplies.....	-	-	-	-	-	-
28	73100 422 Food Supplies.....	-	-	-	1,500	-	(1,500)
29	73100 436 Office Supplies.....	-	-	-	-	-	-
30	73100 451 Uniforms.....	-	-	-	-	-	-
31	73100 452 Utilities.....	-	-	-	-	-	-
32	73100 499 Other Supplies & Materials.....	-	-	-	-	-	-
33	73100 524 In-Service/Staff Development.....	-	-	-	-	-	-
34	73100 599 Other Charges.....	-	-	-	-	-	-
35	73100 710 Food Service Equipment.....	-	-	-	-	-	-
36							36
37	73100 TOTAL EXPENDITURES FOR FOOD SERVICE	63,566	43,108	42,645	55,108	55,027	(81)
38							38
39	70000 *TOTAL OPERATING EXPEND. (Accts 71100-73100)	54,038,859	56,307,117	61,497,870	67,852,857	69,896,635	2,041,323
40	* Transfer to Page 4 Line 12						40
41							41
42	610000 Total Operating Exp. Fed Projects-Line 39 Col. 3						42

**State Portion Only**

**Increase in Fixed Cost  
Increase in Fixed Cost**

**Increase in Fixed Cost**

**Increase in Fixed Cost**

Draft

**BEDFORD COUNTY DEPARTMENT OF EDUCATION  
141 GENERAL PURPOSE SCHOOL FUND BUDGET  
EXPENDITURES AND OTHER USES**

ACCOUNT NO.	EXPENDITURES	Audited 2016-17	Audited 2017-18	Audited 2018-19	Amended 2019-20	Estimated 2020-21	Increases (Decreases)	
1	OPERATION OF NON-INSTRUCTIONAL SERV (73000)							1
2	COMMUNITY SERVICES (73300)							2
3								3
4	73300 116 Teachers .....	200,774	111,196	132,820	126,225	126,225	-	4
5	73300 162 Clerical Personnel.....							5
6	73300 169 Temporary/Part-time Personnel .....	4,662	-	1,440				6
7	73300 189 Other Salaries & Wages.....	56,877	31,807	34,837	39,600	40,000	400	7
8	73300 201 Social Security .....	15,480	8,260	9,862	10,000	10,000		8
9	73300 204 Pensions.....	15,487	8,437	10,344	15,000	15,000		9
10	73300 206 Life Insurance.....							10
11	73300 207 Medical Insurance .....							11
12	73300 208 Dental Insurance.....							12
13	73300 210 Unemployment Compensation .....							13
14	73300 212 Employer Medicare.....	3,699	1,980	2,377	3,000	3,000		14
15	73300 299 Other Fringe Benefits .....							15
16	73300 336 Maintenance & Repair Services - Equipment .....							16
17	73300 355 Travel.....	4,348	245					17
18	73300 399 Other Contracted Services .....				400		(400)	18
19	73300 422 Food Supplies .....	14,541	3,200	16,124	6,000	6,000		19
20	73300 429 Instructional Supplies and Materials.....	2,352	173	448	13,000	13,000		20
21	73300 499 Other Supplies & Materials.....	7,039	197	118	2,525	2,525		21
22	73300 509 Refunds .....							22
23	73300 524 In-Service/Staff Development.....			248	800	1,000	200	23
24	73300 599 Other Charges .....	500	12,720	3,169	10,000	10,000		24
25	73300 790 Other Equipment.....							25
26								26
27	73300 TOTAL EXPENDITURES FOR COMMUNITY SERVICES	325,759	176,215	211,777	226,750	226,750	-	27
28								28
29								29
30								30
31								31
32								32
33								33
34								34
35								35
36								36
37								37
38								38
39								39
40								40

LEAPS Grant - based on 2018-19

Draft

**BEDFORD COUNTY DEPARTMENT OF EDUCATION  
141 GENERAL PURPOSE SCHOOL FUND BUDGET  
EXPENDITURES AND OTHER USES**

5/11/2020 8:14 AM 2020-21 GPS - Budget - v1

ACCOUNT NO.	EXPENDITURES	Audited 2016-17	Audited 2017-18	Audited 2018-19	Amended 2019-20	Estimated 2020-21	Increases (Decreases)	
1	OPERATION OF NON-INSTRUCTIONAL SERV (73000)							1
2	EARLY CHILDHOOD EDUCATION (73400)							2
3								3
4	73400 116 Teachers .....	204,085	213,280	222,806	302,169	305,718	3,549	4
5	73400 117 Career Ladder Program .....					1,000	1,000	5
6	73400 163 Educational Assistants .....	113,162	76,274	89,430	127,205	99,203	(28,002)	6
7	73400 189 Other Salaries & Wages .....	1,398	1,467	7,834	9,299	3,858	(5,441)	7
8	73400 195 Certified Substitute Teachers .....							8
9	73400 201 Social Security .....	18,635	16,905	18,804	27,955	25,105	(2,850)	9
10	73400 204 Pensions .....	23,603	22,729	26,653	46,313	36,393	(9,920)	10
11	73400 206 Life Insurance .....	360	251	252	378	360	(18)	11
12	73400 207 Medical Insurance .....	76,278	53,048	65,363	113,844	38,912	(74,932)	12
13	73400 210 Unemployment Compensation .....							13
14	73400 212 Employer Medicare .....	4,358	3,954	4,419	6,538	5,871	(667)	14
15	73400 217 Retirement-Hybrid Stabilization .....				823		(823)	15
16	73400 355 Travel .....	5,467	443		200	1,000	800	16
17	73400 399 Other Contracted Services .....	18,600	4,508	6,822	9,000	5,000	(4,000)	17
18	73400 429 Instructional Supplies .....			25,224	32,394	21,495	(10,899)	18
19	73400 499 Other Supplies & Materials .....	10,207	7,800	29,652	12,249	20,627	8,278	19
20	73400 509 Refunds .....							20
21	73400 524 In-Service/Staff Development .....		1,703	5,338	13,300	6,450	(6,850)	21
22	73400 599 Other Charges .....	11,984	2,834	5,702	11,000	6,574	(4,426)	22
23	73400 722 Regular Instruction Equipment .....	5,839	3,861	11,981	15,000	6,000	(9,000)	23
24								24
25								25
26	73400 TOTAL EXPENDITURES FOR EARLY CHILDHOOD EDUCATION	493,974	409,047	519,970	727,666	583,466	(144,200)	26
27								27
28								28
29								29
30								30
31								31
32								32
33								33
34								34
35								35
36								36
37								37
38								38
39								39
40								40

PreK Grant - Based on 2018-19

Increase in Fixed Cost

(10,000)

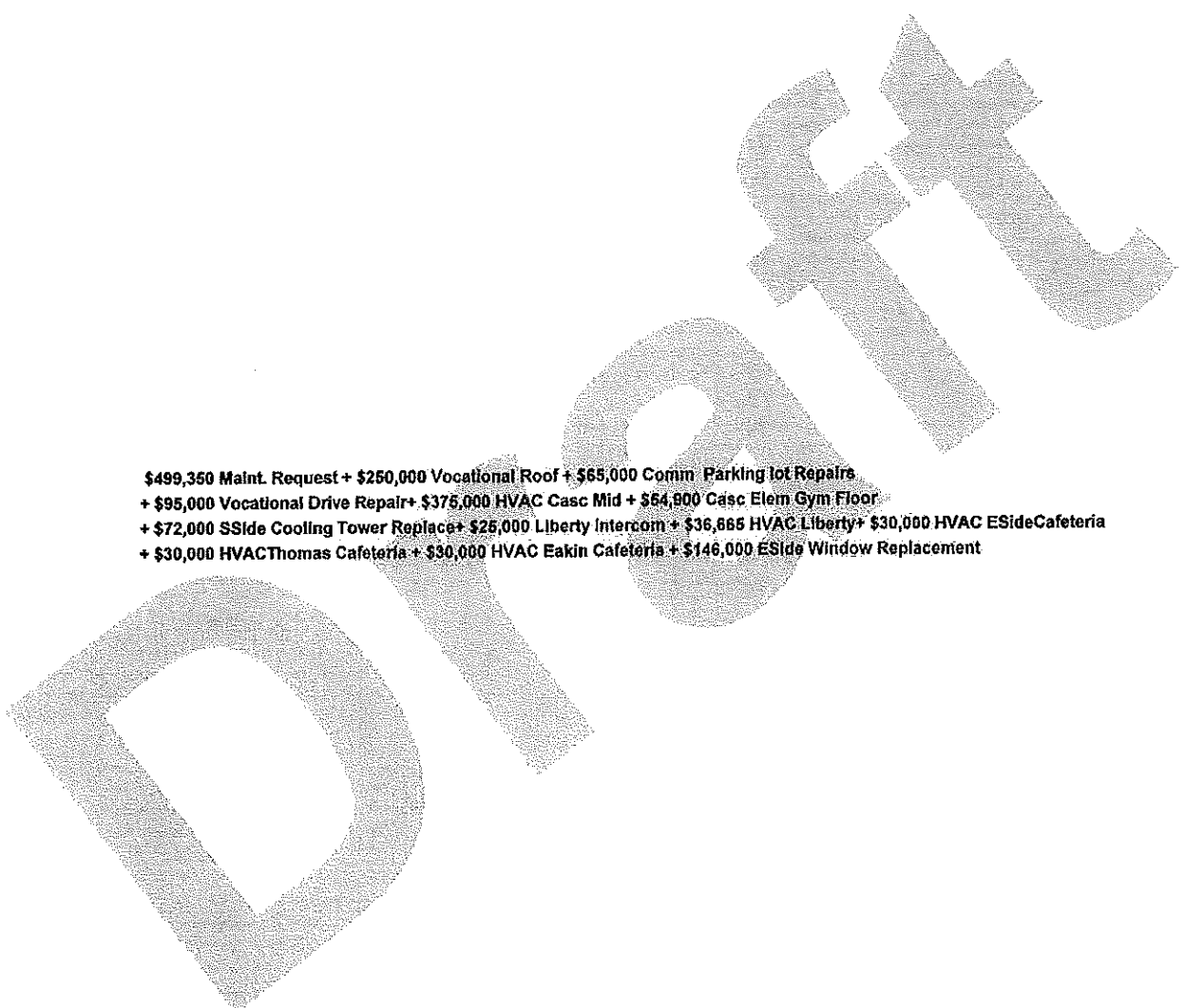
(10,820)

Draft

**BEDFORD COUNTY DEPARTMENT OF EDUCATION  
141 GENERAL PURPOSE SCHOOL FUND BUDGET  
EXPENDITURES AND OTHER USES**

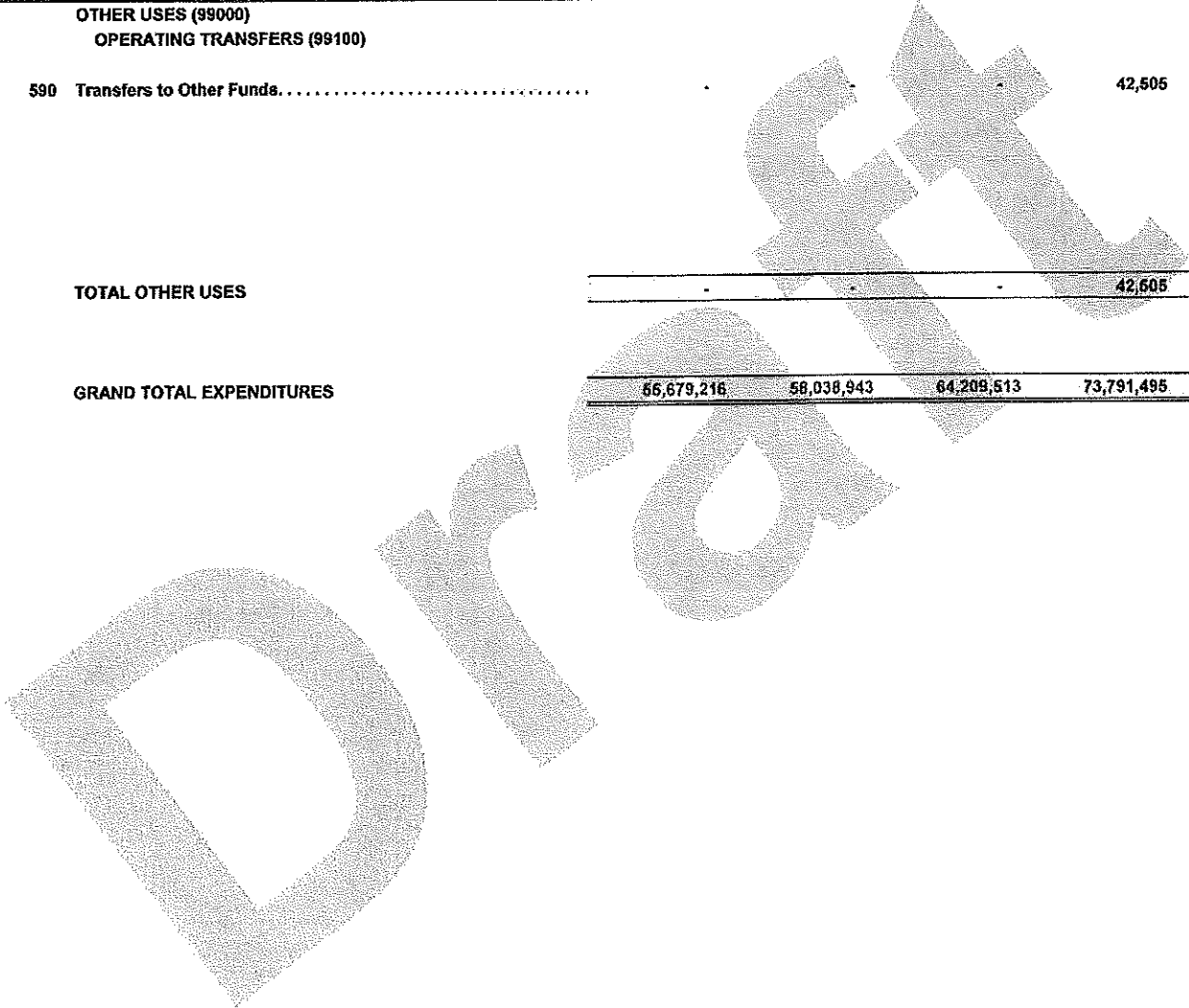
ACCOUNT NO.	EXPENDITURES	Audited 2016-17	Audited 2017-18	Audited 2018-19	Amended 2019-20	Estimated 2020-21	Increases (Decreases)	
1	<b>CAPITAL OUTLAY (76000)</b>							1
2	<b>REGULAR CAPITAL OUTLAY (76100)</b>							2
3								3
4	76100 189 Other Salaries and Wages.....	-	-	-	-	-	-	4
5	76100 201 Social Security.....	-	-	-	-	-	-	5
6	76100 204 State Retirement.....	-	-	-	-	-	-	6
7	76100 206 Life Insurance.....	-	-	-	-	-	-	7
8	76100 207 Medical Insurance.....	-	-	-	-	-	-	8
9	76100 208 Dental Insurance.....	-	-	-	-	-	-	9
10	76100 210 Unemployment Compensation.....	-	-	-	-	-	-	10
11	76100 212 Employer Medicare.....	-	-	-	-	-	-	11
12	76100 299 Other Fringe Benefits.....	-	-	-	-	-	-	12
13	76100 304 Architects.....	-	-	1,032	76,780	-	(76,760)	13
14	76100 308 Consultants.....	-	-	-	-	-	-	14
15	76100 321 Engineering Services.....	-	-	-	-	-	-	15
16	76100 331 Legal Services.....	-	-	-	-	-	-	16
17	76100 399 Other Contracted Services.....	-	-	2,515	-	-	-	17
18	76100 706 Building Construction.....	-	-	170,777	2,226,542	-	(2,226,542)	18
19	76100 707 Building Improvements.....	820,624	1,144,564	1,394,844	1,638,415	1,708,915	70,500	19
20	76100 711 Furniture and Fixtures.....	-	-	410,728	-	-	-	20
21	76100 715 Land.....	-	-	-	1,000,000	-	(1,000,000)	21
22	76100 799 Other Capital Outlay.....	-	-	-	-	-	-	22
23								23
24	76100 <b>TOTAL EXPEND. FOR REGULAR CAPITAL OUTLAY</b>	<b>820,624</b>	<b>1,144,564</b>	<b>1,979,896</b>	<b>4,941,717</b>	<b>1,708,915</b>	<b>(3,232,802)</b>	24
25								25
26								26
27								27
28								28
29								29
30								30
31								31
32								32
33								33
34								34
35								35
36								36
37								37
38								38
39								39
40								40

**\$499,350 Maint. Request + \$250,000 Vocational Roof + \$65,000 Comm. Parking lot Repairs  
 + \$95,000 Vocational Drive Repair+ \$375,000 HVAC Casc Mid + \$54,900 Casc Elem Gym Floor  
 + \$72,000 SSide Cooling Tower Replace+ \$25,000 Liberty Intercom + \$36,865 HVAC Liberty+ \$30,000 HVAC ESideCafeteria  
 + \$30,000 HVACThomas Cafeteria + \$30,000 HVAC Eakin Cafeteria + \$146,000 ESide Window Replacement**



**BEDFORD COUNTY DEPARTMENT OF EDUCATION  
141 GENERAL PURPOSE SCHOOL FUND BUDGET  
EXPENDITURES AND OTHER USES**

ACCOUNT NO.	EXPENDITURES	Audited 2016-17	Audited 2017-18	Audited 2018-19	Amended 2019-20	Estimated 2020-21	Increases (Decreases)
1	OTHER USES (99000)						
2	OPERATING TRANSFERS (99100)						
3							
4	99100 590 Transfers to Other Funds.....	-	-	-	42,505	42,505	-
5							
6							
7							
8							
9							
10							
11							
12	99000 TOTAL OTHER USES	-	-	-	42,505	42,505	-
13							
14							
15							
16	730000 GRAND TOTAL EXPENDITURES	55,679,216	58,038,943	64,209,513	73,791,495	72,458,271	(1,335,679)
17							
18							
19							
20							
21							
22							
23							
24							
25							
26							
27							
28							
29							
30							
31							
32							
33							
34							
35							
36							
37							
38							
39							
40							



37,917		
2,351	FICA	0.0620
1,687	Retirement	0.0445
550	Medicare	0.0145
42,605		

Draft

**BEDFORD COUNTY DEPARTMENT OF EDUCATION  
 143 CHILD NUTRITION FUND BUDGET  
 AVAILABLE FUNDS AND EXPENDITURES (APPROPRIATIONS) FOR THE YEAR BEGINNING JULY 1, 2020**

ACCOUNT NO.	ESTIMATED REVENUES AND OTHER SOURCES EXPENDITURES AND OTHER USES	Audited 2015-16	Audited 2016-17	Audited 2017-18	Audited 2018-19	Amended 2019-20	Estimated 2020-21	Increases (Decreases)	
1	<b>ESTIMATED REVENUES AND OTHER SOURCES</b>								1
2	43000 Charges for Current Services .....	248,616	229,643	196,465	201,988	300,000	300,000	-	2
3	44000 Other Local Revenues .....	950	1,131	2,503	5,761	3,000	3,000	-	3
4	47100 Federal Funds Received Thru State .....	4,396,406	4,761,582	4,788,151	4,682,207	4,900,000	4,900,000	-	4
5	49000 Other Sources .....	0	0	0	0	0	0	-	5
6									6
7	14100 <b>TOTAL ESTIMATED REVENUES &amp; OTHER SOURCES</b>	<b>4,645,971</b>	<b>4,992,356</b>	<b>4,985,429</b>	<b>4,889,956</b>	<b>5,203,000</b>	<b>5,203,000</b>	<b>-</b>	7
8									8
9	30000 Restricted Fund Balance .....	1,177,548	1,255,628	1,668,618	2,228,635	2,137,083	1,641,091	(495,992)	9
10	Adjustments								10
11									11
12	<b>TOTAL AVAILABLE FUNDS</b>	<b>5,823,519</b>	<b>6,247,984</b>	<b>6,653,947</b>	<b>7,118,591</b>	<b>7,340,083</b>	<b>6,844,091</b>	<b>(495,992)</b>	12
13									13
14	<b>EXPENDITURES (APPROPRIATIONS)</b>								14
15									15
16	Support Services								16
17	72310 Board of Education .....	46,156	63,935	63,935	64,000	54,000	54,000	-	17
18									18
19	Operation of Non-Instructional Services								19
20	73100 Food Service .....	4,519,735	4,525,531	4,371,377	4,927,508	5,622,980	5,650,423	27,443	20
21	99000 Other Uses (Transfers) .....	0	0	0	0	22,012	22,012	-	21
22									22
23									23
24	<b>TOTAL EXPENDITURES</b>	<b>4,567,891</b>	<b>4,579,466</b>	<b>4,426,312</b>	<b>4,981,508</b>	<b>5,698,992</b>	<b>5,726,435</b>	<b>27,443</b>	24
25									25
26	39000 Ending Fund Balance .....	1,255,628	1,668,618	2,228,635	2,137,083	1,641,091	1,117,656	(523,435)	26
27									27
28									28
29									29
30									30
31									31
32									32
33									33
34									34
35									35
36									36
37									37
38									38
39									39
40									40

Draft

**BEDFORD COUNTY DEPARTMENT OF EDUCATION  
143 CHILD NUTRITION FUND BUDGET  
REVENUES AND OTHER SOURCES**

ACCOUNT NO.	REVENUES	Audited 2015-16	Audited 2016-17	Audited 2017-18	Audited 2018-19	Amended 2019-20	Estimated 2020-21	Increases (Decreases)	
1	43000								1
2	43500								2
3	43517								3
4	43521								4
5	43522								5
6	43523								6
7	43524								7
8	43525								8
9	43531								9
10	43532								10
11	43541								11
12	43542								12
13	43570								13
14	43581								14
15	43582								15
16	43990								16
17									17
18	43000	248,615	229,643	196,465	201,988	300,000	300,000	0	18
19									19
20									20
21									21
22									22
23									23
24									24
25									25
26									26
27									27
28									28
29									29
30									30
31									31
32									32
33									33
34									34
35									35
36									36
37									37
38									38
39									39
40									40

Draft

**BEDFORD COUNTY DEPARTMENT OF EDUCATION  
143 CHILD NUTRITION FUND BUDGET  
REVENUES AND OTHER SOURCES**

ACCOUNT NO.	REVENUES	Audited 2016-16	Audited 2016-17	Audited 2017-18	Audited 2018-19	Amended 2019-20	Estimated 2020-21	Increases (Decreases)	
1	44000								1
2	44100								2
3	44110								3
4	44120								4
5	44130								5
6	44170								6
7									7
8	44500								8
9	44510								9
10	44520								10
11	44530								11
12	44540								12
13	44560								13
14	44570								14
15	44990								15
16									16
17	44000	950	1,131	2,803	5,761	3,000	3,000	0	17
18									18
19	47000								19
20	47100								20
21	47111	3,115,450	3,271,646	3,219,582	2,979,089	3,400,000	3,400,000	-	21
22		0	0	0	0	0	0	-	22
23	47112	267,240	316,099	342,043	401,054	0	0	-	23
24	47113	940,584	1,150,612	1,211,682	1,302,064	1,500,000	1,500,000	-	24
25	47114	73,132	23,125	12,854	0	0	0	-	25
26		0	0	0	0	0	0	-	26
27	47590	0	0	0	0	0	0	-	27
28									28
29	47100	4,398,408	4,761,582	4,786,161	4,682,207	4,900,000	4,900,000	0	29
30									30
31	47000	4,645,971	4,992,356	4,985,429	4,889,956	5,203,000	5,203,000	0	31
32									32
33	49000								33
34	49800	0	0	0	0	0	0	-	34
35	49810	0	0	0	0	0	0	-	35
36	49900	0	0	0	0	0	0	-	36
37									37
38	49000	0	0	0	0	0	0	0	38
39									39
40	14100	4,645,971	4,992,356	4,985,429	4,889,956	5,203,000	5,203,000	0	40

Draft

Fresh Fruit and Veg Grant - \$21,222

**BEDFORD COUNTY DEPARTMENT OF EDUCATION  
143 CHILD NUTRITION FUND BUDGET  
EXPENDITURES AND OTHER USES**

ACCOUNT NO.	EXPENDITURES	Audited 2015-16	Audited 2016-17	Audited 2017-18	Audited 2018-19	Amended 2019-20	Estimated 2020-21	Increases (Decreases)	
1	SUPPORT SERVICES - 72000								1
2	GENERAL ADMINISTRATION (72300)								2
3	BOARD OF EDUCATION (72310)								3
4	72310 513 Workers' Compensation Insurance.....	48,156	53,935	53,935	54,000	54,000	54,000	-	4
6	72310 TOTAL EXPEND. FOR BOARD OF EDUCATION	48,156	53,935	53,935	54,000	54,000	54,000	0	6
8	OPERATION OF NON-INSTRUCTIONAL SERV. (73000)								8
9	FOOD SERVICE (73100)								9
10	73100 105 Supervisor/Director.....	20,000	20,000	37,775	41,148	41,148	41,148	-	10
11	73100 119 Accountants/Bookkeepers.....	0	0	0	0	0	0	-	11
12	73100 162 Clerical Personnel.....	48,833	48,935	51,407	53,326	35,635	36,698	1,063	12
13	73100 165 Cafeteria Personnel.....	1,093,837	1,011,153	1,035,127	1,165,030	1,504,111	1,525,877	21,766	13
14	73100 167 Maintenance Personnel.....	0	0	0	27,851	0	0	-	14
15	73100 189 Other Salaries & Wages.....	43,557	42,089	47,517	24,493	70,753	71,842	1,089	15
16	73100 196 In-Service Training.....	0	0	0	0	0	0	-	16
17	73100 201 Social Security.....	71,197	66,413	67,707	76,889	102,402	103,885	1,483	17
18	73100 204 Pensions.....	55,151	50,204	45,146	48,200	75,971	77,036	1,065	18
19	73100 206 Life Insurance.....	2,250	2,250	1,847	1,974	2,250	2,250	-	19
20	73100 207 Medical Insurance.....	214,519	280,124	281,971	389,031	360,861	361,492	631	20
21	73100 208 Dental Insurance.....	0	0	0	0	0	0	-	21
22	73100 210 Unemployment Compensation.....	2,480	2,980	3,583	771	5,000	5,000	-	22
23	73100 212 Employer Medicare.....	16,651	15,532	15,835	17,982	23,949	24,286	347	23
24	73100 299 Other Fringe Benefits.....	0	0	0	0	2,400	2,400	-	24
25	73100 307 Communication.....	0	0	0	0	4,500	4,500	-	25
26	73100 336 Maintenance & Repair Service Equipment.....	23,613	20,679	27,587	28,908	50,000	50,000	-	26
27	73100 355 Travel.....	6,076	4,857	5,179	5,172	13,000	13,000	-	27
28	73100 399 Other Contracted Services.....	9,539	9,482	10,763	15,091	20,000	20,000	-	28
29	73100 421 Food Preparation Supplies.....	277,436	202,787	198,991	241,896	350,000	350,000	-	29
30	73100 422 Food Supplies.....	2,325,597	2,328,050	2,142,058	2,299,681	2,750,000	2,750,000	-	30
31	73100 435 Office Supplies.....	7,306	2,979	12,283	3,594	20,000	20,000	-	31
33	73100 451 Uniforms.....	11,064	9,892	11,134	10,785	18,000	18,000	-	33
32	73100 469 USDA - Commodities.....	267,240	316,098	342,043	401,054	0	0	-	32
34	73100 499 Other Supplies & Materials.....	0	0	0	0	0	0	-	34
35	73100 524 In-Service/Staff Development.....	2,285	6,834	4,151	1,776	20,000	20,000	-	35
36	73100 599 Other Charges.....	0	0	0	0	3,000	3,000	-	36
37	73100 710 Food Service Equipment.....	21,104	84,192	29,273	72,858	150,000	150,000	-	37
39	73100 TOTAL EXPENDITURES FOR FOOD SERVICE	4,519,735	4,525,531	4,371,377	4,927,508	5,622,980	5,650,423	27,443	39
41	70000 TOTAL OPERATING EXPEND. (Accts 71100-73100)	4,567,891	4,579,466	4,425,312	4,981,508	5,676,980	5,704,423	27,443	41

**Draft**

**State Portion \$50,897 (includes benefits) in GPS**

**Increase in Fixed Cost + Jan 3% Increase**

**BEDFORD COUNTY DEPARTMENT OF EDUCATION  
 143 CHILD NUTRITION FUND BUDGET  
 EXPENDITURES AND OTHER USES**

ACCOUNT NO.	EXPENDITURES	Audited 2015-16	Audited 2016-17	Audited 2017-18	Audited 2018-19	Amended 2019-20	Estimated 2020-21	Increases (Decreases)	
1	OTHER USES (99000)								1
2	OPERATING TRANSFERS (99100)								2
3									3
4	99100 590 Transfers to Other Funds.....	0	0	0	22,012	22,012	22,012	-	4
5									5
6									6
7	RESIDUAL EQUITY TRANSFERS (99200)								7
8									8
9	99200 590 Transfers to Other Funds.....	0	0	0	0	0	0	-	9
10									10
11									11
12	98000 TOTAL OTHER USES	0	0	0	22,012	22,012	22,012	0	12
13									13
14									14
15									15
16	730000 GRAND TOTAL EXPENDITURES	4,567,891	4,579,466	4,425,312	6,003,520	5,688,992	5,726,435	27,443	16
17									17
18									18
19									19
20									20
21									21
22									22
23									23
24									24
25									25
26									26
27									27
28									28
29									29
30									30
31									31
32									32
33									33
34									34
35									35
36									36
37									37
38									38
39									39
40									40

Draft

**BEDFORD COUNTY DEPARTMENT OF EDUCATION  
 146 SCHOOL-AGE CARE PROGRAM BUDGET  
 AVAILABLE FUNDS AND EXPENDITURES (APPROPRIATIONS) FOR THE YEAR BEGINNING JULY 1, 2020**

5

3PS - Budget - v1

ACCOUNT NO.	ESTIMATED REVENUES AND OTHER SOURCES EXPENDITURES AND OTHER USES	Audited 2015-16	Audited 2016-17	Audited 2017-18	Audited 2018-19	Amended 2019-20	Estimated 2020-21	Increases (Decreases)	
1	<b>ESTIMATED REVENUES AND OTHER SOURCES</b>								1
2	43000 Charges for Current Services .....	429,142	449,726	459,854	459,112	503,010	559,578	56,568	2
3	44000 Other Local Revenues .....	0	0	0	0	0	0	-	3
4	46500 State Education Funds .....	0	0	0	0	0	0	-	4
5	49000 Other Sources .....	0	0	0	0	0	0	-	5
6									6
7	14100 <b>TOTAL ESTIMATED REVENUES &amp; OTHER SOURCES</b>	<b>429,142</b>	<b>449,726</b>	<b>459,854</b>	<b>459,112</b>	<b>503,010</b>	<b>559,578</b>	<b>56,568</b>	7
8									8
9	30000 Committed Fund Balance .....	31,787	86,311	144,519	206,274	281,373	281,373	-	9
10	Adjustments								10
11	<b>TOTAL AVAILABLE FUNDS</b>	<b>460,929</b>	<b>536,037</b>	<b>604,373</b>	<b>664,386</b>	<b>784,383</b>	<b>840,951</b>	<b>66,568</b>	11
12									12
13	<b>EXPENDITURES (APPROPRIATIONS)</b>								13
14									14
15	Support Services								15
16	72310 Board of Education .....	3,000	1,569	1,569	1,800	1,800	1,800	-	16
17									17
18	Operation of Non-Instructional Services								18
19	73300 Community Services .....	371,618	389,949	397,530	381,213	531,192	567,734	36,542	19
20	99000 Other Uses (Transfers) .....	0	0	0	0	0	0	-	20
21									21
22									22
23	<b>TOTAL EXPENDITURES</b>	<b>374,618</b>	<b>391,518</b>	<b>399,099</b>	<b>383,013</b>	<b>532,992</b>	<b>569,534</b>	<b>36,542</b>	23
24									24
25	39000 Ending Fund Balance .....	86,311	144,519	205,274	281,373	251,391	271,417	20,026	25
26									26
27									27
28									28
29									29
30									30
31									31
32									32
33									33
34									34
35									35
36									36
37									37
38									38
39									39
40									40

**BEDFORD COUNTY DEPARTMENT OF EDUCATION  
146 SCHOOL-AGE CARE PROGRAM BUDGET  
REVENUES AND OTHER SOURCES**

5

IPS - Budget - v1

ACCOUNT NO.	REVENUES	Audited 2015-16	Audited 2016-17	Audited 2017-18	Audited 2018-19	Amended 2019-20	Estimated 2020-21	Increases (Decreases)	
1	43000								1
2	43500								2
3	43517								3
4	43521								4
5	43522								5
6	43523								6
7	43524								7
8	43525								8
9	43531								9
10	43532								10
11	43541								11
12	43542								12
13	43570								13
14	43581					10,500	12,000	1,500	14
15	43582								15
16	43980								16
17									17
18	43000	429,142	449,726	459,854	459,112	503,010	559,578	56,568	18
19									19
20									20
21									21
22									22
23									23
24									24
25									25
26									26
27									27
28									28
29									29
30									30
31									31
32									32
33									33
34									34
35									35
36									36
37									37
38									38
39									39
40									40

**BEDFORD COUNTY DEPARTMENT OF EDUCATION  
146 SCHOOL-AGE CARE PROGRAM BUDGET  
REVENUES AND OTHER SOURCES**

5

IPS - Budget - v1

ACCOUNT NO.	REVENUES	Audited 2015-16	Audited 2016-17	Audited 2017-18	Audited 2018-19	Amended 2019-20	Estimated 2020-21	Increases (Decreases)	
1 44000	Other Local Revenues								1
2 44100	Recurring Items								2
3 44110	Interest Earned.....	0	0	0	0	0	0	-	3
4 44120	Lease/Rentals.....	0	0	0	0	0	0	-	4
5 44130	Sale of Materials & Supplies.....	0	0	0	0	0	0	-	5
6 44170	Miscellaneous Refunds.....	0	0	0	0	0	0	-	6
7									7
8 44500	Nonrecurring Items								8
9 44510	Accrued Interest on Debt Issues.....	0	0	0	0	0	0	-	9
10 44520	Insurance Recovery.....	0	0	0	0	0	0	-	10
11 44530	Sale of Equipment.....	0	0	0	0	0	0	-	11
12 44540	Sale of Property.....	0	0	0	0	0	0	-	12
13 44550	Resale of Materials - T & I House.....	0	0	0	0	0	0	-	13
14 44560	Damages Recovered from Individuals.....	0	0	0	0	0	0	-	14
15 44570	Contributions & Gifts.....	0	0	0	0	0	0	-	15
16 44990	Other Local Revenue.....	0	0	0	0	0	0	-	16
17									17
18 44000	Total Other Local Revenues	0	0	0	0	0	0	0	18
19									19
20 46000	State of Tennessee								20
21 46500	State Education Funds	0	0	0	0	0	0	-	21
22 46590	Other State Education Funds.....	0	0	0	0	0	0	-	22
23									23
24 46800	Total Other State Revenues	0	0	0	0	0	0	0	24
25									25
26 47000	* TOTAL OPERATING REVENUES	429,142	449,726	459,854	459,112	503,010	559,578	56,568	26
27									27
28 49000	Other Sources								28
29 49800	Operating Transfers.....	0	0	0	0	0	0	-	29
30 49810	City General Fund Transfers.....	0	0	0	0	0	0	-	30
31 49900	Residual Equity Transfers.....	0	0	0	0	0	0	-	31
32									32
33 49000	Total Other Sources	0	0	0	0	0	0	0	33
34									34
35 14100	** TOTAL REVENUES AND OTHER SOURCES	429,142	449,726	459,854	459,112	503,010	559,578	56,568	35
36									36
37									37
38									38
39									39
40									40

BEDFORD COUNTY DEPARTMENT OF EDUCATION  
 146 SCHOOL-AGE CARE PROGRAM BUDGET  
 EXPENDITURES AND OTHER USES

ACCOUNT NO.	EXPENDITURES	Audited 2015-16	Audited 2016-17	Audited 2017-18	Audited 2018-19	Amended 2019-20	Estimated 2020-21	Increases (Decreases)	
1	SUPPORT SERVICES - 72000								1
2	GENERAL ADMINISTRATION (72300)								2
3	BOARD OF EDUCATION (72310)								3
4									4
5	72310 513 Workers' Compensation Insurance.....	3,000	1,569	1,569	1,800	1,800	1,800	-	5
6									6
7	72310 TOTAL EXPEND. FOR BOARD OF EDUCATION	3,000	1,569	1,569	1,800	1,800	1,800	0	7
8									8
9	OPERATION OF NON-INSTRUCTIONAL SERV (73000)								9
10	COMMUNITY SERVICES (73300)								10
11	73300 105 Supervisor/Director.....	56,285	57,547	60,431	50,964	62,394	53,844	(8,550)	11
12	73300 162 Clerical Personnel.....	45,378	47,135	40,483	27,568	53,951	55,001	1,050	12
13	73300 169 Temporary/Part-time Personnel.....	181,205	184,629	194,787	204,400	269,308	290,698	21,390	13
14	73300 189 Other Salaries & Wages.....	1,082	4,786	5,250	4,077	2,480	2,529	49	14
15	73300 201 Social Security.....	17,075	17,854	18,260	17,484	24,064	24,928	864	15
16	73300 204 Pensions.....	7,763	8,146	6,937	4,595	17,272	17,892	620	16
18	73300 207 Medical Insurance.....	20,236	24,762	22,068	20,666	20,019	20,019	0	18
19	73300 210 Unemployment Compensation.....	0	0	0	0	4,000	2,000	(2,000)	19
20	73300 212 Employer Medicare.....	3,993	4,176	4,271	4,089	5,628	6,191	563	20
17	73300 Retirement - Hybrid Stabilization.....	0	0	0	379	0	0	-	17
21	73300 307 Communication.....	923	747	685	962	2,000	2,000	-	21
22	73300 336 Maintenance & Repair Services - Equipment.....	539	604	757	848	1,150	1,500	350	22
23	73300 348 Postal Charges.....	0	0	0	0	0	0	-	23
24	73300 355 Travel.....	3,469	2,448	2,813	3,464	4,410	4,410	-	24
25	73300 399 Other Contracted Services.....	0	32	0	0	300	300	-	25
26	73300 422 Food Supplies.....	18,389	17,783	18,454	18,532	25,700	29,709	4,009	26
27	73300 429 Instructional Supplies & Materials.....	7,643	9,163	9,596	9,873	17,841	21,362	3,521	27
28	73300 499 Other Supplies & Materials.....	5,422	6,679	6,722	7,560	10,850	13,125	2,275	28
29	73300 524 In-Service/Staff Development.....	1,851	1,952	2,708	2,048	2,525	3,125	600	29
30	73300 599 Other Charges.....	147	0	100	104	1,800	3,400	1,600	30
31	73300 790 Other Equipment.....	218	1,527	3,208	3,600	5,500	15,700	10,200	31
32									32
33	73300 TOTAL EXPENDITURES FOR COMMUNITY SERVICES	371,618	389,949	397,530	381,213	531,192	567,734	36,542	33
34									34
35	70000 TOTAL OPERATING EXPEND. (Accts 71100-73100)	374,618	391,518	399,099	383,013	532,992	569,534	36,542	35
36									36
37									37
38									38
39									39
40									40

**BEDFORD COUNTY DEPARTMENT OF EDUCATION  
 146 SCHOOL-AGE CARE PROGRAM BUDGET  
 EXPENDITURES AND OTHER USES**

5

IPS - Budget - v1

ACCOUNT NO.	EXPENDITURES	Audited 2015-16	Audited 2016-17	Audited 2017-18	Audited 2018-19	Amended 2019-20	Estimated 2020-21	Increases (Decreases)
1	OTHER USES (99000)							
2	OPERATING TRANSFERS (99100)							
3								
4	99100 590 Transfers to Other Funds.....	0	0	0	0	0	0	-
5								
6								
7	RESIDUAL EQUITY TRANSFERS (99200)							
8								
9	99200 590 Transfers to Other Funds.....	0	0	0	0	0	0	-
10								
11								
12	99000 TOTAL OTHER USES	0	0	0	0	0	0	0
13								
14								
15								
16	73000 GRAND TOTAL EXPENDITURES	374,618	391,618	399,099	383,013	532,992	569,534	36,542
17								
18								
19								
20								
21								
22								
23								
24								
25								
26								
27								
28								
29								
30								
31								
32								
33								
34								
35								
36								
37								
38								
39								
40								

✓ Siesta - remove  
add My Benefits \$7500

✓ Staff Development

Textbooks \$ 1,444,000  
from last yr 500,000  
from Tech 289,167  
Balance from FB 656,000

CBE at Cascade maybe open position

[robert.daniel@bedfordcountyttn.org](mailto:robert.daniel@bedfordcountyttn.org)

---

**From:** Don Embry <embryd@bedfordk12tn.net>  
**Sent:** Thursday, April 23, 2020 9:48 AM  
**To:** Robert Daniel (robert.daniel@bedfordcountyttn.org)  
**Subject:** 2020-21 budget item

Robert

I want to create another account for school allocations. Please add a 524 (Staff Development) account for each school. This has been an audit finding for schools the past few years and they would have money to draw from with this account.

In this current year's budget, we have \$60,000 budgeted in 71100-722 for high schools bands. That was a one-time deal. Take \$30,000 of that money and divide it out equitable to each schools 524 account based on either ADM or number of teachers. The remaining of the \$30,000 stays in 722 systemwide.

Don Embry  
Superintendent of Schools  
Bedford County Department of Education  
500 Madison Street  
Shelbyville, Tennessee 37160

931-684-3284  
[www.bedfordk12tn.com](http://www.bedfordk12tn.com)

**Facebook:** [facebook.com/bedcoschools](https://facebook.com/bedcoschools)  
**Twitter:** [twitter.com/bedcoschools](https://twitter.com/bedcoschools)  
**Instagram:** [instagram.com/bedcoschools](https://instagram.com/bedcoschools)

**robert.daniel@bedfordcountytn.org**

---

**From:** Don Embry <embryd@bedfordk12tn.net>  
**Sent:** Thursday, April 23, 2020 10:05 AM  
**To:** Robert Daniel (robert.daniel@bedfordcountytn.org)  
**Subject:** 2020-21 budget request - Driver's Education

Robert

Currently we are splitting a Driver's Education position between Cascade High and Community High. I would like to add another position for Driver's Education so that each school has a full time position. In addition, we need to make sure that we have enough money in our Driver's Ed account for the purchase of a vehicle and the necessary equipment for it.

Don Embry  
Superintendent of Schools  
Bedford County Department of Education  
500 Madison Street  
Shelbyville, Tennessee 37160

931-684-3284  
[www.bedfordk12tn.com](http://www.bedfordk12tn.com)

**Facebook:** [facebook.com/bedcoschools](https://facebook.com/bedcoschools)  
**Twitter:** [twitter.com/bedcoschools](https://twitter.com/bedcoschools)  
**Instagram:** [instagram.com/bedcoschools](https://instagram.com/bedcoschools)

**Don Embry**

---

**From:** Ben Barrett  
**Sent:** Monday, March 30, 2020 12:00 PM  
**To:** Don Embry  
**Subject:** Budget for 2020-2021  
**Attachments:** Budget sheet 2020-21.xlsx

I've attached the Technology Budget Requests for 2020-2021. I have some notes to go along with it, which are listed below. If you have any questions, just let me know!

Increases from last year:

- 72250-350 – Internet cost to increase bandwidth for this school year
- 72250-709 – Server replacement
- 72250-709 – Wi-Fi for portables (this one is up to whether the over all budget can handle it)

In 71100-709 (technology equipment for students), I have a request to update our original 1:1 carts and add additional 1:1 laptops to the high schools to cover a big up-coming 9<sup>th</sup> grade class.

In 71100-471 (software for students), I have added an option at the bottom to add LanSchool across the district. This is the program that allows teachers to see the student laptop screens and push out content to them. Right now, we pay \$19,689.28 for the three high schools and the K-8 1:1 carts. If we get site licenses at each school, the cost goes to \$33,855.37. So it would cost us a little over \$14,000.00 to provide the service across all student devices.

In the tab listed as 1 to 1 numbers, I have laid out different options on the cost of adding in 6-8 laptops. The first set of numbers shows the cost of one laptop per student. The second set of numbers shows the cost of a cart of 32 laptops for each ELA and Math class per grade level.

Thanks!!

Ben Barrett  
Director of Technology  
Bedford County Department of Education

Account #	Category	Amount
72250-336	Maintenance/Repair	\$ 64,860.24
72250-350	Internet Connectivity	\$ 312,312.76
72250-355	Travel	\$ 10,000.00
72250-470	Cabling	\$ 30,000.00
72250-471	Software	\$ 284,123.87
72250-499	Other Supplies	\$ 16,000.00
72250-524	Inservice	\$ 19,000.00
72250-599	Other Charges	\$ 1,000.00
72250-709	Data Processing Equipment	\$ 289,167.30
		<u>\$ 1,026,464.17</u>

Technology	72250-336	Amount
Dell	Parts	\$ 10,000.00
Graybar	Battery Back Ups	\$ 4,000.00
KamCom	Out of Warranty Parts	\$ 5,000.00
Systems Integration	Extreme Support/Maintenance	\$ 5,360.24
Systems Integration	Equipment Maintenance	\$ 15,000.00
Wavepoint	Server Installation	\$ 15,000.00
	Misc. Maintenance/Repair	\$ 10,500.00
		<u>\$ 64,860.24</u>

Technology	72250-350	Amount	Frequency	Notes
ENA	Internet	\$ 112,560.00	Yearly	Bandwidth increase
ENA	ENA Air	\$ 93,000.00	Yearly	
ENA	VOIP Service	\$ 96,752.76	Monthly (Total for year)	
ENA	Next Gen Firewall	\$ 10,000.00	Monthly (Total for year)	
		<u>\$ 312,312.76</u>		

Technology	72250-471	Amount	Frequency
CDW-G	Barracuda Cloud-to-Cloud Backup	\$ 29,757.25	Yearly
CDW-G	Barracuda VPN	\$ 980.00	Yearly
CDW-G	Office 365	\$ 60,000.00	Yearly
CPSI	XD AD	\$ 3,500.00	Yearly
Dell	AppAssure	\$ 2,989.28	Yearly
Dell	Support	\$ 20,000.00	
Edlio	Web Hosting	\$ 15,800.00	Yearly
ENA	Video	\$ 6,257.00	Yearly
Follett	Destiny	\$ 24,243.34	Yearly
Gaggle	Email Archiving	\$ 13,680.00	Yearly
Kimono	Follett Sif Agent	\$ 3,000.00	Yearly
Kimono	Subscription	\$ 8,200.00	Yearly
PCS	Content Keeper	\$ 21,000.00	Yearly
Reliance Communications	School Messenger	\$ 13,392.00	Yearly
School Station	Scheduler	\$ 2,500.00	Yearly
School Station	Support Desk	\$ 2,392.00	Yearly
Skyward	Skyward	\$ 47,007.00	Yearly
Skyward	API	\$ 8,626.00	Yearly
Solarwinds	Dameware	\$ 800.00	Yearly
		<u>\$ 284,123.87</u>	

Technology	72250-524	Amount	Notes
TETA	TETC	\$ 10,000.00	Teacher Registration
Microsoft	Tech PD	\$ 9,000.00	
		<u>\$ 19,000.00</u>	

Technology	72250-709	Amount	Frequency	Notes
Dell	Teacher Computers	\$ 108,000.00	Yearly	
Dell	Servers	\$ 67,000.00		
ENA	Portable Wi-Fi	\$ 84,167.30		Equipment - 1 time cost
System Integrations	Switches/Network Upgrades	\$ 30,000.00		
		<u>\$ 289,167.30</u>		

→ Moved to  
textbooks  
per Don Embry

**Laptops for every student**

	Cascade MS	Community MS	Harris	Liberty			\$346
8th Grade	155	152	361	77	745		\$257,770
7th Grade	124	137	366	91	718		\$248,428
6th Grade	99	111	383	96	689		\$238,394
	378	400	1110	264	2152		\$744,592

**Laptops for each ELA and Math class**

	Cascade MS	Community MS	Harris	Liberty			\$346
8th Grade	3	3	6	2	14	\$	155,008.00
7th Grade	4	4	6	2	16	\$	177,152.00
6th Grade	3	3	8	2	16	\$	177,152.00
	10	10	20	6	46	\$	509,312.00
	320	320	640	192	1472		

		\$1,105.99	
24	\$	26,543.76	\$284,313.76
23	\$	25,437.77	\$273,865.77
22	\$	24,331.78	\$262,725.78
69	\$	76,313.31	\$820,905.31

		\$1,105.99	
\$15,483.86	\$	170,491.86	
\$17,695.84	\$	194,847.84	
\$17,695.84	\$	194,847.84	
\$50,875.54	\$	560,187.54	

School	Laptops	\$ per laptop	TOTAL
Thomas	30	\$346.00	\$10,380.00
Cascade Middle	32	\$346.00	\$11,072.00
East Side	30	\$346.00	\$10,380.00
Cascade High	32	\$346.00	\$11,072.00
Community High	32	\$346.00	\$11,072.00
SCHS	89	\$346.00	\$30,794.00
			<b><u>\$84,770.00</u></b>

Additions		Larger 9th Grade Classes	
School	Laptops	Cost	
Cascade HS	32	\$	11,072.00
Community HS	32	\$	11,072.00
SCHS	89	\$	30,794.00
	153	\$	<b><u>52,938.00</u></b>

REPLACEMENTS		Connected Classroom	
School	Laptops	Cost	
T. Turner	30	\$	10,380.00
S. Monroe	30	\$	10,380.00
M. Spears	32	\$	11,072.00
	92	\$	<b><u>31,832.00</u></b>

2 carts of 32 for SCHS, 1 cart of 25 for CTE

**Instructional Software 71100-471**

All In Learning		\$ 2,500.00	Yearly
CDWG	Lan School	\$ 19,689.28	Yearly
ENA	Brain Pop	\$ 12,852.00	Yearly
ENA	Learn 360	\$ 8,400.00	Yearly
Instructure	Canvas	\$ 3,600.00	Yearly
Edmentum	Plato	\$ 25,500.00	Yearly
Classlink		\$ 27,500.00	Yearly
		\$ 100,041.28	

CDWG Lan School \$ 33,855.37 Yearly For every device

# Plant Operations

## Budget 2020/2021

### Draft 1

Mar 11, 2020

Capital Outlay	76100
Custodial Department	72610
Maintenance and Grounds Department	72620

# Plant Operations

## 2020/2021 Budget Highlights

I didn't ask for increases on several account lines this year, we have only asked for increases in areas where we had shortfalls this past year or where we anticipate cost increases.

The requested increases are bold and highlighted in yellow on the summary pages. The details to each account line are also included.

- 1) **One of our most important items for consideration again this year is that of our Pay Scale for our Custodial, Grounds and Maintenance personnel.** We spend a lot of time and energy looking for applicants, interviewing applicants, hiring and training.
- 2) Please note some important requests in our Capital Outlay. Our total amount is up a little from last year, but our system keeps growing and it does take more money to keep large equipment, roofs, parking lots and other majors capital items where they need to be.
- 3) We haven't asked for an increase in our water and sewer utility line for the past three years. Unfortunately I underestimated what those costs would be last year that is why I'm asking for a larger increase in that line this year than in other utility lines.

# Special Projects/Capital Outlay 2020/2021

## Misc. System Wide

Central High Concrete Repair gym, front, and theater entrances	17,500
Flashing Paint and Repairs System Wide	30,000
Replacement HVAC Units System Wide	45,000
Security System Upgrades	15,000
Fire Alarm Upgrades	11,500
Energy Management Control upgrades	65,000
Drop Ceiling Tile and Grid replacement	25,000
Replacement Floor Tile and Carpet	55,000
Various Fencing Projects	15,000
Parking Lot Repairs System Wide	17,200
Door Replacements System Wide	33,750
Locks System Wide	19,400
Crane and Equipment Rentals	7,500
Fire Marshal Improvements	7,500
Misc Large Roof Repairs	32,000
Bleacher Repairs and Replacements System Wide	85,000
Concrete for Sidewalks, Pads and Ramps	18,000

**Sub Total** **\$499,350**

## Major Capital System Wide

Vocational Roof	250,000
Community Parking Lot Repairs	65,000
Vocational Parking Lot Repairs	95,000
5 HVAC Rooftop units at Cascade Middle	375,000
Cascade Ele Gym Floor Repair/Replace	54,900
Southside Cooling Tower replacement	72,000
Liberty Intercom System	25,000
Liberty HVAC Rooftop Units	36,665
HVAC units for E. Side Café	30,000
HVAC units for Thomas Café	30,000
HVAC units for Eakin Café	30,000
East Side Window Replacements	146,000

**Total** **\$1,708,915**

Bedford County Schools Roofing Chart							2020
Building	Install Date	Age	Condition	Type	Wrnty	Still under wrnty?	Installer
<b>BCLA Annex</b>	1992	28	bad	Carlyle	10	No	Marion & Green
<b>Cascade High</b>	2019	1	New	Metal	20	Yes	Professional Roofing
<b>Cascade Middle</b>	2015	5	good	Duralast	20	Yes	Professional Roofing
H section, Gym, Canopies	1988	32	Fair	Carlyle	15	No	John Campbell
Cafeteria	2001	19	Good	Carlyle	15	No	Watts Roofing
Note: We made a significant repair on H section in 2016							
<b>Cascade Ele.</b>							
Roof	1997	23	fair/good	Firestone	15	No	Porter Roofing
New Wing	2007	13	good	Duralast	20	Yes	Professional Roofing
<b>Central High</b>							
Main Bldg, Gym, Boiler Rm	2007	13	Good	Duralast	20	Yes	Professional Roofing
Office Bldg	2007	13	Good	Metal	20	Yes	Professional Roofing
<b>Central Office</b>	2002	18	fair/good	Firestone		No	Porter Roofing
<b>Community High</b>	2009	11	Good	Metal	20	Yes	Berridge Manuf. Co.
<b>Community Middle</b>	1997	23	fair	Carlyle	15	No	Porter Roofing
	(A portion of this roof was redone in 2003 under warranty)					No	Foam Crete Roofers
<b>Community Ele</b>	1984	36	fair	metal		No	Vanada
New Part Ele.	1997	23	good	Carlyle	15	No	Foam Crete Roofers
Gym	2019	1	New	shingles	20	Yes	Professional Roofing
Flat sections adjoining gym	2015	5	good	Duralast	20	Yes	Professional Roofing
<b>Eakin</b>							
Roof (new part)	2019	1	Good	Duralast	20	Yes	Professional Roofing
Roof (old part)	2019	1	Good	Duralast	20	Yes	Professional Roofing
<b>East Side</b>							
Roof # 1	1996	24	fair/bad	Firestone	15	No	H & M
Roof # 2	2012	8	good	Duralast	20	Yes	Professional Roofing
Roof # 3	2012	8	good	Duralast	20	Yes	Professional Roofing
<b>Harris Middle School</b>	2005	15	Good	metal	5/20	Yes	Village Roofing
<b>Learning Way</b>	2009	11	Good	Metal	20	Yes	Berridge Manuf. Co.
<b>Wing</b>	2019	1	New	Metal	20	Yes	Berridge Manuf. Co.
<b>Wing 2</b>	2020	0	New	Metal	20	Yes	Berridge Manuf. Co.
<b>Liberty</b>							
Roof (old section)	2014	6	Good	Durolast	20	Yes	Professional Roofing
Roof (new section)	1999	21	good	metal	25	Yes	H & M
<b>Southside</b>							
Roof (new part)	2020	0	New	Durolast	20	Yes	Professional Roofing
Roof (old part)	2020	0	New	Durolast	20	Yes	Professional Roofing
<b>Thomas</b>							
Roof	2016	4	Good	Duralast	20	Yes	Professional Roofing
Gym roof	2016	4	good	Duralast	20	Yes	Professional Roofing
<b>Vocational</b>	1988	32	Bad	Firestone	10	No	

# Custodial Budget

(March 2020 draft)

July 1, 2020 thru June 30, 2021

# Custodial Summary Page 72610

Budget Summary for 2020/2021 School Year

\* **Bold numbers indicate a change from last year**

105	Supervisor/Director (this is current salary, no increase or step raises included)	\$59,498
161	Secretary (this is current salary, no increase or step raises included)	\$25,500
<b>166</b>	<b>Personnel</b> (this is current salary, no increase or step raises included)	<b>\$1,436,333</b>
336	Maintenance and Repair Equipment	\$1,000
399	Other Contracted Services (includes contract fee)	\$344,556
410	Paper and Soft Goods (includes 3% increase)	\$259,084
415	Electricity (includes 5% rate increase)	\$2,686,979
434	Natural Gas (includes 3% rate increase)	\$440,603
454	Water and Sewer (includes 12% increase to cover higher usage and rate increase. We have not increased this budget in 3 years)	\$392,000
499	Other Supplies and Materials	\$1,000
599	Other Charges/Uniforms	\$17,150
720	Plant Operation Equipment	\$18,120

**BEDFORD COUNTY SCHOOL DISTRICT  
BEDFORD COUNTY**

Name:

Department: Custodial

Account No: 72610-410

---

	Qty	Item	Cost Per Unit	Total cost
1)	1,612	Jumbo T.P.	\$17.95	\$28,945
2)	1,841	Antibacterial Soap	\$41.50	\$76,429
3)	4,513	Paper Towels	\$20.92	\$94,412
4)	1,013	60 gl Bags	\$23.50	\$23,800
5)	544	15 gl Bags	\$14.72	\$ 8,006
6)	363	Absorbent	\$16.00	\$ 5,800
7)	257	Sani-Sak	\$13.63	\$ 3,483
8)	492	Air Freshener	\$11.83	\$ 5,820
9)		Other Misc		\$4,500

---

This increase reflects last years actual plus 3% inflation

---

(based on current pricing)	<b>TOTAL</b>	<b>\$259,084</b>
----------------------------	--------------	------------------

---

**BEDFORD COUNTY SCHOOL DISTRICT  
BEDFORD COUNTY**

Name:

Department: Custodial

Account No: 72610-720

---

	Qty	Item	Cost Per Unit	Total cost
1)	15	Flashlights	\$20.00	\$300.00
		Needed for power failures etc.		
2)	86	Trash Cans	\$20.00	\$1,728.00
		Needed to replace rusted trash cans with holes.		
3)	20	Plungers	\$11.05	\$221.00
		To keep in Custodial Closets to unclog drains.		
4)	6	Closet Augers	\$45.15	\$270.90
		Needed to open clogged drains.		
5)		Misc. other		\$500.00
		For misc. other equipment, small hand tools to be used By Custodial staff.		
6)	45	Walk-Off Mats	\$100.00	\$4,500.00
		Needed for safety (wet floors are hazardous)		
7)	10	First Aid Kits	\$30.00	\$300.00
		Safety kits includes band aids and eye wash etc.		
8)	3	Step Ladders	\$100.00	\$300.00
		Needed to replace old ladders and keep up with Safety inspections.		
9)		I Pads for Lead Custodians and key staff		\$9,000
10		Misc items for new school, ie: trash cans and walk off mats		\$1,000
<hr/> <b>TOTAL</b>				<b>\$18,120</b>

---

**BEDFORD COUNTY SCHOOL DISTRICT  
BEDFORD COUNTY**

**Department: Custodial Account No: 72610-599**

---

Qty	Item	Cost Per Unit	Total cost
1) 85 sets	Uniform Shirts	\$150.00	\$12,950
	Uniform Shirts needed for Safety and Security in schools.		
2)	Damaged and Lost uniforms		\$1,700.
3)	Employee of the Month Jackets		\$1,000
4)	Uniform caps and toboggans		\$1,500

---

<b>TOTAL</b>	<b>\$17,150</b>
--------------	-----------------

---

**BEDFORD COUNTY SCHOOL DISTRICT  
BEDFORD COUNTY**

**Name:**

**Department: Custodial**

**Account No: 72610-499**

---

<b>Qty</b>	<b>Item</b>	<b>Cost Per Unit</b>	<b>Total cost</b>	<b>1</b>	<b>2</b>	<b>3</b>	<b>4</b>	<b>Justification</b>
1)	Electrical Plugs, Extension Cords, Cord Adapters, and misc. other materials. Needed to repair and replace old cords							

---

<b>TOTAL</b>	<b>\$1000.00</b>
--------------	------------------

---

**BEDFORD COUNTY SCHOOL DISTRICT  
BEDFORD COUNTY**

**Name:**

**Department: Custodial**

**Account No: 72610-336**

---

Qty	Item	Cost Per Unit	Total cost	1	2	3	4	Justification
1	Misc. repair of Bedford County Equipment such as dollies, desk movers, gym applicator, etc.							Repair tires on dollies and replace old dollies, desk movers and gym applicator parts

---

**TOTAL**

---

**\$1000.00**

---

## Account Line 72610-399 Other Contracted Services

Square feet as of 03/05/20	1,489,901
----------------------------	-----------

Total Aramark Fee for 20/21 (Chemicals, equipment and Management)	\$334,556
--	-----------

Other costs and contracted services	\$ 10,000
-------------------------------------	-----------

<b>Total</b>	<b>\$344,556</b>
--------------	------------------

# Insurance Premiums - Certified Employees

as of July 1, 2020

		C	D	E	F	G	H	I	J	K	L
		Monthly Premium	Annual Premium (C*12)	45% State Amount (D*45%)	Local Pays	Annual Employer Amount (E+F)	Annual Employee Amount (D+G)	Employer Per Month (G/12)	Individual Pays Per Month (C-I)	Per 24 Payroll (H/24)	Per 20 Payroll (H/20)
<b>State Insurance</b>											
<b>PREMIER BCBS / CIGNA LPLUS</b>											
Employee	A1	627.00	7,524.00			6,444.00	1,080.00	537.00	90.00	45.00	54.00
Employee + Child(ren)	A2	1,034.00	12,408.00			8,674.80	3,733.20	722.90	311.10	155.55	186.66
Employee + Spouse	A3	1,223.00	14,676.00			10,526.76	4,149.24	877.23	345.77	172.89	207.46
Employee + Spouse + Child(ren)	A4	1,630.00	19,560.00			13,575.24	5,984.76	1,131.27	498.73	249.37	299.24
<b>STANDARD PPO BLUE CROSS / CIGNA LPLUS</b>											
Employee	B1	587.00	7,044.00			6,444.00	600.00	537.00	50.00	25.00	30.00
Employee + Child(ren)	B2	969.00	11,628.00			8,674.80	2,953.20	722.90	246.10	123.05	147.66
Employee + Spouse	B3	1,146.00	13,752.00			10,526.76	3,225.24	877.23	268.77	134.39	161.26
Employee + Spouse + Child(ren)	B4	1,526.00	18,312.00			13,575.24	4,736.76	1,131.27	394.73	197.37	236.84
<b>LIMITED PPO BLUE CROSS/CIGNA LPLUS</b>											
Employee	C1	537.00	6,444.00	2,899.80	3,544.20	6,444.00	-	537.00	-	-	100%
Employee + Child(ren)	C2	885.00	10,620.00	4,779.00	3,895.80	8,674.80	1,945.20	722.90	162.10	81.05	97.26
Employee + Spouse	C3	1,047.00	12,564.00	5,653.80	4,872.96	10,526.76	2,037.24	877.23	169.77	84.89	101.86
Employee + Spouse + Child(ren)	C4	1,395.00	16,740.00	7,533.00	6,042.24	13,575.24	3,164.76	1,131.27	263.73	131.87	158.24
<b>HEALTHSAVINGS CDHP BLUE CROSS / CIGNA LPLUS</b>											
Employee	D1	456.00	5,472.00			5,472.00	-	456.00	-	-	-
Employee + Child(ren)	D2	751.00	9,012.00			8,674.80	337.20	722.90	28.10	14.05	16.86
Employee + Spouse	D3	889.00	10,668.00			10,526.76	141.24	877.23	11.77	5.88	7.06
Employee + Spouse + Child(ren)	D4	1,184.00	14,208.00			13,575.24	632.76	1,131.27	52.73	26.37	31.64
<b>PREMIER CIGNA OAP</b>											
Employee	E1	667.00	8,004.00			6,444.00	1,560.00	537.00	130.00	65.00	78.00
Employee + Child(ren)	E2	1,074.00	12,888.00			8,674.80	4,213.20	722.90	351.10	175.55	210.66
Employee + Spouse	E3	1,303.00	15,636.00			10,526.76	5,109.24	877.23	425.77	212.89	255.46
Employee + Spouse + Child(ren)	E4	1,710.00	20,520.00			13,575.24	6,944.76	1,131.27	578.73	289.37	347.24

## Insurance Premiums - Certified Employees

as of July 1, 2020

		C	D	E	F	G	H	I	J	K	L
		Monthly Premium	Annual Premium (C*12)	45% State Amount (D*45%)	Local Pays	Annual Employer Amount (E+F)	Annual Employee Amount (D+G)	Employer Per Month (G/12)	Individual Pays Per Month (C-I)	Per 24 Payroll (H/24)	Per 20 Payroll (H/20)
<b>State Insurance</b>											
<b>STANDARD PPO CIGNA OAP</b>											
Employee	F1	627.00	7,524.00			6,444.00	1,080.00	537.00	90.00	45.00	54.00
Employee + Child(ren)	F2	1,009.00	12,108.00			8,674.80	3,433.20	722.90	286.10	143.05	171.66
Employee + Spouse	F3	1,226.00	14,712.00			10,526.76	4,185.24	877.23	348.77	174.39	209.26
Employee + Spouse + Child(ren)	F4	1,606.00	19,272.00			13,575.24	5,696.76	1,131.27	474.73	237.37	284.84
<b>LIMITED PPO CIGNA OAP</b>											
Employee	G1	577.00	6,924.00			6,444.00	480.00	537.00	40.00	20.00	24.00
Employee + Child(ren)	G2	925.00	11,100.00			8,674.80	2,425.20	722.90	202.10	101.05	121.26
Employee + Spouse	G3	1,127.00	13,524.00			10,526.76	2,997.24	877.23	249.77	124.89	149.86
Employee + Spouse + Child(ren)	G4	1,475.00	17,700.00			13,575.24	4,124.76	1,131.27	343.73	171.87	206.24
<b>HEALTH SAVINGS CDHP CIGNA OAP</b>											
Employee	H1	496.00	5,952.00			5,952.00	-	496.00	-	-	-
Employee + Child(ren)	H2	791.00	9,492.00			8,674.80	817.20	722.90	68.10	34.05	40.86
Employee + Spouse	H3	969.00	11,628.00			10,526.76	1,101.24	877.23	91.77	45.89	55.06
Employee + Spouse + Child(ren)	H4	1,264.00	15,168.00			13,575.24	1,592.76	1,131.27	132.73	66.37	79.64

**BEDFORD COUNTY BOARD OF EDUCATION  
STATE & LOCAL SALARY SCHEDULE FOR TEACHERS/PRINCIPALS  
2020-21**

Years Experience	BS	MA	MA+	EDS	PhD
0	40,030	43,306	46,045	47,615	50,717
1	41,352	44,121	47,441	48,988	52,356
2	41,610	44,375	47,696	49,244	22,272
3	41,898	45,030	48,388	49,982	53,426
4	42,197	45,885	49,271	50,923	54,478
5	42,993	46,809	50,250	51,909	55,535
6	44,023	47,981	51,484	53,221	56,964
7	44,870	48,951	52,490	54,284	58,109
8	46,057	50,314	53,914	55,795	59,770
9	46,948	51,316	54,994	56,916	60,992
10	47,138	51,540	55,238	57,142	61,213
11	48,479	52,778	56,339	58,277	62,442
12	48,831	53,311	56,535	58,517	62,704
13	49,206	53,870	57,676	59,683	63,976
14	49,422	54,121	57,896	59,922	64,203
15	50,386	55,205	59,359	61,122	65,505
16	50,764	55,641	59,670	61,625	66,057
17	51,170	56,105	60,006	62,142	66,634
18	51,558	56,555	60,485	62,650	67,200
19	51,979	57,028	60,994	63,183	67,794
20	52,127	57,033	60,998	63,187	67,797
21	52,272	57,037	61,002	63,191	67,801
22	52,583	57,040	61,006	63,195	67,805
23	52,915	57,044	61,010	63,199	67,808
24	53,269	57,290	61,015	63,203	67,811
25	53,649	57,555	61,020	63,209	67,816
26	54,056	57,839	61,317	63,212	67,819
27	54,491	58,143	61,637	63,216	67,822
28	54,955	58,468	61,977	63,501	67,825
29	55,455	58,815	61,786	63,486	67,739
30+	55,987	59,188	62,343	64,131	67,944

**BEDFORD COUNTY BOARD OF EDUCATION  
STATE & LOCAL SALARY SCHEDULE FOR SUPERVISORS  
2020-21**

<b>Years Experience</b>	<b>BS</b>	<b>MA</b>	<b>MA+</b>	<b>EDS</b>	<b>PhD</b>
0	41,742	45,011	48,296	50,151	53,084
1	42,659	46,408	49,260	51,038	54,075
2	42,926	46,462	49,526	51,306	54,288
3	43,560	47,139	50,247	52,073	55,123
4	44,369	48,031	51,159	53,046	56,212
5	45,235	48,991	52,177	54,064	57,288
6	46,359	50,203	53,449	55,424	58,755
7	47,278	51,210	54,491	56,527	59,919
8	48,561	52,629	55,972	58,096	61,613
9	49,530	53,674	57,082	59,256	62,875
10	49,779	53,899	57,324	59,492	63,097
11	50,791	54,986	58,480	60,664	64,372
12	51,053	55,198	58,680	60,912	64,619
13	52,066	56,316	59,868	62,118	65,935
14	52,338	56,566	60,183	62,382	66,151
15	53,394	57,700	61,283	63,612	67,498
16	53,837	58,156	61,768	63,616	68,063
17	54,299	58,634	62,277	64,666	68,654
18	54,351	58,640	62,778	65,195	69,233
19	55,236	59,597	63,303	65,750	69,839
20	55,290	59,601	63,307	65,754	69,844
21	55,508	59,605	63,312	65,759	69,848
22	55,732	59,609	63,316	65,763	69,852
23	55,968	59,613	63,320	65,767	69,855
24	56,212	59,900	63,325	65,771	69,859
25	56,466	60,205	63,331	65,776	69,863
26	56,729	60,533	63,647	65,781	69,867
27	57,005	60,885	63,986	65,785	69,872
28	57,290	61,260	64,349	66,104	69,875
29	57,439	61,460	64,543	66,212	69,825
30+	57,588	61,661	64,739	66,444	69,879

**Bedford County**  
**Basic Education Program Allocation**  
**2020-2021**  
**April Estimate**

**Instructional Salaries Funding**

Total Full Funding - Instructional		\$28,831,000
Less: Required Local Matching Funds 17.33%		<u>4,995,000</u>
<b>State Share of Instructional Funding 82.67%</b>	(1)	<b>\$23,836,000</b>

**Instructional Benefits Funding**

Total Full Funding - Instructional		\$9,280,000
Less: Required Local Matching Funds 17.33%		<u>1,608,000</u>
<b>State Share of Instructional Funding 82.67%</b>	(2)	<b>\$7,672,000</b>

**Classroom Funding**

Total Full Funding - Classroom		\$8,876,000
Less: Required Local Matching Funds 14.60%		<u>1,296,000</u>
<b>State Share of Classroom Funding 85.40%</b>	(3)	<b>\$7,580,000</b>

**Non-Classroom Funding**

Total Full Funding - Non-Classroom		\$18,521,000
Less: Required Local Matching Funds 28.86%		<u>5,345,000</u>
<b>State Share of Non-Classroom Funding 71.14%</b>	(4)	<b>\$13,176,000</b>

**Total State BEP Funding Allocation** (1) + (2) + (3) + (4) **\$52,264,000** (5)

FY20 Local Contribution

Total Required Local Matching Funds 13,244,000 (6) **12,530,470**

Total BEP Funding - State and Local **\$65,508,000** (5) + (6)

**Additional Information**

Student Counts (Weighted average of months 2,3,6, and 7)	2019-20	2018-19
Total ADMs	8,620	8,552
Career and Technical ADMs Served	299	309
Special Education ADMs Identified and Served	1,261	1,208
FY21 Increase in Instructional Salary Funds	\$467,000	
System FY19 Weighted Average Salary	\$47,825	
Statewide FY19 Weighted Average Salary	\$47,134	
Required Instructional Salary Budget Increase	\$0	
IEA Program - per pupil amount	\$7,600	
Fiscal Capacity Indices		
TACIR Index	0.509%	
CBER/Fox Index	0.507%	
TACIR 50% & CBER 50%	0.508%	

TO: Directors of Schools  
Finance Directors  
FROM: Maryanne Durski, senior director, office of local finance  
DATE: April 17, 2020  
SUBJECT: **FY21 BEP April Estimate**

Enclosed is the FY21 BEP April Estimate. Please note the following information regarding this estimate:

- ADMs used are months 2, 3, 6 and 7. The ADMs for month 7 are projected based on current year data.
- The estimate includes the increase in the BEP salary component from \$48,330 to \$49,296.
- The estimate includes the updated fiscal capacity indices (CBER and TACIR) for all counties.
- The allocation sheet shows the FY20 budgeted local contribution, which should be compared to the required local match to determine if an increase in local funding will be required for FY21.
- The non-certified TCRS rate remains at 7.54% in the formula, pending our receipt of an updated rate from TCRS.

Following receipt of the April estimate, please take the following action steps:

- Check the ADM numbers used in the formula – regular, special education and career and technical ADM. Correct in SIS package if necessary.
- Check at-risk numbers – they are pulled as of October 1, 2019. Correct in SIS package if necessary.
- Compare SIS reports with EIS to ensure that district data is correctly uploading into EIS.

ADM for the May estimate will be pulled the week of April 27. Changes made prior to that date will be reflected in the May estimate, scheduled to be sent to you by mid-May.

In alignment with recently passed legislation, the department is continuing to analyze options to ensure that the 2019-20 school closures do not prevent districts from receiving state funding they would have otherwise received if all other legal requirements are met. The department will communicate these decisions and incorporate them into upcoming BEP estimates as appropriate.

If you have any questions about any of the information provided, please contact [Maryanne.Durski@tn.gov](mailto:Maryanne.Durski@tn.gov).