

BOARD OF EDUCATION, - SCHOOL DISTRICT #25
Chappell, Nebraska
Regular Meeting
March 10, 2026

A regular meeting of the Board of Education, School District #25, Chappell, Nebraska was held on March 10, 2026, in the Elementary School Library. Notice of the meeting was published as required by law. The meeting was called to order at 6:01 pm by President Klingman.

| | |
|-----------------|---------|
| Lucas Hanson: | Present |
| Troy Isenbart: | Present |
| Matt Klingman: | Present |
| Doug Mashek: | Absent |
| Stephanie Owen: | Present |
| Deann Speirs: | Present |

Troy Isenbart
Secretary

CREEK VALLEY SCHOOLS
 Monthly County Treasurer Collections Tracking
GENERAL FUND - Deuel, Garden and Cheyenne Counties
 2025-2026 Fiscal Year

| LAST DAY OF THE MONTH OF | TAXES | INTEREST | PERS PROP TAX CREDIT | VEHICLE PRO-RATE | FINES AND LICENSES | COURTS FINES & FEES | MOTOR VEHICLE | SCHOOL TAX CREDIT | TRANSFER INTER-FUND | STATE FINES | LESS TREASURER COMMISSION | BALANCE AVAILABLE |
|--------------------------|---------------------|-------------------|----------------------|-------------------|--------------------|---------------------|--------------------|---------------------|---------------------|-----------------|---------------------------|-----------------------|
| SEPTEMBER | | | | | | | | | | | | |
| Deuel Co. | \$65,260.51 | \$760.46 | | \$439.08 | | | \$10,462.42 | | \$3,663.93 | | \$660.21 | \$79,926.19 |
| Garden Co. | \$10,319.04 | \$179.37 | | \$42.53 | \$2.85 | | \$54.68 | | | | \$104.98 | \$10,493.49 |
| Cheyenne Co. | \$19,060.60 | \$185.80 | | \$248.21 | | \$502.05 | \$5,887.10 | | | | \$192.46 | \$25,691.30 |
| OCTOBER | | | | | | | | | | | | |
| Deuel Co. | \$17,025.48 | \$678.59 | | | | | \$9,247.41 | | \$3,939.80 | | \$177.04 | \$30,714.24 |
| Garden Co. | \$2,320.80 | \$103.23 | | | \$8.06 | | \$1,049.72 | | | | \$24.24 | \$3,457.57 |
| Cheyenne Co. | \$6,827.43 | \$275.53 | | | \$5.68 | \$518.94 | \$2,348.16 | | | \$104.18 | \$71.03 | \$10,008.89 |
| NOVEMBER | | | | | | | | | | | | |
| Deuel Co. | \$538.88 | \$19.15 | | | | | \$12,184.16 | | \$2,848.76 | | \$5.58 | \$15,585.37 |
| Garden Co. | \$5.81 | \$0.28 | | | \$2.69 | | \$1,626.06 | | | | \$0.06 | \$1,634.78 |
| Cheyenne Co. | \$6,579.91 | \$242.69 | | | | \$679.91 | \$3,130.84 | | | | \$68.23 | \$10,565.12 |
| DECEMBER | | | | | | | | | | | | |
| Deuel Co. | \$194,712.59 | \$316.34 | | \$1,201.83 | | | \$15,012.83 | | \$4,706.85 | | \$1,950.29 | \$214,000.15 |
| Garden Co. | \$63,600.14 | \$352.59 | | \$116.29 | \$7.13 | | \$859.63 | | | | \$639.53 | \$64,296.25 |
| Cheyenne Co. | \$140,376.18 | \$1,133.23 | | \$678.68 | | \$423.05 | \$5,183.03 | | | | \$1,415.09 | \$146,379.08 |
| JANUARY | | | | | | | | | | | | |
| Deuel Co. | \$49,083.58 | \$446.53 | \$98,987.83 | | | | \$16,745.26 | \$278,629.00 | \$2,775.13 | | \$495.30 | \$446,172.03 |
| Garden Co. | \$4,253.65 | \$3.81 | \$14,447.90 | | \$3.57 | | \$670.62 | \$37,721.74 | | | \$42.57 | \$57,058.72 |
| Cheyenne Co. | \$36,707.61 | \$369.76 | \$58,357.87 | | \$7.77 | \$458.10 | \$8,908.18 | \$160,420.25 | | | \$370.77 | \$264,858.77 |
| FEBRUARY | | | | | | | | | | | | |
| Deuel Co. | | | | | | | | | | | | \$0.00 |
| Garden Co. | | | | | | | | | | | | \$0.00 |
| Cheyenne Co. | | | | | | | | | | | | \$0.00 |
| MARCH | | | | | | | | | | | | |
| Deuel Co. | | | | | | | | | | | | \$0.00 |
| Garden Co. | | | | | | | | | | | | \$0.00 |
| Cheyenne Co. | | | | | | | | | | | | \$0.00 |
| APRIL | | | | | | | | | | | | |
| Deuel Co. | | | | | | | | | | | | \$0.00 |
| Garden Co. | | | | | | | | | | | | \$0.00 |
| Cheyenne Co. | | | | | | | | | | | | \$0.00 |
| MAY | | | | | | | | | | | | |
| Deuel Co. | | | | | | | | | | | | \$0.00 |
| Garden Co. | | | | | | | | | | | | \$0.00 |
| Cheyenne Co. | | | | | | | | | | | | \$0.00 |
| JUNE | | | | | | | | | | | | |
| Deuel Co. | | | | | | | | | | | | \$0.00 |
| Garden Co. | | | | | | | | | | | | \$0.00 |
| Cheyenne Co. | | | | | | | | | | | | \$0.00 |
| JULY | | | | | | | | | | | | |
| Deuel Co. | | | | | | | | | | | | \$0.00 |
| Garden Co. | | | | | | | | | | | | \$0.00 |
| Cheyenne Co. | | | | | | | | | | | | \$0.00 |
| AUGUST | | | | | | | | | | | | |
| Deuel Co. | | | | | | | | | | | | \$0.00 |
| Garden Co. | | | | | | | | | | | | \$0.00 |
| Cheyenne Co. | | | | | | | | | | | | \$0.00 |
| TOTAL | \$616,672.21 | \$5,067.36 | \$171,793.60 | \$2,726.62 | \$37.75 | \$2,582.05 | \$93,370.10 | \$476,770.99 | \$17,934.47 | \$104.18 | \$6,217.38 | \$1,380,841.95 |

CREEK VALLEY SCHOOLS
 Monthly County Treasurer Collections Tracking
BUILDING FUND - Deuel, Garden and Cheyenne Counties
 2025-2026 Fiscal Year

| LAST DAY OF MONTH OF | TAXES | INTEREST | PERS PROP TAX CREDIT | VEHICLE PRO-RATE | SCHOOL TAX CREDIT | LESS TREASURER COMMISSION | BALANCE AVAILABLE |
|-----------------------------|--------------------|-----------------|-----------------------------|-------------------------|--------------------------|----------------------------------|--------------------------|
| SEPTEMBER | | | | | | | |
| Deuel Co. | \$2,380.25 | \$28.61 | | \$15.97 | | \$24.09 | \$2,400.74 |
| Garden Co. | \$375.40 | \$6.52 | | \$1.55 | | \$3.82 | \$379.65 |
| Cheyenne Co. | \$693.38 | \$6.72 | | \$9.03 | | \$7.00 | \$702.13 |
| OCTOBER | | | | | | | |
| Deuel Co. | \$619.37 | \$24.71 | | | | \$6.44 | \$637.64 |
| Garden Co. | \$84.42 | \$3.75 | | | | \$0.88 | \$87.29 |
| Cheyenne Co. | \$250.14 | \$10.25 | | | | \$2.60 | \$257.79 |
| NOVEMBER | | | | | | | |
| Deuel Co. | \$19.61 | \$0.70 | | | | \$0.20 | \$20.11 |
| Garden Co. | \$0.21 | \$0.01 | | | | | \$0.22 |
| Cheyenne Co. | \$239.39 | \$8.82 | | | | \$2.48 | \$245.73 |
| DECEMBER | | | | | | | |
| Deuel Co. | \$7,115.66 | \$11.51 | | \$43.93 | | \$71.27 | \$7,099.83 |
| Garden Co. | \$2,323.69 | \$12.83 | | \$4.23 | | \$23.37 | \$2,317.38 |
| Cheyenne Co. | \$5,133.83 | \$42.45 | | \$24.69 | | \$51.76 | \$5,149.21 |
| JANUARY | | | | | | | |
| Deuel Co. | \$1,792.94 | \$16.26 | \$3,617.98 | | \$10,183.79 | \$18.09 | \$15,592.88 |
| Garden Co. | \$155.45 | \$0.14 | \$528.07 | | \$1,378.72 | \$1.56 | \$2,060.82 |
| Cheyenne Co. | \$1,340.74 | \$13.46 | \$2,132.96 | | \$5,863.31 | \$13.54 | \$9,336.93 |
| FEBRUARY | | | | | | | |
| Deuel Co. | | | | | | | \$0.00 |
| Garden Co. | | | | | | | \$0.00 |
| Cheyenne Co. | | | | | | | \$0.00 |
| MARCH | | | | | | | |
| Deuel Co. | | | | | | | \$0.00 |
| Garden Co. | | | | | | | \$0.00 |
| Cheyenne Co. | | | | | | | \$0.00 |
| APRIL | | | | | | | |
| Deuel Co. | | | | | | | \$0.00 |
| Garden Co. | | | | | | | \$0.00 |
| Cheyenne Co. | | | | | | | \$0.00 |
| MAY | | | | | | | |
| Deuel Co. | | | | | | | \$0.00 |
| Garden Co. | | | | | | | \$0.00 |
| Cheyenne Co. | | | | | | | \$0.00 |
| JUNE | | | | | | | |
| Deuel Co. | | | | | | | \$0.00 |
| Garden Co. | | | | | | | \$0.00 |
| Cheyenne Co. | | | | | | | \$0.00 |
| JULY | | | | | | | |
| Deuel Co. | | | | | | | \$0.00 |
| Garden Co. | | | | | | | \$0.00 |
| Cheyenne Co. | | | | | | | \$0.00 |
| AUGUST | | | | | | | |
| Deuel Co. | | | | | | | \$0.00 |
| Garden Co. | | | | | | | \$0.00 |
| Cheyenne Co. | | | | | | | \$0.00 |
| TOTAL | \$22,524.48 | \$186.74 | \$6,279.01 | \$99.40 | \$17,425.82 | \$227.10 | \$46,288.35 |

Creek Valley Schools
Interest Earning
13 Months Showing

| | 2/27/2026 | 1/30/2026 | 12/31/2025 | 11/30/2025 | 10/31/2025 | 9/30/2025 | 8/29/2025 | 7/31/2025 | 6/30/2025 | 5/31/2025 | 4/30/2025 | 3/31/2025 | 2/28/2025 |
|-------------------------|------------------------|------------------------|------------------------|------------------------|-------------------------|-------------------------|-------------------------|-------------------------|-------------------------|-------------------------|-------------------------|-------------------------|------------------------|
| General Fund | \$ 6,281.98 2.7000% | \$ 6,096.57 2.7000% | \$ 6,827.41 2.7191% | \$ 9,984.79 4.2500% | \$ 11,876.77 4.3300% | \$ 11,945.36 4.3700% | \$ 11,606.19 4.3900% | \$ 13,385.71 4.3900% | \$ 14,353.21 4.3900% | \$ 11,238.25 4.3900% | \$ 10,087.61 4.3000% | \$ 10,638.24 4.3900% | \$ 8,817.22 4.3000% |
| Building - Checking | \$ 12.96 0.3500% | \$ 11.36 0.3500% | \$ 10.37 0.3500% | \$ 9.11 0.3500% | \$ 9.57 0.3500% | \$ 5.94 0.3500% | \$ 1.29 0.2000% | \$ 0.94 0.1800% | \$ 1.53 0.1500% | \$ 11.03 0.3900% | \$ 6.83 0.4000% | \$ 17.74 0.4900% | \$ 11.01 0.4900% |
| Building - ICS | \$ 857.56 3.0000% | \$ 915.53 3.0000% | \$ 913.21 3.0000% | \$ 881.52 3.0000% | \$ 908.64 3.0000% | \$ 877.14 3.0000% | \$ 904.10 3.0000% | \$ 901.80 3.0000% | \$ 881.80 3.0000% | \$ 1,055.98 3.0000% | \$ 1,010.86 3.0000% | \$ 1,041.91 3.0000% | \$ 938.81 3.0000% |
| Depreciation - Checking | \$ 3.72 0.0300% | \$ 3.99 0.3500% | \$ 4.39 0.3500% | \$ 3.72 0.3500% | \$ 4.12 0.3500% | \$ 4.69 0.3900% | \$ 4.40 0.4000% | \$ 4.70 0.4000% | \$ 4.70 0.4000% | \$ 1.60 0.3500% | \$ 0.16 0.1300% | \$ 0.32 0.2500% | \$ 0.29 0.2500% |
| Depreciation - ICS | \$ 1,416.68 3.0000% | \$ 1,564.69 3.0000% | \$ 1,560.72 3.0000% | \$ 1,506.56 3.0000% | \$ 1,552.91 3.0000% | \$ 1,499.04 3.0000% | \$ 1,545.13 3.0000% | \$ 1,541.22 3.0000% | \$ 1,487.75 3.0000% | \$ 1,533.49 3.0000% | \$ 1,480.32 3.0000% | \$ 1,526.18 3.0000% | \$ 1,377.75 3.0000% |
| Activity Fund | \$20.63 1.5502% | \$32.00 1.6208% | \$ 44.65 1.7280% | \$ 98.27 4.2002% | \$ 125.23 4.2800% | \$ 229.92 4.3200% | \$ 233.49 4.3300% | \$ 242.60 4.3300% | \$ 266.71 4.3300% | \$ 299.47 4.3300% | \$ 306.50 4.2500% | \$ 311.51 4.3300% | \$ 293.62 4.2500% |
| Lunch - Checking | \$ 5.25 0.3500% | \$ 5.70 0.3500% | \$ 10.71 0.3500% | \$ 5.27 0.3400% | \$ 2.29 0.2700% | \$ 1.65 0.2500% | \$ 3.03 0.3800% | \$ 1.77 0.3500% | \$ 4.14 0.3800% | \$ 5.07 0.4000% | \$ 5.10 0.4200% | \$ 7.49 0.5000% | \$ 8.53 0.5000% |
| Lunch - ICS | \$ 0.06 0.1000% | \$ 0.06 0.1000% | \$ 0.07 0.1000% | \$ 0.06 0.1000% | \$ 0.05 0.1000% | \$ 0.05 0.1000% | \$ 0.05 0.1000% | \$ 0.05 0.1000% | \$ 0.23 0.1000% | \$ 0.23 0.1000% | \$ 0.28 0.1000% | \$ 0.64 0.2500% | \$ 0.58 0.2500% |

Change from prior month

| DIST #25 CLEARING FUND | | | | | | | |
|-------------------------------|-------------------------------------|--------------|----------------|--------------------|-----------------|--------------------|----------------------|
| THROUGH AUGUST 31, 2026 | | | | | | | |
| DATE | ENTRY | CHECK | EXPEND. | DEPOSITS | EXPENSES | BALANCE | BALANCE DATE |
| 9.1.2025 | BEG BALANCE | | | | | \$27,515.67 | |
| 9.18.2025 | NPERS | | \$31,562.42 | | \$31,562.42 | | |
| 9.19.2025 | NPERS Reimbursement | | | \$33,810.71 | | \$29,763.96 | Sept. 30, 2025 |
| 10.3.2025 | Referee Check_BC | 4585 | \$115.00 | | \$115.00 | | |
| 10.6.2025 | Referee Check_WH | 4584 | \$115.00 | | \$115.00 | | |
| 10.7.2025 | Referee Check_DF | 4587 | \$150.00 | | \$150.00 | | |
| 10.7.2025 | Referee Check_CG | 4589 | \$150.00 | | \$150.00 | | |
| 10.9.2025 | Referee Check_TU | 4586 | \$230.00 | | \$230.00 | | |
| 10.10.2025 | Referee Check_CS | 4588 | \$150.00 | | \$150.00 | | |
| 10.15.2025 | All American_OF | 4591 | \$200.00 | | \$200.00 | | |
| 10.16.2025 | NPERS Reimbursement | | | \$36,747.95 | | \$65,401.91 | |
| 10.22.2025 | Activity and General Reimbursements | | | \$1,260.00 | | \$66,661.91 | Oct. 31, 2025 |
| 11.7.2025 | NPERS | | \$31,562.45 | | \$31,562.45 | | |
| 11.14.2025 | NPERS Reimbursement | | | \$36,877.95 | | \$71,977.41 | Nov. 28, 2025 |
| 12.3.2025 | NPERS | | \$36,642.43 | | \$36,642.43 | | |
| 12.16.2025 | NPERS Reimbursement | | | \$35,514.85 | | | |
| 12.19.2025 | NPERS | | \$35,514.85 | | \$35,514.85 | | |
| 12.23.2025 | Banner County Schools | 4592 | \$96.00 | | \$96.00 | | |
| 12.26.2025 | Central NE Heat Treatment | 4593 | \$3,649.62 | | \$3,649.62 | \$31,589.36 | Dec. 31, 2025 |
| 1.20.2026 | NPERS Reimbursement | | | \$36,051.70 | | | |
| 1.29.2026 | NPERS | | \$35,205.76 | | \$35,205.76 | \$32,435.30 | Jan. 30, 2026 |
| 2.17.2026 | NPERS Reimbursement | | | \$38,580.76 | | | |
| 2.25.2026 | NPERS | | \$36,538.88 | | \$36,538.88 | \$34,477.18 | Feb. 27, 2026 |
| | | | | | | | |
| | | | | | | | |
| | YEAR TO DATE | | \$211,882.41 | \$218,843.92 | | | |
| | BALANCE - 2/27/2026 | | | \$34,477.18 | | | |

| CREEK VALLEY SCHOOLS | | | | |
|--------------------------------|---|-----------------|------------------|--|
| Month of: FEBRUARY 2026 | | | | |
| | BANK BALANCE ON FIRST BUSINESS DAY OF THIS MONTH | RECEIPTS | DISBURSED | BANK BALANCE ON LAST BUSINESS DAY OF THIS MONTH |
| FUND | | | | |
| General Fund | \$2,887,833.85 | \$977,672.31 | \$512,861.61 | \$3,352,644.55 |
| Building Fund | \$407,202.02 | \$27,861.15 | \$0.00 | \$435,063.17 |
| Clearing Fund | \$32,435.30 | \$38,580.76 | \$36,538.88 | \$34,477.18 |
| Cafeteria Fund | \$34,381.16 | \$450.00 | \$37.20 | \$34,793.96 |
| Depreciation Fund | \$628,789.43 | \$1,420.40 | \$0.00 | \$630,209.83 |
| Lunch Fund | \$20,920.06 | \$15,591.65 | \$13,982.35 | \$22,529.36 |
| Activity Fund | \$22,305.83 | \$6,643.73 | \$16,637.41 | \$12,312.15 |

Creek Valley Public Schools

Lunch Fund Trial Balance Report_Feb2026

| Fund | Fund Description | | |
|--------------------|-------------------------------------|---------------------|---------------------|
| 06 | LUNCH | | |
| Account Code | Account Description | Debit | Credit |
| 06-1-01510-000 | Lunch Interest Received | | \$31.27 |
| 06-1-01611-000 | Student Lunch Sales | | \$11,803.92 |
| 06-1-01620-000 | Adult Lunch Sales | | \$172.40 |
| 06-1-01990-000 | Miscellaneous Local Revenue | | \$6,701.80 |
| 06-1-03150-000 | State Reimbursement | | \$51,322.11 |
| 06-1-05200-000 | District Contribution - General Fun | | \$20,000.00 |
| 06-2-03100-110-001 | Food Service - Regular Employee, 7- | \$12,838.60 | |
| 06-2-03100-110-003 | Food Service - Reg Employee K-6 | \$12,838.56 | |
| 06-2-03100-220-001 | FICA - Dist Share 7-12 | \$982.19 | |
| 06-2-03100-220-003 | Fica-dist Share K-6 | \$982.10 | |
| 06-2-03100-230-001 | Retirement - Dist share 7-12 | \$684.61 | |
| 06-2-03100-230-003 | Retirement-dist Share K-6 | \$684.63 | |
| 06-2-03100-290-001 | Other Benefits Food Service 7-12 | \$18.00 | |
| 06-2-03100-290-003 | Other Benefits Food Serv K-6 | \$18.00 | |
| 06-2-03100-630-001 | Expended Food 7-12 | \$25,085.40 | |
| 06-2-03100-630-003 | Expended Food K-6 | \$25,085.22 | |
| 06-2-03100-643-001 | Food Services Operations | \$473.72 | |
| 06-2-03100-643-003 | Food Services Operations | \$473.64 | |
| 06-2-03100-950-003 | Expended Food - Snacks K-6 | \$3,578.01 | |
| 06-901 | Cash Account | \$18,419.21 | |
| 06-965 | Fund Equity | | \$12,130.39 |
| Sub Total | | \$102,161.89 | \$102,161.89 |
| Grand Total | | \$102,161.89 | \$102,161.89 |

Creek Valley Public Schools

Lunch Fund Period Activity Report_Feb2026

| Fund | | | | | |
|--------------------|-------------------------------------|--------------------|--------------------|--------------------|--------------------|
| 06 | | | | | |
| Account Code | Account Name | Beginning Balance | Debits | Credits | Ending Balance |
| 06-1-01510-000 | Lunch Interest Received | (\$25.96) | \$0.00 | \$5.31 | (\$31.27) |
| 06-1-01611-000 | Student Lunch Sales | (\$7,816.12) | \$0.00 | \$3,987.80 | (\$11,803.92) |
| 06-1-01620-000 | Adult Lunch Sales | (\$57.80) | \$0.00 | \$114.60 | (\$172.40) |
| 06-1-01990-000 | Miscellaneous Local Revenue | (\$5,126.40) | \$0.00 | \$1,575.40 | (\$6,701.80) |
| 06-1-03150-000 | State Reimbursement | (\$41,413.57) | \$0.00 | \$9,908.54 | (\$51,322.11) |
| 06-2-03100-110-001 | Food Service - Regular Employee, 7- | \$10,513.33 | \$2,325.27 | \$0.00 | \$12,838.60 |
| 06-2-03100-110-003 | Food Service - Reg Employee K-6 | \$10,513.29 | \$2,325.27 | \$0.00 | \$12,838.56 |
| 06-2-03100-220-001 | FICA - Dist Share 7-12 | \$804.32 | \$177.87 | \$0.00 | \$982.19 |
| 06-2-03100-220-003 | Fica-dist Share K-6 | \$804.22 | \$177.88 | \$0.00 | \$982.10 |
| 06-2-03100-230-001 | Retirement - Dist share 7-12 | \$564.22 | \$120.39 | \$0.00 | \$684.61 |
| 06-2-03100-230-003 | Retirement-dist Share K-6 | \$564.23 | \$120.40 | \$0.00 | \$684.63 |
| 06-2-03100-290-001 | Other Benefits Food Service 7-12 | \$15.00 | \$3.00 | \$0.00 | \$18.00 |
| 06-2-03100-290-003 | Other Benefits Food Serv K-6 | \$15.00 | \$3.00 | \$0.00 | \$18.00 |
| 06-2-03100-630-001 | Expended Food 7-12 | \$19,363.17 | \$5,722.23 | \$0.00 | \$25,085.40 |
| 06-2-03100-630-003 | Expended Food K-6 | \$19,363.03 | \$5,722.19 | \$0.00 | \$25,085.22 |
| 06-2-03100-643-001 | Food Services Operations | \$390.93 | \$82.79 | \$0.00 | \$473.72 |
| 06-2-03100-643-003 | Food Services Operations | \$390.87 | \$82.77 | \$0.00 | \$473.64 |
| 06-2-03100-950-003 | Expended Food - Snacks K-6 | \$2,958.44 | \$619.57 | \$0.00 | \$3,578.01 |
| 06-901 | Cash Account | \$20,310.19 | \$15,591.65 | \$17,482.63 | \$18,419.21 |
| 06-931 | Payable Account | \$0.00 | \$12,537.77 | \$12,537.77 | \$0.00 |
| 06-940 | Salary & Wages Payable | \$0.00 | \$3,163.63 | \$3,163.63 | \$0.00 |
| 06-941 | Payroll Payables | \$0.00 | \$4,944.86 | \$4,944.86 | \$0.00 |
| Sub Total | | \$32,130.39 | \$53,720.54 | \$53,720.54 | \$32,130.39 |
| Grand Total | | \$32,130.39 | \$53,720.54 | \$53,720.54 | \$32,130.39 |

Current Cash Balance Report

SELECTED Data

Date: 02/01/2026 thru 02/28/2026

Arranged by:
Group ID and Activity Number

| Activity Number and Name | Beginning Cash | Receipts | Disbursements | Adjustments | Cash Balance |
|--|-------------------|-----------------|-----------------|------------------|-------------------|
| A ATHLETICS | | | | | |
| 1000 ATHLETICS | -38,588.70 | 3,162.29 | 4,288.29 | -200.00 | -39,914.70 |
| 1005 FOOTBALL FUND | -9,197.75 | 0.00 | 0.00 | 0.00 | -9,197.75 |
| 1006 CROSS COUNTY | 756.72 | 0.00 | 0.00 | 0.00 | 756.72 |
| 1007 BASKETBALL | -1,058.46 | 0.00 | 0.00 | 0.00 | -1,058.46 |
| 1008 TRACK | -6,441.84 | 0.00 | 0.00 | 0.00 | -6,441.84 |
| 1009 VOLLEYBALL | 387.01 | 0.00 | 0.00 | 0.00 | 387.01 |
| 1010 GIRL'S BASKETBALL | 3,065.95 | 0.00 | 0.00 | 0.00 | 3,065.95 |
| 1012 GOLF | -505.79 | 0.00 | 0.00 | 0.00 | -505.79 |
| 1020 ACTIVITY PASSES | 1,830.00 | 0.00 | 0.00 | 0.00 | 1,830.00 |
| A ATHLETICS Totals: | -49,752.86 | 3,162.29 | 4,288.29 | -200.00 | -51,078.86 |
| B CLUBS & ORGANIZATIONS | | | | | |
| 1520 DRAMA | -78.75 | 0.00 | 0.00 | 0.00 | -78.75 |
| 1530 NATIONAL HONOR SOCIETY | 70.35 | 0.00 | 0.00 | 0.00 | 70.35 |
| 1540 SPEECH | -156.25 | 0.00 | 209.00 | 0.00 | -365.25 |
| 1550 7-12 STUCO | 106.23 | 0.00 | 150.00 | 0.00 | -43.77 |
| 1555 MS STUCO | 0.00 | 0.00 | 0.00 | 0.00 | 0.00 |
| 5080 INTERACT CLUB | 905.04 | 0.00 | 0.00 | 0.00 | 905.04 |
| B CLUBS & ORGANIZATIONS Totals: | 846.62 | 0.00 | 359.00 | 0.00 | 487.62 |
| C GRADUATING CLASSES | | | | | |
| 3568 CLASS OF 2026 - SENIORS | 1,117.61 | 0.00 | 0.00 | 0.00 | 1,117.61 |
| 3569 CLASS OF 2027 - JUNIORS | 434.88 | 0.00 | 0.00 | 0.00 | 434.88 |
| 3570 CLASS OF 2028 - SOPHOMORES | 78.00 | 0.00 | 0.00 | 0.00 | 78.00 |
| 3571 CLASS OF 2029 - FRESHMAN | 0.00 | 0.00 | 0.00 | 0.00 | 0.00 |
| 3572 CLASS OF 2030 - 8TH GRADERS | 0.00 | 0.00 | 0.00 | 0.00 | 0.00 |
| C GRADUATING CLASSES Totals: | 1,630.49 | 0.00 | 0.00 | 0.00 | 1,630.49 |
| D DISTRICT MONIES | | | | | |
| 2500 ADMIN DISCRETIONARY | -601.59 | 0.00 | 0.00 | 0.00 | -601.59 |
| 2505 CLASS DONATIONS | 2,855.42 | 0.00 | 0.00 | 0.00 | 2,855.42 |
| 2510 COMMUNITY DONATIONS | -1,100.09 | 0.00 | 0.00 | 0.00 | -1,100.09 |
| 2515 PEOPLE OF ACTION | 780.80 | 0.00 | 0.00 | 0.00 | 780.80 |
| 2520 STUDENT USER FEES | 0.00 | 0.00 | 0.00 | 0.00 | 0.00 |
| 2525 CONCESSIONS | 1,350.52 | 4,358.75 | 5,471.66 | -1,050.00 | -812.39 |
| 2530 POP MACHINES | 0.00 | 0.00 | 0.00 | 0.00 | 0.00 |
| 3010 JR/SR HIGH SCHOOL | 95.40 | 0.00 | 0.00 | 0.00 | 95.40 |
| 3020 TRANSITION COSTS, SALES | 0.00 | 0.00 | 0.00 | 0.00 | 0.00 |
| 3030 RESALE ITEMS | 101.18 | 0.00 | 0.00 | 0.00 | 101.18 |
| 3040 CHROMEBOOKS | 2,413.67 | 0.00 | 0.00 | 0.00 | 2,413.67 |
| 3050 JEANS FOR STUDENTS | 171.30 | 0.00 | 0.00 | 0.00 | 171.30 |
| 3060 CVELC - Preschool | 4,922.90 | 0.00 | 0.00 | 0.00 | 4,922.90 |
| 3065 CVELC - Childcare | 4,355.06 | 0.00 | 0.00 | 0.00 | 4,355.06 |
| 3070 OUTSIDE PRIVATE GRANTS | 7,153.29 | 0.00 | 0.00 | 0.00 | 7,153.29 |
| D DISTRICT MONIES Totals: | 22,497.86 | 4,358.75 | 5,471.66 | -1,050.00 | 20,334.95 |
| E ELEMENTARY SCHOOL | | | | | |
| 3000 ELEMENTARY SCHOOL | 1,012.48 | 0.00 | 0.00 | 0.00 | 1,012.48 |
| 3100 BIG G BOX TOP DRIVE | 1,015.26 | 0.00 | 0.00 | 0.00 | 1,015.26 |
| 3200 CHARACTER COUNTS | 4.73 | 0.00 | 0.00 | 0.00 | 4.73 |
| E ELEMENTARY SCHOOL Totals: | 2,032.47 | 0.00 | 0.00 | 0.00 | 2,032.47 |
| F JR. HIGH SCHOOL | | | | | |
| 3530 JR. HIGH CHEERLEADERS | 154.42 | 0.00 | 0.00 | 0.00 | 154.42 |
| F JR. HIGH SCHOOL Totals: | 154.42 | 0.00 | 0.00 | 0.00 | 154.42 |

Current Cash Balance Report

SELECTED Data

Date: 02/01/2026 thru 02/28/2026

Arranged by:
Group ID and Activity Number

| Activity Number and Name | Beginning Cash | Receipts | Disbursements | Adjustments | Cash Balance |
|--|------------------|---------------|-----------------|----------------|------------------|
| G MISCELLANEOUS | | | | | |
| 3005 MIDDLE SCHOOL | -50.00 | 0.00 | 0.00 | 0.00 | -50.00 |
| 4000 FACULTY | 95.45 | 0.00 | 0.00 | 0.00 | 95.45 |
| 4005 FACULTY - ELEMENTARY | 3.94 | 0.00 | 0.00 | 0.00 | 3.94 |
| 4010 VOCAL MUSIC | 2.65 | 0.00 | 0.00 | 0.00 | 2.65 |
| 4020 ANNUAL | -6,973.39 | 0.00 | 0.00 | 0.00 | -6,973.39 |
| 4030 LIBRARY | 914.22 | 0.00 | 0.00 | 0.00 | 914.22 |
| 4040 INTEREST CHECK ACCT | 8,740.23 | 32.00 | 0.00 | 0.00 | 8,772.23 |
| 4060 HOPE SQUAD | 206.43 | 0.00 | 0.00 | 0.00 | 206.43 |
| G MISCELLANEOUS Totals: | 2,939.53 | 32.00 | 0.00 | 0.00 | 2,971.53 |
| H SCHOLARSHIPS | | | | | |
| 4500 SCHOLARSHIPS | 928.19 | 0.00 | 0.00 | 0.00 | 928.19 |
| H SCHOLARSHIPS Totals: | 928.19 | 0.00 | 0.00 | 0.00 | 928.19 |
| I VOCATIONAL ORGANIZATIONS | | | | | |
| 5000 FFA | 9,317.76 | 0.00 | 1,050.92 | 0.00 | 8,266.84 |
| 5005 FFA NATIONAL CONVENTION | -4,206.40 | 0.00 | 0.00 | 0.00 | -4,206.40 |
| 5010 FCCLA | 672.45 | 0.00 | 0.00 | 0.00 | 672.45 |
| 5015 STORM BREW COFFEE SHOP | 2,254.69 | 0.00 | 0.00 | 0.00 | 2,254.69 |
| 5020 TRADES & INDUSTRIAL | 4,866.22 | 0.00 | 150.00 | 0.00 | 4,716.22 |
| 5025 IA-ELECTRONIC CAR PROJECT | 27.19 | 0.00 | 0.00 | 0.00 | 27.19 |
| 5030 VO AG | -13.99 | 0.00 | 0.00 | 0.00 | -13.99 |
| 5040 HOME EC | 671.32 | 0.00 | 0.00 | 0.00 | 671.32 |
| 5050 FBLA | 2,145.17 | 0.00 | 0.00 | 0.00 | 2,145.17 |
| 5060 ART CLUB | 1,810.95 | 260.00 | 0.00 | 0.00 | 2,070.95 |
| 5070 FRANISH-SPENCH CLUB | 256.07 | 0.00 | 0.00 | 0.00 | 256.07 |
| 5090 ROBOTICS | 5,940.65 | 0.00 | 0.00 | 0.00 | 5,940.65 |
| 6200 ESports | -865.68 | 0.00 | 0.00 | 0.00 | -865.68 |
| I VOCATIONAL ORGANIZATIONS Totals: | 22,876.40 | 260.00 | 1,200.92 | 0.00 | 21,935.48 |
| J ACADEMIC GROUPS | | | | | |
| 5500 ENRICHMENT | 1,205.13 | 0.00 | 0.00 | 0.00 | 1,205.13 |
| 5510 SCIENCE | 74.71 | 0.00 | 0.00 | 0.00 | 74.71 |
| 5515 HIGH ABILITY LEARNERS | 81.41 | 0.00 | 0.00 | 0.00 | 81.41 |
| J ACADEMIC GROUPS Totals: | 1,361.25 | 0.00 | 0.00 | 0.00 | 1,361.25 |
| K ATHLETIC SUPPORT GROUPS | | | | | |
| 6000 SR. HIGH CHEERLEADERS | -770.40 | 110.00 | 0.00 | -678.00 | -1,338.40 |
| 6006 SH CHEER - DASH TO BASH | 0.49 | 0.00 | 0.00 | 0.00 | 0.49 |
| 6008 MAC VB - SERVE FOR THE CURE | 0.00 | 0.00 | 0.00 | 0.00 | 0.00 |
| 6100 TORNADO ALLEY COUNCIL | 94.70 | 0.00 | 0.00 | 0.00 | 94.70 |
| K ATHLETIC SUPPORT GROUPS Totals: | -675.21 | 110.00 | 0.00 | -678.00 | -1,243.21 |
| L MUSIC | | | | | |
| 1560 SENIOR HIGH SHOW CHOIR | 125.00 | 0.00 | 0.00 | 0.00 | 125.00 |
| 6500 BAND | 824.45 | 0.00 | 0.00 | 0.00 | 824.45 |
| L MUSIC Totals: | 949.45 | 0.00 | 0.00 | 0.00 | 949.45 |
| Z INACTIVE ACTIVITIES | | | | | |
| 1030 LETTER CLUB | 0.00 | 0.00 | 0.00 | 0.00 | 0.00 |
| 1040 ACTIVITY TRIPS | 0.00 | 0.00 | 0.00 | 0.00 | 0.00 |
| 1570 TEAMMATES | 0.00 | 0.00 | 0.00 | 0.00 | 0.00 |
| 3539 CLASS OF 2001 (GRADUATED) | 0.00 | 0.00 | 0.00 | 0.00 | 0.00 |
| 3540 CLASS OF 2002 (GRADUATED) | 0.00 | 0.00 | 0.00 | 0.00 | 0.00 |
| 3544 CLASS OF 2005 (GRADUATED) - LODGEPOLE | 0.00 | 0.00 | 0.00 | 0.00 | 0.00 |
| 3545 CLASS OF 2003 (GRADUATED) | 0.00 | 0.00 | 0.00 | 0.00 | 0.00 |
| 3546 CLASS OF 2004 (GRADUATED) | 0.00 | 0.00 | 0.00 | 0.00 | 0.00 |
| 3547 CLASS OF 2005 (GRADUATED) - CHAPPELL | 0.00 | 0.00 | 0.00 | 0.00 | 0.00 |

SELECTED Data

Current Cash Balance Report

Arranged by:

Date: 02/01/2026 thru 02/28/2026

Group ID and Activity Number

| Activity Number and Name | Beginning Cash | Receipts | Disbursements | Adjustments | Cash Balance |
|----------------------------------|-----------------|-----------------|------------------|------------------|-----------------|
| 3548 CLASS OF 2006 (GRADUATES) | 0.00 | 0.00 | 0.00 | 0.00 | 0.00 |
| 3549 CLASS OF 2007 (GRADUATED) | 0.00 | 0.00 | 0.00 | 0.00 | 0.00 |
| 3550 CLASS OF 2012 - (GRADUATED) | 0.00 | 0.00 | 0.00 | 0.00 | 0.00 |
| 3551 CLASS OF 2009 - (GRADUATED) | 0.00 | 0.00 | 0.00 | 0.00 | 0.00 |
| 3552 CLASS OF 2008 - (GRADUATED) | 0.00 | 0.00 | 0.00 | 0.00 | 0.00 |
| 3553 CLASS OF 2010 - (GRADUATED) | 0.00 | 0.00 | 0.00 | 0.00 | 0.00 |
| 3554 CLASS OF 2011 - (GRADUATED) | 0.00 | 0.00 | 0.00 | 0.00 | 0.00 |
| 3555 CLASS OF 2013 - (GRADUATED) | 0.00 | 0.00 | 0.00 | 0.00 | 0.00 |
| 3556 CLASS OF 2014 - (GRADUATED) | 0.00 | 0.00 | 0.00 | 0.00 | 0.00 |
| 3557 CLASS OF 2015 - (GRADUATED) | 0.00 | 0.00 | 0.00 | 0.00 | 0.00 |
| 3558 CLASS OF 2016 - (GRADUATED) | 0.00 | 0.00 | 0.00 | 0.00 | 0.00 |
| 3559 CLASS OF 2017 - (GRADUATED) | 0.00 | 0.00 | 0.00 | 0.00 | 0.00 |
| 3560 CLASS OF 2018 - (GRADUATED) | 0.00 | 0.00 | 0.00 | 0.00 | 0.00 |
| 3561 CLASS OF 2019 - (GRADUATED) | 0.00 | 0.00 | 0.00 | 0.00 | 0.00 |
| 3562 CLASS OF 2020 - (GRADUATED) | 0.00 | 0.00 | 0.00 | 0.00 | 0.00 |
| 3563 CLASS OF 2021 - (GRADUATED) | 0.00 | 0.00 | 0.00 | 0.00 | 0.00 |
| 3564 CLASS OF 2022 - (GRADUATED) | 0.00 | 0.00 | 0.00 | 0.00 | 0.00 |
| 3565 CLASS OF 2023 - (GRADUATED) | 0.00 | 0.00 | 0.00 | 0.00 | 0.00 |
| 3566 CLASS OF 2024 - (GRADUATED) | 385.18 | 0.00 | 0.00 | 0.00 | 385.18 |
| 3567 CLASS OF 2025 - (GRADUATED) | 1,254.50 | 0.00 | 0.00 | 0.00 | 1,254.50 |
| 4050 | 0.00 | 0.00 | 0.00 | 0.00 | 0.00 |
| 5520 SPED TRIP | 1,000.00 | 0.00 | 0.00 | 0.00 | 1,000.00 |
| Z INACTIVE ACTIVITIES Totals: | <u>2,639.68</u> | <u>0.00</u> | <u>0.00</u> | <u>0.00</u> | <u>2,639.68</u> |
| Report Totals: | <u>8,428.29</u> | <u>7,923.04</u> | <u>11,319.87</u> | <u>-1,928.00</u> | <u>3,103.46</u> |

CREEK VALLEY SCHOOLS
2025-2026 General Fund Expenditures

| <u>MONTH</u> | <u>TRANSFERS TO OTHER FUNDS</u> | <u>OTHER</u> | <u>MONTHLY BILLS ONLY</u> | <u>MONTHLY PAYROLL ONLY</u> | <u>MONTHLY TOTAL SPENT</u> | <u>YEAR TO DATE CUMULATIVE TOTAL SPENT</u> | <u>BUDGETED AUTHORITY AMOUNT LEFT</u> |
|---|---------------------------------|--------------|---------------------------|-----------------------------|----------------------------|--|---------------------------------------|
| Beginning adopted and budgeted spending authority balance | | | | | | | \$7,627,424.00 |
| September | | | \$98,071.63 | \$340,978.88 | \$439,050.51 | \$439,050.51 | \$7,188,373.49 |
| October | | | \$40,875.06 | \$364,522.05 | \$405,397.11 | \$844,447.62 | \$6,782,976.38 |
| November | | | \$87,647.69 | \$383,315.57 | \$470,963.26 | \$1,315,410.88 | \$6,312,013.12 |
| December | | | \$111,001.98 | \$357,469.56 | \$468,471.54 | \$1,783,882.42 | \$5,843,541.58 |
| January | | | \$79,382.00 | \$357,278.56 | \$436,660.56 | \$2,220,542.98 | \$5,406,881.02 |
| February | | | \$87,885.68 | \$372,230.19 | \$460,115.87 | \$2,680,658.85 | \$4,946,765.15 |
| March | | | | | | | |
| April | | | | | | | |
| May | | | | | | | |
| June | | | | | | | |
| July | | | | | | | |
| August | | | | | | | |

| <u>BALANCE SHOWN ABOVE</u> | <u>AVAILABLE TO USE IN THE NEXT MONTHS</u> | <u>AVERAGE AMOUNT TO USE EACH MONTH</u> |
|----------------------------|--|---|
| \$7,188,373.49 | 11 | \$653,488.50 |
| \$6,782,976.38 | 10 | \$678,297.64 |
| \$6,312,013.12 | 9 | \$701,334.79 |
| \$5,843,541.58 | 8 | \$730,442.70 |
| \$5,406,881.02 | 7 | \$772,411.57 |
| \$4,946,765.15 | 6 | \$824,460.86 |
| | 5 | |
| | 4 | |
| | 3 | |
| | 2 | |
| | 1 | |
| | 0 | |

Creek Valley Public Schools

General Fund Revenue

| Account Code | Description | Actual (Date Range) | Actual (YTD) | Available (YTD) |
|------------------|--|-------------------------|-------------------------|-----------------------|
| 01-1-01100-000 | Taxes Levied/Assessed by School Dis | (\$1,104,603.70) | (\$1,104,603.70) | \$1,104,603.70 |
| 01-1-01115-000 | CARLINE TAXES | (\$2,350.86) | (\$2,350.86) | \$2,350.86 |
| 01-1-01125-000 | MOTOR VEHICLE TAXES | (\$87,129.60) | (\$87,129.60) | \$87,129.60 |
| 01-1-01210-000 | Revenue from other Government Units | (\$5,395.66) | (\$5,395.66) | \$5,395.66 |
| 01-1-01370-000 | Preschool Tuition & Fees | (\$48,497.56) | (\$48,497.56) | \$48,497.56 |
| 01-1-01510-000 | Interest on Investments | (\$45,266.53) | (\$45,266.53) | \$45,266.53 |
| 01-1-01911-000 | Local License Fees | (\$14.49) | (\$14.49) | \$14.49 |
| 01-1-01920-000 | Contribution and Donations Private | (\$50,225.00) | (\$50,225.00) | \$50,225.00 |
| 01-1-01960-000 | Revenue - Other Local Governmental | (\$13,167.88) | (\$13,167.88) | \$13,167.88 |
| 01-1-01990-000 | Miscellaneous Local Revenue | (\$496.40) | (\$496.40) | \$496.40 |
| 01-1-02110-000 | COUNTY FINES AND LICENSE FEES | (\$3,172.47) | (\$3,172.47) | \$3,172.47 |
| 01-1-02130-000 | OTHER COUNTY RECEIPTS | (\$11,495.41) | (\$11,495.41) | \$11,495.41 |
| 01-1-02210-000 | ESU Receipts | (\$25,654.64) | (\$25,654.64) | \$25,654.64 |
| 01-1-03110-000 | STATE AID | (\$90,967.77) | (\$90,967.77) | \$90,967.77 |
| 01-1-03130-000 | HOMESTEAD EXEMPTION | (\$3,987.97) | (\$3,987.97) | \$3,987.97 |
| 01-1-03180-000 | Pro Rata Motor Vehicle | (\$2,726.62) | (\$2,726.62) | \$2,726.62 |
| 01-1-03512-000 | DISTANCE EDUCATION INCENTIVE PAYMENTS | (\$3,000.00) | (\$3,000.00) | \$3,000.00 |
| 01-1-03540-000 | State Early Childhood | (\$80,244.42) | (\$80,244.42) | \$80,244.42 |
| 01-1-03551-000 | CAREER EDUCATION | (\$7,500.00) | (\$7,500.00) | \$7,500.00 |
| 01-1-03990-000 | OTHER STATE RECEIPTS | (\$63,317.04) | (\$63,317.04) | \$63,317.04 |
| 01-1-04505-000 | Title I, Part A | (\$49,570.00) | (\$49,570.00) | \$49,570.00 |
| 01-1-04509-000 | Title II, Part A | (\$11,574.00) | (\$11,574.00) | \$11,574.00 |
| 01-1-04516-000 | IDEA Pre-School | (\$1,092.00) | (\$1,092.00) | \$1,092.00 |
| 01-1-04518-000 | IDEA PART B BASE & ENROLLMENT POVERTY ALLOCATION | (\$50,520.00) | (\$50,520.00) | \$50,520.00 |
| 01-1-04521-000 | IDEA PART B PROPORTIONATE SHARE | (\$2,331.00) | (\$2,331.00) | \$2,331.00 |
| 01-1-04708-000 | Medicaid In Public Schools | (\$942.59) | (\$942.59) | \$942.59 |
| 01-1-04969-000 | TITLE IV, PART A | (\$10,000.00) | (\$10,000.00) | \$10,000.00 |
| 01-1-05301-000 | Insurance Adjustments | (\$140.32) | (\$140.32) | \$140.32 |
| 01-1-09000-000 | Non- Program Receipts | (\$556.34) | (\$556.34) | \$556.34 |
| 02-1-01510-000 | Interest Rec'd | (\$10,674.76) | (\$10,674.76) | \$10,674.76 |
| 02-1-05690-000 | OTHER NON-REVENUE RECEIPTS | \$0.00 | \$621,084.60 | (\$621,084.60) |
| 06-1-01510-000 | Lunch Interest Received | (\$31.27) | (\$31.27) | \$31.27 |
| 06-1-01611-000 | Student Lunch Sales | (\$11,803.92) | (\$11,803.92) | \$11,803.92 |
| 06-1-01620-000 | Adult Lunch Sales | (\$172.40) | (\$172.40) | \$172.40 |
| 06-1-01990-000 | Miscellaneous Local Revenue | (\$6,701.80) | (\$6,701.80) | \$6,701.80 |
| 06-1-03150-000 | State Reimbursement | (\$51,322.11) | (\$51,322.11) | \$51,322.11 |
| 06-1-05200-000 | District Contribution - General Fun | (\$20,000.00) | (\$20,000.00) | \$20,000.00 |
| 08-1-01100-000 | Taxes Levied/Assessed by the School | (\$43,517.23) | (\$43,517.23) | \$43,517.23 |
| 08-1-01115-000 | CARLINE TAXES | (\$85.52) | (\$85.52) | \$85.52 |
| 08-1-01510-000 | Interest Received | (\$5,613.78) | (\$5,613.78) | \$5,613.78 |
| 08-1-03130-000 | HOMESTEAD EXEMPTION | (\$145.07) | (\$145.07) | \$145.07 |
| 08-1-03131-000 | PROPERTY TAX CREDIT | (\$23,704.83) | (\$23,704.83) | \$23,704.83 |
| 08-1-03180-000 | Pro Rate | (\$99.40) | (\$99.40) | \$99.40 |
| 08-1-05690-000 | OTHER NON-REVENUE RECEIPTS | (\$148.89) | (\$148.89) | \$148.89 |
| Sub Total | | (\$1,949,961.25) | (\$1,328,876.65) | \$1,328,876.65 |

Creek Valley Public Schools

General Fund Expenditure

| Account Code | Description | Actual (Date Range) | Actual (YTD) | Available (YTD) |
|--------------------|--|---------------------|--------------|-----------------|
| 01-2-01100-111-001 | Reg 7-12 Salaries | \$277,753.56 | \$277,753.56 | (\$277,753.56) |
| 01-2-01100-111-003 | Reg K-6 Salaries | \$260,540.34 | \$260,540.34 | (\$260,540.34) |
| 01-2-01100-113-001 | Subs 7-12 Salaries | \$18,354.57 | \$18,354.57 | (\$18,354.57) |
| 01-2-01100-113-003 | Subs K-6 Salaries | \$18,188.97 | \$18,188.97 | (\$18,188.97) |
| 01-2-01100-150-001 | Regular Instruction - Additional Compensation - Non-Instructional, 7-12 | \$32,308.69 | \$32,308.69 | (\$32,308.69) |
| 01-2-01100-150-003 | Regular Instruction - Additional Compensation - Non-Instructional, K-6 | \$399.00 | \$399.00 | (\$399.00) |
| 01-2-01100-151-001 | Regular Instruction - Additional Compensation - Teachers/Professional Staff, 7-12 | \$39,430.93 | \$39,430.93 | (\$39,430.93) |
| 01-2-01100-151-003 | Regular Instruction - Additional Compensation - Teachers/Professional Staff, K-6 | \$2,734.98 | \$2,734.98 | (\$2,734.98) |
| 01-2-01100-220-001 | Regular Instruction | \$2,507.83 | \$2,507.83 | (\$2,507.83) |
| 01-2-01100-220-003 | Regular Instruction | \$30.26 | \$30.26 | (\$30.26) |
| 01-2-01100-221-001 | Social Security for Teachers 7-12 | \$24,327.37 | \$24,327.37 | (\$24,327.37) |
| 01-2-01100-221-003 | Social Security for Teachers K-6 | \$19,595.38 | \$19,595.38 | (\$19,595.38) |
| 01-2-01100-223-001 | Social Security for Subs 7-12 | \$1,403.24 | \$1,403.24 | (\$1,403.24) |
| 01-2-01100-223-003 | Social Security for Subs K-6 | \$1,388.48 | \$1,388.48 | (\$1,388.48) |
| 01-2-01100-230-001 | Regular Instruction | \$431.12 | \$431.12 | (\$431.12) |
| 01-2-01100-230-003 | Regular Instruction | \$32.24 | \$32.24 | (\$32.24) |
| 01-2-01100-231-001 | Retirement for Teachers 9-12 | \$26,150.54 | \$26,150.54 | (\$26,150.54) |
| 01-2-01100-231-003 | Retirement for Teachers K-5 | \$21,272.73 | \$21,272.73 | (\$21,272.73) |
| 01-2-01100-233-001 | Retirement for Subs 9-12 | \$52.73 | \$52.73 | (\$52.73) |
| 01-2-01100-233-003 | Retirement for Subs K-5 | \$210.94 | \$210.94 | (\$210.94) |
| 01-2-01100-280-001 | Regular Instruction | \$2,037.74 | \$2,037.74 | (\$2,037.74) |
| 01-2-01100-281-001 | Health Benefits for Teachers 9-12 | \$84,588.37 | \$84,588.37 | (\$84,588.37) |
| 01-2-01100-281-003 | Health Benefits for Teachers K-5 | \$109,827.39 | \$109,827.39 | (\$109,827.39) |
| 01-2-01100-282-001 | Health Benefits for Aides 9-12 | \$1,025.90 | \$1,025.90 | (\$1,025.90) |
| 01-2-01100-282-003 | Health Benefits for Aides K-5 | \$1,385.52 | \$1,385.52 | (\$1,385.52) |
| 01-2-01100-290-001 | Regular Instruction | \$5.12 | \$5.12 | (\$5.12) |
| 01-2-01100-291-001 | Other Benefits for Teachers 9-12 | \$6,090.80 | \$6,090.80 | (\$6,090.80) |
| 01-2-01100-291-003 | Other Benefits for Teachers K-5 | \$410.00 | \$410.00 | (\$410.00) |
| 01-2-01100-333-001 | Mileage Paid to Staff, 7-12 | \$27.30 | \$27.30 | (\$27.30) |
| 01-2-01100-333-003 | Mileage Paid to Staff, K-6 | \$27.30 | \$27.30 | (\$27.30) |
| 01-2-01100-334-001 | Regular Instruction | \$248.15 | \$248.15 | (\$248.15) |
| 01-2-01100-334-003 | Mileage Paid - Other | \$248.15 | \$248.15 | (\$248.15) |
| 01-2-01100-382-001 | Distance Learning 7-12 | \$768.00 | \$768.00 | (\$768.00) |
| 01-2-01100-431-001 | Regular Instruction - Non-Technology Related Repairs & Maintenance, 7-12 | \$867.50 | \$867.50 | (\$867.50) |
| 01-2-01100-431-003 | Regular Instruction - Non-Technology Related Repairs & Maintenance, K-6 | \$712.50 | \$712.50 | (\$712.50) |
| 01-2-01100-580-001 | Regular Instruction - Travel, 7-12 | \$621.31 | \$621.31 | (\$621.31) |
| 01-2-01100-591-003 | Regular Instruction | \$275.00 | \$275.00 | (\$275.00) |
| 01-2-01100-610-001 | General Supplies, 7-12 | \$24,767.52 | \$24,767.52 | (\$24,767.52) |
| 01-2-01100-610-003 | General Supplies, K-6 | \$11,014.57 | \$11,014.57 | (\$11,014.57) |
| 01-2-01100-640-001 | Textbooks, Workbooks, Periodicals 7 | \$20,253.90 | \$20,253.90 | (\$20,253.90) |
| 01-2-01100-640-003 | Textbooks, Workbooks, Periodicals K | \$3,674.15 | \$3,674.15 | (\$3,674.15) |
| 01-2-01100-642-001 | Audio-Visual Materials, 7-12 | \$4,868.07 | \$4,868.07 | (\$4,868.07) |
| 01-2-01100-642-003 | Audio-Visual Materials, K-6 | \$1,770.24 | \$1,770.24 | (\$1,770.24) |
| 01-2-01100-643-001 | Regular Instruction - Web/Cloud Base Software, 7-12 | \$22,352.92 | \$22,352.92 | (\$22,352.92) |
| 01-2-01100-643-003 | Regular Instruction - Web/Cloud Base Software, K-6 | \$10,644.56 | \$10,644.56 | (\$10,644.56) |
| 01-2-01100-733-003 | Furniture and Fixtures, K-6 | \$1,986.54 | \$1,986.54 | (\$1,986.54) |
| 01-2-01100-734-001 | Computer Hardware, 7-12 | \$4,965.00 | \$4,965.00 | (\$4,965.00) |
| 01-2-01100-810-001 | Regular Instruction - Dues & Fees, 7-12 | \$80.00 | \$80.00 | (\$80.00) |
| 01-2-01100-810-003 | Regular Instruction - Dues & Fees, K-6 | \$20.00 | \$20.00 | (\$20.00) |
| 01-2-01100-890-001 | Miscellaneous Expenditures, 7-12 | \$634.09 | \$634.09 | (\$634.09) |
| 01-2-01100-890-003 | Miscellaneous Expenditures, K-6 | \$361.75 | \$361.75 | (\$361.75) |
| 01-2-01190-110-003 | Early Childhood Educational Programs - Salaries of Regular Employees Paid to Non-Instructional, 0-5 | \$7,632.41 | \$7,632.41 | (\$7,632.41) |
| 01-2-01190-111-003 | Early Childhood Educational Programs - Salaries of Regular Employees Paid to Teachers/Professional Staff, 0-5 | \$84,736.64 | \$84,736.64 | (\$84,736.64) |
| 01-2-01190-112-003 | Early Childhood Educational Programs - Salaries of Regular Employees Paid to Instructional Aides & Assistants, 0-5 | \$29,794.18 | \$29,794.18 | (\$29,794.18) |
| 01-2-01190-113-003 | Early Childhood Educational Programs - Salaries of Regular Employees Paid to Substitute Teachers, 0-5 | \$6,913.75 | \$6,913.75 | (\$6,913.75) |
| 01-2-01190-220-003 | Early Childhood Educational Programs | \$581.29 | \$581.29 | (\$581.29) |
| 01-2-01190-221-003 | Early Childhood Educational Programs - Social Security Payments for Teachers/Professional Staff, 0-5 | \$6,250.57 | \$6,250.57 | (\$6,250.57) |
| 01-2-01190-222-003 | Early Childhood Educational Programs - Social Security Payments for Instructional Aides & Assistants, 0-5 | \$2,269.14 | \$2,269.14 | (\$2,269.14) |
| 01-2-01190-223-003 | Early Childhood Educational Programs - Social Security Payments for Substitute Teachers, 0-5 | \$528.91 | \$528.91 | (\$528.91) |
| 01-2-01190-230-003 | Early Childhood Educational Programs | \$115.60 | \$115.60 | (\$115.60) |

| | | | | |
|--------------------|---|-------------|-------------|---------------|
| 01-2-01190-231-003 | Early Childhood Educational Programs - Retirement Contributions for Teachers/Professional Staff, 0-5 | \$6,846.69 | \$6,846.69 | (\$6,846.69) |
| 01-2-01190-232-003 | Early Childhood Educational Programs - Retirement Contributions for Instructional Aides & Assistants, 0-5 | \$2,407.38 | \$2,407.38 | (\$2,407.38) |
| 01-2-01190-280-003 | Early Childhood Educational Programs | \$585.21 | \$585.21 | (\$585.21) |
| 01-2-01190-281-003 | Early Childhood Educational Programs - Health Benefits for Teachers/Professional Staff, 0-5 | \$36,872.22 | \$36,872.22 | (\$36,872.22) |
| 01-2-01190-282-003 | Early Childhood Educational Programs - Health Benefits for Instructional Aides & Assistants, 0-5 | \$4,717.26 | \$4,717.26 | (\$4,717.26) |
| 01-2-01190-290-003 | Early Childhood Educational Programs | \$1.95 | \$1.95 | (\$1.95) |
| 01-2-01190-291-003 | Early Childhood Educational Programs - Other Employee Benefits Paid for Teachers/Professional Staff, 0-5 | \$92.49 | \$92.49 | (\$92.49) |
| 01-2-01190-292-003 | Early Childhood Educational Programs - Other Employee Benefits Paid for Instructional Aides & Assistants, 0-5 | \$30.00 | \$30.00 | (\$30.00) |
| 01-2-01190-610-003 | Early Childhood Educational Programs - General Supplies, 0-5 | \$12,548.95 | \$12,548.95 | (\$12,548.95) |
| 01-2-01190-643-003 | Early Childhood Educational Programs - Web/Cloud Based Software, 0-5 | \$1,194.75 | \$1,194.75 | (\$1,194.75) |
| 01-2-01190-890-003 | Early Childhood Educational Programs - Miscellaneous Expenditures, 0-5 | \$4,777.03 | \$4,777.03 | (\$4,777.03) |
| 01-2-01194-260-001 | | \$595.78 | \$595.78 | (\$595.78) |
| 01-2-01200-111-001 | SPED SA Teacher Salaries, 7-12 | \$45,961.68 | \$45,961.68 | (\$45,961.68) |
| 01-2-01200-111-003 | SPED SA Teacher Salaries, K-6 | \$38,313.66 | \$38,313.66 | (\$38,313.66) |
| 01-2-01200-112-001 | SPED SA Aides, 7-12 | \$69,760.02 | \$69,760.02 | (\$69,760.02) |
| 01-2-01200-112-003 | SPED SA Aides, K-6 | \$59,675.48 | \$59,675.48 | (\$59,675.48) |
| 01-2-01200-113-001 | SPED Substitutes, 7-12 | \$5,141.26 | \$5,141.26 | (\$5,141.26) |
| 01-2-01200-113-003 | SPED Substitutes, K-6 | \$3,412.50 | \$3,412.50 | (\$3,412.50) |
| 01-2-01200-220-001 | Special Education Instructional Programs - School Age | \$6.16 | \$6.16 | (\$6.16) |
| 01-2-01200-220-003 | Special Education Instructional Programs - School Age | \$121.16 | \$121.16 | (\$121.16) |
| 01-2-01200-221-001 | Social Security SPED Teacher, 7-12 | \$3,539.76 | \$3,539.76 | (\$3,539.76) |
| 01-2-01200-221-003 | Social Security, SPED Teachers, K-6 | \$3,033.45 | \$3,033.45 | (\$3,033.45) |
| 01-2-01200-222-001 | Social Security SPED Aides, 7-12 | \$5,107.51 | \$5,107.51 | (\$5,107.51) |
| 01-2-01200-222-003 | Social Security SPED Aides, K-6 | \$4,452.37 | \$4,452.37 | (\$4,452.37) |
| 01-2-01200-223-001 | Social Security SPED Subs, 7-12 | \$393.32 | \$393.32 | (\$393.32) |
| 01-2-01200-223-003 | Social Security SPED Subs, K-6 | \$261.07 | \$261.07 | (\$261.07) |
| 01-2-01200-230-001 | Special Education Instructional Programs - School Age | \$6.89 | \$6.89 | (\$6.89) |
| 01-2-01200-230-003 | Special Education Instructional Programs - School Age | \$137.36 | \$137.36 | (\$137.36) |
| 01-2-01200-231-001 | Retirement, SPED Teachers, 7-12 | \$3,782.38 | \$3,782.38 | (\$3,782.38) |
| 01-2-01200-231-003 | Retirement, SPED Teachers, K-6 | \$3,213.83 | \$3,213.83 | (\$3,213.83) |
| 01-2-01200-232-001 | Retirement, SPED Aides, 7-12 | \$5,636.59 | \$5,636.59 | (\$5,636.59) |
| 01-2-01200-232-003 | Retirement, SPED Aides, K-6 | \$4,414.73 | \$4,414.73 | (\$4,414.73) |
| 01-2-01200-280-001 | SPED Instructional Programs S.A., Non-Instructional - Health Benefits, 7-12 | \$85.31 | \$85.31 | (\$85.31) |
| 01-2-01200-280-003 | SPED Instructional Programs S.A., Non-Instructional - Health Benefits, K-6 | \$1,700.00 | \$1,700.00 | (\$1,700.00) |
| 01-2-01200-281-001 | SPED Instructional Programs S.A., Teachers/Professional - Health Benefits, 7-12 | \$13,577.96 | \$13,577.96 | (\$13,577.96) |
| 01-2-01200-281-003 | SPED Instructional Programs S.A., Teachers/Professional - Health Benefits, K-6 | \$14,394.94 | \$14,394.94 | (\$14,394.94) |
| 01-2-01200-282-001 | SPED Instructional Programs S.A., Aides - Health Benefits, 7-12 | \$48,659.42 | \$48,659.42 | (\$48,659.42) |
| 01-2-01200-282-003 | SPED Instructional Programs S.A., Aides - Health Benefits, K-6 | \$28,941.66 | \$28,941.66 | (\$28,941.66) |
| 01-2-01200-291-001 | SPED Instructional Programs S.A., Teachers/Professional - Other Benefits, 7-12 | \$880.00 | \$880.00 | (\$880.00) |
| 01-2-01200-291-003 | SPED Instructional Programs S.A., Teachers/Professional - Other Benefits, K-6 | \$1,493.51 | \$1,493.51 | (\$1,493.51) |
| 01-2-01200-292-001 | SPED Instructional Programs S.A., Aides - Other Benefits, 7-12 | \$171.33 | \$171.33 | (\$171.33) |
| 01-2-01200-292-003 | SPED Instructional Programs S.A., Aides - Other Benefits, K-6 | \$120.34 | \$120.34 | (\$120.34) |
| 01-2-01200-330-003 | Special Education Instructional Programs - School Age - Employee Training and Developmental Services, K-6 | \$610.00 | \$610.00 | (\$610.00) |
| 01-2-01200-591-003 | SPED Instructional Programs S.A. - Services Purchased from ESU, K-6 | \$51,033.29 | \$51,033.29 | (\$51,033.29) |
| 01-2-01200-610-001 | General SPED Supplies, 7-12 | \$52.54 | \$52.54 | (\$52.54) |
| 01-2-01200-610-003 | General SPED Supplies, K-6 | \$562.37 | \$562.37 | (\$562.37) |
| 01-2-02120-111-001 | Salary - Guidance, 7-12 | \$34,153.98 | \$34,153.98 | (\$34,153.98) |
| 01-2-02120-111-003 | Salary - Guidance, K-6 | \$40,603.90 | \$40,603.90 | (\$40,603.90) |
| 01-2-02120-151-001 | Guidance Services | \$1,846.14 | \$1,846.14 | (\$1,846.14) |
| 01-2-02120-221-001 | Social Security, Guidance, 7-12 | \$2,754.00 | \$2,754.00 | (\$2,754.00) |
| 01-2-02120-221-003 | Social Security, Guidance, K-6 | \$3,103.47 | \$3,103.47 | (\$3,103.47) |
| 01-2-02120-231-001 | Retirement, Guidance, 7-12 | \$2,908.80 | \$2,908.80 | (\$2,908.80) |
| 01-2-02120-231-003 | Retirement, Guidance, K-6 | \$3,280.79 | \$3,280.79 | (\$3,280.79) |
| 01-2-02120-281-001 | Health Benefits, Guidance, 7-12 | \$13,577.96 | \$13,577.96 | (\$13,577.96) |
| 01-2-02120-291-001 | Other Benefits, Guidance, 7-12 | \$30.00 | \$30.00 | (\$30.00) |
| 01-2-02120-291-003 | Other Benefits, Guidance, K-6 | \$30.00 | \$30.00 | (\$30.00) |
| 01-2-02120-610-001 | General Supplies, Guidance, 7-12 | \$353.53 | \$353.53 | (\$353.53) |
| 01-2-02120-610-003 | General Supplies, Guidance, K-6 | \$353.53 | \$353.53 | (\$353.53) |
| 01-2-02120-643-000 | Guidance Services | \$411.50 | \$411.50 | (\$411.50) |
| 01-2-02120-890-001 | Miscellaneous Exp, Guidance, 7-12 | \$249.68 | \$249.68 | (\$249.68) |
| 01-2-02120-890-003 | Miscellaneous Exp, Guidance, K-6 | \$249.67 | \$249.67 | (\$249.67) |
| 01-2-02141-111-001 | SPED Psychological Services - Salaries paid to Teachers/Professional Staff, 6-12 | \$5,625.00 | \$5,625.00 | (\$5,625.00) |
| 01-2-02141-111-003 | SPED Psychological Services - Salaries paid to Teachers/Professional Staff, PK-5 | \$5,625.00 | \$5,625.00 | (\$5,625.00) |
| 01-2-02141-221-001 | Psychological Services - SPED - School Age | \$430.00 | \$430.00 | (\$430.00) |
| 01-2-02141-221-003 | Psychological Services - SPED - School Age | \$429.90 | \$429.90 | (\$429.90) |

| | | | | |
|--------------------|--|-------------|-------------|---------------|
| 01-2-02141-231-001 | Psychological Services - SPED - School Age | \$454.50 | \$454.50 | (\$454.50) |
| 01-2-02141-231-003 | Psychological Services - SPED - School Age | \$454.50 | \$454.50 | (\$454.50) |
| 01-2-02141-320-001 | SPED Psychological Services, 7-12 | \$335.70 | \$335.70 | (\$335.70) |
| 01-2-02141-320-003 | SPED Psychological Services, K-6 | \$335.69 | \$335.69 | (\$335.69) |
| 01-2-02151-320-001 | SPED Speech, Audiology Services, 7- | \$121.49 | \$121.49 | (\$121.49) |
| 01-2-02151-320-003 | SPED Speech, Audiology Services, K- | \$121.49 | \$121.49 | (\$121.49) |
| 01-2-02161-320-001 | SPED O/T Services, 7-12 | \$1,537.50 | \$1,537.50 | (\$1,537.50) |
| 01-2-02161-320-003 | SPED O/T Services, K-6 | \$4,264.00 | \$4,264.00 | (\$4,264.00) |
| 01-2-02162-320-000 | SPED O/T Services, 3-5 | \$3,075.00 | \$3,075.00 | (\$3,075.00) |
| 01-2-02171-320-001 | SPED P/T Services, 7-12 | \$9,640.47 | \$9,640.47 | (\$9,640.47) |
| 01-2-02171-334-001 | Physical Therapy-Related Services - SPED - School Age - Mileage Paid - Other, 7-12 | \$675.50 | \$675.50 | (\$675.50) |
| 01-2-02172-320-000 | SPED P/T Services, 3-5 | \$4,844.83 | \$4,844.83 | (\$4,844.83) |
| 01-2-02172-334-000 | Physical Therapy-Related Services - SPED - Ages 3-5 - Mileage Paid - Other | \$317.10 | \$317.10 | (\$317.10) |
| 01-2-02173-320-000 | SPED P/T Services, 0-2 | \$608.16 | \$608.16 | (\$608.16) |
| 01-2-02210-330-001 | Improvement of Instruction | \$853.35 | \$853.35 | (\$853.35) |
| 01-2-02210-330-003 | Improvement of Instruction | \$853.34 | \$853.34 | (\$853.34) |
| 01-2-02213-330-001 | Instructional Staff Training - Employee Training & Development Services, 7-12 | \$275.00 | \$275.00 | (\$275.00) |
| 01-2-02213-330-003 | Instructional Staff Training - Employee Training & Development Services, K-6 | \$80.00 | \$80.00 | (\$80.00) |
| 01-2-02220-111-001 | Regular Salaries, Library, 7-12 | \$11,666.70 | \$11,666.70 | (\$11,666.70) |
| 01-2-02220-111-003 | Regular Salaries, Library, K-6 | \$11,666.76 | \$11,666.76 | (\$11,666.76) |
| 01-2-02220-221-001 | Social Security, Library Teacher, 7 | \$869.04 | \$869.04 | (\$869.04) |
| 01-2-02220-221-003 | Social Security, Library Teacher, K | \$869.16 | \$869.16 | (\$869.16) |
| 01-2-02220-231-001 | Retirement, Library Teacher, 7-12 | \$942.72 | \$942.72 | (\$942.72) |
| 01-2-02220-231-003 | Retirement, Library Teacher, K-6 | \$942.66 | \$942.66 | (\$942.66) |
| 01-2-02220-281-001 | Health Benefits, Library Teacher, 7 | \$4,752.27 | \$4,752.27 | (\$4,752.27) |
| 01-2-02220-281-003 | Health Benefits, Library Teacher, K | \$4,752.30 | \$4,752.30 | (\$4,752.30) |
| 01-2-02220-291-001 | Other Benefits, Library Teacher, 7- | \$10.50 | \$10.50 | (\$10.50) |
| 01-2-02220-291-003 | Other Benefits, Library Teacher, K- | \$10.50 | \$10.50 | (\$10.50) |
| 01-2-02220-610-001 | General Supplies, Library, 7-12 | \$190.12 | \$190.12 | (\$190.12) |
| 01-2-02220-610-003 | General Supplies, Library, K-6 | \$169.55 | \$169.55 | (\$169.55) |
| 01-2-02220-640-001 | Books and Periodicals, 7-12 | \$67.64 | \$67.64 | (\$67.64) |
| 01-2-02220-640-003 | Books and Periodicals, K-6 | \$67.63 | \$67.63 | (\$67.63) |
| 01-2-02230-350-001 | Instruction-Related Technology - Technical Services, 7-12 | \$11,181.64 | \$11,181.64 | (\$11,181.64) |
| 01-2-02230-350-003 | Instruction-Related Technology - Technical Services, 7-12 | \$11,181.64 | \$11,181.64 | (\$11,181.64) |
| 01-2-02230-650-001 | Instruction-Related Technology - Supplies - Technology Related, 7-12 | \$8,742.50 | \$8,742.50 | (\$8,742.50) |
| 01-2-02230-650-003 | Instruction-Related Technology - Supplies - Technology Related, K-6 | \$8,637.50 | \$8,637.50 | (\$8,637.50) |
| 01-2-02310-320-001 | Board of Education | \$450.00 | \$450.00 | (\$450.00) |
| 01-2-02310-320-003 | Board of Education | \$450.00 | \$450.00 | (\$450.00) |
| 01-2-02310-540-001 | Board of Education - Advertising, 7-12 | \$550.82 | \$550.82 | (\$550.82) |
| 01-2-02310-540-003 | Board of Education - Advertising, K-6 | \$550.69 | \$550.69 | (\$550.69) |
| 01-2-02310-580-001 | Travel, K-12 | \$93.67 | \$93.67 | (\$93.67) |
| 01-2-02310-580-003 | Travel, K-6 | \$93.68 | \$93.68 | (\$93.68) |
| 01-2-02310-643-001 | Board of Education - Web/Cloud Base Software, 7-12 | \$7,121.99 | \$7,121.99 | (\$7,121.99) |
| 01-2-02310-643-003 | Board of Education - Web/Cloud Base Software, K-6 | \$7,121.99 | \$7,121.99 | (\$7,121.99) |
| 01-2-02310-810-001 | Dues and Fees, 7-12 | \$2,570.50 | \$2,570.50 | (\$2,570.50) |
| 01-2-02310-810-003 | Dues and Fees, K-6 | \$2,570.50 | \$2,570.50 | (\$2,570.50) |
| 01-2-02310-890-001 | Miscellaneous Expenditures, 7-12 | \$1,763.00 | \$1,763.00 | (\$1,763.00) |
| 01-2-02310-890-003 | Miscellaneous Expenditures, K-6 | \$1,463.00 | \$1,463.00 | (\$1,463.00) |
| 01-2-02320-105-001 | Salaries paid to Superintendent, 7- | \$30,999.96 | \$30,999.96 | (\$30,999.96) |
| 01-2-02320-105-003 | Salaries paid to Superintendent, K- | \$31,000.02 | \$31,000.02 | (\$31,000.02) |
| 01-2-02320-116-001 | Salaries paid to Business Manager, | \$14,499.96 | \$14,499.96 | (\$14,499.96) |
| 01-2-02320-116-003 | Salaries paid to Business Manager, | \$14,500.02 | \$14,500.02 | (\$14,500.02) |
| 01-2-02320-221-001 | Executive Administration | \$31.87 | \$31.87 | (\$31.87) |
| 01-2-02320-221-003 | Executive Administration | \$31.87 | \$31.87 | (\$31.87) |
| 01-2-02320-225-001 | Social Security - Superintendent, 7 | \$2,384.69 | \$2,384.69 | (\$2,384.69) |
| 01-2-02320-225-003 | Social Security - Superintendent, K | \$2,384.75 | \$2,384.75 | (\$2,384.75) |
| 01-2-02320-226-001 | Social Security - Business Manager, | \$1,094.36 | \$1,094.36 | (\$1,094.36) |
| 01-2-02320-226-003 | Social Security - Business Manager, | \$1,094.43 | \$1,094.43 | (\$1,094.43) |
| 01-2-02320-231-001 | Executive Administration | \$34.34 | \$34.34 | (\$34.34) |
| 01-2-02320-231-003 | Executive Administration | \$34.34 | \$34.34 | (\$34.34) |
| 01-2-02320-235-001 | Retirement - Superintendent, 7-12 | \$2,535.91 | \$2,535.91 | (\$2,535.91) |
| 01-2-02320-235-003 | Retirement - Superintendent, K-6 | \$2,535.96 | \$2,535.96 | (\$2,535.96) |
| 01-2-02320-236-001 | Retirement - Business Manager, 7-12 | \$1,171.56 | \$1,171.56 | (\$1,171.56) |
| 01-2-02320-236-003 | Retirement - Business Manager, K-6 | \$1,171.62 | \$1,171.62 | (\$1,171.62) |
| 01-2-02320-285-001 | Health Benefits - Superintendent, 7 | \$5,092.47 | \$5,092.47 | (\$5,092.47) |
| 01-2-02320-285-003 | Health Benefits - Superintendent, K | \$5,092.51 | \$5,092.51 | (\$5,092.51) |
| 01-2-02320-286-001 | Health Benefits - Business Manager, | \$6,788.95 | \$6,788.95 | (\$6,788.95) |
| 01-2-02320-286-003 | Health Benefits - Business Manager, | \$6,789.01 | \$6,789.01 | (\$6,789.01) |

| | | | | |
|--------------------|---|-------------|-------------|---------------|
| 01-2-02320-291-001 | Executive Administration | \$425.00 | \$425.00 | (\$425.00) |
| 01-2-02320-291-003 | Executive Administration | \$425.00 | \$425.00 | (\$425.00) |
| 01-2-02320-295-001 | Other Benefits - Superintendent, 7- | \$526.41 | \$526.41 | (\$526.41) |
| 01-2-02320-295-003 | Other Benefits - Superintendent, K- | \$526.41 | \$526.41 | (\$526.41) |
| 01-2-02320-296-001 | Other Benefits - Business Manager, | \$15.00 | \$15.00 | (\$15.00) |
| 01-2-02320-296-003 | Other Benefits - Business Manager, | \$15.00 | \$15.00 | (\$15.00) |
| 01-2-02320-382-001 | Executive Administration - Distance Education/Telecomm, 7-12 | \$1,958.15 | \$1,958.15 | (\$1,958.15) |
| 01-2-02320-382-003 | Executive Administration - Distance Education/Telecomm, K-6 | \$1,958.17 | \$1,958.17 | (\$1,958.17) |
| 01-2-02320-440-001 | Executive Administration - Rentals - Other, 7-12 | \$2,013.00 | \$2,013.00 | (\$2,013.00) |
| 01-2-02320-440-003 | Executive Administration - Rentals - Other, K-6 | \$2,013.00 | \$2,013.00 | (\$2,013.00) |
| 01-2-02320-531-001 | Postage, 7-12 | \$311.00 | \$311.00 | (\$311.00) |
| 01-2-02320-890-001 | Miscellaneous Expenditures, 7-12 | \$462.03 | \$462.03 | (\$462.03) |
| 01-2-02320-890-003 | Miscellaneous Expenditures, K-6 | \$461.97 | \$461.97 | (\$461.97) |
| 01-2-02330-317-001 | Contracted Legal Services, 7-12 | \$621.00 | \$621.00 | (\$621.00) |
| 01-2-02330-317-003 | Contracted Legal Services, K-6 | \$621.00 | \$621.00 | (\$621.00) |
| 01-2-02410-111-001 | Salaries - Principal,7-12 | \$24,787.50 | \$24,787.50 | (\$24,787.50) |
| 01-2-02410-111-003 | Salaries - Principal, K-6 | \$24,787.50 | \$24,787.50 | (\$24,787.50) |
| 01-2-02410-112-001 | Salaries - Office Manager, 7-12 | \$17,158.31 | \$17,158.31 | (\$17,158.31) |
| 01-2-02410-112-003 | Salaries - Office Manager, K-6 | \$16,748.36 | \$16,748.36 | (\$16,748.36) |
| 01-2-02410-221-001 | Social Security - Principal, 7-12 | \$1,883.01 | \$1,883.01 | (\$1,883.01) |
| 01-2-02410-221-003 | Social Security - Principal, K-6 | \$1,883.01 | \$1,883.01 | (\$1,883.01) |
| 01-2-02410-222-001 | Social Security - Office Manager, 7 | \$1,261.76 | \$1,261.76 | (\$1,261.76) |
| 01-2-02410-222-003 | Social Security - Office Manager, K | \$1,318.81 | \$1,318.81 | (\$1,318.81) |
| 01-2-02410-231-001 | Retirement - Principal7-12 | \$2,002.81 | \$2,002.81 | (\$2,002.81) |
| 01-2-02410-231-003 | Retirement - Principal, K-6 | \$2,002.85 | \$2,002.85 | (\$2,002.85) |
| 01-2-02410-232-001 | Employer Retirement - Office Mgr | \$1,386.39 | \$1,386.39 | (\$1,386.39) |
| 01-2-02410-232-003 | Employer Retirement - Office Mgr K | \$1,392.95 | \$1,392.95 | (\$1,392.95) |
| 01-2-02410-281-001 | Health Benefits - Principal, 7-12 | \$4,795.47 | \$4,795.47 | (\$4,795.47) |
| 01-2-02410-281-003 | Health Benefits - Principal, K-6 | \$4,795.47 | \$4,795.47 | (\$4,795.47) |
| 01-2-02410-282-001 | Health Benefits - Office Manager, 7 | \$10,184.98 | \$10,184.98 | (\$10,184.98) |
| 01-2-02410-282-003 | Health Benefits - Office Manager, K | \$13,577.96 | \$13,577.96 | (\$13,577.96) |
| 01-2-02410-291-001 | Other Benefits - Principal, 7-12 | \$15.00 | \$15.00 | (\$15.00) |
| 01-2-02410-291-003 | Other Benefits - Principal, K-6 | \$15.00 | \$15.00 | (\$15.00) |
| 01-2-02410-292-003 | Other Benefits - Office Manager, K- | \$527.30 | \$527.30 | (\$527.30) |
| 01-2-02410-580-001 | Travel, 7-12 | \$1,119.60 | \$1,119.60 | (\$1,119.60) |
| 01-2-02410-580-003 | Travel, K-6 | \$1,119.60 | \$1,119.60 | (\$1,119.60) |
| 01-2-02410-810-001 | Dues and Fees, 7-12 | \$322.50 | \$322.50 | (\$322.50) |
| 01-2-02410-810-003 | Dues and Fees, K-6 | \$322.50 | \$322.50 | (\$322.50) |
| 01-2-02510-315-001 | Auditing, 7-12 | \$6,459.85 | \$6,459.85 | (\$6,459.85) |
| 01-2-02510-315-003 | Auditing, K-6 | \$6,459.85 | \$6,459.85 | (\$6,459.85) |
| 01-2-02570-330-001 | Personnel Services - Employee Training & Developmental Services, 7-12 | \$132.40 | \$132.40 | (\$132.40) |
| 01-2-02570-330-003 | Personnel Services - Employee Training & Developmental Services, K-6 | \$132.40 | \$132.40 | (\$132.40) |
| 01-2-02570-643-001 | Personnel Services - Web/Cloud Base Software, 6-12 | \$2,479.28 | \$2,479.28 | (\$2,479.28) |
| 01-2-02570-643-003 | Personnel Services - Web/Cloud Base Software, Pk-5 | \$2,479.28 | \$2,479.28 | (\$2,479.28) |
| 01-2-02610-110-001 | Salaries - Custodian, 7-12 | \$21,627.96 | \$21,627.96 | (\$21,627.96) |
| 01-2-02610-110-003 | Salaries - Custodian, K-6 | \$10,302.42 | \$10,302.42 | (\$10,302.42) |
| 01-2-02610-220-001 | Social Security - Custodian, 7-12 | \$1,617.77 | \$1,617.77 | (\$1,617.77) |
| 01-2-02610-220-003 | Social Security - Custodian, K-6 | \$763.71 | \$763.71 | (\$763.71) |
| 01-2-02610-230-001 | Retirement - Custodian, 7-12 | \$1,747.54 | \$1,747.54 | (\$1,747.54) |
| 01-2-02610-230-003 | Retirement - Custodian, K-6 | \$832.44 | \$832.44 | (\$832.44) |
| 01-2-02610-280-001 | Health Benefits - Custodian, 7-12 | \$15,423.93 | \$15,423.93 | (\$15,423.93) |
| 01-2-02610-280-003 | Health Benefits - Custodian, K-6 | \$6,417.22 | \$6,417.22 | (\$6,417.22) |
| 01-2-02610-290-001 | Other Benefits - Custodian, 7-12 | \$32.50 | \$32.50 | (\$32.50) |
| 01-2-02610-290-003 | Other Benefits - Custodian, K-6 | \$2.50 | \$2.50 | (\$2.50) |
| 01-2-02610-410-001 | Utility Services, 7-12 | \$6,357.87 | \$6,357.87 | (\$6,357.87) |
| 01-2-02610-410-003 | Utility Services, K-6 | \$2,032.92 | \$2,032.92 | (\$2,032.92) |
| 01-2-02610-520-001 | Insurance (Other Than Employee Benefits), 7-12 | \$138.50 | \$138.50 | (\$138.50) |
| 01-2-02610-520-003 | Insurance (Other Than Employee Benefits), K-6 | \$138.50 | \$138.50 | (\$138.50) |
| 01-2-02610-610-001 | Supplies, 7-12 | \$7,497.39 | \$7,497.39 | (\$7,497.39) |
| 01-2-02610-610-003 | Supplies, K-6 | \$6,032.03 | \$6,032.03 | (\$6,032.03) |
| 01-2-02610-621-001 | Utility Energy Services, 7-12 | \$22,160.79 | \$22,160.79 | (\$22,160.79) |
| 01-2-02610-621-003 | Utility Energy Services, K-6 | \$16,243.98 | \$16,243.98 | (\$16,243.98) |
| 01-2-02620-110-001 | Maintenance of Buildings - Regular Non-Instructional, 7-12 | \$684.12 | \$684.12 | (\$684.12) |
| 01-2-02620-110-003 | Maintenance of Buildings - Regular Non-Instructional, K-6 | \$19,944.96 | \$19,944.96 | (\$19,944.96) |
| 01-2-02620-130-003 | Maintenance of Buildings - Overtime Non-Instructional, K-6 | \$161.51 | \$161.51 | (\$161.51) |
| 01-2-02620-220-001 | Maintenance of Buildings - Non-Instructional - Social Security, 7-12 | \$23.11 | \$23.11 | (\$23.11) |
| 01-2-02620-220-003 | Maintenance of Buildings - Non-Instructional - Social Security, K-6 | \$1,456.08 | \$1,456.08 | (\$1,456.08) |
| 01-2-02620-230-001 | Maintenance of Buildings - Non-Instructional - Retirement, 7-12 | \$24.55 | \$24.55 | (\$24.55) |

| | | | | |
|--------------------|---|-------------|-------------|---------------|
| 01-2-02620-230-003 | Maintenance of Buildings - Non-Instructional - Retirement, K-6 | \$1,538.07 | \$1,538.07 | (\$1,538.07) |
| 01-2-02620-280-001 | Maintenance of Buildings - Non-Instructional - Health Benefits, 7-12 | \$73.23 | \$73.23 | (\$73.23) |
| 01-2-02620-280-003 | Maintenance of Buildings - Non-Instructional - Health Benefits, K-6 | \$5,073.03 | \$5,073.03 | (\$5,073.03) |
| 01-2-02620-290-001 | Maintenance of Buildings - Non-Instructional - Other Benefits, 7-12 | \$425.25 | \$425.25 | (\$425.25) |
| 01-2-02620-290-003 | Maintenance of Buildings - Non-Instructional - Other Benefits, K-12 | \$455.26 | \$455.26 | (\$455.26) |
| 01-2-02620-340-001 | Maintenance of Buildings - Other Professional Services, 7-12 | \$304.50 | \$304.50 | (\$304.50) |
| 01-2-02620-340-003 | Maintenance of Buildings - Other Professional Services, K-6 | \$638.50 | \$638.50 | (\$638.50) |
| 01-2-02620-430-001 | Repairs and Maintenance Services, 7 | \$165.00 | \$165.00 | (\$165.00) |
| 01-2-02620-431-001 | Non-Technology-Related Repairs and Maintenance, 7-12 | \$32,152.58 | \$32,152.58 | (\$32,152.58) |
| 01-2-02620-431-003 | Non-Technology-Related Repairs and Maintenance, K-6 | \$16,724.56 | \$16,724.56 | (\$16,724.56) |
| 01-2-02620-610-001 | Maintenance of Buildings - General Supplies, 7-12 | \$1,098.18 | \$1,098.18 | (\$1,098.18) |
| 01-2-02620-610-003 | Maintenance of Buildings - General Supplies, K-6 | \$952.68 | \$952.68 | (\$952.68) |
| 01-2-02630-220-001 | CARE & UPKEEP OF GROUNDS | \$484.73 | \$484.73 | (\$484.73) |
| 01-2-02630-220-003 | CARE & UPKEEP OF GROUNDS | \$484.71 | \$484.71 | (\$484.71) |
| 01-2-02630-420-001 | Care & Upkeep of Grounds - Cleaning Services, 7-12 | \$752.24 | \$752.24 | (\$752.24) |
| 01-2-02630-420-003 | Care & Upkeep of Grounds - Cleaning Services, K-6 | \$752.26 | \$752.26 | (\$752.26) |
| 01-2-02630-431-001 | Care & Upkeep of Grounds - Non-Technology Related Repairs & Maintenance, 7-12 | \$3,530.00 | \$3,530.00 | (\$3,530.00) |
| 01-2-02630-431-003 | Care & Upkeep of Grounds - Non-Technology Related Repairs & Maintenance, K-6 | \$560.00 | \$560.00 | (\$560.00) |
| 01-2-02630-490-001 | Care & Upkeep of Grounds - Other Purchases Property Services, 7-12 | \$2,565.00 | \$2,565.00 | (\$2,565.00) |
| 01-2-02630-610-001 | Care & Upkeep of Grounds - Supplies, 7-12 | \$4,099.24 | \$4,099.24 | (\$4,099.24) |
| 01-2-02630-610-003 | Care & Upkeep of Grounds - Supplies, K-6 | \$523.66 | \$523.66 | (\$523.66) |
| 01-2-02630-890-001 | Care & Upkeep of Grounds - Miscellaneous Expenditures, 7-12 | \$2,058.11 | \$2,058.11 | (\$2,058.11) |
| 01-2-02630-890-003 | Care & Upkeep of Grounds - Miscellaneous Expenditures, K-6 | \$2,058.12 | \$2,058.12 | (\$2,058.12) |
| 01-2-02670-350-001 | Safety - Technical Services, 7-12 | \$705.00 | \$705.00 | (\$705.00) |
| 01-2-02670-350-003 | Safety - Technical Services, K-6 | \$786.00 | \$786.00 | (\$786.00) |
| 01-2-02710-110-001 | Bus Driver Salaries, 7-12 | \$12,567.19 | \$12,567.19 | (\$12,567.19) |
| 01-2-02710-110-003 | Bus Driver Salaries, K-6 | \$6,346.17 | \$6,346.17 | (\$6,346.17) |
| 01-2-02710-220-001 | Social Security Bus Drivers, 7-12 | \$961.41 | \$961.41 | (\$961.41) |
| 01-2-02710-220-003 | Social Security Bus Drivers, K-6 | \$485.46 | \$485.46 | (\$485.46) |
| 01-2-02710-332-001 | Mileage to Parents, 7-12 | \$9,312.62 | \$9,312.62 | (\$9,312.62) |
| 01-2-02710-332-003 | Mileage to Parents, K-6 | \$5,743.21 | \$5,743.21 | (\$5,743.21) |
| 01-2-02710-430-001 | Bus Repairs/Maintenance, 7-12 | \$147.00 | \$147.00 | (\$147.00) |
| 01-2-02710-626-001 | Gasoline, 7-12 | \$4,741.74 | \$4,741.74 | (\$4,741.74) |
| 01-2-02710-626-003 | Gasoline, K-6 | \$4,741.64 | \$4,741.64 | (\$4,741.64) |
| 01-2-02710-890-001 | Miscellaneous Expenditures, 7-12 | \$14.20 | \$14.20 | (\$14.20) |
| 01-2-02730-431-001 | Non-Technology-Related Repairs and Maintenance, 7-12 | \$3,931.89 | \$3,931.89 | (\$3,931.89) |
| 01-2-02730-431-003 | Non-Technology-Related Repairs and Maintenance, K-6 | \$188.14 | \$188.14 | (\$188.14) |
| 01-2-03100-610-001 | Food Services Operations | \$40.49 | \$40.49 | (\$40.49) |
| 01-2-03535-111-001 | HAL Teacher Salaries, 7-12 | \$522.66 | \$522.66 | (\$522.66) |
| 01-2-03535-221-001 | Social Security HAL Teachers, 7-12 | \$39.97 | \$39.97 | (\$39.97) |
| 01-2-03535-231-001 | Retirement - HAL - K-6 | \$42.24 | \$42.24 | (\$42.24) |
| 01-2-03540-111-003 | State Early Childhood - Salaries of Regular Employees Paid to Teachers/Professional Staff, 0-5 | \$21,419.28 | \$21,419.28 | (\$21,419.28) |
| 01-2-03540-112-003 | State Early Childhood - Salaries of Regular Employees Paid to Instructional Aides & Assistants, 0-5 | \$12,001.21 | \$12,001.21 | (\$12,001.21) |
| 01-2-03540-221-003 | State Early Childhood - Social Security Payments for Teachers/Professional Staff, 0-5 | \$1,614.51 | \$1,614.51 | (\$1,614.51) |
| 01-2-03540-222-003 | State Early Childhood - Social Security Payments for Instructional Aides & Assistants, 0-5 | \$836.60 | \$836.60 | (\$836.60) |
| 01-2-03540-231-003 | State Early Childhood - Retirement Contributions for Teachers/Professional Staff, 0-5 | \$1,730.70 | \$1,730.70 | (\$1,730.70) |
| 01-2-03540-232-003 | State Early Childhood - Retirement Contributions for Instructional Aides & Assistants, 0-5 | \$883.31 | \$883.31 | (\$883.31) |
| 01-2-03540-281-003 | State Early Childhood - Health Benefits for Teachers/Professional Staff, 0-5 | \$9,006.76 | \$9,006.76 | (\$9,006.76) |
| 01-2-03540-282-003 | State Early Childhood - Health Benefits for Instructional Aides & Assistants, 0-5, | \$12,401.20 | \$12,401.20 | (\$12,401.20) |
| 01-2-03540-291-003 | State Early Childhood - Other Employee Benefits Paid for Teachers/Professional Staff, 0-5 | \$30.00 | \$30.00 | (\$30.00) |
| 01-2-03540-292-003 | State Early Childhood - Other Employee Benefits Paid for Instructional Aides & Assistants, 0-5 | \$30.00 | \$30.00 | (\$30.00) |
| 01-2-03540-591-003 | State Early Childhood - Services Purchased From Another School District or Educational Services Agency Within the State, PK-6 | \$109.36 | \$109.36 | (\$109.36) |
| 01-2-03540-610-003 | State Early Childhood - General Supplies, 0-5 | \$2,311.45 | \$2,311.45 | (\$2,311.45) |
| 01-2-03551-610-001 | Career Education | \$5,574.27 | \$5,574.27 | (\$5,574.27) |
| 01-2-06200-111-003 | Title I, Part A Teacher Salaries, K | \$39,611.76 | \$39,611.76 | (\$39,611.76) |
| 01-2-06200-113-003 | Title I, Part A Substitute Salaries | \$1,650.00 | \$1,650.00 | (\$1,650.00) |
| 01-2-06200-221-003 | Social Security, Title I, Part A Te | \$3,005.58 | \$3,005.58 | (\$3,005.58) |
| 01-2-06200-223-003 | Social Security, Title I, Part Aide | \$126.24 | \$126.24 | (\$126.24) |
| 01-2-06200-231-003 | Retirement, Title I, Part A Teacher | \$3,200.64 | \$3,200.64 | (\$3,200.64) |
| 01-2-06200-281-003 | Health Benefits, Title I, Part A Te | \$13,538.08 | \$13,538.08 | (\$13,538.08) |
| 01-2-06200-291-003 | Other Benefits, Title I, Part A Tea | \$30.00 | \$30.00 | (\$30.00) |
| 01-2-08000-912-001 | Fund Transfer to Lunch Fund, 7-12 | \$10,000.00 | \$10,000.00 | (\$10,000.00) |
| 01-2-08000-912-003 | Fund Transfer to Lunch Fund, K-6 | \$10,000.00 | \$10,000.00 | (\$10,000.00) |
| 06-2-03100-110-001 | Food Service - Regular Employee, 7- | \$12,838.60 | \$12,838.60 | (\$12,838.60) |
| 06-2-03100-110-003 | Food Service - Reg Employee K-6 | \$12,838.56 | \$12,838.56 | (\$12,838.56) |
| 06-2-03100-220-001 | FICA - Dist Share 7-12 | \$982.19 | \$982.19 | (\$982.19) |
| 06-2-03100-220-003 | Fica-dist Share K-6 | \$982.10 | \$982.10 | (\$982.10) |

| | | | | |
|--------------------|---|-----------------------|-----------------------|-------------------------|
| 06-2-03100-230-001 | Retirement - Dist share 7-12 | \$684.61 | \$684.61 | (\$684.61) |
| 06-2-03100-230-003 | Retirement-dist Share K-6 | \$684.63 | \$684.63 | (\$684.63) |
| 06-2-03100-290-001 | Other Benefits Food Service 7-12 | \$18.00 | \$18.00 | (\$18.00) |
| 06-2-03100-290-003 | Other Benefits Food Serv K-6 | \$18.00 | \$18.00 | (\$18.00) |
| 06-2-03100-630-001 | Expended Food 7-12 | \$25,085.40 | \$25,085.40 | (\$25,085.40) |
| 06-2-03100-630-003 | Expended Food K-6 | \$25,085.22 | \$25,085.22 | (\$25,085.22) |
| 06-2-03100-643-001 | Food Services Operations | \$473.72 | \$473.72 | (\$473.72) |
| 06-2-03100-643-003 | Food Services Operations | \$473.64 | \$473.64 | (\$473.64) |
| 06-2-03100-950-003 | Expended Food - Snacks K-6 | \$3,578.01 | \$3,578.01 | (\$3,578.01) |
| 08-2-05000-832-001 | Debt Service - Interest on Long-Term Debt, 7-12 | \$1,802.50 | \$1,802.50 | (\$1,802.50) |
| Sub Total | | \$2,736,483.26 | \$2,736,483.26 | (\$2,736,483.26) |

Chappell, Nebraska
February 10, 2026

A regular meeting of the Board of Education, School District #25, Chappell, Nebraska, was held on February 10, 2026, in the Library at the Creek Valley Elementary School. Notice of the meeting was published as required by law. The meeting was called to order at 6:00 p.m. by President Mashek.

The Pledge of Allegiance was recited by all present.

Present and voting were Board of Education members Doug Mashek, Deann Speirs, Troy Isenbart, Lucas Hanson and Matt Klingman. Also present were Superintendent, Loren Engel; Principal, Barry Schaeffer; and Business Manager, Carrie Lutkehus.

T. Isenbart moved to excuse S. Owen from the meeting. D. Spiers seconded the motion. Voice vote indicated the motion was approved and S. Owen is excused from the meeting.

L. Hanson moved to accept the consent agenda as presented. D. Speirs seconded the motion. Personnel Recommendations: No Hiring, One Resignation: Katelin Riley - 1st Grade (.5 FTE)

Financial Reports
Minutes of the January 13, 2026, Regular Board Meeting
Approval of General Fund Bills:

| | | |
|---------------------------|------------------------|------------|
| 20/20 TECHNOLOGIES LLC | Monthly Tech Support | \$3,733.88 |
| BLACK HILLS ENERGY | Monthly Energy Bill | \$4,734.69 |
| BLUFFS FACILITY SOLUTIONS | Custodial Supplies | \$1,383.97 |
| CENTURYLINK | Local Phone Service | \$178.68 |
| CHAPPELL LUMBER | Maintenance & Repair | \$1,024.40 |
| CHAPPELL REGISTER | Printing & Advertising | \$146.83 |
| CHAPPELL SUPER FOODS | Food Supplies | \$108.98 |
| Container ONE | 20' Standard Container | \$3,591.00 |
| CRANMORE | Pest Control | \$320.00 |
| LUNCH FUND | CVELC Meals | \$1,436.60 |
| LUNCH FUND | PreK Meals | \$138.80 |
| DAS STATE ACCOUNTING | Networking Fees | \$317.87 |

| | | |
|------------------------------------|---------------------------------|-------------|
| EAKES OFFICE SOLUTIONS | Copy & Fax Charges | \$1,599.83 |
| ESU #13 | SPED Services | \$6,488.26 |
| First Semester Mileage | Paid to Parents/Guardians | \$15,390.99 |
| HANSEN'S PETROLEUM LLC | Fuel | \$1,428.30 |
| HOMETOWN LEASING | Copier Lease | \$536.00 |
| Ideal Linen Supply | Custodial Supplies | \$1,019.96 |
| MATHESON TRI-GAS INC | Welding Supplies | \$437.15 |
| MCI | Long Distance | \$80.41 |
| MUNICIPAL UTILITIES | Utilities | \$4,935.36 |
| NACIA | 2025-26 Membership - AM | \$40.00 |
| NASB | Membership Dues | \$4,226.00 |
| NASB ALICAP | 2024-2025 WC Premium Adjustment | \$277.00 |
| Nebraska State Fire Marshal Agency | Annual Boiler Inspection | \$81.00 |
| OCCUPATIONAL THERAPY SERV, LLC | OT Services | \$2,091.00 |
| PREMIER AUTO PARTS-SERVICE | Maintenance Supplies | \$48.11 |
| PROTEX CENTRAL, INC | Fire Alarm Inspection & Service | \$578.00 |
| Riverside Insights | Assessments | \$563.82 |
| SUPERIOR TEXT | Instructional Materials | \$323.40 |
| US Bank | CC Bill | \$22,394.51 |
| Valley Repair | HS Supplies | \$852.80 |
| WAGeworks | CAFETERIA FUND FEES | \$107.75 |
| | Sub Total | \$80,615.35 |

Option Enrollment: None in, None out
Voice vote indicated motion carried.

There was no audience communication.

Dr. L. Engel invited Maintenance Supervisor Sam Cheramie to share an update on recent projects and then he presented the remainder of the Superintendent's Report. This included an update on hiring and open positions, providing information about a 4-day school week schedule, and noting some dates in the upcoming 26-27 school year calendar.

B. Schaeffer presented the Principal's Report, making specific note about the Parent/Teacher Conferences on Thursday Feb. 12th and Teacher In-Service on Monday Feb. 16th.

For Committee Reports, the Negotiations Committee has finished its work on negotiations, and the Transportation Committee mentioned the possibility of looking for another school van.

M. Kling moved to accept the 2026-2027 CVEA Contract. D. Speirs seconded the motion. A voice vote indicated the motion carried and the 2026-2027 CVEA Contract was approved.

Following discussion, the Board tabled action on the 2026-2027 and 2027-2028 Hourly Employee Salary Framework and requested a new proposal be brought for action at a future meeting.

L. Hanson moved to accept the recommendations for Classified Employee Health Insurance Offerings for New Employees in 2026-2027 as presented. D. Speirs seconded the motion. A voice vote indicated the motion carried and the 2026-2027 Classified Employee Health Insurance Offering for New Employees was approved.

M. Klingman moved and D. Speirs seconded a motion to approve the policies as presented. Voice vote indicated motion carried.

No Executive Session was needed.

M. Klingman moved and L. Hanson seconded a motion to adjourn the meeting. Voice vote indicated the motion carried and the meeting adjourned at 7:40p.m.

The next regular meeting will be held on March 10, 2026, at Creek Valley Elementary School.

Troy Isenbart, Secretary

Creek Valley Public Schools

Check Listing Report_General Fund

| Payee | Description | Amount |
|------------------------------------|--|--------------------|
| 20/20 TECHNOLOGIES LLC | Monthly Tech Support | \$3,214.20 |
| AD ELECTRIC LLC | Electrical - Circuit Install | \$1,550.58 |
| ADRIAN NEL | First Semester Mileage | \$355.51 |
| ALFRED PUBLISHING-PERMISSIONS | Photocopy Permissions | \$30.00 |
| ALIENS AND STRANGERS MUSIC | Instruments | \$5,134.87 |
| ALL STAR AUTO GLASS | Windshield Repair | \$59.95 |
| BEST PLUMBING | HVAC unit - HS | \$720.00 |
| BLACK HILLS ENERGY | Monthly Energy Bill | \$5,096.06 |
| BLUFFS FACILITY SOLUTIONS | Custodial Supplies | \$1,909.77 |
| CENTURYLINK | Local Phone Service | \$178.68 |
| CHAPPELL LUMBER | Maintenance & Repair | \$758.18 |
| CHAPPELL REGISTER | Printing & Advertising | \$93.25 |
| CHAPPELL SUPER FOODS | CVS Account #3310 | \$302.54 |
| CRANMORE PEST CONTROL | Pest Control | \$320.00 |
| CREEK VALLEY ACTIVITY FUND | General Fund Transfer | \$20,000.00 |
| CREEK VALLEY SCHOOLS - LUNCH FUND | CVELC Meals | \$700.20 |
| CREEK VALLEY SCHOOLS - LUNCH FUND | PreK Meals | \$113.50 |
| DAS STATE ACCOUNTING | Networking Fees | \$317.87 |
| EAKES OFFICE SOLUTIONS | Fax Charges | \$41.99 |
| ESSENTIAL SCREENS | Background Checks | \$161.00 |
| Esu #13 | ESU 13 SPED Services | \$8,722.52 |
| FOLLETT SCHOOL SOLUTIONS | Software Subscription (ES&HS) | \$1,671.36 |
| FREEMAN LINEBACK | Mileage | \$2,468.80 |
| HANSEN'S PETROLEUM LLC | Fuel | \$1,520.50 |
| HODGES IRRIGATION | Track Timing Wire Install | \$944.00 |
| HOLIDAY INN-KEARNEY NE | Board Member Lodging | \$129.95 |
| HOMETOWN LEASING | Copier Lease | \$536.00 |
| Ideal Linen Supply | Custodial Supplies | \$1,537.59 |
| JIM WAY | First Semester Mileage | \$753.94 |
| KATIE RANKIN | First Semester Mileage | \$335.16 |
| MATHESON TRI-GAS INC | Welding Supplies | \$437.15 |
| MATHESON TRI-GAS INC | Welding Supplies | \$238.47 |
| Mcgraw-hill, Inc. | Textbooks | \$415.13 |
| MCI | Long Distance | \$73.47 |
| MUNICIPAL UTILITIES | Utilities | \$6,105.39 |
| NASB | Board Leadership Survey & Training | \$670.00 |
| NASSP | National Honor Society Affiliation 26/27 | \$385.00 |
| Nebraska Dept Of Labor | Unemployment Benefits Q3/2025 | \$202.16 |
| Nebraska Print Works | Conference Banners | \$1,167.44 |
| OCCUPATIONAL THERAPY SERVICES, LLC | OT Services | \$1,886.00 |
| Plank Road Publishing | K-6 Music Supplies | \$251.44 |
| POPPE'S | Bus Repair | \$843.21 |
| PREMIER AUTO PARTS AND SERVICE | Maintenance Supplies | \$164.88 |
| QUADIENT LEASING USA, INC | Postage Machine Rental | \$405.00 |
| RON's CHAPPELL AUTO REPAIR | Vehicle Maintenance | \$1,559.00 |
| SHONDA RUSSELL | Reimbursement | \$156.00 |
| Sidney Glass | Supply and Install | \$1,867.98 |
| SWEET ICE LLC | Honor Roll Expense | \$149.95 |
| VOYAGER SOPRIS LEARNING | Reading/Math Materials | \$60.00 |
| WAGEWORKS | CAFETERIA FUND FEES | \$107.75 |
| WENDY BURGMAN | Reimbursement | \$64.50 |
| WESTERN NEBRASKA ADMINISTRATORS | Admin Dues | \$150.00 |
| Sub Total | | \$77,037.89 |

CREEK VALLEY PUBLIC SCHOOLS**2025 - 2026 Enrollment Statistics**

| | <u>Male</u> | <u>Female</u> | <u>Total</u> |
|-------------------------|-------------|---------------|--------------|
| Childcare - Infants | 3 | 5 | 8 |
| Childcare - Toddlers | 4 | 5 | 9 |
| Preschool and Childcare | 5 | 4 | 9 |
| Preschool Only | 8 | 8 | 16 |
| PreK TOTALS | 20 | 22 | 42 |

| | <u>Male</u> | <u>Female</u> | <u>Total</u> |
|--------------------------|-------------|---------------|--------------|
| Kindergarten | 7 | 2 | 9 |
| Grade 1 | 3 | 7 | 10 |
| Grade 2 | 5 | 6 | 11 |
| Grade 3 | 6 | 7 | 13 |
| Grade 4 | 7 | 8 | 15 |
| Grade 5 | 11 | 8 | 19 |
| ELEMENTARY TOTALS | 39 | 38 | 77 |

| | <u>Male</u> | <u>Female</u> | <u>Total</u> |
|----------------------------------|-------------|---------------|--------------|
| Grade 6 | 5 | 14 | 19 |
| Grade 7 | 11 | 8 | 19 |
| Grade 8 | 7 | 3 | 10 |
| Grade 9 | 7 | 6 | 13 |
| Grade 10 | 6 | 3 | 9 |
| Grade 11 | 8 | 5 | 13 |
| Grade 12 | 12 | 7 | 19 |
| MIDDLE / SECONDARY TOTALS | 56 | 46 | 102 |

| | | | |
|------------------------|-----------|-----------|------------|
| NEW K-12 TOTALS | 95 | 84 | 179 |
|------------------------|-----------|-----------|------------|

| | | | |
|-----------------|----|----|-----|
| Previous Totals | 95 | 84 | 179 |
|-----------------|----|----|-----|

| | | | |
|------------|---|---|---|
| Difference | 0 | 0 | 0 |
|------------|---|---|---|

THE TRUTH ABOUT ACEs

WHAT ARE THEY?

ACEs are
ADVERSE
CHILDHOOD
EXPERIENCES

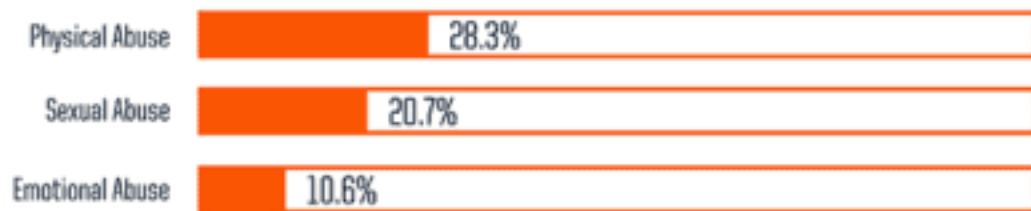
The three types of ACEs include

| ABUSE | NEGLECT | HOUSEHOLD DYSFUNCTION | |
|-----------|-----------|--------------------------|-----------------------|
| Physical | Physical | Mental Illness | Incarcerated Relative |
| Emotional | Emotional | Mother treated violently | Substance Abuse |
| Sexual | | Divorce | |

HOW PREVALENT ARE ACEs?

The ACE study* revealed the following estimates:

ABUSE

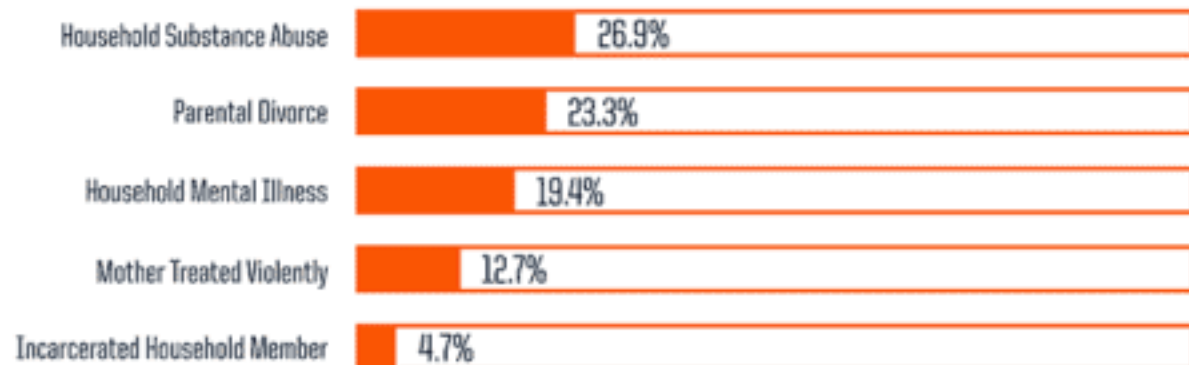


percentage of study participants that experienced a specific ACE

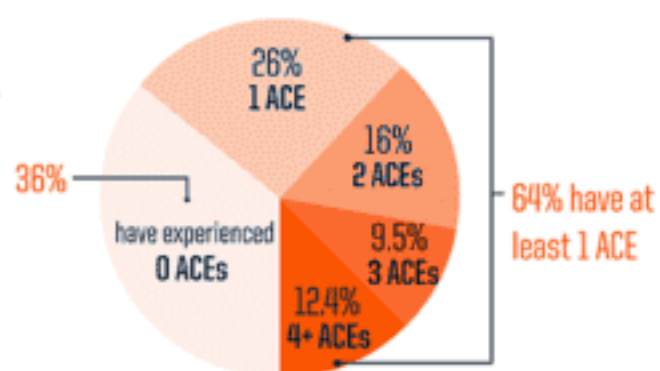
NEGLECT



HOUSEHOLD DYSFUNCTION



Of 17,000 ACE study participants:



WHAT IMPACT DO ACEs HAVE?

As the number of ACEs increases, so does the risk for negative health outcomes



Possible Risk Outcomes:

| BEHAVIOR | | | | |
|---------------------------|----------|------------|------------------|--------------|
| Lack of physical activity | Smoking | Alcoholism | Drug use | Missed work |
| PHYSICAL & MENTAL HEALTH | | | | |
| Severe obesity | Diabetes | Depression | Suicide attempts | STDs |
| Heart disease | Cancer | Stroke | COPD | Broken bones |

Adverse Childhood Experience Questionnaire for Adults

California Surgeon General's Clinical Advisory Committee



Our relationships and experiences—even those in childhood—can affect our health and well-being. Difficult childhood experiences are very common. Please tell us whether you have had any of the experiences listed below, as they may be affecting your health today or may affect your health in the future. This information will help you and your provider better understand how to work together to support your health and well-being.

| | |
|--|--------------------------|
| <p>Instructions: Below is a list of 10 categories of Adverse Childhood Experiences (ACEs). From the list below, please place a checkmark next to each ACE category that you experienced prior to your 18th birthday. Then, please add up the number of categories of ACEs you experienced and put the <i>total number</i> at the bottom.</p> | |
| 1. Did you feel that you didn't have enough to eat, had to wear dirty clothes, or had no one to protect or take care of you? | <input type="checkbox"/> |
| 2. Did you lose a parent through divorce, abandonment, death, or other reason? | <input type="checkbox"/> |
| 3. Did you live with anyone who was depressed, mentally ill, or attempted suicide? | <input type="checkbox"/> |
| 4. Did you live with anyone who had a problem with drinking or using drugs, including prescription drugs? | <input type="checkbox"/> |
| 5. Did your parents or adults in your home ever hit, punch, beat, or threaten to harm each other? | <input type="checkbox"/> |
| 6. Did you live with anyone who went to jail or prison? | <input type="checkbox"/> |
| 7. Did a parent or adult in your home ever swear at you, insult you, or put you down? | <input type="checkbox"/> |
| 8. Did a parent or adult in your home ever hit, beat, kick, or physically hurt you in any way? | <input type="checkbox"/> |
| 9. Did you feel that no one in your family loved you or thought you were special? | <input type="checkbox"/> |
| 10. Did you experience unwanted sexual contact (such as fondling or oral/anal/vaginal intercourse/penetration)? | <input type="checkbox"/> |
| Your ACE score is the total number of checked responses | |

Do you believe that these experiences have affected your health? Not Much Some A Lot

Experiences in childhood are just one part of a person's life story.
There are many ways to heal throughout one's life.

Please let us know if you have questions about privacy or confidentiality.

Classified Compensation Proposal
March 2026

- 1) Creek Valley's base salary will be the Nebraska minimum wage. This is set to become \$15.27 on January 1, 2027. We would adjust to this amount for the 26-27 school year.
- 2) Based on evaluated performance, classified employees will receive an annual increase of 0% to 3%. This will be determined collaboratively by the superintendent and PK-12 principal. Evaluations for the current school year will determine an increase, if any, for the 26-27 school year.



RNJ Trenchless Inc / Nuflow Nebraska

| | |
|-----------------|--------------|
| ESTIMATE | #699 |
| ESTIMATE DATE | Feb 18, 2026 |
| EXPIRATION DATE | Mar 11, 2026 |

Creek Valley Public Schools
 Creek Valley Public Schools
 551 Hayward Ave
 Chappell, NE 69129

(706) 429-3353
 sam.cheramie@cvsstorm.com

CONTACT US

2707 Mesa St
 Bellevue, NE 68123

(402) 909-3149
 Virginia@nuflownebraska.com

ESTIMATE

Option #1

| Services | qty | unit price | amount |
|--|-----|-------------|-------------|
| Cleaning / Lining - Services 1.) Clean, descale and prep sewer line 2.) Apply 61' of 4" CIPP structural liner - cut 4 / 6" clay tile to access sewer pipe ** Does not include digging 4'x4' outside to access sewer line ** | 1.0 | \$15,555.00 | \$15,555.00 |
| Cleaning / Lining - Reinstating Reinstatement Connection Lines | 4.0 | \$575.00 | \$2,300.00 |
| Travel - Travel Travel, per diem, hotel (3 guys) | 1.0 | \$3,300.00 | \$3,300.00 |
| Before / After Video - Before / After Video Before / After videos of job (sent once invoice is paid in full) | 1.0 | \$0.00 | \$0.00 |
| Warranty (10 year Commercial) - Commercial Warranty 10 Year Commercial Warranty | 1.0 | \$0.00 | \$0.00 |

Services subtotal: \$21,155.00

Subtotal \$21,155.00

Total \$21,155.00

Option #2

| Services | qty | unit price | amount |
|---|-----|-------------|-------------|
| Cleaning / Lining - Services 1.) Clean, descale and prep line 2.) Apply 100' of 4/6" CIPP structural liner - from 4" stack to 6" clay tile outside of the building ** Does not include digging 4'x4' outside to access sewer line ** | 1.0 | \$25,000.00 | \$25,000.00 |
| Cleaning / Lining - Reinstating | 4.0 | \$575.00 | \$2,300.00 |

Reinstate Connection Lines

| | | | |
|----------------------------------|-----|------------|------------|
| Travel - Travel | 1.0 | \$3,300.00 | \$3,300.00 |
| Travel, per diem, hotel (3 guys) | | | |

Services subtotal: \$30,600.00

Subtotal \$30,600.00

Total \$30,600.00

Option #3

| Services | qty | unit price | amount |
|--|-----|------------|------------|
| Cleaning / Lining - Services | 1.0 | \$6,500.00 | \$6,500.00 |
| 1.) Clean and prep from roof vent stack to PVC 2.) Apply 20-25' of 4" CIPP structural liner | | | |
| Cleaning / Lining - Reinstating | 2.0 | \$575.00 | \$1,150.00 |
| Reinstate Connection Lines | | | |
| Travel - Travel | 1.0 | \$3,000.00 | \$3,000.00 |
| Hotel / Per diem (2 guys) | | | |
| Before / After Video - Before / After Video | 1.0 | \$0.00 | \$0.00 |
| Before / After videos of job (sent once invoice is paid in full) | | | |
| Warranty (10 year Commercial) - Commercial Warranty | 1.0 | \$0.00 | \$0.00 |
| 10 Year Commercial Warranty | | | |

Services subtotal: \$10,650.00

Subtotal \$10,650.00

Total \$10,650.00

** 1.5% interest will be added to all balances not paid by the invoice due date **

Principal Board Report
March 9, 2026

We wrapped up the third quarter on March 6, which means we are officially in the final stretch of the school year. Students have until March 16 to turn in missing work or complete corrective actions to improve their grades.

At this point, we have very few students in danger of failing the quarter. That is a real accomplishment. While not every student is at a C or above—which is always my preference—most of those who are struggling are sitting at higher D's and are in a position to pull those grades up next quarter. Our continued focus is to avoid the need for credit recovery whenever possible. I am very pleased with the academic growth we are seeing.

Regarding our CTE ReVision/ReFresh process, the committee has done strong work finalizing our documentation. This process is directly tied to qualifying for state and federal funding, so it is important that we do it well. We are also working to streamline our systems so the next cycle is more efficient. We added Shaunna Mashek, Jena Hansen, and Mrs. Koenen to our advisory committee, and their insight has been helpful. I would welcome any suggestions from the board for additional community members or employers who could strengthen our advisory conversations.

Mrs. Mueller and I met with ESU 13 to begin developing a Professional Development plan for next year. After gathering teacher feedback, three key focus areas emerged: formative assessment, scaffolding and differentiation, and writing across instruction. We also discussed paraprofessional training and ways to reinvigorate our HAL program. It was a productive meeting, and we will be putting together a clear PD plan for next year. We are also encouraging staff to share strategies and tools with one another, so we continue building internal capacity.

Finally, we are keeping ADA compliance on our radar, especially as it relates to technology and communication. I will attend training on May 26 to ensure we are aligned with requirements and positioned well moving forward.

Overall, we are in a strong place academically and are being intentional about systems and planning as we head into the final quarter.