

## Board Meeting

Monday, February 9, 2026 5:45 PM

FISD Boardroom, 402 Laurel Dr., Friendswood, TX 77546

Beau Egert:	Present
Rebecca Hillenburg:	Present
Ralph Hobratschk:	Present
Tony Hopkins:	Present
David Montz:	Present
Niki Rhodes:	Present
Laura Seifert:	Absent

### 1. Meeting Opening

1.1. Call to Order at 5:45pm

1.2. Establish Quorum

2. **Recess to closed or executive session pursuant to Texas Government Code, 551.074 Personnel Matters: To deliberate the appointment, employment, evaluation, reassignment, duties, discipline, or dismissal of a public officer or employee; or to hear a complaint or charge against an officer or employee; and Texas Government Code, 551.089; Deliberation Regarding Real Property - A governmental body may conduct a closed meeting to deliberate the purchase, exchange, lease, or value of real property if deliberation in an open meeting would have a detrimental effect on the position of the governmental body in negotiations with a third person.**

### 3. Reconvene to Open Session

3.1. Invocation

3.2. Pledge of Allegiance

3.3. Pledge to the Texas Flag

### 4. Recognitions and Celebrations

4.1. Making a Difference

4.2. Celebration of Excellence

### 5. Audience Participation

5.1. Audience Participation

### 6. Public Hearing

6.1. Public Hearing on the 2024-2025 Texas Academic Performance Report for FISD

**7. Consent Agenda**

7.1. Consider Approval of Minutes - January 12, 2026

7.2. Consider Approval of Minutes - January 20, 2026

7.3. Consider Approval of Minutes - January 22, 2026

7.4. Consider Approval of Minutes - January 28, 2026

7.5. Consider Approval of Minutes - Feb 2, 2026

7.6. Consider Approval of Budget Amendment

7.7. Consider Approval of Gifts and Donations

7.8. Consider Approval of Contract with Galveston County for Election Services

7.9. Consider Approval of Resolution to Pay Employees during District Closure due to Inclement Weather

7.10. Consider Approval to Declare February CTE Month

**8. Action Items**

8.1. Consider Approval of the Right of First Refusal with the Galveston County Consolidated Drainage District for the acreage housing the FHS Agricultural Barn.

8.2. Consider Creation of a Board Grievance Committee

8.3. Consider Approval of the Plan for Teacher Certification Requirements

8.4. Consider Approval to Initiate Renewal Process for the FISD District of Innovation Plan

8.5. Consider Approval of PCAT Casualty Term Renewal

**8.6. CONSIDER AND APPROVE ORDERS AUTHORIZING THE ISSUANCE OF ONE OR MORE SERIES OF FRIENDSWOOD INDEPENDENT SCHOOL DISTRICT REFUNDING BONDS; SETTING CERTAIN PARAMETERS FOR THE BONDS; AUTHORIZING THE PRICING OFFICER TO APPROVE THE AMOUNT, THE INTEREST RATE, AND PRICE, INCLUDING THE TERMS THEREOF; AUTHORIZING THE REDEMPTION PRIOR TO MATURITY OF CERTAIN OUTSTANDING BONDS AND NOTES; AND CERTAIN OTHER PROCEDURES AND PROVISIONS RELATED THERETO**

**8.7. CONSIDER AND APPROVE AN ORDER BY THE BOARD OF TRUSTEES OF FRIENDSWOOD ISD**

CALLING A BOND ELECTION ON MAY 2, 2026;  
PROVIDING FOR THE CONDUCT AND GIVING OF  
NOTICE OF THE ELECTION; AND CONTAINING  
OTHER PROVISIONS RELATING THERETO

8.8. Consider Resolution Related to SB 11

9. **Financial Report**

9.1. Monthly Check Register and Payroll Summary  
Report

9.2. Bond 2020 Financial Report

9.3. Tax Assessor Collector's Report

9.4. School Lunch Fund

9.5. Revenue and Expenditure Reports

9.6. Monthly Investment Report

9.7. Balance Sheets

9.8. Capital Projects and Priority Maintenance  
Update

10. **Superintendent's Report**

10.1. Superintendent's and Board Member's  
Report

10.2. Board Member's Report

11. **Adjourn**

---

Board Secretary

# **2024-25 Texas Academic Performance Report (TAPR)**

**District Name: FRIENDSWOOD ISD**

**District Number: 084911**

**2025 District Accountability Score: A**

***2025 Special Education Determination Status:***

***Meets Requirements***

**This page is intentionally blank.**

Texas Education Agency  
**2024-25 STAAR Performance (TAPR)**  
 FRIENDSWOOD ISD (084911) - GALVESTON COUNTY

	School Year	State	Region 04	District	African American	Hispanic	White	American Indian	Asian	Pacific Islander	Two or More Races	Special Ed (Current)	Special Ed (Former)	Continuously Enrolled	Non-Continuously Enrolled	Econ Disadv	EB / EL (Current & Monitored)
<b>STAAR Performance Rates by Tested Grade, Subject, and Performance Level</b>																	
<b>Grade 3 Reading</b>																	
At Approaches Grade Level or Above	2025	77%	78%	<b>92%</b>	57%	93%	92%	-	97%	-	90%	72%	89%	92%	89%	83%	90%
	2024	74%	75%	<b>90%</b>	56%	90%	91%	-	90%	*	88%	74%	100%	92%	83%	81%	88%
At Meets Grade Level or Above	2025	52%	53%	<b>75%</b>	57%	71%	76%	-	79%	-	83%	44%	83%	76%	72%	55%	70%
	2024	48%	50%	<b>71%</b>	56%	65%	72%	-	80%	*	80%	42%	71%	72%	65%	61%	75%
At Masters Grade Level	2025	23%	25%	<b>38%</b>	14%	29%	39%	-	53%	-	57%	12%	28%	39%	36%	13%	37%
	2024	21%	23%	<b>38%</b>	22%	39%	36%	-	40%	*	64%	16%	35%	41%	30%	39%	38%
<b>Grade 3 Mathematics</b>																	
At Approaches Grade Level or Above	2025	71%	74%	<b>90%</b>	71%	87%	91%	-	94%	-	90%	74%	94%	90%	87%	79%	83%
	2024	70%	72%	<b>86%</b>	78%	84%	87%	-	86%	*	92%	66%	88%	88%	80%	79%	75%
At Meets Grade Level or Above	2025	46%	49%	<b>69%</b>	14%	55%	72%	-	79%	-	80%	39%	72%	70%	63%	42%	53%
	2024	42%	44%	<b>61%</b>	56%	56%	61%	-	71%	*	60%	36%	53%	63%	53%	56%	50%
At Masters Grade Level	2025	19%	21%	<b>39%</b>	14%	28%	40%	-	50%	-	57%	17%	28%	39%	35%	15%	27%
	2024	15%	17%	<b>30%</b>	33%	28%	29%	-	38%	*	40%	13%	24%	31%	28%	28%	25%
<b>Grade 4 Reading</b>																	
At Approaches Grade Level or Above	2025	81%	82%	<b>94%</b>	75%	89%	95%	-	95%	*	100%	73%	100%	95%	91%	83%	78%
	2024	81%	81%	<b>94%</b>	100%	93%	94%	*	89%	*	96%	82%	95%	95%	91%	88%	68%
At Meets Grade Level or Above	2025	54%	57%	<b>80%</b>	50%	79%	79%	-	95%	*	92%	48%	96%	83%	73%	62%	72%
	2024	51%	53%	<b>76%</b>	70%	66%	79%	*	74%	*	83%	46%	95%	78%	71%	63%	50%
At Masters Grade Level	2025	24%	26%	<b>41%</b>	25%	38%	41%	-	42%	*	56%	12%	30%	45%	31%	19%	22%
	2024	23%	24%	<b>39%</b>	10%	32%	42%	*	44%	*	42%	13%	45%	41%	35%	28%	18%
<b>Grade 4 Mathematics</b>																	
At Approaches Grade Level or Above	2025	69%	72%	<b>90%</b>	63%	84%	92%	-	100%	*	96%	71%	100%	93%	85%	67%	83%
	2024	69%	71%	<b>91%</b>	70%	90%	91%	*	93%	*	96%	73%	100%	91%	90%	81%	77%
At Meets Grade Level or Above	2025	47%	49%	<b>75%</b>	63%	67%	77%	-	79%	*	76%	45%	96%	77%	69%	40%	56%
	2024	46%	48%	<b>74%</b>	40%	63%	77%	*	86%	*	96%	50%	86%	76%	71%	63%	59%
At Masters Grade Level	2025	24%	26%	<b>47%</b>	38%	40%	48%	-	63%	*	52%	17%	70%	51%	36%	24%	22%
	2024	21%	23%	<b>45%</b>	20%	34%	47%	*	54%	*	63%	21%	55%	45%	43%	33%	27%
<b>Grade 5 Reading</b>																	

Texas Education Agency  
**2024-25 STAAR Performance (TAPR)**  
 FRIENDSWOOD ISD (084911) - GALVESTON COUNTY

	School Year	State	Region 04	District	African American	Hispanic	White	American Indian	Asian	Pacific Islander	Two or More Races	Special Ed (Current)	Special Ed (Former)	Continuously Enrolled	Non-Continuously Enrolled	Econ Disadv	EB / EL (Current & Monitored)
At Approaches Grade Level or Above	2025	77%	78%	<b>92%</b>	100%	88%	92%	*	93%	*	96%	66%	100%	92%	92%	83%	76%
	2024	79%	79%	<b>94%</b>	86%	89%	95%	*	94%	*	94%	80%	96%	94%	94%	88%	80%
At Meets Grade Level or Above	2025	58%	60%	<b>81%</b>	89%	74%	82%	*	79%	*	92%	46%	79%	82%	77%	73%	62%
	2024	55%	55%	<b>80%</b>	86%	62%	84%	*	91%	*	82%	52%	79%	83%	71%	62%	52%
At Masters Grade Level	2025	30%	32%	<b>48%</b>	33%	39%	49%	*	59%	*	60%	15%	52%	50%	41%	25%	24%
	2024	29%	30%	<b>52%</b>	43%	39%	53%	*	69%	*	59%	20%	42%	54%	45%	35%	28%
<b>Grade 5 Mathematics</b>																	
At Approaches Grade Level or Above	2025	74%	75%	<b>92%</b>	89%	89%	92%	*	97%	*	96%	74%	100%	92%	89%	83%	90%
	2024	77%	77%	<b>94%</b>	100%	91%	94%	*	100%	*	100%	77%	96%	94%	94%	87%	96%
At Meets Grade Level or Above	2025	47%	50%	<b>74%</b>	67%	67%	75%	*	90%	*	88%	45%	76%	77%	65%	59%	71%
	2024	50%	52%	<b>81%</b>	57%	76%	81%	*	91%	*	94%	52%	83%	81%	80%	67%	84%
At Masters Grade Level	2025	22%	25%	<b>49%</b>	33%	41%	50%	*	72%	*	64%	23%	42%	51%	43%	32%	33%
	2024	19%	21%	<b>44%</b>	0%	30%	47%	*	63%	*	59%	19%	54%	48%	33%	23%	36%
<b>Grade 5 Science</b>																	
At Approaches Grade Level or Above	2025	65%	66%	<b>81%</b>	78%	73%	82%	*	90%	*	84%	56%	88%	82%	76%	71%	62%
	2024	58%	59%	<b>78%</b>	71%	63%	82%	*	88%	*	82%	52%	79%	81%	70%	52%	52%
At Meets Grade Level or Above	2025	31%	33%	<b>47%</b>	56%	38%	51%	*	52%	*	36%	26%	52%	49%	44%	34%	14%
	2024	28%	29%	<b>50%</b>	0%	30%	55%	*	66%	*	71%	27%	54%	52%	44%	27%	28%
At Masters Grade Level	2025	12%	14%	<b>24%</b>	11%	15%	26%	*	31%	*	24%	9%	24%	25%	19%	8%	5%
	2024	11%	12%	<b>23%</b>	0%	15%	26%	*	19%	*	29%	8%	29%	24%	20%	10%	4%
<b>Grade 6 Reading</b>																	
At Approaches Grade Level or Above	2025	77%	78%	<b>94%</b>	100%	92%	95%	*	100%	*	94%	79%	100%	94%	95%	90%	95%
	2024	77%	77%	<b>92%</b>	100%	85%	95%	*	97%	*	89%	66%	93%	92%	92%	72%	81%
At Meets Grade Level or Above	2025	56%	58%	<b>79%</b>	83%	73%	80%	*	84%	*	88%	39%	80%	81%	74%	61%	59%
	2024	57%	57%	<b>76%</b>	67%	66%	79%	*	88%	*	70%	37%	85%	77%	71%	44%	54%
At Masters Grade Level	2025	29%	31%	<b>43%</b>	50%	30%	44%	*	70%	*	53%	10%	50%	45%	37%	29%	27%
	2024	26%	27%	<b>36%</b>	33%	24%	38%	*	64%	*	48%	8%	37%	38%	31%	7%	19%
<b>Grade 6 Mathematics</b>																	
At Approaches Grade Level or Above	2025	74%	75%	<b>89%</b>	*	81%	92%	-	100%	*	*	78%	92%	88%	92%	85%	92%
	2024	72%	72%	<b>88%</b>	*	83%	91%	-	100%	-	82%	67%	100%	89%	87%	75%	78%

Texas Education Agency  
**2024-25 STAAR Performance (TAPR)**  
 FRIENDSWOOD ISD (084911) - GALVESTON COUNTY

	School Year	State	Region 04	District	African American	Hispanic	White	American Indian	Asian	Pacific Islander	Two or More Races	Special Ed (Current)	Special Ed (Former)	Continuously Enrolled	Non-Continuously Enrolled	Econ Disadv	EB / EL (Current & Monitored)
At Meets Grade Level or Above	2025	40%	42%	<b>51%</b>	*	42%	55%	-	67%	*	*	33%	69%	48%	59%	45%	58%
	2024	39%	41%	<b>54%</b>	*	53%	53%	-	78%	-	55%	33%	75%	55%	52%	31%	52%
At Masters Grade Level	2025	16%	18%	<b>12%</b>	*	10%	13%	-	22%	*	*	6%	8%	12%	13%	10%	17%
	2024	14%	15%	<b>15%</b>	*	7%	19%	-	22%	-	0%	11%	38%	15%	13%	5%	7%
<b>Grade 7 Reading</b>																	
At Approaches Grade Level or Above	2025	76%	77%	<b>94%</b>	86%	90%	95%	*	97%	*	92%	70%	96%	94%	93%	76%	84%
	2024	74%	75%	<b>94%</b>	100%	91%	95%	-	91%	*	93%	71%	96%	95%	92%	86%	75%
At Meets Grade Level or Above	2025	54%	56%	<b>83%</b>	71%	81%	82%	*	91%	*	88%	42%	93%	84%	79%	60%	65%
	2024	54%	56%	<b>87%</b>	100%	83%	87%	-	91%	*	93%	58%	92%	90%	81%	68%	75%
At Masters Grade Level	2025	27%	30%	<b>57%</b>	57%	46%	59%	*	71%	*	77%	17%	75%	58%	55%	28%	35%
	2024	29%	31%	<b>64%</b>	83%	51%	66%	-	69%	*	74%	24%	69%	68%	55%	36%	35%
<b>Grade 7 Mathematics</b>																	
At Approaches Grade Level or Above	2025	55%	57%	<b>89%</b>	75%	86%	90%	*	97%	-	92%	63%	100%	91%	84%	77%	80%
	2024	56%	57%	<b>89%</b>	*	84%	90%	*	92%	*	94%	62%	92%	91%	84%	86%	75%
At Meets Grade Level or Above	2025	33%	35%	<b>73%</b>	50%	63%	75%	*	95%	-	88%	45%	88%	76%	65%	45%	63%
	2024	34%	35%	<b>75%</b>	*	66%	76%	*	82%	*	84%	43%	84%	77%	71%	52%	64%
At Masters Grade Level	2025	11%	12%	<b>36%</b>	13%	19%	39%	*	74%	-	46%	10%	53%	39%	28%	23%	31%
	2024	11%	12%	<b>31%</b>	*	27%	31%	*	44%	*	39%	11%	44%	32%	31%	12%	29%
<b>Grade 8 Reading</b>																	
At Approaches Grade Level or Above	2025	82%	83%	<b>96%</b>	100%	97%	96%	-	95%	*	92%	74%	100%	96%	95%	82%	93%
	2024	81%	81%	<b>95%</b>	100%	93%	96%	-	94%	-	95%	79%	100%	97%	91%	83%	85%
At Meets Grade Level or Above	2025	58%	60%	<b>83%</b>	80%	76%	84%	-	89%	*	88%	46%	77%	87%	71%	59%	67%
	2024	56%	58%	<b>84%</b>	100%	80%	84%	-	94%	-	85%	50%	90%	86%	81%	67%	77%
At Masters Grade Level	2025	32%	34%	<b>56%</b>	60%	45%	57%	-	59%	*	62%	15%	33%	58%	49%	35%	27%
	2024	29%	32%	<b>58%</b>	64%	45%	61%	-	71%	-	60%	21%	60%	60%	49%	31%	31%
<b>Grade 8 Mathematics</b>																	
At Approaches Grade Level or Above	2025	71%	73%	<b>95%</b>	*	96%	95%	*	95%	*	93%	64%	93%	96%	91%	83%	94%
	2024	72%	74%	<b>94%</b>	100%	91%	95%	-	93%	*	95%	76%	88%	96%	88%	76%	83%
At Meets Grade Level or Above	2025	47%	50%	<b>84%</b>	*	82%	84%	*	92%	*	86%	38%	83%	88%	71%	67%	76%
	2024	43%	45%	<b>80%</b>	100%	73%	82%	-	89%	*	76%	51%	76%	83%	73%	60%	58%

Texas Education Agency  
**2024-25 STAAR Performance (TAPR)**  
 FRIENDSWOOD ISD (084911) - GALVESTON COUNTY

	School Year	State	Region 04	District	African American	Hispanic	White	American Indian	Asian	Pacific Islander	Two or More Races	Special Ed (Current)	Special Ed (Former)	Continuously Enrolled	Non-Continuously Enrolled	Econ Disadv	EB / EL (Current & Monitored)
At Masters Grade Level	2025	18%	21%	<b>53%</b>	*	44%	54%	*	68%	*	48%	16%	47%	55%	47%	39%	47%
	2024	16%	18%	<b>42%</b>	29%	28%	45%	-	70%	*	52%	18%	53%	46%	33%	20%	42%
<b>Grade 8 Science</b>																	
At Approaches Grade Level or Above	2025	74%	76%	<b>90%</b>	80%	84%	91%	-	95%	*	96%	59%	87%	93%	82%	76%	80%
	2024	70%	71%	<b>90%</b>	91%	86%	91%	-	94%	-	90%	63%	85%	91%	86%	70%	75%
At Meets Grade Level or Above	2025	48%	51%	<b>70%</b>	80%	60%	72%	-	81%	*	74%	35%	53%	74%	58%	47%	47%
	2024	44%	46%	<b>70%</b>	82%	65%	70%	-	81%	-	80%	42%	75%	73%	64%	48%	58%
At Masters Grade Level	2025	19%	21%	<b>27%</b>	60%	18%	26%	-	49%	*	33%	9%	30%	28%	26%	24%	13%
	2024	17%	19%	<b>30%</b>	27%	17%	32%	-	48%	-	50%	13%	20%	33%	21%	13%	33%
<b>Grade 8 Social Studies</b>																	
At Approaches Grade Level or Above	2025	58%	59%	<b>81%</b>	80%	71%	83%	-	86%	*	85%	44%	77%	83%	75%	65%	73%
	2024	60%	61%	<b>79%</b>	91%	76%	80%	-	84%	-	75%	45%	85%	81%	72%	57%	62%
At Meets Grade Level or Above	2025	32%	33%	<b>49%</b>	80%	36%	50%	-	62%	*	59%	24%	40%	51%	46%	41%	20%
	2024	33%	34%	<b>49%</b>	55%	43%	48%	-	71%	-	70%	29%	50%	52%	42%	33%	31%
At Masters Grade Level	2025	17%	18%	<b>31%</b>	40%	26%	30%	-	54%	*	33%	17%	30%	31%	32%	41%	13%
	2024	17%	18%	<b>28%</b>	18%	19%	29%	-	45%	-	45%	15%	35%	30%	23%	9%	23%
<b>End of Course English I</b>																	
At Approaches Grade Level or Above	2025	69%	69%	<b>91%</b>	94%	85%	93%	-	97%	-	92%	69%	92%	93%	84%	74%	65%
	2024	70%	70%	<b>92%</b>	80%	89%	92%	*	97%	*	92%	58%	93%	92%	88%	81%	82%
At Meets Grade Level or Above	2025	49%	50%	<b>80%</b>	69%	72%	81%	-	93%	-	83%	42%	75%	82%	69%	52%	47%
	2024	52%	51%	<b>83%</b>	60%	75%	84%	*	97%	*	88%	32%	64%	84%	78%	69%	68%
At Masters Grade Level	2025	15%	16%	<b>32%</b>	13%	22%	35%	-	43%	-	38%	11%	17%	34%	23%	0%	6%
	2024	16%	17%	<b>33%</b>	20%	24%	33%	*	55%	*	33%	8%	7%	34%	27%	12%	14%
<b>End of Course English II</b>																	
At Approaches Grade Level or Above	2025	72%	73%	<b>92%</b>	71%	89%	93%	*	97%	-	91%	57%	92%	93%	90%	83%	81%
	2024	75%	75%	<b>89%</b>	100%	85%	88%	*	98%	*	100%	39%	73%	89%	89%	77%	69%
At Meets Grade Level or Above	2025	55%	56%	<b>78%</b>	57%	71%	79%	*	94%	-	83%	33%	58%	80%	72%	54%	48%
	2024	58%	58%	<b>83%</b>	88%	74%	83%	*	98%	*	96%	32%	67%	84%	82%	64%	63%

Texas Education Agency  
**2024-25 STAAR Performance (TAPR)**  
 FRIENDSWOOD ISD (084911) - GALVESTON COUNTY

	School Year	State	Region 04	District	African American	Hispanic	White	American Indian	Asian	Pacific Islander	Two or More Races	Special Ed (Current)	Special Ed (Former)	Continuously Enrolled	Non-Continuously Enrolled	Econ Disadv	EB / EL (Current & Monitored)
At Masters Grade Level	2025	8%	10%	<b>17%</b>	0%	10%	16%	*	45%	-	22%	4%	0%	17%	14%	0%	0%
	2024	9%	9%	<b>17%</b>	0%	14%	14%	*	44%	*	17%	12%	13%	17%	11%	10%	0%
<b>End of Course Algebra I</b>																	
At Approaches Grade Level or Above	2025	78%	81%	<b>92%</b>	92%	87%	93%	-	97%	*	91%	66%	100%	94%	85%	75%	81%
	2024	81%	81%	<b>95%</b>	91%	95%	95%	-	100%	*	92%	74%	100%	95%	94%	88%	88%
At Meets Grade Level or Above	2025	45%	51%	<b>69%</b>	54%	57%	72%	-	91%	*	70%	29%	84%	73%	58%	39%	31%
	2024	43%	46%	<b>74%</b>	82%	69%	74%	-	91%	*	65%	28%	83%	74%	73%	52%	47%
At Masters Grade Level	2025	27%	32%	<b>51%</b>	31%	38%	54%	-	81%	*	57%	17%	68%	54%	42%	14%	25%
	2024	24%	27%	<b>52%</b>	64%	41%	53%	-	73%	*	54%	13%	54%	54%	47%	25%	29%
<b>End of Course Biology</b>																	
At Approaches Grade Level or Above	2025	92%	92%	<b>98%</b>	93%	95%	99%	-	97%	-	100%	88%	100%	99%	93%	88%	73%
	2024	91%	91%	<b>98%</b>	100%	96%	99%	*	100%	*	100%	93%	100%	98%	98%	96%	95%
At Meets Grade Level or Above	2025	61%	64%	<b>86%</b>	93%	77%	87%	-	90%	-	95%	56%	82%	89%	73%	62%	47%
	2024	56%	58%	<b>81%</b>	60%	72%	82%	*	97%	*	83%	41%	85%	82%	79%	61%	65%
At Masters Grade Level	2025	21%	24%	<b>40%</b>	27%	27%	42%	-	66%	-	55%	17%	27%	42%	30%	19%	20%
	2024	19%	22%	<b>39%</b>	40%	26%	39%	*	73%	*	42%	14%	46%	39%	38%	16%	20%
<b>End of Course U.S. History</b>																	
At Approaches Grade Level or Above	2025	95%	95%	<b>98%</b>	100%	97%	98%	*	98%	*	96%	82%	100%	98%	97%	87%	88%
	2024	96%	96%	<b>99%</b>	100%	100%	99%	-	100%	*	100%	95%	100%	99%	100%	98%	100%
At Meets Grade Level or Above	2025	68%	71%	<b>82%</b>	89%	79%	81%	*	91%	*	92%	41%	100%	83%	78%	50%	56%
	2024	69%	70%	<b>86%</b>	86%	79%	87%	-	92%	*	100%	52%	85%	87%	83%	70%	54%
At Masters Grade Level	2025	37%	41%	<b>49%</b>	33%	35%	48%	*	80%	*	65%	8%	36%	49%	50%	27%	25%
	2024	37%	39%	<b>51%</b>	29%	40%	52%	-	68%	*	67%	14%	31%	51%	52%	28%	23%
<b>SAT/ACT All Subjects</b>																	
At Approaches Grade Level or Above	2025	89%	92%	<b>100%</b>	*	100%	100%	-	100%	-	100%	-	*	100%	100%	*	-
	2024	88%	91%	<b>98%</b>	*	90%	99%	-	100%	-	100%	*	*	98%	100%	94%	-
At Meets Grade Level or Above	2025	59%	66%	<b>83%</b>	*	77%	82%	-	100%	-	86%	-	*	83%	100%	*	-
	2024	59%	67%	<b>83%</b>	*	73%	84%	-	88%	-	100%	*	*	83%	100%	88%	-

Texas Education Agency  
**2024-25 STAAR Performance (TAPR)**  
 FRIENDSWOOD ISD (084911) - GALVESTON COUNTY

	School Year	State	Region 04	District	African American	Hispanic	White	American Indian	Asian	Pacific Islander	Two or More Races	Special Ed (Current)	Special Ed (Former)	Continuously Enrolled	Non-Continuously Enrolled	Econ Disadv	EB / EL (Current & Monitored)
At Masters Grade Level	2025	13%	17%	<b>19%</b>	*	6%	15%	-	74%	-	36%	-	*	20%	0%	*	-
	2024	12%	16%	<b>18%</b>	*	13%	14%	-	50%	-	17%	*	*	17%	38%	6%	-
<b>All Grades All Subjects</b>																	
At Approaches Grade Level or Above	2025	75%	76%	<b>92%</b>	85%	88%	93%	100%	96%	84%	93%	69%	95%	93%	88%	80%	82%
	2024	75%	75%	<b>91%</b>	89%	88%	92%	100%	94%	89%	93%	70%	93%	92%	88%	80%	79%
At Meets Grade Level or Above	2025	50%	52%	<b>74%</b>	68%	67%	75%	92%	85%	63%	81%	40%	76%	76%	67%	53%	55%
	2024	48%	50%	<b>75%</b>	70%	66%	76%	100%	86%	83%	81%	42%	77%	76%	69%	56%	58%
At Masters Grade Level	2025	21%	24%	<b>40%</b>	28%	30%	40%	50%	60%	37%	50%	14%	40%	41%	35%	20%	24%
	2024	20%	22%	<b>38%</b>	28%	28%	40%	31%	55%	33%	47%	15%	41%	40%	34%	21%	23%
<b>All Grades ELA/Reading</b>																	
At Approaches Grade Level or Above	2025	76%	77%	<b>93%</b>	86%	90%	94%	100%	96%	83%	93%	70%	97%	93%	91%	82%	83%
	2024	76%	76%	<b>92%</b>	90%	89%	93%	100%	94%	100%	93%	72%	94%	93%	91%	82%	78%
At Meets Grade Level or Above	2025	54%	56%	<b>80%</b>	69%	75%	81%	100%	88%	67%	87%	43%	82%	82%	74%	61%	62%
	2024	54%	55%	<b>80%</b>	79%	71%	82%	100%	90%	89%	84%	44%	82%	82%	74%	62%	62%
At Masters Grade Level	2025	23%	24%	<b>41%</b>	28%	33%	42%	40%	57%	50%	54%	12%	41%	43%	37%	19%	24%
	2024	22%	23%	<b>42%</b>	34%	33%	43%	33%	57%	33%	50%	15%	42%	43%	37%	24%	22%
<b>All Grades Mathematics</b>																	
At Approaches Grade Level or Above	2025	72%	74%	<b>92%</b>	82%	88%	93%	*	97%	100%	94%	71%	98%	93%	87%	78%	85%
	2024	72%	73%	<b>92%</b>	86%	88%	92%	*	95%	83%	94%	71%	95%	93%	88%	82%	82%
At Meets Grade Level or Above	2025	45%	48%	<b>73%</b>	56%	63%	75%	*	88%	67%	80%	40%	82%	75%	65%	48%	59%
	2024	43%	45%	<b>73%</b>	68%	66%	75%	*	85%	83%	78%	43%	78%	75%	69%	56%	61%
At Masters Grade Level	2025	20%	23%	<b>42%</b>	25%	31%	42%	*	67%	33%	51%	16%	47%	43%	36%	23%	30%
	2024	17%	19%	<b>37%</b>	27%	27%	39%	*	55%	33%	45%	16%	46%	39%	33%	21%	27%
<b>All Grades Science</b>																	
At Approaches Grade Level or Above	2025	78%	79%	<b>90%</b>	86%	84%	91%	*	94%	*	93%	66%	89%	91%	83%	76%	71%
	2024	75%	75%	<b>89%</b>	87%	82%	91%	*	94%	*	92%	66%	86%	91%	84%	72%	72%
At Meets Grade Level or Above	2025	47%	50%	<b>68%</b>	79%	59%	70%	*	75%	*	68%	37%	57%	71%	57%	43%	33%
	2024	43%	45%	<b>68%</b>	52%	56%	69%	*	81%	*	79%	36%	68%	69%	61%	45%	47%

Texas Education Agency  
**2024-25 STAAR Performance (TAPR)**  
 FRIENDSWOOD ISD (084911) - GALVESTON COUNTY

	School Year	State	Region 04	District	African American	Hispanic	White	American Indian	Asian	Pacific Islander	Two or More Races	Special Ed (Current)	Special Ed (Former)	Continuously Enrolled	Non-Continuously Enrolled	Econ Disadv	EB / EL (Current & Monitored)
At Masters Grade Level	2025	17%	20%	<b>30%</b>	28%	20%	31%	*	48%	*	36%	11%	27%	32%	25%	14%	12%
	2024	16%	18%	<b>31%</b>	22%	19%	33%	*	47%	*	41%	11%	30%	32%	26%	13%	16%
<b>All Grades Social Studies</b>																	
At Approaches Grade Level or Above	2025	77%	78%	<b>90%</b>	93%	85%	90%	*	93%	*	91%	60%	83%	91%	83%	79%	81%
	2024	78%	79%	<b>89%</b>	94%	86%	90%	-	93%	*	87%	65%	91%	91%	83%	77%	81%
At Meets Grade Level or Above	2025	50%	53%	<b>66%</b>	86%	59%	65%	*	78%	*	75%	31%	56%	68%	57%	47%	39%
	2024	51%	52%	<b>68%</b>	67%	59%	69%	-	82%	*	84%	38%	64%	71%	58%	51%	42%
At Masters Grade Level	2025	27%	30%	<b>40%</b>	36%	31%	39%	*	68%	*	49%	13%	32%	41%	39%	32%	19%
	2024	27%	29%	<b>40%</b>	22%	28%	41%	-	57%	*	55%	14%	33%	41%	34%	18%	23%
<b>STAAR Performance Rates by Enrolled Grade at Meets Grade Level or Above</b>																	
<b>3rd Graders</b>																	
Reading and Mathematics	2025	39%	41%	<b>62%</b>	14%	49%	66%	-	74%	-	70%	28%	72%	63%	57%	33%	47%
	2024	35%	37%	<b>57%</b>	56%	52%	57%	-	70%	*	60%	30%	41%	59%	49%	50%	50%
Reading and Mathematics Including EOC	2025	39%	41%	<b>62%</b>	14%	49%	66%	-	74%	-	70%	28%	72%	63%	57%	33%	47%
	2024	35%	37%	<b>57%</b>	56%	52%	57%	-	70%	*	60%	30%	41%	59%	49%	50%	50%
Reading Including EOC	2025	52%	53%	<b>75%</b>	57%	71%	76%	-	79%	-	83%	44%	83%	76%	72%	55%	70%
	2024	48%	50%	<b>71%</b>	56%	65%	72%	-	80%	*	80%	42%	71%	72%	65%	61%	75%
Math Including EOC	2025	46%	49%	<b>69%</b>	14%	55%	72%	-	79%	-	80%	39%	72%	70%	63%	42%	53%
	2024	42%	44%	<b>61%</b>	56%	56%	61%	-	71%	*	60%	36%	53%	63%	53%	56%	50%
<b>4th Graders</b>																	
Reading and Mathematics	2025	40%	42%	<b>70%</b>	50%	66%	71%	-	79%	*	72%	38%	96%	72%	63%	40%	56%
	2024	38%	40%	<b>67%</b>	40%	56%	70%	*	70%	*	83%	37%	86%	68%	62%	53%	45%
Reading and Mathematics Including EOC	2025	40%	42%	<b>70%</b>	50%	66%	71%	-	79%	*	72%	38%	96%	72%	63%	40%	56%
	2024	38%	40%	<b>67%</b>	40%	56%	70%	*	70%	*	83%	37%	86%	68%	62%	53%	45%
Reading Including EOC	2025	54%	57%	<b>80%</b>	50%	79%	79%	-	95%	*	92%	48%	96%	83%	73%	62%	72%
	2024	51%	53%	<b>76%</b>	70%	66%	79%	*	74%	*	83%	46%	95%	78%	71%	63%	50%
Math Including EOC	2025	47%	50%	<b>75%</b>	63%	67%	77%	-	79%	*	76%	45%	96%	77%	69%	40%	56%
	2024	46%	48%	<b>74%</b>	40%	63%	77%	*	86%	*	96%	50%	86%	76%	71%	63%	59%
<b>5th Graders</b>																	
Reading and Mathematics	2025	42%	45%	<b>69%</b>	56%	60%	71%	*	79%	*	84%	35%	70%	72%	59%	51%	52%
	2024	42%	43%	<b>72%</b>	57%	57%	76%	*	84%	*	82%	41%	71%	75%	65%	51%	52%

Texas Education Agency  
**2024-25 STAAR Performance (TAPR)**  
 FRIENDSWOOD ISD (084911) - GALVESTON COUNTY

	School Year	State	Region 04	District	African American	Hispanic	White	American Indian	Asian	Pacific Islander	Two or More Races	Special Ed (Current)	Special Ed (Former)	Continuously Enrolled	Non-Continuously Enrolled	Econ Disadv	EB / EL (Current & Monitored)
Reading and Mathematics Including EOC	2025	42%	45%	<b>69%</b>	56%	60%	71%	*	79%	*	84%	35%	70%	72%	59%	51%	52%
	2024	42%	43%	<b>72%</b>	57%	57%	76%	*	84%	*	82%	41%	71%	75%	65%	51%	52%
Reading Including EOC	2025	58%	60%	<b>81%</b>	89%	74%	83%	*	79%	*	92%	46%	79%	82%	78%	73%	62%
	2024	55%	55%	<b>80%</b>	86%	62%	84%	*	91%	*	82%	52%	79%	83%	71%	62%	52%
Math Including EOC	2025	48%	50%	<b>74%</b>	67%	67%	74%	*	90%	*	88%	44%	76%	77%	64%	59%	71%
	2024	51%	52%	<b>81%</b>	57%	76%	81%	*	91%	*	94%	52%	83%	81%	80%	67%	84%
<b>6th Graders</b>																	
Reading and Mathematics	2025	37%	39%	<b>66%</b>	67%	55%	67%	*	81%	*	82%	23%	73%	67%	62%	48%	59%
	2024	36%	38%	<b>65%</b>	67%	54%	67%	*	85%	*	70%	27%	81%	67%	60%	26%	43%
Reading and Mathematics Including EOC	2025	37%	39%	<b>66%</b>	67%	55%	67%	*	81%	*	82%	23%	73%	67%	62%	48%	59%
	2024	36%	38%	<b>65%</b>	67%	54%	67%	*	85%	*	70%	27%	81%	67%	60%	26%	43%
Reading Including EOC	2025	56%	58%	<b>79%</b>	83%	73%	80%	*	84%	*	88%	39%	80%	81%	74%	61%	59%
	2024	57%	57%	<b>76%</b>	67%	66%	79%	*	88%	*	70%	37%	85%	77%	71%	44%	54%
Math Including EOC	2025	41%	43%	<b>74%</b>	67%	63%	75%	*	92%	*	82%	41%	87%	74%	74%	65%	77%
	2024	40%	42%	<b>73%</b>	83%	65%	74%	*	91%	*	81%	38%	85%	75%	69%	41%	65%
<b>7th Graders</b>																	
Reading and Mathematics	2025	36%	38%	<b>64%</b>	50%	55%	67%	*	80%	*	82%	32%	77%	67%	57%	21%	45%
	2024	35%	36%	<b>68%</b>	*	57%	70%	-	75%	*	78%	39%	79%	72%	58%	40%	53%
Reading and Mathematics Including EOC	2025	38%	40%	<b>70%</b>	57%	58%	72%	*	88%	*	85%	32%	82%	73%	62%	24%	48%
	2024	36%	38%	<b>73%</b>	83%	61%	75%	-	83%	*	81%	40%	85%	77%	63%	43%	53%
Reading Including EOC	2025	54%	56%	<b>83%</b>	71%	81%	82%	*	91%	*	88%	42%	93%	84%	79%	60%	65%
	2024	54%	56%	<b>87%</b>	100%	83%	87%	-	91%	*	93%	58%	92%	90%	81%	68%	75%
Math Including EOC	2025	43%	45%	<b>75%</b>	57%	62%	77%	*	94%	*	88%	42%	86%	78%	65%	32%	59%
	2024	40%	42%	<b>76%</b>	83%	64%	77%	-	83%	*	81%	45%	85%	79%	66%	49%	50%
<b>8th Graders</b>																	
Reading and Mathematics	2025	30%	32%	<b>69%</b>	*	64%	68%	-	85%	*	76%	26%	61%	74%	55%	50%	67%
	2024	28%	29%	<b>67%</b>	100%	62%	67%	-	83%	-	62%	33%	67%	67%	66%	48%	50%
Reading and Mathematics Including EOC	2025	44%	47%	<b>76%</b>	80%	69%	76%	-	89%	*	81%	31%	67%	81%	60%	53%	67%
	2024	41%	44%	<b>76%</b>	100%	71%	76%	-	90%	-	75%	35%	75%	77%	74%	56%	62%
Reading Including EOC	2025	59%	60%	<b>83%</b>	80%	76%	84%	-	89%	*	88%	46%	77%	87%	71%	59%	67%
	2024	57%	58%	<b>84%</b>	100%	80%	84%	-	94%	-	85%	50%	90%	86%	81%	67%	77%

Texas Education Agency  
**2024-25 STAAR Performance (TAPR)**  
 FRIENDSWOOD ISD (084911) - GALVESTON COUNTY

	School Year	State	Region 04	District	African American	Hispanic	White	American Indian	Asian	Pacific Islander	Two or More Races	Special Ed (Current)	Special Ed (Former)	Continuously Enrolled	Non-Continuously Enrolled	Econ Disadv	EB/EL (Current & Monitored)
Math Including EOC	2025	51%	54%	<b>84%</b>	80%	82%	83%	-	92%	*	85%	39%	83%	89%	68%	65%	67%
	2024	49%	52%	<b>81%</b>	100%	76%	81%	-	90%	-	75%	47%	80%	82%	76%	63%	62%
<b>3rd - 8th Graders</b>																	
Reading and Mathematics	2025	38%	40%	<b>67%</b>	49%	57%	68%	*	79%	60%	77%	31%	74%	69%	59%	41%	52%
	2024	36%	37%	<b>66%</b>	61%	56%	68%	*	79%	80%	73%	34%	73%	68%	60%	45%	48%
Reading and Mathematics Including EOC	2025	40%	42%	<b>69%</b>	52%	59%	71%	*	82%	50%	79%	32%	76%	71%	61%	42%	53%
	2024	38%	40%	<b>69%</b>	67%	58%	70%	*	81%	83%	75%	35%	75%	71%	62%	46%	49%
Reading Including EOC	2025	55%	57%	<b>80%</b>	71%	76%	81%	*	86%	67%	89%	44%	84%	82%	75%	63%	66%
	2024	54%	55%	<b>79%</b>	80%	70%	81%	*	87%	83%	82%	47%	86%	81%	73%	60%	61%
Math Including EOC	2025	46%	49%	<b>75%</b>	57%	65%	77%	*	88%	67%	83%	42%	83%	77%	67%	50%	63%
	2024	45%	47%	<b>74%</b>	69%	67%	76%	*	86%	83%	81%	45%	80%	76%	70%	57%	63%

\* Indicates results are masked due to small numbers to protect student confidentiality.

- Indicates there are no students in the group.

Texas Education Agency  
**2024-25 STAAR Progress (TAPR)**  
 FRIENDSWOOD ISD (084911) - GALVESTON COUNTY

	School Year	State	Region 04	District	African American	Hispanic	White	American Indian	Asian	Pacific Islander	Two or More Races	Special Ed (Current)	Special Ed (Former)	Continuously Enrolled	Non-Continuously Enrolled	Econ Disadv	EB/EL (Current & Monitored)	G/T
<b>School Progress - Annual Growth by Grade and Subject</b>																		
Grade 4 ELA/Reading	2025	70%	72%	<b>80%</b>	44%	77%	81%	-	95%	*	76%	67%	83%	83%	70%	64%	61%	98%
	2024	67%	68%	<b>76%</b>	70%	72%	77%	*	85%	*	87%	66%	71%	77%	76%	68%	64%	---
Grade 4 Mathematics	2025	65%	67%	<b>84%</b>	56%	82%	85%	-	95%	*	88%	71%	96%	85%	80%	55%	81%	98%
	2024	60%	62%	<b>83%</b>	45%	84%	81%	*	91%	*	100%	70%	91%	82%	84%	79%	80%	---
Grade 5 ELA/Reading	2025	69%	71%	<b>82%</b>	89%	78%	82%	*	87%	*	91%	60%	76%	83%	77%	75%	74%	96%
	2024	70%	71%	<b>80%</b>	86%	73%	82%	*	90%	*	74%	71%	75%	82%	76%	73%	79%	---
Grade 5 Mathematics	2025	67%	69%	<b>79%</b>	89%	76%	77%	*	93%	*	91%	61%	81%	81%	70%	67%	79%	95%
	2024	65%	66%	<b>78%</b>	43%	77%	77%	*	88%	*	88%	74%	83%	77%	81%	73%	88%	---
Grade 6 ELA/Reading	2025	64%	66%	<b>73%</b>	83%	72%	72%	*	79%	*	85%	57%	80%	74%	71%	56%	61%	89%
	2024	61%	62%	<b>67%</b>	70%	59%	71%	*	77%	*	52%	46%	78%	68%	65%	52%	49%	---
Grade 6 Mathematics	2025	56%	57%	<b>60%</b>	*	54%	62%	-	63%	*	*	55%	69%	57%	69%	61%	71%	*
	2024	48%	50%	<b>55%</b>	*	49%	60%	-	75%	-	22%	49%	84%	56%	54%	49%	63%	---
Grade 7 ELA/Reading	2025	64%	66%	<b>88%</b>	71%	89%	86%	*	100%	*	92%	62%	95%	88%	86%	70%	87%	98%
	2024	66%	67%	<b>91%</b>	100%	88%	92%	-	95%	*	91%	69%	90%	92%	90%	86%	82%	---
Grade 7 Mathematics	2025	50%	52%	<b>69%</b>	44%	71%	65%	*	79%	-	91%	55%	80%	69%	66%	45%	66%	89%
	2024	49%	51%	<b>59%</b>	*	55%	59%	*	64%	*	60%	46%	72%	59%	58%	43%	60%	---
Grade 8 ELA/Reading	2025	72%	73%	<b>76%</b>	*	75%	76%	-	81%	*	76%	62%	58%	76%	78%	69%	79%	91%
	2024	69%	71%	<b>85%</b>	100%	86%	85%	-	90%	-	82%	77%	95%	86%	83%	78%	79%	---
Grade 8 Mathematics	2025	68%	71%	<b>86%</b>	*	88%	85%	*	94%	*	88%	58%	80%	86%	86%	80%	97%	89%
	2024	66%	70%	<b>84%</b>	100%	85%	83%	-	90%	*	83%	68%	86%	84%	83%	76%	67%	---
End of Course English I	2025	63%	64%	<b>64%</b>	46%	60%	65%	-	66%	-	70%	57%	45%	65%	57%	52%	50%	85%
	2024	64%	65%	<b>78%</b>	60%	71%	80%	*	88%	*	74%	55%	65%	79%	74%	77%	75%	---
End of Course English II	2025	65%	66%	<b>69%</b>	70%	66%	69%	*	79%	-	64%	53%	89%	68%	76%	60%	63%	74%
	2024	69%	70%	<b>65%</b>	94%	59%	64%	*	77%	*	61%	45%	50%	65%	62%	72%	63%	---
End of Course Algebra I	2025	74%	78%	<b>75%</b>	70%	68%	76%	-	94%	*	74%	53%	82%	76%	69%	43%	69%	100%
	2024	72%	76%	<b>79%</b>	82%	73%	80%	-	91%	*	80%	53%	89%	79%	83%	64%	66%	---
All Grades Both Subjects	2025	65%	67%	<b>76%</b>	66%	74%	76%	88%	85%	64%	82%	60%	79%	77%	74%	62%	73%	92%
	2024	64%	66%	<b>76%</b>	74%	71%	77%	80%	84%	85%	75%	63%	80%	76%	75%	68%	69%	---
All Grades ELA/Reading	2025	67%	68%	<b>76%</b>	65%	75%	76%	80%	83%	67%	79%	61%	76%	77%	74%	65%	70%	91%
	2024	67%	68%	<b>78%</b>	84%	72%	79%	71%	86%	88%	74%	63%	77%	78%	76%	71%	67%	---
All Grades Mathematics	2025	64%	66%	<b>76%</b>	67%	73%	76%	*	89%	60%	86%	60%	82%	77%	74%	58%	76%	95%
	2024	60%	63%	<b>74%</b>	62%	71%	74%	*	83%	80%	77%	62%	84%	74%	74%	65%	71%	---
<b>School Progress - Accelerated Learning by Grade and Subject</b>																		
Grade 4 ELA/Reading	2025	40%	42%	<b>51%</b>	*	40%	54%	-	*	-	*	32%	-	52%	50%	54%	*	-
	2024	38%	38%	<b>51%</b>	-	62%	48%	-	*	-	-	45%	-	56%	42%	50%	*	---
Grade 4 Mathematics	2025	27%	28%	<b>53%</b>	*	47%	56%	-	*	-	-	46%	*	54%	52%	31%	50%	-
	2024	26%	28%	<b>58%</b>	*	67%	52%	*	*	-	*	50%	*	50%	75%	35%	44%	---

Texas Education Agency  
**2024-25 STAAR Progress (TAPR)**  
 FRIENDSWOOD ISD (084911) - GALVESTON COUNTY

	School Year	State	Region 04	District	African American	Hispanic	White	American Indian	Asian	Pacific Islander	Two or More Races	Special Ed (Current)	Special Ed (Former)	Continuously Enrolled	Non-Continuously Enrolled	Econ Disadv	EB/EL (Current & Monitored)	G/T
Grade 5 ELA/Reading	2025	25%	26%	<b>38%</b>	-	33%	39%	-	*	-	-	30%	-	37%	43%	33%	40%	-
	2024	35%	36%	<b>46%</b>	-	38%	54%	-	*	*	*	50%	*	35%	71%	50%	*	---
Grade 5 Mathematics	2025	35%	35%	<b>48%</b>	*	58%	43%	-	*	-	-	42%	*	43%	57%	44%	*	-
	2024	41%	40%	<b>60%</b>	-	72%	50%	-	-	*	*	48%	*	59%	62%	59%	*	---
Grade 6 ELA/Reading	2025	27%	28%	<b>64%</b>	*	50%	67%	-	*	-	-	60%	-	57%	100%	*	*	-
	2024	24%	24%	<b>23%</b>	-	9%	38%	-	*	-	*	22%	*	15%	50%	21%	*	---
Grade 6 Mathematics	2025	33%	33%	<b>55%</b>	-	33%	63%	-	-	*	-	44%	*	60%	44%	*	*	-
	2024	27%	27%	<b>27%</b>	*	11%	36%	-	-	-	-	14%	-	14%	50%	18%	0%	---
Grade 7 ELA/Reading	2025	25%	27%	<b>50%</b>	-	48%	56%	-	*	-	*	29%	*	45%	64%	17%	38%	-
	2024	23%	23%	<b>46%</b>	-	33%	59%	-	*	-	*	38%	*	44%	50%	50%	*	---
Grade 7 Mathematics	2025	16%	17%	<b>24%</b>	*	21%	31%	-	-	-	*	23%	-	27%	17%	*	17%	-
	2024	14%	15%	<b>22%</b>	-	20%	25%	-	*	-	-	27%	*	11%	33%	20%	*	---
Grade 8 ELA/Reading	2025	40%	41%	<b>50%</b>	-	67%	47%	-	*	-	*	43%	*	41%	64%	*	*	-
	2024	34%	36%	<b>50%</b>	*	60%	50%	-	*	-	*	42%	-	53%	43%	50%	*	---
Grade 8 Mathematics	2025	42%	45%	<b>67%</b>	-	62%	66%	-	*	-	*	35%	*	67%	67%	*	*	-
	2024	44%	47%	<b>69%</b>	*	67%	72%	-	*	-	*	56%	-	76%	55%	55%	*	---
End of Course English I	2025	23%	24%	<b>16%</b>	-	8%	27%	-	*	-	*	15%	-	23%	8%	20%	*	-
	2024	20%	21%	<b>32%</b>	*	14%	44%	-	-	-	*	29%	*	38%	14%	46%	*	---
End of Course English II	2025	29%	31%	<b>45%</b>	*	33%	61%	-	*	-	*	29%	*	43%	50%	*	*	-
	2024	29%	31%	<b>12%</b>	-	0%	17%	-	-	-	-	6%	*	12%	*	10%	*	---
End of Course Algebra I	2025	54%	58%	<b>45%</b>	*	31%	62%	-	*	-	*	22%	-	50%	38%	*	*	-
	2024	55%	56%	<b>61%</b>	*	60%	70%	-	-	-	*	45%	-	67%	50%	60%	*	---
All Grades Both Subjects	2025	33%	34%	<b>48%</b>	36%	40%	53%	-	55%	*	46%	36%	91%	48%	50%	36%	33%	-
	2024	32%	33%	<b>46%</b>	50%	45%	48%	*	20%	*	50%	38%	40%	44%	52%	40%	25%	---
All Grades ELA/Reading	2025	31%	32%	<b>46%</b>	40%	39%	51%	-	42%	-	44%	34%	*	44%	50%	36%	30%	-
	2024	30%	30%	<b>38%</b>	*	31%	44%	-	11%	*	14%	34%	17%	36%	44%	37%	8%	---
All Grades Mathematics	2025	35%	36%	<b>50%</b>	33%	41%	55%	-	70%	*	*	37%	100%	51%	49%	37%	38%	-
	2024	35%	36%	<b>54%</b>	50%	57%	52%	*	33%	*	86%	43%	*	52%	58%	42%	41%	---

\* Indicates results are masked due to small numbers to protect student confidentiality.  
 - Indicates there are no students in the group.  
 --- First reported in 2025.

Texas Education Agency  
**2024-25 Bilingual Education/English as a Second Language (Current EB Students/EL) (TAPR)**  
 FRIENDSWOOD ISD (084911) - GALVESTON COUNTY

	School Year	State	Region 04	District	Total Bilingual Education	BE-Trans Early Exit	BE-Trans Late Exit	BE-Dual Two-Way	BE-Dual One-Way	ALP Bilingual (Exception)	Total ESL	ESL Content-Based	ESL Pull-Out	ALP ESL (Waiver)	EB/EL with Parental Denial	Never EB/EL	Total EB/EL (Current)	Monitored & Former EB/EL	
<b>STAAR Performance Rate by Subject and Performance Level</b>																			
<b>All Grades All Subjects</b>																			
At Approaches Grade Level or Above	2025	75%	76%	<b>92%</b>	-	-	-	-	-	-	73%	68%	75%	88%	94%	92%	75%	99%	
	2024	75%	75%	<b>91%</b>	-	-	-	-	-	-	74%	70%	76%	70%	74%	92%	74%	96%	
At Meets Grade Level or Above	2025	50%	52%	<b>74%</b>	-	-	-	-	-	-	41%	39%	39%	69%	44%	75%	41%	88%	
	2024	48%	50%	<b>75%</b>	-	-	-	-	-	-	49%	43%	52%	30%	52%	75%	49%	87%	
At Masters Grade Level	2025	21%	24%	<b>40%</b>	-	-	-	-	-	-	12%	10%	12%	31%	28%	40%	13%	49%	
	2024	20%	22%	<b>38%</b>	-	-	-	-	-	-	14%	14%	14%	20%	13%	39%	14%	51%	
<b>All Grades ELA/Reading</b>																			
At Approaches Grade Level or Above	2025	76%	77%	<b>93%</b>	-	-	-	-	-	-	75%	71%	76%	88%	100%	93%	77%	100%	
	2024	76%	76%	<b>92%</b>	-	-	-	-	-	-	72%	70%	72%	*	80%	93%	73%	98%	
At Meets Grade Level or Above	2025	54%	56%	<b>80%</b>	-	-	-	-	-	-	47%	50%	42%	75%	67%	81%	48%	96%	
	2024	54%	55%	<b>80%</b>	-	-	-	-	-	-	53%	43%	58%	*	60%	81%	53%	92%	
At Masters Grade Level	2025	23%	24%	<b>41%</b>	-	-	-	-	-	-	12%	9%	11%	38%	17%	42%	12%	51%	
	2024	22%	23%	<b>42%</b>	-	-	-	-	-	-	13%	15%	11%	*	10%	43%	13%	55%	
<b>All Grades Mathematics</b>																			
At Approaches Grade Level or Above	2025	72%	74%	<b>92%</b>	-	-	-	-	-	-	77%	76%	76%	88%	100%	92%	78%	98%	
	2024	72%	73%	<b>92%</b>	-	-	-	-	-	-	79%	78%	78%	*	63%	92%	77%	97%	
At Meets Grade Level or Above	2025	45%	48%	<b>73%</b>	-	-	-	-	-	-	42%	38%	42%	63%	40%	74%	42%	92%	
	2024	43%	45%	<b>73%</b>	-	-	-	-	-	-	52%	55%	51%	*	50%	74%	52%	88%	
At Masters Grade Level	2025	20%	23%	<b>42%</b>	-	-	-	-	-	-	14%	12%	15%	25%	40%	42%	16%	55%	
	2024	17%	19%	<b>37%</b>	-	-	-	-	-	-	18%	18%	18%	*	13%	38%	17%	57%	
<b>All Grades Science</b>																			

Texas Education Agency  
**2024-25 Bilingual Education/English as a Second Language (Current EB Students/EL) (TAPR)**  
 FRIENDSWOOD ISD (084911) - GALVESTON COUNTY

	School Year	State	Region 04	District	Total Bilingual Education	BE-Trans Early Exit	BE-Trans Late Exit	BE-Dual Two-Way	BE-Dual One-Way	ALP Bilingual (Exception)	Total ESL	ESL Content-Based	ESL Pull-Out	ALP ESL (Waiver)	EB/EL with Parental Denial	Never EB/EL	Total EB/EL (Current)	Monitored & Former EB/EL
At Approaches Grade Level or Above	2025	78%	79%	<b>90%</b>	-	-	-	-	-	-	52%	33%	65%	-	*	90%	53%	100%
	2024	75%	75%	<b>89%</b>	-	-	-	-	-	-	68%	42%	83%	*	*	90%	67%	92%
At Meets Grade Level or Above	2025	47%	50%	<b>68%</b>	-	-	-	-	-	-	21%	8%	29%	-	*	69%	22%	73%
	2024	43%	45%	<b>68%</b>	-	-	-	-	-	-	36%	8%	50%	*	*	68%	37%	86%
At Masters Grade Level	2025	17%	20%	<b>30%</b>	-	-	-	-	-	-	7%	8%	6%	-	*	31%	9%	29%
	2024	16%	18%	<b>31%</b>	-	-	-	-	-	-	11%	0%	17%	*	*	31%	11%	53%
<b>All Grades Social Studies</b>																		
At Approaches Grade Level or Above	2025	77%	78%	<b>90%</b>	-	-	-	-	-	-	71%	-	71%	-	*	89%	76%	98%
	2024	78%	79%	<b>89%</b>	-	-	-	-	-	-	72%	-	71%	*	*	89%	76%	97%
At Meets Grade Level or Above	2025	50%	53%	<b>66%</b>	-	-	-	-	-	-	29%	-	29%	-	*	66%	29%	74%
	2024	51%	52%	<b>68%</b>	-	-	-	-	-	-	33%	-	29%	*	*	69%	33%	68%
At Masters Grade Level	2025	27%	30%	<b>40%</b>	-	-	-	-	-	-	12%	-	12%	-	*	40%	14%	53%
	2024	27%	29%	<b>40%</b>	-	-	-	-	-	-	11%	-	6%	*	*	41%	14%	26%
<b>School Progress - Annual Growth</b>																		
All Grades Both Subjects	2025	65%	67%	<b>76%</b>	-	-	-	-	-	-	66%	69%	65%	-	90%	76%	67%	81%
	2024	64%	66%	<b>76%</b>	-	-	-	-	-	-	65%	68%	63%	100%	54%	76%	64%	83%
All Grades ELA/Reading	2025	67%	68%	<b>76%</b>	-	-	-	-	-	-	64%	63%	64%	-	83%	76%	65%	78%
	2024	67%	68%	<b>78%</b>	-	-	-	-	-	-	62%	58%	63%	*	56%	78%	62%	83%
All Grades Mathematics	2025	64%	66%	<b>76%</b>	-	-	-	-	-	-	68%	75%	65%	-	*	76%	70%	85%
	2024	60%	63%	<b>74%</b>	-	-	-	-	-	-	69%	79%	63%	*	50%	74%	68%	83%
<b>School Progress - Accelerated Learning</b>																		
All Grades Both Subjects	2025	33%	34%	<b>48%</b>	-	-	-	-	-	-	29%	36%	27%	-	*	50%	32%	*
	2024	32%	33%	<b>46%</b>	-	-	-	-	-	-	27%	32%	21%	*	0%	50%	25%	*

Texas Education Agency  
**2024-25 Bilingual Education/English as a Second Language (Current EB Students/EL) (TAPR)**  
 FRIENDSWOOD ISD (084911) - GALVESTON COUNTY

	School Year	State	Region 04	District	Total Bilingual Education	BE-Trans Early Exit	BE-Trans Late Exit	BE-Dual Two-Way	BE-Dual One-Way	ALP Bilingual (Exception)	Total ESL	ESL Content-Based	ESL Pull-Out	ALP ESL (Waiver)	EB/EL with Parental Denial	Never EB/EL	Total EB/EL (Current)	Monitored & Former EB/EL
All Grades ELA/Reading	2025	31%	32%	<b>46%</b>	-	-	-	-	-	-	28%	29%	27%	-	*	49%	30%	-
	2024	30%	30%	<b>38%</b>	-	-	-	-	-	-	8%	0%	12%	-	*	43%	8%	*
All Grades Mathematics	2025	35%	36%	<b>50%</b>	-	-	-	-	-	-	32%	43%	27%	-	*	52%	35%	*
	2024	35%	36%	<b>54%</b>	-	-	-	-	-	-	46%	50%	36%	*	*	56%	41%	*

\* Indicates results are masked due to small numbers to protect student confidentiality.  
 - Indicates there are no students in the group.  
 Blank cell indicates there are no data available in the group.

Texas Education Agency  
**2024-25 STAAR Participation (TAPR)**  
 FRIENDSWOOD ISD (084911) - GALVESTON COUNTY

	State	Region 04	District	African American	Hispanic	White	American Indian	Asian	Pacific Islander	Two or More Races	Special Ed (Current)	Special Ed (Former)	Continuously Enrolled	Non-Continuously Enrolled	Econ Disadv	EB / EL (Current & Monitored)
<b>2025 STAAR Participation (All Grades)</b>																
<b>All Tests</b>																
Assessment Participant	99%	99%	<b>99%</b>	99%	100%	99%	100%	100%	95%	100%	99%	100%	99%	99%	99%	100%
Included in Accountability	93%	93%	<b>98%</b>	96%	97%	98%	100%	98%	95%	100%	98%	98%	99%	94%	94%	92%
Not Included in Accountability: Mobile	4%	4%	<b>1%</b>	2%	2%	1%	0%	1%	0%	0%	1%	2%	0%	5%	4%	3%
Not Included in Accountability: Other Exclusions	2%	2%	<b>0%</b>	1%	1%	0%	0%	0%	0%	0%	0%	0%	0%	0%	1%	4%
Not Tested	1%	1%	<b>1%</b>	1%	0%	1%	0%	0%	5%	0%	1%	0%	1%	1%	1%	0%
Absent	1%	1%	<b>0%</b>	1%	0%	0%	0%	0%	5%	0%	0%	0%	0%	1%	1%	0%
Other	0%	0%	<b>0%</b>	0%	0%	0%	0%	0%	0%	0%	0%	0%	0%	0%	0%	0%
<b>Reading</b>																
Assessment Participant	99%	99%	<b>100%</b>	99%	99%	100%	100%	100%	86%	99%	99%	100%	100%	99%	100%	99%
Included in Accountability	91%	91%	<b>98%</b>	96%	96%	98%	100%	98%	86%	99%	98%	98%	99%	94%	94%	89%
Not Included in Accountability: Mobile	4%	4%	<b>1%</b>	1%	2%	1%	0%	1%	0%	0%	1%	2%	0%	5%	4%	2%
Not Included in Accountability: Other Exclusions	4%	4%	<b>0%</b>	1%	1%	0%	0%	1%	0%	0%	1%	0%	0%	1%	2%	9%
Not Tested	1%	1%	<b>0%</b>	1%	1%	0%	0%	0%	14%	1%	1%	0%	0%	1%	0%	1%
Absent	1%	1%	<b>0%</b>	1%	0%	0%	0%	0%	14%	1%	1%	0%	0%	1%	0%	1%
Other	0%	0%	<b>0%</b>	0%	0%	0%	0%	0%	0%	0%	0%	0%	0%	0%	0%	0%
<b>Mathematics</b>																
Assessment Participant	99%	99%	<b>99%</b>	100%	100%	99%	* 100%	100%	100%	100%	99%	100%	99%	99%	100%	100%
Included in Accountability	94%	94%	<b>98%</b>	98%	97%	98%	* 98%	100%	100%	100%	98%	98%	99%	94%	95%	97%
Not Included in Accountability: Mobile	4%	4%	<b>1%</b>	2%	2%	1%	* 1%	0%	0%	0%	1%	2%	0%	5%	4%	3%
Not Included in Accountability: Other Exclusions	1%	1%	<b>0%</b>	0%	0%	0%	* 0%	0%	0%	0%	0%	0%	0%	0%	0%	0%
Not Tested	1%	1%	<b>1%</b>	0%	0%	1%	* 0%	0%	0%	0%	1%	0%	1%	1%	0%	0%
Absent	1%	1%	<b>0%</b>	0%	0%	1%	* 0%	0%	0%	0%	0%	0%	0%	1%	0%	0%
Other	0%	0%	<b>0%</b>	0%	0%	0%	* 0%	0%	0%	0%	1%	0%	1%	0%	0%	0%
<b>Science</b>																
Assessment Participant	99%	99%	<b>99%</b>	100%	99%	99%	* 99%	* 100%	100%	100%	100%	100%	99%	99%	96%	100%
Included in Accountability	94%	94%	<b>98%</b>	97%	96%	98%	* 99%	* 100%	99%	97%	99%	97%	99%	94%	91%	96%
Not Included in Accountability: Mobile	4%	4%	<b>1%</b>	3%	4%	1%	* 0%	* 0%	1%	3%	0%	3%	0%	5%	5%	4%
Not Included in Accountability: Other Exclusions	1%	1%	<b>0%</b>	0%	0%	0%	* 0%	* 0%	0%	0%	0%	0%	0%	0%	0%	0%
Not Tested	1%	1%	<b>1%</b>	0%	1%	1%	* 1%	* 0%	0%	0%	0%	0%	1%	1%	4%	0%

Texas Education Agency  
**2024-25 STAAR Participation (TAPR)**  
 FRIENDSWOOD ISD (084911) - GALVESTON COUNTY

	State	Region 04	District	African American	Hispanic	White	American Indian	Asian	Pacific Islander	Two or More Races	Special Ed (Current)	Special Ed (Former)	Continuously Enrolled	Non-Continuously Enrolled	Econ Disadv	EB/EL (Current & Monitored)
Absent	1%	1%	0%	0%	0%	0%	*	0%	*	0%	0%	0%	0%	1%	4%	0%
Other	0%	0%	0%	0%	0%	0%	*	1%	*	0%	0%	0%	0%	0%	0%	0%
<b>Social Studies</b>																
Assessment Participant	99%	99%	99%	100%	99%	99%	*	100%	*	100%	99%	100%	99%	99%	100%	97%
Included in Accountability	94%	95%	98%	88%	97%	98%	*	100%	*	100%	96%	100%	99%	93%	94%	86%
Not Included in Accountability: Mobile	4%	3%	1%	6%	3%	1%	*	0%	*	0%	2%	0%	0%	6%	4%	6%
Not Included in Accountability: Other Exclusions	1%	1%	0%	6%	0%	0%	*	0%	*	0%	1%	0%	0%	1%	2%	6%
Not Tested	1%	1%	1%	0%	1%	1%	*	0%	*	0%	1%	0%	1%	1%	0%	3%
Absent	1%	1%	1%	0%	1%	1%	*	0%	*	0%	1%	0%	1%	1%	0%	3%
Other	0%	0%	0%	0%	0%	0%	*	0%	*	0%	0%	0%	0%	0%	0%	0%
<b>Accelerated Testers</b>																
SAT/ACT Participant	94%	94%	93%	*	91%	93%	-	90%	-	100%	*	*	93%	83%	*	-
<b>2024 STAAR Participation (All Grades)</b>																
<b>All Tests</b>																
Assessment Participant	99%	99%	99%	98%	99%	99%	100%	99%	100%	99%	99%	100%	99%	99%	99%	99%
Included in Accountability	92%	92%	98%	92%	96%	98%	100%	98%	100%	98%	98%	98%	99%	94%	95%	89%
Not Included in Accountability: Mobile	4%	4%	1%	6%	2%	1%	0%	0%	0%	1%	1%	2%	1%	3%	1%	1%
Not Included in Accountability: Other Exclusions	2%	2%	0%	0%	1%	0%	0%	0%	0%	0%	0%	0%	0%	1%	2%	9%
Not Tested	1%	1%	1%	2%	1%	1%	0%	1%	0%	1%	1%	0%	1%	1%	1%	1%
Absent	1%	1%	1%	1%	1%	0%	0%	0%	0%	1%	1%	0%	1%	1%	1%	1%
Other	0%	0%	0%	1%	0%	0%	0%	0%	0%	0%	0%	0%	0%	0%	0%	0%
<b>Reading</b>																
Assessment Participant	99%	99%	99%	99%	99%	100%	100%	99%	100%	99%	99%	100%	99%	99%	99%	100%
Included in Accountability	91%	91%	98%	93%	96%	98%	100%	97%	100%	98%	97%	98%	98%	94%	95%	86%
Not Included in Accountability: Mobile	4%	4%	1%	6%	2%	1%	0%	1%	0%	1%	1%	2%	1%	3%	1%	2%
Not Included in Accountability: Other Exclusions	4%	4%	1%	0%	2%	0%	0%	1%	0%	0%	1%	0%	0%	2%	3%	13%
Not Tested	1%	1%	1%	1%	1%	0%	0%	1%	0%	1%	1%	0%	1%	1%	1%	0%
Absent	1%	1%	1%	1%	1%	0%	0%	1%	0%	1%	1%	0%	1%	1%	1%	0%
Other	0%	0%	0%	0%	0%	0%	0%	0%	0%	0%	0%	0%	0%	0%	0%	0%
<b>Mathematics</b>																
Assessment Participant	99%	99%	99%	98%	98%	99%	*	100%	100%	100%	98%	100%	99%	99%	99%	97%
Included in Accountability	93%	93%	98%	92%	96%	98%	*	100%	100%	99%	98%	98%	99%	95%	96%	92%

Texas Education Agency  
**2024-25 STAAR Participation (TAPR)**  
 FRIENDSWOOD ISD (084911) - GALVESTON COUNTY

	State	Region 04	District	African American	Hispanic	White	American Indian	Asian	Pacific Islander	Two or More Races	Special Ed (Current)	Special Ed (Former)	Continuously Enrolled	Non-Continuously Enrolled	Econ Disadv	EB / EL (Current & Monitored)
Not Included in Accountability: Mobile	5%	5%	1%	7%	2%	1%	*	0%	0%	1%	1%	2%	1%	4%	2%	2%
Not Included in Accountability: Other Exclusions	1%	1%	0%	0%	1%	0%	*	0%	0%	0%	0%	0%	0%	1%	1%	3%
Not Tested	1%	1%	1%	2%	2%	1%	*	0%	0%	0%	2%	0%	1%	1%	1%	3%
Absent	1%	1%	1%	0%	1%	0%	*	0%	0%	0%	2%	0%	1%	1%	1%	3%
Other	0%	0%	0%	2%	0%	0%	*	0%	0%	0%	0%	0%	0%	0%	0%	0%
<b>Science</b>																
Assessment Participant	99%	99%	99%	100%	99%	99%	*	97%	*	100%	100%	100%	99%	99%	99%	100%
Included in Accountability	93%	93%	97%	96%	96%	98%	*	97%	*	98%	98%	98%	98%	94%	96%	92%
Not Included in Accountability: Mobile	4%	4%	1%	4%	2%	1%	*	0%	*	2%	2%	2%	1%	3%	1%	0%
Not Included in Accountability: Other Exclusions	1%	1%	0%	0%	1%	0%	*	0%	*	0%	0%	0%	0%	1%	3%	8%
Not Tested	1%	1%	1%	0%	1%	1%	*	3%	*	0%	0%	0%	1%	1%	1%	0%
Absent	1%	1%	1%	0%	1%	1%	*	0%	*	0%	0%	0%	1%	1%	1%	0%
Other	0%	0%	0%	0%	0%	0%	*	3%	*	0%	0%	0%	0%	1%	0%	0%
<b>Social Studies</b>																
Assessment Participant	99%	99%	99%	95%	99%	100%	-	100%	*	93%	99%	100%	99%	99%	99%	100%
Included in Accountability	94%	94%	97%	86%	97%	98%	-	100%	*	93%	97%	97%	99%	92%	95%	84%
Not Included in Accountability: Mobile	4%	3%	1%	10%	1%	1%	-	0%	*	0%	2%	3%	1%	4%	2%	0%
Not Included in Accountability: Other Exclusions	1%	1%	0%	0%	1%	0%	-	0%	*	0%	0%	0%	0%	2%	2%	16%
Not Tested	1%	1%	1%	5%	1%	0%	-	0%	*	7%	1%	0%	1%	1%	1%	0%
Absent	1%	1%	1%	0%	1%	0%	-	0%	*	7%	1%	0%	1%	1%	1%	0%
Other	0%	0%	0%	5%	0%	0%	-	0%	*	0%	0%	0%	0%	0%	0%	0%
<b>Accelerated Testers</b>																
SAT/ACT Participant	93%	93%	95%	80%	94%	97%	-	89%	-	100%	*	*	97%	67%	94%	-

\* Indicates results are masked due to small numbers to protect student confidentiality.  
 - Indicates there are no students in the group.

Texas Education Agency  
**2024-25 Attendance, Graduation, and Dropout Rates (TAPR)**  
 FRIENDSWOOD ISD (084911) - GALVESTON COUNTY

	State	Region 04	District	African American	Hispanic	White	American Indian	Asian	Pacific Islander	Two or More Races	Special Ed	Econ Disadv	EB/EL
<b>Attendance Rate</b>													
2023-24	93.6%	93.7%	<b>94.6%</b>	95.4%	93.8%	94.6%	94.5%	96.5%	92.9%	95.1%	93.3%	92.6%	93.1%
2022-23	93.3%	93.3%	<b>94.2%</b>	95.1%	93.7%	94.2%	90.4%	96.3%	93.0%	94.2%	92.7%	91.7%	93.5%
<b>Chronic Absenteeism</b>													
2023-24	19.0%	18.3%	<b>11.7%</b>	12.8%	14.8%	11.2%	20.0%	5.8%	18.2%	11.9%	16.6%	20.5%	20.3%
2022-23	20.3%	20.0%	<b>13.1%</b>	15.1%	16.1%	12.6%	33.3%	6.0%	18.2%	14.9%	19.2%	24.7%	18.4%
<b>Annual Dropout Rate (Gr 7-8)</b>													
2023-24	0.7%	1.0%	<b>0.0%</b>	0.0%	0.0%	0.0%	-	0.0%	*	0.0%	0.0%	0.0%	0.0%
2022-23	0.8%	1.0%	<b>0.0%</b>	0.0%	0.0%	0.0%	*	0.0%	*	0.0%	0.0%	0.0%	0.0%
<b>Annual Dropout Rate (Gr 9-12)</b>													
2023-24	1.9%	1.9%	<b>0.0%</b>	0.0%	0.0%	0.0%	0.0%	0.0%	*	0.0%	0.0%	0.0%	0.0%
2022-23	2.0%	2.1%	<b>0.0%</b>	0.0%	0.0%	0.0%	0.0%	0.0%	*	0.0%	0.0%	0.0%	0.0%
<b>4-Year Longitudinal Rate (Gr 9-12)</b>													
<b>Class of 2024</b>													
Graduated	90.7%	90.8%	<b>99.3%</b>	100.0%	98.9%	99.7%	*	100.0%	-	93.8%	100.0%	98.2%	100.0%
Received TxCHSE	0.3%	0.3%	<b>0.2%</b>	0.0%	1.1%	0.0%	*	0.0%	-	0.0%	0.0%	1.8%	0.0%
Continued HS	3.1%	3.0%	<b>0.5%</b>	0.0%	0.0%	0.3%	*	0.0%	-	6.3%	0.0%	0.0%	0.0%
Dropped Out	5.8%	5.9%	<b>0.0%</b>	0.0%	0.0%	0.0%	*	0.0%	-	0.0%	0.0%	0.0%	0.0%
Graduates and TxCHSE	91.1%	91.1%	<b>99.5%</b>	100.0%	100.0%	99.7%	*	100.0%	-	93.8%	100.0%	100.0%	100.0%
Graduates, TxCHSE, and Continuers	94.2%	94.1%	<b>100.0%</b>	100.0%	100.0%	100.0%	100.0%	100.0%	-	100.0%	100.0%	100.0%	100.0%
<b>Class of 2023</b>													
Graduated	90.3%	89.6%	<b>98.9%</b>	100.0%	99.0%	98.7%	*	100.0%	-	100.0%	88.9%	97.3%	*
Received TxCHSE	0.3%	0.3%	<b>0.0%</b>	0.0%	0.0%	0.0%	*	0.0%	-	0.0%	0.0%	0.0%	*
Continued HS	3.1%	3.1%	<b>1.1%</b>	0.0%	1.0%	1.3%	*	0.0%	-	0.0%	11.1%	2.7%	*
Dropped Out	6.3%	7.0%	<b>0.0%</b>	0.0%	0.0%	0.0%	*	0.0%	-	0.0%	0.0%	0.0%	*
Graduates and TxCHSE	90.6%	89.9%	<b>98.9%</b>	100.0%	99.0%	98.7%	*	100.0%	-	100.0%	88.9%	97.3%	*
Graduates, TxCHSE, and Continuers	93.7%	93.0%	<b>100.0%</b>	100.0%	100.0%	100.0%	*	100.0%	-	100.0%	100.0%	100.0%	*
<b>5-Year Extended Longitudinal Rate (Gr 9-12)</b>													
<b>Class of 2023</b>													
Graduated	92.1%	91.5%	<b>100.0%</b>	100.0%	100.0%	100.0%	*	100.0%	-	100.0%	100.0%	100.0%	*
Received TxCHSE	0.4%	0.4%	<b>0.0%</b>	0.0%	0.0%	0.0%	*	0.0%	-	0.0%	0.0%	0.0%	*
Continued HS	1.0%	0.9%	<b>0.0%</b>	0.0%	0.0%	0.0%	*	0.0%	-	0.0%	0.0%	0.0%	*
Dropped Out	6.5%	7.2%	<b>0.0%</b>	0.0%	0.0%	0.0%	*	0.0%	-	0.0%	0.0%	0.0%	*
Graduates and TxCHSE	92.6%	91.9%	<b>100.0%</b>	100.0%	100.0%	100.0%	*	100.0%	-	100.0%	100.0%	100.0%	*
Graduates, TxCHSE, and Continuers	93.5%	92.8%	<b>100.0%</b>	100.0%	100.0%	100.0%	*	100.0%	-	100.0%	100.0%	100.0%	*

Texas Education Agency  
**2024-25 Attendance, Graduation, and Dropout Rates (TAPR)**  
 FRIENDSWOOD ISD (084911) - GALVESTON COUNTY

	State	Region 04	District	African American	Hispanic	White	American Indian	Asian	Pacific Islander	Two or More Races	Special Ed	Econ Disadv	EB/EL
<b>Class of 2022</b>													
Graduated	91.8%	91.2%	100.0%	*	100.0%	100.0%	-	100.0%	*	100.0%	100.0%	100.0%	100.0%
Received TxCHSE	0.4%	0.4%	0.0%	*	0.0%	0.0%	-	0.0%	*	0.0%	0.0%	0.0%	0.0%
Continued HS	1.0%	1.0%	0.0%	*	0.0%	0.0%	-	0.0%	*	0.0%	0.0%	0.0%	0.0%
Dropped Out	6.8%	7.3%	0.0%	*	0.0%	0.0%	-	0.0%	*	0.0%	0.0%	0.0%	0.0%
Graduates and TxCHSE	92.2%	91.7%	100.0%	*	100.0%	100.0%	-	100.0%	*	100.0%	100.0%	100.0%	100.0%
Graduates, TxCHSE, and Continuers	93.2%	92.7%	100.0%	*	100.0%	100.0%	-	100.0%	*	100.0%	100.0%	100.0%	100.0%
<b>6-Year Extended Longitudinal Rate (Gr 9-12)</b>													
<b>Class of 2022</b>													
Graduated	92.2%	91.6%	100.0%	*	100.0%	100.0%	-	100.0%	*	100.0%	100.0%	100.0%	100.0%
Received TxCHSE	0.5%	0.5%	0.0%	*	0.0%	0.0%	-	0.0%	*	0.0%	0.0%	0.0%	0.0%
Continued HS	0.5%	0.6%	0.0%	*	0.0%	0.0%	-	0.0%	*	0.0%	0.0%	0.0%	0.0%
Dropped Out	6.8%	7.3%	0.0%	*	0.0%	0.0%	-	0.0%	*	0.0%	0.0%	0.0%	0.0%
Graduates and TxCHSE	92.7%	92.1%	100.0%	*	100.0%	100.0%	-	100.0%	*	100.0%	100.0%	100.0%	100.0%
Graduates, TxCHSE, and Continuers	93.2%	92.7%	100.0%	*	100.0%	100.0%	-	100.0%	*	100.0%	100.0%	100.0%	100.0%
<b>Class of 2021</b>													
Graduated	92.7%	92.7%	99.8%	100.0%	99.0%	100.0%	*	100.0%	*	100.0%	96.9%	97.7%	100.0%
Received TxCHSE	0.5%	0.4%	0.0%	0.0%	0.0%	0.0%	*	0.0%	*	0.0%	0.0%	0.0%	0.0%
Continued HS	0.5%	0.5%	0.0%	0.0%	0.0%	0.0%	*	0.0%	*	0.0%	0.0%	0.0%	0.0%
Dropped Out	6.3%	6.3%	0.2%	0.0%	1.0%	0.0%	*	0.0%	*	0.0%	3.1%	2.3%	0.0%
Graduates and TxCHSE	93.2%	93.1%	99.8%	100.0%	99.0%	100.0%	*	100.0%	*	100.0%	96.9%	97.7%	100.0%
Graduates, TxCHSE, and Continuers	93.7%	93.7%	99.8%	100.0%	99.0%	100.0%	*	100.0%	*	100.0%	96.9%	97.7%	100.0%
<b>4-Year Federal Graduation Rate Without Exclusions (Gr 9-12)</b>													
Class of 2024	90.7%	90.8%	98.9%	100.0%	97.8%	99.3%	*	100.0%	-	93.8%	95.1%	98.2%	100.0%
Class of 2023	90.3%	89.6%	99.0%	100.0%	99.0%	98.7%	*	100.0%	-	100.0%	88.9%	97.4%	*
<b>RHSP/DAP Graduates (Longitudinal Rate)</b>													
Class of 2024	44.9%	54.5%	-	-	-	-	-	-	-	-	-	-	-
Class of 2023	72.3%	96.3%	-	-	-	-	-	-	-	-	-	-	-
<b>FHSP-E Graduates (Longitudinal Rate)</b>													
Class of 2024	11.0%	19.5%	0.7%	0.0%	0.0%	1.1%	*	0.0%	-	0.0%	0.0%	0.0%	0.0%
Class of 2023	4.3%	4.6%	0.0%	0.0%	0.0%	0.0%	*	0.0%	-	0.0%	0.0%	0.0%	*
<b>FHSP-DLA Graduates (Longitudinal Rate)</b>													
Class of 2024	78.5%	68.2%	92.6%	100.0%	85.7%	93.3%	*	100.0%	-	100.0%	61.5%	70.9%	83.3%
Class of 2023	84.3%	82.0%	94.3%	100.0%	88.1%	95.8%	*	96.8%	-	95.8%	67.5%	83.3%	*
<b>Texas First-DLA Graduates (Longitudinal Rate)</b>													

Texas Education Agency  
**2024-25 Attendance, Graduation, and Dropout Rates (TAPR)**  
 FRIENDSWOOD ISD (084911) - GALVESTON COUNTY

	State	Region 04	District	African American	Hispanic	White	American Indian	Asian	Pacific Islander	Two or More Races	Special Ed	Econ Disadv	EB/EL
Class of 2024	0.1%	0.1%	<b>0.5%</b>	0.0%	0.0%	0.7%	*	0.0%	-	0.0%	0.0%	0.0%	0.0%
Class of 2023	0.0%	0.0%	<b>0.0%</b>	0.0%	0.0%	0.0%	*	0.0%	-	0.0%	0.0%	0.0%	*
<b>RHSP/DAP/FHSP-E/FHSP-DLA/Texas First-DLA Graduates (Longitudinal Rate)</b>													
Class of 2024	89.5%	87.7%	<b>93.3%</b>	100.0%	85.7%	94.4%	*	100.0%	-	100.0%	61.5%	70.9%	83.3%
Class of 2023	88.6%	86.6%	<b>94.3%</b>	100.0%	88.1%	95.8%	*	96.8%	-	95.8%	67.5%	83.3%	*
<b>RHSP/DAP Graduates (Annual Rate)</b>													
2023-24	24.6%	40.0%	-	-	-	-	-	-	-	-	-	-	-
2022-23	38.4%	87.2%	-	-	-	-	-	-	-	-	-	-	-
<b>FHSP-E Graduates (Annual Rate)</b>													
2023-24	11.0%	19.5%	<b>0.7%</b>	0.0%	0.0%	1.0%	*	0.0%	-	0.0%	0.0%	0.0%	0.0%
2022-23	4.4%	4.6%	<b>0.0%</b>	0.0%	0.0%	0.0%	*	0.0%	-	0.0%	0.0%	0.0%	*
<b>FHSP-DLA Graduates (Annual Rate)</b>													
2023-24	76.9%	66.3%	<b>92.4%</b>	100.0%	86.7%	92.7%	*	100.0%	-	100.0%	60.0%	72.7%	83.3%
2022-23	82.5%	80.1%	<b>93.7%</b>	100.0%	86.2%	95.8%	*	96.8%	-	95.8%	62.8%	81.1%	*
<b>Texas First-DLA Graduates (Annual Rate)</b>													
2023-24	0.1%	0.0%	<b>0.7%</b>	0.0%	0.0%	1.0%	*	0.0%	-	0.0%	0.0%	0.0%	0.0%
2022-23	0.1%	0.1%	<b>0.2%</b>	0.0%	0.0%	0.3%	0.0%	0.0%	-	-	0.0%	0.0%	0.0%
<b>RHSP/DAP/FHSP-E/FHSP-DLA/Texas First-DLA Graduates (Annual Rate)</b>													
2023-24	87.8%	85.8%	<b>93.2%</b>	100.0%	86.7%	93.8%	*	100.0%	-	100.0%	60.0%	72.7%	83.3%
2022-23	86.8%	84.7%	<b>93.8%</b>	100.0%	86.2%	95.8%	*	96.8%	-	95.8%	62.8%	81.1%	*

Texas Education Agency  
**2024-25 Graduation Profile (TAPR)**  
 FRIENDSWOOD ISD (084911) - GALVESTON COUNTY

	District Count	District Percent	State Count	State Percent
<b>Graduates (2023-24 Annual Graduates)</b>				
Total Graduates	438	100.0%	382,023	100.0%
<b>By Ethnicity:</b>				
African American	10	2.3%	48,064	12.6%
Hispanic	90	20.5%	200,942	52.6%
White	292	66.7%	101,714	26.6%
American Indian	1	0.2%	1,231	0.3%
Asian	30	6.8%	19,746	5.2%
Pacific Islander	0	0.0%	606	0.2%
Two or More Races	15	3.4%	9,720	2.5%
<b>By Graduation Type:</b>				
Minimum H.S. Program	0	0.0%	309	0.1%
Recommended H.S. Program/Distinguished Achievement Program	0	0.0%	101	0.0%
Foundation H.S. Program (No Endorsement)	30	6.8%	46,183	12.1%
Foundation H.S. Program (Endorsement)	3	0.7%	42,042	11.0%
Foundation H.S. Program (DLA)	402	91.8%	293,032	76.7%
Texas First Early H.S. Completion Program (Texas First-DLA)	3	0.7%	356	0.1%
Special Education Graduates	40	9.1%	35,935	9.4%
Economically Disadvantaged Graduates	55	12.6%	211,984	55.5%
Emergent Bilingual (EB)/English Learner (EL) Graduates	6	1.4%	56,967	14.9%
At-Risk Graduates	99	22.6%	173,035	45.3%
CTE Completers	114	26.0%	127,800	33.5%

Texas Education Agency  
**2024-25 College, Career, and Military Readiness (CCMR) (TAPR)**  
 FRIENDSWOOD ISD (084911) - GALVESTON COUNTY

Academic Year	State	Region 04	District	African American	Hispanic	White	American Indian	Asian	Pacific Islander	Two or More Races	Special Ed	Econ Disadv	EB/EL
<b>College, Career, and Military Ready Graduates (Student Achievement)</b>													
<b>College, Career, or Military Ready (Annual Graduates)</b>													
2023-24	81.8%	79.9%	<b>83.6%</b>	70.0%	76.7%	86.0%	*	90.0%	-	80.0%	85.0%	70.9%	33.3%
2022-23	76.3%	73.9%	<b>82.7%</b>	71.4%	77.1%	83.7%	*	93.5%	-	87.5%	90.7%	70.3%	*
<b>College Ready Graduates</b>													
<b>College Ready (Annual Graduates)</b>													
2023-24	70.0%	70.0%	<b>79.9%</b>	70.0%	70.0%	82.5%	*	90.0%	-	80.0%	60.0%	52.7%	33.3%
2022-23	61.9%	61.1%	<b>78.8%</b>	71.4%	68.8%	80.5%	*	93.5%	-	87.5%	67.4%	64.9%	*
<b>TSI Criteria Graduates in English Language Arts (Annual Graduates)</b>													
2023-24	69.5%	71.1%	<b>80.1%</b>	80.0%	70.0%	82.5%	*	93.3%	-	73.3%	35.0%	61.8%	0.0%
2022-23	62.8%	63.7%	<b>82.9%</b>	85.7%	72.5%	85.3%	*	93.5%	-	87.5%	30.2%	54.1%	*
<b>TSI Criteria Graduates in Mathematics (Annual Graduates)</b>													
2023-24	63.2%	63.1%	<b>73.1%</b>	80.0%	60.0%	75.0%	*	90.0%	-	80.0%	25.0%	43.6%	16.7%
2022-23	54.3%	53.7%	<b>70.4%</b>	85.7%	57.8%	72.6%	*	87.1%	-	79.2%	20.9%	51.4%	*
<b>TSI Criteria Graduates in Both Subjects (Annual Graduates)</b>													
2023-24	57.4%	57.7%	<b>67.8%</b>	70.0%	54.4%	70.5%	*	86.7%	-	60.0%	17.5%	38.2%	0.0%
2022-23	48.4%	48.4%	<b>66.7%</b>	71.4%	53.2%	69.1%	*	83.9%	-	79.2%	16.3%	48.6%	*
<b>AP / IB Met Criteria in Any Subject (Annual Graduates)</b>													
2023-24	21.0%	24.3%	<b>40.0%</b>	30.0%	33.3%	38.7%	*	76.7%	-	40.0%	2.5%	20.0%	16.7%
2022-23	20.4%	23.3%	<b>40.2%</b>	28.6%	22.9%	42.0%	*	74.2%	-	58.3%	7.0%	24.3%	*
<b>Associate Degree (Annual Graduates)</b>													
2023-24	3.1%	3.1%	<b>3.0%</b>	0.0%	1.1%	3.4%	*	6.7%	-	0.0%	0.0%	1.8%	0.0%
2022-23	2.5%	2.7%	<b>1.0%</b>	0.0%	1.8%	1.0%	*	0.0%	-	0.0%	0.0%	0.0%	*
<b>Dual Course Credits in Any Subject (Annual Graduates)</b>													
2023-24	25.1%	24.0%	<b>45.2%</b>	30.0%	32.2%	49.7%	*	46.7%	-	46.7%	12.5%	25.5%	0.0%
2022-23	23.6%	21.5%	<b>40.0%</b>	14.3%	33.9%	43.3%	*	32.3%	-	41.7%	14.0%	16.2%	*
<b>Onramps Course Credits (Annual Graduates)</b>													
2023-24	5.7%	5.0%	<b>0.0%</b>	0.0%	0.0%	0.0%	*	0.0%	-	0.0%	0.0%	0.0%	0.0%
2022-23	4.8%	3.4%	<b>0.0%</b>	0.0%	0.0%	0.0%	*	0.0%	-	0.0%	0.0%	0.0%	*
<b>Graduates Under an Advanced Diploma Plan and Identified as a Current Special Education Student (Annual Graduates)</b>													
2023-24	6.0%	5.2%	<b>5.5%</b>	0.0%	6.7%	5.5%	*	3.3%	-	6.7%	60.0%	7.3%	16.7%
2022-23	5.6%	5.1%	<b>5.6%</b>	0.0%	6.4%	5.5%	*	3.2%	-	8.3%	62.8%	13.5%	*
<b>Career / Military Ready Graduates</b>													
<b>Career or Military Ready (Annual Graduates)</b>													
2023-24	38.1%	34.6%	<b>13.9%</b>	0.0%	16.7%	14.4%	*	3.3%	-	20.0%	37.5%	27.3%	0.0%

Texas Education Agency  
**2024-25 College, Career, and Military Readiness (CCMR) (TAPR)**  
 FRIENDSWOOD ISD (084911) - GALVESTON COUNTY

Academic Year	State	Region 04	District	African American	Hispanic	White	American Indian	Asian	Pacific Islander	Two or More Races	Special Ed	Econ Disadv	EB/EL
2022-23	36.4%	32.7%	<b>16.9%</b>	14.3%	22.0%	16.0%	*	16.1%	-	8.3%	41.9%	16.2%	*
<b>Approved Industry-Based Certification (Annual Graduates)</b>													
2023-24	34.9%	32.0%	<b>10.0%</b>	0.0%	10.0%	10.6%	*	3.3%	-	20.0%	2.5%	14.5%	0.0%
2022-23	33.4%	30.2%	<b>12.7%</b>	14.3%	12.8%	12.7%	*	16.1%	-	8.3%	2.3%	5.4%	*
<b>Graduates with Level I or Level II Certificate (Annual Graduates)</b>													
2023-24	1.1%	0.7%	<b>0.2%</b>	0.0%	1.1%	0.0%	*	0.0%	-	0.0%	0.0%	0.0%	0.0%
2022-23	0.8%	0.5%	<b>0.6%</b>	0.0%	1.8%	0.3%	*	0.0%	-	0.0%	2.3%	2.7%	*
<b>Graduate with Completed IEP and Workforce Readiness (Annual Graduates)</b>													
2023-24	2.7%	2.3%	<b>3.2%</b>	0.0%	5.6%	3.1%	*	0.0%	-	0.0%	35.0%	12.7%	0.0%
2022-23	2.7%	2.4%	<b>3.5%</b>	0.0%	7.3%	2.9%	*	0.0%	-	0.0%	39.5%	8.1%	*
<b>U.S. Armed Forces Enlistment (Annual Graduates)</b>													
2023-24	0.7%	0.5%	<b>0.5%</b>	0.0%	0.0%	0.7%	*	0.0%	-	0.0%	0.0%	0.0%	0.0%
2022-23	0.6%	0.4%	<b>0.6%</b>	0.0%	1.8%	0.3%	*	0.0%	-	0.0%	0.0%	0.0%	*

- Indicates there are no students in the group.

\* Indicates results are masked due to small numbers to protect student confidentiality.

? Indicates that the data for this item were statistically improbable or were reported outside a reasonable range.

Texas Education Agency  
**2024-25 CCMR-Related Indicators (TAPR)**  
 FRIENDSWOOD ISD (084911) - GALVESTON COUNTY

	Academic Year	State	Region 04	District	African American	Hispanic	White	American Indian	Asian	Pacific Islander	Two or More Races	Special Ed	Econ Disadv	EB/EL
<b>TSIA Results (Graduates &gt;= Criterion) (Annual Graduates)</b>														
Reading	2023-24	20.1%	13.7%	<b>8.0%</b>	10.0%	10.0%	8.6%	*	0.0%	-	0.0%	5.0%	5.5%	0.0%
	2022-23	21.0%	14.3%	<b>6.7%</b>	0.0%	11.9%	5.9%	*	3.2%	-	0.0%	7.0%	2.7%	*
Mathematics	2023-24	21.3%	16.6%	<b>14.2%</b>	30.0%	15.6%	14.0%	*	6.7%	-	13.3%	5.0%	5.5%	16.7%
	2022-23	19.9%	15.4%	<b>11.0%</b>	28.6%	10.1%	12.1%	*	3.2%	-	8.3%	7.0%	2.7%	*
Both Subjects	2023-24	12.7%	8.1%	<b>5.7%</b>	10.0%	6.7%	6.2%	*	0.0%	-	0.0%	2.5%	0.0%	0.0%
	2022-23	12.5%	7.6%	<b>2.1%</b>	0.0%	3.7%	2.0%	*	0.0%	-	0.0%	0.0%	2.7%	*
<b>Completed and Received Credit for College Prep Courses (Annual Graduates)</b>														
English Language Arts	2023-24	26.6%	29.3%	<b>5.7%</b>	20.0%	7.8%	5.5%	*	0.0%	-	0.0%	7.5%	9.1%	0.0%
	2022-23	18.2%	17.8%	<b>3.8%</b>	0.0%	6.4%	3.3%	*	3.2%	-	0.0%	2.3%	2.7%	*
Mathematics	2023-24	29.5%	29.0%	<b>12.3%</b>	10.0%	16.7%	11.3%	*	3.3%	-	26.7%	12.5%	9.1%	0.0%
	2022-23	20.2%	18.1%	<b>3.8%</b>	0.0%	7.3%	3.3%	*	0.0%	-	0.0%	2.3%	13.5%	*
Both Subjects	2023-24	20.2%	20.5%	<b>3.2%</b>	0.0%	6.7%	2.7%	*	0.0%	-	0.0%	2.5%	1.8%	0.0%
	2022-23	12.5%	11.4%	<b>0.0%</b>	0.0%	0.0%	0.0%	*	0.0%	-	0.0%	0.0%	0.0%	*
<b>AP/IB-Results (Participation) (Grades 11-12)</b>														
All Subjects	2024	25.7%	28.0%	<b>33.5%</b>	26.3%	24.3%	32.1%	*	67.6%	*	48.6%	2.1%	15.8%	11.1%
	2023	24.2%	26.7%	<b>32.2%</b>	20.0%	19.8%	32.7%	*	69.4%	-	34.2%	3.2%	16.5%	16.7%
English Language Arts	2024	14.6%	15.4%	<b>13.3%</b>	5.3%	8.8%	11.3%	*	44.1%	*	17.1%	0.0%	2.6%	0.0%
	2023	13.8%	14.8%	<b>13.1%</b>	13.3%	7.1%	13.2%	*	37.1%	-	5.3%	0.0%	3.5%	0.0%
Mathematics	2024	9.6%	11.4%	<b>15.9%</b>	5.3%	9.9%	14.1%	*	45.6%	*	28.6%	1.0%	4.4%	0.0%
	2023	7.4%	9.0%	<b>11.4%</b>	6.7%	4.6%	11.9%	*	29.0%	-	13.2%	2.1%	9.4%	0.0%
Science	2024	10.9%	11.6%	<b>16.3%</b>	10.5%	12.7%	13.5%	*	47.1%	*	31.4%	1.0%	6.1%	0.0%
	2023	10.3%	11.6%	<b>13.9%</b>	6.7%	7.1%	13.7%	*	43.5%	-	7.9%	1.1%	9.4%	0.0%
Social Studies	2024	13.7%	15.2%	<b>26.2%</b>	15.8%	17.7%	25.2%	*	60.3%	*	31.4%	2.1%	11.4%	5.6%
	2023	13.1%	15.0%	<b>24.4%</b>	20.0%	11.2%	25.7%	*	58.1%	-	21.1%	3.2%	11.8%	0.0%
<b>AP/IB Results (Examinees &gt;= Criterion) (Grades 11-12)</b>														
All Subjects	2024	56.9%	59.2%	<b>89.1%</b>	60.0%	81.8%	90.0%	-	93.5%	-	94.1%	*	55.6%	*
	2023	53.3%	54.7%	<b>85.3%</b>	*	82.1%	86.6%	-	88.4%	-	76.9%	*	92.9%	*
English Language Arts	2024	48.8%	49.1%	<b>88.2%</b>	*	75.0%	87.8%	-	93.3%	-	100.0%	-	*	-
	2023	52.3%	52.4%	<b>90.2%</b>	*	92.9%	93.8%	-	87.0%	-	*	-	*	-
Mathematics	2024	53.4%	55.8%	<b>87.5%</b>	*	72.2%	88.0%	-	93.5%	-	100.0%	*	60.0%	-
	2023	50.1%	51.7%	<b>68.9%</b>	*	66.7%	68.5%	-	72.2%	-	80.0%	*	75.0%	-
Science	2024	46.1%	52.4%	<b>80.1%</b>	*	73.9%	78.4%	-	90.6%	-	81.8%	*	28.6%	-
	2023	44.8%	48.9%	<b>82.9%</b>	*	64.3%	82.1%	-	92.6%	-	*	*	87.5%	-

Texas Education Agency  
**2024-25 CCMR-Related Indicators (TAPR)**  
 FRIENDSWOOD ISD (084911) - GALVESTON COUNTY

	Academic Year	State	Region 04	District	African American	Hispanic	White	American Indian	Asian	Pacific Islander	Two or More Races	Special Ed	Econ Disadv	EB/EL
Social Studies	2024	56.8%	59.4%	<b>91.2%</b>	*	78.1%	92.7%	-	97.6%	-	90.9%	*	69.2%	*
	2023	42.0%	44.4%	<b>81.1%</b>	*	86.4%	81.6%	-	80.6%	-	75.0%	*	80.0%	-
<b>SAT/ACT Results (Annual Graduates)</b>														
Tested	2023-24	79.1%	86.6%	<b>95.0%</b>	90.0%	95.6%	94.2%	*	100.0%	-	100.0%	65.0%	87.0%	66.7%
	2022-23	79.3%	86.2%	<b>94.6%</b>	100.0%	88.1%	95.4%	*	100.0%	-	95.8%	62.8%	70.3%	*
At/Above Criterion for All Examinees	2023-24	28.8%	30.5%	<b>57.0%</b>	55.6%	37.2%	61.5%	*	83.3%	-	40.0%	19.2%	36.2%	*
	2022-23	28.9%	30.3%	<b>59.7%</b>	44.4%	45.8%	60.8%	*	84.4%	-	78.3%	14.8%	53.8%	-
<b>Average SAT Score (Annual Graduates)</b>														
All Subjects	2023-24	975	974	<b>1105</b>	1022	1008	1123	*	1268	-	1059	898	1009	*
	2022-23	978	976	<b>1125</b>	1079	1058	1129	1040	1261	-	1188	929	1039	-
English Language Arts and Writing	2023-24	496	493	<b>557</b>	519	510	569	*	622	-	517	458	511	*
	2022-23	497	494	<b>568</b>	541	533	573	530	620	-	589	466	530	-
Mathematics	2023-24	479	481	<b>547</b>	503	498	554	*	646	-	541	440	498	*
	2022-23	482	483	<b>557</b>	538	524	556	510	641	-	599	464	509	-
<b>Average ACT Score (Annual Graduates)</b>														
All Subjects	2023-24	19.3	19.8	<b>23.7</b>	*	23.1	24.1	-	*	-	*	*	*	-
	2022-23	19.2	20.3	<b>23.7</b>	21.3	23.1	23.6	-	26.4	-	23.8	27.0	23.5	-
English Language Arts	2023-24	19.0	19.5	<b>23.3</b>	*	22.3	23.8	-	*	-	*	*	*	-
	2022-23	18.8	20.1	<b>23.5</b>	20.3	23.3	23.4	-	26.5	-	23.5	27.3	24.0	-
Mathematics	2023-24	19.0	19.6	<b>23.7</b>	*	23.6	24.0	-	*	-	*	*	*	-
	2022-23	18.9	20.0	<b>23.5</b>	22.0	22.8	23.3	-	27.6	-	24.0	26.0	23.3	-
Science	2023-24	19.6	20.1	<b>23.9</b>	*	24.1	24.2	-	*	-	*	*	*	-
	2022-23	19.5	20.6	<b>23.8</b>	21.7	22.3	24.0	-	25.4	-	24.3	27.0	23.0	-

- Indicates there are no students in the group.
- \* Indicates results are masked due to small numbers to protect student confidentiality.
- ? Indicates that the data for this item were statistically improbable or were reported outside a reasonable range.
- n/a Indicates data reporting is not applicable for this group.

Texas Education Agency  
**2024-25 Other Postsecondary Indicators (TAPR)**  
 FRIENDSWOOD ISD (084911) - GALVESTON COUNTY

	Academic Year	State	Region 04	District	African American	Hispanic	White	American Indian	Asian	Pacific Islander	Two or More Races	Special Ed	Econ Disadv	EB/EL
<b>Advanced/Dual-Credit Course Completion (Grades 9-12)</b>														
Any Subject	2023-24	45.7%	46.4%	<b>58.0%</b>	64.7%	49.7%	57.7%	57.1%	80.4%	*	56.5%	21.5%	37.4%	25.9%
	2022-23	45.4%	45.5%	<b>58.8%</b>	61.3%	53.9%	57.3%	40.0%	82.9%	*	65.9%	24.1%	35.0%	15.2%
English Language Arts	2023-24	17.8%	20.1%	<b>23.8%</b>	14.7%	16.5%	25.2%	0.0%	35.7%	*	20.2%	1.1%	9.5%	3.7%
	2022-23	17.4%	19.5%	<b>22.4%</b>	9.7%	16.9%	23.4%	20.0%	33.6%	*	18.3%	2.1%	9.2%	0.0%
Mathematics	2023-24	19.4%	20.2%	<b>31.8%</b>	37.9%	24.2%	31.7%	0.0%	51.5%	*	35.0%	5.0%	17.6%	7.7%
	2022-23	19.5%	19.7%	<b>35.9%</b>	34.5%	27.4%	36.8%	40.0%	52.2%	*	34.7%	7.6%	17.2%	0.0%
Science	2023-24	21.9%	20.3%	<b>27.9%</b>	27.3%	24.6%	25.7%	14.3%	54.1%	*	30.4%	13.0%	21.8%	7.8%
	2022-23	21.5%	19.7%	<b>28.0%</b>	31.0%	27.5%	26.4%	20.0%	44.3%	*	28.9%	14.4%	19.3%	6.3%
Social Studies	2023-24	24.5%	25.9%	<b>38.2%</b>	35.7%	29.2%	36.4%	42.9%	75.4%	*	42.3%	2.5%	20.3%	6.3%
	2022-23	24.0%	24.6%	<b>41.3%</b>	28.6%	31.3%	40.9%	*	74.3%	*	42.9%	5.9%	17.6%	6.5%
<b>Graduates Enrolled in Texas Institution of Higher Education (TX IHE)</b>														
	2022-23	***	***	***	***	***	***	***	***	***	***	***	***	***
	2021-22	47.6%	48.7%	<b>65.2%</b>	75.0%	65.0%	64.0%	-	75.6%	100.0%	61.5%	30.0%	55.9%	25.0%
<b>Graduates in TX IHE Completing One Year Without Enrollment in a Developmental Education Course</b>														
	2022-23	***	***	***	***	***	***	***	***	***	***	***	***	***
	2021-22	53.6%	52.9%	<b>80.7%</b>	0.0%	71.1%	82.3%	-	93.3%	100.0%	75.0%	41.7%	72.2%	0.0%

- Indicates there are no students in the group.
- \* Indicates results are masked due to small numbers to protect student confidentiality.
- ? Indicates that the data for this item were statistically improbable or were reported outside a reasonable range.
- \*\*\* TX IHE data not yet available.

Texas Education Agency  
**2024-25 Student Information (TAPR)**  
 FRIENDSWOOD ISD (084911) - GALVESTON COUNTY

Student Information	Membership				Enrollment			
	District		State		District		State	
	Count	Percent	Count	Percent	Count	Percent	Count	Percent
<b>Total Students</b>	<b>6,162</b>	<b>100.0%</b>	<b>5,530,499</b>	<b>100.0%</b>	<b>6,194</b>	<b>100.0%</b>	<b>5,544,255</b>	<b>100.0%</b>
<b>Students by Grade</b>								
Early Childhood Education	25	0.4%	18,464	0.3%	53	0.9%	26,099	0.5%
Pre-Kindergarten	43	0.7%	249,407	4.5%	43	0.7%	249,875	4.5%
Pre-Kindergarten: 3-year Old	0	0.0%	43,727	0.8%	0	0.0%	43,914	0.8%
Pre-Kindergarten: 4-year Old	43	0.7%	205,680	3.7%	43	0.7%	205,961	3.7%
Kindergarten	326	5.3%	359,286	6.5%	327	5.3%	359,871	6.5%
Grade 1	369	6.0%	377,900	6.8%	369	6.0%	378,335	6.8%
Grade 2	385	6.2%	389,823	7.0%	386	6.2%	390,170	7.0%
Grade 3	509	8.3%	406,424	7.3%	509	8.2%	406,747	7.3%
Grade 4	448	7.3%	405,454	7.3%	448	7.2%	405,715	7.3%
Grade 5	515	8.4%	404,900	7.3%	515	8.3%	405,128	7.3%
Grade 6	483	7.8%	404,802	7.3%	483	7.8%	404,988	7.3%
Grade 7	546	8.9%	407,375	7.4%	547	8.8%	407,512	7.4%
Grade 8	500	8.1%	410,722	7.4%	500	8.1%	410,871	7.4%
Grade 9	526	8.5%	459,854	8.3%	526	8.5%	460,045	8.3%
Grade 10	488	7.9%	439,300	7.9%	488	7.9%	439,519	7.9%
Grade 11	491	8.0%	410,245	7.4%	491	7.9%	410,503	7.4%
Grade 12	508	8.2%	386,543	7.0%	509	8.2%	388,877	7.0%
<b>Ethnic Distribution</b>								
African American	116	1.9%	706,216	12.8%	119	1.9%	707,648	12.8%
Hispanic	1,323	21.5%	2,961,084	53.5%	1,329	21.5%	2,967,187	53.5%
White	3,969	64.4%	1,347,596	24.4%	3,988	64.4%	1,352,852	24.4%
American Indian	9	0.1%	18,175	0.3%	9	0.1%	18,224	0.3%
Asian	408	6.6%	307,983	5.6%	408	6.6%	308,431	5.6%
Pacific Islander	13	0.2%	8,729	0.2%	13	0.2%	8,744	0.2%
Two or More Races	324	5.3%	180,716	3.3%	328	5.3%	181,169	3.3%
<b>Sex</b>								
Female	3,088	50.1%	2,702,798	48.9%	3,095	50.0%	2,707,618	48.8%
Male	3,074	49.9%	2,827,701	51.1%	3,099	50.0%	2,836,637	51.2%
<b>Other Student Cohorts</b>								
Economically Disadvantaged	455	7.4%	3,346,090	60.5%	458	7.4%	3,349,612	60.4%
Non-Educationally Disadvantaged	5,707	92.6%	2,184,409	39.5%	5,736	92.6%	2,194,643	39.6%
Section 504 Students	660	10.7%	375,297	6.8%	660	10.7%	375,601	6.8%
EB Students/EL	216	3.5%	1,343,669	24.3%	216	3.5%	1,345,042	24.3%
Students w/ Disciplinary Placements (2023-24)	29	0.5%	122,515	2.1%				
Students w/ Dyslexia	701	11.4%	356,584	6.4%	701	11.3%	356,830	6.4%

Texas Education Agency  
**2024-25 Student Information (TAPR)**  
 FRIENDSWOOD ISD (084911) - GALVESTON COUNTY

Student Information	Membership				Enrollment			
	District		State		District		State	
	Count	Percent	Count	Percent	Count	Percent	Count	Percent
Foster Care	6	0.1%	11,656	0.2%	6	0.1%	11,713	0.2%
Homeless	0	0.0%	77,954	1.4%	0	0.0%	78,060	1.4%
Immigrant	36	0.6%	193,676	3.5%	36	0.6%	193,831	3.5%
Migrant	0	0.0%	13,377	0.2%	0	0.0%	13,426	0.2%
Title I	1,120	18.2%	3,683,060	66.6%	1,137	18.4%	3,689,382	66.5%
Military Connected	431	7.0%	229,259	4.1%	432	7.0%	229,370	4.1%
At-Risk	1,170	19.0%	2,960,262	53.5%	1,170	18.9%	2,963,913	53.5%
<b>Students by Instructional Program</b>								
Bilingual/ESL Education	206	3.3%	1,344,546	24.3%	206	3.3%	1,345,594	24.3%
Career and Technical Education	2,203	35.8%	1,531,679	27.7%	-	-	-	-
Career and Technical Education (9-12 grades only)	1,611	80.0%	1,254,694	74.0%	-	-	-	-
Gifted and Talented Education	576	9.3%	483,301	8.7%	576	9.3%	483,373	8.7%
Special Education	946	15.4%	846,876	15.3%	977	15.8%	856,651	15.5%
<b>Students with Disabilities by Type of Primary Disability</b>								
<b>Total Students with Disabilities</b>	<b>946</b>		<b>843,012</b>					
Students with Intellectual Disabilities	402	42.5%	407,120	48.3%				
Students with Physical Disabilities	177	18.7%	143,568	17.0%				
Students with Autism	212	22.4%	141,526	16.8%				
Students with Behavioral Disabilities	150	15.9%	137,182	16.3%				
Students with Non-Categorical Early Childhood	5	0.5%	13,616	1.6%				
<b>Mobility (2023-24)</b>								
<b>Total Mobile Students</b>	<b>229</b>	<b>3.9%</b>	<b>882,523</b>	<b>16.4%</b>				
African American	13	0.2%	180,657	3.3%				
Hispanic	63	1.1%	481,794	8.9%				
White	134	2.3%	157,650	2.9%				
American Indian	0	0.0%	3,546	0.1%				
Asian	7	0.1%	27,084	0.5%				
Pacific Islander	0	0.0%	1,905	0.0%				
Two or More Races	12	0.2%	29,887	0.6%				
Special Ed Students who are Mobile	45	4.8%	149,136	17.3%				
Count and Percent of EB Students/EL who are Mobile	9	4.3%	233,506	17.9%				
Count and Percent of Econ Dis Students who are Mobile	71	8.8%	645,101	19.0%				
<b>Student Attrition (2023-24)</b>								
<b>Total Student Attrition</b>	<b>295</b>	<b>6.4%</b>	<b>765,408</b>	<b>18.0%</b>				

Texas Education Agency  
**2024-25 Student Information (TAPR)**  
 FRIENDSWOOD ISD (084911) - GALVESTON COUNTY

Student Information	Non-Special Education Rates		Special Education Rates	
	District	State	District	State
<b>Retention Rates by Grade</b>				
Kindergarten	0.7%	1.3%	2.7%	3.6%
Grade 1	0.3%	1.9%	0.0%	3.0%
Grade 2	0.0%	1.1%	0.9%	1.4%
Grade 3	0.0%	0.6%	1.0%	0.6%
Grade 4	0.0%	0.4%	0.0%	0.4%
Grade 5	0.0%	0.3%	0.0%	0.4%
Grade 6	0.0%	0.3%	0.0%	0.4%
Grade 7	0.0%	0.4%	0.0%	0.5%
Grade 8	0.0%	0.4%	0.0%	0.5%
Grade 9	0.9%	7.3%	4.5%	11.0%

	District		State	
	Count	Percent	Count	Percent
<b>Data Quality</b>				
Underreported Students	0	0.0%	11,417	0.4%

Class Size Averages by Grade and Subject  
 (Derived from teacher responsibility records):

Class Size Information	District	State
<b>Elementary</b>		
Kindergarten	19.7	18.9
Grade 1	19.8	19.2
Grade 2	22.5	19.4
Grade 3	20.8	20.1
Grade 4	21.9	20.0
Grade 5	23.5	21.3
Grade 6	26.5	19.8
<b>Secondary</b>		
English/Language Arts	24.3	16.4
Foreign Languages	18.8	18.9
Mathematics	23.5	17.8
Science	24.6	18.9
Social Studies	24.3	18.9

Texas Education Agency  
**2024-25 Staff Information (TAPR)**  
 FRIENDSWOOD ISD (084911) - GALVESTON COUNTY

Staff Information	District		State	
	Count	Percent	Count	Percent
<b>Total Staff</b>	<b>760.4</b>	<b>100.0%</b>	<b>764,857.7</b>	<b>100.0%</b>
Professional Staff	511.8	67.3%	487,682.3	63.8%
Teachers	384.1	50.5%	369,689.2	48.3%
Professional Support	95.3	12.5%	82,751.4	10.8%
Campus Administration (School Leadership)	21.4	2.8%	25,687.5	3.4%
Central Administration	11.0	1.4%	9,554.2	1.2%
Educational Aides	75.6	9.9%	81,972.7	10.7%
Auxiliary Staff	173.0	22.8%	195,202.8	25.5%
<b>Librarians and Counselors (Headcount)</b>				
Full-time Librarians	5.0	n/a	4,125.0	n/a
Part-time Librarians	1.0	n/a	583.0	n/a
Full-time Counselors	15.0	n/a	13,704.0	n/a
Part-time Counselors	0.0	n/a	1,298.0	n/a
<b>Total Minority Staff</b>	<b>172.7</b>	<b>22.7%</b>	<b>423,307.3</b>	<b>55.3%</b>
<b>Teachers by Ethnicity</b>				
African American	4.0	1.0%	47,165.6	12.8%
Hispanic	39.8	10.4%	114,597.9	31.0%
White	329.0	85.6%	193,115.3	52.2%
American Indian	1.0	0.3%	1,235.8	0.3%
Asian	1.0	0.3%	8,295.0	2.2%
Pacific Islander	0.0	0.0%	466.9	0.1%
Two or More Races	9.4	2.4%	4,812.6	1.3%
<b>Teachers by Sex</b>				
Males	73.8	19.2%	90,958.2	24.6%
Females	310.4	80.8%	278,731.0	75.4%
<b>Teachers by Highest Degree Held</b>				
No Degree	0.0	0.0%	8,698.9	2.4%
Bachelors	270.6	70.4%	264,052.9	71.4%
Masters	111.6	29.0%	93,864.5	25.4%
Doctorate	2.0	0.5%	3,072.9	0.8%
<b>Teachers by Years of Experience</b>				
Beginning Teachers	12.0	3.1%	26,999.3	7.3%
1-5 Years Experience	80.7	21.0%	104,446.4	28.3%
6-10 Years Experience	79.2	20.6%	72,857.4	19.7%
11-20 Years Experience	133.9	34.9%	101,940.9	27.6%
21-30 Years Experience	59.5	15.5%	52,207.3	14.1%
Over 30 Years Experience	18.8	4.9%	11,237.9	3.0%
Number of Students per Teacher	16.0	n/a	15.0	n/a

Texas Education Agency  
**2024-25 Staff Information (TAPR)**  
 FRIENDSWOOD ISD (084911) - GALVESTON COUNTY

Staff Information	District	State
<b>Experience of Campus Leadership</b>		
Average Years Experience of Principals	8.9	6.0
Average Years Experience of Principals with District	6.9	5.1
Average Years Experience of Assistant Principals	8.6	5.1
Average Years Experience of Assistant Principals with District	8.2	4.3
Average Years Experience of Teachers	13.4	11.2
Average Years Experience of Teachers with District	7.5	7.0
<b>Average Teacher Salary by Years of Experience (regular duties only)</b>		
Beginning Teachers	\$62,470	\$55,689
1-5 Years Experience	\$61,459	\$59,266
6-10 Years Experience	\$63,628	\$62,607
11-20 Years Experience	\$67,136	\$66,353
21-30 Years Experience	\$72,745	\$70,976
Over 30 Years Experience	\$75,521	\$75,042
<b>Average Actual Salaries (regular duties only)</b>		
Teachers	\$66,352	\$63,751
Professional Support	\$73,677	\$75,909
Campus Administration (School Leadership)	\$94,986	\$88,786
Central Administration	\$127,287	\$118,447
Instructional Staff Percent	66.3%	64.8%
Turnover Rate for Teachers	16.1%	18.8%
<b>Staff Exclusions</b>		
Shared Services Arrangement Staff:		
Professional Staff	0.0	1,167.5
Educational Aides	0.0	197.4
Auxiliary Staff	0.0	398.6
Contracted Instructional Staff	0.0	1,637.7

Designation	District		State	
	Headcount	Average Payout	Headcount	Average Payout
<b>Teacher Incentive Allotment</b>				
Recognized	-	-	12,718	\$5,567
Exemplary	-	-	16,951	\$11,062
Master	-	-	10,103	\$20,910

Texas Education Agency  
**2024-25 Staff Information (TAPR)**  
 FRIENDSWOOD ISD (084911) - GALVESTON COUNTY

Program Information	District		State	
	Count	Percent	Count	Percent
<b>Teachers by Program (population served)</b>				
Bilingual/ESL Education	2.0	0.5%	23,158.4	6.3%
Career and Technical Education	27.8	7.2%	20,492.0	5.5%
Compensatory Education	2.7	0.7%	9,612.7	2.6%
Gifted and Talented Education	4.0	1.0%	5,840.0	1.6%
Regular Education	240.1	62.5%	255,127.2	69.0%
Special Education	59.3	15.4%	42,195.7	11.4%
Other	48.2	12.5%	13,272.1	3.6%

- Indicates there is no data for the item.

\* Indicates results are masked due to small numbers.

\*\* When only one student disability or assessment group is masked, then the second smallest student disability or assessment group is masked regardless of size.

n/a Indicates data reporting is not applicable for this group.

? Indicates that the data for this item were statistically improbable or were reported outside a reasonable range.

**Link to: [PEIMS Financial Standard Reports 2023-24 Financial Actual Report](#)**  
 (To open link in a new window, press the "Ctrl" key and click on the link.)

# **2024-25 Texas Academic Performance Report (TAPR)**

**District Name: FRIENDSWOOD ISD**

**Campus Name: WINDSONG EL**

**Campus Number: 084911104**

**2025 Campus Accountability Score: A**

**This page is intentionally blank.**

Texas Education Agency  
**2024-25 STAAR Performance (TAPR)**  
WINDSONG EL (084911104) - FRIENDSWOOD ISD - GALVESTON COUNTY

	School Year	State	District	Campus	African American	Hispanic	White	American Indian	Asian	Pacific Islander	Two or More Races	Special Ed (Current)	Special Ed (Former)	Continuously Enrolled	Non-Continuously Enrolled	Econ Disadv	EB / EL (Current & Monitored)
<b>STAAR Performance Rates by Tested Grade, Subject, and Performance Level</b>																	
<b>Grade 3 Reading</b>																	
At Approaches Grade Level or Above	2025	77%	92%	<b>92%</b>	*	89%	94%	-	100%	-	*	74%	*	91%	94%	86%	100%
	2024	74%	90%	<b>87%</b>	*	86%	86%	-	100%	-	*	74%	*	89%	80%	73%	100%
At Meets Grade Level or Above	2025	52%	75%	<b>71%</b>	*	63%	73%	-	86%	-	*	49%	*	72%	67%	43%	60%
	2024	48%	71%	<b>71%</b>	*	55%	74%	-	100%	-	*	47%	*	74%	64%	55%	100%
At Masters Grade Level	2025	23%	38%	<b>26%</b>	*	22%	26%	-	57%	-	*	11%	*	28%	17%	7%	20%
	2024	21%	38%	<b>37%</b>	*	32%	34%	-	60%	-	*	21%	*	42%	24%	27%	60%
<b>Grade 3 Mathematics</b>																	
At Approaches Grade Level or Above	2025	71%	90%	<b>93%</b>	*	93%	93%	-	100%	-	*	91%	*	94%	88%	85%	100%
	2024	70%	86%	<b>90%</b>	*	81%	92%	-	100%	-	*	70%	*	93%	84%	82%	100%
At Meets Grade Level or Above	2025	46%	69%	<b>63%</b>	*	44%	69%	-	71%	-	*	41%	*	66%	47%	31%	60%
	2024	42%	61%	<b>65%</b>	*	57%	64%	-	100%	-	*	50%	*	67%	60%	55%	80%
At Masters Grade Level	2025	19%	39%	<b>36%</b>	*	22%	38%	-	71%	-	*	15%	*	36%	35%	15%	20%
	2024	15%	30%	<b>35%</b>	*	19%	34%	-	67%	-	*	20%	*	37%	28%	18%	40%
<b>Grade 4 Reading</b>																	
At Approaches Grade Level or Above	2025	81%	94%	<b>95%</b>	*	83%	100%	-	*	-	*	75%	100%	98%	89%	83%	83%
	2024	81%	94%	<b>97%</b>	*	100%	95%	*	100%	-	100%	94%	*	95%	100%	100%	83%
At Meets Grade Level or Above	2025	54%	80%	<b>81%</b>	*	65%	84%	-	*	-	*	56%	80%	87%	67%	67%	83%
	2024	51%	76%	<b>79%</b>	*	76%	80%	*	67%	-	80%	52%	*	77%	84%	73%	67%
At Masters Grade Level	2025	24%	41%	<b>39%</b>	*	17%	43%	-	*	-	*	6%	0%	48%	19%	0%	17%
	2024	23%	39%	<b>35%</b>	*	29%	37%	*	50%	-	40%	10%	*	34%	38%	27%	17%
<b>Grade 4 Mathematics</b>																	
At Approaches Grade Level or Above	2025	69%	90%	<b>97%</b>	*	91%	98%	-	*	-	*	94%	100%	97%	96%	83%	100%
	2024	69%	91%	<b>91%</b>	*	88%	91%	*	86%	-	100%	77%	*	89%	95%	87%	83%
At Meets Grade Level or Above	2025	47%	75%	<b>75%</b>	*	52%	80%	-	*	-	*	50%	80%	79%	67%	67%	67%
	2024	46%	74%	<b>75%</b>	*	63%	74%	*	86%	-	100%	53%	*	73%	78%	80%	83%
At Masters Grade Level	2025	24%	47%	<b>44%</b>	*	30%	43%	-	*	-	*	13%	40%	48%	37%	33%	50%
	2024	21%	45%	<b>48%</b>	*	50%	46%	*	43%	-	80%	23%	*	41%	65%	33%	33%
<b>Grade 5 Reading</b>																	

Texas Education Agency  
**2024-25 STAAR Performance (TAPR)**  
WINDSONG EL (084911104) - FRIENDSWOOD ISD - GALVESTON COUNTY

	School Year	State	District	Campus	African American	Hispanic	White	American Indian	Asian	Pacific Islander	Two or More Races	Special Ed (Current)	Special Ed (Former)	Continuously Enrolled	Non-Continuously Enrolled	Econ Disadv	EB / EL (Current & Monitored)
At Approaches Grade Level or Above	2025	77%	92%	<b>91%</b>	*	85%	92%	*	86%	-	100%	71%	100%	90%	94%	90%	83%
	2024	79%	94%	<b>94%</b>	*	88%	96%	-	100%	-	*	85%	100%	94%	95%	100%	86%
At Meets Grade Level or Above	2025	58%	81%	<b>81%</b>	*	85%	80%	*	71%	-	90%	44%	100%	80%	83%	90%	83%
	2024	55%	80%	<b>78%</b>	*	50%	86%	-	100%	-	*	50%	80%	85%	64%	58%	43%
At Masters Grade Level	2025	30%	48%	<b>47%</b>	*	45%	44%	*	71%	-	70%	9%	80%	48%	43%	30%	33%
	2024	29%	52%	<b>50%</b>	*	23%	55%	-	88%	-	*	10%	40%	57%	36%	37%	29%
<b>Grade 5 Mathematics</b>																	
At Approaches Grade Level or Above	2025	74%	92%	<b>88%</b>	*	85%	88%	*	86%	-	100%	71%	100%	87%	91%	70%	100%
	2024	77%	94%	<b>97%</b>	*	96%	96%	-	100%	-	*	90%	100%	98%	95%	95%	100%
At Meets Grade Level or Above	2025	47%	74%	<b>67%</b>	*	55%	64%	*	86%	-	100%	38%	80%	69%	60%	30%	83%
	2024	50%	81%	<b>81%</b>	*	73%	87%	-	88%	-	*	67%	100%	84%	76%	74%	86%
At Masters Grade Level	2025	22%	49%	<b>40%</b>	*	35%	34%	*	71%	-	80%	15%	60%	41%	37%	20%	33%
	2024	19%	44%	<b>48%</b>	*	31%	55%	-	63%	-	*	19%	40%	56%	32%	32%	43%
<b>Grade 5 Science</b>																	
At Approaches Grade Level or Above	2025	65%	81%	<b>65%</b>	*	55%	64%	*	71%	-	90%	41%	80%	64%	69%	50%	67%
	2024	58%	78%	<b>74%</b>	*	50%	81%	-	88%	-	*	38%	80%	80%	62%	45%	43%
At Meets Grade Level or Above	2025	31%	47%	<b>25%</b>	*	15%	26%	*	29%	-	20%	15%	40%	25%	23%	10%	0%
	2024	28%	50%	<b>46%</b>	*	19%	53%	-	63%	-	*	19%	40%	50%	36%	20%	29%
At Masters Grade Level	2025	12%	24%	<b>10%</b>	*	0%	11%	*	14%	-	10%	6%	20%	10%	9%	10%	0%
	2024	11%	23%	<b>22%</b>	*	12%	26%	-	13%	-	*	5%	40%	23%	21%	15%	0%
<b>All Grades All Subjects</b>																	
At Approaches Grade Level or Above	2025	75%	92%	<b>88%</b>	73%	84%	89%	*	91%	-	98%	72%	97%	88%	88%	78%	90%
	2024	75%	91%	<b>90%</b>	79%	83%	91%	*	96%	-	97%	77%	96%	91%	88%	83%	84%
At Meets Grade Level or Above	2025	50%	74%	<b>65%</b>	47%	54%	66%	*	74%	-	80%	40%	77%	67%	59%	45%	63%
	2024	48%	75%	<b>71%</b>	37%	55%	74%	*	85%	-	84%	49%	81%	73%	66%	58%	67%
At Masters Grade Level	2025	21%	40%	<b>34%</b>	27%	24%	33%	*	60%	-	57%	11%	39%	36%	28%	16%	25%
	2024	20%	38%	<b>40%</b>	21%	27%	42%	*	54%	-	62%	15%	52%	42%	35%	27%	30%
<b>All Grades ELA/Reading</b>																	
At Approaches Grade Level or Above	2025	76%	93%	<b>93%</b>	67%	86%	95%	*	94%	-	100%	73%	100%	93%	93%	87%	88%
	2024	76%	92%	<b>93%</b>	75%	91%	93%	*	100%	-	100%	86%	100%	93%	93%	93%	89%

Texas Education Agency  
**2024-25 STAAR Performance (TAPR)**  
WINDSONG EL (084911104) - FRIENDSWOOD ISD - GALVESTON COUNTY

	School Year	State	District	Campus	African American	Hispanic	White	American Indian	Asian	Pacific Islander	Two or More Races	Special Ed (Current)	Special Ed (Former)	Continuously Enrolled	Non-Continuously Enrolled	Econ Disadv	EB / EL (Current & Monitored)
At Meets Grade Level or Above	2025	54%	80%	<b>77%</b>	50%	70%	78%	*	83%	-	94%	48%	92%	78%	74%	63%	76%
	2024	54%	80%	<b>77%</b>	63%	58%	81%	*	89%	-	82%	50%	82%	79%	71%	62%	67%
At Masters Grade Level	2025	23%	41%	<b>37%</b>	17%	27%	37%	*	61%	-	71%	9%	38%	40%	29%	13%	24%
	2024	22%	42%	<b>41%</b>	25%	28%	43%	*	68%	-	53%	13%	45%	45%	34%	31%	33%
<b>All Grades Mathematics</b>																	
At Approaches Grade Level or Above	2025	72%	92%	<b>92%</b>	83%	90%	92%	*	94%	-	100%	83%	100%	92%	92%	79%	100%
	2024	72%	92%	<b>93%</b>	88%	89%	93%	*	95%	-	100%	79%	100%	93%	92%	89%	94%
At Meets Grade Level or Above	2025	45%	73%	<b>68%</b>	50%	50%	70%	*	83%	-	100%	42%	77%	70%	59%	38%	71%
	2024	43%	73%	<b>75%</b>	25%	65%	76%	*	90%	-	88%	56%	100%	75%	73%	71%	83%
At Masters Grade Level	2025	20%	42%	<b>40%</b>	33%	29%	38%	*	78%	-	71%	14%	46%	40%	37%	21%	35%
	2024	17%	37%	<b>45%</b>	25%	32%	46%	*	57%	-	71%	21%	64%	45%	43%	29%	39%
<b>All Grades Science</b>																	
At Approaches Grade Level or Above	2025	78%	90%	<b>65%</b>	*	55%	64%	*	71%	-	90%	41%	80%	64%	69%	50%	67%
	2024	75%	89%	<b>74%</b>	*	50%	81%	-	88%	-	*	38%	80%	80%	62%	45%	43%
At Meets Grade Level or Above	2025	47%	68%	<b>25%</b>	*	15%	26%	*	29%	-	20%	15%	40%	25%	23%	10%	0%
	2024	43%	68%	<b>46%</b>	*	19%	53%	-	63%	-	*	19%	40%	50%	36%	20%	29%
At Masters Grade Level	2025	17%	30%	<b>10%</b>	*	0%	11%	*	14%	-	10%	6%	20%	10%	9%	10%	0%
	2024	16%	31%	<b>22%</b>	*	12%	26%	-	13%	-	*	5%	40%	23%	21%	15%	0%
<b>STAAR Performance Rates by Enrolled Grade at Meets Grade Level or Above</b>																	
<b>3rd Graders</b>																	
Reading and Mathematics	2025	39%	62%	<b>58%</b>	*	37%	63%	-	71%	-	*	35%	*	60%	41%	23%	20%
	2024	35%	57%	<b>60%</b>	*	48%	60%	-	100%	-	*	42%	*	62%	54%	50%	80%
Reading and Mathematics Including EOC	2025	39%	62%	<b>58%</b>	*	37%	63%	-	71%	-	*	35%	*	60%	41%	23%	20%
	2024	35%	57%	<b>60%</b>	*	48%	60%	-	100%	-	*	42%	*	62%	54%	50%	80%
Reading Including EOC	2025	52%	75%	<b>71%</b>	*	63%	73%	-	86%	-	*	49%	*	72%	67%	43%	60%
	2024	48%	71%	<b>71%</b>	*	55%	74%	-	100%	-	*	47%	*	74%	64%	55%	100%
Math Including EOC	2025	46%	69%	<b>63%</b>	*	44%	69%	-	71%	-	*	41%	*	66%	47%	31%	60%
	2024	42%	61%	<b>65%</b>	*	57%	64%	-	100%	-	*	50%	*	67%	60%	55%	80%
<b>4th Graders</b>																	
Reading and Mathematics	2025	40%	70%	<b>74%</b>	*	52%	79%	-	*	-	*	50%	80%	79%	63%	67%	67%
	2024	38%	67%	<b>68%</b>	*	63%	68%	*	67%	-	80%	37%	*	64%	76%	64%	67%

Texas Education Agency  
**2024-25 STAAR Performance (TAPR)**  
WINDSONG EL (084911104) - FRIENDSWOOD ISD - GALVESTON COUNTY

	School Year	State	District	Campus	African American	Hispanic	White	American Indian	Asian	Pacific Islander	Two or More Races	Special Ed (Current)	Special Ed (Former)	Continuously Enrolled	Non-Continuously Enrolled	Econ Disadv	EB / EL (Current & Monitored)
Reading and Mathematics Including EOC	2025	40%	70%	<b>74%</b>	*	52%	79%	-	*	-	*	50%	80%	79%	63%	67%	67%
	2024	38%	67%	<b>68%</b>	*	63%	68%	*	67%	-	80%	37%	*	64%	76%	64%	67%
Reading Including EOC	2025	54%	80%	<b>81%</b>	*	65%	84%	-	*	-	*	56%	80%	87%	67%	67%	83%
	2024	51%	76%	<b>79%</b>	*	76%	80%	*	67%	-	80%	52%	*	77%	84%	73%	67%
Math Including EOC	2025	47%	75%	<b>75%</b>	*	52%	80%	-	*	-	*	50%	80%	79%	67%	67%	67%
	2024	46%	74%	<b>75%</b>	*	63%	74%	*	86%	-	100%	53%	*	73%	78%	80%	83%
<b>5th Graders</b>																	
Reading and Mathematics	2025	42%	69%	<b>63%</b>	*	55%	61%	*	71%	-	90%	29%	80%	65%	57%	30%	67%
	2024	42%	72%	<b>71%</b>	*	42%	82%	-	88%	-	*	40%	80%	77%	58%	50%	43%
Reading and Mathematics Including EOC	2025	42%	69%	<b>63%</b>	*	55%	61%	*	71%	-	90%	29%	80%	65%	57%	30%	67%
	2024	42%	72%	<b>71%</b>	*	42%	82%	-	88%	-	*	40%	80%	77%	58%	50%	43%
Reading Including EOC	2025	58%	81%	<b>81%</b>	*	85%	80%	*	71%	-	90%	44%	100%	80%	83%	90%	83%
	2024	55%	80%	<b>78%</b>	*	50%	86%	-	100%	-	*	50%	80%	85%	64%	58%	43%
Math Including EOC	2025	48%	74%	<b>67%</b>	*	55%	64%	*	86%	-	100%	38%	80%	69%	60%	30%	83%
	2024	51%	81%	<b>81%</b>	*	73%	87%	-	88%	-	*	67%	100%	84%	76%	74%	86%
<b>3rd - 8th Graders</b>																	
Reading and Mathematics	2025	38%	67%	<b>64%</b>	33%	47%	66%	*	78%	-	94%	36%	77%	66%	56%	34%	53%
	2024	36%	66%	<b>67%</b>	25%	49%	71%	*	84%	-	76%	39%	82%	68%	64%	55%	61%
Reading and Mathematics Including EOC	2025	40%	69%	<b>64%</b>	33%	47%	66%	*	78%	-	94%	36%	77%	66%	56%	34%	53%
	2024	38%	69%	<b>67%</b>	25%	49%	71%	*	84%	-	76%	39%	82%	68%	64%	55%	61%
Reading Including EOC	2025	55%	80%	<b>77%</b>	50%	70%	78%	*	83%	-	94%	48%	92%	78%	74%	63%	76%
	2024	54%	79%	<b>77%</b>	63%	58%	81%	*	89%	-	82%	50%	82%	79%	71%	62%	67%
Math Including EOC	2025	46%	75%	<b>68%</b>	50%	50%	70%	*	83%	-	100%	42%	77%	70%	59%	38%	71%
	2024	45%	74%	<b>75%</b>	25%	65%	76%	*	90%	-	88%	56%	100%	75%	73%	71%	83%

\* Indicates results are masked due to small numbers to protect student confidentiality.

- Indicates there are no students in the group.

Texas Education Agency  
**2024-25 STAAR Progress (TAPR)**  
WINDSONG EL (084911104) - FRIENDSWOOD ISD - GALVESTON COUNTY

	School Year	State	District	Campus	African American	Hispanic	White	American Indian	Asian	Pacific Islander	Two or More Races	Special Ed (Current)	Special Ed (Former)	Continuously Enrolled	Non-Continuously Enrolled	Econ Disadv	EB/EL (Current & Monitored)	G/T	
<b>School Progress - Annual Growth by Grade and Subject</b>																			
Grade 4 ELA/Reading	2025	70%	80%	<b>84%</b>	*	70%	91%	-	*	-	*	67%	80%	92%	64%	50%	50%	90%	
	2024	67%	76%	<b>83%</b>	*	82%	84%	*	92%	-	80%	87%	*	80%	91%	80%	75%	---	
Grade 4 Mathematics	2025	65%	84%	<b>87%</b>	*	76%	89%	-	*	-	*	80%	80%	85%	90%	83%	100%	100%	
	2024	60%	83%	<b>76%</b>	*	69%	75%	*	79%	-	100%	63%	*	73%	81%	73%	58%	---	
Grade 5 ELA/Reading	2025	69%	82%	<b>81%</b>	*	84%	80%	*	75%	-	90%	56%	80%	83%	76%	88%	83%	78%	
	2024	70%	80%	<b>82%</b>	*	68%	85%	-	100%	-	*	63%	90%	86%	71%	75%	100%	---	
Grade 5 Mathematics	2025	67%	79%	<b>71%</b>	*	64%	66%	*	93%	-	100%	60%	60%	74%	63%	38%	83%	67%	
	2024	65%	78%	<b>78%</b>	*	76%	80%	-	86%	-	*	76%	80%	78%	77%	76%	100%	---	
All Grades Both Subjects	2025	65%	76%	<b>80%</b>	63%	73%	80%	*	86%	-	96%	63%	75%	82%	73%	64%	79%	84%	
	2024	64%	76%	<b>80%</b>	50%	73%	81%	*	89%	-	87%	73%	86%	79%	80%	76%	83%	---	
All Grades ELA/Reading	2025	67%	76%	<b>82%</b>	*	76%	84%	*	75%	-	93%	60%	80%	87%	71%	71%	67%	84%	
	2024	67%	78%	<b>82%</b>	67%	74%	84%	*	96%	-	81%	77%	83%	83%	81%	77%	88%	---	
All Grades Mathematics	2025	64%	76%	<b>77%</b>	*	71%	76%	*	95%	-	100%	66%	70%	78%	75%	57%	92%	84%	
	2024	60%	74%	<b>77%</b>	33%	73%	78%	*	82%	-	92%	69%	89%	76%	79%	75%	79%	---	
<b>School Progress - Accelerated Learning by Grade and Subject</b>																			
Grade 4 ELA/Reading	2025	40%	51%	<b>80%</b>	-	*	100%	-	-	-	-	*	-	83%	*	*	*	-	
	2024	38%	51%	<b>67%</b>	-	*	50%	-	*	-	-	75%	-	57%	*	-	-	---	
Grade 4 Mathematics	2025	27%	53%	<b>75%</b>	-	80%	*	-	-	-	-	80%	-	*	80%	*	*	-	
	2024	26%	58%	<b>64%</b>	-	-	67%	*	*	-	-	67%	-	50%	*	*	*	---	
Grade 5 ELA/Reading	2025	25%	38%	<b>80%</b>	-	-	80%	-	-	-	-	*	-	*	*	-	*	-	
	2024	35%	46%	<b>57%</b>	-	40%	*	-	-	-	-	60%	-	40%	*	*	*	---	
Grade 5 Mathematics	2025	35%	48%	<b>46%</b>	*	*	38%	-	*	-	-	44%	-	44%	*	*	*	-	
	2024	41%	60%	<b>73%</b>	-	100%	40%	-	-	-	*	80%	-	*	71%	80%	*	---	
All Grades Both Subjects	2025	33%	48%	<b>67%</b>	*	73%	70%	-	*	-	-	59%	-	64%	71%	40%	*	-	
	2024	32%	46%	<b>66%</b>	-	75%	59%	*	*	-	*	71%	-	54%	86%	78%	*	---	
All Grades ELA/Reading	2025	31%	46%	<b>80%</b>	-	*	92%	-	-	-	-	63%	-	80%	80%	*	*	-	
	2024	30%	38%	<b>63%</b>	-	57%	63%	-	*	-	-	69%	-	50%	*	*	*	---	
All Grades Mathematics	2025	35%	50%	<b>57%</b>	*	88%	45%	-	*	-	-	57%	-	50%	67%	*	*	-	
	2024	35%	54%	<b>68%</b>	-	100%	57%	*	*	-	*	73%	-	58%	80%	71%	*	---	

\* Indicates results are masked due to small numbers to protect student confidentiality.  
- Indicates there are no students in the group.  
--- First reported in 2025.

Texas Education Agency  
**2024-25 Bilingual Education/English as a Second Language (Current EB Students/EL) (TAPR)**  
WINDSONG EL (084911104) - FRIENDSWOOD ISD - GALVESTON COUNTY

	School Year	State	District	Campus	Total Bilingual Education	BE-Trans Early Exit	BE-Trans Late Exit	BE-Dual Two-Way	BE-Dual One-Way	ALP Bilingual (Exception)	Total ESL	ESL Content-Based	ESL Pull-Out	ALP ESL (Waiver)	EB/EL with Parental Denial	Never EB/EL	Total EB/EL (Current)	Monitored & Former EB/EL
<b>STAAR Performance Rate by Subject and Performance Level</b>																		
<b>All Grades All Subjects</b>																		
At Approaches Grade Level or Above	2025	75%	92%	<b>88%</b>	-	-	-	-	-	-	83%	84%	*	-	-	88%	83%	100%
	2024	75%	91%	<b>90%</b>	-	-	-	-	-	-	76%	81%	*	*	-	90%	76%	100%
At Meets Grade Level or Above	2025	50%	74%	<b>65%</b>	-	-	-	-	-	-	48%	53%	*	-	-	65%	48%	82%
	2024	48%	75%	<b>71%</b>	-	-	-	-	-	-	52%	54%	*	*	-	71%	52%	100%
At Masters Grade Level	2025	21%	40%	<b>34%</b>	-	-	-	-	-	-	0%	0%	*	-	-	34%	0%	59%
	2024	20%	38%	<b>40%</b>	-	-	-	-	-	-	17%	19%	*	*	-	40%	17%	57%
<b>All Grades ELA/Reading</b>																		
At Approaches Grade Level or Above	2025	76%	93%	<b>93%</b>	-	-	-	-	-	-	80%	88%	*	-	-	93%	80%	100%
	2024	76%	92%	<b>93%</b>	-	-	-	-	-	-	83%	91%	*	*	-	93%	83%	100%
At Meets Grade Level or Above	2025	54%	80%	<b>77%</b>	-	-	-	-	-	-	60%	75%	*	-	-	77%	60%	100%
	2024	54%	80%	<b>77%</b>	-	-	-	-	-	-	50%	55%	*	*	-	77%	50%	100%
At Masters Grade Level	2025	23%	41%	<b>37%</b>	-	-	-	-	-	-	0%	0%	*	-	-	38%	0%	57%
	2024	22%	42%	<b>41%</b>	-	-	-	-	-	-	17%	18%	*	*	-	42%	17%	67%
<b>All Grades Mathematics</b>																		
At Approaches Grade Level or Above	2025	72%	92%	<b>92%</b>	-	-	-	-	-	-	100%	100%	*	-	-	92%	100%	100%
	2024	72%	92%	<b>93%</b>	-	-	-	-	-	-	92%	91%	*	*	-	93%	92%	100%
At Meets Grade Level or Above	2025	45%	73%	<b>68%</b>	-	-	-	-	-	-	50%	50%	*	-	-	68%	50%	100%
	2024	43%	73%	<b>75%</b>	-	-	-	-	-	-	75%	73%	*	*	-	74%	75%	100%

Texas Education Agency  
**2024-25 Bilingual Education/English as a Second Language (Current EB Students/EL) (TAPR)**  
WINDSONG EL (084911104) - FRIENDSWOOD ISD - GALVESTON COUNTY

	School Year	State	District	Campus	Total Bilingual Education	BE-Trans Early Exit	BE-Trans Late Exit	BE-Dual Two-Way	BE-Dual One-Way	ALP Bilingual (Exception)	Total ESL	ESL Content-Based	ESL Pull-Out	ALP ESL (Waiver)	EB/EL with Parental Denial	Never EB/EL	Total EB/EL (Current)	Monitored & Former EB/EL
At Masters Grade Level	2025	20%	42%	<b>40%</b>	-	-	-	-	-	-	0%	0%	*	-	-	40%	0%	86%
	2024	17%	37%	<b>45%</b>	-	-	-	-	-	-	25%	27%	*	*	-	45%	25%	67%
<b>All Grades Science</b>																		
At Approaches Grade Level or Above	2025	78%	90%	<b>65%</b>	-	-	-	-	-	-	*	*	-	-	-	65%	*	*
	2024	75%	89%	<b>74%</b>	-	-	-	-	-	-	20%	*	*	*	-	76%	20%	*
At Meets Grade Level or Above	2025	47%	68%	<b>25%</b>	-	-	-	-	-	-	*	*	-	-	-	26%	*	*
	2024	43%	68%	<b>46%</b>	-	-	-	-	-	-	0%	*	*	*	-	47%	0%	*
At Masters Grade Level	2025	17%	30%	<b>10%</b>	-	-	-	-	-	-	*	*	-	-	-	10%	*	*
	2024	16%	31%	<b>22%</b>	-	-	-	-	-	-	0%	*	*	*	-	24%	0%	*
<b>School Progress - Annual Growth</b>																		
All Grades Both Subjects	2025	65%	76%	<b>80%</b>	-	-	-	-	-	-	67%	70%	*	-	-	80%	67%	92%
	2024	64%	76%	<b>80%</b>	-	-	-	-	-	-	86%	83%	*	*	-	80%	86%	80%
All Grades ELA/Reading	2025	67%	76%	<b>82%</b>	-	-	-	-	-	-	50%	60%	*	-	-	83%	50%	83%
	2024	67%	78%	<b>82%</b>	-	-	-	-	-	-	79%	75%	*	*	-	82%	79%	100%
All Grades Mathematics	2025	64%	76%	<b>77%</b>	-	-	-	-	-	-	83%	80%	*	-	-	77%	83%	100%
	2024	60%	74%	<b>77%</b>	-	-	-	-	-	-	93%	92%	*	*	-	77%	93%	60%
<b>School Progress - Accelerated Learning</b>																		
All Grades Both Subjects	2025	33%	48%	<b>67%</b>	-	-	-	-	-	-	*	*	*	-	-	66%	*	-
	2024	32%	46%	<b>66%</b>	-	-	-	-	-	-	*	*	*	*	-	69%	*	-
All Grades ELA/Reading	2025	31%	46%	<b>80%</b>	-	-	-	-	-	-	*	*	*	-	-	85%	*	-
	2024	30%	38%	<b>63%</b>	-	-	-	-	-	-	*	-	*	-	-	67%	*	-
All Grades Mathematics	2025	35%	50%	<b>57%</b>	-	-	-	-	-	-	*	*	*	-	-	53%	*	-
	2024	35%	54%	<b>68%</b>	-	-	-	-	-	-	*	*	-	*	-	70%	*	-

\* Indicates results are masked due to small numbers to protect student confidentiality.

- Indicates there are no students in the group.

Blank cell indicates there are no data available in the group.

Texas Education Agency  
**2024-25 STAAR Participation (TAPR)**  
WINDSONG EL (084911104) - FRIENDSWOOD ISD - GALVESTON COUNTY

	State	District	Campus	African American	Hispanic	White	American Indian	Asian	Pacific Islander	Two or More Races	Special Ed (Current)	Special Ed (Former)	Continuously Enrolled	Non-Continuously Enrolled	Econ Disadv	EB / EL (Current & Monitored)
<b>2025 STAAR Participation (All Grades)</b>																
<b>All Tests</b>																
Assessment Participant	99%	99%	<b>100%</b>	100%	100%	100%	*	100%	-	100%	100%	100%	100%	100%	100%	100%
Included in Accountability	93%	98%	<b>97%</b>	100%	97%	98%	*	96%	-	100%	100%	94%	100%	92%	93%	95%
Not Included in Accountability: Mobile	4%	1%	<b>3%</b>	0%	3%	2%	*	4%	-	0%	0%	6%	0%	8%	7%	5%
Not Included in Accountability: Other Exclusions	2%	0%	<b>0%</b>	0%	0%	0%	*	0%	-	0%	0%	0%	0%	0%	0%	0%
Not Tested	1%	1%	<b>0%</b>	0%	0%	0%	*	0%	-	0%	0%	0%	0%	0%	0%	0%
Absent	1%	0%	<b>0%</b>	0%	0%	0%	*	0%	-	0%	0%	0%	0%	0%	0%	0%
Other	0%	0%	<b>0%</b>	0%	0%	0%	*	0%	-	0%	0%	0%	0%	0%	0%	0%
<b>Reading</b>																
Assessment Participant	99%	100%	<b>100%</b>	100%	100%	100%	*	100%	-	100%	100%	100%	100%	100%	100%	100%
Included in Accountability	91%	98%	<b>97%</b>	100%	97%	98%	*	95%	-	100%	100%	93%	100%	91%	94%	94%
Not Included in Accountability: Mobile	4%	1%	<b>3%</b>	0%	3%	2%	*	5%	-	0%	0%	7%	0%	9%	6%	6%
Not Included in Accountability: Other Exclusions	4%	0%	<b>0%</b>	0%	0%	0%	*	0%	-	0%	0%	0%	0%	0%	0%	0%
Not Tested	1%	0%	<b>0%</b>	0%	0%	0%	*	0%	-	0%	0%	0%	0%	0%	0%	0%
Absent	1%	0%	<b>0%</b>	0%	0%	0%	*	0%	-	0%	0%	0%	0%	0%	0%	0%
Other	0%	0%	<b>0%</b>	0%	0%	0%	*	0%	-	0%	0%	0%	0%	0%	0%	0%
<b>Mathematics</b>																
Assessment Participant	99%	99%	<b>100%</b>	100%	100%	100%	*	100%	-	100%	100%	100%	100%	100%	100%	100%
Included in Accountability	94%	98%	<b>97%</b>	100%	97%	98%	*	95%	-	100%	100%	93%	100%	91%	94%	94%
Not Included in Accountability: Mobile	4%	1%	<b>3%</b>	0%	3%	2%	*	5%	-	0%	0%	7%	0%	9%	6%	6%
Not Included in Accountability: Other Exclusions	1%	0%	<b>0%</b>	0%	0%	0%	*	0%	-	0%	0%	0%	0%	0%	0%	0%
Not Tested	1%	1%	<b>0%</b>	0%	0%	0%	*	0%	-	0%	0%	0%	0%	0%	0%	0%
Absent	1%	0%	<b>0%</b>	0%	0%	0%	*	0%	-	0%	0%	0%	0%	0%	0%	0%
Other	0%	0%	<b>0%</b>	0%	0%	0%	*	0%	-	0%	0%	0%	0%	0%	0%	0%
<b>Science</b>																
Assessment Participant	99%	99%	<b>100%</b>	*	100%	100%	*	100%	-	100%	100%	100%	100%	100%	100%	100%
Included in Accountability	94%	98%	<b>98%</b>	*	95%	98%	*	100%	-	100%	100%	100%	99%	95%	91%	100%
Not Included in Accountability: Mobile	4%	1%	<b>2%</b>	*	5%	2%	*	0%	-	0%	0%	0%	1%	5%	9%	0%
Not Included in Accountability: Other Exclusions	1%	0%	<b>0%</b>	*	0%	0%	*	0%	-	0%	0%	0%	0%	0%	0%	0%
Not Tested	1%	1%	<b>0%</b>	*	0%	0%	*	0%	-	0%	0%	0%	0%	0%	0%	0%

Texas Education Agency  
**2024-25 STAAR Participation (TAPR)**  
WINDSONG EL (084911104) - FRIENDSWOOD ISD - GALVESTON COUNTY

	State	District	Campus	African American	Hispanic	White	American Indian	Asian	Pacific Islander	Two or More Races	Special Ed (Current)	Special Ed (Former)	Continuously Enrolled	Non-Continuously Enrolled	Econ Disadv	EB / EL (Current & Monitored)
Absent	1%	0%	0%	*	0%	0%	*	0%	-	0%	0%	0%	0%	0%	0%	0%
Other	0%	0%	0%	*	0%	0%	*	0%	-	0%	0%	0%	0%	0%	0%	0%
<b>2024 STAAR Participation (All Grades)</b>																
<b>All Tests</b>																
Assessment Participant	99%	99%	99%	100%	98%	99%	*	96%	-	100%	98%	100%	99%	98%	95%	98%
Included in Accountability	92%	98%	97%	100%	94%	98%	*	96%	-	100%	98%	84%	97%	97%	95%	96%
Not Included in Accountability: Mobile	4%	1%	1%	0%	3%	1%	*	0%	-	0%	0%	16%	2%	1%	0%	0%
Not Included in Accountability: Other Exclusions	2%	0%	0%	0%	1%	0%	*	0%	-	0%	0%	0%	0%	0%	0%	2%
Not Tested	1%	1%	1%	0%	2%	1%	*	4%	-	0%	2%	0%	1%	2%	5%	2%
Absent	1%	1%	1%	0%	2%	1%	*	4%	-	0%	2%	0%	1%	2%	5%	2%
Other	0%	0%	0%	0%	0%	0%	*	0%	-	0%	0%	0%	0%	0%	0%	0%
<b>Reading</b>																
Assessment Participant	99%	99%	99%	100%	100%	99%	*	90%	-	100%	97%	100%	98%	99%	94%	100%
Included in Accountability	91%	98%	97%	100%	96%	97%	*	90%	-	100%	97%	85%	97%	97%	94%	95%
Not Included in Accountability: Mobile	4%	1%	1%	0%	3%	1%	*	0%	-	0%	0%	15%	2%	1%	0%	0%
Not Included in Accountability: Other Exclusions	4%	1%	0%	0%	1%	0%	*	0%	-	0%	0%	0%	0%	1%	0%	5%
Not Tested	1%	1%	1%	0%	0%	1%	*	10%	-	0%	3%	0%	2%	1%	6%	0%
Absent	1%	1%	1%	0%	0%	1%	*	10%	-	0%	3%	0%	2%	1%	6%	0%
Other	0%	0%	0%	0%	0%	0%	*	0%	-	0%	0%	0%	0%	0%	0%	0%
<b>Mathematics</b>																
Assessment Participant	99%	99%	99%	100%	96%	99%	*	100%	-	100%	99%	100%	99%	97%	94%	95%
Included in Accountability	93%	98%	97%	100%	93%	98%	*	100%	-	100%	99%	85%	98%	96%	94%	95%
Not Included in Accountability: Mobile	5%	1%	1%	0%	3%	1%	*	0%	-	0%	0%	15%	2%	1%	0%	0%
Not Included in Accountability: Other Exclusions	1%	0%	0%	0%	0%	0%	*	0%	-	0%	0%	0%	0%	0%	0%	0%
Not Tested	1%	1%	1%	0%	4%	1%	*	0%	-	0%	1%	0%	1%	3%	6%	5%
Absent	1%	1%	1%	0%	4%	1%	*	0%	-	0%	1%	0%	1%	3%	6%	5%
Other	0%	0%	0%	0%	0%	0%	*	0%	-	0%	0%	0%	0%	0%	0%	0%
<b>Science</b>																
Assessment Participant	99%	99%	100%	*	100%	100%	-	100%	-	*	100%	100%	100%	100%	100%	100%
Included in Accountability	93%	97%	99%	*	96%	100%	-	100%	-	*	100%	83%	99%	100%	100%	100%
Not Included in Accountability: Mobile	4%	1%	1%	*	4%	0%	-	0%	-	*	0%	17%	1%	0%	0%	0%

Texas Education Agency  
**2024-25 STAAR Participation (TAPR)**  
WINDSONG EL (084911104) - FRIENDSWOOD ISD - GALVESTON COUNTY

	State	District	Campus	African American	Hispanic	White	American Indian	Asian	Pacific Islander	Two or More Races	Special Ed (Current)	Special Ed (Former)	Continuously Enrolled	Non-Continuously Enrolled	Econ Disadv	EB / EL (Current & Monitored)
Not Included in Accountability: Other Exclusions	1%	0%	0%	*	0%	0%	-	0%	-	*	0%	0%	0%	0%	0%	0%
Not Tested	1%	1%	0%	*	0%	0%	-	0%	-	*	0%	0%	0%	0%	0%	0%
Absent	1%	1%	0%	*	0%	0%	-	0%	-	*	0%	0%	0%	0%	0%	0%
Other	0%	0%	0%	*	0%	0%	-	0%	-	*	0%	0%	0%	0%	0%	0%

\* Indicates results are masked due to small numbers to protect student confidentiality.

- Indicates there are no students in the group.

Texas Education Agency  
**2024-25 Attendance, Graduation, and Dropout Rates (TAPR)**  
WINDSONG EL (084911104) - FRIENDSWOOD ISD - GALVESTON COUNTY

	State	District	Campus	African American	Hispanic	White	American Indian	Asian	Pacific Islander	Two or More Races	Special Ed	Econ Disadv	EB/EL
<b>Attendance Rate</b>													
2023-24	93.6%	94.6%	<b>95.6%</b>	97.3%	95.2%	95.5%	*	96.4%	-	97.1%	94.8%	94.8%	94.9%
2022-23	93.3%	94.2%	<b>95.4%</b>	96.6%	95.8%	95.1%	*	96.7%	*	94.9%	94.7%	93.4%	97.0%
<b>Chronic Absenteeism</b>													
2023-24	19.0%	11.7%	<b>6.7%</b>	7.1%	7.9%	6.9%	*	6.3%	-	0.0%	9.8%	10.3%	14.3%
2022-23	20.3%	13.1%	<b>5.7%</b>	0.0%	5.6%	6.0%	*	1.9%	*	10.0%	9.1%	16.0%	0.0%
<b>Annual Dropout Rate (Gr 7-8)</b>													
2023-24	0.7%	0.0%	-	-	-	-	-	-	-	-	-	-	-
2022-23	0.8%	0.0%	-	-	-	-	-	-	-	-	-	-	-
<b>Annual Dropout Rate (Gr 9-12)</b>													
2023-24	1.9%	0.0%	-	-	-	-	-	-	-	-	-	-	-
2022-23	2.0%	0.0%	-	-	-	-	-	-	-	-	-	-	-
<b>4-Year Longitudinal Rate (Gr 9-12)</b>													
<b>Class of 2024</b>													
Graduated	90.7%	99.3%	-	-	-	-	-	-	-	-	-	-	-
Received TxCHSE	0.3%	0.2%	-	-	-	-	-	-	-	-	-	-	-
Continued HS	3.1%	0.5%	-	-	-	-	-	-	-	-	-	-	-
Dropped Out	5.8%	0.0%	-	-	-	-	-	-	-	-	-	-	-
Graduates and TxCHSE	91.1%	99.5%	-	-	-	-	-	-	-	-	-	-	-
Graduates, TxCHSE, and Continuers	94.2%	100.0%	-	-	-	-	-	-	-	-	-	-	-
<b>Class of 2023</b>													
Graduated	90.3%	98.9%	-	-	-	-	-	-	-	-	-	-	-
Received TxCHSE	0.3%	0.0%	-	-	-	-	-	-	-	-	-	-	-
Continued HS	3.1%	1.1%	-	-	-	-	-	-	-	-	-	-	-
Dropped Out	6.3%	0.0%	-	-	-	-	-	-	-	-	-	-	-
Graduates and TxCHSE	90.6%	98.9%	-	-	-	-	-	-	-	-	-	-	-
Graduates, TxCHSE, and Continuers	93.7%	100.0%	-	-	-	-	-	-	-	-	-	-	-
<b>5-Year Extended Longitudinal Rate (Gr 9-12)</b>													
<b>Class of 2023</b>													
Graduated	92.1%	100.0%	-	-	-	-	-	-	-	-	-	-	-
Received TxCHSE	0.4%	0.0%	-	-	-	-	-	-	-	-	-	-	-
Continued HS	1.0%	0.0%	-	-	-	-	-	-	-	-	-	-	-
Dropped Out	6.5%	0.0%	-	-	-	-	-	-	-	-	-	-	-
Graduates and TxCHSE	92.6%	100.0%	-	-	-	-	-	-	-	-	-	-	-

Texas Education Agency  
**2024-25 Attendance, Graduation, and Dropout Rates (TAPR)**  
WINDSONG EL (084911104) - FRIENDSWOOD ISD - GALVESTON COUNTY

	State	District	Campus	African American	Hispanic	White	American Indian	Asian	Pacific Islander	Two or More Races	Special Ed	Econ Disadv	EB/EL
Graduates, TxCHSE, and Continuers	93.5%	100.0%	-	-	-	-	-	-	-	-	-	-	-
<b>Class of 2022</b>													
Graduated	91.8%	100.0%	-	-	-	-	-	-	-	-	-	-	-
Received TxCHSE	0.4%	0.0%	-	-	-	-	-	-	-	-	-	-	-
Continued HS	1.0%	0.0%	-	-	-	-	-	-	-	-	-	-	-
Dropped Out	6.8%	0.0%	-	-	-	-	-	-	-	-	-	-	-
Graduates and TxCHSE	92.2%	100.0%	-	-	-	-	-	-	-	-	-	-	-
Graduates, TxCHSE, and Continuers	93.2%	100.0%	-	-	-	-	-	-	-	-	-	-	-
<b>6-Year Extended Longitudinal Rate (Gr 9-12)</b>													
<b>Class of 2022</b>													
Graduated	92.2%	100.0%	-	-	-	-	-	-	-	-	-	-	-
Received TxCHSE	0.5%	0.0%	-	-	-	-	-	-	-	-	-	-	-
Continued HS	0.5%	0.0%	-	-	-	-	-	-	-	-	-	-	-
Dropped Out	6.8%	0.0%	-	-	-	-	-	-	-	-	-	-	-
Graduates and TxCHSE	92.7%	100.0%	-	-	-	-	-	-	-	-	-	-	-
Graduates, TxCHSE, and Continuers	93.2%	100.0%	-	-	-	-	-	-	-	-	-	-	-
<b>Class of 2021</b>													
Graduated	92.7%	99.8%	-	-	-	-	-	-	-	-	-	-	-
Received TxCHSE	0.5%	0.0%	-	-	-	-	-	-	-	-	-	-	-
Continued HS	0.5%	0.0%	-	-	-	-	-	-	-	-	-	-	-
Dropped Out	6.3%	0.2%	-	-	-	-	-	-	-	-	-	-	-
Graduates and TxCHSE	93.2%	99.8%	-	-	-	-	-	-	-	-	-	-	-
Graduates, TxCHSE, and Continuers	93.7%	99.8%	-	-	-	-	-	-	-	-	-	-	-
<b>4-Year Federal Graduation Rate Without Exclusions (Gr 9-12)</b>													
Class of 2024	90.7%	98.9%	-	-	-	-	-	-	-	-	-	-	-
Class of 2023	90.3%	99.0%	-	-	-	-	-	-	-	-	-	-	-
<b>RHSP/DAP Graduates (Longitudinal Rate)</b>													
Class of 2024	44.9%	-	-	-	-	-	-	-	-	-	-	-	-
Class of 2023	72.3%	-	-	-	-	-	-	-	-	-	-	-	-
<b>FHSP-E Graduates (Longitudinal Rate)</b>													
Class of 2024	11.0%	0.7%	-	-	-	-	-	-	-	-	-	-	-
Class of 2023	4.3%	0.0%	-	-	-	-	-	-	-	-	-	-	-
<b>FHSP-DLA Graduates (Longitudinal Rate)</b>													

Texas Education Agency  
**2024-25 Attendance, Graduation, and Dropout Rates (TAPR)**  
WINDSONG EL (084911104) - FRIENDSWOOD ISD - GALVESTON COUNTY

	State	District	Campus	African American	Hispanic	White	American Indian	Asian	Pacific Islander	Two or More Races	Special Ed	Econ Disadv	EB/EL
Class of 2024	78.5%	92.6%	-	-	-	-	-	-	-	-	-	-	-
Class of 2023	84.3%	94.3%	-	-	-	-	-	-	-	-	-	-	-
<b>Texas First-DLA Graduates (Longitudinal Rate)</b>													
Class of 2024	0.1%	0.5%	-	-	-	-	-	-	-	-	-	-	-
Class of 2023	0.0%	0.0%	-	-	-	-	-	-	-	-	-	-	-
<b>RHSP/DAP/FHSP-E/FHSP-DLA/Texas First-DLA Graduates (Longitudinal Rate)</b>													
Class of 2024	89.5%	93.3%	-	-	-	-	-	-	-	-	-	-	-
Class of 2023	88.6%	94.3%	-	-	-	-	-	-	-	-	-	-	-
<b>RHSP/DAP Graduates (Annual Rate)</b>													
2023-24	24.6%	-	-	-	-	-	-	-	-	-	-	-	-
2022-23	38.4%	-	-	-	-	-	-	-	-	-	-	-	-
<b>FHSP-E Graduates (Annual Rate)</b>													
2023-24	11.0%	0.7%	-	-	-	-	-	-	-	-	-	-	-
2022-23	4.4%	0.0%	-	-	-	-	-	-	-	-	-	-	-
<b>FHSP-DLA Graduates (Annual Rate)</b>													
2023-24	76.9%	92.4%	-	-	-	-	-	-	-	-	-	-	-
2022-23	82.5%	93.7%	-	-	-	-	-	-	-	-	-	-	-
<b>Texas First-DLA Graduates (Annual Rate)</b>													
2023-24	0.1%	0.7%	-	-	-	-	-	-	-	-	-	-	-
2022-23	0.1%	0.2%	-	-	-	-	-	-	-	-	-	-	-
<b>RHSP/DAP/FHSP-E/FHSP-DLA/Texas First-DLA Graduates (Annual Rate)</b>													
2023-24	87.8%	93.2%	-	-	-	-	-	-	-	-	-	-	-
2022-23	86.8%	93.8%	-	-	-	-	-	-	-	-	-	-	-

Texas Education Agency  
**2024-25 Graduation Profile (TAPR)**  
WINDSONG EL (084911104) - FRIENDSWOOD ISD - GALVESTON COUNTY

	Campus Count	Campus Percent	District Count	State Count
<b>Graduates (2023-24 Annual Graduates)</b>				
Total Graduates	-	-	438	382,023
<b>By Ethnicity:</b>				
African American	-	-	10	48,064
Hispanic	-	-	90	200,942
White	-	-	292	101,714
American Indian	-	-	1	1,231
Asian	-	-	30	19,746
Pacific Islander	-	-	0	606
Two or More Races	-	-	15	9,720
<b>By Graduation Type:</b>				
Minimum H.S. Program	-	-	0	309
Recommended H.S. Program/Distinguished Achievement Program	-	-	0	101
Foundation H.S. Program (No Endorsement)	-	-	30	46,183
Foundation H.S. Program (Endorsement)	-	-	3	42,042
Foundation H.S. Program (DLA)	-	-	402	293,032
Texas First Early H.S. Completion Program (Texas First-DLA)	-	-	3	356
Special Education Graduates	-	-	40	35,935
Economically Disadvantaged Graduates	-	-	55	211,984
Emergent Bilingual (EB)/English Learner (EL) Graduates	-	-	6	56,967
At-Risk Graduates	-	-	99	173,035
CTE Completers	-	-	114	127,800

**There is no data for this campus.**

**There is no data for this campus.**

**There is no data for this campus.**

Texas Education Agency  
**2024-25 Student Information (TAPR)**  
WINDSONG EL (084911104) - FRIENDSWOOD ISD - GALVESTON COUNTY

Student Information	Membership				Enrollment			
	Campus		District	State	Campus		District	State
	Count	Percent			Count	Percent		
<b>Total Students</b>	<b>602</b>	<b>100.0%</b>	<b>6,162</b>	<b>5,530,499</b>	<b>607</b>	<b>100.0%</b>	<b>6,194</b>	<b>5,544,255</b>
<b>Students by Grade</b>								
Kindergarten	77	12.8%	5.3%	6.5%	77	12.7%	5.3%	6.5%
Grade 1	90	15.0%	6.0%	6.8%	90	14.8%	6.0%	6.8%
Grade 2	99	16.4%	6.2%	7.0%	99	16.3%	6.2%	7.0%
Grade 3	121	20.1%	8.3%	7.3%	121	19.9%	8.2%	7.3%
Grade 4	89	14.8%	7.3%	7.3%	89	14.7%	7.2%	7.3%
Grade 5	126	20.9%	8.4%	7.3%	126	20.8%	8.3%	7.3%
<b>Ethnic Distribution</b>								
African American	15	2.5%	1.9%	12.8%	15	2.5%	1.9%	12.8%
Hispanic	138	22.9%	21.5%	53.5%	139	22.9%	21.5%	53.5%
White	378	62.8%	64.4%	24.4%	381	62.8%	64.4%	24.4%
American Indian	2	0.3%	0.1%	0.3%	2	0.3%	0.1%	0.3%
Asian	35	5.8%	6.6%	5.6%	35	5.8%	6.6%	5.6%
Pacific Islander	2	0.3%	0.2%	0.2%	2	0.3%	0.2%	0.2%
Two or More Races	32	5.3%	5.3%	3.3%	33	5.4%	5.3%	3.3%
<b>Sex</b>								
Female	308	51.2%	50.1%	48.9%	309	50.9%	50.0%	48.8%
Male	294	48.8%	49.9%	51.1%	298	49.1%	50.0%	51.2%
<b>Other Student Cohorts</b>								
Economically Disadvantaged	53	8.8%	7.4%	60.5%	53	8.7%	7.4%	60.4%
Non-Educationally Disadvantaged	549	91.2%	92.6%	39.5%	554	91.3%	92.6%	39.6%
Section 504 Students	23	3.8%	10.7%	6.8%	23	3.8%	10.7%	6.8%
EB Students/EL	21	3.5%	3.5%	24.3%	21	3.5%	3.5%	24.3%
Students w/ Disciplinary Placements (2023-24)	0	0.0%	0.5%	2.1%				
Students w/ Dyslexia	57	9.5%	11.4%	6.4%	57	9.4%	11.3%	6.4%
Foster Care	0	0.0%	0.1%	0.2%	0	0.0%	0.1%	0.2%
Homeless	0	0.0%	0.0%	1.4%	0	0.0%	0.0%	1.4%
Immigrant	2	0.3%	0.6%	3.5%	2	0.3%	0.6%	3.5%
Migrant	0	0.0%	0.0%	0.2%	0	0.0%	0.0%	0.2%
Title I	0	0.0%	18.2%	66.6%	0	0.0%	18.4%	66.5%
Military Connected	65	10.8%	7.0%	4.1%	65	10.7%	7.0%	4.1%
At-Risk	118	19.6%	19.0%	53.5%	118	19.4%	18.9%	53.5%
<b>Students by Instructional Program</b>								
Bilingual/ESL Education	21	3.5%	3.3%	24.3%	21	3.5%	3.3%	24.3%
Career and Technical Education	0	0.0%	35.8%	27.7%	-	-	-	-
Career and Technical Education (9-12 grades only)	0	0.0%	80.0%	74.0%	-	-	-	-

Texas Education Agency  
**2024-25 Student Information (TAPR)**  
WINDSONG EL (084911104) - FRIENDSWOOD ISD - GALVESTON COUNTY

Student Information	Membership				Enrollment			
	Campus		District	State	Campus		District	State
	Count	Percent			Count	Percent		
Gifted and Talented Education	48	8.0%	9.3%	8.7%	48	7.9%	9.3%	8.7%
Special Education	135	22.4%	15.4%	15.3%	140	23.1%	15.8%	15.5%
<b>Students with Disabilities by Type of Primary Disability</b>								
<b>Total Students with Disabilities</b>	<b>135</b>							
Students with Intellectual Disabilities	57	42.2%	42.5%	48.3%				
Students with Physical Disabilities	41	30.4%	18.7%	17.0%				
Students with Autism	26	19.3%	22.4%	16.8%				
Students with Behavioral Disabilities	**	**	15.9%	16.3%				
Students with Non-Categorical Early Childhood	*	*	0.5%	1.6%				
<b>Mobility (2023-24)</b>								
<b>Total Mobile Students</b>	<b>28</b>	<b>4.8%</b>	<b>3.9%</b>	<b>16.4%</b>				
African American	1	0.2%	0.2%	3.3%				
Hispanic	9	1.6%	1.1%	8.9%				
White	16	2.8%	2.3%	2.9%				
American Indian	0	0.0%	0.0%	0.1%				
Asian	0	0.0%	0.1%	0.5%				
Pacific Islander	0	0.0%	0.0%	0.0%				
Two or More Races	2	0.3%	0.2%	0.6%				
Special Ed Students who are Mobile	4	3.0%	4.8%	17.3%				
Count and Percent of EB Students/EL who are Mobile	1	4.8%	4.3%	17.9%				
Count and Percent of Econ Dis Students who are Mobile	10	9.9%	8.8%	19.0%				
<b>Student Attrition (2023-24)</b>								
<b>Total Student Attrition</b>	<b>51</b>	<b>9.7%</b>	<b>6.4%</b>	<b>18.0%</b>				

Student Information	Non-Special Education Rates			Special Education Rates		
	Campus	District	State	Campus	District	State
<b>Retention Rates by Grade</b>						
Kindergarten	0.0%	0.7%	1.3%	0.0%	2.7%	3.6%
Grade 1	0.0%	0.3%	1.9%	0.0%	0.0%	3.0%
Grade 2	0.0%	0.0%	1.1%	0.0%	0.9%	1.4%
Grade 3	0.0%	0.0%	0.6%	6.3%	1.0%	0.6%
Grade 4	0.0%	0.0%	0.4%	0.0%	0.0%	0.4%
Grade 5	0.0%	0.0%	0.3%	0.0%	0.0%	0.4%

Texas Education Agency  
**2024-25 Student Information (TAPR)**  
WINDSONG EL (084911104) - FRIENDSWOOD ISD - GALVESTON COUNTY

Class Size Averages by Grade and Subject  
(Derived from teacher responsibility records):

<b>Class Size Information</b>	<b>Campus</b>	<b>District</b>	<b>State</b>
<b>Elementary</b>			
Kindergarten	18.3	19.7	18.9
Grade 1	18.0	19.8	19.2
Grade 2	24.3	22.5	19.4
Grade 3	19.7	20.8	20.1
Grade 4	22.3	21.9	20.0
Grade 5	25.0	23.5	21.3

Texas Education Agency  
**2024-25 Staff Information (TAPR)**  
WINDSONG EL (084911104) - FRIENDSWOOD ISD - GALVESTON COUNTY

Staff Information	Campus		District	State
	Count/Average	Percent		
<b>Total Staff</b>	<b>58.8</b>	<b>100.0%</b>	<b>100.0%</b>	<b>100.0%</b>
Professional Staff	50.0	85.0%	67.3%	63.8%
Teachers	42.0	71.4%	50.5%	48.3%
Professional Support	6.0	10.2%	12.5%	10.8%
Campus Administration (School Leadership)	2.0	3.4%	2.8%	3.4%
Educational Aides	8.8	15.0%	9.9%	10.7%
<b>Librarians and Counselors (Headcount)</b>				
Full-time Librarians	1.0	n/a	5.0	4,125.0
Part-time Librarians	0.0	n/a	1.0	583.0
Full-time Counselors	1.0	n/a	15.0	13,704.0
Part-time Counselors	0.0	n/a	0.0	1,298.0
<b>Total Minority Staff</b>	<b>8.0</b>	<b>13.5%</b>	<b>22.7%</b>	<b>55.3%</b>
<b>Teachers by Ethnicity</b>				
African American	0.0	0.0%	1.0%	12.8%
Hispanic	5.0	11.9%	10.4%	31.0%
White	36.0	85.7%	85.6%	52.2%
American Indian	0.0	0.0%	0.3%	0.3%
Asian	0.0	0.0%	0.3%	2.2%
Pacific Islander	0.0	0.0%	0.0%	0.1%
Two or More Races	1.0	2.4%	2.4%	1.3%
<b>Teachers by Sex</b>				
Males	1.0	2.4%	19.2%	24.6%
Females	41.0	97.6%	80.8%	75.4%
<b>Teachers by Highest Degree Held</b>				
No Degree	0.0	0.0%	0.0%	2.4%
Bachelors	28.0	66.7%	70.4%	71.4%
Masters	14.0	33.3%	29.0%	25.4%
Doctorate	0.0	0.0%	0.5%	0.8%
<b>Teachers by Years of Experience</b>				
Beginning Teachers	3.0	7.1%	3.1%	7.3%
1-5 Years Experience	9.0	21.4%	21.0%	28.3%
6-10 Years Experience	8.0	19.0%	20.6%	19.7%
11-20 Years Experience	14.0	33.3%	34.9%	27.6%
21-30 Years Experience	5.0	11.9%	15.5%	14.1%
Over 30 Years Experience	3.0	7.1%	4.9%	3.0%
Number of Students per Teacher	14.3	n/a	16.0	15.0

Texas Education Agency  
**2024-25 Staff Information (TAPR)**  
WINDSONG EL (084911104) - FRIENDSWOOD ISD - GALVESTON COUNTY

Staff Information	Campus	District	State
<b>Experience of Campus Leadership</b>			
Average Years Experience of Principals	5.0	8.9	6.0
Average Years Experience of Principals with District	5.0	6.9	5.1
Average Years Experience of Assistant Principals	4.0	8.6	5.1
Average Years Experience of Assistant Principals with District	2.0	8.2	4.3
Average Years Experience of Teachers	13.1	13.4	11.2
Average Years Experience of Teachers with District	8.1	7.5	7.0
<b>Average Teacher Salary by Years of Experience (regular duties only)</b>			
Beginning Teachers	\$61,711	\$62,470	\$55,689
1-5 Years Experience	\$61,167	\$61,459	\$59,266
6-10 Years Experience	\$62,750	\$63,628	\$62,607
11-20 Years Experience	\$68,011	\$67,136	\$66,353
21-30 Years Experience	\$71,927	\$72,745	\$70,976
Over 30 Years Experience	\$78,628	\$75,521	\$75,042
<b>Average Actual Salaries (regular duties only)</b>			
Teachers	\$66,316	\$66,352	\$63,751
Professional Support	\$69,036	\$73,677	\$75,909
Campus Administration (School Leadership)	\$88,938	\$94,986	\$88,786
Instructional Staff Percent	n/a	66.3%	64.8%
Contracted Instructional Staff (not incl. above)	0.0	0.0	1,637.7

Program Information	Campus		District	State
	Count	Percent		
<b>Teachers by Program (population served)</b>				
Bilingual/ESL Education	0.0	0.0%	0.5%	6.3%
Career and Technical Education	0.0	0.0%	7.2%	5.5%
Compensatory Education	0.0	0.0%	0.7%	2.6%
Gifted and Talented Education	1.0	2.4%	1.0%	1.6%
Regular Education	32.4	77.2%	62.5%	69.0%
Special Education	8.6	20.4%	15.4%	11.4%
Other	0.0	0.0%	12.5%	3.6%

- Indicates there is no data for the item.
- \* Indicates results are masked due to small numbers.
- \*\* When only one student disability or assessment group is masked, then the second smallest student disability or assessment group is masked regardless of size.
- n/a Indicates data reporting is not applicable for this group.
- ? Indicates that the data for this item were statistically improbable or were reported outside a reasonable range.

Texas Education Agency  
**2024-25 Staff Information (TAPR)**  
WINDSONG EL (084911104) - FRIENDSWOOD ISD - GALVESTON COUNTY

Link to: [PEIMS Financial Standard Reports 2023-24 Financial Actual Report](#)  
(To open link in a new window, press the "Ctrl" key and click on the link.)

# **2024-25 Texas Academic Performance Report (TAPR)**

**District Name: FRIENDSWOOD ISD**

**Campus Name: ZUE S BALES INT**

**Campus Number: 084911103**

**2025 Campus Accountability Score: A**

**This page is intentionally blank.**

Texas Education Agency  
**2024-25 STAAR Performance (TAPR)**  
 ZUE S BALES INT (084911103) - FRIENDSWOOD ISD - GALVESTON COUNTY

	School Year	State	District	Campus	African American	Hispanic	White	American Indian	Asian	Pacific Islander	Two or More Races	Special Ed (Current)	Special Ed (Former)	Continuously Enrolled	Non-Continuously Enrolled	Econ Disadv	EB / EL (Current & Monitored)
<b>STAAR Performance Rates by Tested Grade, Subject, and Performance Level</b>																	
<b>Grade 3 Reading</b>																	
At Approaches Grade Level or Above	2025	77%	92%	<b>92%</b>	*	94%	91%	-	100%	-	85%	72%	91%	92%	87%	85%	93%
	2024	74%	90%	<b>92%</b>	67%	92%	93%	-	100%	*	83%	73%	100%	93%	88%	84%	88%
At Meets Grade Level or Above	2025	52%	75%	<b>77%</b>	*	72%	78%	-	88%	-	77%	40%	82%	77%	74%	58%	80%
	2024	48%	71%	<b>75%</b>	67%	72%	76%	-	80%	*	75%	32%	71%	76%	72%	63%	63%
At Masters Grade Level	2025	23%	38%	<b>40%</b>	*	30%	43%	-	50%	-	46%	12%	36%	42%	29%	12%	47%
	2024	21%	38%	<b>46%</b>	17%	50%	44%	-	40%	*	67%	8%	43%	47%	42%	42%	25%
<b>Grade 3 Mathematics</b>																	
At Approaches Grade Level or Above	2025	71%	90%	<b>86%</b>	*	82%	89%	-	88%	-	77%	67%	91%	86%	87%	76%	80%
	2024	70%	86%	<b>90%</b>	83%	89%	91%	-	80%	*	92%	68%	71%	90%	91%	82%	63%
At Meets Grade Level or Above	2025	46%	69%	<b>66%</b>	*	56%	71%	-	75%	-	62%	35%	73%	68%	58%	45%	53%
	2024	42%	61%	<b>69%</b>	67%	64%	72%	-	60%	*	58%	35%	43%	71%	63%	61%	50%
At Masters Grade Level	2025	19%	39%	<b>37%</b>	*	24%	40%	-	50%	-	54%	19%	27%	40%	23%	12%	33%
	2024	15%	30%	<b>37%</b>	33%	31%	39%	-	20%	*	42%	8%	29%	37%	35%	29%	25%
<b>Grade 4 Reading</b>																	
At Approaches Grade Level or Above	2025	81%	94%	<b>92%</b>	71%	89%	92%	-	100%	*	100%	71%	*	92%	90%	81%	78%
	2024	81%	94%	<b>92%</b>	*	90%	93%	-	89%	-	90%	79%	91%	93%	89%	84%	55%
At Meets Grade Level or Above	2025	54%	80%	<b>79%</b>	43%	83%	79%	-	100%	*	82%	42%	*	80%	76%	61%	67%
	2024	51%	76%	<b>73%</b>	*	62%	76%	-	78%	-	80%	40%	91%	75%	66%	63%	36%
At Masters Grade Level	2025	24%	41%	<b>41%</b>	29%	37%	43%	-	40%	*	36%	8%	*	45%	31%	19%	33%
	2024	23%	39%	<b>39%</b>	*	30%	44%	-	33%	-	40%	10%	45%	41%	34%	30%	9%
<b>Grade 4 Mathematics</b>																	
At Approaches Grade Level or Above	2025	69%	90%	<b>86%</b>	57%	77%	89%	-	100%	*	91%	56%	*	90%	76%	58%	67%
	2024	69%	91%	<b>91%</b>	*	90%	92%	-	89%	-	90%	75%	100%	91%	89%	82%	64%
At Meets Grade Level or Above	2025	47%	75%	<b>71%</b>	57%	63%	75%	-	80%	*	64%	38%	*	73%	67%	32%	44%
	2024	46%	74%	<b>76%</b>	*	62%	82%	-	89%	-	90%	50%	82%	79%	68%	63%	45%
At Masters Grade Level	2025	24%	47%	<b>45%</b>	29%	37%	50%	-	40%	*	36%	15%	*	50%	33%	19%	11%
	2024	21%	45%	<b>44%</b>	*	29%	50%	-	67%	-	50%	17%	45%	48%	34%	36%	18%
<b>Grade 5 Reading</b>																	

Texas Education Agency  
**2024-25 STAAR Performance (TAPR)**  
 ZUE S BALES INT (084911103) - FRIENDSWOOD ISD - GALVESTON COUNTY

	School Year	State	District	Campus	African American	Hispanic	White	American Indian	Asian	Pacific Islander	Two or More Races	Special Ed (Current)	Special Ed (Former)	Continuously Enrolled	Non-Continuously Enrolled	Econ Disadv	EB / EL (Current & Monitored)
At Approaches Grade Level or Above	2025	77%	92%	<b>91%</b>	*	88%	92%	-	100%	-	90%	65%	100%	92%	89%	85%	80%
	2024	79%	94%	<b>90%</b>	*	84%	92%	*	80%	*	80%	69%	91%	89%	91%	77%	63%
At Meets Grade Level or Above	2025	58%	81%	<b>79%</b>	*	71%	82%	-	67%	-	90%	45%	64%	82%	68%	72%	50%
	2024	55%	80%	<b>75%</b>	*	61%	79%	*	80%	*	60%	44%	73%	78%	66%	58%	38%
At Masters Grade Level	2025	30%	48%	<b>45%</b>	*	35%	48%	-	44%	-	50%	14%	29%	47%	39%	26%	10%
	2024	29%	52%	<b>46%</b>	*	50%	46%	*	60%	*	0%	18%	27%	47%	43%	29%	13%
<b>Grade 5 Mathematics</b>																	
At Approaches Grade Level or Above	2025	74%	92%	<b>91%</b>	*	88%	92%	-	100%	-	90%	73%	100%	93%	84%	85%	80%
	2024	77%	94%	<b>90%</b>	*	89%	89%	*	100%	*	100%	66%	91%	89%	91%	77%	88%
At Meets Grade Level or Above	2025	47%	74%	<b>75%</b>	*	66%	77%	-	89%	-	80%	49%	71%	78%	65%	65%	60%
	2024	50%	81%	<b>72%</b>	*	73%	70%	*	80%	*	100%	34%	64%	71%	76%	58%	75%
At Masters Grade Level	2025	22%	49%	<b>51%</b>	*	37%	57%	-	67%	-	50%	31%	29%	54%	42%	37%	20%
	2024	19%	44%	<b>37%</b>	*	38%	38%	*	60%	*	20%	13%	45%	38%	33%	19%	13%
<b>Grade 5 Science</b>																	
At Approaches Grade Level or Above	2025	65%	81%	<b>84%</b>	*	76%	86%	-	100%	-	80%	65%	93%	87%	74%	76%	60%
	2024	58%	78%	<b>80%</b>	*	73%	83%	*	80%	*	60%	54%	73%	81%	78%	52%	50%
At Meets Grade Level or Above	2025	31%	47%	<b>53%</b>	*	43%	58%	-	44%	-	50%	31%	50%	56%	46%	37%	20%
	2024	28%	50%	<b>50%</b>	*	51%	51%	*	40%	*	40%	26%	45%	50%	49%	29%	13%
At Masters Grade Level	2025	12%	24%	<b>27%</b>	*	16%	31%	-	33%	-	30%	10%	21%	28%	21%	9%	10%
	2024	11%	23%	<b>23%</b>	*	24%	24%	*	20%	*	0%	5%	27%	22%	24%	10%	0%
<b>Grade 7 Mathematics</b>																	
At Approaches Grade Level or Above	2025	55%	89%	-	-	-	-	-	-	-	-	-	-	-	-	-	-
	2024	56%	89%	*	-	-	*	-	-	-	-	-	-	-	*	-	-
At Meets Grade Level or Above	2025	33%	73%	-	-	-	-	-	-	-	-	-	-	-	-	-	-
	2024	34%	75%	*	-	-	*	-	-	-	-	-	-	-	*	-	-
At Masters Grade Level	2025	11%	36%	-	-	-	-	-	-	-	-	-	-	-	-	-	-
	2024	11%	31%	*	-	-	*	-	-	-	-	-	-	-	*	-	-
<b>All Grades All Subjects</b>																	
At Approaches Grade Level or Above	2025	75%	92%	<b>89%</b>	77%	85%	90%	-	98%	*	87%	67%	96%	90%	83%	79%	78%
	2024	75%	91%	<b>89%</b>	85%	87%	91%	*	88%	60%	86%	70%	88%	90%	88%	78%	66%

Texas Education Agency  
**2024-25 STAAR Performance (TAPR)**  
 ZUE S BALES INT (084911103) - FRIENDSWOOD ISD - GALVESTON COUNTY

	School Year	State	District	Campus	African American	Hispanic	White	American Indian	Asian	Pacific Islander	Two or More Races	Special Ed (Current)	Special Ed (Former)	Continuously Enrolled	Non-Continuously Enrolled	Econ Disadv	EB / EL (Current & Monitored)
At Meets Grade Level or Above	2025	50%	74%	<b>71%</b>	65%	63%	74%	-	75%	*	72%	40%	71%	73%	64%	54%	55%
	2024	48%	75%	<b>70%</b>	70%	63%	73%	*	74%	40%	73%	38%	68%	72%	66%	58%	45%
At Masters Grade Level	2025	21%	40%	<b>41%</b>	35%	30%	44%	-	47%	*	44%	16%	31%	43%	32%	20%	26%
	2024	20%	38%	<b>39%</b>	19%	35%	41%	*	44%	0%	39%	12%	38%	40%	35%	29%	15%
<b>All Grades ELA/Reading</b>																	
At Approaches Grade Level or Above	2025	76%	93%	<b>91%</b>	83%	90%	92%	-	100%	*	91%	69%	97%	92%	89%	84%	85%
	2024	76%	92%	<b>91%</b>	83%	89%	93%	*	89%	*	85%	74%	93%	92%	89%	83%	67%
At Meets Grade Level or Above	2025	54%	80%	<b>78%</b>	67%	74%	80%	-	82%	*	82%	42%	76%	80%	72%	65%	68%
	2024	54%	80%	<b>74%</b>	83%	64%	77%	*	79%	*	74%	39%	79%	76%	68%	62%	44%
At Masters Grade Level	2025	23%	41%	<b>42%</b>	42%	34%	45%	-	45%	*	44%	12%	31%	44%	34%	20%	32%
	2024	22%	42%	<b>43%</b>	25%	41%	45%	*	42%	*	44%	12%	38%	45%	39%	33%	15%
<b>All Grades Mathematics</b>																	
At Approaches Grade Level or Above	2025	72%	92%	<b>88%</b>	67%	84%	90%	-	95%	*	85%	66%	97%	90%	82%	75%	76%
	2024	72%	92%	<b>90%</b>	83%	89%	91%	*	89%	*	93%	70%	90%	90%	90%	81%	70%
At Meets Grade Level or Above	2025	45%	73%	<b>71%</b>	58%	62%	74%	-	82%	*	68%	40%	76%	73%	64%	50%	53%
	2024	43%	73%	<b>73%</b>	75%	66%	75%	*	79%	*	78%	41%	66%	74%	69%	61%	56%
At Masters Grade Level	2025	20%	42%	<b>45%</b>	33%	33%	49%	-	55%	*	47%	21%	34%	48%	34%	25%	24%
	2024	17%	37%	<b>40%</b>	17%	32%	43%	*	53%	*	41%	13%	41%	41%	34%	30%	19%
<b>All Grades Science</b>																	
At Approaches Grade Level or Above	2025	78%	90%	<b>84%</b>	*	76%	86%	-	100%	-	80%	65%	93%	87%	74%	76%	60%
	2024	75%	89%	<b>80%</b>	*	73%	83%	*	80%	*	60%	54%	73%	81%	78%	52%	50%
At Meets Grade Level or Above	2025	47%	68%	<b>53%</b>	*	43%	58%	-	44%	-	50%	31%	50%	56%	46%	37%	20%
	2024	43%	68%	<b>50%</b>	*	51%	51%	*	40%	*	40%	26%	45%	50%	49%	29%	13%
At Masters Grade Level	2025	17%	30%	<b>27%</b>	*	16%	31%	-	33%	-	30%	10%	21%	28%	21%	9%	10%
	2024	16%	31%	<b>23%</b>	*	24%	24%	*	20%	*	0%	5%	27%	22%	24%	10%	0%
<b>STAAR Performance Rates by Enrolled Grade at Meets Grade Level or Above</b>																	
<b>3rd Graders</b>																	
Reading and Mathematics	2025	39%	62%	<b>61%</b>	*	50%	65%	-	75%	-	54%	23%	73%	62%	55%	33%	53%
	2024	35%	57%	<b>65%</b>	67%	61%	67%	-	60%	*	58%	27%	43%	67%	58%	53%	50%
Reading and Mathematics Including EOC	2025	39%	62%	<b>61%</b>	*	50%	65%	-	75%	-	54%	23%	73%	62%	55%	33%	53%
	2024	35%	57%	<b>65%</b>	67%	61%	67%	-	60%	*	58%	27%	43%	67%	58%	53%	50%

Texas Education Agency  
**2024-25 STAAR Performance (TAPR)**  
 ZUE S BALES INT (084911103) - FRIENDSWOOD ISD - GALVESTON COUNTY

	School Year	State	District	Campus	African American	Hispanic	White	American Indian	Asian	Pacific Islander	Two or More Races	Special Ed (Current)	Special Ed (Former)	Continuously Enrolled	Non-Continuously Enrolled	Econ Disadv	EB / EL (Current & Monitored)
Reading Including EOC	2025	52%	75%	<b>77%</b>	*	72%	78%	-	88%	-	77%	40%	82%	77%	74%	58%	80%
	2024	48%	71%	<b>75%</b>	67%	72%	76%	-	80%	*	75%	32%	71%	76%	72%	63%	63%
Math Including EOC	2025	46%	69%	<b>66%</b>	*	56%	71%	-	75%	-	62%	35%	73%	68%	58%	45%	53%
	2024	42%	61%	<b>69%</b>	67%	64%	72%	-	60%	*	58%	35%	43%	71%	63%	61%	50%
<b>4th Graders</b>																	
Reading and Mathematics	2025	40%	70%	<b>67%</b>	43%	63%	70%	-	80%	*	55%	29%	*	68%	63%	32%	44%
	2024	38%	67%	<b>65%</b>	*	50%	71%	-	78%	-	80%	35%	82%	69%	55%	54%	27%
Reading and Mathematics Including EOC	2025	40%	70%	<b>67%</b>	43%	63%	70%	-	80%	*	55%	29%	*	68%	63%	32%	44%
	2024	38%	67%	<b>65%</b>	*	50%	71%	-	78%	-	80%	35%	82%	69%	55%	54%	27%
Reading Including EOC	2025	54%	80%	<b>79%</b>	43%	83%	79%	-	100%	*	82%	42%	*	80%	76%	61%	67%
	2024	51%	76%	<b>73%</b>	*	62%	76%	-	78%	-	80%	40%	91%	75%	66%	63%	36%
Math Including EOC	2025	47%	75%	<b>71%</b>	57%	63%	75%	-	80%	*	64%	38%	*	73%	67%	32%	44%
	2024	46%	74%	<b>76%</b>	*	62%	82%	-	89%	-	90%	50%	82%	79%	68%	63%	45%
<b>5th Graders</b>																	
Reading and Mathematics	2025	42%	69%	<b>69%</b>	*	57%	73%	-	67%	-	80%	41%	57%	73%	56%	59%	40%
	2024	42%	72%	<b>65%</b>	*	59%	66%	*	80%	*	60%	32%	55%	67%	59%	45%	38%
Reading and Mathematics Including EOC	2025	42%	69%	<b>69%</b>	*	57%	73%	-	67%	-	80%	41%	57%	73%	56%	59%	40%
	2024	42%	72%	<b>65%</b>	*	59%	66%	*	80%	*	60%	32%	55%	67%	59%	45%	38%
Reading Including EOC	2025	58%	81%	<b>79%</b>	*	71%	82%	-	67%	-	90%	45%	64%	82%	68%	72%	50%
	2024	55%	80%	<b>75%</b>	*	61%	79%	*	80%	*	60%	44%	73%	78%	66%	58%	38%
Math Including EOC	2025	48%	74%	<b>75%</b>	*	66%	77%	-	89%	-	80%	49%	71%	78%	65%	65%	60%
	2024	51%	81%	<b>72%</b>	*	73%	70%	*	80%	*	100%	34%	64%	71%	76%	58%	75%
<b>3rd - 8th Graders</b>																	
Reading and Mathematics	2025	38%	67%	<b>65%</b>	50%	56%	69%	-	73%	*	62%	31%	69%	67%	58%	44%	47%
	2024	36%	66%	<b>65%</b>	75%	55%	68%	*	74%	*	67%	31%	62%	68%	57%	51%	37%
Reading and Mathematics Including EOC	2025	40%	69%	<b>65%</b>	50%	56%	69%	-	73%	*	62%	31%	69%	67%	58%	44%	47%
	2024	38%	69%	<b>65%</b>	75%	55%	68%	*	74%	*	67%	31%	62%	68%	57%	51%	37%
Reading Including EOC	2025	55%	80%	<b>78%</b>	67%	74%	80%	-	82%	*	82%	42%	76%	80%	72%	65%	68%
	2024	54%	79%	<b>74%</b>	83%	64%	77%	*	79%	*	74%	39%	79%	76%	68%	62%	44%
Math Including EOC	2025	46%	75%	<b>71%</b>	58%	62%	74%	-	82%	*	68%	40%	76%	73%	64%	50%	53%
	2024	45%	74%	<b>73%</b>	75%	66%	75%	*	79%	*	78%	41%	66%	74%	69%	61%	56%

- \* Indicates results are masked due to small numbers to protect student confidentiality.
- Indicates there are no students in the group.

Texas Education Agency  
**2024-25 STAAR Progress (TAPR)**  
 ZUE S BALES INT (084911103) - FRIENDSWOOD ISD - GALVESTON COUNTY

	School Year	State	District	Campus	African American	Hispanic	White	American Indian	Asian	Pacific Islander	Two or More Races	Special Ed (Current)	Special Ed (Former)	Continuously Enrolled	Non-Continuously Enrolled	Econ Disadv	EB/EL (Current & Monitored)	G/T
<b>School Progress - Annual Growth by Grade and Subject</b>																		
Grade 4 ELA/Reading	2025	70%	80%	<b>73%</b>	50%	69%	77%	-	100%	*	55%	64%	*	75%	69%	65%	67%	100%
	2024	67%	76%	<b>68%</b>	*	67%	67%	-	78%	-	89%	53%	64%	70%	65%	68%	50%	---
Grade 4 Mathematics	2025	65%	84%	<b>77%</b>	50%	71%	80%	-	100%	*	77%	60%	*	79%	70%	42%	61%	94%
	2024	60%	83%	<b>84%</b>	*	86%	82%	-	100%	-	100%	72%	82%	84%	85%	81%	82%	---
Grade 5 ELA/Reading	2025	69%	82%	<b>80%</b>	*	76%	81%	-	81%	-	100%	64%	58%	82%	74%	76%	70%	100%
	2024	70%	80%	<b>74%</b>	*	70%	75%	*	100%	*	40%	65%	59%	74%	74%	68%	75%	---
Grade 5 Mathematics	2025	67%	79%	<b>78%</b>	*	75%	78%	-	88%	-	89%	56%	92%	81%	69%	70%	70%	100%
	2024	65%	78%	<b>75%</b>	*	76%	73%	*	80%	*	100%	69%	73%	73%	79%	69%	63%	---
Grade 7 Mathematics	2025	50%	69%	-	-	-	-	-	-	-	-	-	-	-	-	-	-	-
	2024	49%	59%	*	-	-	*	-	-	-	-	-	-	-	*	-	-	---
All Grades Both Subjects	2025	65%	76%	<b>78%</b>	61%	74%	79%	-	90%	*	79%	61%	75%	80%	71%	65%	67%	99%
	2024	64%	76%	<b>76%</b>	79%	75%	74%	*	89%	*	86%	64%	69%	75%	76%	72%	67%	---
All Grades ELA/Reading	2025	67%	76%	<b>77%</b>	61%	74%	79%	-	88%	*	75%	64%	56%	79%	72%	71%	68%	100%
	2024	67%	78%	<b>71%</b>	100%	68%	71%	*	86%	*	71%	58%	61%	72%	69%	68%	61%	---
All Grades Mathematics	2025	64%	76%	<b>78%</b>	61%	74%	79%	-	92%	*	83%	58%	94%	80%	70%	59%	66%	98%
	2024	60%	74%	<b>80%</b>	58%	82%	78%	*	93%	*	100%	71%	77%	79%	83%	77%	74%	---
<b>School Progress - Accelerated Learning by Grade and Subject</b>																		
Grade 4 ELA/Reading	2025	40%	51%	<b>41%</b>	*	*	33%	-	-	-	*	33%	-	45%	33%	50%	*	-
	2024	38%	51%	<b>47%</b>	-	50%	44%	-	-	-	-	44%	-	50%	40%	44%	*	---
Grade 4 Mathematics	2025	27%	53%	<b>29%</b>	*	17%	33%	-	*	-	-	24%	*	40%	0%	11%	*	-
	2024	26%	58%	<b>52%</b>	*	64%	38%	-	*	-	*	50%	-	42%	67%	33%	33%	---
Grade 5 ELA/Reading	2025	25%	38%	<b>38%</b>	-	40%	30%	-	*	-	-	29%	-	40%	33%	33%	*	-
	2024	35%	46%	<b>36%</b>	-	*	38%	-	*	*	*	40%	*	22%	60%	*	*	---
Grade 5 Mathematics	2025	35%	48%	<b>43%</b>	-	50%	33%	-	*	-	-	29%	-	33%	56%	43%	*	-
	2024	41%	60%	<b>48%</b>	-	50%	47%	-	-	*	*	33%	*	52%	*	40%	*	---
All Grades Both Subjects	2025	33%	48%	<b>37%</b>	20%	39%	33%	-	*	-	*	28%	*	40%	33%	34%	27%	-
	2024	32%	46%	<b>47%</b>	*	54%	43%	-	*	*	*	42%	*	45%	54%	37%	21%	---
All Grades ELA/Reading	2025	31%	46%	<b>39%</b>	*	44%	32%	-	*	-	*	31%	-	43%	33%	44%	*	-
	2024	30%	38%	<b>42%</b>	-	45%	41%	-	*	*	*	42%	*	38%	50%	38%	0%	---
All Grades Mathematics	2025	35%	50%	<b>36%</b>	*	36%	33%	-	*	-	-	26%	*	37%	33%	25%	29%	-
	2024	35%	54%	<b>50%</b>	*	58%	43%	-	*	*	*	41%	*	48%	56%	36%	38%	---

\* Indicates results are masked due to small numbers to protect student confidentiality.  
 - Indicates there are no students in the group.  
 --- First reported in 2025.

Texas Education Agency  
**2024-25 Bilingual Education/English as a Second Language (Current EB Students/EL) (TAPR)**  
 ZUE S BALES INT (084911103) - FRIENDSWOOD ISD - GALVESTON COUNTY

	School Year	State	District	Campus	Total Bilingual Education	BE-Trans Early Exit	BE-Trans Late Exit	BE-Dual Two-Way	BE-Dual One-Way	ALP Bilingual (Exception)	Total ESL	ESL Content-Based	ESL Pull-Out	ALP ESL (Waiver)	EB/EL with Parental Denial	Never EB/EL	Total EB/EL (Current)	Monitored & Former EB/EL
<b>STAAR Performance Rate by Subject and Performance Level</b>																		
<b>All Grades All Subjects</b>																		
At Approaches Grade Level or Above	2025	75%	92%	<b>89%</b>	-	-	-	-	-	-	68%	64%	88%	-	*	89%	69%	100%
	2024	75%	91%	<b>89%</b>	-	-	-	-	-	-	63%	63%	-	-	*	90%	64%	83%
At Meets Grade Level or Above	2025	50%	74%	<b>71%</b>	-	-	-	-	-	-	40%	36%	63%	-	*	72%	40%	91%
	2024	48%	75%	<b>70%</b>	-	-	-	-	-	-	43%	43%	-	-	*	71%	41%	83%
At Masters Grade Level	2025	21%	40%	<b>41%</b>	-	-	-	-	-	-	19%	18%	25%	-	*	42%	18%	43%
	2024	20%	38%	<b>39%</b>	-	-	-	-	-	-	13%	13%	-	-	*	40%	13%	33%
<b>All Grades ELA/Reading</b>																		
At Approaches Grade Level or Above	2025	76%	93%	<b>91%</b>	-	-	-	-	-	-	78%	74%	*	-	*	92%	79%	100%
	2024	76%	92%	<b>91%</b>	-	-	-	-	-	-	61%	61%	-	-	*	92%	63%	*
At Meets Grade Level or Above	2025	54%	80%	<b>78%</b>	-	-	-	-	-	-	52%	47%	*	-	*	79%	54%	100%
	2024	54%	80%	<b>74%</b>	-	-	-	-	-	-	39%	39%	-	-	*	75%	38%	*
At Masters Grade Level	2025	23%	41%	<b>42%</b>	-	-	-	-	-	-	22%	16%	*	-	*	43%	21%	60%
	2024	22%	42%	<b>43%</b>	-	-	-	-	-	-	13%	13%	-	-	*	44%	13%	*
<b>All Grades Mathematics</b>																		
At Approaches Grade Level or Above	2025	72%	92%	<b>88%</b>	-	-	-	-	-	-	65%	63%	*	-	*	89%	67%	100%
	2024	72%	92%	<b>90%</b>	-	-	-	-	-	-	70%	70%	-	-	*	91%	71%	*
At Meets Grade Level or Above	2025	45%	73%	<b>71%</b>	-	-	-	-	-	-	35%	32%	*	-	*	72%	33%	100%
	2024	43%	73%	<b>73%</b>	-	-	-	-	-	-	57%	57%	-	-	*	74%	54%	*

Texas Education Agency  
**2024-25 Bilingual Education/English as a Second Language (Current EB Students/EL) (TAPR)**  
 ZUE S BALES INT (084911103) - FRIENDSWOOD ISD - GALVESTON COUNTY

	School Year	State	District	Campus	Total Bilingual Education	BE-Trans Early Exit	BE-Trans Late Exit	BE-Dual Two-Way	BE-Dual One-Way	ALP Bilingual (Exception)	Total ESL	ESL Content-Based	ESL Pull-Out	ALP ESL (Waiver)	EB/EL with Parental Denial	Never EB/EL	Total EB/EL (Current)	Monitored & Former EB/EL	
At Masters Grade Level	2025	20%	42%	<b>45%</b>	-	-	-	-	-	-	17%	21%	*	-	*	46%	17%	40%	
	2024	17%	37%	<b>40%</b>	-	-	-	-	-	-	17%	17%	-	-	*	41%	17%	*	
<b>All Grades Science</b>																			
At Approaches Grade Level or Above	2025	78%	90%	<b>84%</b>	-	-	-	-	-	-	43%	43%	-	-	-	85%	43%	*	
	2024	75%	89%	<b>80%</b>	-	-	-	-	-	-	50%	50%	-	-	-	82%	50%	-	
At Meets Grade Level or Above	2025	47%	68%	<b>53%</b>	-	-	-	-	-	-	14%	14%	-	-	-	55%	14%	*	
	2024	43%	68%	<b>50%</b>	-	-	-	-	-	-	13%	13%	-	-	-	51%	13%	-	
At Masters Grade Level	2025	17%	30%	<b>27%</b>	-	-	-	-	-	-	14%	14%	-	-	-	27%	14%	*	
	2024	16%	31%	<b>23%</b>	-	-	-	-	-	-	0%	0%	-	-	-	24%	0%	-	
<b>School Progress - Annual Growth</b>																			
All Grades Both Subjects	2025	65%	76%	<b>78%</b>	-	-	-	-	-	-	67%	68%	67%	-	*	78%	70%	60%	
	2024	64%	76%	<b>76%</b>	-	-	-	-	-	-	63%	63%	-	-	-	76%	63%	*	
All Grades ELA/Reading	2025	67%	76%	<b>77%</b>	-	-	-	-	-	-	69%	70%	*	-	*	78%	71%	60%	
	2024	67%	78%	<b>71%</b>	-	-	-	-	-	-	56%	56%	-	-	-	72%	56%	*	
All Grades Mathematics	2025	64%	76%	<b>78%</b>	-	-	-	-	-	-	65%	65%	*	-	*	78%	68%	60%	
	2024	60%	74%	<b>80%</b>	-	-	-	-	-	-	71%	71%	-	-	-	80%	71%	*	
<b>School Progress - Accelerated Learning</b>																			
All Grades Both Subjects	2025	33%	48%	<b>37%</b>	-	-	-	-	-	-	20%	22%	*	-	-	39%	20%	*	
	2024	32%	46%	<b>47%</b>	-	-	-	-	-	-	21%	21%	-	-	-	52%	21%	-	
All Grades ELA/Reading	2025	31%	46%	<b>39%</b>	-	-	-	-	-	-	*	*	-	-	-	41%	*	-	
	2024	30%	38%	<b>42%</b>	-	-	-	-	-	-	0%	0%	-	-	-	52%	0%	-	
All Grades Mathematics	2025	35%	50%	<b>36%</b>	-	-	-	-	-	-	17%	20%	*	-	-	37%	17%	*	
	2024	35%	54%	<b>50%</b>	-	-	-	-	-	-	38%	38%	-	-	-	52%	38%	-	

- \* Indicates results are masked due to small numbers to protect student confidentiality.
  - Indicates there are no students in the group.
- Blank cell indicates there are no data available in the group.

Texas Education Agency  
**2024-25 STAAR Participation (TAPR)**  
 ZUE S BALES INT (084911103) - FRIENDSWOOD ISD - GALVESTON COUNTY

	State	District	Campus	African American	Hispanic	White	American Indian	Asian	Pacific Islander	Two or More Races	Special Ed (Current)	Special Ed (Former)	Continuously Enrolled	Non-Continuously Enrolled	Econ Disadv	EB / EL (Current & Monitored)
<b>2025 STAAR Participation (All Grades)</b>																
<b>All Tests</b>																
Assessment Participant	99%	99%	<b>100%</b>	100%	99%	100%	-	100%	*	100%	100%	100%	100%	100%	100%	100%
Included in Accountability	93%	98%	<b>98%</b>	100%	97%	99%	-	100%	*	100%	99%	92%	99%	97%	97%	98%
Not Included in Accountability: Mobile	4%	1%	<b>1%</b>	0%	2%	1%	-	0%	*	0%	0%	8%	1%	3%	3%	3%
Not Included in Accountability: Other Exclusions	2%	0%	<b>0%</b>	0%	1%	0%	-	0%	*	0%	1%	0%	0%	0%	0%	0%
Not Tested	1%	1%	<b>0%</b>	0%	1%	0%	-	0%	*	0%	0%	0%	0%	0%	0%	0%
Absent	1%	0%	<b>0%</b>	0%	0%	0%	-	0%	*	0%	0%	0%	0%	0%	0%	0%
Other	0%	0%	<b>0%</b>	0%	1%	0%	-	0%	*	0%	0%	0%	0%	0%	0%	0%
<b>Reading</b>																
Assessment Participant	99%	100%	<b>100%</b>	100%	99%	100%	-	100%	*	100%	100%	100%	100%	100%	100%	100%
Included in Accountability	91%	98%	<b>98%</b>	100%	97%	99%	-	100%	*	100%	99%	94%	99%	96%	97%	97%
Not Included in Accountability: Mobile	4%	1%	<b>1%</b>	0%	2%	1%	-	0%	*	0%	0%	6%	1%	4%	3%	3%
Not Included in Accountability: Other Exclusions	4%	0%	<b>0%</b>	0%	1%	0%	-	0%	*	0%	1%	0%	0%	0%	0%	0%
Not Tested	1%	0%	<b>0%</b>	0%	1%	0%	-	0%	*	0%	0%	0%	0%	0%	0%	0%
Absent	1%	0%	<b>0%</b>	0%	0%	0%	-	0%	*	0%	0%	0%	0%	0%	0%	0%
Other	0%	0%	<b>0%</b>	0%	1%	0%	-	0%	*	0%	0%	0%	0%	0%	0%	0%
<b>Mathematics</b>																
Assessment Participant	99%	99%	<b>100%</b>	100%	99%	100%	-	100%	*	100%	100%	100%	100%	100%	100%	100%
Included in Accountability	94%	98%	<b>98%</b>	100%	97%	99%	-	100%	*	100%	99%	94%	99%	96%	97%	97%
Not Included in Accountability: Mobile	4%	1%	<b>1%</b>	0%	2%	1%	-	0%	*	0%	0%	6%	1%	4%	3%	3%
Not Included in Accountability: Other Exclusions	1%	0%	<b>0%</b>	0%	1%	0%	-	0%	*	0%	1%	0%	0%	0%	0%	0%
Not Tested	1%	1%	<b>0%</b>	0%	1%	0%	-	0%	*	0%	0%	0%	0%	0%	0%	0%
Absent	1%	0%	<b>0%</b>	0%	0%	0%	-	0%	*	0%	0%	0%	0%	0%	0%	0%
Other	0%	0%	<b>0%</b>	0%	1%	0%	-	0%	*	0%	0%	0%	0%	0%	0%	0%
<b>Science</b>																
Assessment Participant	99%	99%	<b>100%</b>	*	100%	100%	-	100%	-	100%	100%	100%	100%	100%	100%	100%
Included in Accountability	94%	98%	<b>99%</b>	*	99%	100%	-	100%	-	100%	100%	88%	99%	97%	98%	100%
Not Included in Accountability: Mobile	4%	1%	<b>1%</b>	*	1%	0%	-	0%	-	0%	0%	13%	1%	3%	2%	0%
Not Included in Accountability: Other Exclusions	1%	0%	<b>0%</b>	*	0%	0%	-	0%	-	0%	0%	0%	0%	0%	0%	0%
Not Tested	1%	1%	<b>0%</b>	*	0%	0%	-	0%	-	0%	0%	0%	0%	0%	0%	0%

Texas Education Agency  
**2024-25 STAAR Participation (TAPR)**  
 ZUE S BALES INT (084911103) - FRIENDSWOOD ISD - GALVESTON COUNTY

	State	District	Campus	African American	Hispanic	White	American Indian	Asian	Pacific Islander	Two or More Races	Special Ed (Current)	Special Ed (Former)	Continuously Enrolled	Non-Continuously Enrolled	Econ Disadv	EB / EL (Current & Monitored)
Absent	1%	0%	0%	*	0%	0%	-	0%	-	0%	0%	0%	0%	0%	0%	0%
Other	0%	0%	0%	*	0%	0%	-	0%	-	0%	0%	0%	0%	0%	0%	0%
<b>2024 STAAR Participation (All Grades)</b>																
<b>All Tests</b>																
Assessment Participant	99%	99%	100%	100%	99%	100%	*	100%	100%	100%	99%	100%	100%	99%	100%	100%
Included in Accountability	92%	98%	98%	93%	97%	98%	*	100%	100%	95%	99%	100%	99%	95%	97%	94%
Not Included in Accountability: Mobile	4%	1%	2%	7%	2%	1%	*	0%	0%	5%	0%	0%	1%	5%	3%	6%
Not Included in Accountability: Other Exclusions	2%	0%	0%	0%	0%	0%	*	0%	0%	0%	0%	0%	0%	0%	0%	0%
Not Tested	1%	1%	0%	0%	1%	0%	*	0%	0%	0%	1%	0%	0%	1%	0%	0%
Absent	1%	1%	0%	0%	1%	0%	*	0%	0%	0%	1%	0%	0%	1%	0%	0%
Other	0%	0%	0%	0%	0%	0%	*	0%	0%	0%	0%	0%	0%	0%	0%	0%
<b>Reading</b>																
Assessment Participant	99%	99%	100%	100%	99%	100%	*	100%	*	100%	100%	100%	100%	100%	100%	100%
Included in Accountability	91%	98%	98%	92%	97%	99%	*	100%	*	96%	100%	100%	99%	96%	97%	93%
Not Included in Accountability: Mobile	4%	1%	2%	8%	2%	1%	*	0%	*	4%	0%	0%	1%	4%	3%	7%
Not Included in Accountability: Other Exclusions	4%	1%	0%	0%	0%	0%	*	0%	*	0%	0%	0%	0%	0%	0%	0%
Not Tested	1%	1%	0%	0%	1%	0%	*	0%	*	0%	0%	0%	0%	0%	0%	0%
Absent	1%	1%	0%	0%	1%	0%	*	0%	*	0%	0%	0%	0%	0%	0%	0%
Other	0%	0%	0%	0%	0%	0%	*	0%	*	0%	0%	0%	0%	0%	0%	0%
<b>Mathematics</b>																
Assessment Participant	99%	99%	100%	100%	99%	100%	*	100%	*	100%	98%	100%	100%	99%	99%	100%
Included in Accountability	93%	98%	98%	92%	97%	98%	*	100%	*	96%	98%	100%	99%	95%	96%	93%
Not Included in Accountability: Mobile	5%	1%	2%	8%	2%	1%	*	0%	*	4%	0%	0%	1%	4%	3%	7%
Not Included in Accountability: Other Exclusions	1%	0%	0%	0%	0%	0%	*	0%	*	0%	0%	0%	0%	0%	0%	0%
Not Tested	1%	1%	0%	0%	1%	0%	*	0%	*	0%	2%	0%	0%	1%	1%	0%
Absent	1%	1%	0%	0%	1%	0%	*	0%	*	0%	2%	0%	0%	1%	1%	0%
Other	0%	0%	0%	0%	0%	0%	*	0%	*	0%	0%	0%	0%	0%	0%	0%
<b>Science</b>																
Assessment Participant	99%	99%	99%	*	100%	99%	*	100%	*	100%	100%	100%	100%	96%	100%	100%
Included in Accountability	93%	97%	97%	*	98%	98%	*	100%	*	83%	100%	100%	100%	90%	100%	100%
Not Included in Accountability: Mobile	4%	1%	2%	*	2%	1%	*	0%	*	17%	0%	0%	0%	6%	0%	0%

Texas Education Agency  
**2024-25 STAAR Participation (TAPR)**  
 ZUE S BALES INT (084911103) - FRIENDSWOOD ISD - GALVESTON COUNTY

	State	District	Campus	African American	Hispanic	White	American Indian	Asian	Pacific Islander	Two or More Races	Special Ed (Current)	Special Ed (Former)	Continuously Enrolled	Non-Continuously Enrolled	Econ Disadv	EB / EL (Current & Monitored)
Not Included in Accountability: Other Exclusions	1%	0%	0%	*	0%	0%	*	0%	*	0%	0%	0%	0%	0%	0%	0%
Not Tested	1%	1%	1%	*	0%	1%	*	0%	*	0%	0%	0%	0%	4%	0%	0%
Absent	1%	1%	1%	*	0%	1%	*	0%	*	0%	0%	0%	0%	4%	0%	0%
Other	0%	0%	0%	*	0%	0%	*	0%	*	0%	0%	0%	0%	0%	0%	0%

\* Indicates results are masked due to small numbers to protect student confidentiality.

- Indicates there are no students in the group.

Texas Education Agency  
**2024-25 Attendance, Graduation, and Dropout Rates (TAPR)**  
 ZUE S BALES INT (084911103) - FRIENDSWOOD ISD - GALVESTON COUNTY

	State	District	Campus	African American	Hispanic	White	American Indian	Asian	Pacific Islander	Two or More Races	Special Ed	Econ Disadv	EB/EL
<b>Attendance Rate</b>													
2023-24	93.6%	94.6%	<b>95.1%</b>	95.5%	94.8%	95.2%	*	96.9%	*	94.6%	94.3%	94.2%	92.7%
2022-23	93.3%	94.2%	<b>94.9%</b>	95.5%	94.5%	95.0%	*	97.1%	*	92.4%	93.8%	93.6%	93.0%
<b>Chronic Absenteeism</b>													
2023-24	19.0%	11.7%	<b>8.1%</b>	7.7%	11.4%	6.9%	*	5.0%	*	10.3%	10.0%	14.6%	23.1%
2022-23	20.3%	13.1%	<b>9.6%</b>	11.1%	10.4%	8.9%	*	4.5%	*	20.0%	15.5%	16.5%	27.6%
<b>Annual Dropout Rate (Gr 7-8)</b>													
2023-24	0.7%	0.0%	-	-	-	-	-	-	-	-	-	-	-
2022-23	0.8%	0.0%	-	-	-	-	-	-	-	-	-	-	-
<b>Annual Dropout Rate (Gr 9-12)</b>													
2023-24	1.9%	0.0%	-	-	-	-	-	-	-	-	-	-	-
2022-23	2.0%	0.0%	-	-	-	-	-	-	-	-	-	-	-
<b>4-Year Longitudinal Rate (Gr 9-12)</b>													
<b>Class of 2024</b>													
Graduated	90.7%	99.3%	-	-	-	-	-	-	-	-	-	-	-
Received TxCHSE	0.3%	0.2%	-	-	-	-	-	-	-	-	-	-	-
Continued HS	3.1%	0.5%	-	-	-	-	-	-	-	-	-	-	-
Dropped Out	5.8%	0.0%	-	-	-	-	-	-	-	-	-	-	-
Graduates and TxCHSE	91.1%	99.5%	-	-	-	-	-	-	-	-	-	-	-
Graduates, TxCHSE, and Continuers	94.2%	100.0%	-	-	-	-	-	-	-	-	-	-	-
<b>Class of 2023</b>													
Graduated	90.3%	98.9%	-	-	-	-	-	-	-	-	-	-	-
Received TxCHSE	0.3%	0.0%	-	-	-	-	-	-	-	-	-	-	-
Continued HS	3.1%	1.1%	-	-	-	-	-	-	-	-	-	-	-
Dropped Out	6.3%	0.0%	-	-	-	-	-	-	-	-	-	-	-
Graduates and TxCHSE	90.6%	98.9%	-	-	-	-	-	-	-	-	-	-	-
Graduates, TxCHSE, and Continuers	93.7%	100.0%	-	-	-	-	-	-	-	-	-	-	-
<b>5-Year Extended Longitudinal Rate (Gr 9-12)</b>													
<b>Class of 2023</b>													
Graduated	92.1%	100.0%	-	-	-	-	-	-	-	-	-	-	-
Received TxCHSE	0.4%	0.0%	-	-	-	-	-	-	-	-	-	-	-
Continued HS	1.0%	0.0%	-	-	-	-	-	-	-	-	-	-	-
Dropped Out	6.5%	0.0%	-	-	-	-	-	-	-	-	-	-	-
Graduates and TxCHSE	92.6%	100.0%	-	-	-	-	-	-	-	-	-	-	-

Texas Education Agency  
**2024-25 Attendance, Graduation, and Dropout Rates (TAPR)**  
 ZUE S BALES INT (084911103) - FRIENDSWOOD ISD - GALVESTON COUNTY

	State	District	Campus	African American	Hispanic	White	American Indian	Asian	Pacific Islander	Two or More Races	Special Ed	Econ Disadv	EB/EL
Graduates, TxCHSE, and Continuers	93.5%	100.0%	-	-	-	-	-	-	-	-	-	-	-
<b>Class of 2022</b>													
Graduated	91.8%	100.0%	-	-	-	-	-	-	-	-	-	-	-
Received TxCHSE	0.4%	0.0%	-	-	-	-	-	-	-	-	-	-	-
Continued HS	1.0%	0.0%	-	-	-	-	-	-	-	-	-	-	-
Dropped Out	6.8%	0.0%	-	-	-	-	-	-	-	-	-	-	-
Graduates and TxCHSE	92.2%	100.0%	-	-	-	-	-	-	-	-	-	-	-
Graduates, TxCHSE, and Continuers	93.2%	100.0%	-	-	-	-	-	-	-	-	-	-	-
<b>6-Year Extended Longitudinal Rate (Gr 9-12)</b>													
<b>Class of 2022</b>													
Graduated	92.2%	100.0%	-	-	-	-	-	-	-	-	-	-	-
Received TxCHSE	0.5%	0.0%	-	-	-	-	-	-	-	-	-	-	-
Continued HS	0.5%	0.0%	-	-	-	-	-	-	-	-	-	-	-
Dropped Out	6.8%	0.0%	-	-	-	-	-	-	-	-	-	-	-
Graduates and TxCHSE	92.7%	100.0%	-	-	-	-	-	-	-	-	-	-	-
Graduates, TxCHSE, and Continuers	93.2%	100.0%	-	-	-	-	-	-	-	-	-	-	-
<b>Class of 2021</b>													
Graduated	92.7%	99.8%	-	-	-	-	-	-	-	-	-	-	-
Received TxCHSE	0.5%	0.0%	-	-	-	-	-	-	-	-	-	-	-
Continued HS	0.5%	0.0%	-	-	-	-	-	-	-	-	-	-	-
Dropped Out	6.3%	0.2%	-	-	-	-	-	-	-	-	-	-	-
Graduates and TxCHSE	93.2%	99.8%	-	-	-	-	-	-	-	-	-	-	-
Graduates, TxCHSE, and Continuers	93.7%	99.8%	-	-	-	-	-	-	-	-	-	-	-
<b>4-Year Federal Graduation Rate Without Exclusions (Gr 9-12)</b>													
Class of 2024	90.7%	98.9%	-	-	-	-	-	-	-	-	-	-	-
Class of 2023	90.3%	99.0%	-	-	-	-	-	-	-	-	-	-	-
<b>RHSP/DAP Graduates (Longitudinal Rate)</b>													
Class of 2024	44.9%	-	-	-	-	-	-	-	-	-	-	-	-
Class of 2023	72.3%	-	-	-	-	-	-	-	-	-	-	-	-
<b>FHSP-E Graduates (Longitudinal Rate)</b>													
Class of 2024	11.0%	0.7%	-	-	-	-	-	-	-	-	-	-	-
Class of 2023	4.3%	0.0%	-	-	-	-	-	-	-	-	-	-	-
<b>FHSP-DLA Graduates (Longitudinal Rate)</b>													

Texas Education Agency  
**2024-25 Attendance, Graduation, and Dropout Rates (TAPR)**  
 ZUE S BALES INT (084911103) - FRIENDSWOOD ISD - GALVESTON COUNTY

	State	District	Campus	African American	Hispanic	White	American Indian	Asian	Pacific Islander	Two or More Races	Special Ed	Econ Disadv	EB/EL
Class of 2024	78.5%	92.6%	-	-	-	-	-	-	-	-	-	-	-
Class of 2023	84.3%	94.3%	-	-	-	-	-	-	-	-	-	-	-
<b>Texas First-DLA Graduates (Longitudinal Rate)</b>													
Class of 2024	0.1%	0.5%	-	-	-	-	-	-	-	-	-	-	-
Class of 2023	0.0%	0.0%	-	-	-	-	-	-	-	-	-	-	-
<b>RHSP/DAP/FHSP-E/FHSP-DLA/Texas First-DLA Graduates (Longitudinal Rate)</b>													
Class of 2024	89.5%	93.3%	-	-	-	-	-	-	-	-	-	-	-
Class of 2023	88.6%	94.3%	-	-	-	-	-	-	-	-	-	-	-
<b>RHSP/DAP Graduates (Annual Rate)</b>													
2023-24	24.6%	-	-	-	-	-	-	-	-	-	-	-	-
2022-23	38.4%	-	-	-	-	-	-	-	-	-	-	-	-
<b>FHSP-E Graduates (Annual Rate)</b>													
2023-24	11.0%	0.7%	-	-	-	-	-	-	-	-	-	-	-
2022-23	4.4%	0.0%	-	-	-	-	-	-	-	-	-	-	-
<b>FHSP-DLA Graduates (Annual Rate)</b>													
2023-24	76.9%	92.4%	-	-	-	-	-	-	-	-	-	-	-
2022-23	82.5%	93.7%	-	-	-	-	-	-	-	-	-	-	-
<b>Texas First-DLA Graduates (Annual Rate)</b>													
2023-24	0.1%	0.7%	-	-	-	-	-	-	-	-	-	-	-
2022-23	0.1%	0.2%	-	-	-	-	-	-	-	-	-	-	-
<b>RHSP/DAP/FHSP-E/FHSP-DLA/Texas First-DLA Graduates (Annual Rate)</b>													
2023-24	87.8%	93.2%	-	-	-	-	-	-	-	-	-	-	-
2022-23	86.8%	93.8%	-	-	-	-	-	-	-	-	-	-	-

Texas Education Agency  
**2024-25 Graduation Profile (TAPR)**  
 ZUE S BALES INT (084911103) - FRIENDSWOOD ISD - GALVESTON COUNTY

	Campus Count	Campus Percent	District Count	State Count
<b>Graduates (2023-24 Annual Graduates)</b>				
Total Graduates	-	-	438	382,023
<b>By Ethnicity:</b>				
African American	-	-	10	48,064
Hispanic	-	-	90	200,942
White	-	-	292	101,714
American Indian	-	-	1	1,231
Asian	-	-	30	19,746
Pacific Islander	-	-	0	606
Two or More Races	-	-	15	9,720
<b>By Graduation Type:</b>				
Minimum H.S. Program	-	-	0	309
Recommended H.S. Program/Distinguished Achievement Program	-	-	0	101
Foundation H.S. Program (No Endorsement)	-	-	30	46,183
Foundation H.S. Program (Endorsement)	-	-	3	42,042
Foundation H.S. Program (DLA)	-	-	402	293,032
Texas First Early H.S. Completion Program (Texas First-DLA)	-	-	3	356
Special Education Graduates	-	-	40	35,935
Economically Disadvantaged Graduates	-	-	55	211,984
Emergent Bilingual (EB)/English Learner (EL) Graduates	-	-	6	56,967
At-Risk Graduates	-	-	99	173,035
CTE Completers	-	-	114	127,800

**There is no data for this campus.**

**There is no data for this campus.**

**There is no data for this campus.**

Texas Education Agency  
**2024-25 Student Information (TAPR)**  
ZUE S BALES INT (084911103) - FRIENDSWOOD ISD - GALVESTON COUNTY

Student Information	Membership				Enrollment			
	Campus		District	State	Campus		District	State
	Count	Percent			Count	Percent		
<b>Total Students</b>	<b>640</b>	<b>100.0%</b>	<b>6,162</b>	<b>5,530,499</b>	<b>640</b>	<b>100.0%</b>	<b>6,194</b>	<b>5,544,255</b>
<b>Students by Grade</b>								
Grade 3	217	33.9%	8.3%	7.3%	217	33.9%	8.2%	7.3%
Grade 4	182	28.4%	7.3%	7.3%	182	28.4%	7.2%	7.3%
Grade 5	241	37.7%	8.4%	7.3%	241	37.7%	8.3%	7.3%
<b>Ethnic Distribution</b>								
African American	13	2.0%	1.9%	12.8%	13	2.0%	1.9%	12.8%
Hispanic	157	24.5%	21.5%	53.5%	157	24.5%	21.5%	53.5%
White	410	64.1%	64.4%	24.4%	410	64.1%	64.4%	24.4%
American Indian	0	0.0%	0.1%	0.3%	0	0.0%	0.1%	0.3%
Asian	22	3.4%	6.6%	5.6%	22	3.4%	6.6%	5.6%
Pacific Islander	1	0.2%	0.2%	0.2%	1	0.2%	0.2%	0.2%
Two or More Races	37	5.8%	5.3%	3.3%	37	5.8%	5.3%	3.3%
<b>Sex</b>								
Female	301	47.0%	50.1%	48.9%	301	47.0%	50.0%	48.8%
Male	339	53.0%	49.9%	51.1%	339	53.0%	50.0%	51.2%
<b>Other Student Cohorts</b>								
Economically Disadvantaged	108	16.9%	7.4%	60.5%	108	16.9%	7.4%	60.4%
Non-Educationally Disadvantaged	532	83.1%	92.6%	39.5%	532	83.1%	92.6%	39.6%
Section 504 Students	31	4.8%	10.7%	6.8%	31	4.8%	10.7%	6.8%
EB Students/EL	25	3.9%	3.5%	24.3%	25	3.9%	3.5%	24.3%
Students w/ Disciplinary Placements (2023-24)	0	0.0%	0.5%	2.1%				
Students w/ Dyslexia	103	16.1%	11.4%	6.4%	103	16.1%	11.3%	6.4%
Foster Care	0	0.0%	0.1%	0.2%	0	0.0%	0.1%	0.2%
Homeless	0	0.0%	0.0%	1.4%	0	0.0%	0.0%	1.4%
Immigrant	3	0.5%	0.6%	3.5%	3	0.5%	0.6%	3.5%
Migrant	0	0.0%	0.0%	0.2%	0	0.0%	0.0%	0.2%
Title I	640	100.0%	18.2%	66.6%	640	100.0%	18.4%	66.5%
Military Connected	37	5.8%	7.0%	4.1%	37	5.8%	7.0%	4.1%
At-Risk	140	21.9%	19.0%	53.5%	140	21.9%	18.9%	53.5%
<b>Students by Instructional Program</b>								
Bilingual/ESL Education	24	3.8%	3.3%	24.3%	24	3.8%	3.3%	24.3%
Career and Technical Education	0	0.0%	35.8%	27.7%	-	-	-	-
Career and Technical Education (9-12 grades only)	0	0.0%	80.0%	74.0%	-	-	-	-
Gifted and Talented Education	79	12.3%	9.3%	8.7%	79	12.3%	9.3%	8.7%
Special Education	159	24.8%	15.4%	15.3%	159	24.8%	15.8%	15.5%
<b>Students with Disabilities by Type of Primary Disability</b>								

Texas Education Agency  
**2024-25 Student Information (TAPR)**  
 ZUE S BALES INT (084911103) - FRIENDSWOOD ISD - GALVESTON COUNTY

Student Information	Membership				Enrollment			
	Campus		District	State	Campus		District	State
	Count	Percent			Count	Percent		
<b>Total Students with Disabilities</b>	<b>159</b>							
Students with Intellectual Disabilities	84	52.8%	42.5%	48.3%				
Students with Physical Disabilities	27	17.0%	18.7%	17.0%				
Students with Autism	21	13.2%	22.4%	16.8%				
Students with Behavioral Disabilities	27	17.0%	15.9%	16.3%				
Students with Non-Categorical Early Childhood	0	0.0%	0.5%	1.6%				
<b>Mobility (2023-24)</b>								
<b>Total Mobile Students</b>	<b>32</b>	<b>5.0%</b>	<b>3.9%</b>	<b>16.4%</b>				
African American	1	0.2%	0.2%	3.3%				
Hispanic	9	1.4%	1.1%	8.9%				
White	19	3.0%	2.3%	2.9%				
American Indian	0	0.0%	0.0%	0.1%				
Asian	1	0.2%	0.1%	0.5%				
Pacific Islander	0	0.0%	0.0%	0.0%				
Two or More Races	2	0.3%	0.2%	0.6%				
Special Ed Students who are Mobile	1	0.7%	4.8%	17.3%				
Count and Percent of EB Students/EL who are Mobile	2	7.7%	4.3%	17.9%				
Count and Percent of Econ Dis Students who are Mobile	12	8.6%	8.8%	19.0%				
<b>Student Attrition (2023-24)</b>								
<b>Total Student Attrition</b>	<b>36</b>	<b>8.5%</b>	<b>6.4%</b>	<b>18.0%</b>				

Student Information	Non-Special Education Rates			Special Education Rates		
	Campus	District	State	Campus	District	State
<b>Retention Rates by Grade</b>						
Grade 3	0.0%	0.0%	0.6%	0.0%	1.0%	0.6%
Grade 4	0.0%	0.0%	0.4%	0.0%	0.0%	0.4%
Grade 5	0.0%	0.0%	0.3%	0.0%	0.0%	0.4%

Class Size Averages by Grade and Subject  
 (Derived from teacher responsibility records):

Texas Education Agency  
**2024-25 Student Information (TAPR)**  
ZUE S BALES INT (084911103) - FRIENDSWOOD ISD - GALVESTON COUNTY

<b>Class Size Information</b>	<b>Campus</b>	<b>District</b>	<b>State</b>
<b>Elementary</b>			
Grade 3	21.2	20.8	20.1
Grade 4	21.7	21.9	20.0
Grade 5	22.6	23.5	21.3

Texas Education Agency  
**2024-25 Staff Information (TAPR)**  
ZUE S BALES INT (084911103) - FRIENDSWOOD ISD - GALVESTON COUNTY

Staff Information	Campus		District	State
	Count/Average	Percent		
<b>Total Staff</b>	<b>57.8</b>	<b>100.0%</b>	<b>100.0%</b>	<b>100.0%</b>
Professional Staff	48.0	83.1%	67.3%	63.8%
Teachers	40.0	69.2%	50.5%	48.3%
Professional Support	6.0	10.4%	12.5%	10.8%
Campus Administration (School Leadership)	2.0	3.5%	2.8%	3.4%
Educational Aides	9.8	16.9%	9.9%	10.7%
<b>Librarians and Counselors (Headcount)</b>				
Full-time Librarians	1.0	n/a	5.0	4,125.0
Part-time Librarians	0.0	n/a	1.0	583.0
Full-time Counselors	1.0	n/a	15.0	13,704.0
Part-time Counselors	0.0	n/a	0.0	1,298.0
<b>Total Minority Staff</b>	<b>6.0</b>	<b>10.3%</b>	<b>22.7%</b>	<b>55.3%</b>
<b>Teachers by Ethnicity</b>				
African American	0.0	0.0%	1.0%	12.8%
Hispanic	3.0	7.5%	10.4%	31.0%
White	36.0	90.0%	85.6%	52.2%
American Indian	0.0	0.0%	0.3%	0.3%
Asian	1.0	2.5%	0.3%	2.2%
Pacific Islander	0.0	0.0%	0.0%	0.1%
Two or More Races	0.0	0.0%	2.4%	1.3%
<b>Teachers by Sex</b>				
Males	1.0	2.5%	19.2%	24.6%
Females	39.0	97.5%	80.8%	75.4%
<b>Teachers by Highest Degree Held</b>				
No Degree	0.0	0.0%	0.0%	2.4%
Bachelors	27.0	67.5%	70.4%	71.4%
Masters	13.0	32.5%	29.0%	25.4%
Doctorate	0.0	0.0%	0.5%	0.8%
<b>Teachers by Years of Experience</b>				
Beginning Teachers	1.0	2.5%	3.1%	7.3%
1-5 Years Experience	8.0	20.0%	21.0%	28.3%
6-10 Years Experience	7.0	17.5%	20.6%	19.7%
11-20 Years Experience	12.0	30.0%	34.9%	27.6%
21-30 Years Experience	10.0	25.0%	15.5%	14.1%
Over 30 Years Experience	2.0	5.0%	4.9%	3.0%
Number of Students per Teacher	16.0	n/a	16.0	15.0

Texas Education Agency  
**2024-25 Staff Information (TAPR)**  
ZUE S BALES INT (084911103) - FRIENDSWOOD ISD - GALVESTON COUNTY

Staff Information	Campus	District	State
<b>Experience of Campus Leadership</b>			
Average Years Experience of Principals	7.0	8.9	6.0
Average Years Experience of Principals with District	4.0	6.9	5.1
Average Years Experience of Assistant Principals	5.0	8.6	5.1
Average Years Experience of Assistant Principals with District	5.0	8.2	4.3
Average Years Experience of Teachers	14.1	13.4	11.2
Average Years Experience of Teachers with District	5.9	7.5	7.0
<b>Average Teacher Salary by Years of Experience (regular duties only)</b>			
Beginning Teachers	\$60,000	\$62,470	\$55,689
1-5 Years Experience	\$61,101	\$61,459	\$59,266
6-10 Years Experience	\$64,357	\$63,628	\$62,607
11-20 Years Experience	\$65,875	\$67,136	\$66,353
21-30 Years Experience	\$71,920	\$72,745	\$70,976
Over 30 Years Experience	\$76,418	\$75,521	\$75,042
<b>Average Actual Salaries (regular duties only)</b>			
Teachers	\$66,549	\$66,352	\$63,751
Professional Support	\$70,247	\$73,677	\$75,909
Campus Administration (School Leadership)	\$89,480	\$94,986	\$88,786
Instructional Staff Percent	n/a	66.3%	64.8%
Contracted Instructional Staff (not incl. above)	0.0	0.0	1,637.7

Program Information	Campus		District	State
	Count	Percent		
<b>Teachers by Program (population served)</b>				
Bilingual/ESL Education	0.0	0.0%	0.5%	6.3%
Career and Technical Education	0.0	0.0%	7.2%	5.5%
Compensatory Education	0.0	0.0%	0.7%	2.6%
Gifted and Talented Education	1.0	2.5%	1.0%	1.6%
Regular Education	36.3	90.9%	62.5%	69.0%
Special Education	2.7	6.6%	15.4%	11.4%
Other	0.0	0.0%	12.5%	3.6%

- Indicates there is no data for the item.
- \* Indicates results are masked due to small numbers.
- \*\* When only one student disability or assessment group is masked, then the second smallest student disability or assessment group is masked regardless of size.
- n/a Indicates data reporting is not applicable for this group.
- ? Indicates that the data for this item were statistically improbable or were reported outside a reasonable range.

Texas Education Agency  
**2024-25 Staff Information (TAPR)**  
ZUE S BALES INT (084911103) - FRIENDSWOOD ISD - GALVESTON COUNTY

Link to: [PEIMS Financial Standard Reports 2023-24 Financial Actual Report](#)  
(To open link in a new window, press the "Ctrl" key and click on the link.)

# **2024-25 Texas Academic Performance Report (TAPR)**

**District Name: FRIENDSWOOD ISD**

**Campus Name: C W CLINE EL**

**Campus Number: 084911102**

**2025 Campus Accountability Score: A**

**Distinction Designations:**

**Top 25 Percent: Comparative Academic Growth**

**This page is intentionally blank.**

Texas Education Agency  
**2024-25 STAAR Performance (TAPR)**  
 C W CLINE EL (084911102) - FRIENDSWOOD ISD - GALVESTON COUNTY

	School Year	State	District	Campus	African American	Hispanic	White	American Indian	Asian	Pacific Islander	Two or More Races	Special Ed (Current)	Special Ed (Former)	Continuously Enrolled	Non-Continuously Enrolled	Econ Disadv	EB / EL (Current & Monitored)
<b>STAAR Performance Rates by Tested Grade, Subject, and Performance Level</b>																	
<b>Grade 3 Reading</b>																	
At Approaches Grade Level or Above	2025	77%	92%	<b>92%</b>	*	96%	92%	-	95%	-	93%	69%	*	93%	89%	67%	80%
	2024	74%	90%	<b>90%</b>	*	92%	91%	-	80%	-	89%	74%	100%	92%	80%	75%	*
At Meets Grade Level or Above	2025	52%	75%	<b>76%</b>	*	79%	75%	-	74%	-	86%	45%	*	77%	74%	67%	60%
	2024	48%	71%	<b>65%</b>	*	64%	65%	-	70%	-	78%	49%	75%	68%	57%	63%	*
At Masters Grade Level	2025	23%	38%	<b>45%</b>	*	33%	43%	-	53%	-	71%	14%	*	43%	56%	33%	30%
	2024	21%	38%	<b>32%</b>	*	33%	29%	-	30%	-	56%	21%	38%	35%	20%	38%	*
<b>Grade 3 Mathematics</b>																	
At Approaches Grade Level or Above	2025	71%	90%	<b>92%</b>	*	92%	91%	-	95%	-	100%	69%	*	93%	85%	83%	80%
	2024	70%	86%	<b>80%</b>	*	81%	80%	-	80%	-	89%	63%	100%	85%	63%	63%	*
At Meets Grade Level or Above	2025	46%	69%	<b>76%</b>	*	67%	76%	-	84%	-	93%	45%	*	76%	78%	50%	50%
	2024	42%	61%	<b>49%</b>	*	47%	49%	-	60%	-	56%	29%	50%	52%	37%	38%	*
At Masters Grade Level	2025	19%	39%	<b>42%</b>	*	42%	40%	-	42%	-	64%	14%	*	41%	48%	33%	20%
	2024	15%	30%	<b>20%</b>	*	31%	16%	-	30%	-	22%	13%	13%	20%	20%	38%	*
<b>Grade 4 Reading</b>																	
At Approaches Grade Level or Above	2025	81%	94%	<b>95%</b>	-	95%	95%	-	90%	-	100%	76%	100%	95%	93%	100%	*
	2024	81%	94%	<b>95%</b>	*	96%	96%	-	83%	*	*	77%	100%	97%	87%	*	80%
At Meets Grade Level or Above	2025	54%	80%	<b>80%</b>	-	84%	77%	-	90%	-	100%	51%	100%	83%	73%	60%	*
	2024	51%	76%	<b>80%</b>	*	71%	83%	-	75%	*	*	50%	100%	84%	63%	*	60%
At Masters Grade Level	2025	24%	41%	<b>43%</b>	-	51%	39%	-	40%	-	60%	19%	43%	45%	38%	40%	*
	2024	23%	39%	<b>42%</b>	*	38%	45%	-	50%	*	*	23%	29%	45%	33%	*	40%
<b>Grade 4 Mathematics</b>																	
At Approaches Grade Level or Above	2025	69%	90%	<b>92%</b>	-	86%	93%	-	100%	-	100%	81%	100%	93%	89%	100%	*
	2024	69%	91%	<b>91%</b>	*	92%	89%	-	100%	*	*	67%	100%	92%	87%	*	100%
At Meets Grade Level or Above	2025	47%	75%	<b>78%</b>	-	81%	78%	-	70%	-	80%	51%	100%	80%	71%	60%	*
	2024	46%	74%	<b>71%</b>	*	67%	71%	-	83%	*	*	47%	86%	72%	70%	*	60%
At Masters Grade Level	2025	24%	47%	<b>50%</b>	-	49%	48%	-	60%	-	60%	22%	79%	53%	40%	40%	*
	2024	21%	45%	<b>42%</b>	*	38%	43%	-	50%	*	*	23%	43%	44%	33%	*	40%
<b>Grade 5 Reading</b>																	

Texas Education Agency  
**2024-25 STAAR Performance (TAPR)**  
 C W CLINE EL (084911102) - FRIENDSWOOD ISD - GALVESTON COUNTY

	School Year	State	District	Campus	African American	Hispanic	White	American Indian	Asian	Pacific Islander	Two or More Races	Special Ed (Current)	Special Ed (Former)	Continuously Enrolled	Non-Continuously Enrolled	Econ Disadv	EB / EL (Current & Monitored)
At Approaches Grade Level or Above	2025	77%	92%	<b>92%</b>	*	88%	93%	-	92%	*	100%	59%	100%	92%	93%	*	60%
	2024	79%	94%	<b>99%</b>	*	100%	99%	-	95%	-	100%	100%	100%	99%	97%	100%	90%
At Meets Grade Level or Above	2025	58%	81%	<b>85%</b>	*	75%	85%	-	92%	*	100%	50%	86%	84%	89%	*	60%
	2024	55%	80%	<b>88%</b>	*	75%	90%	-	89%	-	100%	75%	88%	89%	85%	80%	70%
At Masters Grade Level	2025	30%	48%	<b>53%</b>	*	46%	55%	-	62%	*	60%	27%	64%	55%	44%	*	40%
	2024	29%	52%	<b>60%</b>	*	38%	62%	-	63%	-	89%	38%	63%	61%	56%	50%	40%
<b>Grade 5 Mathematics</b>																	
At Approaches Grade Level or Above	2025	74%	92%	<b>95%</b>	*	96%	94%	-	100%	*	100%	82%	100%	95%	96%	*	100%
	2024	77%	94%	<b>98%</b>	*	91%	99%	-	100%	-	100%	88%	100%	98%	97%	100%	100%
At Meets Grade Level or Above	2025	47%	74%	<b>81%</b>	*	79%	81%	-	92%	*	80%	45%	79%	83%	70%	*	80%
	2024	50%	81%	<b>91%</b>	*	83%	92%	-	95%	-	100%	75%	100%	92%	88%	80%	90%
At Masters Grade Level	2025	22%	49%	<b>54%</b>	*	58%	52%	-	77%	*	60%	18%	50%	55%	52%	*	60%
	2024	19%	44%	<b>51%</b>	*	13%	55%	-	63%	-	89%	31%	75%	56%	35%	20%	50%
<b>Grade 5 Science</b>																	
At Approaches Grade Level or Above	2025	65%	81%	<b>90%</b>	*	79%	94%	-	92%	*	80%	59%	86%	89%	93%	*	60%
	2024	58%	78%	<b>79%</b>	*	56%	82%	-	89%	-	100%	65%	88%	82%	70%	67%	60%
At Meets Grade Level or Above	2025	31%	47%	<b>58%</b>	*	42%	62%	-	69%	*	40%	32%	57%	56%	67%	*	20%
	2024	28%	50%	<b>54%</b>	*	4%	61%	-	74%	-	89%	41%	75%	57%	45%	33%	40%
At Masters Grade Level	2025	12%	24%	<b>31%</b>	*	25%	33%	-	38%	*	40%	9%	29%	31%	30%	*	0%
	2024	11%	23%	<b>24%</b>	*	0%	31%	-	21%	-	33%	18%	25%	27%	15%	0%	10%
<b>All Grades All Subjects</b>																	
At Approaches Grade Level or Above	2025	75%	92%	<b>93%</b>	81%	90%	93%	-	95%	*	97%	72%	96%	93%	91%	81%	78%
	2024	75%	91%	<b>90%</b>	69%	86%	91%	-	91%	*	96%	74%	98%	92%	83%	81%	83%
At Meets Grade Level or Above	2025	50%	74%	<b>76%</b>	56%	74%	76%	-	81%	*	86%	46%	83%	77%	74%	58%	56%
	2024	48%	75%	<b>71%</b>	38%	58%	72%	-	80%	*	87%	48%	81%	73%	64%	53%	61%
At Masters Grade Level	2025	21%	40%	<b>45%</b>	6%	44%	44%	-	53%	*	62%	18%	49%	46%	43%	26%	24%
	2024	20%	38%	<b>38%</b>	15%	28%	39%	-	46%	*	57%	22%	41%	40%	30%	25%	33%
<b>All Grades ELA/Reading</b>																	
At Approaches Grade Level or Above	2025	76%	93%	<b>93%</b>	83%	93%	93%	-	93%	*	97%	69%	97%	94%	92%	71%	72%
	2024	76%	92%	<b>94%</b>	83%	95%	95%	-	88%	*	95%	80%	100%	96%	88%	91%	83%

Texas Education Agency  
**2024-25 STAAR Performance (TAPR)**  
 C W CLINE EL (084911102) - FRIENDSWOOD ISD - GALVESTON COUNTY

	School Year	State	District	Campus	African American	Hispanic	White	American Indian	Asian	Pacific Islander	Two or More Races	Special Ed (Current)	Special Ed (Former)	Continuously Enrolled	Non-Continuously Enrolled	Econ Disadv	EB / EL (Current & Monitored)
At Meets Grade Level or Above	2025	54%	80%	<b>80%</b>	83%	80%	79%	-	83%	*	93%	49%	91%	81%	78%	57%	61%
	2024	54%	80%	<b>77%</b>	50%	69%	78%	-	80%	*	91%	54%	87%	79%	69%	64%	67%
At Masters Grade Level	2025	23%	41%	<b>47%</b>	0%	45%	45%	-	52%	*	66%	19%	47%	47%	44%	29%	28%
	2024	22%	42%	<b>44%</b>	17%	36%	44%	-	51%	*	68%	25%	43%	46%	36%	36%	39%
<b>All Grades Mathematics</b>																	
At Approaches Grade Level or Above	2025	72%	92%	<b>93%</b>	83%	91%	92%	-	98%	*	100%	77%	100%	94%	90%	93%	89%
	2024	72%	92%	<b>89%</b>	67%	87%	89%	-	95%	*	95%	69%	100%	91%	82%	77%	94%
At Meets Grade Level or Above	2025	45%	73%	<b>78%</b>	33%	76%	78%	-	83%	*	86%	48%	88%	80%	73%	57%	61%
	2024	43%	73%	<b>69%</b>	33%	63%	69%	-	83%	*	82%	44%	78%	71%	65%	50%	67%
At Masters Grade Level	2025	20%	42%	<b>49%</b>	17%	49%	47%	-	57%	*	62%	18%	59%	49%	45%	29%	28%
	2024	17%	37%	<b>37%</b>	17%	28%	36%	-	51%	*	55%	20%	43%	39%	29%	23%	39%
<b>All Grades Science</b>																	
At Approaches Grade Level or Above	2025	78%	90%	<b>90%</b>	*	79%	94%	-	92%	*	80%	59%	86%	89%	93%	*	60%
	2024	75%	89%	<b>79%</b>	*	56%	82%	-	89%	-	100%	65%	88%	82%	70%	67%	60%
At Meets Grade Level or Above	2025	47%	68%	<b>58%</b>	*	42%	62%	-	69%	*	40%	32%	57%	56%	67%	*	20%
	2024	43%	68%	<b>54%</b>	*	4%	61%	-	74%	-	89%	41%	75%	57%	45%	33%	40%
At Masters Grade Level	2025	17%	30%	<b>31%</b>	*	25%	33%	-	38%	*	40%	9%	29%	31%	30%	*	0%
	2024	16%	31%	<b>24%</b>	*	0%	31%	-	21%	-	33%	18%	25%	27%	15%	0%	10%
<b>STAAR Performance Rates by Enrolled Grade at Meets Grade Level or Above</b>																	
<b>3rd Graders</b>																	
Reading and Mathematics	2025	39%	62%	<b>68%</b>	*	58%	70%	-	74%	-	79%	31%	*	68%	70%	50%	50%
	2024	35%	57%	<b>46%</b>	*	44%	44%	-	60%	-	56%	26%	38%	48%	34%	38%	*
Reading and Mathematics Including EOC	2025	39%	62%	<b>68%</b>	*	58%	70%	-	74%	-	79%	31%	*	68%	70%	50%	50%
	2024	35%	57%	<b>46%</b>	*	44%	44%	-	60%	-	56%	26%	38%	48%	34%	38%	*
Reading Including EOC	2025	52%	75%	<b>76%</b>	*	79%	75%	-	74%	-	86%	45%	*	77%	74%	67%	60%
	2024	48%	71%	<b>65%</b>	*	64%	65%	-	70%	-	78%	49%	75%	68%	57%	63%	*
Math Including EOC	2025	46%	69%	<b>76%</b>	*	67%	76%	-	84%	-	93%	45%	*	76%	78%	50%	50%
	2024	42%	61%	<b>49%</b>	*	47%	49%	-	60%	-	56%	29%	50%	52%	37%	38%	*
<b>4th Graders</b>																	
Reading and Mathematics	2025	40%	70%	<b>71%</b>	-	78%	68%	-	70%	-	80%	43%	100%	73%	62%	60%	*
	2024	38%	67%	<b>68%</b>	*	67%	69%	-	67%	*	*	40%	86%	71%	60%	*	60%

Texas Education Agency  
**2024-25 STAAR Performance (TAPR)**  
 C W CLINE EL (084911102) - FRIENDSWOOD ISD - GALVESTON COUNTY

	School Year	State	District	Campus	African American	Hispanic	White	American Indian	Asian	Pacific Islander	Two or More Races	Special Ed (Current)	Special Ed (Former)	Continuously Enrolled	Non-Continuously Enrolled	Econ Disadv	EB / EL (Current & Monitored)
Reading and Mathematics Including EOC	2025	40%	70%	<b>71%</b>	-	78%	68%	-	70%	-	80%	43%	100%	73%	62%	60%	*
	2024	38%	67%	<b>68%</b>	*	67%	69%	-	67%	*	*	40%	86%	71%	60%	*	60%
Reading Including EOC	2025	54%	80%	<b>80%</b>	-	84%	77%	-	90%	-	100%	51%	100%	83%	73%	60%	*
	2024	51%	76%	<b>80%</b>	*	71%	83%	-	75%	*	*	50%	100%	84%	63%	*	60%
Math Including EOC	2025	47%	75%	<b>78%</b>	-	81%	78%	-	70%	-	80%	51%	100%	80%	71%	60%	*
	2024	46%	74%	<b>71%</b>	*	67%	71%	-	83%	*	*	47%	86%	72%	70%	*	60%
<b>5th Graders</b>																	
Reading and Mathematics	2025	42%	69%	<b>77%</b>	*	71%	77%	-	92%	*	80%	32%	79%	78%	70%	*	60%
	2024	42%	72%	<b>84%</b>	*	70%	85%	-	84%	-	100%	63%	88%	85%	79%	70%	70%
Reading and Mathematics Including EOC	2025	42%	69%	<b>77%</b>	*	71%	77%	-	92%	*	80%	32%	79%	78%	70%	*	60%
	2024	42%	72%	<b>84%</b>	*	70%	85%	-	84%	-	100%	63%	88%	85%	79%	70%	70%
Reading Including EOC	2025	58%	81%	<b>85%</b>	*	75%	85%	-	92%	*	100%	50%	86%	84%	89%	*	60%
	2024	55%	80%	<b>88%</b>	*	75%	90%	-	89%	-	100%	75%	88%	89%	85%	80%	70%
Math Including EOC	2025	48%	74%	<b>81%</b>	*	79%	81%	-	92%	*	80%	45%	79%	83%	70%	*	80%
	2024	51%	81%	<b>91%</b>	*	83%	92%	-	95%	-	100%	75%	100%	92%	88%	80%	90%
<b>3rd - 8th Graders</b>																	
Reading and Mathematics	2025	38%	67%	<b>72%</b>	33%	71%	71%	-	79%	*	79%	36%	88%	73%	67%	43%	56%
	2024	36%	66%	<b>65%</b>	33%	58%	65%	-	73%	*	82%	38%	70%	67%	58%	45%	56%
Reading and Mathematics Including EOC	2025	40%	69%	<b>72%</b>	33%	71%	71%	-	79%	*	79%	36%	88%	73%	67%	43%	56%
	2024	38%	69%	<b>65%</b>	33%	58%	65%	-	73%	*	82%	38%	70%	67%	58%	45%	56%
Reading Including EOC	2025	55%	80%	<b>80%</b>	83%	80%	79%	-	83%	*	93%	49%	91%	81%	78%	57%	61%
	2024	54%	79%	<b>77%</b>	50%	69%	78%	-	80%	*	91%	54%	87%	79%	69%	64%	67%
Math Including EOC	2025	46%	75%	<b>78%</b>	33%	76%	78%	-	83%	*	86%	48%	88%	80%	73%	57%	61%
	2024	45%	74%	<b>69%</b>	33%	63%	69%	-	83%	*	82%	44%	78%	71%	65%	50%	67%

\* Indicates results are masked due to small numbers to protect student confidentiality.

- Indicates there are no students in the group.

Texas Education Agency  
**2024-25 STAAR Progress (TAPR)**  
 C W CLINE EL (084911102) - FRIENDSWOOD ISD - GALVESTON COUNTY

	School Year	State	District	Campus	African American	Hispanic	White	American Indian	Asian	Pacific Islander	Two or More Races	Special Ed (Current)	Special Ed (Former)	Continuously Enrolled	Non-Continuously Enrolled	Econ Disadv	EB/EL (Current & Monitored)	G/T	
<b>School Progress - Annual Growth by Grade and Subject</b>																			
Grade 4 ELA/Reading	2025	70%	80%	<b>85%</b>	-	91%	81%	-	100%	-	90%	71%	93%	88%	76%	80%	* 100%		
	2024	67%	76%	<b>84%</b>	*	77%	86%	-	86%	*	*	67%	83%	85%	80%	*	80%	---	
Grade 4 Mathematics	2025	65%	84%	<b>90%</b>	-	95%	88%	-	90%	-	95%	83%	100%	91%	85%	100%	* 100%		
	2024	60%	83%	<b>86%</b>	*	88%	85%	-	91%	*	*	74%	100%	86%	85%	*	100%	---	
Grade 5 ELA/Reading	2025	69%	82%	<b>85%</b>	*	76%	86%	-	96%	*	*	59%	89%	85%	86%	*	70%	100%	
	2024	70%	80%	<b>87%</b>	*	85%	89%	-	83%	-	89%	97%	88%	88%	84%	89%	70%	---	
Grade 5 Mathematics	2025	67%	79%	<b>86%</b>	*	89%	83%	-	96%	*	*	75%	79%	86%	83%	*	90%	100%	
	2024	65%	78%	<b>82%</b>	*	82%	81%	-	92%	-	89%	83%	100%	81%	87%	78%	100%	---	
All Grades Both Subjects	2025	65%	76%	<b>87%</b>	100%	89%	85%	-	95%	*	88%	73%	90%	88%	82%	81%	81%	100%	
	2024	64%	76%	<b>85%</b>	50%	83%	85%	-	88%	*	92%	77%	93%	85%	84%	73%	87%	---	
All Grades ELA/Reading	2025	67%	76%	<b>85%</b>	*	85%	83%	-	98%	*	86%	66%	91%	87%	79%	63%	69%	100%	
	2024	67%	78%	<b>86%</b>	60%	81%	87%	-	84%	*	92%	77%	86%	87%	82%	73%	73%	---	
All Grades Mathematics	2025	64%	76%	<b>88%</b>	*	93%	86%	-	93%	*	89%	80%	89%	89%	85%	100%	94%	100%	
	2024	60%	74%	<b>84%</b>	40%	85%	83%	-	91%	*	92%	77%	100%	83%	86%	73%	100%	---	
<b>School Progress - Accelerated Learning by Grade and Subject</b>																			
Grade 4 ELA/Reading	2025	40%	51%	<b>44%</b>	-	*	40%	-	*	-	*	25%	-	40%	50%	*	*	-	
	2024	38%	51%	<b>46%</b>	-	*	50%	-	*	-	-	22%	-	63%	20%	*	*	---	
Grade 4 Mathematics	2025	27%	53%	<b>65%</b>	-	50%	67%	-	*	-	-	60%	-	63%	67%	*	*	-	
	2024	26%	58%	<b>67%</b>	*	*	55%	-	*	-	-	33%	*	62%	80%	*	*	---	
Grade 5 ELA/Reading	2025	25%	38%	<b>0%</b>	-	*	*	-	*	-	-	0%	-	0%	-	-	*	-	
	2024	35%	46%	<b>*</b>	-	-	*	-	-	-	-	*	-	*	-	-	-	---	
Grade 5 Mathematics	2025	35%	48%	<b>60%</b>	*	*	63%	-	-	-	-	63%	*	56%	*	*	-	-	
	2024	41%	60%	<b>100%</b>	-	*	*	-	-	-	-	*	-	*	*	*	*	---	
All Grades Both Subjects	2025	33%	48%	<b>53%</b>	*	38%	55%	-	60%	-	*	43%	*	49%	63%	*	*	-	
	2024	32%	46%	<b>64%</b>	*	80%	58%	-	*	-	-	39%	*	67%	58%	67%	*	---	
All Grades ELA/Reading	2025	31%	46%	<b>33%</b>	-	*	31%	-	*	-	*	18%	-	27%	50%	*	*	-	
	2024	30%	38%	<b>50%</b>	-	*	55%	-	*	-	-	30%	-	64%	20%	*	*	---	
All Grades Mathematics	2025	35%	50%	<b>63%</b>	*	44%	66%	-	*	-	-	61%	*	61%	69%	*	*	-	
	2024	35%	54%	<b>74%</b>	*	86%	62%	-	*	-	-	50%	*	69%	86%	60%	*	---	

\* Indicates results are masked due to small numbers to protect student confidentiality.  
 - Indicates there are no students in the group.  
 --- First reported in 2025.

Texas Education Agency  
**2024-25 Bilingual Education/English as a Second Language (Current EB Students/EL) (TAPR)**  
 C W CLINE EL (084911102) - FRIENDSWOOD ISD - GALVESTON COUNTY

	School Year	State	District	Campus	Total Bilingual Education	BE-Trans Early Exit	BE-Trans Late Exit	BE-Dual Two-Way	BE-Dual One-Way	ALP Bilingual (Exception)	Total ESL	ESL Content-Based	ESL Pull-Out	ALP ESL (Waiver)	EB/EL with Parental Denial	Never EB/EL	Total EB/EL (Current)	Monitored & Former EB/EL
<b>STAAR Performance Rate by Subject and Performance Level</b>																		
<b>All Grades All Subjects</b>																		
At Approaches Grade Level or Above	2025	75%	92%	<b>93%</b>	-	-	-	-	-	-	74%	56%	*	88%	-	93%	74%	100%
	2024	75%	91%	<b>90%</b>	-	-	-	-	-	-	77%	70%	86%	67%	-	90%	77%	94%
At Meets Grade Level or Above	2025	50%	74%	<b>76%</b>	-	-	-	-	-	-	51%	31%	*	69%	-	77%	51%	83%
	2024	48%	75%	<b>71%</b>	-	-	-	-	-	-	43%	20%	64%	33%	-	71%	43%	94%
At Masters Grade Level	2025	21%	40%	<b>45%</b>	-	-	-	-	-	-	17%	0%	*	31%	-	46%	17%	67%
	2024	20%	38%	<b>38%</b>	-	-	-	-	-	-	10%	10%	7%	17%	-	38%	10%	75%
<b>All Grades ELA/Reading</b>																		
At Approaches Grade Level or Above	2025	76%	93%	<b>93%</b>	-	-	-	-	-	-	69%	43%	*	88%	-	94%	69%	*
	2024	76%	92%	<b>94%</b>	-	-	-	-	-	-	75%	60%	80%	*	-	95%	75%	100%
At Meets Grade Level or Above	2025	54%	80%	<b>80%</b>	-	-	-	-	-	-	56%	29%	*	75%	-	81%	56%	*
	2024	54%	80%	<b>77%</b>	-	-	-	-	-	-	50%	40%	60%	*	-	77%	50%	100%
At Masters Grade Level	2025	23%	41%	<b>47%</b>	-	-	-	-	-	-	19%	0%	*	38%	-	47%	19%	*
	2024	22%	42%	<b>44%</b>	-	-	-	-	-	-	17%	20%	0%	*	-	44%	17%	83%
<b>All Grades Mathematics</b>																		
At Approaches Grade Level or Above	2025	72%	92%	<b>93%</b>	-	-	-	-	-	-	88%	86%	*	88%	-	93%	88%	*
	2024	72%	92%	<b>89%</b>	-	-	-	-	-	-	92%	80%	100%	*	-	89%	92%	100%
At Meets Grade Level or Above	2025	45%	73%	<b>78%</b>	-	-	-	-	-	-	56%	43%	*	63%	-	79%	56%	*
	2024	43%	73%	<b>69%</b>	-	-	-	-	-	-	50%	0%	100%	*	-	69%	50%	100%

Texas Education Agency  
**2024-25 Bilingual Education/English as a Second Language (Current EB Students/EL) (TAPR)**  
 C W CLINE EL (084911102) - FRIENDSWOOD ISD - GALVESTON COUNTY

	School Year	State	District	Campus	Total Bilingual Education	BE-Trans Early Exit	BE-Trans Late Exit	BE-Dual Two-Way	BE-Dual One-Way	ALP Bilingual (Exception)	Total ESL	ESL Content-Based	ESL Pull-Out	ALP ESL (Waiver)	EB/EL with Parental Denial	Never EB/EL	Total EB/EL (Current)	Monitored & Former EB/EL	
At Masters Grade Level	2025	20%	42%	<b>49%</b>	-	-	-	-	-	-	19%	0%	*	25%	-	49%	19%	*	
	2024	17%	37%	<b>37%</b>	-	-	-	-	-	-	8%	0%	20%	*	-	36%	8%	100%	
<b>All Grades Science</b>																			
At Approaches Grade Level or Above	2025	78%	90%	<b>90%</b>	-	-	-	-	-	-	*	*	*	-	-	91%	*	*	
	2024	75%	89%	<b>79%</b>	-	-	-	-	-	-	50%	-	*	*	-	80%	50%	*	
At Meets Grade Level or Above	2025	47%	68%	<b>58%</b>	-	-	-	-	-	-	*	*	*	-	-	59%	*	*	
	2024	43%	68%	<b>54%</b>	-	-	-	-	-	-	17%	-	*	*	-	55%	17%	*	
At Masters Grade Level	2025	17%	30%	<b>31%</b>	-	-	-	-	-	-	*	*	*	-	-	32%	*	*	
	2024	16%	31%	<b>24%</b>	-	-	-	-	-	-	0%	-	*	*	-	25%	0%	*	
<b>School Progress - Annual Growth</b>																			
All Grades Both Subjects	2025	65%	76%	<b>87%</b>	-	-	-	-	-	-	75%	70%	*	-	-	87%	75%	*	
	2024	64%	76%	<b>85%</b>	-	-	-	-	-	-	83%	*	80%	*	-	85%	83%	92%	
All Grades ELA/Reading	2025	67%	76%	<b>85%</b>	-	-	-	-	-	-	58%	50%	*	-	-	86%	58%	*	
	2024	67%	78%	<b>86%</b>	-	-	-	-	-	-	67%	*	60%	*	-	86%	67%	83%	
All Grades Mathematics	2025	64%	76%	<b>88%</b>	-	-	-	-	-	-	92%	90%	*	-	-	88%	92%	*	
	2024	60%	74%	<b>84%</b>	-	-	-	-	-	-	100%	*	100%	*	-	83%	100%	100%	
<b>School Progress - Accelerated Learning</b>																			
All Grades Both Subjects	2025	33%	48%	<b>53%</b>	-	-	-	-	-	-	*	*	-	-	-	54%	*	-	
	2024	32%	46%	<b>64%</b>	-	-	-	-	-	-	*	*	-	*	-	63%	*	-	
All Grades ELA/Reading	2025	31%	46%	<b>33%</b>	-	-	-	-	-	-	*	*	-	-	-	37%	*	-	
	2024	30%	38%	<b>50%</b>	-	-	-	-	-	-	*	*	-	-	-	53%	*	-	
All Grades Mathematics	2025	35%	50%	<b>63%</b>	-	-	-	-	-	-	*	*	-	-	-	63%	*	-	
	2024	35%	54%	<b>74%</b>	-	-	-	-	-	-	*	*	-	*	-	70%	*	-	

\* Indicates results are masked due to small numbers to protect student confidentiality.

- Indicates there are no students in the group.

Blank cell indicates there are no data available in the group.

Texas Education Agency  
**2024-25 STAAR Participation (TAPR)**  
 C W CLINE EL (084911102) - FRIENDSWOOD ISD - GALVESTON COUNTY

	State	District	Campus	African American	Hispanic	White	American Indian	Asian	Pacific Islander	Two or More Races	Special Ed (Current)	Special Ed (Former)	Continuously Enrolled	Non-Continuously Enrolled	Econ Disadv	EB / EL (Current & Monitored)
<b>2025 STAAR Participation (All Grades)</b>																
<b>All Tests</b>																
Assessment Participant	99%	99%	<b>100%</b>	100%	100%	100%	-	100%	*	100%	100%	100%	100%	100%	100%	100%
Included in Accountability	93%	98%	<b>99%</b>	100%	97%	99%	-	100%	*	100%	99%	100%	99%	98%	91%	100%
Not Included in Accountability: Mobile	4%	1%	<b>1%</b>	0%	3%	1%	-	0%	*	0%	1%	0%	1%	2%	9%	0%
Not Included in Accountability: Other Exclusions	2%	0%	<b>0%</b>	0%	0%	0%	-	0%	*	0%	0%	0%	0%	0%	0%	0%
Not Tested	1%	1%	<b>0%</b>	0%	0%	0%	-	0%	*	0%	0%	0%	0%	0%	0%	0%
Absent	1%	0%	<b>0%</b>	0%	0%	0%	-	0%	*	0%	0%	0%	0%	0%	0%	0%
Other	0%	0%	<b>0%</b>	0%	0%	0%	-	0%	*	0%	0%	0%	0%	0%	0%	0%
<b>Reading</b>																
Assessment Participant	99%	100%	<b>100%</b>	100%	100%	100%	-	100%	*	100%	100%	100%	100%	100%	100%	100%
Included in Accountability	91%	98%	<b>99%</b>	100%	98%	99%	-	100%	*	100%	99%	100%	99%	98%	93%	100%
Not Included in Accountability: Mobile	4%	1%	<b>1%</b>	0%	2%	1%	-	0%	*	0%	1%	0%	1%	2%	7%	0%
Not Included in Accountability: Other Exclusions	4%	0%	<b>0%</b>	0%	0%	0%	-	0%	*	0%	0%	0%	0%	0%	0%	0%
Not Tested	1%	0%	<b>0%</b>	0%	0%	0%	-	0%	*	0%	0%	0%	0%	0%	0%	0%
Absent	1%	0%	<b>0%</b>	0%	0%	0%	-	0%	*	0%	0%	0%	0%	0%	0%	0%
Other	0%	0%	<b>0%</b>	0%	0%	0%	-	0%	*	0%	0%	0%	0%	0%	0%	0%
<b>Mathematics</b>																
Assessment Participant	99%	99%	<b>100%</b>	100%	100%	100%	-	100%	*	100%	100%	100%	100%	100%	100%	100%
Included in Accountability	94%	98%	<b>99%</b>	100%	98%	99%	-	100%	*	100%	99%	100%	99%	98%	93%	100%
Not Included in Accountability: Mobile	4%	1%	<b>1%</b>	0%	2%	1%	-	0%	*	0%	1%	0%	1%	2%	7%	0%
Not Included in Accountability: Other Exclusions	1%	0%	<b>0%</b>	0%	0%	0%	-	0%	*	0%	0%	0%	0%	0%	0%	0%
Not Tested	1%	1%	<b>0%</b>	0%	0%	0%	-	0%	*	0%	0%	0%	0%	0%	0%	0%
Absent	1%	0%	<b>0%</b>	0%	0%	0%	-	0%	*	0%	0%	0%	0%	0%	0%	0%
Other	0%	0%	<b>0%</b>	0%	0%	0%	-	0%	*	0%	0%	0%	0%	0%	0%	0%
<b>Science</b>																
Assessment Participant	99%	99%	<b>100%</b>	*	100%	100%	-	100%	*	100%	100%	100%	100%	100%	*	100%
Included in Accountability	94%	98%	<b>99%</b>	*	96%	99%	-	100%	*	100%	100%	100%	98%	100%	*	100%
Not Included in Accountability: Mobile	4%	1%	<b>1%</b>	*	4%	1%	-	0%	*	0%	0%	0%	2%	0%	*	0%
Not Included in Accountability: Other Exclusions	1%	0%	<b>0%</b>	*	0%	0%	-	0%	*	0%	0%	0%	0%	0%	*	0%
Not Tested	1%	1%	<b>0%</b>	*	0%	0%	-	0%	*	0%	0%	0%	0%	0%	*	0%

Texas Education Agency  
**2024-25 STAAR Participation (TAPR)**  
 C W CLINE EL (084911102) - FRIENDSWOOD ISD - GALVESTON COUNTY

	State	District	Campus	African American	Hispanic	White	American Indian	Asian	Pacific Islander	Two or More Races	Special Ed (Current)	Special Ed (Former)	Continuously Enrolled	Non-Continuously Enrolled	Econ Disadv	EB / EL (Current & Monitored)
Absent	1%	0%	0%	*	0%	0%	-	0%	*	0%	0%	0%	0%	0%	*	0%
Other	0%	0%	0%	*	0%	0%	-	0%	*	0%	0%	0%	0%	0%	*	0%
<b>2024 STAAR Participation (All Grades)</b>																
<b>All Tests</b>																
Assessment Participant	99%	99%	100%	100%	99%	100%	-	100%	*	100%	98%	100%	99%	100%	100%	100%
Included in Accountability	92%	98%	98%	100%	96%	99%	-	100%	*	100%	98%	100%	99%	96%	95%	100%
Not Included in Accountability: Mobile	4%	1%	1%	0%	3%	1%	-	0%	*	0%	0%	0%	1%	4%	5%	0%
Not Included in Accountability: Other Exclusions	2%	0%	0%	0%	0%	0%	-	0%	*	0%	0%	0%	0%	0%	0%	0%
Not Tested	1%	1%	0%	0%	2%	0%	-	0%	*	0%	2%	0%	1%	0%	0%	0%
Absent	1%	1%	0%	0%	2%	0%	-	0%	*	0%	2%	0%	1%	0%	0%	0%
Other	0%	0%	0%	0%	0%	0%	-	0%	*	0%	0%	0%	0%	0%	0%	0%
<b>Reading</b>																
Assessment Participant	99%	99%	100%	100%	99%	100%	-	100%	*	100%	99%	100%	100%	100%	100%	100%
Included in Accountability	91%	98%	98%	100%	97%	99%	-	100%	*	100%	99%	100%	99%	96%	96%	100%
Not Included in Accountability: Mobile	4%	1%	1%	0%	2%	1%	-	0%	*	0%	0%	0%	1%	4%	4%	0%
Not Included in Accountability: Other Exclusions	4%	1%	0%	0%	0%	0%	-	0%	*	0%	0%	0%	0%	0%	0%	0%
Not Tested	1%	1%	0%	0%	1%	0%	-	0%	*	0%	1%	0%	0%	0%	0%	0%
Absent	1%	1%	0%	0%	1%	0%	-	0%	*	0%	1%	0%	0%	0%	0%	0%
Other	0%	0%	0%	0%	0%	0%	-	0%	*	0%	0%	0%	0%	0%	0%	0%
<b>Mathematics</b>																
Assessment Participant	99%	99%	99%	100%	98%	99%	-	100%	*	100%	98%	100%	99%	100%	100%	100%
Included in Accountability	93%	98%	98%	100%	95%	99%	-	100%	*	100%	98%	100%	98%	96%	96%	100%
Not Included in Accountability: Mobile	5%	1%	1%	0%	2%	1%	-	0%	*	0%	0%	0%	1%	4%	4%	0%
Not Included in Accountability: Other Exclusions	1%	0%	0%	0%	0%	0%	-	0%	*	0%	0%	0%	0%	0%	0%	0%
Not Tested	1%	1%	1%	0%	2%	1%	-	0%	*	0%	2%	0%	1%	0%	0%	0%
Absent	1%	1%	1%	0%	2%	1%	-	0%	*	0%	2%	0%	1%	0%	0%	0%
Other	0%	0%	0%	0%	0%	0%	-	0%	*	0%	0%	0%	0%	0%	0%	0%
<b>Science</b>																
Assessment Participant	99%	99%	100%	*	100%	100%	-	100%	-	100%	100%	100%	100%	100%	100%	100%
Included in Accountability	93%	97%	98%	*	96%	98%	-	100%	-	100%	100%	100%	98%	97%	90%	100%
Not Included in Accountability: Mobile	4%	1%	2%	*	4%	2%	-	0%	-	0%	0%	0%	2%	3%	10%	0%

Texas Education Agency  
**2024-25 STAAR Participation (TAPR)**  
 C W CLINE EL (084911102) - FRIENDSWOOD ISD - GALVESTON COUNTY

	State	District	Campus	African American	Hispanic	White	American Indian	Asian	Pacific Islander	Two or More Races	Special Ed (Current)	Special Ed (Former)	Continuously Enrolled	Non-Continuously Enrolled	Econ Disadv	EB / EL (Current & Monitored)
Not Included in Accountability: Other Exclusions	1%	0%	0%	*	0%	0%	-	0%	-	0%	0%	0%	0%	0%	0%	0%
Not Tested	1%	1%	0%	*	0%	0%	-	0%	-	0%	0%	0%	0%	0%	0%	0%
Absent	1%	1%	0%	*	0%	0%	-	0%	-	0%	0%	0%	0%	0%	0%	0%
Other	0%	0%	0%	*	0%	0%	-	0%	-	0%	0%	0%	0%	0%	0%	0%

\* Indicates results are masked due to small numbers to protect student confidentiality.  
 - Indicates there are no students in the group.

Texas Education Agency  
**2024-25 Attendance, Graduation, and Dropout Rates (TAPR)**  
 C W CLINE EL (084911102) - FRIENDSWOOD ISD - GALVESTON COUNTY

	State	District	Campus	African American	Hispanic	White	American Indian	Asian	Pacific Islander	Two or More Races	Special Ed	Econ Disadv	EB/EL
<b>Attendance Rate</b>													
2023-24	93.6%	94.6%	<b>95.7%</b>	97.2%	95.5%	95.6%	-	96.4%	*	95.4%	95.0%	94.3%	97.0%
2022-23	93.3%	94.2%	<b>94.6%</b>	96.4%	94.0%	94.6%	*	95.4%	*	95.5%	94.5%	93.5%	95.1%
<b>Chronic Absenteeism</b>													
2023-24	19.0%	11.7%	<b>6.1%</b>	0.0%	6.9%	6.0%	-	2.9%	*	11.9%	9.0%	17.0%	3.4%
2022-23	20.3%	13.1%	<b>8.7%</b>	10.0%	15.0%	7.7%	*	5.1%	*	4.8%	9.7%	23.1%	6.3%
<b>Annual Dropout Rate (Gr 7-8)</b>													
2023-24	0.7%	0.0%	-	-	-	-	-	-	-	-	-	-	-
2022-23	0.8%	0.0%	-	-	-	-	-	-	-	-	-	-	-
<b>Annual Dropout Rate (Gr 9-12)</b>													
2023-24	1.9%	0.0%	-	-	-	-	-	-	-	-	-	-	-
2022-23	2.0%	0.0%	-	-	-	-	-	-	-	-	-	-	-
<b>4-Year Longitudinal Rate (Gr 9-12)</b>													
<b>Class of 2024</b>													
Graduated	90.7%	99.3%	-	-	-	-	-	-	-	-	-	-	-
Received TxCHSE	0.3%	0.2%	-	-	-	-	-	-	-	-	-	-	-
Continued HS	3.1%	0.5%	-	-	-	-	-	-	-	-	-	-	-
Dropped Out	5.8%	0.0%	-	-	-	-	-	-	-	-	-	-	-
Graduates and TxCHSE	91.1%	99.5%	-	-	-	-	-	-	-	-	-	-	-
Graduates, TxCHSE, and Continuers	94.2%	100.0%	-	-	-	-	-	-	-	-	-	-	-
<b>Class of 2023</b>													
Graduated	90.3%	98.9%	-	-	-	-	-	-	-	-	-	-	-
Received TxCHSE	0.3%	0.0%	-	-	-	-	-	-	-	-	-	-	-
Continued HS	3.1%	1.1%	-	-	-	-	-	-	-	-	-	-	-
Dropped Out	6.3%	0.0%	-	-	-	-	-	-	-	-	-	-	-
Graduates and TxCHSE	90.6%	98.9%	-	-	-	-	-	-	-	-	-	-	-
Graduates, TxCHSE, and Continuers	93.7%	100.0%	-	-	-	-	-	-	-	-	-	-	-
<b>5-Year Extended Longitudinal Rate (Gr 9-12)</b>													
<b>Class of 2023</b>													
Graduated	92.1%	100.0%	-	-	-	-	-	-	-	-	-	-	-
Received TxCHSE	0.4%	0.0%	-	-	-	-	-	-	-	-	-	-	-
Continued HS	1.0%	0.0%	-	-	-	-	-	-	-	-	-	-	-
Dropped Out	6.5%	0.0%	-	-	-	-	-	-	-	-	-	-	-
Graduates and TxCHSE	92.6%	100.0%	-	-	-	-	-	-	-	-	-	-	-

Texas Education Agency  
**2024-25 Attendance, Graduation, and Dropout Rates (TAPR)**  
 C W CLINE EL (084911102) - FRIENDSWOOD ISD - GALVESTON COUNTY

	State	District	Campus	African American	Hispanic	White	American Indian	Asian	Pacific Islander	Two or More Races	Special Ed	Econ Disadv	EB/EL
Graduates, TxCHSE, and Continuers	93.5%	100.0%	-	-	-	-	-	-	-	-	-	-	-
<b>Class of 2022</b>													
Graduated	91.8%	100.0%	-	-	-	-	-	-	-	-	-	-	-
Received TxCHSE	0.4%	0.0%	-	-	-	-	-	-	-	-	-	-	-
Continued HS	1.0%	0.0%	-	-	-	-	-	-	-	-	-	-	-
Dropped Out	6.8%	0.0%	-	-	-	-	-	-	-	-	-	-	-
Graduates and TxCHSE	92.2%	100.0%	-	-	-	-	-	-	-	-	-	-	-
Graduates, TxCHSE, and Continuers	93.2%	100.0%	-	-	-	-	-	-	-	-	-	-	-
<b>6-Year Extended Longitudinal Rate (Gr 9-12)</b>													
<b>Class of 2022</b>													
Graduated	92.2%	100.0%	-	-	-	-	-	-	-	-	-	-	-
Received TxCHSE	0.5%	0.0%	-	-	-	-	-	-	-	-	-	-	-
Continued HS	0.5%	0.0%	-	-	-	-	-	-	-	-	-	-	-
Dropped Out	6.8%	0.0%	-	-	-	-	-	-	-	-	-	-	-
Graduates and TxCHSE	92.7%	100.0%	-	-	-	-	-	-	-	-	-	-	-
Graduates, TxCHSE, and Continuers	93.2%	100.0%	-	-	-	-	-	-	-	-	-	-	-
<b>Class of 2021</b>													
Graduated	92.7%	99.8%	-	-	-	-	-	-	-	-	-	-	-
Received TxCHSE	0.5%	0.0%	-	-	-	-	-	-	-	-	-	-	-
Continued HS	0.5%	0.0%	-	-	-	-	-	-	-	-	-	-	-
Dropped Out	6.3%	0.2%	-	-	-	-	-	-	-	-	-	-	-
Graduates and TxCHSE	93.2%	99.8%	-	-	-	-	-	-	-	-	-	-	-
Graduates, TxCHSE, and Continuers	93.7%	99.8%	-	-	-	-	-	-	-	-	-	-	-
<b>4-Year Federal Graduation Rate Without Exclusions (Gr 9-12)</b>													
Class of 2024	90.7%	98.9%	-	-	-	-	-	-	-	-	-	-	-
Class of 2023	90.3%	99.0%	-	-	-	-	-	-	-	-	-	-	-
<b>RHSP/DAP Graduates (Longitudinal Rate)</b>													
Class of 2024	44.9%	-	-	-	-	-	-	-	-	-	-	-	-
Class of 2023	72.3%	-	-	-	-	-	-	-	-	-	-	-	-
<b>FHSP-E Graduates (Longitudinal Rate)</b>													
Class of 2024	11.0%	0.7%	-	-	-	-	-	-	-	-	-	-	-
Class of 2023	4.3%	0.0%	-	-	-	-	-	-	-	-	-	-	-
<b>FHSP-DLA Graduates (Longitudinal Rate)</b>													

Texas Education Agency  
**2024-25 Attendance, Graduation, and Dropout Rates (TAPR)**  
 C W CLINE EL (084911102) - FRIENDSWOOD ISD - GALVESTON COUNTY

	State	District	Campus	African American	Hispanic	White	American Indian	Asian	Pacific Islander	Two or More Races	Special Ed	Econ Disadv	EB/EL
Class of 2024	78.5%	92.6%	-	-	-	-	-	-	-	-	-	-	-
Class of 2023	84.3%	94.3%	-	-	-	-	-	-	-	-	-	-	-
<b>Texas First-DLA Graduates (Longitudinal Rate)</b>													
Class of 2024	0.1%	0.5%	-	-	-	-	-	-	-	-	-	-	-
Class of 2023	0.0%	0.0%	-	-	-	-	-	-	-	-	-	-	-
<b>RHSP/DAP/FHSP-E/FHSP-DLA/Texas First-DLA Graduates (Longitudinal Rate)</b>													
Class of 2024	89.5%	93.3%	-	-	-	-	-	-	-	-	-	-	-
Class of 2023	88.6%	94.3%	-	-	-	-	-	-	-	-	-	-	-
<b>RHSP/DAP Graduates (Annual Rate)</b>													
2023-24	24.6%	-	-	-	-	-	-	-	-	-	-	-	-
2022-23	38.4%	-	-	-	-	-	-	-	-	-	-	-	-
<b>FHSP-E Graduates (Annual Rate)</b>													
2023-24	11.0%	0.7%	-	-	-	-	-	-	-	-	-	-	-
2022-23	4.4%	0.0%	-	-	-	-	-	-	-	-	-	-	-
<b>FHSP-DLA Graduates (Annual Rate)</b>													
2023-24	76.9%	92.4%	-	-	-	-	-	-	-	-	-	-	-
2022-23	82.5%	93.7%	-	-	-	-	-	-	-	-	-	-	-
<b>Texas First-DLA Graduates (Annual Rate)</b>													
2023-24	0.1%	0.7%	-	-	-	-	-	-	-	-	-	-	-
2022-23	0.1%	0.2%	-	-	-	-	-	-	-	-	-	-	-
<b>RHSP/DAP/FHSP-E/FHSP-DLA/Texas First-DLA Graduates (Annual Rate)</b>													
2023-24	87.8%	93.2%	-	-	-	-	-	-	-	-	-	-	-
2022-23	86.8%	93.8%	-	-	-	-	-	-	-	-	-	-	-

Texas Education Agency  
**2024-25 Graduation Profile (TAPR)**  
 C W CLINE EL (084911102) - FRIENDSWOOD ISD - GALVESTON COUNTY

	Campus Count	Campus Percent	District Count	State Count
<b>Graduates (2023-24 Annual Graduates)</b>				
Total Graduates	-	-	438	382,023
<b>By Ethnicity:</b>				
African American	-	-	10	48,064
Hispanic	-	-	90	200,942
White	-	-	292	101,714
American Indian	-	-	1	1,231
Asian	-	-	30	19,746
Pacific Islander	-	-	0	606
Two or More Races	-	-	15	9,720
<b>By Graduation Type:</b>				
Minimum H.S. Program	-	-	0	309
Recommended H.S. Program/Distinguished Achievement Program	-	-	0	101
Foundation H.S. Program (No Endorsement)	-	-	30	46,183
Foundation H.S. Program (Endorsement)	-	-	3	42,042
Foundation H.S. Program (DLA)	-	-	402	293,032
Texas First Early H.S. Completion Program (Texas First-DLA)	-	-	3	356
Special Education Graduates	-	-	40	35,935
Economically Disadvantaged Graduates	-	-	55	211,984
Emergent Bilingual (EB)/English Learner (EL) Graduates	-	-	6	56,967
At-Risk Graduates	-	-	99	173,035
CTE Completers	-	-	114	127,800

**There is no data for this campus.**

**There is no data for this campus.**

**There is no data for this campus.**

Texas Education Agency  
**2024-25 Student Information (TAPR)**  
C W CLINE EL (084911102) - FRIENDSWOOD ISD - GALVESTON COUNTY

Student Information	Membership				Enrollment			
	Campus		District	State	Campus		District	State
	Count	Percent			Count	Percent		
<b>Total Students</b>	<b>898</b>	<b>100.0%</b>	<b>6,162</b>	<b>5,530,499</b>	<b>906</b>	<b>100.0%</b>	<b>6,194</b>	<b>5,544,255</b>
<b>Students by Grade</b>								
Early Childhood Education	10	1.1%	0.4%	0.3%	17	1.9%	0.9%	0.5%
Pre-Kindergarten	21	2.3%	0.7%	4.5%	21	2.3%	0.7%	4.5%
Pre-Kindergarten: 3-year Old	0	0.0%	0.0%	0.8%	0	0.0%	0.0%	0.8%
Pre-Kindergarten: 4-year Old	21	2.3%	0.7%	3.7%	21	2.3%	0.7%	3.7%
Kindergarten	116	12.9%	5.3%	6.5%	117	12.9%	5.3%	6.5%
Grade 1	135	15.0%	6.0%	6.8%	135	14.9%	6.0%	6.8%
Grade 2	120	13.4%	6.2%	7.0%	120	13.2%	6.2%	7.0%
Grade 3	171	19.0%	8.3%	7.3%	171	18.9%	8.2%	7.3%
Grade 4	177	19.7%	7.3%	7.3%	177	19.5%	7.2%	7.3%
Grade 5	148	16.5%	8.4%	7.3%	148	16.3%	8.3%	7.3%
<b>Ethnic Distribution</b>								
African American	18	2.0%	1.9%	12.8%	20	2.2%	1.9%	12.8%
Hispanic	167	18.6%	21.5%	53.5%	168	18.5%	21.5%	53.5%
White	578	64.4%	64.4%	24.4%	581	64.1%	64.4%	24.4%
American Indian	0	0.0%	0.1%	0.3%	0	0.0%	0.1%	0.3%
Asian	80	8.9%	6.6%	5.6%	80	8.8%	6.6%	5.6%
Pacific Islander	2	0.2%	0.2%	0.2%	2	0.2%	0.2%	0.2%
Two or More Races	53	5.9%	5.3%	3.3%	55	6.1%	5.3%	3.3%
<b>Sex</b>								
Female	450	50.1%	50.1%	48.9%	451	49.8%	50.0%	48.8%
Male	448	49.9%	49.9%	51.1%	455	50.2%	50.0%	51.2%
<b>Other Student Cohorts</b>								
Economically Disadvantaged	38	4.2%	7.4%	60.5%	39	4.3%	7.4%	60.4%
Non-Educationally Disadvantaged	860	95.8%	92.6%	39.5%	867	95.7%	92.6%	39.6%
Section 504 Students	42	4.7%	10.7%	6.8%	42	4.6%	10.7%	6.8%
EB Students/EL	46	5.1%	3.5%	24.3%	46	5.1%	3.5%	24.3%
Students w/ Disciplinary Placements (2023-24)	0	0.0%	0.5%	2.1%				
Students w/ Dyslexia	49	5.5%	11.4%	6.4%	49	5.4%	11.3%	6.4%
Foster Care	1	0.1%	0.1%	0.2%	1	0.1%	0.1%	0.2%
Homeless	0	0.0%	0.0%	1.4%	0	0.0%	0.0%	1.4%
Immigrant	4	0.4%	0.6%	3.5%	4	0.4%	0.6%	3.5%
Migrant	0	0.0%	0.0%	0.2%	0	0.0%	0.0%	0.2%
Title I	0	0.0%	18.2%	66.6%	0	0.0%	18.4%	66.5%
Military Connected	65	7.2%	7.0%	4.1%	65	7.2%	7.0%	4.1%
At-Risk	143	15.9%	19.0%	53.5%	143	15.8%	18.9%	53.5%

Texas Education Agency  
**2024-25 Student Information (TAPR)**  
 C W CLINE EL (084911102) - FRIENDSWOOD ISD - GALVESTON COUNTY

Student Information	Membership				Enrollment			
	Campus		District	State	Campus		District	State
	Count	Percent			Count	Percent		
<b>Students by Instructional Program</b>								
Bilingual/ESL Education	45	5.0%	3.3%	24.3%	45	5.0%	3.3%	24.3%
Career and Technical Education	0	0.0%	35.8%	27.7%	-	-	-	-
Career and Technical Education (9-12 grades only)	0	0.0%	80.0%	74.0%	-	-	-	-
Gifted and Talented Education	67	7.5%	9.3%	8.7%	67	7.4%	9.3%	8.7%
Special Education	153	17.0%	15.4%	15.3%	161	17.8%	15.8%	15.5%
<b>Students with Disabilities by Type of Primary Disability</b>								
<b>Total Students with Disabilities</b>	<b>153</b>							
Students with Intellectual Disabilities	44	28.8%	42.5%	48.3%				
Students with Physical Disabilities	52	34.0%	18.7%	17.0%				
Students with Autism	41	26.8%	22.4%	16.8%				
Students with Behavioral Disabilities	**	**	15.9%	16.3%				
Students with Non-Categorical Early Childhood	*	*	0.5%	1.6%				
<b>Mobility (2023-24)</b>								
<b>Total Mobile Students</b>	<b>20</b>	<b>2.7%</b>	<b>3.9%</b>	<b>16.4%</b>				
African American	3	0.4%	0.2%	3.3%				
Hispanic	4	0.5%	1.1%	8.9%				
White	9	1.2%	2.3%	2.9%				
American Indian	0	0.0%	0.0%	0.1%				
Asian	0	0.0%	0.1%	0.5%				
Pacific Islander	0	0.0%	0.0%	0.0%				
Two or More Races	4	0.5%	0.2%	0.6%				
Special Ed Students who are Mobile	6	4.1%	4.8%	17.3%				
Count and Percent of EB Students/EL who are Mobile	1	3.4%	4.3%	17.9%				
Count and Percent of Econ Dis Students who are Mobile	7	14.0%	8.8%	19.0%				
<b>Student Attrition (2023-24)</b>								
<b>Total Student Attrition</b>	<b>46</b>	<b>6.3%</b>	<b>6.4%</b>	<b>18.0%</b>				

Student Information	Non-Special Education Rates			Special Education Rates		
	Campus	District	State	Campus	District	State
<b>Retention Rates by Grade</b>						
Kindergarten	1.0%	0.7%	1.3%	9.5%	2.7%	3.6%
Grade 1	0.0%	0.3%	1.9%	0.0%	0.0%	3.0%
Grade 2	0.0%	0.0%	1.1%	3.6%	0.9%	1.4%
Grade 3	0.0%	0.0%	0.6%	0.0%	1.0%	0.6%

Texas Education Agency  
**2024-25 Student Information (TAPR)**  
 C W CLINE EL (084911102) - FRIENDSWOOD ISD - GALVESTON COUNTY

Student Information	Non-Special Education Rates			Special Education Rates		
	Campus	District	State	Campus	District	State
Grade 4	0.0%	0.0%	0.4%	0.0%	0.0%	0.4%
Grade 5	0.0%	0.0%	0.3%	0.0%	0.0%	0.4%

Class Size Averages by Grade and Subject  
 (Derived from teacher responsibility records):

Class Size Information	Campus	District	State
<b>Elementary</b>			
Kindergarten	19.2	19.7	18.9
Grade 1	21.7	19.8	19.2
Grade 2	23.8	22.5	19.4
Grade 3	21.2	20.8	20.1
Grade 4	22.0	21.9	20.0
Grade 5	24.0	23.5	21.3

Texas Education Agency  
**2024-25 Staff Information (TAPR)**  
 C W CLINE EL (084911102) - FRIENDSWOOD ISD - GALVESTON COUNTY

Staff Information	Campus		District	State
	Count/Average	Percent		
<b>Total Staff</b>	<b>75.3</b>	<b>100.0%</b>	<b>100.0%</b>	<b>100.0%</b>
Professional Staff	63.7	84.7%	67.3%	63.8%
Teachers	55.0	73.1%	50.5%	48.3%
Professional Support	6.8	9.0%	12.5%	10.8%
Campus Administration (School Leadership)	2.0	2.7%	2.8%	3.4%
Educational Aides	11.5	15.3%	9.9%	10.7%
<b>Librarians and Counselors (Headcount)</b>				
Full-time Librarians	1.0	n/a	5.0	4,125.0
Part-time Librarians	0.0	n/a	1.0	583.0
Full-time Counselors	1.0	n/a	15.0	13,704.0
Part-time Counselors	0.0	n/a	0.0	1,298.0
<b>Total Minority Staff</b>	<b>9.9</b>	<b>13.2%</b>	<b>22.7%</b>	<b>55.3%</b>
<b>Teachers by Ethnicity</b>				
African American	0.0	0.0%	1.0%	12.8%
Hispanic	6.0	10.9%	10.4%	31.0%
White	48.0	87.3%	85.6%	52.2%
American Indian	0.0	0.0%	0.3%	0.3%
Asian	0.0	0.0%	0.3%	2.2%
Pacific Islander	0.0	0.0%	0.0%	0.1%
Two or More Races	1.0	1.8%	2.4%	1.3%
<b>Teachers by Sex</b>				
Males	1.0	1.8%	19.2%	24.6%
Females	54.0	98.2%	80.8%	75.4%
<b>Teachers by Highest Degree Held</b>				
No Degree	0.0	0.0%	0.0%	2.4%
Bachelors	43.0	78.2%	70.4%	71.4%
Masters	12.0	21.8%	29.0%	25.4%
Doctorate	0.0	0.0%	0.5%	0.8%
<b>Teachers by Years of Experience</b>				
Beginning Teachers	1.0	1.8%	3.1%	7.3%
1-5 Years Experience	12.0	21.8%	21.0%	28.3%
6-10 Years Experience	13.0	23.6%	20.6%	19.7%
11-20 Years Experience	23.0	41.8%	34.9%	27.6%
21-30 Years Experience	5.0	9.1%	15.5%	14.1%
Over 30 Years Experience	1.0	1.8%	4.9%	3.0%
Number of Students per Teacher	16.3	n/a	16.0	15.0

Texas Education Agency  
**2024-25 Staff Information (TAPR)**  
 C W CLINE EL (084911102) - FRIENDSWOOD ISD - GALVESTON COUNTY

Staff Information	Campus	District	State
<b>Experience of Campus Leadership</b>			
Average Years Experience of Principals	1.0	8.9	6.0
Average Years Experience of Principals with District	1.0	6.9	5.1
Average Years Experience of Assistant Principals	0.0	8.6	5.1
Average Years Experience of Assistant Principals with District	0.0	8.2	4.3
Average Years Experience of Teachers	11.4	13.4	11.2
Average Years Experience of Teachers with District	4.4	7.5	7.0
<b>Average Teacher Salary by Years of Experience (regular duties only)</b>			
Beginning Teachers	\$60,000	\$62,470	\$55,689
1-5 Years Experience	\$60,875	\$61,459	\$59,266
6-10 Years Experience	\$62,846	\$63,628	\$62,607
11-20 Years Experience	\$66,529	\$67,136	\$66,353
21-30 Years Experience	\$71,727	\$72,745	\$70,976
Over 30 Years Experience	\$75,918	\$75,521	\$75,042
<b>Average Actual Salaries (regular duties only)</b>			
Teachers	\$64,949	\$66,352	\$63,751
Professional Support	\$63,807	\$73,677	\$75,909
Campus Administration (School Leadership)	\$88,559	\$94,986	\$88,786
Instructional Staff Percent	n/a	66.3%	64.8%
Contracted Instructional Staff (not incl. above)	0.0	0.0	1,637.7

Program Information	Campus		District	State
	Count	Percent		
<b>Teachers by Program (population served)</b>				
Bilingual/ESL Education	0.0	0.0%	0.5%	6.3%
Career and Technical Education	0.0	0.0%	7.2%	5.5%
Compensatory Education	0.5	0.9%	0.7%	2.6%
Gifted and Talented Education	1.0	1.8%	1.0%	1.6%
Regular Education	42.7	77.6%	62.5%	69.0%
Special Education	10.8	19.6%	15.4%	11.4%
Other	0.0	0.0%	12.5%	3.6%

- Indicates there is no data for the item.
- \* Indicates results are masked due to small numbers.
- \*\* When only one student disability or assessment group is masked, then the second smallest student disability or assessment group is masked regardless of size.
- n/a Indicates data reporting is not applicable for this group.
- ? Indicates that the data for this item were statistically improbable or were reported outside a reasonable range.

Texas Education Agency  
**2024-25 Staff Information (TAPR)**  
C W CLINE EL (084911102) - FRIENDSWOOD ISD - GALVESTON COUNTY

Link to: [PEIMS Financial Standard Reports 2023-24 Financial Actual Report](#)  
(To open link in a new window, press the "Ctrl" key and click on the link.)

## **2024-25 Texas Academic Performance Report (TAPR)**

**District Name: FRIENDSWOOD ISD**

**Campus Name: WESTWOOD EL**

**Campus Number: 084911101**

**2025 Campus Accountability Score: A**

**This school is paired with 084911103, ZUE S BALES INT**

**This page is intentionally blank.**

Texas Education Agency  
**2024-25 STAAR Performance (TAPR)**  
WESTWOOD EL (084911101) - FRIENDSWOOD ISD - GALVESTON COUNTY

**This campus is not rated on STAAR Performance (TAPR).**

**This campus is not rated on STAAR Progress (TAPR).**

**This campus is not rated on Bilingual Education/English as a Second Language (Current EB Students/EL) (TAPR).**

Texas Education Agency  
**2024-25 STAAR Participation (TAPR)**  
WESTWOOD EL (084911101) - FRIENDSWOOD ISD - GALVESTON COUNTY

**This campus is not rated on STAAR Participation (TAPR).**

Texas Education Agency  
**2024-25 Attendance, Graduation, and Dropout Rates (TAPR)**  
 WESTWOOD EL (084911101) - FRIENDSWOOD ISD - GALVESTON COUNTY

	State	District	Campus	African American	Hispanic	White	American Indian	Asian	Pacific Islander	Two or More Races	Special Ed	Econ Disadv	EB/EL
<b>Attendance Rate</b>													
2023-24	93.6%	94.6%	<b>95.1%</b>	*	94.8%	95.1%	-	96.4%	-	95.2%	94.3%	94.3%	94.8%
2022-23	93.3%	94.2%	<b>94.5%</b>	*	94.1%	94.6%	*	94.8%	*	93.7%	93.3%	92.6%	93.7%
<b>Chronic Absenteeism</b>													
2023-24	19.0%	11.7%	<b>9.7%</b>	*	14.1%	8.3%	-	0.0%	-	12.5%	13.2%	14.9%	11.1%
2022-23	20.3%	13.1%	<b>11.8%</b>	0.0%	12.0%	11.2%	*	7.7%	*	18.5%	18.9%	20.8%	13.6%
<b>Annual Dropout Rate (Gr 7-8)</b>													
2023-24	0.7%	0.0%	-	-	-	-	-	-	-	-	-	-	-
2022-23	0.8%	0.0%	-	-	-	-	-	-	-	-	-	-	-
<b>Annual Dropout Rate (Gr 9-12)</b>													
2023-24	1.9%	0.0%	-	-	-	-	-	-	-	-	-	-	-
2022-23	2.0%	0.0%	-	-	-	-	-	-	-	-	-	-	-
<b>4-Year Longitudinal Rate (Gr 9-12)</b>													
<b>Class of 2024</b>													
Graduated	90.7%	99.3%	-	-	-	-	-	-	-	-	-	-	-
Received TxCHSE	0.3%	0.2%	-	-	-	-	-	-	-	-	-	-	-
Continued HS	3.1%	0.5%	-	-	-	-	-	-	-	-	-	-	-
Dropped Out	5.8%	0.0%	-	-	-	-	-	-	-	-	-	-	-
Graduates and TxCHSE	91.1%	99.5%	-	-	-	-	-	-	-	-	-	-	-
Graduates, TxCHSE, and Continuers	94.2%	100.0%	-	-	-	-	-	-	-	-	-	-	-
<b>Class of 2023</b>													
Graduated	90.3%	98.9%	-	-	-	-	-	-	-	-	-	-	-
Received TxCHSE	0.3%	0.0%	-	-	-	-	-	-	-	-	-	-	-
Continued HS	3.1%	1.1%	-	-	-	-	-	-	-	-	-	-	-
Dropped Out	6.3%	0.0%	-	-	-	-	-	-	-	-	-	-	-
Graduates and TxCHSE	90.6%	98.9%	-	-	-	-	-	-	-	-	-	-	-
Graduates, TxCHSE, and Continuers	93.7%	100.0%	-	-	-	-	-	-	-	-	-	-	-
<b>5-Year Extended Longitudinal Rate (Gr 9-12)</b>													
<b>Class of 2023</b>													
Graduated	92.1%	100.0%	-	-	-	-	-	-	-	-	-	-	-
Received TxCHSE	0.4%	0.0%	-	-	-	-	-	-	-	-	-	-	-
Continued HS	1.0%	0.0%	-	-	-	-	-	-	-	-	-	-	-
Dropped Out	6.5%	0.0%	-	-	-	-	-	-	-	-	-	-	-
Graduates and TxCHSE	92.6%	100.0%	-	-	-	-	-	-	-	-	-	-	-

Texas Education Agency  
**2024-25 Attendance, Graduation, and Dropout Rates (TAPR)**  
 WESTWOOD EL (084911101) - FRIENDSWOOD ISD - GALVESTON COUNTY

	State	District	Campus	African American	Hispanic	White	American Indian	Asian	Pacific Islander	Two or More Races	Special Ed	Econ Disadv	EB/EL
Graduates, TxCHSE, and Continuers	93.5%	100.0%	-	-	-	-	-	-	-	-	-	-	-
<b>Class of 2022</b>													
Graduated	91.8%	100.0%	-	-	-	-	-	-	-	-	-	-	-
Received TxCHSE	0.4%	0.0%	-	-	-	-	-	-	-	-	-	-	-
Continued HS	1.0%	0.0%	-	-	-	-	-	-	-	-	-	-	-
Dropped Out	6.8%	0.0%	-	-	-	-	-	-	-	-	-	-	-
Graduates and TxCHSE	92.2%	100.0%	-	-	-	-	-	-	-	-	-	-	-
Graduates, TxCHSE, and Continuers	93.2%	100.0%	-	-	-	-	-	-	-	-	-	-	-
<b>6-Year Extended Longitudinal Rate (Gr 9-12)</b>													
<b>Class of 2022</b>													
Graduated	92.2%	100.0%	-	-	-	-	-	-	-	-	-	-	-
Received TxCHSE	0.5%	0.0%	-	-	-	-	-	-	-	-	-	-	-
Continued HS	0.5%	0.0%	-	-	-	-	-	-	-	-	-	-	-
Dropped Out	6.8%	0.0%	-	-	-	-	-	-	-	-	-	-	-
Graduates and TxCHSE	92.7%	100.0%	-	-	-	-	-	-	-	-	-	-	-
Graduates, TxCHSE, and Continuers	93.2%	100.0%	-	-	-	-	-	-	-	-	-	-	-
<b>Class of 2021</b>													
Graduated	92.7%	99.8%	-	-	-	-	-	-	-	-	-	-	-
Received TxCHSE	0.5%	0.0%	-	-	-	-	-	-	-	-	-	-	-
Continued HS	0.5%	0.0%	-	-	-	-	-	-	-	-	-	-	-
Dropped Out	6.3%	0.2%	-	-	-	-	-	-	-	-	-	-	-
Graduates and TxCHSE	93.2%	99.8%	-	-	-	-	-	-	-	-	-	-	-
Graduates, TxCHSE, and Continuers	93.7%	99.8%	-	-	-	-	-	-	-	-	-	-	-
<b>4-Year Federal Graduation Rate Without Exclusions (Gr 9-12)</b>													
Class of 2024	90.7%	98.9%	-	-	-	-	-	-	-	-	-	-	-
Class of 2023	90.3%	99.0%	-	-	-	-	-	-	-	-	-	-	-
<b>RHSP/DAP Graduates (Longitudinal Rate)</b>													
Class of 2024	44.9%	-	-	-	-	-	-	-	-	-	-	-	-
Class of 2023	72.3%	-	-	-	-	-	-	-	-	-	-	-	-
<b>FHSP-E Graduates (Longitudinal Rate)</b>													
Class of 2024	11.0%	0.7%	-	-	-	-	-	-	-	-	-	-	-
Class of 2023	4.3%	0.0%	-	-	-	-	-	-	-	-	-	-	-
<b>FHSP-DLA Graduates (Longitudinal Rate)</b>													

Texas Education Agency  
**2024-25 Attendance, Graduation, and Dropout Rates (TAPR)**  
 WESTWOOD EL (084911101) - FRIENDSWOOD ISD - GALVESTON COUNTY

	State	District	Campus	African American	Hispanic	White	American Indian	Asian	Pacific Islander	Two or More Races	Special Ed	Econ Disadv	EB/EL
Class of 2024	78.5%	92.6%	-	-	-	-	-	-	-	-	-	-	-
Class of 2023	84.3%	94.3%	-	-	-	-	-	-	-	-	-	-	-
<b>Texas First-DLA Graduates (Longitudinal Rate)</b>													
Class of 2024	0.1%	0.5%	-	-	-	-	-	-	-	-	-	-	-
Class of 2023	0.0%	0.0%	-	-	-	-	-	-	-	-	-	-	-
<b>RHSP/DAP/FHSP-E/FHSP-DLA/Texas First-DLA Graduates (Longitudinal Rate)</b>													
Class of 2024	89.5%	93.3%	-	-	-	-	-	-	-	-	-	-	-
Class of 2023	88.6%	94.3%	-	-	-	-	-	-	-	-	-	-	-
<b>RHSP/DAP Graduates (Annual Rate)</b>													
2023-24	24.6%	-	-	-	-	-	-	-	-	-	-	-	-
2022-23	38.4%	-	-	-	-	-	-	-	-	-	-	-	-
<b>FHSP-E Graduates (Annual Rate)</b>													
2023-24	11.0%	0.7%	-	-	-	-	-	-	-	-	-	-	-
2022-23	4.4%	0.0%	-	-	-	-	-	-	-	-	-	-	-
<b>FHSP-DLA Graduates (Annual Rate)</b>													
2023-24	76.9%	92.4%	-	-	-	-	-	-	-	-	-	-	-
2022-23	82.5%	93.7%	-	-	-	-	-	-	-	-	-	-	-
<b>Texas First-DLA Graduates (Annual Rate)</b>													
2023-24	0.1%	0.7%	-	-	-	-	-	-	-	-	-	-	-
2022-23	0.1%	0.2%	-	-	-	-	-	-	-	-	-	-	-
<b>RHSP/DAP/FHSP-E/FHSP-DLA/Texas First-DLA Graduates (Annual Rate)</b>													
2023-24	87.8%	93.2%	-	-	-	-	-	-	-	-	-	-	-
2022-23	86.8%	93.8%	-	-	-	-	-	-	-	-	-	-	-

Texas Education Agency  
**2024-25 Graduation Profile (TAPR)**  
 WESTWOOD EL (084911101) - FRIENDSWOOD ISD - GALVESTON COUNTY

	Campus Count	Campus Percent	District Count	State Count
<b>Graduates (2023-24 Annual Graduates)</b>				
Total Graduates	-	-	438	382,023
<b>By Ethnicity:</b>				
African American	-	-	10	48,064
Hispanic	-	-	90	200,942
White	-	-	292	101,714
American Indian	-	-	1	1,231
Asian	-	-	30	19,746
Pacific Islander	-	-	0	606
Two or More Races	-	-	15	9,720
<b>By Graduation Type:</b>				
Minimum H.S. Program	-	-	0	309
Recommended H.S. Program/Distinguished Achievement Program	-	-	0	101
Foundation H.S. Program (No Endorsement)	-	-	30	46,183
Foundation H.S. Program (Endorsement)	-	-	3	42,042
Foundation H.S. Program (DLA)	-	-	402	293,032
Texas First Early H.S. Completion Program (Texas First-DLA)	-	-	3	356
Special Education Graduates	-	-	40	35,935
Economically Disadvantaged Graduates	-	-	55	211,984
Emergent Bilingual (EB)/English Learner (EL) Graduates	-	-	6	56,967
At-Risk Graduates	-	-	99	173,035
CTE Completers	-	-	114	127,800

**There is no data for this campus.**

**There is no data for this campus.**

**There is no data for this campus.**

Texas Education Agency  
**2024-25 Student Information (TAPR)**  
 WESTWOOD EL (084911101) - FRIENDSWOOD ISD - GALVESTON COUNTY

Student Information	Membership				Enrollment			
	Campus		District	State	Campus		District	State
	Count	Percent			Count	Percent		
<b>Total Students</b>	<b>480</b>	<b>100.0%</b>	<b>6,162</b>	<b>5,530,499</b>	<b>497</b>	<b>100.0%</b>	<b>6,194</b>	<b>5,544,255</b>
<b>Students by Grade</b>								
Early Childhood Education	15	3.1%	0.4%	0.3%	31	6.2%	0.9%	0.5%
Pre-Kindergarten	22	4.6%	0.7%	4.5%	22	4.4%	0.7%	4.5%
Pre-Kindergarten: 3-year Old	0	0.0%	0.0%	0.8%	0	0.0%	0.0%	0.8%
Pre-Kindergarten: 4-year Old	22	4.6%	0.7%	3.7%	22	4.4%	0.7%	3.7%
Kindergarten	133	27.7%	5.3%	6.5%	133	26.8%	5.3%	6.5%
Grade 1	144	30.0%	6.0%	6.8%	144	29.0%	6.0%	6.8%
Grade 2	166	34.6%	6.2%	7.0%	167	33.6%	6.2%	7.0%
<b>Ethnic Distribution</b>								
African American	11	2.3%	1.9%	12.8%	12	2.4%	1.9%	12.8%
Hispanic	118	24.6%	21.5%	53.5%	122	24.5%	21.5%	53.5%
White	299	62.3%	64.4%	24.4%	310	62.4%	64.4%	24.4%
American Indian	0	0.0%	0.1%	0.3%	0	0.0%	0.1%	0.3%
Asian	20	4.2%	6.6%	5.6%	20	4.0%	6.6%	5.6%
Pacific Islander	0	0.0%	0.2%	0.2%	0	0.0%	0.2%	0.2%
Two or More Races	32	6.7%	5.3%	3.3%	33	6.6%	5.3%	3.3%
<b>Sex</b>								
Female	233	48.5%	50.1%	48.9%	237	47.7%	50.0%	48.8%
Male	247	51.5%	49.9%	51.1%	260	52.3%	50.0%	51.2%
<b>Other Student Cohorts</b>								
Economically Disadvantaged	85	17.7%	7.4%	60.5%	87	17.5%	7.4%	60.4%
Non-Educationally Disadvantaged	395	82.3%	92.6%	39.5%	410	82.5%	92.6%	39.6%
Section 504 Students	4	0.8%	10.7%	6.8%	4	0.8%	10.7%	6.8%
EB Students/EL	31	6.5%	3.5%	24.3%	31	6.2%	3.5%	24.3%
Students w/ Disciplinary Placements (2023-24)	0	0.0%	0.5%	2.1%				
Students w/ Dyslexia	17	3.5%	11.4%	6.4%	17	3.4%	11.3%	6.4%
Foster Care	5	1.0%	0.1%	0.2%	5	1.0%	0.1%	0.2%
Homeless	0	0.0%	0.0%	1.4%	0	0.0%	0.0%	1.4%
Immigrant	9	1.9%	0.6%	3.5%	9	1.8%	0.6%	3.5%
Migrant	0	0.0%	0.0%	0.2%	0	0.0%	0.0%	0.2%
Title I	480	100.0%	18.2%	66.6%	497	100.0%	18.4%	66.5%
Military Connected	35	7.3%	7.0%	4.1%	36	7.2%	7.0%	4.1%
At-Risk	96	20.0%	19.0%	53.5%	96	19.3%	18.9%	53.5%
<b>Students by Instructional Program</b>								
Bilingual/ESL Education	31	6.5%	3.3%	24.3%	31	6.2%	3.3%	24.3%
Career and Technical Education	0	0.0%	35.8%	27.7%	-	-	-	-

Texas Education Agency  
**2024-25 Student Information (TAPR)**  
 WESTWOOD EL (084911101) - FRIENDSWOOD ISD - GALVESTON COUNTY

Student Information	Membership				Enrollment			
	Campus		District	State	Campus		District	State
	Count	Percent			Count	Percent		
Career and Technical Education (9-12 grades only)	0	0.0%	80.0%	74.0%	-	-	-	-
Gifted and Talented Education	26	5.4%	9.3%	8.7%	26	5.2%	9.3%	8.7%
Special Education	96	20.0%	15.4%	15.3%	112	22.5%	15.8%	15.5%
<b>Students with Disabilities by Type of Primary Disability</b>								
<b>Total Students with Disabilities</b>	<b>96</b>							
Students with Intellectual Disabilities	22	22.9%	42.5%	48.3%				
Students with Physical Disabilities	38	39.6%	18.7%	17.0%				
Students with Autism	26	27.1%	22.4%	16.8%				
Students with Behavioral Disabilities	**	**	15.9%	16.3%				
Students with Non-Categorical Early Childhood	*	*	0.5%	1.6%				
<b>Mobility (2023-24)</b>								
<b>Total Mobile Students</b>	<b>18</b>	<b>4.7%</b>	<b>3.9%</b>	<b>16.4%</b>				
African American	0	0.0%	0.2%	3.3%				
Hispanic	6	1.6%	1.1%	8.9%				
White	12	3.1%	2.3%	2.9%				
American Indian	0	0.0%	0.0%	0.1%				
Asian	0	0.0%	0.1%	0.5%				
Pacific Islander	0	0.0%	0.0%	0.0%				
Two or More Races	0	0.0%	0.2%	0.6%				
Special Ed Students who are Mobile	4	4.4%	4.8%	17.3%				
Count and Percent of EB Students/EL who are Mobile	1	5.6%	4.3%	17.9%				
Count and Percent of Econ Dis Students who are Mobile	6	8.0%	8.8%	19.0%				
<b>Student Attrition (2023-24)</b>								
<b>Total Student Attrition</b>	<b>31</b>	<b>9.1%</b>	<b>6.4%</b>	<b>18.0%</b>				

Student Information	Non-Special Education Rates			Special Education Rates		
	Campus	District	State	Campus	District	State
<b>Retention Rates by Grade</b>						
Kindergarten	1.0%	0.7%	1.3%	0.0%	2.7%	3.6%
Grade 1	0.8%	0.3%	1.9%	0.0%	0.0%	3.0%
Grade 2	0.0%	0.0%	1.1%	0.0%	0.9%	1.4%

Class Size Averages by Grade and Subject  
 (Derived from teacher responsibility records):

Texas Education Agency  
**2024-25 Student Information (TAPR)**  
WESTWOOD EL (084911101) - FRIENDSWOOD ISD - GALVESTON COUNTY

<b>Class Size Information</b>	<b>Campus</b>	<b>District</b>	<b>State</b>
<b>Elementary</b>			
Kindergarten	21.2	19.7	18.9
Grade 1	19.5	19.8	19.2
Grade 2	20.8	22.5	19.4

Texas Education Agency  
**2024-25 Staff Information (TAPR)**  
WESTWOOD EL (084911101) - FRIENDSWOOD ISD - GALVESTON COUNTY

Staff Information	Campus		District	State
	Count/Average	Percent		
<b>Total Staff</b>	<b>53.9</b>	<b>100.0%</b>	<b>100.0%</b>	<b>100.0%</b>
Professional Staff	44.0	81.5%	67.3%	63.8%
Teachers	36.0	66.7%	50.5%	48.3%
Professional Support	6.0	11.1%	12.5%	10.8%
Campus Administration (School Leadership)	2.0	3.7%	2.8%	3.4%
Educational Aides	10.0	18.5%	9.9%	10.7%
<b>Librarians and Counselors (Headcount)</b>				
Full-time Librarians	1.0	n/a	5.0	4,125.0
Part-time Librarians	0.0	n/a	1.0	583.0
Full-time Counselors	1.0	n/a	15.0	13,704.0
Part-time Counselors	0.0	n/a	0.0	1,298.0
<b>Total Minority Staff</b>	<b>7.6</b>	<b>14.1%</b>	<b>22.7%</b>	<b>55.3%</b>
<b>Teachers by Ethnicity</b>				
African American	0.0	0.0%	1.0%	12.8%
Hispanic	3.0	8.3%	10.4%	31.0%
White	32.0	88.9%	85.6%	52.2%
American Indian	0.0	0.0%	0.3%	0.3%
Asian	0.0	0.0%	0.3%	2.2%
Pacific Islander	0.0	0.0%	0.0%	0.1%
Two or More Races	1.0	2.8%	2.4%	1.3%
<b>Teachers by Sex</b>				
Males	0.0	0.0%	19.2%	24.6%
Females	36.0	100.0%	80.8%	75.4%
<b>Teachers by Highest Degree Held</b>				
No Degree	0.0	0.0%	0.0%	2.4%
Bachelors	33.0	91.7%	70.4%	71.4%
Masters	3.0	8.3%	29.0%	25.4%
Doctorate	0.0	0.0%	0.5%	0.8%
<b>Teachers by Years of Experience</b>				
Beginning Teachers	1.0	2.8%	3.1%	7.3%
1-5 Years Experience	9.0	25.0%	21.0%	28.3%
6-10 Years Experience	9.0	25.0%	20.6%	19.7%
11-20 Years Experience	11.0	30.6%	34.9%	27.6%
21-30 Years Experience	5.0	13.9%	15.5%	14.1%
Over 30 Years Experience	1.0	2.8%	4.9%	3.0%
Number of Students per Teacher	13.3	n/a	16.0	15.0

Texas Education Agency  
**2024-25 Staff Information (TAPR)**  
 WESTWOOD EL (084911101) - FRIENDSWOOD ISD - GALVESTON COUNTY

Staff Information	Campus	District	State
<b>Experience of Campus Leadership</b>			
Average Years Experience of Principals	3.0	8.9	6.0
Average Years Experience of Principals with District	2.0	6.9	5.1
Average Years Experience of Assistant Principals	2.0	8.6	5.1
Average Years Experience of Assistant Principals with District	2.0	8.2	4.3
Average Years Experience of Teachers	12.0	13.4	11.2
Average Years Experience of Teachers with District	6.4	7.5	7.0
<b>Average Teacher Salary by Years of Experience (regular duties only)</b>			
Beginning Teachers	\$60,000	\$62,470	\$55,689
1-5 Years Experience	\$61,257	\$61,459	\$59,266
6-10 Years Experience	\$62,650	\$63,628	\$62,607
11-20 Years Experience	\$66,682	\$67,136	\$66,353
21-30 Years Experience	\$73,275	\$72,745	\$70,976
Over 30 Years Experience	\$75,918	\$75,521	\$75,042
<b>Average Actual Salaries (regular duties only)</b>			
Teachers	\$65,308	\$66,352	\$63,751
Professional Support	\$66,682	\$73,677	\$75,909
Campus Administration (School Leadership)	\$88,165	\$94,986	\$88,786
Instructional Staff Percent	n/a	66.3%	64.8%
Contracted Instructional Staff (not incl. above)	0.0	0.0	1,637.7

Program Information	Campus		District	State
	Count	Percent		
<b>Teachers by Program (population served)</b>				
Bilingual/ESL Education	1.0	2.8%	0.5%	6.3%
Career and Technical Education	0.0	0.0%	7.2%	5.5%
Compensatory Education	2.2	6.2%	0.7%	2.6%
Gifted and Talented Education	1.0	2.8%	1.0%	1.6%
Regular Education	25.2	70.1%	62.5%	69.0%
Special Education	6.5	18.1%	15.4%	11.4%
Other	0.0	0.0%	12.5%	3.6%

- Indicates there is no data for the item.
- \* Indicates results are masked due to small numbers.
- \*\* When only one student disability or assessment group is masked, then the second smallest student disability or assessment group is masked regardless of size.
- n/a Indicates data reporting is not applicable for this group.
- ? Indicates that the data for this item were statistically improbable or were reported outside a reasonable range.

Texas Education Agency  
**2024-25 Staff Information (TAPR)**  
WESTWOOD EL (084911101) - FRIENDSWOOD ISD - GALVESTON COUNTY

Link to: [PEIMS Financial Standard Reports 2023-24 Financial Actual Report](#)  
(To open link in a new window, press the "Ctrl" key and click on the link.)

# **2024-25 Texas Academic Performance Report (TAPR)**

**District Name: FRIENDSWOOD ISD**

**Campus Name: FRIENDSWOOD J H**

**Campus Number: 084911041**

**2025 Campus Accountability Score: A**

**This page is intentionally blank.**

Texas Education Agency  
**2024-25 STAAR Performance (TAPR)**  
 FRIENDSWOOD J H (084911041) - FRIENDSWOOD ISD - GALVESTON COUNTY

	School Year	State	District	Campus	African American	Hispanic	White	American Indian	Asian	Pacific Islander	Two or More Races	Special Ed (Current)	Special Ed (Former)	Continuously Enrolled	Non-Continuously Enrolled	Econ Disadv	EB / EL (Current & Monitored)
<b>STAAR Performance Rates by Tested Grade, Subject, and Performance Level</b>																	
<b>Grade 6 Reading</b>																	
At Approaches Grade Level or Above	2025	77%	94%	<b>94%</b>	100%	92%	95%	*	100%	*	94%	79%	100%	94%	95%	90%	95%
	2024	77%	92%	<b>92%</b>	100%	85%	95%	*	97%	*	89%	66%	93%	92%	92%	72%	81%
At Meets Grade Level or Above	2025	56%	79%	<b>79%</b>	83%	73%	80%	*	84%	*	88%	39%	80%	81%	74%	61%	59%
	2024	57%	76%	<b>76%</b>	67%	66%	79%	*	88%	*	70%	37%	85%	77%	71%	44%	54%
At Masters Grade Level	2025	29%	43%	<b>43%</b>	50%	30%	44%	*	70%	*	53%	10%	50%	45%	37%	29%	27%
	2024	26%	36%	<b>36%</b>	33%	24%	38%	*	64%	*	48%	8%	37%	38%	31%	7%	19%
<b>Grade 6 Mathematics</b>																	
At Approaches Grade Level or Above	2025	74%	89%	<b>90%</b>	*	81%	92%	-	100%	*	*	79%	92%	88%	93%	85%	92%
	2024	72%	88%	<b>88%</b>	*	83%	91%	-	100%	-	82%	67%	100%	89%	87%	75%	78%
At Meets Grade Level or Above	2025	40%	51%	<b>51%</b>	*	42%	55%	-	67%	*	*	34%	69%	48%	60%	45%	58%
	2024	39%	54%	<b>54%</b>	*	53%	53%	-	78%	-	55%	33%	75%	55%	52%	31%	52%
At Masters Grade Level	2025	16%	12%	<b>13%</b>	*	10%	13%	-	22%	*	*	6%	8%	12%	13%	10%	17%
	2024	14%	15%	<b>15%</b>	*	7%	19%	-	22%	-	0%	11%	38%	15%	13%	5%	7%
<b>Grade 7 Reading</b>																	
At Approaches Grade Level or Above	2025	76%	94%	<b>94%</b>	86%	90%	95%	*	97%	*	92%	70%	96%	94%	93%	76%	84%
	2024	74%	94%	<b>94%</b>	100%	91%	95%	-	91%	*	93%	71%	96%	95%	92%	86%	75%
At Meets Grade Level or Above	2025	54%	83%	<b>83%</b>	71%	81%	82%	*	91%	*	88%	42%	93%	84%	79%	60%	65%
	2024	54%	87%	<b>87%</b>	100%	83%	87%	-	91%	*	93%	58%	92%	90%	81%	68%	75%
At Masters Grade Level	2025	27%	57%	<b>57%</b>	57%	46%	59%	*	71%	*	77%	17%	75%	58%	55%	28%	35%
	2024	29%	64%	<b>64%</b>	83%	51%	66%	-	69%	*	74%	24%	69%	68%	55%	36%	35%
<b>Grade 7 Mathematics</b>																	
At Approaches Grade Level or Above	2025	55%	89%	<b>89%</b>	75%	86%	90%	*	97%	-	92%	63%	100%	91%	84%	77%	80%
	2024	56%	89%	<b>89%</b>	*	84%	90%	*	92%	*	94%	62%	92%	91%	84%	86%	75%
At Meets Grade Level or Above	2025	33%	73%	<b>73%</b>	50%	63%	75%	*	95%	-	88%	45%	88%	76%	65%	45%	63%
	2024	34%	75%	<b>75%</b>	*	66%	76%	*	82%	*	84%	43%	84%	77%	71%	52%	64%
At Masters Grade Level	2025	11%	36%	<b>36%</b>	13%	19%	39%	*	74%	-	46%	10%	53%	39%	28%	23%	31%
	2024	11%	31%	<b>31%</b>	*	27%	31%	*	44%	*	39%	11%	44%	32%	30%	12%	29%
<b>Grade 8 Reading</b>																	

Texas Education Agency  
**2024-25 STAAR Performance (TAPR)**  
 FRIENDSWOOD J H (084911041) - FRIENDSWOOD ISD - GALVESTON COUNTY

	School Year	State	District	Campus	African American	Hispanic	White	American Indian	Asian	Pacific Islander	Two or More Races	Special Ed (Current)	Special Ed (Former)	Continuously Enrolled	Non-Continuously Enrolled	Econ Disadv	EB / EL (Current & Monitored)
At Approaches Grade Level or Above	2025	82%	96%	<b>96%</b>	100%	97%	96%	-	95%	*	92%	74%	100%	96%	95%	82%	93%
	2024	81%	95%	<b>95%</b>	100%	93%	96%	-	94%	-	95%	79%	100%	97%	91%	83%	85%
At Meets Grade Level or Above	2025	58%	83%	<b>83%</b>	80%	76%	84%	-	89%	*	88%	46%	77%	87%	71%	59%	67%
	2024	56%	84%	<b>84%</b>	100%	80%	84%	-	94%	-	85%	50%	90%	86%	81%	67%	77%
At Masters Grade Level	2025	32%	56%	<b>56%</b>	60%	45%	57%	-	59%	*	62%	15%	33%	58%	49%	35%	27%
	2024	29%	58%	<b>58%</b>	64%	45%	61%	-	71%	-	60%	21%	60%	60%	49%	31%	31%
<b>Grade 8 Mathematics</b>																	
At Approaches Grade Level or Above	2025	71%	95%	<b>95%</b>	*	96%	95%	*	95%	*	93%	64%	93%	96%	91%	83%	94%
	2024	72%	94%	<b>94%</b>	100%	91%	95%	-	93%	*	95%	76%	88%	96%	88%	76%	83%
At Meets Grade Level or Above	2025	47%	84%	<b>84%</b>	*	82%	84%	*	92%	*	86%	38%	83%	88%	71%	67%	76%
	2024	43%	80%	<b>80%</b>	100%	73%	82%	-	89%	*	76%	51%	76%	83%	73%	60%	58%
At Masters Grade Level	2025	18%	53%	<b>53%</b>	*	44%	54%	*	68%	*	48%	16%	47%	55%	47%	39%	47%
	2024	16%	42%	<b>42%</b>	29%	28%	45%	-	70%	*	52%	18%	53%	46%	33%	20%	42%
<b>Grade 8 Science</b>																	
At Approaches Grade Level or Above	2025	74%	90%	<b>90%</b>	80%	84%	91%	-	95%	*	96%	59%	87%	93%	82%	76%	80%
	2024	70%	90%	<b>90%</b>	91%	86%	91%	-	94%	-	90%	63%	85%	91%	86%	70%	75%
At Meets Grade Level or Above	2025	48%	70%	<b>70%</b>	80%	60%	72%	-	81%	*	74%	35%	53%	74%	58%	47%	47%
	2024	44%	70%	<b>70%</b>	82%	65%	70%	-	81%	-	80%	42%	75%	73%	64%	48%	58%
At Masters Grade Level	2025	19%	27%	<b>27%</b>	60%	18%	26%	-	49%	*	33%	9%	30%	28%	26%	24%	13%
	2024	17%	30%	<b>30%</b>	27%	17%	32%	-	48%	-	50%	13%	20%	33%	21%	13%	33%
<b>Grade 8 Social Studies</b>																	
At Approaches Grade Level or Above	2025	58%	81%	<b>81%</b>	80%	71%	83%	-	86%	*	85%	44%	77%	83%	75%	65%	73%
	2024	60%	79%	<b>79%</b>	91%	76%	80%	-	84%	-	75%	45%	85%	81%	72%	57%	62%
At Meets Grade Level or Above	2025	32%	49%	<b>49%</b>	80%	36%	50%	-	62%	*	59%	24%	40%	51%	46%	41%	20%
	2024	33%	49%	<b>49%</b>	55%	43%	48%	-	71%	-	70%	29%	50%	52%	42%	33%	31%
At Masters Grade Level	2025	17%	31%	<b>31%</b>	40%	26%	30%	-	54%	*	33%	17%	30%	31%	32%	41%	13%
	2024	17%	28%	<b>28%</b>	18%	19%	29%	-	45%	-	45%	15%	35%	30%	23%	9%	23%
<b>End of Course Algebra I</b>																	
At Approaches Grade Level or Above	2025	78%	92%	<b>100%</b>	*	100%	100%	-	100%	*	100%	*	100%	100%	100%	*	100%
	2024	81%	95%	<b>100%</b>	100%	100%	100%	-	100%	*	100%	*	100%	100%	100%	100%	*

Texas Education Agency  
**2024-25 STAAR Performance (TAPR)**  
 FRIENDSWOOD J H (084911041) - FRIENDSWOOD ISD - GALVESTON COUNTY

	School Year	State	District	Campus	African American	Hispanic	White	American Indian	Asian	Pacific Islander	Two or More Races	Special Ed (Current)	Special Ed (Former)	Continuously Enrolled	Non-Continuously Enrolled	Econ Disadv	EB / EL (Current & Monitored)
At Meets Grade Level or Above	2025	45%	69%	<b>98%</b>	*	94%	98%	-	100%	*	100%	*	100%	99%	92%	*	80%
	2024	43%	74%	<b>96%</b>	100%	97%	95%	-	100%	*	100%	*	100%	96%	100%	92%	*
At Masters Grade Level	2025	27%	51%	<b>90%</b>	*	89%	89%	-	96%	*	92%	*	85%	90%	86%	*	80%
	2024	24%	52%	<b>81%</b>	88%	77%	79%	-	88%	*	100%	*	87%	81%	80%	50%	*
<b>All Grades All Subjects</b>																	
At Approaches Grade Level or Above	2025	75%	92%	<b>92%</b>	87%	88%	93%	*	96%	83%	93%	67%	94%	93%	89%	81%	86%
	2024	75%	91%	<b>91%</b>	94%	87%	92%	*	93%	100%	90%	67%	93%	92%	87%	76%	78%
At Meets Grade Level or Above	2025	50%	74%	<b>75%</b>	74%	67%	75%	*	86%	58%	81%	39%	75%	77%	67%	54%	59%
	2024	48%	75%	<b>75%</b>	84%	67%	75%	*	86%	100%	80%	43%	81%	77%	69%	51%	59%
At Masters Grade Level	2025	21%	40%	<b>44%</b>	46%	33%	45%	*	65%	50%	52%	13%	45%	46%	39%	28%	30%
	2024	20%	38%	<b>42%</b>	43%	29%	44%	*	60%	67%	52%	15%	48%	44%	35%	17%	26%
<b>All Grades ELA/Reading</b>																	
At Approaches Grade Level or Above	2025	76%	93%	<b>95%</b>	94%	93%	95%	*	97%	*	93%	74%	99%	95%	95%	84%	90%
	2024	76%	92%	<b>94%</b>	100%	89%	95%	*	94%	*	92%	72%	96%	94%	92%	80%	80%
At Meets Grade Level or Above	2025	54%	80%	<b>82%</b>	78%	77%	82%	*	88%	*	88%	42%	83%	84%	75%	60%	63%
	2024	54%	80%	<b>82%</b>	91%	75%	84%	*	91%	*	82%	48%	89%	84%	77%	58%	64%
At Masters Grade Level	2025	23%	41%	<b>52%</b>	56%	41%	54%	*	67%	*	65%	14%	52%	54%	48%	30%	31%
	2024	22%	42%	<b>52%</b>	61%	38%	55%	*	68%	*	61%	17%	55%	55%	44%	23%	26%
<b>All Grades Mathematics</b>																	
At Approaches Grade Level or Above	2025	72%	92%	<b>93%</b>	83%	89%	94%	*	97%	*	94%	69%	97%	94%	90%	82%	87%
	2024	72%	92%	<b>92%</b>	91%	88%	94%	*	95%	*	93%	69%	95%	94%	87%	80%	79%
At Meets Grade Level or Above	2025	45%	73%	<b>77%</b>	67%	67%	79%	*	93%	*	86%	41%	85%	80%	69%	53%	67%
	2024	43%	73%	<b>77%</b>	91%	68%	78%	*	88%	*	80%	43%	84%	79%	70%	50%	60%
At Masters Grade Level	2025	20%	42%	<b>46%</b>	33%	32%	48%	*	72%	*	53%	12%	49%	49%	37%	25%	36%
	2024	17%	37%	<b>40%</b>	43%	27%	42%	*	60%	*	46%	14%	53%	43%	33%	15%	26%
<b>All Grades Science</b>																	
At Approaches Grade Level or Above	2025	78%	90%	<b>90%</b>	80%	84%	91%	-	95%	*	96%	59%	87%	93%	82%	76%	80%
	2024	75%	89%	<b>90%</b>	91%	86%	91%	-	94%	-	90%	63%	85%	91%	86%	70%	75%
At Meets Grade Level or Above	2025	47%	68%	<b>70%</b>	80%	60%	72%	-	81%	*	74%	35%	53%	74%	58%	47%	47%
	2024	43%	68%	<b>70%</b>	82%	65%	70%	-	81%	-	80%	42%	75%	73%	64%	48%	58%

Texas Education Agency  
**2024-25 STAAR Performance (TAPR)**  
 FRIENDSWOOD J H (084911041) - FRIENDSWOOD ISD - GALVESTON COUNTY

	School Year	State	District	Campus	African American	Hispanic	White	American Indian	Asian	Pacific Islander	Two or More Races	Special Ed (Current)	Special Ed (Former)	Continuously Enrolled	Non-Continuously Enrolled	Econ Disadv	EB / EL (Current & Monitored)
At Masters Grade Level	2025	17%	30%	<b>27%</b>	60%	18%	26%	-	49%	*	33%	9%	30%	28%	26%	24%	13%
	2024	16%	31%	<b>30%</b>	27%	17%	32%	-	48%	-	50%	13%	20%	33%	21%	13%	33%
<b>All Grades Social Studies</b>																	
At Approaches Grade Level or Above	2025	77%	90%	<b>81%</b>	80%	71%	83%	-	86%	*	85%	44%	77%	83%	75%	65%	73%
	2024	78%	89%	<b>79%</b>	91%	76%	80%	-	84%	-	75%	45%	85%	81%	72%	57%	62%
At Meets Grade Level or Above	2025	50%	66%	<b>49%</b>	80%	36%	50%	-	62%	*	59%	24%	40%	51%	46%	41%	20%
	2024	51%	68%	<b>49%</b>	55%	43%	48%	-	71%	-	70%	29%	50%	52%	42%	33%	31%
At Masters Grade Level	2025	27%	40%	<b>31%</b>	40%	26%	30%	-	54%	*	33%	17%	30%	31%	32%	41%	13%
	2024	27%	40%	<b>28%</b>	18%	19%	29%	-	45%	-	45%	15%	35%	30%	23%	9%	23%
<b>STAAR Performance Rates by Enrolled Grade at Meets Grade Level or Above</b>																	
<b>6th Graders</b>																	
Reading and Mathematics	2025	37%	66%	<b>66%</b>	67%	55%	67%	*	81%	*	82%	23%	73%	67%	62%	48%	59%
	2024	36%	65%	<b>65%</b>	67%	54%	67%	*	85%	*	70%	27%	81%	67%	60%	26%	43%
Reading and Mathematics Including EOC	2025	37%	66%	<b>66%</b>	67%	55%	67%	*	81%	*	82%	23%	73%	67%	62%	48%	59%
	2024	36%	65%	<b>65%</b>	67%	54%	67%	*	85%	*	70%	27%	81%	67%	60%	26%	43%
Reading Including EOC	2025	56%	79%	<b>79%</b>	83%	73%	80%	*	84%	*	88%	39%	80%	81%	74%	61%	59%
	2024	57%	76%	<b>76%</b>	67%	66%	79%	*	88%	*	70%	37%	85%	77%	71%	44%	54%
Math Including EOC	2025	41%	74%	<b>74%</b>	67%	63%	75%	*	92%	*	82%	41%	87%	74%	74%	65%	77%
	2024	40%	73%	<b>73%</b>	83%	65%	74%	*	91%	*	81%	38%	85%	75%	69%	41%	65%
<b>7th Graders</b>																	
Reading and Mathematics	2025	36%	64%	<b>64%</b>	50%	55%	67%	*	80%	*	82%	32%	77%	67%	57%	21%	45%
	2024	35%	68%	<b>68%</b>	*	57%	70%	-	75%	*	78%	39%	79%	72%	58%	40%	53%
Reading and Mathematics Including EOC	2025	38%	70%	<b>70%</b>	57%	58%	72%	*	88%	*	85%	32%	82%	73%	62%	24%	48%
	2024	36%	73%	<b>73%</b>	83%	61%	75%	-	83%	*	81%	40%	85%	77%	63%	43%	53%
Reading Including EOC	2025	54%	83%	<b>83%</b>	71%	81%	82%	*	91%	*	88%	42%	93%	84%	79%	60%	65%
	2024	54%	87%	<b>87%</b>	100%	83%	87%	-	91%	*	93%	58%	92%	90%	81%	68%	75%
Math Including EOC	2025	43%	75%	<b>75%</b>	57%	62%	77%	*	94%	*	88%	42%	86%	78%	65%	32%	59%
	2024	40%	76%	<b>76%</b>	83%	64%	77%	-	83%	*	81%	45%	85%	79%	66%	49%	50%
<b>8th Graders</b>																	
Reading and Mathematics	2025	30%	69%	<b>69%</b>	*	64%	68%	-	85%	*	76%	26%	61%	74%	55%	50%	67%
	2024	28%	67%	<b>67%</b>	100%	62%	67%	-	83%	-	62%	33%	67%	67%	66%	48%	50%

Texas Education Agency  
**2024-25 STAAR Performance (TAPR)**  
 FRIENDSWOOD J H (084911041) - FRIENDSWOOD ISD - GALVESTON COUNTY

	School Year	State	District	Campus	African American	Hispanic	White	American Indian	Asian	Pacific Islander	Two or More Races	Special Ed (Current)	Special Ed (Former)	Continuously Enrolled	Non-Continuously Enrolled	Econ Disadv	EB / EL (Current & Monitored)
Reading and Mathematics Including EOC	2025	44%	76%	<b>76%</b>	80%	69%	76%	-	89%	*	81%	31%	67%	81%	60%	53%	67%
	2024	41%	76%	<b>76%</b>	100%	71%	76%	-	90%	-	75%	35%	75%	77%	74%	56%	62%
Reading Including EOC	2025	59%	83%	<b>83%</b>	80%	76%	84%	-	89%	*	88%	46%	77%	87%	71%	59%	67%
	2024	57%	84%	<b>84%</b>	100%	80%	84%	-	94%	-	85%	50%	90%	86%	81%	67%	77%
Math Including EOC	2025	51%	84%	<b>84%</b>	80%	82%	83%	-	92%	*	85%	39%	83%	89%	68%	65%	67%
	2024	49%	81%	<b>81%</b>	100%	76%	81%	-	90%	-	75%	47%	80%	82%	76%	63%	62%
<b>3rd - 8th Graders</b>																	
Reading and Mathematics	2025	38%	67%	<b>66%</b>	60%	57%	67%	*	82%	*	80%	27%	71%	69%	58%	39%	54%
	2024	36%	66%	<b>67%</b>	80%	57%	68%	*	81%	*	71%	33%	78%	69%	61%	36%	47%
Reading and Mathematics Including EOC	2025	40%	69%	<b>71%</b>	67%	60%	72%	*	86%	*	83%	29%	74%	74%	61%	41%	56%
	2024	38%	69%	<b>71%</b>	87%	62%	73%	*	86%	*	76%	34%	81%	74%	65%	40%	49%
Reading Including EOC	2025	55%	80%	<b>82%</b>	78%	77%	82%	*	88%	*	88%	42%	83%	84%	75%	60%	63%
	2024	54%	79%	<b>82%</b>	91%	75%	84%	*	91%	*	82%	48%	89%	84%	77%	58%	64%
Math Including EOC	2025	46%	75%	<b>77%</b>	67%	67%	79%	*	93%	*	86%	41%	85%	80%	69%	53%	67%
	2024	45%	74%	<b>77%</b>	91%	68%	78%	*	88%	*	80%	43%	84%	79%	70%	50%	60%

\* Indicates results are masked due to small numbers to protect student confidentiality.  
 - Indicates there are no students in the group.

Texas Education Agency  
**2024-25 STAAR Progress (TAPR)**  
 FRIENDSWOOD J H (084911041) - FRIENDSWOOD ISD - GALVESTON COUNTY

	School Year	State	District	Campus	African American	Hispanic	White	American Indian	Asian	Pacific Islander	Two or More Races	Special Ed (Current)	Special Ed (Former)	Continuously Enrolled	Non-Continuously Enrolled	Econ Disadv	EB/EL (Current & Monitored)	G/T
<b>School Progress - Annual Growth by Grade and Subject</b>																		
Grade 6 ELA/Reading	2025	64%	73%	<b>73%</b>	83%	72%	72%	*	79%	*	85%	56%	80%	74%	70%	56%	61%	89%
	2024	61%	67%	<b>67%</b>	70%	59%	71%	*	77%	*	52%	46%	78%	68%	65%	52%	49%	---
Grade 6 Mathematics	2025	56%	60%	<b>60%</b>	*	54%	62%	-	63%	*	*	55%	69%	57%	69%	61%	71%	*
	2024	48%	55%	<b>55%</b>	*	49%	60%	-	75%	-	22%	49%	84%	56%	54%	49%	63%	---
Grade 7 ELA/Reading	2025	64%	88%	<b>88%</b>	71%	89%	86%	*	100%	*	92%	62%	95%	88%	86%	70%	87%	98%
	2024	66%	91%	<b>91%</b>	100%	88%	92%	-	95%	*	91%	69%	90%	92%	90%	86%	82%	---
Grade 7 Mathematics	2025	50%	69%	<b>69%</b>	44%	71%	65%	*	79%	-	91%	55%	80%	69%	66%	45%	66%	89%
	2024	49%	59%	<b>59%</b>	*	55%	59%	*	64%	*	60%	46%	72%	59%	57%	43%	60%	---
Grade 8 ELA/Reading	2025	72%	76%	<b>76%</b>	*	75%	76%	-	81%	*	76%	62%	58%	76%	78%	69%	79%	91%
	2024	69%	85%	<b>85%</b>	100%	86%	85%	-	90%	-	82%	77%	95%	86%	83%	78%	79%	---
Grade 8 Mathematics	2025	68%	86%	<b>86%</b>	*	88%	85%	*	94%	*	88%	58%	80%	86%	86%	80%	97%	89%
	2024	66%	84%	<b>84%</b>	100%	85%	83%	-	90%	*	83%	68%	86%	84%	83%	76%	67%	---
End of Course Algebra I	2025	74%	75%	<b>95%</b>	*	100%	93%	-	100%	*	92%	*	92%	95%	94%	*	*	100%
	2024	72%	79%	<b>96%</b>	100%	95%	95%	-	100%	*	100%	*	100%	95%	100%	88%	*	---
All Grades Both Subjects	2025	65%	76%	<b>78%</b>	70%	77%	77%	*	87%	57%	87%	58%	79%	78%	77%	61%	76%	94%
	2024	64%	76%	<b>77%</b>	87%	71%	78%	*	84%	67%	71%	59%	85%	77%	74%	63%	64%	---
All Grades ELA/Reading	2025	67%	76%	<b>79%</b>	76%	80%	78%	*	86%	*	84%	60%	77%	80%	78%	64%	77%	93%
	2024	67%	78%	<b>81%</b>	93%	76%	83%	*	88%	*	75%	63%	87%	82%	79%	69%	63%	---
All Grades Mathematics	2025	64%	76%	<b>77%</b>	63%	75%	76%	*	88%	*	89%	57%	80%	77%	76%	57%	76%	95%
	2024	60%	74%	<b>72%</b>	81%	67%	73%	*	80%	*	68%	55%	84%	73%	69%	57%	64%	---
<b>School Progress - Accelerated Learning by Grade and Subject</b>																		
Grade 6 ELA/Reading	2025	27%	64%	<b>64%</b>	*	50%	67%	-	*	-	-	60%	-	57%	100%	*	*	-
	2024	24%	23%	<b>23%</b>	-	9%	38%	-	*	-	*	22%	*	15%	50%	21%	*	---
Grade 6 Mathematics	2025	33%	55%	<b>57%</b>	-	33%	67%	-	-	*	-	47%	*	60%	50%	*	*	-
	2024	27%	27%	<b>27%</b>	*	11%	36%	-	-	-	-	14%	-	14%	50%	18%	0%	---
Grade 7 ELA/Reading	2025	25%	50%	<b>50%</b>	-	48%	56%	-	*	-	*	29%	*	45%	64%	17%	38%	-
	2024	23%	46%	<b>46%</b>	-	33%	59%	-	*	-	*	38%	*	44%	50%	50%	*	---
Grade 7 Mathematics	2025	16%	24%	<b>24%</b>	*	21%	31%	-	-	-	*	23%	-	27%	17%	*	17%	-
	2024	14%	22%	<b>22%</b>	-	20%	25%	-	*	-	-	27%	*	11%	33%	20%	*	---
Grade 8 ELA/Reading	2025	40%	50%	<b>50%</b>	-	67%	47%	-	*	-	*	43%	*	41%	64%	*	*	-
	2024	34%	50%	<b>50%</b>	*	60%	50%	-	*	-	*	42%	-	53%	43%	50%	*	---
Grade 8 Mathematics	2025	42%	67%	<b>67%</b>	-	62%	66%	-	*	-	*	35%	*	67%	67%	*	*	-
	2024	44%	69%	<b>69%</b>	*	67%	72%	-	*	-	*	56%	-	76%	55%	55%	*	---
End of Course Algebra I	2025	54%	45%	-	-	-	-	-	-	-	-	-	-	-	-	-	-	-
	2024	55%	61%	*	-	-	*	-	-	-	-	-	-	*	*	-	-	---
All Grades Both Subjects	2025	33%	48%	<b>53%</b>	*	44%	58%	-	60%	*	57%	38%	88%	50%	58%	36%	40%	-
	2024	32%	46%	<b>44%</b>	*	35%	51%	-	0%	-	40%	34%	*	41%	48%	34%	14%	---

Texas Education Agency  
**2024-25 STAAR Progress (TAPR)**  
 FRIENDSWOOD J H (084911041) - FRIENDSWOOD ISD - GALVESTON COUNTY

	School Year	State	District	Campus	African American	Hispanic	White	American Indian	Asian	Pacific Islander	Two or More Races	Special Ed (Current)	Special Ed (Former)	Continuously Enrolled	Non-Continuously Enrolled	Econ Disadv	EB/EL (Current & Monitored)	G/T
All Grades ELA/Reading	2025	31%	46%	<b>54%</b>	*	51%	56%	-	50%	-	*	42%	*	48%	70%	31%	50%	-
	2024	30%	38%	<b>39%</b>	*	27%	50%	-	0%	-	*	33%	*	36%	48%	35%	10%	---
All Grades Mathematics	2025	35%	50%	<b>52%</b>	*	37%	59%	-	*	*	*	34%	100%	53%	50%	42%	27%	-
	2024	35%	54%	<b>47%</b>	*	41%	51%	-	*	-	*	35%	*	47%	48%	33%	18%	---

- \* Indicates results are masked due to small numbers to protect student confidentiality.
- Indicates there are no students in the group.
- First reported in 2025.

Texas Education Agency  
**2024-25 Bilingual Education/English as a Second Language (Current EB Students/EL) (TAPR)**  
 FRIENDSWOOD J H (084911041) - FRIENDSWOOD ISD - GALVESTON COUNTY

	School Year	State	District	Campus	Total Bilingual Education	BE-Trans Early Exit	BE-Trans Late Exit	BE-Dual Two-Way	BE-Dual One-Way	ALP Bilingual (Exception)	Total ESL	ESL Content-Based	ESL Pull-Out	ALP ESL (Waiver)	EB/EL with Parental Denial	Never EB/EL	Total EB/EL (Current)	Monitored & Former EB/EL	
<b>STAAR Performance Rate by Subject and Performance Level</b>																			
<b>All Grades All Subjects</b>																			
At Approaches Grade Level or Above	2025	75%	92%	<b>92%</b>	-	-	-	-	-	-	77%	-	77%	-	100%	92%	79%	98%	
	2024	75%	91%	<b>91%</b>	-	-	-	-	-	-	71%	*	70%	-	71%	91%	71%	96%	
At Meets Grade Level or Above	2025	50%	74%	<b>75%</b>	-	-	-	-	-	-	41%	-	41%	-	60%	75%	43%	86%	
	2024	48%	75%	<b>75%</b>	-	-	-	-	-	-	49%	*	49%	-	64%	75%	50%	85%	
At Masters Grade Level	2025	21%	40%	<b>44%</b>	-	-	-	-	-	-	14%	-	14%	-	50%	45%	17%	53%	
	2024	20%	38%	<b>42%</b>	-	-	-	-	-	-	18%	*	18%	-	14%	43%	17%	48%	
<b>All Grades ELA/Reading</b>																			
At Approaches Grade Level or Above	2025	76%	93%	<b>95%</b>	-	-	-	-	-	-	83%	-	83%	-	*	95%	84%	100%	
	2024	76%	92%	<b>94%</b>	-	-	-	-	-	-	74%	*	74%	-	67%	94%	74%	100%	
At Meets Grade Level or Above	2025	54%	80%	<b>82%</b>	-	-	-	-	-	-	45%	-	45%	-	*	82%	47%	94%	
	2024	54%	80%	<b>82%</b>	-	-	-	-	-	-	55%	*	57%	-	67%	83%	57%	90%	
At Masters Grade Level	2025	23%	41%	<b>52%</b>	-	-	-	-	-	-	15%	-	15%	-	*	53%	16%	63%	
	2024	22%	42%	<b>52%</b>	-	-	-	-	-	-	17%	*	17%	-	17%	54%	17%	55%	
<b>All Grades Mathematics</b>																			
At Approaches Grade Level or Above	2025	72%	92%	<b>93%</b>	-	-	-	-	-	-	78%	-	78%	-	*	93%	79%	98%	
	2024	72%	92%	<b>92%</b>	-	-	-	-	-	-	72%	*	72%	-	67%	93%	72%	98%	
At Meets Grade Level or Above	2025	45%	73%	<b>77%</b>	-	-	-	-	-	-	48%	-	48%	-	*	78%	49%	92%	
	2024	43%	73%	<b>77%</b>	-	-	-	-	-	-	49%	*	48%	-	67%	77%	51%	88%	

Texas Education Agency  
**2024-25 Bilingual Education/English as a Second Language (Current EB Students/EL) (TAPR)**  
 FRIENDSWOOD J H (084911041) - FRIENDSWOOD ISD - GALVESTON COUNTY

	School Year	State	District	Campus	Total Bilingual Education	BE-Trans Early Exit	BE-Trans Late Exit	BE-Dual Two-Way	BE-Dual One-Way	ALP Bilingual (Exception)	Total ESL	ESL Content-Based	ESL Pull-Out	ALP ESL (Waiver)	EB/EL with Parental Denial	Never EB/EL	Total EB/EL (Current)	Monitored & Former EB/EL	
At Masters Grade Level	2025	20%	42%	<b>46%</b>	-	-	-	-	-	-	18%	-	18%	-	*	47%	21%	62%	
	2024	17%	37%	<b>40%</b>	-	-	-	-	-	-	19%	*	20%	-	17%	41%	19%	50%	
<b>All Grades Science</b>																			
At Approaches Grade Level or Above	2025	78%	90%	<b>90%</b>	-	-	-	-	-	-	57%	-	57%	-	*	91%	67%	100%	
	2024	75%	89%	<b>90%</b>	-	-	-	-	-	-	67%	-	67%	-	*	91%	70%	85%	
At Meets Grade Level or Above	2025	47%	68%	<b>70%</b>	-	-	-	-	-	-	29%	-	29%	-	*	71%	33%	73%	
	2024	43%	68%	<b>70%</b>	-	-	-	-	-	-	44%	-	44%	-	*	71%	50%	77%	
At Masters Grade Level	2025	17%	30%	<b>27%</b>	-	-	-	-	-	-	0%	-	0%	-	*	28%	11%	20%	
	2024	16%	31%	<b>30%</b>	-	-	-	-	-	-	22%	-	22%	-	*	30%	20%	38%	
<b>All Grades Social Studies</b>																			
At Approaches Grade Level or Above	2025	77%	90%	<b>81%</b>	-	-	-	-	-	-	57%	-	57%	-	*	81%	67%	93%	
	2024	78%	89%	<b>79%</b>	-	-	-	-	-	-	50%	-	50%	-	*	79%	55%	92%	
At Meets Grade Level or Above	2025	50%	66%	<b>49%</b>	-	-	-	-	-	-	0%	-	0%	-	*	50%	11%	53%	
	2024	51%	68%	<b>49%</b>	-	-	-	-	-	-	20%	-	20%	-	*	50%	18%	69%	
At Masters Grade Level	2025	27%	40%	<b>31%</b>	-	-	-	-	-	-	0%	-	0%	-	*	32%	11%	27%	
	2024	27%	40%	<b>28%</b>	-	-	-	-	-	-	10%	-	10%	-	*	28%	9%	31%	
<b>School Progress - Annual Growth</b>																			
All Grades Both Subjects	2025	65%	76%	<b>78%</b>	-	-	-	-	-	-	68%	-	68%	-	100%	78%	70%	86%	
	2024	64%	76%	<b>77%</b>	-	-	-	-	-	-	59%	*	59%	-	50%	77%	58%	82%	
All Grades ELA/Reading	2025	67%	76%	<b>79%</b>	-	-	-	-	-	-	71%	-	71%	-	*	79%	73%	84%	
	2024	67%	78%	<b>81%</b>	-	-	-	-	-	-	58%	*	59%	-	50%	82%	57%	82%	

Texas Education Agency  
**2024-25 Bilingual Education/English as a Second Language (Current EB Students/EL) (TAPR)**  
 FRIENDSWOOD J H (084911041) - FRIENDSWOOD ISD - GALVESTON COUNTY

	School Year	State	District	Campus	Total Bilingual Education	BE-Trans Early Exit	BE-Trans Late Exit	BE-Dual Two-Way	BE-Dual One-Way	ALP Bilingual (Exception)	Total ESL	ESL Content-Based	ESL Pull-Out	ALP ESL (Waiver)	EB/EL with Parental Denial	Never EB/EL	Total EB/EL (Current)	Monitored & Former EB/EL
All Grades Mathematics	2025	64%	76%	<b>77%</b>	-	-	-	-	-	-	66%	-	66%	-	*	77%	68%	88%
	2024	60%	74%	<b>72%</b>	-	-	-	-	-	-	60%	*	60%	-	50%	72%	59%	82%
<b>School Progress - Accelerated Learning</b>																		
All Grades Both Subjects	2025	33%	48%	<b>53%</b>	-	-	-	-	-	-	35%	-	35%	-	*	54%	40%	-
	2024	32%	46%	<b>44%</b>	-	-	-	-	-	-	18%	-	18%	-	*	48%	14%	*
All Grades ELA/Reading	2025	31%	46%	<b>54%</b>	-	-	-	-	-	-	46%	-	46%	-	*	55%	50%	-
	2024	30%	38%	<b>39%</b>	-	-	-	-	-	-	13%	-	13%	-	*	44%	10%	-
All Grades Mathematics	2025	35%	50%	<b>52%</b>	-	-	-	-	-	-	20%	-	20%	-	*	54%	27%	-
	2024	35%	54%	<b>47%</b>	-	-	-	-	-	-	22%	-	22%	-	*	52%	18%	*

\* Indicates results are masked due to small numbers to protect student confidentiality.  
 - Indicates there are no students in the group.  
 Blank cell indicates there are no data available in the group.

Texas Education Agency  
**2024-25 STAAR Participation (TAPR)**  
 FRIENDSWOOD J H (084911041) - FRIENDSWOOD ISD - GALVESTON COUNTY

	State	District	Campus	African American	Hispanic	White	American Indian	Asian	Pacific Islander	Two or More Races	Special Ed (Current)	Special Ed (Former)	Continuously Enrolled	Non-Continuously Enrolled	Econ Disadv	EB / EL (Current & Monitored)
<b>2025 STAAR Participation (All Grades)</b>																
<b>All Tests</b>																
Assessment Participant	99%	99%	<b>100%</b>	100%	100%	99%	*	100%	100%	99%	99%	100%	100%	100%	100%	99%
Included in Accountability	93%	98%	<b>98%</b>	92%	98%	98%	*	98%	100%	99%	98%	100%	100%	94%	95%	95%
Not Included in Accountability: Mobile	4%	1%	<b>1%</b>	8%	2%	1%	*	1%	0%	0%	2%	0%	0%	6%	5%	5%
Not Included in Accountability: Other Exclusions	2%	0%	<b>0%</b>	0%	0%	0%	*	0%	0%	0%	0%	0%	0%	0%	0%	0%
Not Tested	1%	1%	<b>0%</b>	0%	0%	1%	*	0%	0%	1%	1%	0%	0%	0%	0%	1%
Absent	1%	0%	<b>0%</b>	0%	0%	1%	*	0%	0%	1%	1%	0%	0%	0%	0%	1%
Other	0%	0%	<b>0%</b>	0%	0%	0%	*	0%	0%	0%	0%	0%	0%	0%	0%	0%
<b>Reading</b>																
Assessment Participant	99%	100%	<b>99%</b>	100%	100%	99%	*	99%	*	99%	98%	100%	99%	99%	100%	99%
Included in Accountability	91%	98%	<b>98%</b>	95%	99%	98%	*	97%	*	99%	97%	100%	99%	94%	96%	96%
Not Included in Accountability: Mobile	4%	1%	<b>1%</b>	5%	1%	1%	*	2%	*	0%	2%	0%	0%	6%	4%	3%
Not Included in Accountability: Other Exclusions	4%	0%	<b>0%</b>	0%	0%	0%	*	0%	*	0%	0%	0%	0%	0%	0%	0%
Not Tested	1%	0%	<b>1%</b>	0%	0%	1%	*	1%	*	1%	2%	0%	1%	1%	0%	1%
Absent	1%	0%	<b>1%</b>	0%	0%	1%	*	1%	*	1%	2%	0%	1%	1%	0%	1%
Other	0%	0%	<b>0%</b>	0%	0%	0%	*	0%	*	0%	0%	0%	0%	0%	0%	0%
<b>Mathematics</b>																
Assessment Participant	99%	99%	<b>100%</b>	100%	100%	99%	*	100%	*	100%	99%	100%	100%	100%	100%	100%
Included in Accountability	94%	98%	<b>98%</b>	95%	99%	98%	*	98%	*	100%	98%	100%	99%	94%	96%	97%
Not Included in Accountability: Mobile	4%	1%	<b>1%</b>	5%	1%	1%	*	2%	*	0%	2%	0%	0%	6%	4%	3%
Not Included in Accountability: Other Exclusions	1%	0%	<b>0%</b>	0%	0%	0%	*	0%	*	0%	0%	0%	0%	0%	0%	0%
Not Tested	1%	1%	<b>0%</b>	0%	0%	1%	*	0%	*	0%	1%	0%	0%	0%	0%	0%
Absent	1%	0%	<b>0%</b>	0%	0%	1%	*	0%	*	0%	1%	0%	0%	0%	0%	0%
Other	0%	0%	<b>0%</b>	0%	0%	0%	*	0%	*	0%	0%	0%	0%	0%	0%	0%
<b>Science</b>																
Assessment Participant	99%	99%	<b>100%</b>	100%	100%	100%	-	100%	*	100%	100%	100%	100%	100%	100%	100%
Included in Accountability	94%	98%	<b>98%</b>	83%	97%	99%	-	100%	*	100%	98%	100%	100%	93%	89%	88%
Not Included in Accountability: Mobile	4%	1%	<b>2%</b>	17%	3%	1%	-	0%	*	0%	2%	0%	0%	7%	11%	12%
Not Included in Accountability: Other Exclusions	1%	0%	<b>0%</b>	0%	0%	0%	-	0%	*	0%	0%	0%	0%	0%	0%	0%
Not Tested	1%	1%	<b>0%</b>	0%	0%	0%	-	0%	*	0%	0%	0%	0%	0%	0%	0%

Texas Education Agency  
**2024-25 STAAR Participation (TAPR)**  
 FRIENDSWOOD J H (084911041) - FRIENDSWOOD ISD - GALVESTON COUNTY

	State	District	Campus	African American	Hispanic	White	American Indian	Asian	Pacific Islander	Two or More Races	Special Ed (Current)	Special Ed (Former)	Continuously Enrolled	Non-Continuously Enrolled	Econ Disadv	EB / EL (Current & Monitored)	
Absent	1%	0%	0%	0%	0%	0%	-	0%	*	0%	0%	0%	0%	0%	0%	0%	
Other	0%	0%	0%	0%	0%	0%	-	0%	*	0%	0%	0%	0%	0%	0%	0%	
<b>Social Studies</b>																	
Assessment Participant	99%	99%	100%	100%	100%	100%	-	100%	*	100%	100%	100%	100%	100%	100%	100%	
Included in Accountability	94%	98%	98%	83%	97%	99%	-	100%	*	100%	98%	100%	100%	93%	89%	88%	
Not Included in Accountability: Mobile	4%	1%	2%	17%	3%	1%	-	0%	*	0%	2%	0%	0%	7%	11%	12%	
Not Included in Accountability: Other Exclusions	1%	0%	0%	0%	0%	0%	-	0%	*	0%	0%	0%	0%	0%	0%	0%	
Not Tested	1%	1%	0%	0%	0%	0%	-	0%	*	0%	0%	0%	0%	0%	0%	0%	
Absent	1%	1%	0%	0%	0%	0%	-	0%	*	0%	0%	0%	0%	0%	0%	0%	
Other	0%	0%	0%	0%	0%	0%	-	0%	*	0%	0%	0%	0%	0%	0%	0%	
<b>2024 STAAR Participation (All Grades)</b>																	
<b>All Tests</b>																	
Assessment Participant	99%	99%	100%	100%	100%	100%	*	100%	100%	100%	100%	100%	100%	100%	100%	100%	99%
Included in Accountability	92%	98%	98%	92%	98%	99%	*	99%	100%	100%	98%	99%	100%	95%	97%	94%	
Not Included in Accountability: Mobile	4%	1%	1%	8%	1%	1%	*	1%	0%	0%	2%	1%	0%	4%	1%	1%	
Not Included in Accountability: Other Exclusions	2%	0%	0%	0%	1%	0%	*	0%	0%	0%	0%	0%	0%	0%	1%	3%	
Not Tested	1%	1%	0%	0%	0%	0%	*	0%	0%	0%	0%	0%	0%	0%	0%	1%	
Absent	1%	1%	0%	0%	0%	0%	*	0%	0%	0%	0%	0%	0%	0%	0%	1%	
Other	0%	0%	0%	0%	0%	0%	*	0%	0%	0%	0%	0%	0%	0%	0%	0%	
<b>Reading</b>																	
Assessment Participant	99%	99%	100%	100%	100%	100%	*	100%	*	100%	99%	100%	100%	100%	99%	100%	
Included in Accountability	91%	98%	98%	92%	98%	99%	*	99%	*	100%	98%	99%	99%	96%	97%	95%	
Not Included in Accountability: Mobile	4%	1%	1%	8%	1%	1%	*	1%	*	0%	2%	1%	0%	4%	1%	1%	
Not Included in Accountability: Other Exclusions	4%	1%	0%	0%	1%	0%	*	0%	*	0%	0%	0%	0%	0%	1%	4%	
Not Tested	1%	1%	0%	0%	0%	0%	*	0%	*	0%	1%	0%	0%	0%	1%	0%	
Absent	1%	1%	0%	0%	0%	0%	*	0%	*	0%	1%	0%	0%	0%	1%	0%	
Other	0%	0%	0%	0%	0%	0%	*	0%	*	0%	0%	0%	0%	0%	0%	0%	
<b>Mathematics</b>																	
Assessment Participant	99%	99%	100%	100%	99%	100%	*	100%	*	100%	99%	100%	100%	100%	99%	97%	
Included in Accountability	93%	98%	98%	92%	98%	99%	*	99%	*	100%	98%	99%	99%	96%	98%	95%	
Not Included in Accountability: Mobile	5%	1%	1%	8%	1%	1%	*	1%	*	0%	2%	1%	0%	4%	1%	1%	

Texas Education Agency  
**2024-25 STAAR Participation (TAPR)**  
 FRIENDSWOOD J H (084911041) - FRIENDSWOOD ISD - GALVESTON COUNTY

	State	District	Campus	African American	Hispanic	White	American Indian	Asian	Pacific Islander	Two or More Races	Special Ed (Current)	Special Ed (Former)	Continuously Enrolled	Non-Continuously Enrolled	Econ Disadv	EB / EL (Current & Monitored)
Not Included in Accountability: Other Exclusions	1%	0%	<b>0%</b>	0%	0%	0%	*	0%	*	0%	0%	0%	0%	0%	1%	1%
Not Tested	1%	1%	<b>0%</b>	0%	1%	0%	*	0%	*	0%	1%	0%	0%	0%	1%	3%
Absent	1%	1%	<b>0%</b>	0%	1%	0%	*	0%	*	0%	1%	0%	0%	0%	1%	3%
Other	0%	0%	<b>0%</b>	0%	0%	0%	*	0%	*	0%	0%	0%	0%	0%	0%	0%
<b>Science</b>																
Assessment Participant	99%	99%	<b>100%</b>	100%	100%	100%	-	100%	-	100%	100%	100%	100%	100%	100%	100%
Included in Accountability	93%	97%	<b>98%</b>	92%	98%	99%	-	100%	-	100%	97%	100%	100%	94%	96%	92%
Not Included in Accountability: Mobile	4%	1%	<b>1%</b>	8%	1%	1%	-	0%	-	0%	3%	0%	0%	5%	2%	0%
Not Included in Accountability: Other Exclusions	1%	0%	<b>0%</b>	0%	1%	0%	-	0%	-	0%	0%	0%	0%	1%	2%	8%
Not Tested	1%	1%	<b>0%</b>	0%	0%	0%	-	0%	-	0%	0%	0%	0%	0%	0%	0%
Absent	1%	1%	<b>0%</b>	0%	0%	0%	-	0%	-	0%	0%	0%	0%	0%	0%	0%
Other	0%	0%	<b>0%</b>	0%	0%	0%	-	0%	-	0%	0%	0%	0%	0%	0%	0%
<b>Social Studies</b>																
Assessment Participant	99%	99%	<b>100%</b>	100%	99%	100%	-	100%	-	100%	100%	100%	100%	99%	100%	100%
Included in Accountability	94%	97%	<b>98%</b>	92%	97%	99%	-	100%	-	100%	97%	100%	100%	94%	96%	93%
Not Included in Accountability: Mobile	4%	1%	<b>1%</b>	8%	1%	1%	-	0%	-	0%	3%	0%	0%	5%	2%	0%
Not Included in Accountability: Other Exclusions	1%	0%	<b>0%</b>	0%	1%	0%	-	0%	-	0%	0%	0%	0%	1%	2%	7%
Not Tested	1%	1%	<b>0%</b>	0%	1%	0%	-	0%	-	0%	0%	0%	0%	1%	0%	0%
Absent	1%	1%	<b>0%</b>	0%	1%	0%	-	0%	-	0%	0%	0%	0%	1%	0%	0%
Other	0%	0%	<b>0%</b>	0%	0%	0%	-	0%	-	0%	0%	0%	0%	0%	0%	0%

\* Indicates results are masked due to small numbers to protect student confidentiality.

- Indicates there are no students in the group.

Texas Education Agency  
**2024-25 Attendance, Graduation, and Dropout Rates (TAPR)**  
 FRIENDSWOOD J H (084911041) - FRIENDSWOOD ISD - GALVESTON COUNTY

	State	District	Campus	African American	Hispanic	White	American Indian	Asian	Pacific Islander	Two or More Races	Special Ed	Econ Disadv	EB/EL
<b>Attendance Rate</b>													
2023-24	93.6%	94.6%	<b>95.3%</b>	94.9%	94.7%	95.4%	*	96.9%	*	95.9%	93.5%	92.3%	91.9%
2022-23	93.3%	94.2%	<b>95.0%</b>	92.6%	94.8%	94.9%	*	97.2%	*	95.5%	93.6%	93.0%	93.9%
<b>Chronic Absenteeism</b>													
2023-24	19.0%	11.7%	<b>7.3%</b>	11.5%	9.2%	6.6%	*	4.9%	*	9.3%	15.4%	20.5%	24.1%
2022-23	20.3%	13.1%	<b>9.6%</b>	21.7%	12.1%	9.2%	*	2.0%	*	11.1%	16.5%	21.1%	21.6%
<b>Annual Dropout Rate (Gr 7-8)</b>													
2023-24	0.7%	0.0%	<b>0.0%</b>	0.0%	0.0%	0.0%	-	0.0%	*	0.0%	0.0%	0.0%	0.0%
2022-23	0.8%	0.0%	<b>0.0%</b>	0.0%	0.0%	0.0%	*	0.0%	*	0.0%	0.0%	0.0%	0.0%
<b>Annual Dropout Rate (Gr 9-12)</b>													
2023-24	1.9%	0.0%	-	-	-	-	-	-	-	-	-	-	-
2022-23	2.0%	0.0%	-	-	-	-	-	-	-	-	-	-	-
<b>4-Year Longitudinal Rate (Gr 9-12)</b>													
<b>Class of 2024</b>													
Graduated	90.7%	99.3%	-	-	-	-	-	-	-	-	-	-	-
Received TxCHSE	0.3%	0.2%	-	-	-	-	-	-	-	-	-	-	-
Continued HS	3.1%	0.5%	-	-	-	-	-	-	-	-	-	-	-
Dropped Out	5.8%	0.0%	-	-	-	-	-	-	-	-	-	-	-
Graduates and TxCHSE	91.1%	99.5%	-	-	-	-	-	-	-	-	-	-	-
Graduates, TxCHSE, and Continuers	94.2%	100.0%	-	-	-	-	-	-	-	-	-	-	-
<b>Class of 2023</b>													
Graduated	90.3%	98.9%	-	-	-	-	-	-	-	-	-	-	-
Received TxCHSE	0.3%	0.0%	-	-	-	-	-	-	-	-	-	-	-
Continued HS	3.1%	1.1%	-	-	-	-	-	-	-	-	-	-	-
Dropped Out	6.3%	0.0%	-	-	-	-	-	-	-	-	-	-	-
Graduates and TxCHSE	90.6%	98.9%	-	-	-	-	-	-	-	-	-	-	-
Graduates, TxCHSE, and Continuers	93.7%	100.0%	-	-	-	-	-	-	-	-	-	-	-
<b>5-Year Extended Longitudinal Rate (Gr 9-12)</b>													
<b>Class of 2023</b>													
Graduated	92.1%	100.0%	-	-	-	-	-	-	-	-	-	-	-
Received TxCHSE	0.4%	0.0%	-	-	-	-	-	-	-	-	-	-	-
Continued HS	1.0%	0.0%	-	-	-	-	-	-	-	-	-	-	-
Dropped Out	6.5%	0.0%	-	-	-	-	-	-	-	-	-	-	-
Graduates and TxCHSE	92.6%	100.0%	-	-	-	-	-	-	-	-	-	-	-

Texas Education Agency  
**2024-25 Attendance, Graduation, and Dropout Rates (TAPR)**  
 FRIENDSWOOD J H (084911041) - FRIENDSWOOD ISD - GALVESTON COUNTY

	State	District	Campus	African American	Hispanic	White	American Indian	Asian	Pacific Islander	Two or More Races	Special Ed	Econ Disadv	EB/EL
Graduates, TxCHSE, and Continuers	93.5%	100.0%	-	-	-	-	-	-	-	-	-	-	-
<b>Class of 2022</b>													
Graduated	91.8%	100.0%	-	-	-	-	-	-	-	-	-	-	-
Received TxCHSE	0.4%	0.0%	-	-	-	-	-	-	-	-	-	-	-
Continued HS	1.0%	0.0%	-	-	-	-	-	-	-	-	-	-	-
Dropped Out	6.8%	0.0%	-	-	-	-	-	-	-	-	-	-	-
Graduates and TxCHSE	92.2%	100.0%	-	-	-	-	-	-	-	-	-	-	-
Graduates, TxCHSE, and Continuers	93.2%	100.0%	-	-	-	-	-	-	-	-	-	-	-
<b>6-Year Extended Longitudinal Rate (Gr 9-12)</b>													
<b>Class of 2022</b>													
Graduated	92.2%	100.0%	-	-	-	-	-	-	-	-	-	-	-
Received TxCHSE	0.5%	0.0%	-	-	-	-	-	-	-	-	-	-	-
Continued HS	0.5%	0.0%	-	-	-	-	-	-	-	-	-	-	-
Dropped Out	6.8%	0.0%	-	-	-	-	-	-	-	-	-	-	-
Graduates and TxCHSE	92.7%	100.0%	-	-	-	-	-	-	-	-	-	-	-
Graduates, TxCHSE, and Continuers	93.2%	100.0%	-	-	-	-	-	-	-	-	-	-	-
<b>Class of 2021</b>													
Graduated	92.7%	99.8%	-	-	-	-	-	-	-	-	-	-	-
Received TxCHSE	0.5%	0.0%	-	-	-	-	-	-	-	-	-	-	-
Continued HS	0.5%	0.0%	-	-	-	-	-	-	-	-	-	-	-
Dropped Out	6.3%	0.2%	-	-	-	-	-	-	-	-	-	-	-
Graduates and TxCHSE	93.2%	99.8%	-	-	-	-	-	-	-	-	-	-	-
Graduates, TxCHSE, and Continuers	93.7%	99.8%	-	-	-	-	-	-	-	-	-	-	-
<b>4-Year Federal Graduation Rate Without Exclusions (Gr 9-12)</b>													
Class of 2024	90.7%	98.9%	-	-	-	-	-	-	-	-	-	-	-
Class of 2023	90.3%	99.0%	-	-	-	-	-	-	-	-	-	-	-
<b>RHSP/DAP Graduates (Longitudinal Rate)</b>													
Class of 2024	44.9%	-	-	-	-	-	-	-	-	-	-	-	-
Class of 2023	72.3%	-	-	-	-	-	-	-	-	-	-	-	-
<b>FHSP-E Graduates (Longitudinal Rate)</b>													
Class of 2024	11.0%	0.7%	-	-	-	-	-	-	-	-	-	-	-
Class of 2023	4.3%	0.0%	-	-	-	-	-	-	-	-	-	-	-
<b>FHSP-DLA Graduates (Longitudinal Rate)</b>													

Texas Education Agency  
**2024-25 Attendance, Graduation, and Dropout Rates (TAPR)**  
 FRIENDSWOOD J H (084911041) - FRIENDSWOOD ISD - GALVESTON COUNTY

	State	District	Campus	African American	Hispanic	White	American Indian	Asian	Pacific Islander	Two or More Races	Special Ed	Econ Disadv	EB/EL
Class of 2024	78.5%	92.6%	-	-	-	-	-	-	-	-	-	-	-
Class of 2023	84.3%	94.3%	-	-	-	-	-	-	-	-	-	-	-
<b>Texas First-DLA Graduates (Longitudinal Rate)</b>													
Class of 2024	0.1%	0.5%	-	-	-	-	-	-	-	-	-	-	-
Class of 2023	0.0%	0.0%	-	-	-	-	-	-	-	-	-	-	-
<b>RHSP/DAP/FHSP-E/FHSP-DLA/Texas First-DLA Graduates (Longitudinal Rate)</b>													
Class of 2024	89.5%	93.3%	-	-	-	-	-	-	-	-	-	-	-
Class of 2023	88.6%	94.3%	-	-	-	-	-	-	-	-	-	-	-
<b>RHSP/DAP Graduates (Annual Rate)</b>													
2023-24	24.6%	-	-	-	-	-	-	-	-	-	-	-	-
2022-23	38.4%	-	-	-	-	-	-	-	-	-	-	-	-
<b>FHSP-E Graduates (Annual Rate)</b>													
2023-24	11.0%	0.7%	-	-	-	-	-	-	-	-	-	-	-
2022-23	4.4%	0.0%	-	-	-	-	-	-	-	-	-	-	-
<b>FHSP-DLA Graduates (Annual Rate)</b>													
2023-24	76.9%	92.4%	-	-	-	-	-	-	-	-	-	-	-
2022-23	82.5%	93.7%	-	-	-	-	-	-	-	-	-	-	-
<b>Texas First-DLA Graduates (Annual Rate)</b>													
2023-24	0.1%	0.7%	-	-	-	-	-	-	-	-	-	-	-
2022-23	0.1%	0.2%	-	-	-	-	-	-	-	-	-	-	-
<b>RHSP/DAP/FHSP-E/FHSP-DLA/Texas First-DLA Graduates (Annual Rate)</b>													
2023-24	87.8%	93.2%	-	-	-	-	-	-	-	-	-	-	-
2022-23	86.8%	93.8%	-	-	-	-	-	-	-	-	-	-	-

Texas Education Agency  
**2024-25 Graduation Profile (TAPR)**  
 FRIENDSWOOD J H (084911041) - FRIENDSWOOD ISD - GALVESTON COUNTY

	Campus Count	Campus Percent	District Count	State Count
<b>Graduates (2023-24 Annual Graduates)</b>				
Total Graduates	-	-	438	382,023
<b>By Ethnicity:</b>				
African American	-	-	10	48,064
Hispanic	-	-	90	200,942
White	-	-	292	101,714
American Indian	-	-	1	1,231
Asian	-	-	30	19,746
Pacific Islander	-	-	0	606
Two or More Races	-	-	15	9,720
<b>By Graduation Type:</b>				
Minimum H.S. Program	-	-	0	309
Recommended H.S. Program/Distinguished Achievement Program	-	-	0	101
Foundation H.S. Program (No Endorsement)	-	-	30	46,183
Foundation H.S. Program (Endorsement)	-	-	3	42,042
Foundation H.S. Program (DLA)	-	-	402	293,032
Texas First Early H.S. Completion Program (Texas First-DLA)	-	-	3	356
Special Education Graduates	-	-	40	35,935
Economically Disadvantaged Graduates	-	-	55	211,984
Emergent Bilingual (EB)/English Learner (EL) Graduates	-	-	6	56,967
At-Risk Graduates	-	-	99	173,035
CTE Completers	-	-	114	127,800

**There is no data for this campus.**

**There is no data for this campus.**

**There is no data for this campus.**

Texas Education Agency  
**2024-25 Student Information (TAPR)**  
 FRIENDSWOOD J H (084911041) - FRIENDSWOOD ISD - GALVESTON COUNTY

Student Information	Membership				Enrollment			
	Campus		District	State	Campus		District	State
	Count	Percent			Count	Percent		
<b>Total Students</b>	<b>1,529</b>	<b>100.0%</b>	<b>6,162</b>	<b>5,530,499</b>	<b>1,530</b>	<b>100.0%</b>	<b>6,194</b>	<b>5,544,255</b>
<b>Students by Grade</b>								
Grade 6	483	31.6%	7.8%	7.3%	483	31.6%	7.8%	7.3%
Grade 7	546	35.7%	8.9%	7.4%	547	35.8%	8.8%	7.4%
Grade 8	500	32.7%	8.1%	7.4%	500	32.7%	8.1%	7.4%
<b>Ethnic Distribution</b>								
African American	19	1.2%	1.9%	12.8%	19	1.2%	1.9%	12.8%
Hispanic	340	22.2%	21.5%	53.5%	340	22.2%	21.5%	53.5%
White	980	64.1%	64.4%	24.4%	981	64.1%	64.4%	24.4%
American Indian	2	0.1%	0.1%	0.3%	2	0.1%	0.1%	0.3%
Asian	109	7.1%	6.6%	5.6%	109	7.1%	6.6%	5.6%
Pacific Islander	4	0.3%	0.2%	0.2%	4	0.3%	0.2%	0.2%
Two or More Races	75	4.9%	5.3%	3.3%	75	4.9%	5.3%	3.3%
<b>Sex</b>								
Female	758	49.6%	50.1%	48.9%	758	49.5%	50.0%	48.8%
Male	771	50.4%	49.9%	51.1%	772	50.5%	50.0%	51.2%
<b>Other Student Cohorts</b>								
Economically Disadvantaged	73	4.8%	7.4%	60.5%	73	4.8%	7.4%	60.4%
Non-Educationally Disadvantaged	1,456	95.2%	92.6%	39.5%	1,457	95.2%	92.6%	39.6%
Section 504 Students	229	15.0%	10.7%	6.8%	229	15.0%	10.7%	6.8%
EB Students/EL	46	3.0%	3.5%	24.3%	46	3.0%	3.5%	24.3%
Students w/ Disciplinary Placements (2023-24)	0	0.0%	0.5%	2.1%				
Students w/ Dyslexia	236	15.4%	11.4%	6.4%	236	15.4%	11.3%	6.4%
Foster Care	0	0.0%	0.1%	0.2%	0	0.0%	0.1%	0.2%
Homeless	0	0.0%	0.0%	1.4%	0	0.0%	0.0%	1.4%
Immigrant	6	0.4%	0.6%	3.5%	6	0.4%	0.6%	3.5%
Migrant	0	0.0%	0.0%	0.2%	0	0.0%	0.0%	0.2%
Title I	0	0.0%	18.2%	66.6%	0	0.0%	18.4%	66.5%
Military Connected	100	6.5%	7.0%	4.1%	100	6.5%	7.0%	4.1%
At-Risk	333	21.8%	19.0%	53.5%	333	21.8%	18.9%	53.5%
<b>Students by Instructional Program</b>								
Bilingual/ESL Education	42	2.7%	3.3%	24.3%	42	2.7%	3.3%	24.3%
Career and Technical Education	592	38.7%	35.8%	27.7%	-	-	-	-
Career and Technical Education (9-12 grades only)	0	0.0%	80.0%	74.0%	-	-	-	-
Gifted and Talented Education	171	11.2%	9.3%	8.7%	171	11.2%	9.3%	8.7%
Special Education	203	13.3%	15.4%	15.3%	204	13.3%	15.8%	15.5%
<b>Students with Disabilities by Type of Primary Disability</b>								

Texas Education Agency  
**2024-25 Student Information (TAPR)**  
 FRIENDSWOOD J H (084911041) - FRIENDSWOOD ISD - GALVESTON COUNTY

Student Information	Membership				Enrollment			
	Campus		District	State	Campus		District	State
	Count	Percent			Count	Percent		
<b>Total Students with Disabilities</b>	<b>203</b>							
Students with Intellectual Disabilities	104	51.2%	42.5%	48.3%				
Students with Physical Disabilities	14	6.9%	18.7%	17.0%				
Students with Autism	49	24.1%	22.4%	16.8%				
Students with Behavioral Disabilities	36	17.7%	15.9%	16.3%				
Students with Non-Categorical Early Childhood	0	0.0%	0.5%	1.6%				
<b>Mobility (2023-24)</b>								
<b>Total Mobile Students</b>	<b>51</b>	<b>3.3%</b>	<b>3.9%</b>	<b>16.4%</b>				
African American	5	0.3%	0.2%	3.3%				
Hispanic	14	0.9%	1.1%	8.9%				
White	27	1.7%	2.3%	2.9%				
American Indian	0	0.0%	0.0%	0.1%				
Asian	4	0.3%	0.1%	0.5%				
Pacific Islander	0	0.0%	0.0%	0.0%				
Two or More Races	1	0.1%	0.2%	0.6%				
Special Ed Students who are Mobile	13	5.9%	4.8%	17.3%				
Count and Percent of EB Students/EL who are Mobile	2	3.4%	4.3%	17.9%				
Count and Percent of Econ Dis Students who are Mobile	19	9.9%	8.8%	19.0%				
<b>Student Attrition (2023-24)</b>								
<b>Total Student Attrition</b>	<b>44</b>	<b>4.3%</b>	<b>6.4%</b>	<b>18.0%</b>				

Student Information	Non-Special Education Rates			Special Education Rates		
	Campus	District	State	Campus	District	State
<b>Retention Rates by Grade</b>						
Grade 6	0.0%	0.0%	0.3%	0.0%	0.0%	0.4%
Grade 7	0.0%	0.0%	0.4%	0.0%	0.0%	0.5%
Grade 8	0.0%	0.0%	0.4%	0.0%	0.0%	0.5%

Class Size Averages by Grade and Subject  
 (Derived from teacher responsibility records):

Texas Education Agency  
**2024-25 Student Information (TAPR)**  
 FRIENDSWOOD J H (084911041) - FRIENDSWOOD ISD - GALVESTON COUNTY

Class Size Information	Campus	District	State
<b>Elementary</b>			
Grade 6	26.5	26.5	19.8
<b>Secondary</b>			
English/Language Arts	24.9	24.3	16.4
Foreign Languages	24.6	18.8	18.9
Mathematics	23.1	23.5	17.8
Science	25.9	24.6	18.9
Social Studies	26.3	24.3	18.9

Texas Education Agency  
**2024-25 Staff Information (TAPR)**  
 FRIENDSWOOD J H (084911041) - FRIENDSWOOD ISD - GALVESTON COUNTY

Staff Information	Campus		District	State
	Count/Average	Percent		
<b>Total Staff</b>	<b>113.2</b>	<b>100.0%</b>	<b>100.0%</b>	<b>100.0%</b>
Professional Staff	99.1	87.6%	67.3%	63.8%
Teachers	85.1	75.2%	50.5%	48.3%
Professional Support	9.0	8.0%	12.5%	10.8%
Campus Administration (School Leadership)	5.0	4.4%	2.8%	3.4%
Educational Aides	14.0	12.4%	9.9%	10.7%
<b>Librarians and Counselors (Headcount)</b>				
Full-time Librarians	0.0	n/a	5.0	4,125.0
Part-time Librarians	1.0	n/a	1.0	583.0
Full-time Counselors	4.0	n/a	15.0	13,704.0
Part-time Counselors	0.0	n/a	0.0	1,298.0
<b>Total Minority Staff</b>	<b>16.9</b>	<b>14.9%</b>	<b>22.7%</b>	<b>55.3%</b>
<b>Teachers by Ethnicity</b>				
African American	1.0	1.2%	1.0%	12.8%
Hispanic	9.1	10.7%	10.4%	31.0%
White	71.0	83.4%	85.6%	52.2%
American Indian	1.0	1.2%	0.3%	0.3%
Asian	0.0	0.0%	0.3%	2.2%
Pacific Islander	0.0	0.0%	0.0%	0.1%
Two or More Races	3.0	3.5%	2.4%	1.3%
<b>Teachers by Sex</b>				
Males	22.0	25.8%	19.2%	24.6%
Females	63.1	74.2%	80.8%	75.4%
<b>Teachers by Highest Degree Held</b>				
No Degree	0.0	0.0%	0.0%	2.4%
Bachelors	61.9	72.8%	70.4%	71.4%
Masters	23.2	27.2%	29.0%	25.4%
Doctorate	0.0	0.0%	0.5%	0.8%
<b>Teachers by Years of Experience</b>				
Beginning Teachers	3.0	3.5%	3.1%	7.3%
1-5 Years Experience	15.2	17.8%	21.0%	28.3%
6-10 Years Experience	13.0	15.3%	20.6%	19.7%
11-20 Years Experience	33.5	39.3%	34.9%	27.6%
21-30 Years Experience	18.5	21.7%	15.5%	14.1%
Over 30 Years Experience	2.0	2.3%	4.9%	3.0%
Number of Students per Teacher	18.0	n/a	16.0	15.0

Texas Education Agency  
**2024-25 Staff Information (TAPR)**  
 FRIENDSWOOD J H (084911041) - FRIENDSWOOD ISD - GALVESTON COUNTY

Staff Information	Campus	District	State
<b>Experience of Campus Leadership</b>			
Average Years Experience of Principals	27.0	8.9	6.0
Average Years Experience of Principals with District	17.0	6.9	5.1
Average Years Experience of Assistant Principals	11.5	8.6	5.1
Average Years Experience of Assistant Principals with District	11.5	8.2	4.3
Average Years Experience of Teachers	14.4	13.4	11.2
Average Years Experience of Teachers with District	8.1	7.5	7.0
<b>Average Teacher Salary by Years of Experience (regular duties only)</b>			
Beginning Teachers	\$64,887	\$62,470	\$55,689
1-5 Years Experience	\$60,802	\$61,459	\$59,266
6-10 Years Experience	\$62,692	\$63,628	\$62,607
11-20 Years Experience	\$67,103	\$67,136	\$66,353
21-30 Years Experience	\$72,870	\$72,745	\$70,976
Over 30 Years Experience	\$76,918	\$75,521	\$75,042
<b>Average Actual Salaries (regular duties only)</b>			
Teachers	\$66,712	\$66,352	\$63,751
Professional Support	\$76,708	\$73,677	\$75,909
Campus Administration (School Leadership)	\$95,586	\$94,986	\$88,786
Instructional Staff Percent	n/a	66.3%	64.8%
Contracted Instructional Staff (not incl. above)	0.0	0.0	1,637.7

Program Information	Campus		District	State
	Count	Percent		
<b>Teachers by Program (population served)</b>				
Bilingual/ESL Education	0.0	0.0%	0.5%	6.3%
Career and Technical Education	5.0	5.9%	7.2%	5.5%
Compensatory Education	0.0	0.0%	0.7%	2.6%
Gifted and Talented Education	0.0	0.0%	1.0%	1.6%
Regular Education	50.3	59.1%	62.5%	69.0%
Special Education	9.3	10.9%	15.4%	11.4%
Other	20.5	24.1%	12.5%	3.6%

- Indicates there is no data for the item.
- \* Indicates results are masked due to small numbers.
- \*\* When only one student disability or assessment group is masked, then the second smallest student disability or assessment group is masked regardless of size.
- n/a Indicates data reporting is not applicable for this group.
- ? Indicates that the data for this item were statistically improbable or were reported outside a reasonable range.

Texas Education Agency  
**2024-25 Staff Information (TAPR)**  
FRIENDSWOOD J H (084911041) - FRIENDSWOOD ISD - GALVESTON COUNTY

Link to: [PEIMS Financial Standard Reports 2023-24 Financial Actual Report](#)  
(To open link in a new window, press the "Ctrl" key and click on the link.)

# **2024-25 Texas Academic Performance Report (TAPR)**

**District Name: FRIENDSWOOD ISD**

**Campus Name: FRIENDSWOOD H S**

**Campus Number: 084911001**

**2025 Campus Accountability Score: A**

**This page is intentionally blank.**

Texas Education Agency  
**2024-25 STAAR Performance (TAPR)**  
 FRIENDSWOOD H S (084911001) - FRIENDSWOOD ISD - GALVESTON COUNTY

	School Year	State	District	Campus	African American	Hispanic	White	American Indian	Asian	Pacific Islander	Two or More Races	Special Ed (Current)	Special Ed (Former)	Continuously Enrolled	Non-Continuously Enrolled	Econ Disadv	EB / EL (Current & Monitored)
<b>STAAR Performance Rates by Tested Grade, Subject, and Performance Level</b>																	
<b>End of Course English I</b>																	
At Approaches Grade Level or Above	2025	69%	91%	<b>91%</b>	94%	85%	93%	-	97%	-	92%	69%	92%	93%	84%	74%	65%
	2024	70%	92%	<b>92%</b>	80%	89%	92%	*	97%	*	92%	58%	93%	92%	88%	81%	82%
At Meets Grade Level or Above	2025	49%	80%	<b>80%</b>	69%	72%	81%	-	93%	-	83%	42%	75%	82%	69%	52%	47%
	2024	52%	83%	<b>83%</b>	60%	75%	84%	*	97%	*	88%	32%	64%	84%	78%	69%	68%
At Masters Grade Level	2025	15%	32%	<b>32%</b>	13%	22%	35%	-	43%	-	38%	11%	17%	34%	23%	0%	6%
	2024	16%	33%	<b>33%</b>	20%	24%	33%	*	55%	*	33%	8%	7%	34%	27%	12%	14%
<b>End of Course English II</b>																	
At Approaches Grade Level or Above	2025	72%	92%	<b>92%</b>	71%	89%	93%	*	97%	-	91%	57%	92%	93%	90%	83%	81%
	2024	75%	89%	<b>89%</b>	100%	85%	88%	*	98%	*	100%	39%	73%	89%	89%	77%	69%
At Meets Grade Level or Above	2025	55%	78%	<b>78%</b>	57%	71%	79%	*	94%	-	83%	33%	58%	80%	72%	54%	48%
	2024	58%	83%	<b>83%</b>	88%	74%	83%	*	98%	*	96%	32%	67%	84%	82%	64%	63%
At Masters Grade Level	2025	8%	17%	<b>17%</b>	0%	10%	16%	*	45%	-	22%	4%	0%	17%	14%	0%	0%
	2024	9%	17%	<b>17%</b>	0%	14%	14%	*	44%	*	17%	12%	13%	17%	11%	10%	0%
<b>End of Course Algebra I</b>																	
At Approaches Grade Level or Above	2025	78%	92%	<b>85%</b>	90%	82%	87%	-	86%	-	80%	64%	100%	88%	77%	71%	73%
	2024	81%	95%	<b>90%</b>	*	92%	89%	-	100%	-	87%	72%	100%	89%	90%	84%	86%
At Meets Grade Level or Above	2025	45%	69%	<b>45%</b>	40%	41%	47%	-	57%	-	30%	24%	50%	46%	40%	29%	9%
	2024	43%	74%	<b>51%</b>	*	51%	52%	-	67%	-	40%	22%	56%	51%	54%	41%	36%
At Masters Grade Level	2025	27%	51%	<b>18%</b>	10%	16%	19%	-	29%	-	10%	12%	33%	17%	19%	8%	0%
	2024	24%	52%	<b>24%</b>	*	18%	26%	-	33%	-	20%	8%	0%	24%	24%	18%	14%
<b>End of Course Biology</b>																	
At Approaches Grade Level or Above	2025	92%	98%	<b>98%</b>	93%	95%	99%	-	97%	-	100%	88%	100%	99%	93%	88%	73%
	2024	91%	98%	<b>98%</b>	100%	96%	99%	*	100%	*	100%	93%	100%	98%	98%	96%	95%
At Meets Grade Level or Above	2025	61%	86%	<b>86%</b>	93%	77%	87%	-	90%	-	95%	56%	82%	89%	73%	62%	47%
	2024	56%	81%	<b>81%</b>	60%	72%	82%	*	97%	*	83%	41%	85%	82%	79%	61%	65%
At Masters Grade Level	2025	21%	40%	<b>40%</b>	27%	27%	42%	-	66%	-	55%	17%	27%	42%	30%	19%	20%
	2024	19%	39%	<b>39%</b>	40%	26%	39%	*	73%	*	42%	14%	46%	39%	38%	16%	20%
<b>End of Course U.S. History</b>																	

Texas Education Agency  
**2024-25 STAAR Performance (TAPR)**  
 FRIENDSWOOD H S (084911001) - FRIENDSWOOD ISD - GALVESTON COUNTY

	School Year	State	District	Campus	African American	Hispanic	White	American Indian	Asian	Pacific Islander	Two or More Races	Special Ed (Current)	Special Ed (Former)	Continuously Enrolled	Non-Continuously Enrolled	Econ Disadv	EB / EL (Current & Monitored)
At Approaches Grade Level or Above	2025	95%	98%	<b>98%</b>	100%	97%	98%	*	98%	*	96%	82%	100%	98%	97%	87%	88%
	2024	96%	99%	<b>99%</b>	100%	100%	99%	-	100%	*	100%	95%	100%	99%	100%	98%	100%
At Meets Grade Level or Above	2025	68%	82%	<b>82%</b>	89%	79%	81%	*	91%	*	92%	41%	100%	83%	78%	50%	56%
	2024	69%	86%	<b>86%</b>	86%	79%	87%	-	92%	*	100%	52%	85%	87%	83%	70%	54%
At Masters Grade Level	2025	37%	49%	<b>49%</b>	33%	35%	48%	*	80%	*	65%	8%	36%	49%	50%	27%	25%
	2024	37%	51%	<b>51%</b>	29%	40%	52%	-	68%	*	67%	14%	31%	51%	52%	28%	23%
<b>SAT/ACT All Subjects</b>																	
At Approaches Grade Level or Above	2025	89%	100%	<b>100%</b>	*	100%	100%	-	100%	-	100%	-	*	100%	100%	*	-
	2024	88%	98%	<b>98%</b>	*	90%	99%	-	100%	-	100%	*	*	98%	100%	94%	-
At Meets Grade Level or Above	2025	59%	83%	<b>83%</b>	*	77%	82%	-	100%	-	86%	-	*	83%	100%	*	-
	2024	59%	83%	<b>83%</b>	*	73%	84%	-	88%	-	100%	*	*	83%	100%	88%	-
At Masters Grade Level	2025	13%	19%	<b>19%</b>	*	6%	15%	-	74%	-	36%	-	*	20%	0%	*	-
	2024	12%	18%	<b>18%</b>	*	13%	14%	-	50%	-	17%	*	*	17%	38%	6%	-
<b>All Grades All Subjects</b>																	
At Approaches Grade Level or Above	2025	75%	92%	<b>94%</b>	92%	90%	95%	100%	97%	*	94%	72%	96%	95%	88%	81%	76%
	2024	75%	91%	<b>94%</b>	94%	92%	95%	100%	99%	100%	96%	71%	93%	95%	94%	87%	86%
At Meets Grade Level or Above	2025	50%	74%	<b>78%</b>	73%	70%	79%	80%	91%	*	83%	39%	75%	80%	67%	50%	44%
	2024	48%	75%	<b>80%</b>	72%	72%	81%	100%	93%	100%	85%	36%	72%	81%	76%	63%	59%
At Masters Grade Level	2025	21%	40%	<b>31%</b>	17%	22%	31%	40%	60%	*	41%	11%	21%	32%	26%	11%	10%
	2024	20%	38%	<b>32%</b>	16%	24%	32%	22%	56%	40%	35%	11%	19%	32%	31%	16%	14%
<b>All Grades ELA/Reading</b>																	
At Approaches Grade Level or Above	2025	76%	93%	<b>92%</b>	87%	87%	93%	*	97%	-	91%	64%	92%	93%	87%	78%	74%
	2024	76%	92%	<b>91%</b>	92%	87%	90%	100%	97%	*	96%	49%	83%	91%	89%	79%	76%
At Meets Grade Level or Above	2025	54%	80%	<b>79%</b>	65%	72%	80%	*	94%	-	83%	38%	67%	81%	70%	53%	47%
	2024	54%	80%	<b>83%</b>	77%	74%	84%	100%	97%	*	91%	32%	66%	84%	80%	67%	66%
At Masters Grade Level	2025	23%	41%	<b>25%</b>	9%	17%	26%	*	44%	-	30%	8%	8%	26%	19%	0%	3%
	2024	22%	42%	<b>25%</b>	8%	19%	24%	17%	49%	*	26%	10%	10%	25%	20%	11%	8%
<b>All Grades Mathematics</b>																	
At Approaches Grade Level or Above	2025	72%	92%	<b>92%</b>	92%	87%	94%	-	96%	-	92%	64%	100%	94%	79%	74%	73%
	2024	72%	92%	<b>93%</b>	86%	91%	94%	-	100%	-	90%	73%	100%	94%	92%	87%	86%

Texas Education Agency  
**2024-25 STAAR Performance (TAPR)**  
 FRIENDSWOOD H S (084911001) - FRIENDSWOOD ISD - GALVESTON COUNTY

	School Year	State	District	Campus	African American	Hispanic	White	American Indian	Asian	Pacific Islander	Two or More Races	Special Ed (Current)	Special Ed (Former)	Continuously Enrolled	Non-Continuously Enrolled	Econ Disadv	EB / EL (Current & Monitored)
At Meets Grade Level or Above	2025	45%	73%	<b>63%</b>	54%	51%	65%	-	88%	-	63%	24%	57%	66%	44%	33%	9%
	2024	43%	73%	<b>67%</b>	57%	58%	68%	-	82%	-	57%	24%	58%	68%	59%	53%	36%
At Masters Grade Level	2025	20%	42%	<b>19%</b>	8%	13%	17%	-	62%	-	25%	12%	29%	19%	17%	7%	0%
	2024	17%	37%	<b>21%</b>	0%	16%	20%	-	45%	-	19%	8%	0%	20%	25%	15%	14%
<b>All Grades Science</b>																	
At Approaches Grade Level or Above	2025	78%	90%	<b>98%</b>	93%	95%	99%	-	97%	-	100%	88%	100%	99%	93%	88%	73%
	2024	75%	89%	<b>98%</b>	100%	96%	99%	*	100%	*	100%	93%	100%	98%	98%	96%	95%
At Meets Grade Level or Above	2025	47%	68%	<b>86%</b>	93%	77%	87%	-	90%	-	95%	56%	82%	89%	73%	62%	47%
	2024	43%	68%	<b>81%</b>	60%	72%	82%	*	97%	*	83%	41%	85%	82%	79%	61%	65%
At Masters Grade Level	2025	17%	30%	<b>40%</b>	27%	27%	42%	-	66%	-	55%	17%	27%	42%	30%	19%	20%
	2024	16%	31%	<b>39%</b>	40%	26%	39%	*	73%	*	42%	14%	46%	39%	38%	16%	20%
<b>All Grades Social Studies</b>																	
At Approaches Grade Level or Above	2025	77%	90%	<b>98%</b>	100%	97%	98%	*	98%	*	96%	82%	100%	98%	97%	87%	88%
	2024	78%	89%	<b>99%</b>	100%	100%	99%	-	100%	*	100%	95%	100%	99%	100%	98%	100%
At Meets Grade Level or Above	2025	50%	66%	<b>82%</b>	89%	79%	81%	*	91%	*	92%	41%	100%	83%	78%	50%	56%
	2024	51%	68%	<b>86%</b>	86%	79%	87%	-	92%	*	100%	52%	85%	87%	83%	70%	54%
At Masters Grade Level	2025	27%	40%	<b>49%</b>	33%	35%	48%	*	80%	*	65%	8%	36%	49%	50%	27%	25%
	2024	27%	40%	<b>51%</b>	29%	40%	52%	-	68%	*	67%	14%	31%	51%	52%	28%	23%

\* Indicates results are masked due to small numbers to protect student confidentiality.

- Indicates there are no students in the group.

Texas Education Agency  
**2024-25 STAAR Progress (TAPR)**  
 FRIENDSWOOD H S (084911001) - FRIENDSWOOD ISD - GALVESTON COUNTY

	School Year	State	District	Campus	African American	Hispanic	White	American Indian	Asian	Pacific Islander	Two or More Races	Special Ed (Current)	Special Ed (Former)	Continuously Enrolled	Non-Continuously Enrolled	Econ Disadv	EB/EL (Current & Monitored)	G/T
<b>School Progress - Annual Growth by Grade and Subject</b>																		
End of Course English I	2025	63%	64%	<b>64%</b>	46%	60%	65%	-	66%	-	70%	57%	45%	65%	57%	52%	50%	85%
	2024	64%	78%	<b>78%</b>	60%	71%	80%	*	88%	*	74%	55%	65%	79%	74%	77%	75%	---
End of Course English II	2025	65%	69%	<b>69%</b>	70%	66%	69%	*	79%	-	64%	53%	89%	68%	76%	60%	63%	74%
	2024	69%	65%	<b>65%</b>	94%	59%	64%	*	77%	*	61%	45%	50%	65%	62%	72%	63%	---
End of Course Algebra I	2025	74%	75%	<b>55%</b>	57%	53%	55%	-	71%	-	50%	49%	58%	55%	54%	41%	56%	-
	2024	72%	79%	<b>62%</b>	*	58%	64%	-	63%	-	63%	49%	69%	60%	68%	57%	58%	---
All Grades Both Subjects	2025	65%	76%	<b>64%</b>	54%	60%	65%	*	72%	-	64%	53%	63%	64%	62%	52%	57%	80%
	2024	64%	76%	<b>69%</b>	72%	63%	70%	*	80%	*	66%	50%	60%	69%	69%	70%	66%	---
All Grades ELA/Reading	2025	67%	76%	<b>66%</b>	53%	63%	67%	*	73%	-	67%	55%	65%	66%	66%	56%	58%	80%
	2024	67%	78%	<b>71%</b>	81%	64%	72%	*	82%	*	67%	50%	57%	71%	69%	74%	69%	---
All Grades Mathematics	2025	64%	76%	<b>55%</b>	57%	53%	55%	-	71%	-	50%	49%	58%	55%	54%	41%	56%	-
	2024	60%	74%	<b>62%</b>	*	58%	64%	-	63%	-	63%	49%	69%	60%	68%	57%	58%	---
<b>School Progress - Accelerated Learning by Grade and Subject</b>																		
End of Course English I	2025	23%	16%	<b>16%</b>	-	8%	27%	-	*	-	*	15%	-	23%	8%	20%	*	-
	2024	20%	32%	<b>32%</b>	*	14%	44%	-	-	-	*	29%	*	38%	14%	46%	*	---
End of Course English II	2025	29%	45%	<b>45%</b>	*	33%	61%	-	*	-	*	29%	*	43%	50%	*	*	-
	2024	29%	12%	<b>12%</b>	-	0%	17%	-	-	-	-	6%	*	12%	*	10%	*	---
End of Course Algebra I	2025	54%	45%	<b>45%</b>	*	31%	62%	-	*	-	*	22%	-	50%	38%	*	*	-
	2024	55%	61%	<b>56%</b>	*	60%	63%	-	-	-	*	45%	-	64%	40%	60%	*	---
All Grades Both Subjects	2025	33%	48%	<b>36%</b>	*	24%	52%	-	*	-	*	22%	*	40%	31%	18%	9%	-
	2024	32%	46%	<b>30%</b>	*	20%	36%	-	-	-	*	23%	*	32%	23%	36%	27%	---
All Grades ELA/Reading	2025	31%	46%	<b>32%</b>	*	19%	48%	-	*	-	*	22%	*	35%	27%	14%	0%	-
	2024	30%	38%	<b>22%</b>	*	7%	31%	-	-	-	*	16%	*	24%	13%	30%	13%	---
All Grades Mathematics	2025	35%	50%	<b>45%</b>	*	31%	62%	-	*	-	*	22%	-	50%	38%	*	*	-
	2024	35%	54%	<b>56%</b>	*	60%	63%	-	-	-	*	45%	-	64%	40%	60%	*	---

- \* Indicates results are masked due to small numbers to protect student confidentiality.
- Indicates there are no students in the group.
- First reported in 2025.

Texas Education Agency  
**2024-25 Bilingual Education/English as a Second Language (Current EB Students/EL) (TAPR)**  
 FRIENDSWOOD H S (084911001) - FRIENDSWOOD ISD - GALVESTON COUNTY

	School Year	State	District	Campus	Total Bilingual Education	BE-Trans Early Exit	BE-Trans Late Exit	BE-Dual Two-Way	BE-Dual One-Way	ALP Bilingual (Exception)	Total ESL	ESL Content-Based	ESL Pull-Out	ALP ESL (Waiver)	EB/EL with Parental Denial	Never EB/EL	Total EB/EL (Current)	Monitored & Former EB/EL	
<b>STAAR Performance Rate by Subject and Performance Level</b>																			
<b>All Grades All Subjects</b>																			
At Approaches Grade Level or Above	2025	75%	92%	<b>94%</b>	-	-	-	-	-	-	68%	-	68%	-	83%	95%	69%	99%	
	2024	75%	91%	<b>94%</b>	-	-	-	-	-	-	85%	-	85%	*	71%	95%	84%	98%	
At Meets Grade Level or Above	2025	50%	74%	<b>78%</b>	-	-	-	-	-	-	32%	-	32%	-	17%	78%	31%	91%	
	2024	48%	75%	<b>80%</b>	-	-	-	-	-	-	56%	-	55%	*	43%	81%	55%	85%	
At Masters Grade Level	2025	21%	40%	<b>31%</b>	-	-	-	-	-	-	5%	-	5%	-	0%	31%	5%	42%	
	2024	20%	38%	<b>32%</b>	-	-	-	-	-	-	10%	-	9%	*	14%	32%	11%	50%	
<b>All Grades ELA/Reading</b>																			
At Approaches Grade Level or Above	2025	76%	93%	<b>92%</b>	-	-	-	-	-	-	66%	-	66%	-	*	92%	68%	100%	
	2024	76%	92%	<b>91%</b>	-	-	-	-	-	-	71%	-	71%	-	*	91%	74%	95%	
At Meets Grade Level or Above	2025	54%	80%	<b>79%</b>	-	-	-	-	-	-	34%	-	34%	-	*	80%	35%	97%	
	2024	54%	80%	<b>83%</b>	-	-	-	-	-	-	61%	-	61%	-	*	84%	62%	90%	
At Masters Grade Level	2025	23%	41%	<b>25%</b>	-	-	-	-	-	-	0%	-	0%	-	*	25%	0%	29%	
	2024	22%	42%	<b>25%</b>	-	-	-	-	-	-	3%	-	3%	-	*	24%	3%	50%	
<b>All Grades Mathematics</b>																			
At Approaches Grade Level or Above	2025	72%	92%	<b>92%</b>	-	-	-	-	-	-	63%	-	63%	-	*	93%	67%	92%	
	2024	72%	92%	<b>93%</b>	-	-	-	-	-	-	92%	-	92%	-	*	94%	86%	*	
At Meets Grade Level or Above	2025	45%	73%	<b>63%</b>	-	-	-	-	-	-	0%	-	0%	-	*	64%	0%	77%	
	2024	43%	73%	<b>67%</b>	-	-	-	-	-	-	38%	-	38%	-	*	67%	36%	*	

Texas Education Agency  
**2024-25 Bilingual Education/English as a Second Language (Current EB Students/EL) (TAPR)**  
 FRIENDSWOOD H S (084911001) - FRIENDSWOOD ISD - GALVESTON COUNTY

	School Year	State	District	Campus	Total Bilingual Education	BE-Trans Early Exit	BE-Trans Late Exit	BE-Dual Two-Way	BE-Dual One-Way	ALP Bilingual (Exception)	Total ESL	ESL Content-Based	ESL Pull-Out	ALP ESL (Waiver)	EB/EL with Parental Denial	Never EB/EL	Total EB/EL (Current)	Monitored & Former EB/EL	
At Masters Grade Level	2025	20%	42%	<b>19%</b>	-	-	-	-	-	-	0%	-	0%	-	*	19%	0%	15%	
	2024	17%	37%	<b>21%</b>	-	-	-	-	-	-	15%	-	15%	-	*	21%	14%	*	
<b>All Grades Science</b>																			
At Approaches Grade Level or Above	2025	78%	90%	<b>98%</b>	-	-	-	-	-	-	67%	-	67%	-	*	98%	60%	100%	
	2024	75%	89%	<b>98%</b>	-	-	-	-	-	-	100%	-	100%	-	*	98%	94%	100%	
At Meets Grade Level or Above	2025	47%	68%	<b>86%</b>	-	-	-	-	-	-	33%	-	33%	-	*	86%	30%	94%	
	2024	43%	68%	<b>81%</b>	-	-	-	-	-	-	63%	-	63%	-	*	82%	59%	94%	
At Masters Grade Level	2025	17%	30%	<b>40%</b>	-	-	-	-	-	-	11%	-	11%	-	*	40%	10%	50%	
	2024	16%	31%	<b>39%</b>	-	-	-	-	-	-	19%	-	19%	-	*	38%	18%	76%	
<b>All Grades Social Studies</b>																			
At Approaches Grade Level or Above	2025	77%	90%	<b>98%</b>	-	-	-	-	-	-	80%	-	80%	-	*	98%	83%	100%	
	2024	78%	89%	<b>99%</b>	-	-	-	-	-	-	100%	-	100%	*	*	99%	100%	100%	
At Meets Grade Level or Above	2025	50%	66%	<b>82%</b>	-	-	-	-	-	-	50%	-	50%	-	*	83%	42%	86%	
	2024	51%	68%	<b>86%</b>	-	-	-	-	-	-	50%	-	43%	*	*	88%	50%	67%	
At Masters Grade Level	2025	27%	40%	<b>49%</b>	-	-	-	-	-	-	20%	-	20%	-	*	49%	17%	68%	
	2024	27%	40%	<b>51%</b>	-	-	-	-	-	-	13%	-	0%	*	*	53%	20%	22%	
<b>School Progress - Annual Growth</b>																			
All Grades Both Subjects	2025	65%	76%	<b>64%</b>	-	-	-	-	-	-	53%	-	53%	-	*	64%	53%	69%	
	2024	64%	76%	<b>69%</b>	-	-	-	-	-	-	65%	-	65%	-	*	69%	65%	83%	
All Grades ELA/Reading	2025	67%	76%	<b>66%</b>	-	-	-	-	-	-	54%	-	54%	-	*	66%	54%	71%	
	2024	67%	78%	<b>71%</b>	-	-	-	-	-	-	69%	-	69%	-	*	71%	68%	82%	

Texas Education Agency  
**2024-25 Bilingual Education/English as a Second Language (Current EB Students/EL) (TAPR)**  
 FRIENDSWOOD H S (084911001) - FRIENDSWOOD ISD - GALVESTON COUNTY

	School Year	State	District	Campus	Total Bilingual Education	BE-Trans Early Exit	BE-Trans Late Exit	BE-Dual Two-Way	BE-Dual One-Way	ALP Bilingual (Exception)	Total ESL	ESL Content-Based	ESL Pull-Out	ALP ESL (Waiver)	EB/EL with Parental Denial	Never EB/EL	Total EB/EL (Current)	Monitored & Former EB/EL
All Grades Mathematics	2025	64%	76%	<b>55%</b>	-	-	-	-	-	-	50%	-	50%	-	-	55%	50%	58%
	2024	60%	74%	<b>62%</b>	-	-	-	-	-	-	58%	-	58%	-	*	61%	58%	*
<b>School Progress - Accelerated Learning</b>																		
All Grades Both Subjects	2025	33%	48%	<b>36%</b>	-	-	-	-	-	-	9%	-	9%	-	-	41%	9%	*
	2024	32%	46%	<b>30%</b>	-	-	-	-	-	-	30%	-	30%	-	*	30%	27%	*
All Grades ELA/Reading	2025	31%	46%	<b>32%</b>	-	-	-	-	-	-	0%	-	0%	-	-	38%	0%	-
	2024	30%	38%	<b>22%</b>	-	-	-	-	-	-	13%	-	13%	-	-	24%	13%	*
All Grades Mathematics	2025	35%	50%	<b>45%</b>	-	-	-	-	-	-	*	-	*	-	-	48%	*	*
	2024	35%	54%	<b>56%</b>	-	-	-	-	-	-	*	-	*	-	*	50%	*	*

\* Indicates results are masked due to small numbers to protect student confidentiality.  
 - Indicates there are no students in the group.  
 Blank cell indicates there are no data available in the group.

Texas Education Agency  
**2024-25 STAAR Participation (TAPR)**  
 FRIENDSWOOD H S (084911001) - FRIENDSWOOD ISD - GALVESTON COUNTY

	State	District	Campus	African American	Hispanic	White	American Indian	Asian	Pacific Islander	Two or More Races	Special Ed (Current)	Special Ed (Former)	Continuously Enrolled	Non-Continuously Enrolled	Econ Disadv	EB / EL (Current & Monitored)
<b>2025 STAAR Participation (All Grades)</b>																
<b>All Tests</b>																
Assessment Participant	99%	99%	<b>98%</b>	98%	99%	98%	100%	99%	*	100%	98%	100%	98%	98%	97%	99%
Included in Accountability	93%	98%	<b>96%</b>	95%	93%	97%	100%	98%	*	100%	94%	96%	98%	91%	89%	80%
Not Included in Accountability: Mobile	4%	1%	<b>1%</b>	0%	3%	1%	0%	0%	*	0%	3%	4%	0%	6%	3%	0%
Not Included in Accountability: Other Exclusions	2%	0%	<b>1%</b>	3%	2%	0%	0%	1%	*	0%	2%	0%	1%	2%	5%	19%
Not Tested	1%	1%	<b>2%</b>	2%	1%	2%	0%	1%	*	0%	2%	0%	2%	2%	3%	1%
Absent	1%	0%	<b>1%</b>	2%	1%	1%	0%	0%	*	0%	1%	0%	1%	2%	3%	1%
Other	0%	0%	<b>1%</b>	0%	0%	1%	0%	1%	*	0%	1%	0%	1%	0%	1%	0%
<b>Reading</b>																
Assessment Participant	99%	100%	<b>99%</b>	96%	98%	100%	*	100%	*	100%	99%	100%	99%	99%	100%	100%
Included in Accountability	91%	98%	<b>96%</b>	92%	91%	98%	*	97%	*	100%	93%	96%	98%	90%	86%	69%
Not Included in Accountability: Mobile	4%	1%	<b>1%</b>	0%	3%	1%	*	0%	*	0%	3%	4%	0%	6%	3%	0%
Not Included in Accountability: Other Exclusions	4%	0%	<b>2%</b>	4%	4%	1%	*	3%	*	0%	3%	0%	1%	3%	10%	31%
Not Tested	1%	0%	<b>1%</b>	4%	2%	0%	*	0%	*	0%	1%	0%	1%	1%	0%	0%
Absent	1%	0%	<b>1%</b>	4%	2%	0%	*	0%	*	0%	1%	0%	1%	1%	0%	0%
Other	0%	0%	<b>0%</b>	0%	0%	0%	*	0%	*	0%	0%	0%	0%	0%	0%	0%
<b>Mathematics</b>																
Assessment Participant	99%	99%	<b>96%</b>	100%	98%	95%	-	96%	-	100%	94%	100%	96%	96%	97%	100%
Included in Accountability	94%	98%	<b>95%</b>	100%	94%	94%	-	96%	-	100%	92%	88%	96%	89%	90%	100%
Not Included in Accountability: Mobile	4%	1%	<b>1%</b>	0%	4%	1%	-	0%	-	0%	3%	13%	0%	7%	7%	0%
Not Included in Accountability: Other Exclusions	1%	0%	<b>0%</b>	0%	0%	0%	-	0%	-	0%	0%	0%	0%	0%	0%	0%
Not Tested	1%	1%	<b>4%</b>	0%	2%	5%	-	4%	-	0%	6%	0%	4%	4%	3%	0%
Absent	1%	0%	<b>1%</b>	0%	0%	2%	-	0%	-	0%	0%	0%	1%	4%	0%	0%
Other	0%	0%	<b>3%</b>	0%	2%	3%	-	4%	-	0%	6%	0%	3%	0%	3%	0%
<b>Science</b>																
Assessment Participant	99%	99%	<b>98%</b>	100%	98%	98%	-	97%	-	100%	100%	100%	98%	97%	87%	100%
Included in Accountability	94%	98%	<b>97%</b>	100%	94%	97%	-	97%	-	100%	97%	100%	98%	92%	84%	100%
Not Included in Accountability: Mobile	4%	1%	<b>1%</b>	0%	5%	0%	-	0%	-	0%	3%	0%	0%	6%	3%	0%
Not Included in Accountability: Other Exclusions	1%	0%	<b>0%</b>	0%	0%	0%	-	0%	-	0%	0%	0%	0%	0%	0%	0%
Not Tested	1%	1%	<b>2%</b>	0%	2%	2%	-	3%	-	0%	0%	0%	2%	3%	13%	0%

Texas Education Agency  
**2024-25 STAAR Participation (TAPR)**  
 FRIENDSWOOD H S (084911001) - FRIENDSWOOD ISD - GALVESTON COUNTY

	State	District	Campus	African American	Hispanic	White	American Indian	Asian	Pacific Islander	Two or More Races	Special Ed (Current)	Special Ed (Former)	Continuously Enrolled	Non-Continuously Enrolled	Econ Disadv	EB / EL (Current & Monitored)
Absent	1%	0%	1%	0%	1%	1%	-	0%	-	0%	0%	0%	1%	2%	13%	0%
Other	0%	0%	1%	0%	1%	1%	-	3%	-	0%	0%	0%	1%	1%	0%	0%
<b>Social Studies</b>																
Assessment Participant	99%	99%	99%	100%	99%	98%	*	100%	*	100%	98%	100%	99%	99%	100%	95%
Included in Accountability	94%	98%	98%	90%	97%	97%	*	100%	*	100%	93%	100%	99%	91%	97%	84%
Not Included in Accountability: Mobile	4%	1%	1%	0%	2%	0%	*	0%	*	0%	2%	0%	0%	4%	0%	0%
Not Included in Accountability: Other Exclusions	1%	0%	1%	10%	0%	1%	*	0%	*	0%	2%	0%	0%	3%	3%	11%
Not Tested	1%	1%	1%	0%	1%	2%	*	0%	*	0%	2%	0%	1%	1%	0%	5%
Absent	1%	1%	1%	0%	1%	2%	*	0%	*	0%	2%	0%	1%	1%	0%	5%
Other	0%	0%	0%	0%	0%	0%	*	0%	*	0%	0%	0%	0%	0%	0%	0%
<b>Accelerated Testers</b>																
SAT/ACT Participant	94%	93%	93%	*	91%	93%	-	90%	-	100%	*	*	93%	83%	*	-
<b>2024 STAAR Participation (All Grades)</b>																
<b>All Tests</b>																
Assessment Participant	99%	99%	98%	92%	97%	99%	100%	98%	100%	96%	97%	100%	98%	97%	98%	99%
Included in Accountability	92%	98%	96%	84%	92%	97%	100%	96%	100%	96%	93%	97%	97%	89%	91%	71%
Not Included in Accountability: Mobile	4%	1%	1%	8%	1%	1%	0%	1%	0%	0%	1%	3%	1%	4%	0%	0%
Not Included in Accountability: Other Exclusions	2%	0%	1%	0%	4%	1%	0%	2%	0%	0%	3%	0%	1%	5%	6%	28%
Not Tested	1%	1%	2%	8%	3%	1%	0%	2%	0%	4%	3%	0%	2%	3%	2%	1%
Absent	1%	1%	1%	3%	2%	1%	0%	0%	0%	4%	3%	0%	1%	2%	2%	1%
Other	0%	0%	0%	5%	0%	0%	0%	2%	0%	0%	0%	0%	0%	1%	0%	0%
<b>Reading</b>																
Assessment Participant	99%	99%	99%	93%	98%	99%	100%	100%	*	96%	97%	100%	99%	97%	98%	100%
Included in Accountability	91%	98%	95%	87%	91%	97%	100%	95%	*	96%	90%	97%	97%	87%	90%	63%
Not Included in Accountability: Mobile	4%	1%	1%	7%	1%	1%	0%	1%	*	0%	1%	3%	0%	4%	0%	0%
Not Included in Accountability: Other Exclusions	4%	1%	2%	0%	6%	1%	0%	4%	*	0%	6%	0%	1%	7%	8%	37%
Not Tested	1%	1%	1%	7%	2%	1%	0%	0%	*	4%	3%	0%	1%	3%	2%	0%
Absent	1%	1%	1%	7%	2%	1%	0%	0%	*	4%	3%	0%	1%	3%	2%	0%
Other	0%	0%	0%	0%	0%	0%	0%	0%	*	0%	0%	0%	0%	0%	0%	0%
<b>Mathematics</b>																
Assessment Participant	99%	99%	98%	89%	96%	99%	-	100%	-	100%	95%	100%	98%	98%	98%	95%
Included in Accountability	93%	98%	96%	78%	92%	97%	-	100%	-	100%	93%	100%	98%	88%	92%	74%

Texas Education Agency  
**2024-25 STAAR Participation (TAPR)**  
 FRIENDSWOOD H S (084911001) - FRIENDSWOOD ISD - GALVESTON COUNTY

	State	District	Campus	African American	Hispanic	White	American Indian	Asian	Pacific Islander	Two or More Races	Special Ed (Current)	Special Ed (Former)	Continuously Enrolled	Non-Continuously Enrolled	Econ Disadv	EB / EL (Current & Monitored)
Not Included in Accountability: Mobile	5%	1%	1%	11%	1%	1%	-	0%	-	0%	3%	0%	0%	5%	0%	0%
Not Included in Accountability: Other Exclusions	1%	0%	1%	0%	3%	0%	-	0%	-	0%	0%	0%	0%	5%	6%	21%
Not Tested	1%	1%	2%	11%	4%	1%	-	0%	-	0%	5%	0%	2%	2%	2%	5%
Absent	1%	1%	1%	0%	2%	0%	-	0%	-	0%	5%	0%	1%	0%	0%	5%
Other	0%	0%	1%	11%	2%	1%	-	0%	-	0%	0%	0%	1%	2%	2%	0%
<b>Science</b>																
Assessment Participant	99%	99%	97%	100%	97%	97%	*	92%	*	100%	100%	100%	97%	97%	98%	100%
Included in Accountability	93%	97%	95%	100%	93%	96%	*	92%	*	100%	98%	100%	96%	91%	92%	83%
Not Included in Accountability: Mobile	4%	1%	1%	0%	1%	1%	*	0%	*	0%	2%	0%	1%	3%	0%	0%
Not Included in Accountability: Other Exclusions	1%	0%	1%	0%	3%	0%	*	0%	*	0%	0%	0%	0%	4%	7%	17%
Not Tested	1%	1%	3%	0%	3%	3%	*	8%	*	0%	0%	0%	3%	3%	2%	0%
Absent	1%	1%	2%	0%	3%	2%	*	0%	*	0%	0%	0%	2%	1%	2%	0%
Other	0%	0%	1%	0%	0%	1%	*	8%	*	0%	0%	0%	1%	2%	0%	0%
<b>Social Studies</b>																
Assessment Participant	99%	99%	98%	89%	98%	99%	-	100%	*	86%	98%	100%	99%	98%	98%	100%
Included in Accountability	94%	97%	97%	78%	96%	98%	-	100%	*	86%	98%	93%	98%	90%	94%	76%
Not Included in Accountability: Mobile	4%	1%	1%	11%	1%	1%	-	0%	*	0%	0%	7%	1%	2%	2%	0%
Not Included in Accountability: Other Exclusions	1%	0%	1%	0%	1%	1%	-	0%	*	0%	0%	0%	0%	5%	2%	24%
Not Tested	1%	1%	2%	11%	2%	1%	-	0%	*	14%	2%	0%	1%	2%	2%	0%
Absent	1%	1%	1%	0%	2%	1%	-	0%	*	14%	2%	0%	1%	1%	2%	0%
Other	0%	0%	0%	11%	0%	0%	-	0%	*	0%	0%	0%	0%	1%	0%	0%
<b>Accelerated Testers</b>																
SAT/ACT Participant	93%	95%	95%	80%	94%	97%	-	89%	-	100%	*	*	97%	67%	94%	-

\* Indicates results are masked due to small numbers to protect student confidentiality.  
 - Indicates there are no students in the group.

Texas Education Agency  
**2024-25 Attendance, Graduation, and Dropout Rates (TAPR)**  
 FRIENDSWOOD H S (084911001) - FRIENDSWOOD ISD - GALVESTON COUNTY

	State	District	Campus	African American	Hispanic	White	American Indian	Asian	Pacific Islander	Two or More Races	Special Ed	Econ Disadv	EB/EL
<b>Attendance Rate</b>													
2023-24	93.6%	94.6%	<b>93.1%</b>	93.9%	91.2%	93.2%	94.0%	96.2%	*	93.7%	89.6%	90.2%	91.4%
2022-23	93.3%	94.2%	<b>92.9%</b>	95.2%	91.8%	92.9%	*	95.8%	*	93.0%	88.7%	88.4%	90.5%
<b>Chronic Absenteeism</b>													
2023-24	19.0%	11.7%	<b>20.4%</b>	25.0%	26.4%	19.8%	28.6%	8.3%	*	18.4%	34.2%	30.0%	29.1%
2022-23	20.3%	13.1%	<b>20.9%</b>	20.6%	25.9%	20.3%	80.0%	10.5%	*	22.4%	35.5%	36.5%	27.8%
<b>Annual Dropout Rate (Gr 7-8)</b>													
2023-24	0.7%	0.0%	-	-	-	-	-	-	-	-	-	-	-
2022-23	0.8%	0.0%	-	-	-	-	-	-	-	-	-	-	-
<b>Annual Dropout Rate (Gr 9-12)</b>													
2023-24	1.9%	0.0%	<b>0.0%</b>	0.0%	0.0%	0.0%	0.0%	0.0%	*	0.0%	0.0%	0.0%	0.0%
2022-23	2.0%	0.0%	<b>0.0%</b>	0.0%	0.0%	0.0%	0.0%	0.0%	*	0.0%	0.0%	0.0%	0.0%
<b>4-Year Longitudinal Rate (Gr 9-12)</b>													
<b>Class of 2024</b>													
Graduated	90.7%	99.3%	<b>99.3%</b>	100.0%	98.9%	99.7%	*	100.0%	-	93.8%	100.0%	98.2%	100.0%
Received TxCHSE	0.3%	0.2%	<b>0.2%</b>	0.0%	1.1%	0.0%	*	0.0%	-	0.0%	0.0%	1.8%	0.0%
Continued HS	3.1%	0.5%	<b>0.5%</b>	0.0%	0.0%	0.3%	*	0.0%	-	6.3%	0.0%	0.0%	0.0%
Dropped Out	5.8%	0.0%	<b>0.0%</b>	0.0%	0.0%	0.0%	*	0.0%	-	0.0%	0.0%	0.0%	0.0%
Graduates and TxCHSE	91.1%	99.5%	<b>99.5%</b>	100.0%	100.0%	99.7%	*	100.0%	-	93.8%	100.0%	100.0%	100.0%
Graduates, TxCHSE, and Continuers	94.2%	100.0%	<b>100.0%</b>	100.0%	100.0%	100.0%	100.0%	100.0%	-	100.0%	100.0%	100.0%	100.0%
<b>Class of 2023</b>													
Graduated	90.3%	98.9%	<b>98.9%</b>	100.0%	99.0%	98.7%	*	100.0%	-	100.0%	88.9%	97.3%	*
Received TxCHSE	0.3%	0.0%	<b>0.0%</b>	0.0%	0.0%	0.0%	*	0.0%	-	0.0%	0.0%	0.0%	*
Continued HS	3.1%	1.1%	<b>1.1%</b>	0.0%	1.0%	1.3%	*	0.0%	-	0.0%	11.1%	2.7%	*
Dropped Out	6.3%	0.0%	<b>0.0%</b>	0.0%	0.0%	0.0%	*	0.0%	-	0.0%	0.0%	0.0%	*
Graduates and TxCHSE	90.6%	98.9%	<b>98.9%</b>	100.0%	99.0%	98.7%	*	100.0%	-	100.0%	88.9%	97.3%	*
Graduates, TxCHSE, and Continuers	93.7%	100.0%	<b>100.0%</b>	100.0%	100.0%	100.0%	*	100.0%	-	100.0%	100.0%	100.0%	*
<b>5-Year Extended Longitudinal Rate (Gr 9-12)</b>													
<b>Class of 2023</b>													
Graduated	92.1%	100.0%	<b>100.0%</b>	100.0%	100.0%	100.0%	*	100.0%	-	100.0%	100.0%	100.0%	*
Received TxCHSE	0.4%	0.0%	<b>0.0%</b>	0.0%	0.0%	0.0%	*	0.0%	-	0.0%	0.0%	0.0%	*
Continued HS	1.0%	0.0%	<b>0.0%</b>	0.0%	0.0%	0.0%	*	0.0%	-	0.0%	0.0%	0.0%	*
Dropped Out	6.5%	0.0%	<b>0.0%</b>	0.0%	0.0%	0.0%	*	0.0%	-	0.0%	0.0%	0.0%	*
Graduates and TxCHSE	92.6%	100.0%	<b>100.0%</b>	100.0%	100.0%	100.0%	*	100.0%	-	100.0%	100.0%	100.0%	*
Graduates, TxCHSE, and Continuers	93.5%	100.0%	<b>100.0%</b>	100.0%	100.0%	100.0%	*	100.0%	-	100.0%	100.0%	100.0%	*

Texas Education Agency  
**2024-25 Attendance, Graduation, and Dropout Rates (TAPR)**  
 FRIENDSWOOD H S (084911001) - FRIENDSWOOD ISD - GALVESTON COUNTY

	State	District	Campus	African American	Hispanic	White	American Indian	Asian	Pacific Islander	Two or More Races	Special Ed	Econ Disadv	EB/EL
<b>Class of 2022</b>													
Graduated	91.8%	100.0%	<b>100.0%</b>	*	100.0%	100.0%	-	100.0%	*	100.0%	100.0%	100.0%	100.0%
Received TxCHSE	0.4%	0.0%	<b>0.0%</b>	*	0.0%	0.0%	-	0.0%	*	0.0%	0.0%	0.0%	0.0%
Continued HS	1.0%	0.0%	<b>0.0%</b>	*	0.0%	0.0%	-	0.0%	*	0.0%	0.0%	0.0%	0.0%
Dropped Out	6.8%	0.0%	<b>0.0%</b>	*	0.0%	0.0%	-	0.0%	*	0.0%	0.0%	0.0%	0.0%
Graduates and TxCHSE	92.2%	100.0%	<b>100.0%</b>	*	100.0%	100.0%	-	100.0%	*	100.0%	100.0%	100.0%	100.0%
Graduates, TxCHSE, and Continuers	93.2%	100.0%	<b>100.0%</b>	*	100.0%	100.0%	-	100.0%	*	100.0%	100.0%	100.0%	100.0%
<b>6-Year Extended Longitudinal Rate (Gr 9-12)</b>													
<b>Class of 2022</b>													
Graduated	92.2%	100.0%	<b>100.0%</b>	*	100.0%	100.0%	-	100.0%	*	100.0%	100.0%	100.0%	100.0%
Received TxCHSE	0.5%	0.0%	<b>0.0%</b>	*	0.0%	0.0%	-	0.0%	*	0.0%	0.0%	0.0%	0.0%
Continued HS	0.5%	0.0%	<b>0.0%</b>	*	0.0%	0.0%	-	0.0%	*	0.0%	0.0%	0.0%	0.0%
Dropped Out	6.8%	0.0%	<b>0.0%</b>	*	0.0%	0.0%	-	0.0%	*	0.0%	0.0%	0.0%	0.0%
Graduates and TxCHSE	92.7%	100.0%	<b>100.0%</b>	*	100.0%	100.0%	-	100.0%	*	100.0%	100.0%	100.0%	100.0%
Graduates, TxCHSE, and Continuers	93.2%	100.0%	<b>100.0%</b>	*	100.0%	100.0%	-	100.0%	*	100.0%	100.0%	100.0%	100.0%
<b>Class of 2021</b>													
Graduated	92.7%	99.8%	<b>99.8%</b>	100.0%	99.0%	100.0%	*	100.0%	*	100.0%	96.9%	97.7%	100.0%
Received TxCHSE	0.5%	0.0%	<b>0.0%</b>	0.0%	0.0%	0.0%	*	0.0%	*	0.0%	0.0%	0.0%	0.0%
Continued HS	0.5%	0.0%	<b>0.0%</b>	0.0%	0.0%	0.0%	*	0.0%	*	0.0%	0.0%	0.0%	0.0%
Dropped Out	6.3%	0.2%	<b>0.2%</b>	0.0%	1.0%	0.0%	*	0.0%	*	0.0%	3.1%	2.3%	0.0%
Graduates and TxCHSE	93.2%	99.8%	<b>99.8%</b>	100.0%	99.0%	100.0%	*	100.0%	*	100.0%	96.9%	97.7%	100.0%
Graduates, TxCHSE, and Continuers	93.7%	99.8%	<b>99.8%</b>	100.0%	99.0%	100.0%	*	100.0%	*	100.0%	96.9%	97.7%	100.0%
<b>4-Year Federal Graduation Rate Without Exclusions (Gr 9-12)</b>													
Class of 2024	90.7%	98.9%	<b>98.9%</b>	100.0%	97.8%	99.3%	*	100.0%	-	93.8%	95.1%	98.2%	100.0%
Class of 2023	90.3%	99.0%	<b>99.0%</b>	100.0%	99.0%	98.7%	*	100.0%	-	100.0%	88.9%	97.4%	*
<b>RHSP/DAP Graduates (Longitudinal Rate)</b>													
Class of 2024	44.9%	-	-	-	-	-	-	-	-	-	-	-	-
Class of 2023	72.3%	-	-	-	-	-	-	-	-	-	-	-	-
<b>FHSP-E Graduates (Longitudinal Rate)</b>													
Class of 2024	11.0%	0.7%	<b>0.7%</b>	0.0%	0.0%	1.1%	*	0.0%	-	0.0%	0.0%	0.0%	0.0%
Class of 2023	4.3%	0.0%	<b>0.0%</b>	0.0%	0.0%	0.0%	*	0.0%	-	0.0%	0.0%	0.0%	*
<b>FHSP-DLA Graduates (Longitudinal Rate)</b>													
Class of 2024	78.5%	92.6%	<b>92.6%</b>	100.0%	85.7%	93.3%	*	100.0%	-	100.0%	61.5%	70.9%	83.3%
Class of 2023	84.3%	94.3%	<b>94.3%</b>	100.0%	88.1%	95.8%	*	96.8%	-	95.8%	67.5%	83.3%	*
<b>Texas First-DLA Graduates (Longitudinal Rate)</b>													

Texas Education Agency  
**2024-25 Attendance, Graduation, and Dropout Rates (TAPR)**  
 FRIENDSWOOD H S (084911001) - FRIENDSWOOD ISD - GALVESTON COUNTY

	State	District	Campus	African American	Hispanic	White	American Indian	Asian	Pacific Islander	Two or More Races	Special Ed	Econ Disadv	EB/EL
Class of 2024	0.1%	0.5%	<b>0.5%</b>	0.0%	0.0%	0.7%	*	0.0%	-	0.0%	0.0%	0.0%	0.0%
Class of 2023	0.0%	0.0%	<b>0.0%</b>	0.0%	0.0%	0.0%	*	0.0%	-	0.0%	0.0%	0.0%	*
<b>RHSP/DAP/FHSP-E/FHSP-DLA/Texas First-DLA Graduates (Longitudinal Rate)</b>													
Class of 2024	89.5%	93.3%	<b>93.3%</b>	100.0%	85.7%	94.4%	*	100.0%	-	100.0%	61.5%	70.9%	83.3%
Class of 2023	88.6%	94.3%	<b>94.3%</b>	100.0%	88.1%	95.8%	*	96.8%	-	95.8%	67.5%	83.3%	*
<b>RHSP/DAP Graduates (Annual Rate)</b>													
2023-24	24.6%	-	-	-	-	-	-	-	-	-	-	-	-
2022-23	38.4%	-	-	-	-	-	-	-	-	-	-	-	-
<b>FHSP-E Graduates (Annual Rate)</b>													
2023-24	11.0%	0.7%	<b>0.7%</b>	0.0%	0.0%	1.0%	*	0.0%	-	0.0%	0.0%	0.0%	0.0%
2022-23	4.4%	0.0%	<b>0.0%</b>	0.0%	0.0%	0.0%	*	0.0%	-	0.0%	0.0%	0.0%	*
<b>FHSP-DLA Graduates (Annual Rate)</b>													
2023-24	76.9%	92.4%	<b>92.4%</b>	100.0%	86.7%	92.7%	*	100.0%	-	100.0%	60.0%	72.7%	83.3%
2022-23	82.5%	93.7%	<b>93.7%</b>	100.0%	86.2%	95.8%	*	96.8%	-	95.8%	62.8%	81.1%	*
<b>Texas First-DLA Graduates (Annual Rate)</b>													
2023-24	0.1%	0.7%	<b>0.7%</b>	0.0%	0.0%	1.0%	*	0.0%	-	0.0%	0.0%	0.0%	0.0%
2022-23	0.1%	0.2%	<b>0.2%</b>	0.0%	0.0%	0.3%	0.0%	0.0%	-	-	0.0%	0.0%	0.0%
<b>RHSP/DAP/FHSP-E/FHSP-DLA/Texas First-DLA Graduates (Annual Rate)</b>													
2023-24	87.8%	93.2%	<b>93.2%</b>	100.0%	86.7%	93.8%	*	100.0%	-	100.0%	60.0%	72.7%	83.3%
2022-23	86.8%	93.8%	<b>93.8%</b>	100.0%	86.2%	95.8%	*	96.8%	-	95.8%	62.8%	81.1%	*

Texas Education Agency  
**2024-25 Graduation Profile (TAPR)**  
 FRIENDSWOOD H S (084911001) - FRIENDSWOOD ISD - GALVESTON COUNTY

	Campus Count	Campus Percent	District Count	State Count
<b>Graduates (2023-24 Annual Graduates)</b>				
Total Graduates	438	100.0%	438	382,023
<b>By Ethnicity:</b>				
African American	10	2.3%	10	48,064
Hispanic	90	20.5%	90	200,942
White	292	66.7%	292	101,714
American Indian	1	0.2%	1	1,231
Asian	30	6.8%	30	19,746
Pacific Islander	0	0.0%	0	606
Two or More Races	15	3.4%	15	9,720
<b>By Graduation Type:</b>				
Minimum H.S. Program	0	0.0%	0	309
Recommended H.S. Program/Distinguished Achievement Program	0	0.0%	0	101
Foundation H.S. Program (No Endorsement)	30	6.8%	30	46,183
Foundation H.S. Program (Endorsement)	3	0.7%	3	42,042
Foundation H.S. Program (DLA)	402	91.8%	402	293,032
Texas First Early H.S. Completion Program (Texas First-DLA)	3	0.7%	3	356
Special Education Graduates	40	9.1%	40	35,935
Economically Disadvantaged Graduates	55	12.6%	55	211,984
Emergent Bilingual (EB)/English Learner (EL) Graduates	6	1.4%	6	56,967
At-Risk Graduates	99	22.6%	99	173,035
CTE Completers	114	26.0%	114	127,800

Texas Education Agency  
**2024-25 College, Career, and Military Readiness (CCMR) (TAPR)**  
 FRIENDSWOOD H S (084911001) - FRIENDSWOOD ISD - GALVESTON COUNTY

Academic Year	State	District	Campus	African American	Hispanic	White	American Indian	Asian	Pacific Islander	Two or More Races	Special Ed	Econ Disadv	EB/EL
<b>College, Career, and Military Ready Graduates (Student Achievement)</b>													
<b>College, Career, or Military Ready (Annual Graduates)</b>													
2023-24	81.8%	83.6%	<b>83.6%</b>	70.0%	76.7%	86.0%	*	90.0%	-	80.0%	85.0%	70.9%	33.3%
2022-23	76.3%	82.7%	<b>82.7%</b>	71.4%	77.1%	83.7%	*	93.5%	-	87.5%	90.7%	70.3%	*
<b>College Ready Graduates</b>													
<b>College Ready (Annual Graduates)</b>													
2023-24	70.0%	79.9%	<b>79.9%</b>	70.0%	70.0%	82.5%	*	90.0%	-	80.0%	60.0%	52.7%	33.3%
2022-23	61.9%	78.8%	<b>78.8%</b>	71.4%	68.8%	80.5%	*	93.5%	-	87.5%	67.4%	64.9%	*
<b>TSI Criteria Graduates in English Language Arts (Annual Graduates)</b>													
2023-24	69.5%	80.1%	<b>80.1%</b>	80.0%	70.0%	82.5%	*	93.3%	-	73.3%	35.0%	61.8%	0.0%
2022-23	62.8%	82.9%	<b>82.9%</b>	85.7%	72.5%	85.3%	*	93.5%	-	87.5%	30.2%	54.1%	*
<b>TSI Criteria Graduates in Mathematics (Annual Graduates)</b>													
2023-24	63.2%	73.1%	<b>73.1%</b>	80.0%	60.0%	75.0%	*	90.0%	-	80.0%	25.0%	43.6%	16.7%
2022-23	54.3%	70.4%	<b>70.4%</b>	85.7%	57.8%	72.6%	*	87.1%	-	79.2%	20.9%	51.4%	*
<b>TSI Criteria Graduates in Both Subjects (Annual Graduates)</b>													
2023-24	57.4%	67.8%	<b>67.8%</b>	70.0%	54.4%	70.5%	*	86.7%	-	60.0%	17.5%	38.2%	0.0%
2022-23	48.4%	66.7%	<b>66.7%</b>	71.4%	53.2%	69.1%	*	83.9%	-	79.2%	16.3%	48.6%	*
<b>AP / IB Met Criteria in Any Subject (Annual Graduates)</b>													
2023-24	21.0%	40.0%	<b>40.0%</b>	30.0%	33.3%	38.7%	*	76.7%	-	40.0%	2.5%	20.0%	16.7%
2022-23	20.4%	40.2%	<b>40.2%</b>	28.6%	22.9%	42.0%	*	74.2%	-	58.3%	7.0%	24.3%	*
<b>Associate Degree (Annual Graduates)</b>													
2023-24	3.1%	3.0%	<b>3.0%</b>	0.0%	1.1%	3.4%	*	6.7%	-	0.0%	0.0%	1.8%	0.0%
2022-23	2.5%	1.0%	<b>1.0%</b>	0.0%	1.8%	1.0%	*	0.0%	-	0.0%	0.0%	0.0%	*
<b>Dual Course Credits in Any Subject (Annual Graduates)</b>													
2023-24	25.1%	45.2%	<b>45.2%</b>	30.0%	32.2%	49.7%	*	46.7%	-	46.7%	12.5%	25.5%	0.0%
2022-23	23.6%	40.0%	<b>40.0%</b>	14.3%	33.9%	43.3%	*	32.3%	-	41.7%	14.0%	16.2%	*
<b>Onramps Course Credits (Annual Graduates)</b>													
2023-24	5.7%	0.0%	<b>0.0%</b>	0.0%	0.0%	0.0%	*	0.0%	-	0.0%	0.0%	0.0%	0.0%
2022-23	4.8%	0.0%	<b>0.0%</b>	0.0%	0.0%	0.0%	*	0.0%	-	0.0%	0.0%	0.0%	*
<b>Graduates Under an Advanced Diploma Plan and Identified as a Current Special Education Student (Annual Graduates)</b>													
2023-24	6.0%	5.5%	<b>5.5%</b>	0.0%	6.7%	5.5%	*	3.3%	-	6.7%	60.0%	7.3%	16.7%
2022-23	5.6%	5.6%	<b>5.6%</b>	0.0%	6.4%	5.5%	*	3.2%	-	8.3%	62.8%	13.5%	*
<b>Career / Military Ready Graduates</b>													
<b>Career or Military Ready (Annual Graduates)</b>													
2023-24	38.1%	13.9%	<b>13.9%</b>	0.0%	16.7%	14.4%	*	3.3%	-	20.0%	37.5%	27.3%	0.0%

Texas Education Agency  
**2024-25 College, Career, and Military Readiness (CCMR) (TAPR)**  
 FRIENDSWOOD H S (084911001) - FRIENDSWOOD ISD - GALVESTON COUNTY

Academic Year	State	District	Campus	African American	Hispanic	White	American Indian	Asian	Pacific Islander	Two or More Races	Special Ed	Econ Disadv	EB/EL
2022-23	36.4%	16.9%	<b>16.9%</b>	14.3%	22.0%	16.0%	*	16.1%	-	8.3%	41.9%	16.2%	*
<b>Approved Industry-Based Certification (Annual Graduates)</b>													
2023-24	34.9%	10.0%	<b>10.0%</b>	0.0%	10.0%	10.6%	*	3.3%	-	20.0%	2.5%	14.5%	0.0%
2022-23	33.4%	12.7%	<b>12.7%</b>	14.3%	12.8%	12.7%	*	16.1%	-	8.3%	2.3%	5.4%	*
<b>Graduates with Level I or Level II Certificate (Annual Graduates)</b>													
2023-24	1.1%	0.2%	<b>0.2%</b>	0.0%	1.1%	0.0%	*	0.0%	-	0.0%	0.0%	0.0%	0.0%
2022-23	0.8%	0.6%	<b>0.6%</b>	0.0%	1.8%	0.3%	*	0.0%	-	0.0%	2.3%	2.7%	*
<b>Graduate with Completed IEP and Workforce Readiness (Annual Graduates)</b>													
2023-24	2.7%	3.2%	<b>3.2%</b>	0.0%	5.6%	3.1%	*	0.0%	-	0.0%	35.0%	12.7%	0.0%
2022-23	2.7%	3.5%	<b>3.5%</b>	0.0%	7.3%	2.9%	*	0.0%	-	0.0%	39.5%	8.1%	*
<b>U.S. Armed Forces Enlistment (Annual Graduates)</b>													
2023-24	0.7%	0.5%	<b>0.5%</b>	0.0%	0.0%	0.7%	*	0.0%	-	0.0%	0.0%	0.0%	0.0%
2022-23	0.6%	0.6%	<b>0.6%</b>	0.0%	1.8%	0.3%	*	0.0%	-	0.0%	0.0%	0.0%	*

- Indicates there are no students in the group.

\* Indicates results are masked due to small numbers to protect student confidentiality.

? Indicates that the data for this item were statistically improbable or were reported outside a reasonable range.

Texas Education Agency  
**2024-25 CCMR-Related Indicators (TAPR)**  
 FRIENDSWOOD H S (084911001) - FRIENDSWOOD ISD - GALVESTON COUNTY

	Academic Year	State	District	Campus	African American	Hispanic	White	American Indian	Asian	Pacific Islander	Two or More Races	Special Ed	Econ Disadv	EB/EL
<b>TSIA Results (Graduates &gt;= Criterion) (Annual Graduates)</b>														
Reading	2023-24	20.1%	8.0%	<b>8.0%</b>	10.0%	10.0%	8.6%	*	0.0%	-	0.0%	5.0%	5.5%	0.0%
	2022-23	21.0%	6.7%	<b>6.7%</b>	0.0%	11.9%	5.9%	*	3.2%	-	0.0%	7.0%	2.7%	*
Mathematics	2023-24	21.3%	14.2%	<b>14.2%</b>	30.0%	15.6%	14.0%	*	6.7%	-	13.3%	5.0%	5.5%	16.7%
	2022-23	19.9%	11.0%	<b>11.0%</b>	28.6%	10.1%	12.1%	*	3.2%	-	8.3%	7.0%	2.7%	*
Both Subjects	2023-24	12.7%	5.7%	<b>5.7%</b>	10.0%	6.7%	6.2%	*	0.0%	-	0.0%	2.5%	0.0%	0.0%
	2022-23	12.5%	2.1%	<b>2.1%</b>	0.0%	3.7%	2.0%	*	0.0%	-	0.0%	0.0%	2.7%	*
<b>Completed and Received Credit for College Prep Courses (Annual Graduates)</b>														
English Language Arts	2023-24	26.6%	5.7%	<b>5.7%</b>	20.0%	7.8%	5.5%	*	0.0%	-	0.0%	7.5%	9.1%	0.0%
	2022-23	18.2%	3.8%	<b>3.8%</b>	0.0%	6.4%	3.3%	*	3.2%	-	0.0%	2.3%	2.7%	*
Mathematics	2023-24	29.5%	12.3%	<b>12.3%</b>	10.0%	16.7%	11.3%	*	3.3%	-	26.7%	12.5%	9.1%	0.0%
	2022-23	20.2%	3.8%	<b>3.8%</b>	0.0%	7.3%	3.3%	*	0.0%	-	0.0%	2.3%	13.5%	*
Both Subjects	2023-24	20.2%	3.2%	<b>3.2%</b>	0.0%	6.7%	2.7%	*	0.0%	-	0.0%	2.5%	1.8%	0.0%
	2022-23	12.5%	0.0%	<b>0.0%</b>	0.0%	0.0%	0.0%	*	0.0%	-	0.0%	0.0%	0.0%	*
<b>AP/IB-Results (Participation) (Grades 11-12)</b>														
All Subjects	2024	25.7%	33.5%	<b>33.5%</b>	26.3%	24.3%	32.1%	*	67.6%	*	48.6%	2.1%	15.8%	11.1%
	2023	24.2%	32.2%	<b>32.2%</b>	20.0%	19.8%	32.7%	*	69.4%	-	34.2%	3.2%	16.5%	16.7%
English Language Arts	2024	14.6%	13.3%	<b>13.3%</b>	5.3%	8.8%	11.3%	*	44.1%	*	17.1%	0.0%	2.6%	0.0%
	2023	13.8%	13.1%	<b>13.1%</b>	13.3%	7.1%	13.2%	*	37.1%	-	5.3%	0.0%	3.5%	0.0%
Mathematics	2024	9.6%	15.9%	<b>15.9%</b>	5.3%	9.9%	14.1%	*	45.6%	*	28.6%	1.0%	4.4%	0.0%
	2023	7.4%	11.4%	<b>11.4%</b>	6.7%	4.6%	11.9%	*	29.0%	-	13.2%	2.1%	9.4%	0.0%
Science	2024	10.9%	16.3%	<b>16.3%</b>	10.5%	12.7%	13.5%	*	47.1%	*	31.4%	1.0%	6.1%	0.0%
	2023	10.3%	13.9%	<b>13.9%</b>	6.7%	7.1%	13.7%	*	43.5%	-	7.9%	1.1%	9.4%	0.0%
Social Studies	2024	13.7%	26.2%	<b>26.2%</b>	15.8%	17.7%	25.2%	*	60.3%	*	31.4%	2.1%	11.4%	5.6%
	2023	13.1%	24.4%	<b>24.4%</b>	20.0%	11.2%	25.7%	*	58.1%	-	21.1%	3.2%	11.8%	0.0%
<b>AP/IB Results (Examinees &gt;= Criterion) (Grades 11-12)</b>														
All Subjects	2024	56.9%	89.1%	<b>89.1%</b>	60.0%	81.8%	90.0%	-	93.5%	-	94.1%	*	55.6%	*
	2023	53.3%	85.3%	<b>85.3%</b>	*	82.1%	86.6%	-	88.4%	-	76.9%	*	92.9%	*
English Language Arts	2024	48.8%	88.2%	<b>88.2%</b>	*	75.0%	87.8%	-	93.3%	-	100.0%	-	*	-
	2023	52.3%	90.2%	<b>90.2%</b>	*	92.9%	93.8%	-	87.0%	-	*	-	*	-
Mathematics	2024	53.4%	87.5%	<b>87.5%</b>	*	72.2%	88.0%	-	93.5%	-	100.0%	*	60.0%	-
	2023	50.1%	68.9%	<b>68.9%</b>	*	66.7%	68.5%	-	72.2%	-	80.0%	*	75.0%	-
Science	2024	46.1%	80.1%	<b>80.1%</b>	*	73.9%	78.4%	-	90.6%	-	81.8%	*	28.6%	-
	2023	44.8%	82.9%	<b>82.9%</b>	*	64.3%	82.1%	-	92.6%	-	*	*	87.5%	-

Texas Education Agency  
**2024-25 CCMR-Related Indicators (TAPR)**  
 FRIENDSWOOD H S (084911001) - FRIENDSWOOD ISD - GALVESTON COUNTY

	Academic Year	State	District	Campus	African American	Hispanic	White	American Indian	Asian	Pacific Islander	Two or More Races	Special Ed	Econ Disadv	EB/EL
Social Studies	2024	56.8%	91.2%	<b>91.2%</b>	*	78.1%	92.7%	-	97.6%	-	90.9%	*	69.2%	*
	2023	42.0%	81.1%	<b>81.1%</b>	*	86.4%	81.6%	-	80.6%	-	75.0%	*	80.0%	-
<b>SAT/ACT Results (Annual Graduates)</b>														
Tested	2023-24	79.1%	95.0%	<b>95.0%</b>	90.0%	95.6%	94.2%	*	100.0%	-	100.0%	65.0%	87.0%	66.7%
	2022-23	79.3%	94.6%	<b>94.6%</b>	100.0%	88.1%	95.4%	*	100.0%	-	95.8%	62.8%	70.3%	*
At/Above Criterion for All Examinees	2023-24	28.8%	57.0%	<b>57.0%</b>	55.6%	37.2%	61.5%	*	83.3%	-	40.0%	19.2%	36.2%	*
	2022-23	28.9%	59.7%	<b>59.7%</b>	44.4%	45.8%	60.8%	*	84.4%	-	78.3%	14.8%	53.8%	-
<b>Average SAT Score (Annual Graduates)</b>														
All Subjects	2023-24	975	1105	<b>1105</b>	1022	1008	1123	*	1268	-	1059	898	1009	*
	2022-23	978	1125	<b>1125</b>	1079	1058	1129	1040	1261	-	1188	929	1039	-
English Language Arts and Writing	2023-24	496	557	<b>557</b>	519	510	569	*	622	-	517	458	511	*
	2022-23	497	568	<b>568</b>	541	533	573	530	620	-	589	466	530	-
Mathematics	2023-24	479	547	<b>547</b>	503	498	554	*	646	-	541	440	498	*
	2022-23	482	557	<b>557</b>	538	524	556	510	641	-	599	464	509	-
<b>Average ACT Score (Annual Graduates)</b>														
All Subjects	2023-24	19.3	23.7	<b>23.7</b>	*	23.1	24.1	-	*	-	*	*	*	-
	2022-23	19.2	23.7	<b>23.7</b>	21.3	23.1	23.6	-	26.4	-	23.8	27.0	23.5	-
English Language Arts	2023-24	19.0	23.3	<b>23.3</b>	*	22.3	23.8	-	*	-	*	*	*	-
	2022-23	18.8	23.5	<b>23.5</b>	20.3	23.3	23.4	-	26.5	-	23.5	27.3	24.0	-
Mathematics	2023-24	19.0	23.7	<b>23.7</b>	*	23.6	24.0	-	*	-	*	*	*	-
	2022-23	18.9	23.5	<b>23.5</b>	22.0	22.8	23.3	-	27.6	-	24.0	26.0	23.3	-
Science	2023-24	19.6	23.9	<b>23.9</b>	*	24.1	24.2	-	*	-	*	*	*	-
	2022-23	19.5	23.8	<b>23.8</b>	21.7	22.3	24.0	-	25.4	-	24.3	27.0	23.0	-

- Indicates there are no students in the group.
- \* Indicates results are masked due to small numbers to protect student confidentiality.
- ? Indicates that the data for this item were statistically improbable or were reported outside a reasonable range.
- n/a Indicates data reporting is not applicable for this group.

Texas Education Agency  
**2024-25 Other Postsecondary Indicators (TAPR)**  
 FRIENDSWOOD H S (084911001) - FRIENDSWOOD ISD - GALVESTON COUNTY

	Academic Year	State	District	Campus	African American	Hispanic	White	American Indian	Asian	Pacific Islander	Two or More Races	Special Ed	Econ Disadv	EB/EL
<b>Advanced/Dual-Credit Course Completion (Grades 9-12)</b>														
Any Subject	2023-24	45.7%	58.0%	<b>58.0%</b>	64.7%	49.7%	57.7%	57.1%	80.4%	*	56.5%	21.5%	37.4%	25.9%
	2022-23	45.4%	58.8%	<b>58.8%</b>	61.3%	53.9%	57.3%	40.0%	82.9%	*	65.9%	24.1%	35.0%	15.2%
English Language Arts	2023-24	17.8%	23.8%	<b>23.8%</b>	14.7%	16.5%	25.2%	0.0%	35.7%	*	20.2%	1.1%	9.5%	3.7%
	2022-23	17.4%	22.4%	<b>22.4%</b>	9.7%	16.9%	23.4%	20.0%	33.6%	*	18.3%	2.1%	9.2%	0.0%
Mathematics	2023-24	19.4%	31.8%	<b>31.8%</b>	37.9%	24.2%	31.7%	0.0%	51.5%	*	35.0%	5.0%	17.6%	7.7%
	2022-23	19.5%	35.9%	<b>35.9%</b>	34.5%	27.4%	36.8%	40.0%	52.2%	*	34.7%	7.6%	17.2%	0.0%
Science	2023-24	21.9%	27.9%	<b>27.9%</b>	27.3%	24.6%	25.7%	14.3%	54.1%	*	30.4%	13.0%	21.8%	7.8%
	2022-23	21.5%	28.0%	<b>28.0%</b>	31.0%	27.5%	26.4%	20.0%	44.3%	*	28.9%	14.4%	19.3%	6.3%
Social Studies	2023-24	24.5%	38.2%	<b>38.2%</b>	35.7%	29.2%	36.4%	42.9%	75.4%	*	42.3%	2.5%	20.3%	6.3%
	2022-23	24.0%	41.3%	<b>41.3%</b>	28.6%	31.3%	40.9%	* 74.3%	*	42.9%	5.9%	17.6%	6.5%	
<b>Graduates Enrolled in Texas Institution of Higher Education (TX IHE)</b>														
	2022-23	***	***	***	***	***	***	***	***	***	***	***	***	***
	2021-22	47.6%	65.2%	<b>65.2%</b>	75.0%	65.0%	64.0%	-	75.6%	100.0%	61.5%	30.0%	55.9%	25.0%
<b>Graduates in TX IHE Completing One Year Without Enrollment in a Developmental Education Course</b>														
	2022-23	***	***	***	***	***	***	***	***	***	***	***	***	***
	2021-22	53.6%	80.7%	<b>80.7%</b>	0.0%	71.1%	82.3%	-	93.3%	100.0%	75.0%	41.7%	72.2%	0.0%

- Indicates there are no students in the group.
- \* Indicates results are masked due to small numbers to protect student confidentiality.
- ? Indicates that the data for this item were statistically improbable or were reported outside a reasonable range.
- \*\*\* TX IHE data not yet available.

Texas Education Agency  
**2024-25 Student Information (TAPR)**  
 FRIENDSWOOD H S (084911001) - FRIENDSWOOD ISD - GALVESTON COUNTY

Student Information	Membership				Enrollment			
	Campus		District	State	Campus		District	State
	Count	Percent			Count	Percent		
<b>Total Students</b>	<b>2,013</b>	<b>100.0%</b>	<b>6,162</b>	<b>5,530,499</b>	<b>2,014</b>	<b>100.0%</b>	<b>6,194</b>	<b>5,544,255</b>
<b>Students by Grade</b>								
Grade 9	526	26.1%	8.5%	8.3%	526	26.1%	8.5%	8.3%
Grade 10	488	24.2%	7.9%	7.9%	488	24.2%	7.9%	7.9%
Grade 11	491	24.4%	8.0%	7.4%	491	24.4%	7.9%	7.4%
Grade 12	508	25.2%	8.2%	7.0%	509	25.3%	8.2%	7.0%
<b>Ethnic Distribution</b>								
African American	40	2.0%	1.9%	12.8%	40	2.0%	1.9%	12.8%
Hispanic	403	20.0%	21.5%	53.5%	403	20.0%	21.5%	53.5%
White	1,324	65.8%	64.4%	24.4%	1,325	65.8%	64.4%	24.4%
American Indian	5	0.2%	0.1%	0.3%	5	0.2%	0.1%	0.3%
Asian	142	7.1%	6.6%	5.6%	142	7.1%	6.6%	5.6%
Pacific Islander	4	0.2%	0.2%	0.2%	4	0.2%	0.2%	0.2%
Two or More Races	95	4.7%	5.3%	3.3%	95	4.7%	5.3%	3.3%
<b>Sex</b>								
Female	1,038	51.6%	50.1%	48.9%	1,039	51.6%	50.0%	48.8%
Male	975	48.4%	49.9%	51.1%	975	48.4%	50.0%	51.2%
<b>Other Student Cohorts</b>								
Economically Disadvantaged	98	4.9%	7.4%	60.5%	98	4.9%	7.4%	60.4%
Non-Educationally Disadvantaged	1,915	95.1%	92.6%	39.5%	1,916	95.1%	92.6%	39.6%
Section 504 Students	331	16.4%	10.7%	6.8%	331	16.4%	10.7%	6.8%
EB Students/EL	47	2.3%	3.5%	24.3%	47	2.3%	3.5%	24.3%
Students w/ Disciplinary Placements (2023-24)	29	1.5%	0.5%	2.1%				
Students w/ Dyslexia	239	11.9%	11.4%	6.4%	239	11.9%	11.3%	6.4%
Foster Care	0	0.0%	0.1%	0.2%	0	0.0%	0.1%	0.2%
Homeless	0	0.0%	0.0%	1.4%	0	0.0%	0.0%	1.4%
Immigrant	12	0.6%	0.6%	3.5%	12	0.6%	0.6%	3.5%
Migrant	0	0.0%	0.0%	0.2%	0	0.0%	0.0%	0.2%
Title I	0	0.0%	18.2%	66.6%	0	0.0%	18.4%	66.5%
Military Connected	129	6.4%	7.0%	4.1%	129	6.4%	7.0%	4.1%
At-Risk	340	16.9%	19.0%	53.5%	340	16.9%	18.9%	53.5%
<b>Students by Instructional Program</b>								
Bilingual/ESL Education	43	2.1%	3.3%	24.3%	43	2.1%	3.3%	24.3%
Career and Technical Education	1,611	80.0%	35.8%	27.7%	-	-	-	-
Career and Technical Education (9-12 grades only)	1,611	80.0%	80.0%	74.0%	-	-	-	-
Gifted and Talented Education	185	9.2%	9.3%	8.7%	185	9.2%	9.3%	8.7%
Special Education	200	9.9%	15.4%	15.3%	201	10.0%	15.8%	15.5%

Texas Education Agency  
**2024-25 Student Information (TAPR)**  
 FRIENDSWOOD H S (084911001) - FRIENDSWOOD ISD - GALVESTON COUNTY

Student Information	Membership				Enrollment			
	Campus		District	State	Campus		District	State
	Count	Percent			Count	Percent		
<b>Students with Disabilities by Type of Primary Disability</b>								
<b>Total Students with Disabilities</b>	<b>200</b>							
Students with Intellectual Disabilities	91	45.5%	42.5%	48.3%				
Students with Physical Disabilities	5	2.5%	18.7%	17.0%				
Students with Autism	49	24.5%	22.4%	16.8%				
Students with Behavioral Disabilities	55	27.5%	15.9%	16.3%				
Students with Non-Categorical Early Childhood	0	0.0%	0.5%	1.6%				
<b>Mobility (2023-24)</b>								
<b>Total Mobile Students</b>	<b>80</b>	<b>4.0%</b>	<b>3.9%</b>	<b>16.4%</b>				
African American	3	0.2%	0.2%	3.3%				
Hispanic	21	1.1%	1.1%	8.9%				
White	51	2.6%	2.3%	2.9%				
American Indian	0	0.0%	0.0%	0.1%				
Asian	2	0.1%	0.1%	0.5%				
Pacific Islander	0	0.0%	0.0%	0.0%				
Two or More Races	3	0.2%	0.2%	0.6%				
Special Ed Students who are Mobile	17	8.5%	4.8%	17.3%				
Count and Percent of EB Students/EL who are Mobile	2	3.6%	4.3%	17.9%				
Count and Percent of Econ Dis Students who are Mobile	17	6.8%	8.8%	19.0%				
<b>Student Attrition (2023-24)</b>								
<b>Total Student Attrition</b>	<b>87</b>	<b>5.7%</b>	<b>6.4%</b>	<b>18.0%</b>				

Student Information	Non-Special Education Rates			Special Education Rates		
	Campus	District	State	Campus	District	State
<b>Retention Rates by Grade</b>						
Grade 9	0.9%	0.9%	7.3%	4.5%	4.5%	11.0%

Class Size Averages by Grade and Subject  
 (Derived from teacher responsibility records):

Class Size Information	Campus	District	State
<b>Secondary</b>			
English/Language Arts	23.4	24.3	16.4
Foreign Languages	16.2	18.8	18.9
Mathematics	23.8	23.5	17.8

Texas Education Agency  
**2024-25 Student Information (TAPR)**  
FRIENDSWOOD H S (084911001) - FRIENDSWOOD ISD - GALVESTON COUNTY

<b>Class Size Information</b>	<b>Campus</b>	<b>District</b>	<b>State</b>
Science	23.8	24.6	18.9
Social Studies	22.9	24.3	18.9

Texas Education Agency  
**2024-25 Staff Information (TAPR)**  
 FRIENDSWOOD H S (084911001) - FRIENDSWOOD ISD - GALVESTON COUNTY

Staff Information	Campus		District	State
	Count/Average	Percent		
<b>Total Staff</b>	<b>163.6</b>	<b>100.0%</b>	<b>100.0%</b>	<b>100.0%</b>
Professional Staff	148.1	90.5%	67.3%	63.8%
Teachers	123.1	75.2%	50.5%	48.3%
Professional Support	16.7	10.2%	12.5%	10.8%
Campus Administration (School Leadership)	8.4	5.1%	2.8%	3.4%
Educational Aides	15.5	9.5%	9.9%	10.7%
<b>Librarians and Counselors (Headcount)</b>				
Full-time Librarians	1.0	n/a	5.0	4,125.0
Part-time Librarians	0.0	n/a	1.0	583.0
Full-time Counselors	7.0	n/a	15.0	13,704.0
Part-time Counselors	0.0	n/a	0.0	1,298.0
<b>Total Minority Staff</b>	<b>29.5</b>	<b>18.0%</b>	<b>22.7%</b>	<b>55.3%</b>
<b>Teachers by Ethnicity</b>				
African American	3.0	2.4%	1.0%	12.8%
Hispanic	12.6	10.3%	10.4%	31.0%
White	104.1	84.6%	85.6%	52.2%
American Indian	0.0	0.0%	0.3%	0.3%
Asian	0.0	0.0%	0.3%	2.2%
Pacific Islander	0.0	0.0%	0.0%	0.1%
Two or More Races	3.4	2.8%	2.4%	1.3%
<b>Teachers by Sex</b>				
Males	48.8	39.6%	19.2%	24.6%
Females	74.3	60.4%	80.8%	75.4%
<b>Teachers by Highest Degree Held</b>				
No Degree	0.0	0.0%	0.0%	2.4%
Bachelors	76.7	62.3%	70.4%	71.4%
Masters	44.4	36.1%	29.0%	25.4%
Doctorate	2.0	1.6%	0.5%	0.8%
<b>Teachers by Years of Experience</b>				
Beginning Teachers	2.0	1.6%	3.1%	7.3%
1-5 Years Experience	27.6	22.4%	21.0%	28.3%
6-10 Years Experience	28.2	22.9%	20.6%	19.7%
11-20 Years Experience	40.5	32.9%	34.9%	27.6%
21-30 Years Experience	16.0	13.0%	15.5%	14.1%
Over 30 Years Experience	8.8	7.1%	4.9%	3.0%
Number of Students per Teacher	16.4	n/a	16.0	15.0

Texas Education Agency  
**2024-25 Staff Information (TAPR)**  
 FRIENDSWOOD H S (084911001) - FRIENDSWOOD ISD - GALVESTON COUNTY


Staff Information	Campus	District	State
<b>Experience of Campus Leadership</b>			
Average Years Experience of Principals	18.0	8.9	6.0
Average Years Experience of Principals with District	18.0	6.9	5.1
Average Years Experience of Assistant Principals	9.2	8.6	5.1
Average Years Experience of Assistant Principals with District	8.7	8.2	4.3
Average Years Experience of Teachers	13.7	13.4	11.2
Average Years Experience of Teachers with District	8.8	7.5	7.0
<b>Average Teacher Salary by Years of Experience (regular duties only)</b>			
Beginning Teachers	\$60,500	\$62,470	\$55,689
1-5 Years Experience	\$62,339	\$61,459	\$59,266
6-10 Years Experience	\$64,613	\$63,628	\$62,607
11-20 Years Experience	\$67,703	\$67,136	\$66,353
21-30 Years Experience	\$73,525	\$72,745	\$70,976
Over 30 Years Experience	\$78,132	\$75,521	\$75,042
<b>Average Actual Salaries (regular duties only)</b>			
Teachers	\$67,173	\$66,352	\$63,751
Professional Support	\$72,823	\$73,677	\$75,909
Campus Administration (School Leadership)	\$100,564	\$94,986	\$88,786
Instructional Staff Percent	n/a	66.3%	64.8%
Contracted Instructional Staff (not incl. above)	0.0	0.0	1,637.7

Program Information	Campus		District	State
	Count	Percent		
<b>Teachers by Program (population served)</b>				
Bilingual/ESL Education	0.0	0.0%	0.5%	6.3%
Career and Technical Education	22.8	18.5%	7.2%	5.5%
Compensatory Education	0.0	0.0%	0.7%	2.6%
Gifted and Talented Education	0.0	0.0%	1.0%	1.6%
Regular Education	53.2	43.2%	62.5%	69.0%
Special Education	19.5	15.8%	15.4%	11.4%
Other	27.7	22.5%	12.5%	3.6%

- Indicates there is no data for the item.
- \* Indicates results are masked due to small numbers.
- \*\* When only one student disability or assessment group is masked, then the second smallest student disability or assessment group is masked regardless of size.
- n/a Indicates data reporting is not applicable for this group.
- ? Indicates that the data for this item were statistically improbable or were reported outside a reasonable range.

Texas Education Agency  
**2024-25 Staff Information (TAPR)**  
FRIENDSWOOD H S (084911001) - FRIENDSWOOD ISD - GALVESTON COUNTY

Link to: [PEIMS Financial Standard Reports 2023-24 Financial Actual Report](#)  
(To open link in a new window, press the "Ctrl" key and click on the link.)



2024-25  
District Annual Report  
Public Hearing

**Friendswood ISD**

February 9, 2026

## 8 Sections to the 2024-25 District Annual Report

1. 2024-25 Texas Academic Performance Report (PDF TAPR)
  - ❑ For the District and each Campus in the District
2. PEIMS Financial Standard Report (2023-24 Financial Actual Report)
  - ❑ For the District and each Campus in the District
3. District Accreditation Status (2023-24 School Year)
4. Campus Performance Objectives
5. Report on Violent or Criminal Incidents on Campuses
6. Student Performance in Postsecondary Institutions
7. Progress Toward Board-adopted HB 3 Goals
  - ❑ For the District and each Campus in the District
8. 2024-25 TAPR Glossary

The 2024-25 District Annual Report is posted on the district's website at:

***<https://www.myfisd.com/parents-and-students/curriculum/district-reports-and-accountability/tapr>***

## Section 1

### 2024-25 Texas Academic Performance Report (TAPR)

- Compiled by TEA for every district and campus using
  - ❑ PEIMS
  - ❑ Student Assessment Data
  
- 2024-25 TAPR is published as a PDF
  - ❑ Includes a wide range of information on the performance of students in each district and campus in the state
  - ❑ Performance is shown disaggregated by student groups, including ethnicity and socioeconomic status
  - ❑ Provides extensive information on school and district staff, programs, and student demographics

## Section 1

### 2024-25 Texas Academic Performance Report (TAPR)

#### ➤ **Cover Page**

- ❑ 2025 Accountability Rating
  - A, B, C, D or F
  - Reported for the District and for each Campus
- ❑ 2025 Special Education Determination Status
  - Only reported on the District's TAPR
- ❑ 2025 Armed Services Vocational Aptitude Battery (ASVAB) Test
  - Only reported on the District's TAPR and only reported if the District did not offer the ASVAB Test or offered an ASVAB Alternative Test
- ❑ 2025 Distinction Designations
  - Reported for the District and for each Campus

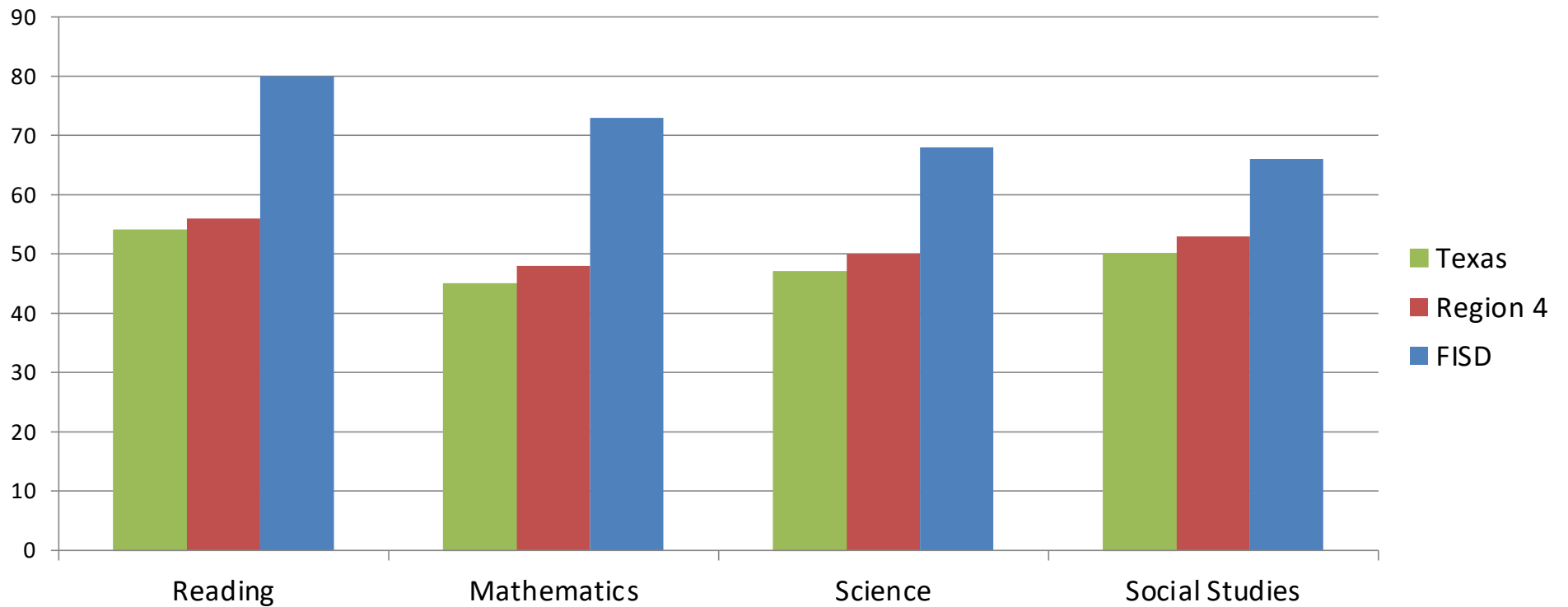
## Section 1

### 2024-25 Texas Academic Performance Report (TAPR)

#### ➤ **STAAR Performance – reported for 2025 and 2024**

- ❑ All 3 performance rates
  - *Approaches Grade Level or Above*
  - *Meets Grade Level or Above*
  - *Masters Grade Level*
- ❑ Reported for
  - **Each Assessment** (including SAT/ACT for Accelerated Testers)
  - **All Grades All Subjects**
  - **All Grades by Subject**
  - **By Enrolled Grade** (3<sup>rd</sup> Graders through 8<sup>th</sup> Graders) at *Meets Grade Level or Above*
    - Reading and Math
      - » Grade 3-8 assessments only and
      - » Grade 3-8 assessments and EOCs)
    - Reading (Grade 3-8 assessments and EOCs)
    - Math (Grade 3-8 assessments and EOCs)

# 2025 Percentage of Students at Meets Grade Level



## Section 1

### 2024-25 Texas Academic Performance Report (TAPR)

#### ➤ School Progress – Reported for 2025 and 2024

##### ☐ Annual Growth

- Reported by Grade and Subject of assessment
  - RLA
  - Math

##### ☐ Accelerated Learning (1416 Performance)

- Reported by Grade and Subject of assessment
  - RLA
  - Math

##### ☐ *Academic Growth (Domain 2A in Accountability) which is a combination of Annual Growth and Accelerated Learning is NOT reported*

## Section 1

### 2024-25 Texas Academic Performance Report (TAPR)

- **STAAR Participation – reported for 2025 and 2024**
  - ☐ Data reported
    - Assessment Participant
      - Included in Accountability
      - Not Included in Accountability: Mobile
      - Not Included in Accountability: Other
      - Exclusions
    - Not Tested
      - Absent
      - Other
  - ☐ Reported for All Tests, by Subject Area, and for Accelerated Testers

## Section 1

### 2024-25 Texas Academic Performance Report (TAPR)

#### ➤ **Bilingual Education (BE) / English as a Second Language (ESL)**

##### ❑ Disaggregated data for various BE/ESL program instructional models and groups:

- |   |  |
|---|--|
| 1. Total BE   | 8. Total ESL   |
| 2. BE Trans Early Exit                                      | 9. ESL Content Based                                   |
| 3. BE Trans Late Exit                                       | 10. ESL Pull-Out                                       |
| 4. BE Dual Two-Way  | 11. EB/ESL with Parental Denial                        |
| 5. BE Dual One-Way  | 12. Never Emergent Bilingual (EB)/English Learner (EL) |
| 6. Alternative Language Program (ALP) Bilingual (Exception) | 13. Total EB/EL  |
| 7. ALP ESL (Waiver)   | 14. Monitored and Former EB/EL                         |

##### ❑ **STAAR Performance – reported for 2025 and 2024**

- All Grades All Subjects, All Grades (RLA), All Grades (Math), All Grades (Science), All Grades (Social Studies)

##### ❑ **Annual Growth - reported for 2025 and 2024**

- All Grades – Both Subjects, All Grades – RLA, All Grades – Math

##### ❑ **Accelerated Learning - reported for 2025 and 2024**

- All Grades – Both Subjects, All Grades – RLA, All Grades – Math

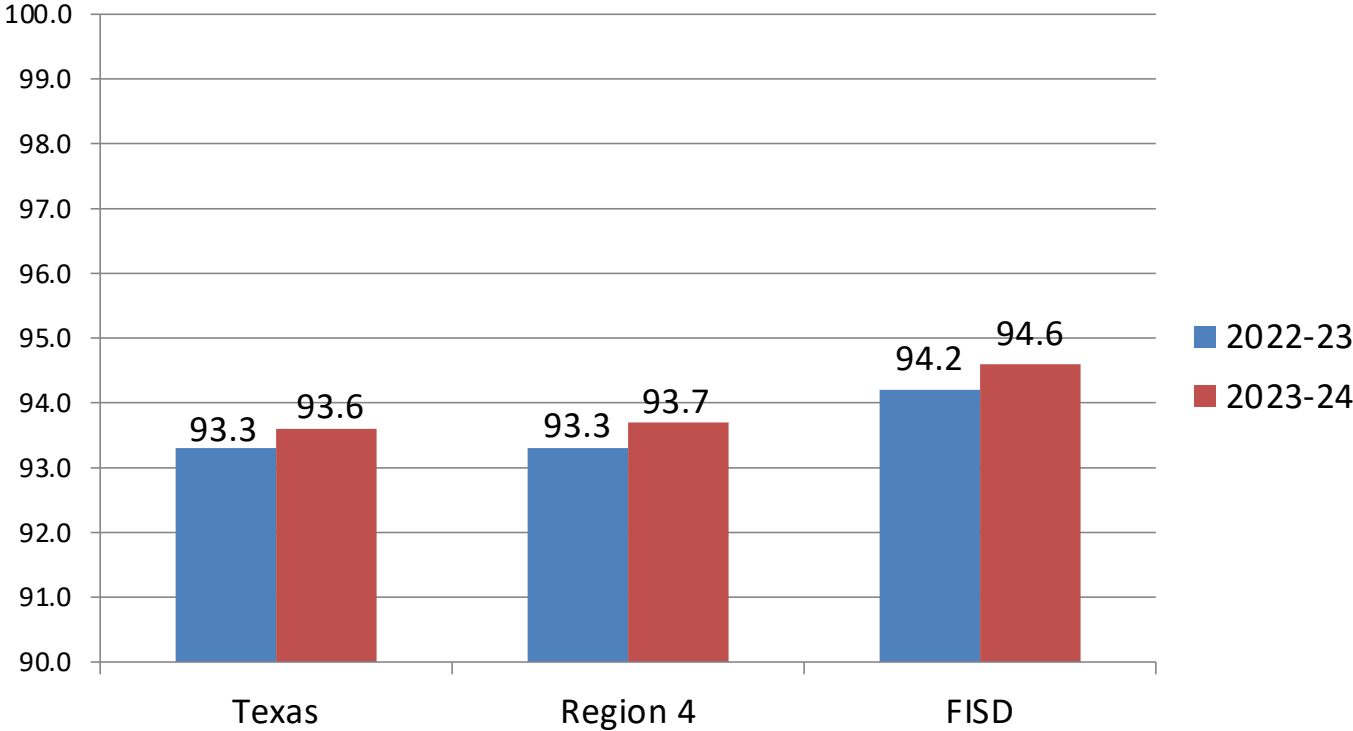
## Section 1

### 2024-25 Texas Academic Performance Report (TAPR)

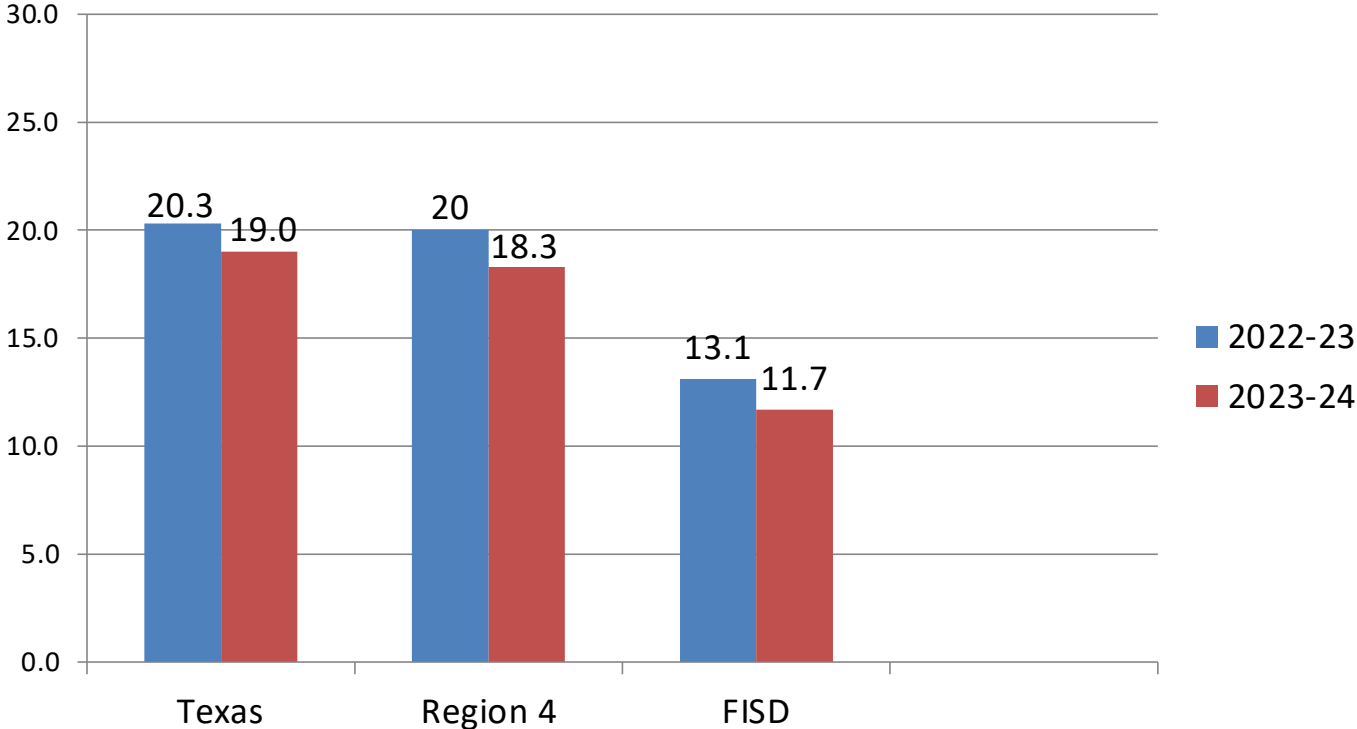
- **Attendance, Graduation, and Dropout Rates – reported for 2023-24 and 2022-23\***
  - Attendance Rate
  - Chronic Absenteeism
  - Annual Dropout Rate (Gr. 7-8 and Gr. 9-12)
  - 4-year Longitudinal Graduation Rate
  - 5-year Extended Longitudinal Graduation Rate
  - 6-year Extended Longitudinal Graduation Rate
  - 4-Year Federal Graduation Rate without Exclusions
  - Graduation Plan Rates (Longitudinal and Annual)
    - RHSP/DAP Graduates, FHSP-E Graduates, FHSP-DLA Graduates, RHSP/DAP/FHSP-E/FHSP-DLA Graduates
  
- **Graduation Profile – 2023-24 Graduates\***
  - Total Graduates
  - By Ethnicity
  - By Graduation Type
  - By Program/Student Attribute (SpEd, EcoDis, EB/EL, At-Risk, CTE Completers)

*\* Attendance, Graduation and Dropout Data for 2024-25 are not be reported to TEA in time to be included in this TAPR. The most recent years for which the data are available are 2023-24 and 2022-23.*

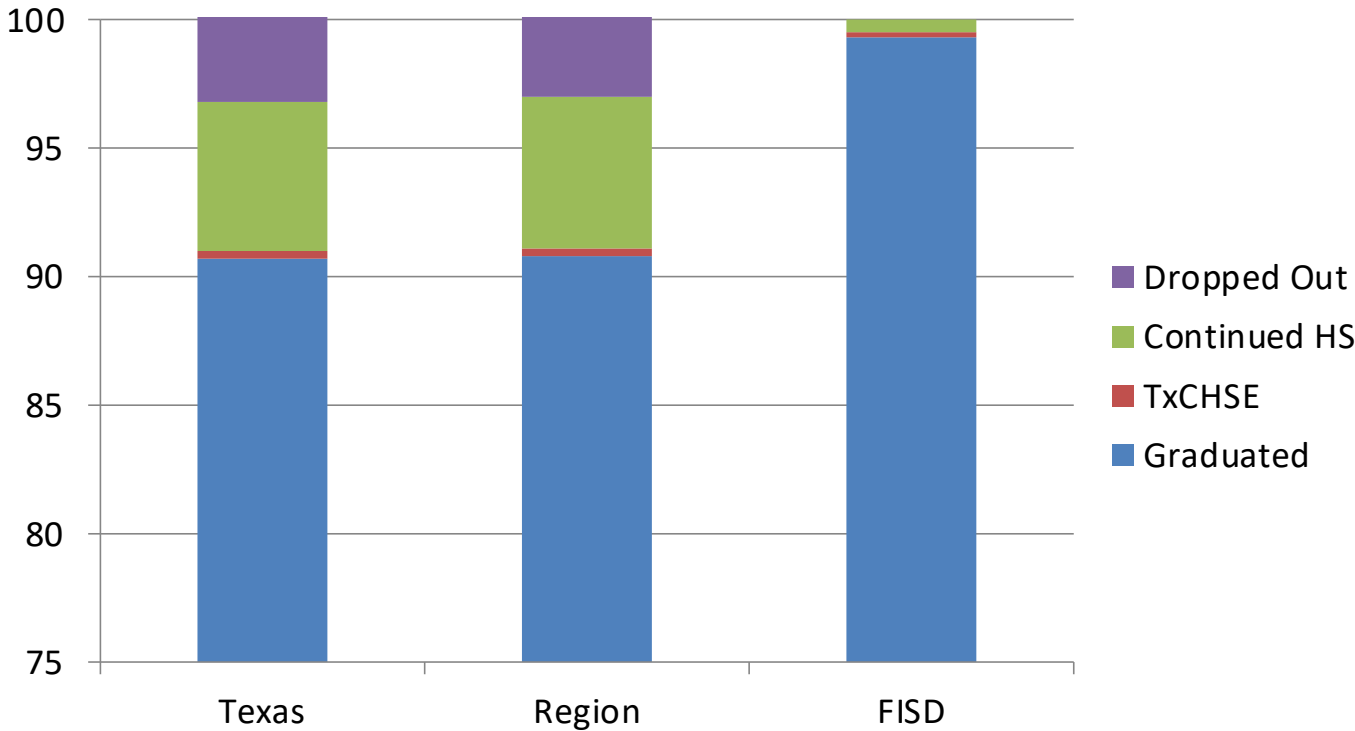
# Attendance



# Chronic Absenteeism – Absent for 10% or more days



# 4 Year Graduation Rate: Class of 2024



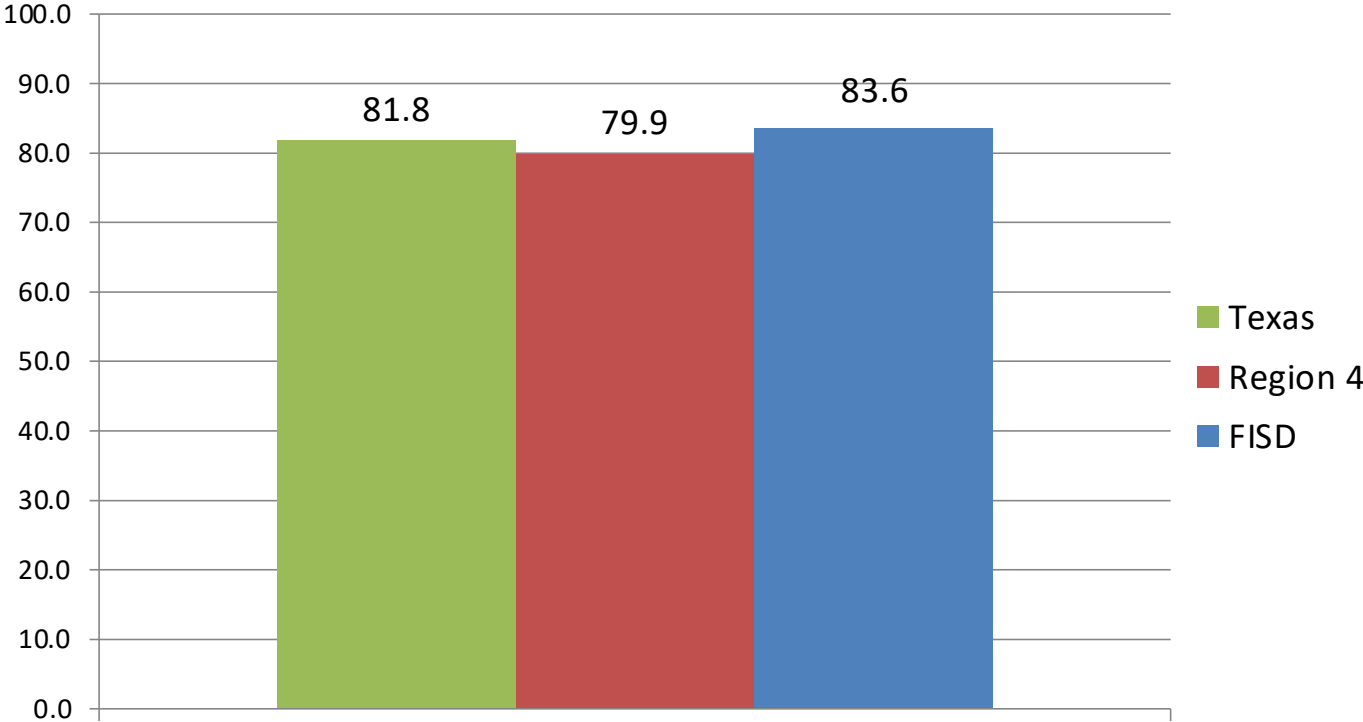
## Section 1

### 2024-25 Texas Academic Performance Report (TAPR)

- **College, Career and Military Readiness (CCMR) – 2023-24 and 2022-23 graduates\***
  - CCMR Graduates
  - College Ready Graduates (overall and by specific college ready indicator)
  - Career/Military Ready Graduates (overall and by specific career/military ready indicator)
- **CCMR-Related Indicators – 2023-24 and 2022-23 graduates\***
  - TSIA Results
  - Completed and Received Credit for College Prep Courses
  - AP/IB Results
  - SAT/ACT Results
- **Other Postsecondary Indicators**
  - Advanced Dual-Credit Course Completion – 2023-24 and 2022-23 school years
  - Graduates Enrolled in Texas Institutions of Higher Education (TX IHE) – 2022-23 and 2021-22 school years
  - Graduates in TX IHE Completing One Year Without Enrollment in a Developmental Education Course – 2022-23 and 2021-22 school years

\* CCMR data for 2024-25 graduates was not complete until January 2026 (as part of Fall 2025 PEIMS/TSDS Submission 1). The most recent years for which CCMR data are available are 2023-24 and 2022-23.

# College, Career, and Military Ready Graduates: Class of 2024



## Section 1

### 2024-25 Texas Academic Performance Report (TAPR)

#### ➤ **Student Information**

- Student enrollment (including enrollment by grade level, by ethnicity, by certain student identification indicators, and students with disabilities by primary eligibility category) and other student information (including graduation information, retention rates, class size information, mobility, and student attrition)

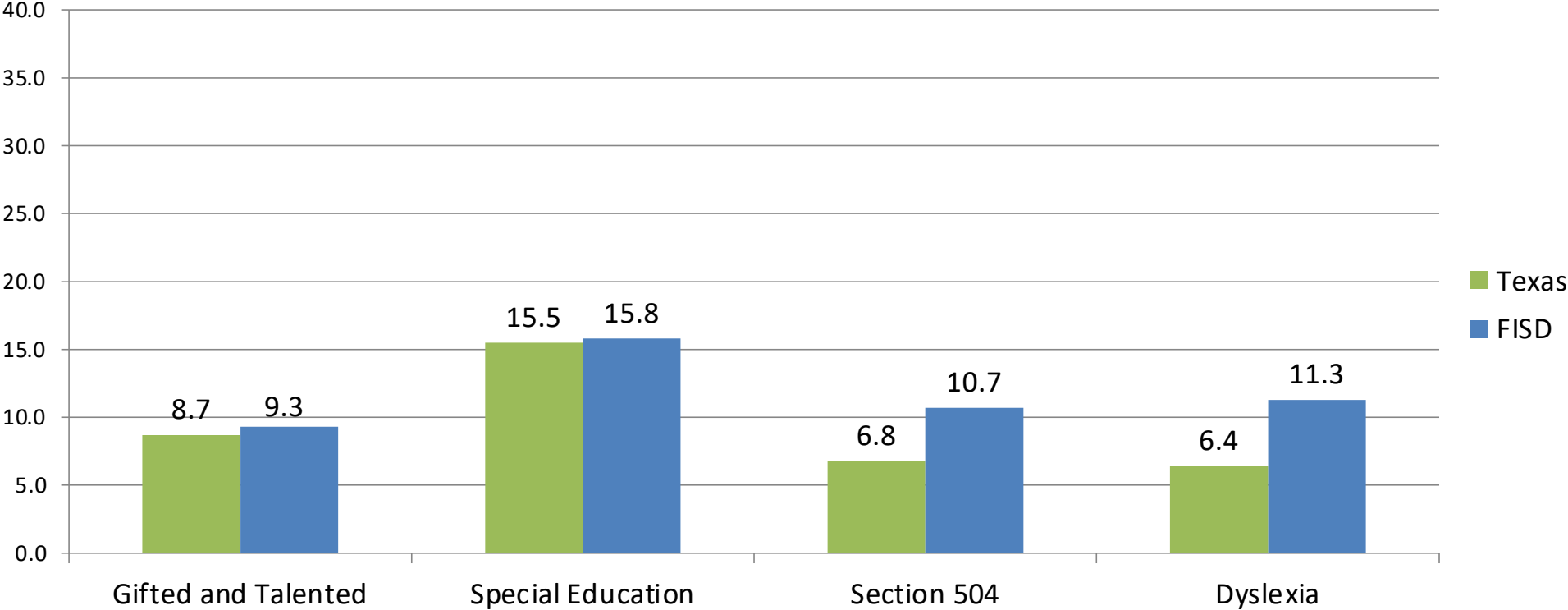
#### ➤ **Staff Information**

- Staff information (including total staff, staff by classification, teachers by ethnicity and gender, teachers by highest degree held and years of experience, experience of campus leadership, staff salary, and teacher turnover rate information)

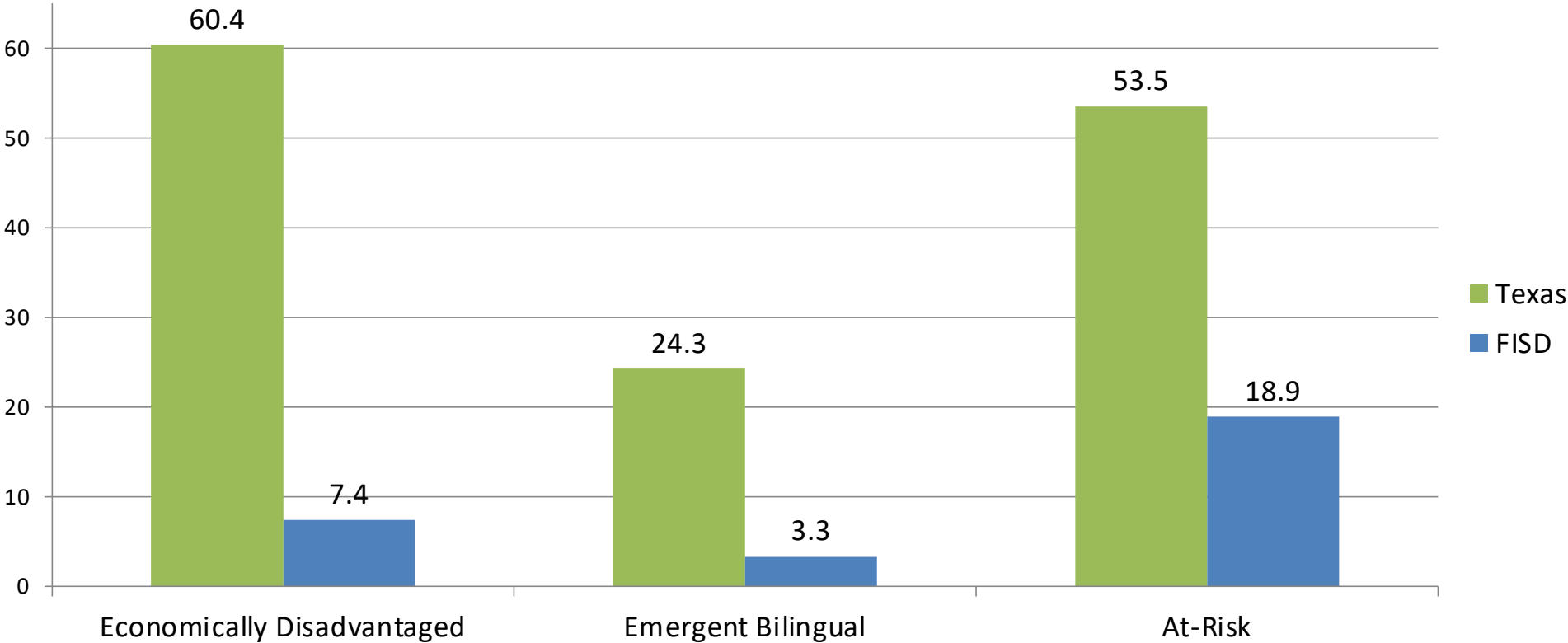
#### ➤ **Program Information**

- Student Enrollment by Program
- Teachers by Program (population served)

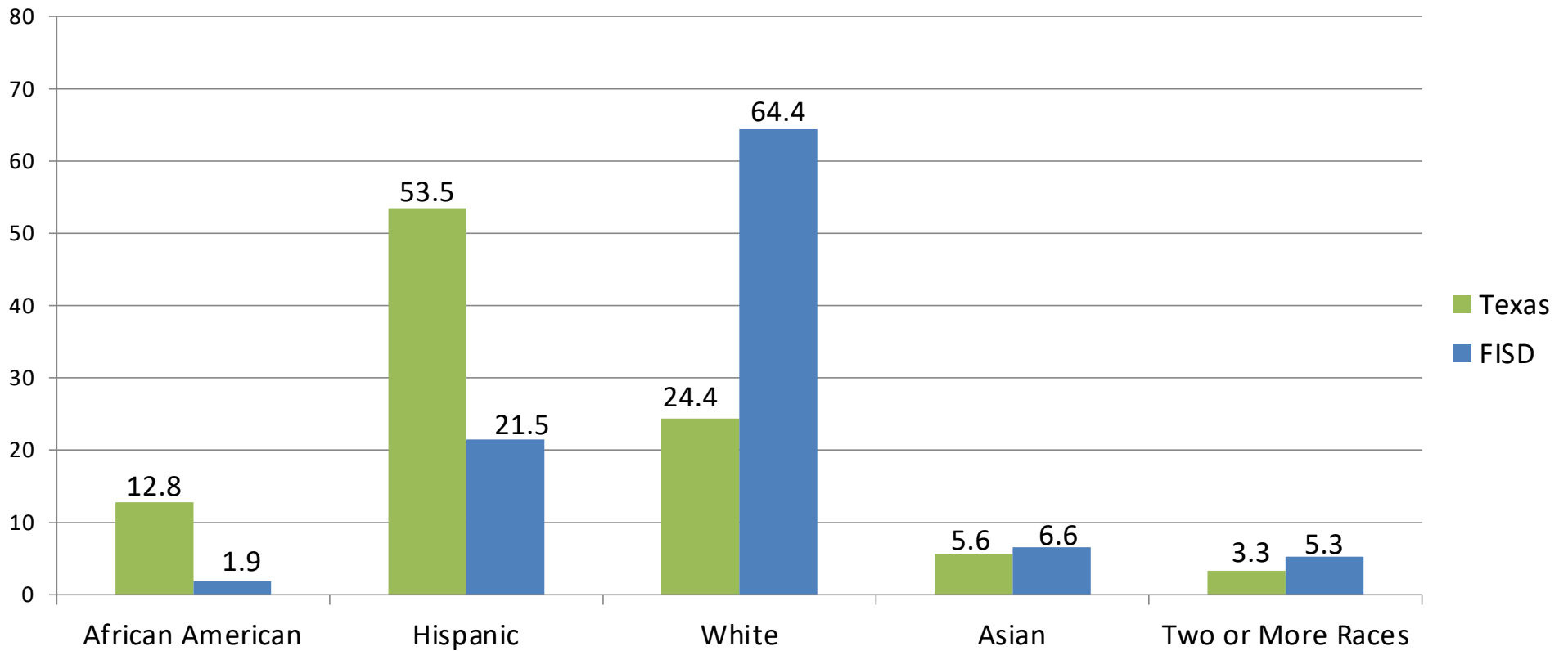
# Student Program Information, 2024-25



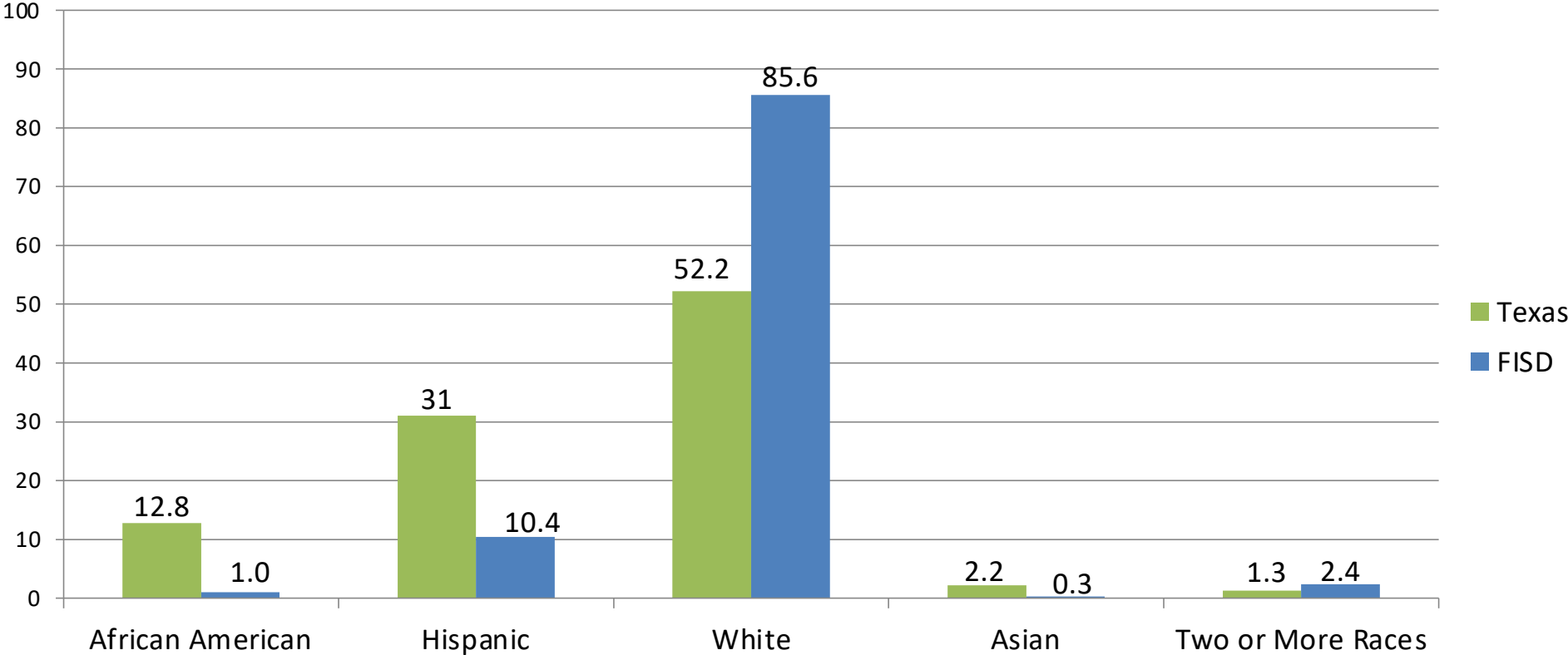
# Student Program Information, 2024-25



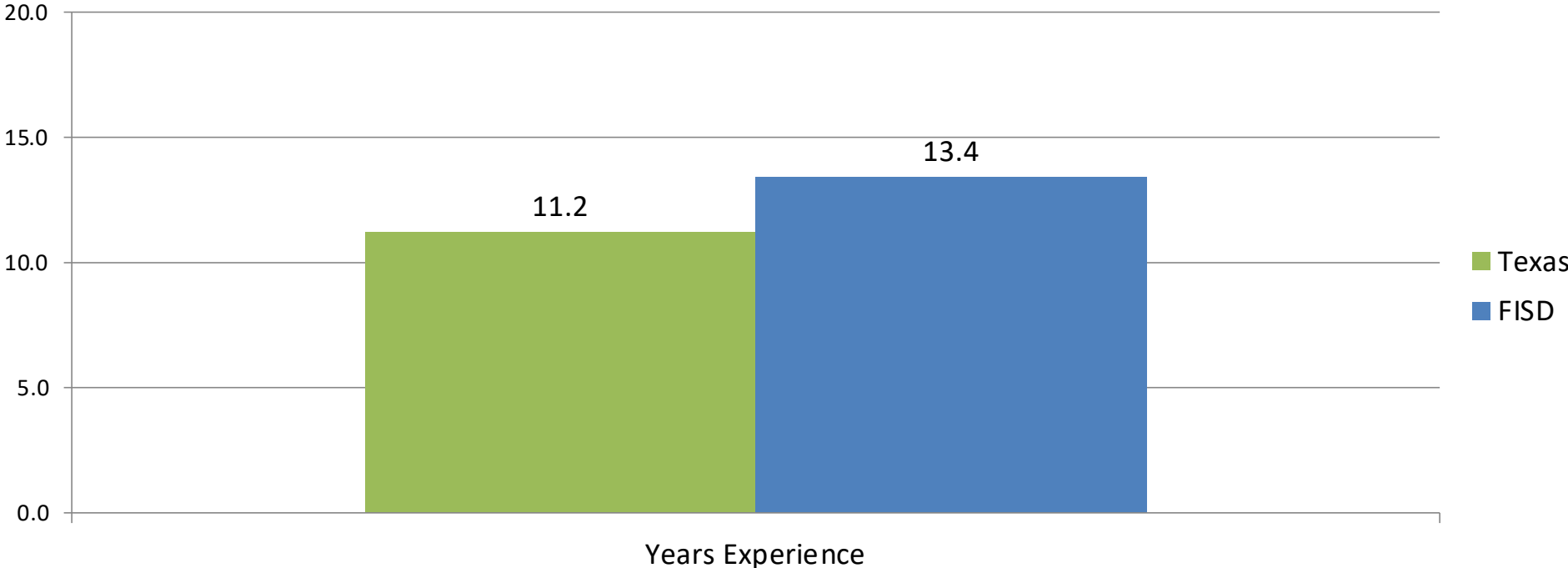
# Enrollment by Ethnicity, 2024-25



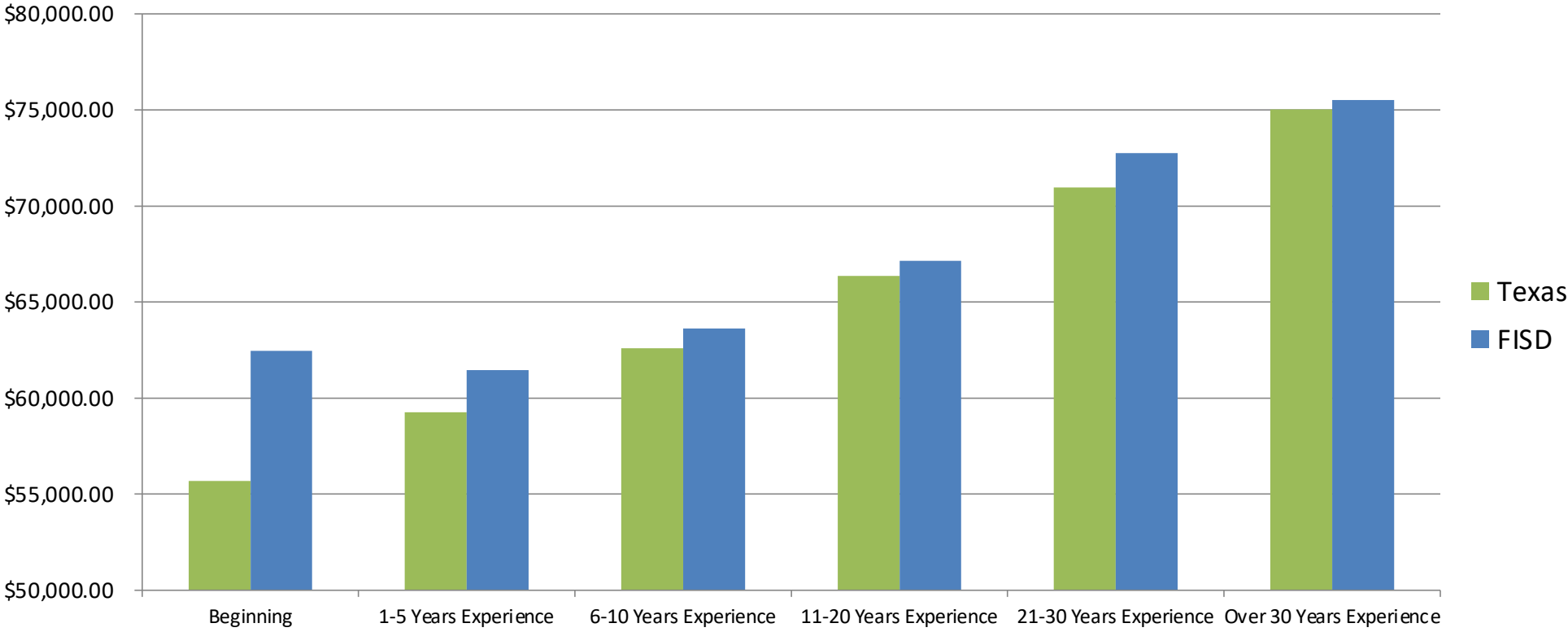
# Teachers by Ethnicity, 2024-25



# Average Years Experience of Teachers, 2024-25



# Average Teacher Salaries, 2024-25



## Section 2

### PEIMS Financial Standard Reports (2023-24 Financial Actual Reports)

#### 2023-24 Actual Financial Data (District)

- Revenues
- Expenditures
- Disbursements
- Tax Rates
- Fund Balance

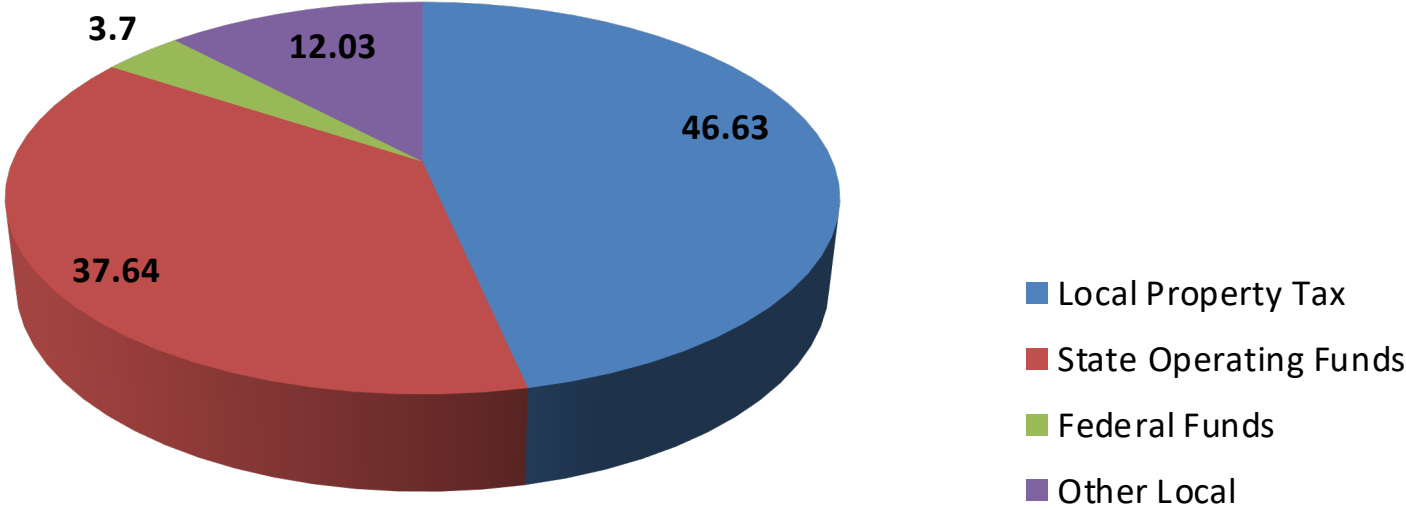
#### 2023-24 Actual Financial Data (Campus)

- Expenditures by Object
- Expenditures by Function
- Program Expenditures by Program

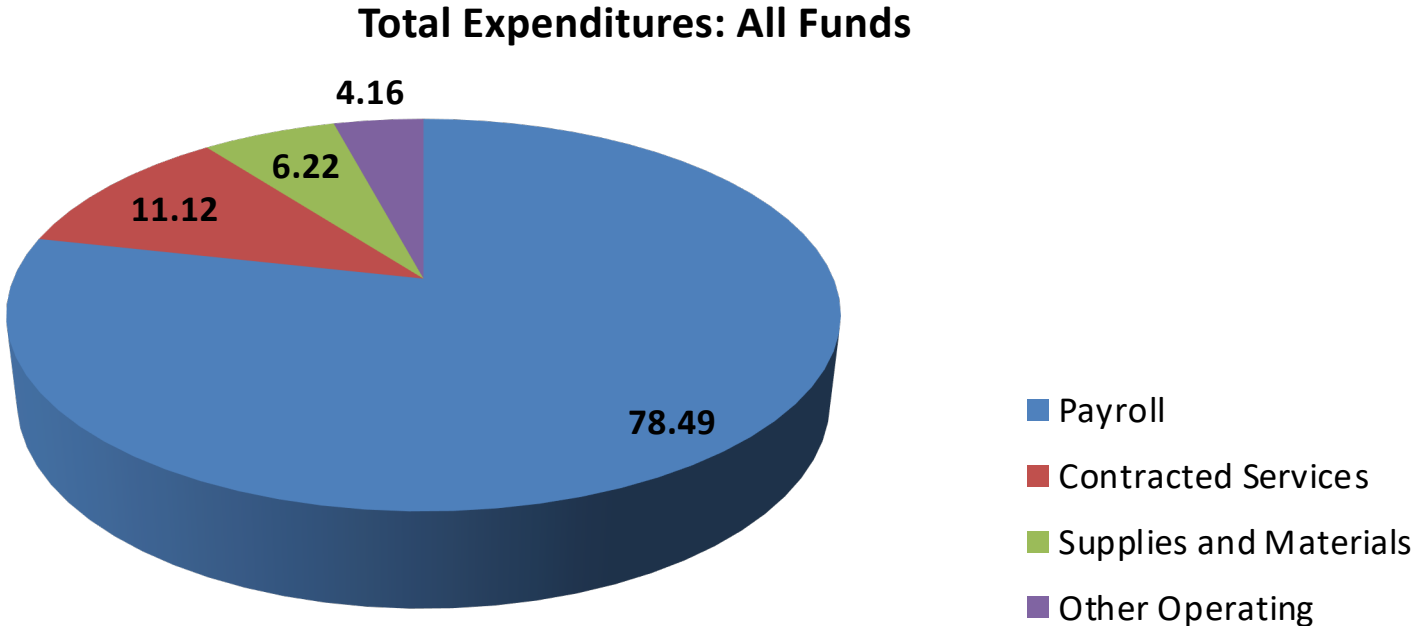
*2023-24 is the most recent year for which these data are available.*

# Financial Data (2023-24 Actuals)

Revenues: Operating Revenue All Funds



# Financial Data (2023-24 Actuals)



## Section 3

### District Accreditation Status (2023-24 School Year)

- Each year TEA assigns one of four accreditation statuses to each district in the state:
  1. *Accredited*
  2. *Accredited-Warned*
  3. *Accredited-Probation*
  4. *Not Accredited-Revoked*
- In assigning an accreditation status to a district, TEA considers
  - Academic accountability ratings
  - Financial accountability ratings
  - Data integrity
  - Program-area deficiencies identified through Results Driven Accountability (RDA)
- TEA assigned accreditation statuses for the 2023-24 school year on September 25, 2025
- The release of the 2023-24 accreditation statuses was delayed due to the litigation relating to the issuance of 2023 A-F Accountability ratings
- Districts can expect the 2024-25 accreditation statuses to be issued in the spring of 2026
- The 2024-25 District Annual Report must include the District's 2023-24 accreditation status

The District's 2023-24 Accreditation  
Status is:  
**ACCREDITED**

## Section 4

### Campus Performance Objectives

- Campus Improvement Plans (CIPs)
  - ❑ Each campus has developed and is implementing a CIP, as required by TEC §11.253
  - ❑ Each CIP includes **performance objectives** (approved by the Board) that are based on data analysis and needs assessments – including data reported in annual TAPR reports
  - ❑ Each campus **periodically measures progress** toward its performance objectives
  - ❑ Updated CIPs for the 2024-25 school year (which show both the **objectives of each campus** and each campus's **progress toward meeting its performance objectives**) are posted on the district's website and are available for review at the district's central office or at the applicable campus

## Section 5

### Report on Violent or Criminal Incidents

- TEC Section 39.306 requires each district to publish, as part of its Annual Report, a report on violent or criminal incidents that occur at each campus
- The report must include
  - ❑ **Number, rate and type of violent or criminal incidents that occurred on each campus (to the extent permitted under FERPA)**
  - ❑ **Descriptions of school violence prevention and violence intervention policies and procedures used to protect students**
  - ❑ **Findings from evaluations (if any) conducted under the Safe and Drug-Free Schools and Communities Act**
- The district's report for the 2024-25 school year is available for review at the district's central office and at each campus in the district

<b>Violent or Criminal Incidents PEIMS 425 Action Reason Codes as Submitted Summer 2023</b>	<b>Incident Total (District wide)</b>
17 – Murder, attempted murder	0
18 – Indecency with a child	0
19 – Aggravated kidnapping	0
28 - Assault of someone other than district staff	0
30 – Aggravated assault on someone other than district employee or volunteer	0
32 – Sexual assault or aggravated sexual assault against someone other than district employee/volunteer	0
46 – Aggravated robbery	0

*PEIMS codes listed are those specified by TEA as violent criminal offenses in the School Safety Choice Option Guidance  
<https://tea.texas.gov/sites/default/files/USCO%20Guidance%20Handbook%20Final%2008-30-19.pdf>*

## Section 6

### Student Performance in Postsecondary Institutions

- TEC Section 39.306 requires each district to publish, as part of its Annual Report, a report on **student performance in postsecondary institutions** during the **first year enrolled after graduation from high school**
- These data are compiled by the Texas Higher Education Coordinating Board (THECB)
- **The most current report is for 2022-23 High School Graduates**
  - ❑ Student performance is measured by the Grade Point Average (GPA) earned by 2022-23 high school graduates who attended public four-year and two-year institutions of higher education in fiscal year 2024
  - ❑ For each student, the grade points and college-level semester credit hours earned by the student in **Fall 2023, Spring 2024, and Summer 2024** are added together and averaged to determine the GPA

**NOTE:** *The THECB anticipates releasing an updated report for 2023-24 High School Graduates in mid-January 2026. That report, when available, will be posted at: [THECB Website](#)*

**Texas High School Graduates from FY2023  
Enrolled in Texas Public or Independent Higher Education in FY 2024**

District	Total Graduates	GPA for 1st Year in Public Higher Education in Texas					Unk
		<2.0	2.0-2.49	2.5-2.99	3.0-3.49	>3.5	
<b>FRIENDSWOOD ISD</b>							
084911001 FRIENDSWOOD H S							
Four-Year Public University	180	16	14	20	42	88	0
Two-Year Public Colleges	117	26	11	20	21	34	5
Independent Colleges & Universities	17						
Not Trackable	20						
Not Found	146						
Total High School Graduates	480						

***Texas High School Graduates From FY 2024  
Enrolled in Texas Public Higher Education Fall 2024***

**County=GALVESTON**

FRIENDSWOOD ISD	084911	SAN JACINTO COLLEGE (029137)	54
		TEXAS A&M UNIVERSITY (003632)	35
		BLINN COLLEGE DISTRICT (003549)	22
		UNIVERSITY OF HOUSTON (003652)	22
		BAYLOR UNIVERSITY (003545)	15
		TEXAS STATE UNIVERSITY (003615)	14
		U. OF TEXAS AT AUSTIN (003658)	14
		TEXAS TECH UNIVERSITY (003644)	9
		U. OF TEXAS AT SAN ANTONIO (010115)	9
		STEPHEN F. AUSTIN STATE UNIV (003624)	7
		U. OF HOUSTON-CLEAR LAKE (011711)	7
		ALVIN COMMUNITY COLLEGE (003539)	6
		COLLEGE OF THE MAINLAND COMMUN (007096)	6
		SAM HOUSTON STATE UNIVERSITY (003606)	6
		TEXAS A&M UNIV AT GALVESTON (010298)	6
		TEXAS A&M UNIV-CORPUS CHRISTI (011161)	6
		Other Public 4-yr Institution (17)	23
		Other Public 2-yr Institution (4)	5
		Not trackable	20
		Not found	152
		<i>Total high school graduates</i>	<i>438</i>

## Section 7

### Progress of the District and Each Campus Toward Meeting Board-adopted HB 3 Goals

- TEC Section 39.306 requires each district to include, as part of its Annual Report, the progress of the district and each campus in the district toward meeting the goals set in the district's:
  - ❑ early childhood literacy and mathematics proficiency plans adopted under TEC §11.185; and
  - ❑ CCMR plans adopted under TEC §11.186
- The progress made by the district and each campus is summarized in the HB 3 Progress Report provided to the Board during the review of the annual district and campus improvement plans.

# AE Local Reporting: Special Ed Disproportionality

98 separate categories

**Identification**

$$\frac{\begin{array}{c} \# \text{ children with disabilities from racial/ethnic group} \\ \# \text{ children from racial/ethnic group} \end{array}}{\div} \frac{\begin{array}{c} \# \text{ all other children with disabilities} \\ \# \text{ all other children} \end{array}}$$

**Identification in Disability**

$$\frac{\begin{array}{c} \# \text{ children from racial/ethnic group in disability category} \\ \# \text{ children with disabilities from racial/ethnic group} \end{array}}{\div} \frac{\begin{array}{c} \# \text{ all other children in disability category} \\ \# \text{ all other children with disabilities} \end{array}}$$

**Placement**

$$\frac{\begin{array}{c} \# \text{ children from racial/ethnic group} \\ \text{in placement category} \end{array}}{\# \text{ children with disabilities from racial/ethnic group}} \div \frac{\begin{array}{c} \# \text{ all other children} \\ \text{in placement category} \end{array}}{\# \text{ all other children with disabilities}}$$

**Discipline**

$$\frac{\begin{array}{c} \# \text{ children with disabilities from racial/ethnic group} \\ \text{in discipline category} \end{array}}{\# \text{ children with disabilities from racial/ethnic group}} \div \frac{\begin{array}{c} \# \text{ all other children with disabilities} \\ \text{in discipline category} \end{array}}{\# \text{ all other children with disabilities}}$$

# AE Local Reporting: Special Ed Disproportionality

*TEA Prepared Report: 98 separate categories*

Areas where FISD Risk Ratio is 2.5 or greater:

- African American: Sped Regular Class < 40% (3.7)
- Asian: OSS and Expulsion  $\leq$  10 Days (3.7)

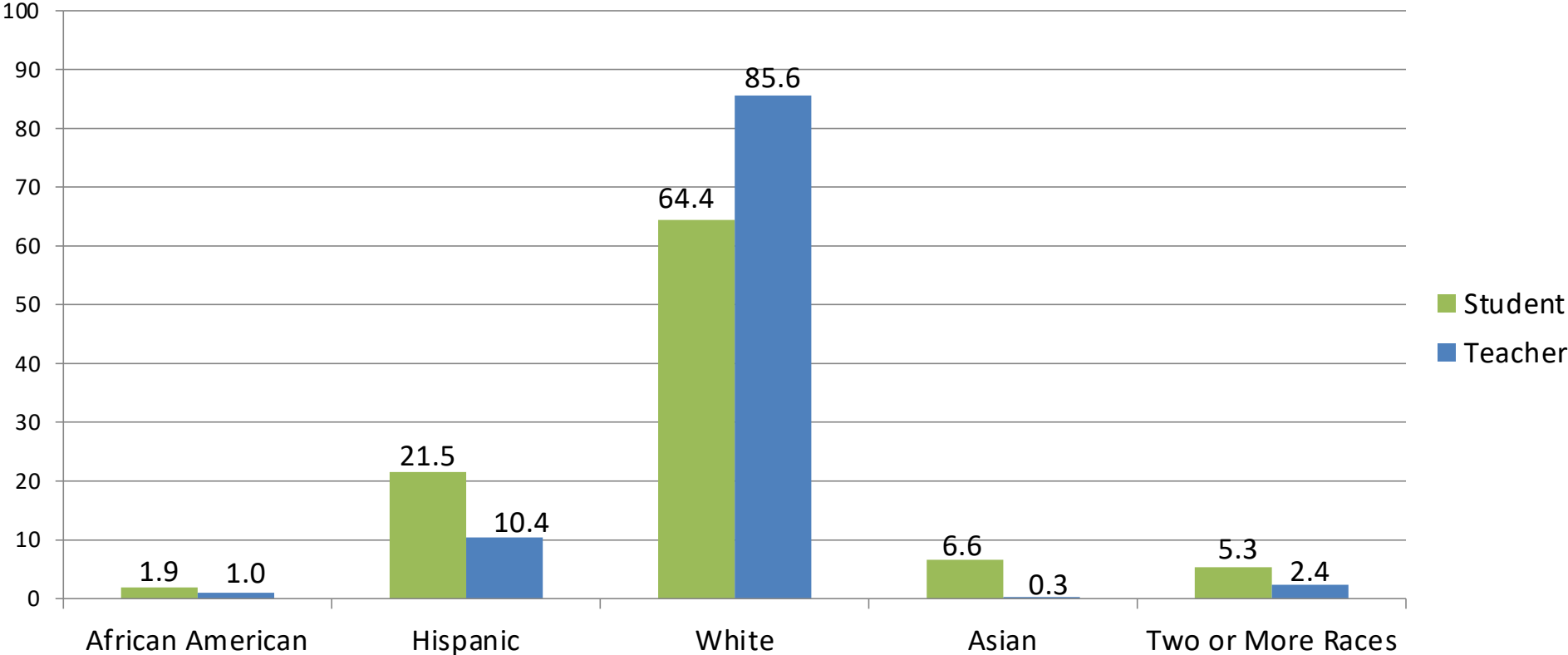
*\* These results should be interpreted with caution due to small student group sizes which can cause noticeable percentage swings which may not reflect meaningful program trends.*

## AE Local Reporting: Disciplinary Actions by Race

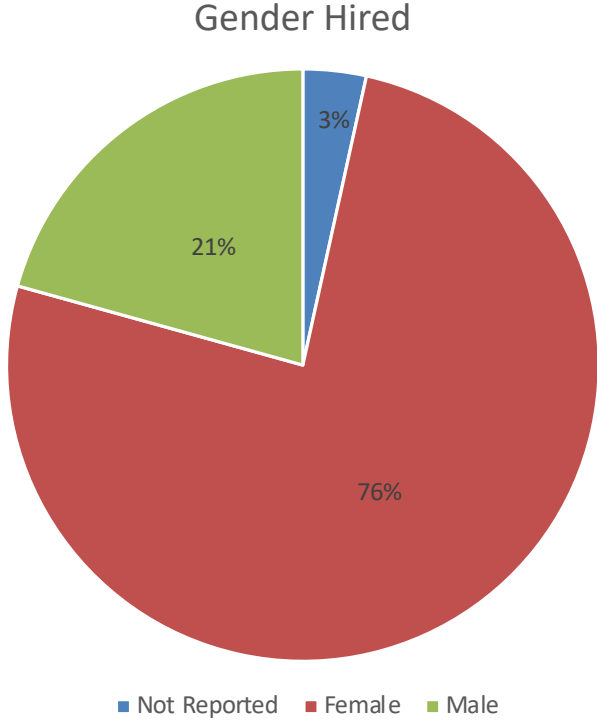
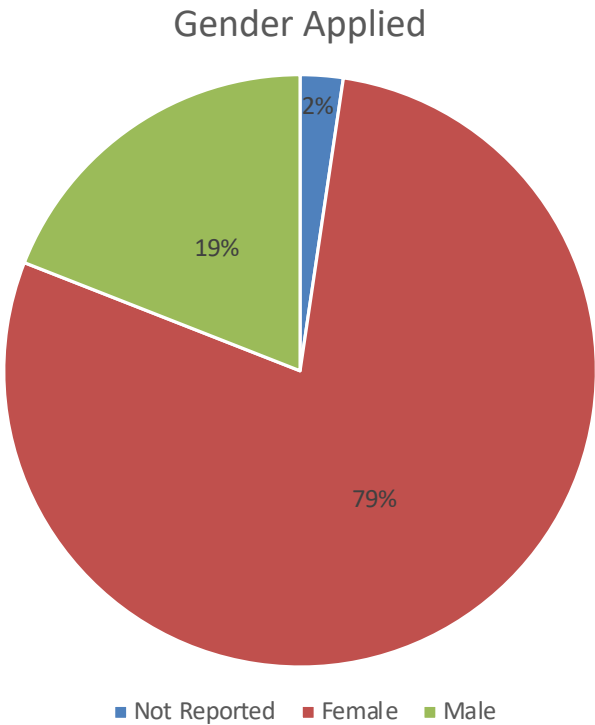
- Although the TAPR report does not report disciplinary action by race, district and campus level administrators do review this data as reported in PEIMS
- We look at the differences between % of race within the district and out of classroom placement by race (ISS, OSS and DAEP)

*In 2024-25 there were not significant differences among placement by ethnicity. There were significantly more male students with placements than female students.*

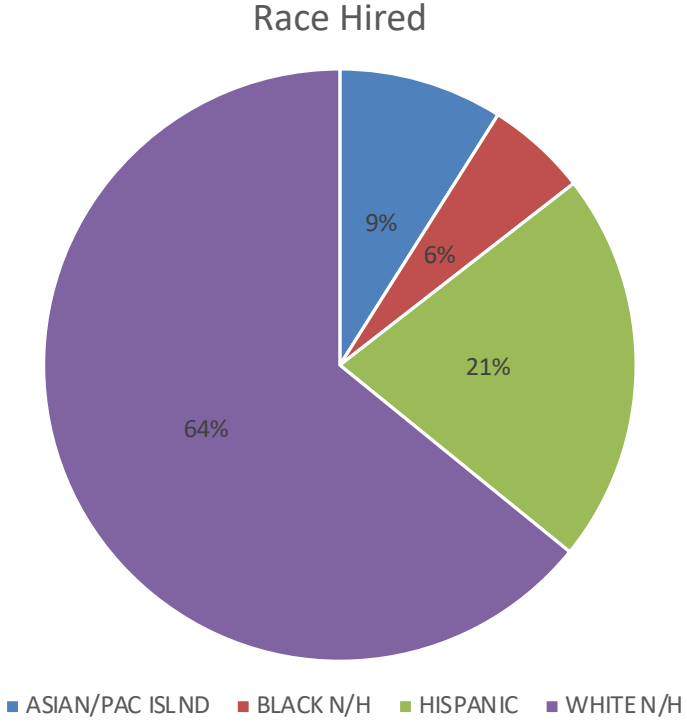
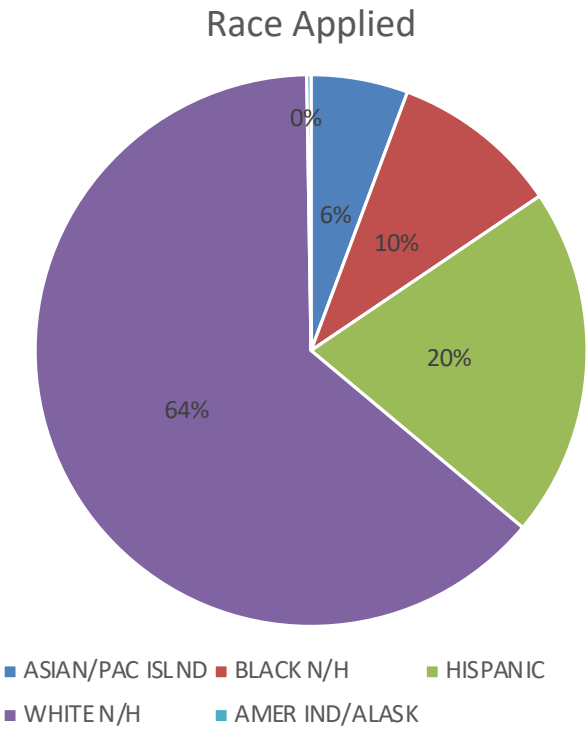
# AE Local Reporting: FISD Teachers and Student by Ethnicity, 2024-25



# AE Local Reporting: Professional Employment, 2024-25



# AE Local Reporting: Professional Employment, 2024-25



## Section 8

### TAPR Glossary

- Each year, TEA prepares and publishes a *TAPR Glossary*
- The *2024-25 TAPR Glossary* provides definitions, describes methodologies, and lists sources for each data point in the TAPR
- A Spanish version of the *TAPR Glossary* is scheduled for release in early 2026

## Resources and Availability of Annual Report

- The District's 2024-25 TAPR is posted on the district's website
- Paper copies can be requested at the district's central office or any of campus in the district
- For questions or more information, contact:

Name	Dr. Stacy Guzzetta
Position	Chief Information Officer
Phone	281-996-6618
Email	<a href="mailto:sguzzetta@fisd12.net">sguzzetta@fisd12.net</a>



## **Board Workshop - Jan 12 2026 Minutes**

Monday, January 12, 2026 at 6:30 PM

FISD Boardroom - 402 Laurel Dr., Friendswood, TX

### **1. Meeting Opening**

#### 1.01 Call to Order at 6:30 pm

The meeting was called to order at 6:30 PM

#### 1.02 Establish Quorum

Trustee Hobratschk, Trustee Rhodes, Trustee Egert, Trustee Seifert, Trustee Montz, Trustee Hillenburg, and Trustee Hopkins were all present.

### **2. Audience Participation**

No one requested to speak to the Board

### **3. Information Items**

#### 3.01 Bond Discussion

The Board of Trustees reviewed community survey results and focus group feedback from the November 2025 bond election, along with current financial and facilities data presented by FISD administration. The Board discussed possibility of a future bond and asked the Administration for more information to be presented over the next couple weeks at Board workshops.

### **4. Recess to Executive Session**

4.01 Recess to closed or executive session pursuant to Texas Government Code, 551.074 Personnel Matters: To deliberate the appointment, employment, evaluation, reassignment, duties, discipline, or dismissal of a public officer or employee; or to

hear a complaint or charge against an officer or employee; and Texas Government Code, 551.072 Deliberation Regarding Real Property - A governmental body may conduct a closed meeting to deliberate the purchase, exchange, lease, or value of real property if deliberation in an open meeting would have a detrimental effect on the position of the governmental body in negotiations with a third person.

Board recessed at 8:46pm. Board reconvened at 9:41pm.

**5. Reconvene to Open Session**

The Board reconvened at 9:41pm.

**6. Adjourn**

6.01 Adjourn

The meeting was adjourned at 9:42PM.

I recommend adjourning the meeting.

*Moved by:* Beau Egert

*Seconded by:* Laura Seifert

**Yea** Rebecca Hillenburg, Beau Egert, Daniel Hopkins, David Montz, Niki Rhodes, Ralph Hobratschk, and Laura Seifert

**Motion Carries 7-0**

---

CAO

---

Mayor

Board Workshop  
Thursday, January 22, 2026 6:30 PM Central

FISD Boardroom  
402 Laurel Dr.  
Friendswood, TX 77546

Beau Egert: Present  
Rebecca Hillenburg: Present  
Ralph Hobratschk: Present  
Tony Hopkins: Present  
David Montz: Present  
Niki Rhodes: Present  
Laura Seifert: Present  
Present: 7.

## 1. Meeting Opening

### 1.1. Call to Order at 6:30pm

The meeting was called to order at 6:30pm.

### 1.2. Establish Quorum

Trustee Hobratschk, Trustee Montz, Trustee Hillenburg, Trustee Rhodes, Trustee Seifert, Trustee Egert, and Trustee Hopkins were all present on the dais.

## 2. Audience Participation

There was no one that requested to address the Board.

## 3. Information Items

### 3.1. Bond Discussion

Superintendent Roher, along with Huckabee Architects, reviewed the Community survey as well as a variety of other feedback sources. They reviewed the scope of the 2025 Bond projects and discussed needs and worked to gather information to prioritize the projects. Mr. Roher was also joined by Nolan Correa (Exec Dir Maint and Cap Projects) and Amber Petree (CFO). They discussed tax impacts as well. The Board will continue reviewing the information and gave the administration some direction to prepare for the next workshop on Wednesday, January 28th.

## 4. Adjourn

### 4.1. Adjourn

I move that the Board of Trustees adjourn this meeting. This motion, made by David Montz and seconded by Rebecca Hillenburg, Carried.

Beau Egert: Yea, Rebecca Hillenburg: Yea, Ralph Hobratschk: Yea, Tony Hopkins: Yea, David Montz: Yea, Niki Rhodes: Yea, Laura Seifert: Yea  
Yea: 7, Nay: 0

The meeting was adjourned at 8:39pm.

Board Meeting  
Wednesday, January 28, 2026 6:30 PM Central

FISD Boardroom  
402 Laurel Dr.  
Friendswood, TX 77546

## 1. Meeting Opening

### 1.1. Call to Order at 6:30pm.

The meeting was called to order at 6:30PM.

### 1.2. Establish Quorum

Trustee Hobratschk, Trustee Hillenburg, Trustee Seifert, Trustee Rhodes, Trustee Egert, and Trustee Hopkins were present. Trustee Montz joined at 6:31PM.

## 2. Audience Participation

### 2.1. Audience Participation

No one requested to speak to the Board.

## 3. Action Items

### 3.1. Consider Approval of the 2026-2027 FISD Academic Calendar

I recommend approval of the 26-27 FISD Academic calendar as presented. This motion, made by Laura Seifert and seconded by Rebecca Hillenburg, Carried.

Beau Egert: Yea, Rebecca Hillenburg: Yea, Ralph Hobratschk: Yea, Tony Hopkins: Yea,  
David Montz: Yea, Niki Rhodes: Yea, Laura Seifert: Yea  
Yea: 7, Nay: 0

Mr. Roher discussed several events surrounding the Fall Break schedule. FISD Administration recommended approval of the attached calendar.

## 4. Information Items

### 4.1. Bond Discussion

## 5. Adjourn

The meeting was adjourned at 9:07.

Board Meeting  
Monday, February 2, 2026 6:30 PM Central

FISD Boardroom  
402 Laurel Dr.  
Friendswood, TX 77546

Beau Egert: Present  
Rebecca Hillenburg: Present  
Ralph Hobratschk: Present  
Tony Hopkins: Absent  
David Montz: Present  
Niki Rhodes: Present  
Laura Seifert: Present

Present: 6, Absent: 1.

Trustee Hopkins was absent.

### 1. Meeting Opening

#### 1.1. Call to Order at 6:30 pm

The meeting was called to order at 6:30PM

#### 1.2. Establish Quorum

Trustee Egert, Trustee Rhodes, Trustee Seifert, Trustee Hillenburg, Trustee Hobratschk, and Trustee Montz were present on the dais. Trustee Hopkins was absent.

### 2. Audience Participation

No one requested to speak during audience participation.

#### 2.1. Audience Participation

### 3. Information Items

#### 3.1. Bond Update

The Board, along with Mr. Roher, Amber Petree, Nolan Correa, Huckabee Architects, and Bond Counsel, reviewed the work that has taken place over the last few workshops. They then walked through four propositions and decided on the wording for each. The propositions include critical infrastructure, buses, technology, Westwood replacement, and Career and Ag Center. After some discussion, the Board gave the administration some guidance to prepare for a vote to order an election at Monday, February 9th meeting.

### 4. Adjourn

I recommend to adjourn the meeting. This motion, made by Rebecca Hillenburg and seconded by Laura Seifert, Carried.

Tony Hopkins: Absent, Beau Egert: Yea, Rebecca Hillenburg: Yea, Ralph Hobratschk: Yea,  
David Montz: Yea, Niki Rhodes: Yea, Laura Seifert: Yea

Yea: 6, Nay: 0, Absent: 1

The meeting was adjourned at 7:31

**Friendswood Independent School District**  
**2025-2026 Proposed Budget Amendment**  
February 2026

Function	General Fund			Food Service Fund			Debt Service Fund		
	Beginning Budget	Amendments	Ending Budget	Beginning Budget	Amendments	Ending Budget	Beginning Budget	Amendments	Ending Budget
11 Instruction	\$ 37,207,484	\$ (6,821)	\$ 37,200,662.61	\$ -		\$ -	\$ -		\$ -
12 Instructional Resources	\$ 706,458	\$ -	\$ 706,458.03	\$ -		\$ -	\$ -		\$ -
13 Curriculum & Inst Staff Dev	\$ 1,401,795	\$ 1,785	\$ 1,403,580.46	\$ -		\$ -	\$ -		\$ -
21 Instructional Leadership	\$ 1,440,944	\$ -	\$ 1,440,943.55	\$ -		\$ -	\$ -		\$ -
23 School Leadership	\$ 3,357,274	\$ 2,058	\$ 3,359,331.64	\$ -		\$ -	\$ -		\$ -
31 Guidance/Counseling	\$ 2,542,632	\$ -	\$ 2,542,631.80	\$ -		\$ -	\$ -		\$ -
32 Social Work Services	\$ -	\$ -	\$ -	\$ -		\$ -	\$ -		\$ -
33 Health Services	\$ 711,038	\$ -	\$ 711,038.28	\$ -		\$ -	\$ -		\$ -
34 Student Transportation	\$ 2,597,244	\$ -	\$ 2,597,244.20	\$ -		\$ -	\$ -		\$ -
35 Food Services	\$ 1,850	\$ 2,940	\$ 4,790.00	\$ 997,941		\$ 997,941	\$ -		\$ -
36 Extracurricular Activities	\$ 2,606,691	\$ -	\$ 2,606,690.60	\$ -		\$ -	\$ -		\$ -
41 General Administration	\$ 2,905,660	\$ -	\$ 2,905,659.60	\$ -		\$ -	\$ -		\$ -
51 Maintenance and Operations	\$ 7,516,297	\$ -	\$ 7,516,297.44	\$ -		\$ -	\$ -		\$ -
52 Security and Monitoring	\$ 1,155,894	\$ -	\$ 1,155,893.55	\$ -		\$ -	\$ -		\$ -
53 Data Processing Services	\$ 1,584,039	\$ -	\$ 1,584,038.79	\$ -		\$ -	\$ -		\$ -
61 Community Services	\$ 370,257	\$ -	\$ 370,257.33	\$ -		\$ -	\$ -		\$ -
71 Debt Service	\$ 857,402	\$ 38	\$ 857,440.12	\$ -		\$ -	\$ 12,622,550		\$ 12,622,550
81 Construction	\$ -	\$ -	\$ -	\$ -		\$ -	\$ -		\$ -
93 Shared Services	\$ 66,000	\$ -	\$ 66,000.00	\$ -		\$ -	\$ -		\$ -
95 JJAEP	\$ 5,000	\$ -	\$ 5,000.00	\$ -		\$ -	\$ -		\$ -
99 Intergovernmental Charges	\$ 450,000	\$ -	\$ 450,000.00	\$ -		\$ -	\$ -		\$ -
8911 Transfers Out	\$ -	\$ -	\$ -	\$ -		\$ -	\$ -		\$ -
<b>TOTAL</b>	<b>\$ 67,483,958</b>	<b>\$ 0</b>	<b>\$ 67,483,958.00</b>	<b>\$ 997,941</b>	<b>\$ -</b>	<b>\$ 997,941</b>	<b>\$ 12,622,550</b>	<b>\$ -</b>	<b>\$ 12,622,550</b>

Function	Explanation		
11	(38.12) FJH Copier Lease	71	38.12 FJH Copier Lease
	(1,785.00) BA Teacher Field Guides	<b>TOTAL</b>	<b>38.12</b>
	(1,000.00) BA Principal Travel		
	(1,058.00) BA Computer		
	(2,940.00) TRS On-Behalf		
<b>TOTAL</b>	<b>(6,821.12)</b>		
13	1,785.00 BA Teacher Field Guides		
<b>TOTAL</b>	<b>1,785.00</b>		
23	1,000.00 BA Principal Travel		
	1,058.00 BA Computer		
<b>TOTAL</b>	<b>2,058.00</b>		
35	2,940.00 TRS On-Behalf		
<b>TOTAL</b>	<b>2,940.00</b>		

**Friendswood Independent School District  
Donations for January 2026**

In accordance with Board Policy CDC (Local), the Board of Trustees of Friendswood Independent School District acknowledges and appreciates the following donations:

<b>Date</b>	<b>Recipient</b>	<b>Giver</b>	<b>Gift</b>
1/14/2026	FJH Girls Athletics Activity Account	Gandy Ink	\$ 146.20
1/16/2026	FHS Wrestling Activity Account	FMBC	\$ 706.20
1/16/2026	FHS Musical Scholarships	Edwin & Jayme Harris	\$ 5,000.00
1/16/2026	FHS Musical Scholarships	John & Deanna Ellisor	\$ 500.00
1/16/2026	FHS Musical Scholarships	Julio & Sheryl Sanchez	\$ 200.00
1/16/2026	FHS Golf Activity Account	FMBC	\$ 5,000.00
1/20/2026	FHS Musical Scholarships	Chris Rogers	\$ 250.00
1/30/2026	FHS Academic Banquet	Griffon & Griffon Enterprises, Inc.	\$ 750.00
1/30/2026	FHS Academic Banquet	Ellis Moon Orthodontics	\$ 500.00
1/30/2026	FHS Academic Banquet	HomeTown Bank	\$ 500.00
<b>Total</b>			<b>\$ 13,552.40</b>

Without generous support from donors such as these, many school projects would not be accomplished. The Board of Trustees and the schools express their thanks.

**Contract for Election Services**  
*Local Entity Countywide Vote Center Elections*

**This Contract** is made and entered into this 9<sup>th</sup> day of February, 2026 by and between Hon. Dwight D. Sullivan, County Clerk and County Election Officer for Galveston County (herein known as "Galveston County") and Thad J. Roher on behalf of Friendswood ISD ("Entity").

**This Contract** is being entered into pursuant to Texas Election Code, Chapter 31, Subchapter D for the purpose of ensuring that Galveston County and the Entity understand the tasks each is to perform in connection with the following election and any subsequent runoff election, to-wit:

Purpose of Election: Bond Election

**May 2, 2026**  
Election Date

**June 13, 2026**  
Runoff Election Date

Early Voting will be held on **April 20-24, 2026** from 8 a.m. to 5 p.m., Monday, **April 27–Tuesday, April 28, 2026** from 7 a.m. to 7 p.m. On Election Day, the polls will be open from 7 a.m. to 7 p.m.

- 1. Duties and Services of Galveston County.** Galveston County shall be responsible for performing the following duties and furnishing the following services and equipment in connection with the election and any subsequent runoff election.
  - 1.1. Program, or arrange to have programmed, the ballot.
  - 1.2. Arrange to have published the legal notices of the first test of the electronic tabulating equipment as provided in Texas Election Code §127.096 and conduct all required tests of the electronic tabulating equipment under Texas Election Code §§127.096-127.098 and §§129.021-129.023. The first test shall be conducted at least five days prior to the election where possible. In addition, it will be performed during normal business hours and open to the public.
  - 1.3. Provide all election services, as required by law, for all portions of Galveston County.
  - 1.4. Provide technical and equipment support for the electronic poll pads, voting machines and equipment being provided to the Entity. In the event there is an equipment failure Galveston County shall try to remedy the problem over the phone. If unable to do so, will dispatch to locations within Galveston County the appropriate technical support personnel and equipment to correct the failure.
  - 1.5. On behalf of the Entity, obtain Official Voter Registration lists from the Voter Registrar to be used during Early Voting and on Election Day.  
***[See Section 2.3 below]***
  - 1.6. Provide Ballot by Mail services for the Entity.

- 1.7. Hire Judges, Alternate Judges, and clerks to serve as election workers at the various polling locations. Workers will be paid in accordance with Section 5 of this contract and will be required to complete election training (at the discretion of the Elections Division) as a prerequisite for serving. Workers will be paid for attending training.
- 1.8. Select the countywide vote center polling locations in coordination and assistance with the Entity and with the approval of Galveston County Commissioners' Court. Entity will be required to provide voting locations as may be needed within their jurisdiction. Polling locations must be in compliance with Chapter 43 of the Texas Election Code.
- 1.9. Provide the Entity ***\*and where possible the candidates running for office***, a sample ballot for them to proof and approve or provide corrections.  
***[See sections 2.6 and 2.7 for related information]***  
  
***\*The Entity will be responsible for providing Galveston County with the email and contact information for each candidate who will be on the ballot.***
- 1.10 As required by §67.017(b) and the Secretary of State's Office, Galveston County will provide all reports needed to the Entity so they can submit precinct-by-precinct reports no later than the 30th day after Election Day.

For additional Duties of Galveston County see section **(5) Fee Schedule of Galveston County** below.

**2. Duties and Services of the Entity.** The Entity will be responsible for performing the duties and services set forth in this section and will consummate this contract **on or before February 6, 2026**. Contracts submitted after this date will require a \$500 fee, which **will be non-refundable regardless of whether the Entity cancels its election.**

- 2.1. Prepare and submit any required submissions to the U.S. Department of Justice under the Federal Voting Rights Act of 1965 for its election and runoff election.
- 2.2. Publish notices of the election in accordance with Section 4.003(a) of the Texas Election Code.
- 2.3. Provide Galveston County with the Entity's requirements for Official Voter Registration lists for early voting and Election Day.
- 2.4. In accordance with Texas Election Code §4.008 as amended, deliver written notice of the election to Galveston County.
- 2.5 It is understood that the Entity may need to modify its election order after **February 17, 2026**, to reflect the actual early voting and Election Day polling locations once the final determination has been made as to which entities will actually be holding an election.

If the Entity wishes to select additional polling locations within its footprint, it will submit a list and the contact information for each facility to Galveston County by

**February 6, 2026.** Regardless of who selects the polling locations the Entity shall comply with Texas Election Code §43.062, and shall notify prospective voters of the new location by placing a notice at the old polling location and a notice at the new polling location.

***[See Section 1.7 for additional information on the selection of countywide polling places]***

- 2.5. Provide to Galveston County the language for any ballot propositions, the names of election contests, the names of candidates, as they are to appear on the ballot, a copy of a sample ballot, ballot draw information and a completed "Requirements to Program the Ballot" form. These materials will be provided in an electronic form to Galveston County by **no later than February 18, 2026**. All language on the ballot must be provided in both English and Spanish in a MS Word format. Any other languages required by law, must also be provided in a MS Word format as well (e.g., Harris County, Chinese and Vietnamese). In addition, the Entity will collect and provide to Galveston County the names, addresses, phone numbers and email addresses of all the candidates who are to appear on its ballot. This information will be used to send candidates copies of the ballot proofs for their review. ***[See Section 1.8]***
- 2.6. Return to Galveston County, by **March 11, 2026 5 p.m.**, confirmation that the sample ballots Galveston County has prepared and provided to the Entity are satisfactory or provide changes that need to be made. Galveston County intends to conduct the L&A test on the Entity's ballot no later than **March 17, 2026 at 9a.m.**

The Entity shall have a representative present during the testing who will sign an affidavit signifying the ballot proofs are accurate and acceptable to the Entity. If unable to attend, a representative may send a signed electronic response approving the ballot. ***[See Section 1.8 for related information on ballot proofing]***

- 2.7. Galveston County will be conducting elections for numerous Entities on the same day. The parties understand that each election has its own challenges and requirements and that failure to provide the information outlined in Section 2 of this contract by the dates specified will place an undue burden on Galveston County that may hinder the ability to provide the services to the Entity in a timely and accurate manner. **Should the Entity miss the deadlines, and/or fail to notify the County of any special circumstances (e.g., adding portions of another county to their election, additional languages required, or unopposed candidates on the ballot) there may be additional charges incurred, up to \$1,000.00 and additional labor and material costs, to be determined by the Chief Deputy of Elections. Should Galveston County be unable to provide the services in a timely and accurate manner the Entity, to the extent allowed under the Constitution and Laws of the State of Texas, shall hold Galveston County and employees harmless from any election errors and corresponding liability and/or damages that may result, including but not limited to the costs incurred related to an election contest and/or the need to conduct a subsequent election.**
- 2.8. Unless otherwise stipulated, Galveston County will transport or have the Presiding Election Judges transport on its behalf, the voting machines and equipment to and from the Entity's early voting and Election Day voting locations.
- 2.9. Monitor, with the assistance of Galveston County, the overall conduct of its election in Entity's jurisdiction including the observation of the tabulating of the results.

- 2.10. Entity to pay a **\$125** fee per early voting and Election Day polling locations within its jurisdiction for additional support staff to provide the Entity and its Judges election support services throughout the term of this contract.
- 3. Cancellation of Contract:** Except for contracts consummated after **February 6, 2026**, the Entity may cancel this contract without incurring any expenses by notifying Galveston County of its intention to cancel by no later than two (2) business days after its candidates' filing deadline of **February 17, 2026**. The Entity will be obligated to pay Galveston County a **\$500** fee if cancelled after this grace period.
- 4. Special Provision: Bilingual Poll Worker Requirements.** Galveston County is permanently committed to:
- a) Provide in Spanish "any registration or voting notices, forms, instructions, assistance, or other materials or information relating to the electoral process, including ballots," that they provide in English as required by Section 4(f)(4) of the Voting Rights Act, 43 U.S.C. 1973b(f)(4); and
  - b) Ensure that poll workers provide and receive adequate training regarding (1) the use of providing provisional ballots under Section 302(a) of HAVA; and (2) the display of all HAVA-required signs under Section 302(b) of HAVA.
- 5. Fee Schedule of Galveston County:** Galveston County agrees to perform these services at the following rates:
- a) Provide to the Election Judges all necessary election supplies, which are to be returned to Galveston County after the polls close on Election Night.  
**Cost: \$100 per kit**
  - b) Arrange for staff to receive the supplies and equipment being returned by the Election Judges on Election Night.  
**Cost: Overtime for staff and part time workers hired to provide this service will be evenly split between the entities contracting with Galveston County.**
  - c) Provide all necessary voting machines and equipment for use at early voting and Election Day locations.  
**Cost: \$465 per Verity Duo, \$506 per Verity Controller, \$577 per Verity Duo with access, \$610 per Verity Scanner and \$150 per Verity Duo Go.**
  - d) Transport the voting machines and equipment to and from the voting locations.  
**Cost: \$200 delivery per location**
  - e) Program the ballot and conduct the Logic and Accuracy Testing of the counting equipment.  
**Cost determined by the number of contests on the ballot: \$1500 for up to 5, \$2530 for up to 10, \$3,300 for up to 20, \$4,180 for up to 40 and \$5280 for up to 75, and \$6720 for up to 100 contests.**
  - f) Provide a central counting station, supplies, equipment and the tabulating and supervisory personnel needed to tabulate. Prepare the unofficial tabulation results and unofficial/official canvass report.  
**Cost: \$1000 for use of the equipment plus overtime for county employees doing the tabulation if applicable.**

- g) Assist the Entity in the general overall supervision of the election and any subsequent runoff election.  
**Cost: Included in the 10% election fee**
- h) Conduct early voting and Election Day Voting training.  
**Cost: \$75 per person per class**
- i) Two or more electronic **poll pads** will be deployed (at the discretion of the Elections Division) to each polling location.  
**Cost \$100 per poll pad**
- j) Galveston County will partner with the Entities to determine the polling locations within their jurisdictions.
- k) Hire judges, alternate judges, and clerks that are trained by Galveston County and are registered voters from within one of the jurisdictions holding an election.  
**Cost: Total amount reimbursable by the Entity.**
- l) Elections Mobile App: Entities contracting elections with Galveston County will have their election information included on the Elections Mobile App.  
**Cost: up to \$500.**
- m) The cost for all printed ballots (ballots by mail, sample ballots and test ballots) is **\$ .50** per sheet.
- n) Ballots by Mail: Galveston County will provide ballot by mail processing services to the Entity. **The cost for this service is \$4.00 per ballot (\$4.50, if a multi-page ballot).**
- o) The Entity may have an observer present during the tabulation of the votes. The name and contact information of the observer must be provided to and approved by the Presiding Judge of the Central Count Station on the form prescribed by the Texas Secretary of State upon arrival at the location.

**6. Compensation, Billing, and Payment.** In accordance with Section 31.100(d) of the Texas Election Code, the Entity will pay Galveston County the greater of Seventy-Five (\$75.00) Dollars or ten percent (10%) of the total amount of this contract for general supervision of the election. Pursuant to Texas Election Code §31.098, Galveston County may contract with third persons for election services and supplies agreed to herein and the Entity hereby agrees to pay for these third-party costs when invoiced by Galveston County.

Galveston County will invoice the Entity for services rendered under this contract. The Entity will make payment to Galveston County in accordance with the terms and provisions of what is commonly referred to as the Texas Prompt Payment Act.

**7. Voting System.** The Hart Intercivic Verity Duo equipment as approved by the Texas Secretary of State will be the voting system used in providing services under this contract.

**8. Authorized Representatives.** Galveston County's authorized representative for all purposes of this contract is its Chief Deputy Clerk for Elections.

The Entity's authorized representative for all purposes of this contract is:

Thad J. Roher  
Name

281-996-6623  
Phone #

**9. General Provisions.** As specified in Texas Election Code §31.096 this contract may not change:

- a) The authority with whom applications of candidates for a place on a ballot are filed;
- b) The authority with whom documents are filed under Texas Election Code §251.001 et. seq.; or
- c) The political subdivision's requirement to maintain office hours under section 31.122.

As set forth in Texas Election Code §31.099 not later than the 10th day after the date this contract is executed Galveston County shall file a copy of this contract with the County Treasurer and the County Auditor.

**10. WAIVER OF DAMAGES.** The parties acknowledge that the Hart Intercivic Verity Duo System and the programming of paper ballots is highly technical and that it is conceivable that despite the efforts of Galveston County it might fail during an election or might contain errors. The Entity agrees that should the electronic voting system fail, it will not make any claim against Galveston County or any of their full or part-time employees, independent contractors or agents for damages of any kind, including but not limited to any and all costs relating to an election contest and/or costs and damages incurred for having to conduct a second election caused as a result of such failure or error.

The Entity acknowledges that holding multiple simultaneous elections presents logistical problems and other problems over and above a single election. Galveston County and its employees and agents will attempt to help ensure that these simultaneous elections are conducted without error or mishap, but on occasion, errors or mishaps do occur. Accordingly, the Entity agrees that should an error or mishap occur that it will not make any claim against Galveston County, or their full or part-time employees, independent contractors or agents for damages of any kind including but not limited to any and all costs relating to an election contest and/or costs and damages incurred by the Entity for having to conduct a second election, as a result of such error or mishap.

If legal action is filed against the Entity involving its election and if Galveston County is named as a party to this legal action and the complaint is based solely on allegations made against the Entity, the Entity shall be solely responsible for all costs and defense of that suit. In addition, the Entity shall be required to provide adequate legal counsel for Galveston County and, upon notice to the Entity, Galveston County shall be entitled to settle such claim or legal action upon terms it deems most advantageous to itself.

For purposes of implementing this contract, Galveston County and the Entity designate the following individuals to submit and/or receive information or notices to Galveston County or the Entity:

**Galveston County:**

Dwight D. Sullivan, County Clerk  
Attention: Wendi Fragoso, Chief Deputy of Elections  
Galveston County Records and Election Center  
10000 Emmett F. Lowry Expressway, Suite 1152  
Texas City, TX 77591

P.O. Box 17253  
Galveston, Texas 77552-7253  
409-770-5108  
Email: [Wendi.Fragoso@co.galveston.tx.us](mailto:Wendi.Fragoso@co.galveston.tx.us)

**Entity:**

*Friendswood ISD*

*302 Laurel Dr.*

*Phone: 281-996-6623*

*Friendswood, TX 77546*

*Email: [tlocklear@fisdk12.net](mailto:tlocklear@fisdk12.net)*

This contract will be submitted to the Galveston County Commissioners' Court to be placed on the Consent Agenda as a Receive and File Item.

**11. Galveston County Title VI Assurance Clause.** Galveston County is committed to ensuring that no person, on the ground of race, color, national origin, religion, sex, age, disability or Veteran status, shall be subjected to discrimination, excluded from participation, or denied the benefits of, its programs and activities.

In accordance with this policy Galveston County requires its service providers and contractors to agree that during the performance of this contract the service provider or contractor for itself, its assignees and successors will abide by the following:

**Compliance with Non-Discrimination Laws and Regulations.** During the performance of this contract, contractor, for itself, its assignees and successors in interest (hereinafter referred to as "contractor") agrees as follows:

- 1) **Compliance with Regulations.** The contractor shall comply with the Regulations relative to nondiscrimination in Federally-assisted programs of the Department of Transportation (hereinafter, DOT) Title 49, Code of Federal Regulations, Part 21, as they may be amended from time to time (hereinafter referred to as the Regulations), which are incorporated herein by reference and made a part of this contract.
- 2) **Nondiscrimination.** The contractor, with regard to the work performed by it during the contract, shall not discriminate on the basis of race, color, national origin, religion, sex, age, disability or Veteran status in the selection and retention of subcontractors, including procurements of materials and leases of equipment. The contractor shall not participate either directly or indirectly in the discrimination prohibited by Section 21.5 of the Regulations, including employment practices when the contract covers a program set forth in Appendix B of the Regulations.

- 3) **Solicitations for Subcontractors, Including Procurement of Materials and Equipment.** In all solicitations either by competitive bidding or negotiation made by the contractor for work to be performed under a subcontract, including procurement of materials or leases of equipment, each potential subcontractor or supplier shall be notified by the contractor of the contractor's obligations under this contract and the Regulations relative to nondiscrimination on the grounds of race, color, national origin, religion, sex, age, disability or Veteran status.
- 4) **Information and Reports.** The contractor shall provide all information and reports required by the Regulations or directives issued pursuant thereto, and shall permit access to its books, records, accounts, other sources of information and its facilities as may be determined by Galveston County or the Texas Department of Transportation to be pertinent to ascertain compliance with such Regulations, orders and instructions. Where any information required of a contractor is in the exclusive possession of another who fails or refuses to furnish this information the contractor shall so certify to Galveston County or the Texas Department of Transportation as appropriate, and shall set forth what efforts it has made to obtain the information.
- 5) **Sanctions for Noncompliance.** In the event of the contractor's noncompliance with the nondiscrimination provisions of this contract, Galveston County shall impose such contract sanctions as it or the Texas Department of Transportation may determine to be appropriate, including, but not limited to:
  - a) withholding of payments to the contractor under the contract until the contractor complies, and/or
  - b) cancellation, termination, or suspension of the contract, in whole or in part.
- 6) **Incorporation of Provisions.** The contractor shall include the provisions of paragraphs (1) through (6) in every subcontract, including procurement of materials and leases of equipment, unless exempt by the Regulations, or directives issued pursuant thereto. The contractor shall take such action with respect to any subcontract or procurement as Galveston County or the Texas Department of Transportation may direct as a means of enforcing such provisions including sanctions for non-compliance: Provided, however, that, in the event a contractor becomes involved in, or is threatened with, litigation with a subcontractor or supplier as a result of such direction, the contractor may request Galveston County to enter into such litigation to protect the interests of Galveston County, and, in addition, the contractor may request the United States to enter into such litigation to protect the interests of the United States.

Executed this 9th day of February, 2026.

**Galveston County:**

\_\_\_\_\_  
Dwight D. Sullivan  
County Clerk

**Entity:**

Name: Thad J Roher \_\_\_\_\_  
(Please Print) (Signature)

- City Manager
- Superintendent
- City Secretary
- Chair County Executive Committee
- Mayor
- President
- Other

**Received and Filed:**  
Galveston County

\_\_\_\_\_  
Hon. Mark Henry  
County Judge  
Attest:

\_\_\_\_\_  
Dwight D. Sullivan  
County Clerk

Date: \_\_\_\_\_

Date Copy of Agreement Furnished  
to County Treasurer: \_\_\_\_\_

Date Copy of Agreement Furnished  
to County Auditor: \_\_\_\_\_

**RESOLUTION OF THE BOARD OF TRUSTEES  
OF THE FRIENDSWOOD INDEPENDENT SCHOOL DISTRICT**

WHEREAS, the Friendswood Independent School District Board of Trustees recognizes that the territory included in the Friendswood Independent School District recently suffered inclement weather conditions associated with potential wide spread freezing, impassable streets, and other issues associated on January 25-26, 2026; and,

WHEREAS, pursuant to the safety of students and staff and due to hazardous road conditions, Friendswood Independent School District was closed on Monday, January 26, 2026.

WHEREAS, Friendswood Independent School District will only need to make-up the missed instructional minutes if the weather closure exceeds the additional instructional minutes embedded in the 2025-2026 Instructional Calendar using a schedule as determined by the Superintendent.

WHEREAS, the Board of Trustees of the Friendswood Independent School District seeks to retain its employees and facilitate efficient operation of educational activities; and,

WHEREAS, the Board of Trustees of the Friendswood Independent School District finds that compensating employees for work days missed as a result of inclement weather conditions serves an important public purpose in that continued retention of such employees shall enable the school district to continue efficient operation educational activities; and,

**IT IS THEREFORE:**

RESOLVED that the Board of Trustees of the Friendswood Independent School District hereby authorizes the administration to compensate all employees for days when the District was closed due to inclement weather at their regular hourly or daily rate of pay, according to the duty schedule they would have otherwise worked;

RESOLVED that staff who were off duty during the closure period due to qualified Family Medical Leave Act (FMLA) occurrences, Worker's Compensation, and Long-Term Disability are not covered under the resolution. Including these employees under this resolution would negatively impact the benefits they may be receiving from these plans/policies; and,

RESOLVED that the Board of Trustees of the Friendswood Independent School District hereby authorizes the administration to compensate those non-exempt employees who were required to report to duty on Sunday, January 25, 2026, and Monday, January 26, 2026, until the time the district was open and fully operational, for each hour in the amount of one and one-half times the employee's regular hourly rate of pay ; or the amount required by law for overtime for time worked over 40 hours in a week, as in accordance with policy DEA Local; and ,

FURTHER RESOLVED that the Board of Trustees of the Friendswood Independent School District hereby authorizes the administration to compensate those exempt employees who were required to report to duty Sunday, January 25, 2026, and Monday, January 26, 2026, until the time the district was open and fully operational, for each hour in the amount of one and one-half times the employee's regular hourly rate of pay; or the amount required by law for overtime for time worked over 40 hours in a week, as in accordance with policy DEA Local.

**CERTIFICATE FOR RESOLUTION**

I hereby certify that the foregoing resolution was presented to the Board of Trustees of the Friendswood Independent School District during a scheduled Board Meeting on February 9, 2026. A quorum of the Board of Trustees being then present, it was then duly moved and seconded that the resolution be adopted, and such resolution was then adopted according to the following vote:

Ayes: \_\_\_\_\_ Nays: \_\_\_\_\_ Abstentions: \_\_\_\_\_

To certify which, witness my hand and the official seal of the District this 9<sup>th</sup> day of February, 2026.

\_\_\_\_\_  
President, Board of Trustees



## **National Career & Technical Education Month RESOLUTION**

**WHEREAS:** February has been designated as Career and Technical Education (CTE) Month by the Association for Career and Technical Education; and

**WHEREAS:** CTE offers students the opportunity to gain the academic, technical and employability skills necessary for true future readiness; and

**WHEREAS:** students in CTE programs participate in authentic, meaningful experiences that improve the quality of their education and increase their engagement and achievement; and

**WHEREAS:** CTE provides students with career exploration opportunities earlier in their educational experience, which enables them to make informed and beneficial decisions about their academic coursework and pursue established programs of study and career pathways; and

**WHEREAS:** leaders from business and industry nationwide report increasing challenges related to addressing the skills gap and connecting qualified professionals with careers in critical and growing CTE-related fields, such as advanced manufacturing, cybersecurity, energy, health care, information technology and transportation; and

**WHEREAS:** CTE prepares students for these and other fulfilling careers by offering integrated programs of study that link secondary and postsecondary education and lead to the attainment of industry-recognized credentials; and

**WHEREAS:** CTE programs ensure that employers have access to a qualified and thriving workforce, ensuring our nation is a strong and competitive economy;

**THEREFORE:** Be it resolved, that the Board of Trustees recognize the work of Career and Technical Education during the month of February 2026, as National Career and Technical Education Month in the Friendswood Independent School District, and urge all citizens to become familiar with the services and benefits offered by the CTE programs in this district and to support and participate in these programs to enhance their individual skills and productivity.

Adopted on this 9th day of February, 2026



**Plan for Teacher Certification Requirements**  
Friendswood Independent School District  
Superintendent: Thad Roher

# Current Uncertified Teachers Assigned to Foundation Curriculum

As of the 2025–2026 school year, Friendswood ISD employs a limited number of uncertified teachers serving as teachers of record in foundation curriculum areas (English Language Arts, Mathematics, Science, and Social Studies). These individuals are actively working toward standard certification through approved Educator Preparation Programs (EPPs) and receive district-provided instructional and administrative support.

Friendswood ISD closely monitors certification status, coursework completion, and testing progress for each uncertified teacher through coordinated efforts between the Human Resources Department and campus administration.

## Hiring Trends: New Uncertified Teachers

Average number of new uncertified teachers hired annually (last three years):  
 12 teachers per year, primarily in foundation curriculum areas.

### Current Uncertified Teachers by Grade Level and Subject Area (2025–2026)

Number of Teachers	Grade Level	Subject Area
1	Kindergarten	Self-Contained
1	3rd Grade	Mathematics / Science
1	3rd Grade	English Language Arts / Social Studies
1	Junior High (6th–8th)	Math
2	Junior High (6th–8th)	Science
2	High School (9th–12th)	English Language Arts
2	High School (9th–12th)	Mathematics
1	High School (9th–12th)	History
1	High School (9th–12th)	Science

Friendswood ISD recognizes the legislative intent of HB 2 and is committed to reducing the hiring of uncertified teachers by approximately 15% annually, beginning with the 2025–2026 school year, culminating in full compliance with certification requirements by the 2029–2030 school year.

## Educator Preparation Program (EPP) Partnerships

Friendswood ISD maintains and is formalizing Memoranda of Understanding (MOUs) with the following approved Educator Preparation Programs to support fully uncertified teachers:

- **A+ Texas Teachers**
- **iTeach Texas**
- **Teachworthy**
- **University of Houston-Clear Lake (UHCL)**

All fully uncertified teachers are required to:

- Enroll in an approved EPP within 30 days of hire
- Demonstrate continuous progress toward standard certification

Certified teachers seeking additional certifications are supported through alternative, legally allowable pathways, including targeted exam preparation, testing support, and district-monitored timelines, without ACP enrollment.

---

## Transition Plan to Full Certification Compliance

Friendswood ISD's transition plan provides a structured, year-over-year reduction of uncertified teachers assigned to foundation curriculum courses while ensuring instructional continuity and student support.

### Year-to-Year Reduction Plan

<b>School Year</b>	<b>Target # of Foundation Uncertified Teachers</b>	<b>Reduction Benchmark</b>	<b>Key Actions</b>
<b>2025–2026</b>	12	Baseline	<ul style="list-style-type: none"><li>• Maintain MOUs with A+ Teachers, iTeach Texas, Teachworthy, and UHCL</li><li>• Require EPP enrollment within 30 days of hire</li><li>• HR and campus administration monitor certification progress</li></ul>

<b>2026–2027</b>	9	~20% reduction	<ul style="list-style-type: none"> <li>• Require EPP enrollment within 30 days of hire, confirmation to be submitted to HR</li> <li>• HR and campus administration monitor certification progress</li> <li>• Quarterly HR certification progress reviews</li> <li>• Curriculum Department collaboration with instructional coaches</li> <li>• Additional support provided by assigned mentor</li> <li>• Individualized certification completion plans</li> </ul>
<b>2027–2028</b>	7	~15% reduction	<ul style="list-style-type: none"> <li>• Require EPP enrollment upon recommendation for hire, confirmation to be submitted to HR</li> <li>• HR and campus administration monitor certification progress</li> <li>• Quarterly HR certification progress reviews</li> <li>• Curriculum Department collaboration with instructional coaches</li> <li>• Additional support provided by assigned mentor</li> <li>• Individualized certification completion plans</li> </ul>
<b>2028–2029</b>	5	~15% reduction	<ul style="list-style-type: none"> <li>• Require EPP enrollment upon recommendation for hire, confirmation to be submitted to HR</li> <li>• HR and campus administration monitor certification progress</li> <li>• Quarterly HR certification progress reviews</li> <li>• Curriculum Department collaboration with instructional coaches</li> <li>• Additional support provided by assigned mentor</li> <li>• Individualized certification completion plans</li> </ul>
<b>2029–2030</b>	0	Full Compliance	<ul style="list-style-type: none"> <li>• Full compliance with HB 2 certification requirements</li> <li>• Maintain systems for the recruitment and retention of certified teachers.</li> </ul>

*Note: Annual targets reflect approximate 15% reductions and account for certification completion timelines, testing cycles, and staffing needs.*

## **Monitoring, Accountability, and Support Systems**

The Friendswood ISD Human Resources Department maintains comprehensive documentation for all teachers assigned to foundation curriculum courses, including:

- Current certification status
- EPP enrollment, when applicable
- Additional certification testing plans and progress

This differentiated support model ensures Friendswood ISD:

- Accurately distinguishes between uncertified and out-of-field certified teachers
  - Aligns with TEC §21.003 and §21.0032
  - Maintains instructional continuity while progressing toward full certification compliance
- 

## **Board Approval and Commitment**

The Friendswood ISD Board of Trustees approves this transition plan and authorizes submission of the Delay of Teacher Certification Requirements application to the Texas Education Agency, requesting approval to delay implementation of certification requirements for foundation curriculum teachers until the 2029–2030 school year, as allowed under TEC §21.0032(a-1).



# Friendswood ISD

2026 Proposal



## Casualty Coverage

Member #: 184-9114-911

Effective Dates: 3/1/2026-3/1/2027

## Your INSURICA Contact:

Tom Linklater  
[tom.linklater@INSURICA.com](mailto:tom.linklater@INSURICA.com)

M: 713.397.3562

INSURICA<sup>®</sup>

12300 Dundee Court  
Suite 112

Cypress, TX 77429

O: 281.373.9339 | F: 281.373.9333

[INSURICA.com/EDUCATION](https://www.INSURICA.com/EDUCATION)

Friendswood ISD

PCAT 3/1/26 - 3/1/27

Coverage	Provider	Valuation	Limits	Deductible
Cyber Loss & Liability	PCAT	1st & 3rd Party Coverage	\$2,000,000	\$25,000
General Liability	PCAT	Per Occurrence / General Aggregate	\$2,000,000	None \$10,000 Law
Educator's Legal Liability	PCAT	Claims-Made & Reported	\$1,000,000	\$15,000
Auto Liability	PCAT	Per Accident	\$1,000,000	\$2,500
Auto Physical Damage	PCAT	Actual Cash Value	\$2,000,000	\$2,500

## Cyber Loss & Liability Coverage

	Limit	Retention
<b>Maximum Limit of Insurance</b>		
Each Incident/Aggregate	\$ 2,000,000	\$ 25,000
<b>First Party Insuring Agreements</b>		
Cyber Incident Response Fund	Inside Limit	
Cyber Incident Response Team	\$ 2,000,000	\$ 25,000
Response Coach Retention		\$ 25,000
Non-Panel Response Provider	\$ 500,000	\$ 25,000
Business Interruption Loss and Extra Expenses (12 hours)	\$ 2,000,000	\$ 25,000
Contingent Business Interruption Loss and Extra Expenses		
Scheduled Providers	N/A	N/A
Unscheduled Providers (12 hours)	\$ 2,000,000	\$ 25,000
Reputational Event	\$ 2,000,000	\$ 25,000
Digital Data Recovery	\$ 2,000,000	\$ 25,000
Network Extortion	\$ 2,000,000	\$ 25,000
<b>Third Party Insuring Agreements</b>		
Cyber, Privacy and Network Security Liability	\$ 2,000,000	\$ 25,000
Regulatory Proceedings	\$ 2,000,000	\$ 25,000
Payment Card Loss	\$ 2,000,000	\$ 25,000
Electronic, Social and Printed Media	\$ 2,000,000	\$ 25,000
<b>Cyber Other Terms and Conditions</b>		
Ransomware Encounter	\$ 500,000	\$ 25,000
Widespread Severe Known Vulnerability Exploit	\$ 2,000,000	\$ 25,000
Widespread Software Supply Chain Exploit	\$ 2,000,000	\$ 25,000
All Other Widespread Events	\$ 2,000,000	\$ 25,000
Widespread Severe Zero Day Exploit	\$ 2,000,000	\$ 25,000
<b>Cyber Crime Insuring Agreements</b>		
Computer Fraud	\$ 500,000	\$ 25,000
Funds Transfer Fraud	\$ 500,000	\$ 25,000
Social Engineering Fraud	\$ 500,000	\$ 25,000
Invoice Fraud Financial Loss Endorsement	\$ 500,000	\$ 25,000

Ransomware Encounter and any other coverage triggered by a ransomware is sub-limited to \$500,000.

## General Liability

	Limits	Deductible
General Aggregate	\$ 2,000,000	None
Each Occurrence	\$ 2,000,000	None
Damage To Premises Rented To You	\$ 500,000	None
Unmanned Aerial Vehicle Aggregate	\$ 100,000	None
Personal and Advertising Injury	\$ 1,000,000	None
Products/Completed Operations Aggregate	\$ 1,000,000	None
Law Enforcement Liability - Each Occurrence	\$ 1,000,000	\$ 10,000

## Employee Benefits Liability

	Limits	Deductible
Claims-Made & Reported Form	Retroactive Date: 10.1.2005	
Each Claim	\$ 1,000,000	None
Aggregate (Included in General Liability General Aggregate)		

## Educator's Legal Liability

	Limits	Deductible
Claims-Made & Reported Form	Retroactive Date: 10.1.1995	
Coverage A: Professional Educational Services		\$ 15,000
Each Professional Incident	\$ 1,000,000	
Professional Incident Aggregate	\$ 1,000,000	
Coverage B: Employment-Practices Liability		\$ 15,000
Each Employment Incident	Combined with Coverage A	
Employment Incident Aggregate	Combined with Coverage A	
Coverage C: Non-Pecuniary Defense		\$ 15,000
Defense Reimbursement	\$ 100,000	
Defense Reimbursement Aggregate	\$ 300,000	

For claims brought under Chapter 118 of the Texas Civil Practices and Remedies Code that are adjudicated in the state courts of Texas, the Coverage A - Each Professional Incident Limit and Professional Incident Aggregate Limit includes defense costs as defined in the Educators Legal Liability Coverage form.

## Auto Liability

	Limits	Deductible
Combined Single Limit	\$ 1,000,000	\$ 2,500
Non-Owned & Hired Liability	BI / PD Limit	
Uninsured/Underinsured Motorist		
Bodily Injury - per person	\$ 30,000	
Bodily Injury - per accident	\$ 60,000	\$ 2,500
Property Damage - per accident	\$ 25,000	

## Auto Physical Damage

	Limits	Deductible
Comprehensive & Collision Coverage	ACV	\$ 2,500
Including Flood, except in Zones Prefixed A or V		
Newly Acquired Vehicles	ACV	\$ 2,500
Hired Car Physical Damage	\$ 100,000	\$ 2,500

## Vehicle Coverage

Automobile Liability and/or Physical Damage coverage is provided for all vehicles shown on the attached schedule. If changes to your schedule need to be made, advise your PCAT Representative before the beginning of the Participation Period. Adjustments to the schedule will be made and an Amended Auto Coverage Form will be issued. **Any vehicle owned prior to the Participation Period but not on the schedule may not be covered.**

## Newly Acquired Vehicles

Vehicles obtained after the beginning of the Participation Period are automatically covered for the same limits and deductibles as other like-type vehicles. However, if the number of vehicles added exceed 5% of the total number of covered vehicles, then an additional Contribution as determined will be due for the pro-rated coverage period.

# Terms & Conditions

## General Terms

1. The proposed contributions and coverage include package discounts. Therefore, all proposed coverages must be accepted as a package.
2. This proposal is summary only. Please consult all applicable agreements and coverage documents for a complete explanation of the coverages, conditions and exclusions.
3. If this proposal is based upon an incomplete application, terms and pricing may change if the completed application reveals new underwriting concerns.
4. This proposal is based upon no deterioration in property losses prior to binding. If a Named Storm has entered the Gulf of Mexico, binding or increasing coverage is not allowed without written approval from INSURICA.
5. This proposal is rescinded if the school solicits an alternate quote from another proposer subsequent to the date this proposal is received by the school.
6. Coverage begins at 12:01 am on the effective date and ends at 12:01 am on the expiration date.
7. Cyber coverage is subject to full receipt of cyber applications and subject to underwriting approval.

## Multi-Year Coverage

1. This proposal includes multi-year coverage terms as specified in the PCAT Multi-Year Interlocal Addendum.

## Automobiles

1. Automobile Liability coverage does not extend to 15 Passenger Vans “while transporting students.”
2. A contracted school bus driver who is not a district employee is not considered a covered Member.

## Annual Adjustments

1. Contributions are adjusted annually based on updated exposures for Automobiles and Average Daily Attendance.
2. Contributions may be adjusted annually per the PCAT Multi-Year Interlocal Addendum.

## Proposal Contingencies (the following must be received prior to binding)

1. Signed coverage applications.

## Cost Summary

## Exposures

## Cost

Cyber Loss & Liability	Operating Expenditures	\$ 62,661,950	\$ 25,002
General Liability & Employee Benefits Liability	ADA Employees	5,848 799	\$ 6,692
Educator's Legal Liability	ADA Employees	5,848 799	\$ 36,453
Automobile Liability	Power Units Trailers	87 14	\$ 31,314
Auto Physical Damage	Cost New Units	\$5,324,691 98	\$ 32,502
			<b>Annual Cost \$ 131,963</b>

## Value - Added Services

Driver Training	On-site Training Session + School Bus Driver Video Training Program	Included
Employee Training	Online Liability Training for School	Included

# PCAT Summary of Coverage Changes

March 1, 2026

As part of the continuous improvement process, periodic reviews of coverage documents are conducted to provide the best products to our members. Property Casualty Alliance of Texas (PCAT) is implementing the following coverage changes for all renewals taking effect on or after September 1, 2025.

[This is a summary of changes only, please carefully review the coverage documents in their entirety.](#)

## Educators Legal Liability Coverage

- Under the Coverage Section I. Coverages, Section A. Coverage A – Professional Educational Services, 2. Exclusions, the following changes have been made:

Paragraph d. “Injury to:” has been changed to the following:

- d. Damages or defense costs** arising out of an **employment incident** (pp.3)

Paragraph f. has been changed to the following:

- f. Damages or defense costs** once it has been established by admission or determined by legal adjudication that a **Member** engaged in or committed:

- (1)** Dishonest, fraudulent, malicious, or criminal acts; or,
- (2)** Acted with gross negligence, recklessness, conscious disregard, or deliberate indifference; or,
- (3)** Willfully failed to comply with any law, statute, district policy, district directive, or district procedure; or,
- (4)** Acts involving violations of constitutional or civil rights; or,
- (5)** Actual or threatened abuse or sexual misconduct; or,
- (6)** Failure to report suspected child abuse or neglect

Any such determination with respect to one **Member** shall not be imputed to any other Member. (pp. 3)

Paragraph g. has been added:

- g. Damages or defense costs** for any **Member** against whom a filing or obtaining of a criminal charge, information, or indictment has occurred. If there is no criminal finding, verdict, judgment, sentence, decision, outcome, or decree (including any form of deferred adjudication) that is legally adverse to the **Member**, we will, on request, reimburse the **Member** for reasonable civil defense costs incurred. These reimbursable costs include legal fees based on contemporaneous rates paid by us in defense of similar civil actions. If we extend Educators Legal Liability Coverage to this **Member** after the conclusion of any criminal action against them, all provisions of this coverage form apply, including our right to select counsel. (pp.3)

- Under the Coverage Section I. Coverages, Section B. Coverage B – Employment Practices Liability, 2. Exclusions, the following changes have been made:

Paragraph h. has been added:

- h. **Damages** or **defense costs** once it has been established by admission or determined by legal adjudication that the **Member** engaged in or committed:
  - (1) Dishonest, fraudulent, malicious, or criminal acts; or,
  - (2) Acted with gross negligence, recklessness, conscious disregard or deliberate indifference; or,
  - (3) Willfully failed to comply with any law, statute, district policy, district directive, or district procedure; or,
  - (4) Acts involving violations of constitutional or civil rights; or,
  - (5) Actual or threatened abuse or sexual misconduct; or,
  - (6) Failure to report suspected child abuse or neglect.
 Any such determination with respect to one Member shall not be imputed to any other Member. (pp. 5)

- Under the Coverage Section III. Limits of Coverage and Deductible, the following changes have been made:

Paragraph 2 has been changed to the following:

2. The Each Professional Incident Limit stated in the Coverage Summary is the most we will pay for the sum of all **damages** because of all **claims** arising out of any one **professional incident** under **COVERAGE A**. However, if the Coverage Summary indicates that the Each Professional Incident Limit includes **defense costs** for specifically identified **claims**, then the most we will pay is the sum of all **damages** and **defense costs** arising out of the specifically identified claims. (pp. 13)

Paragraph 3 has been added:

3. The Professional Incident Aggregate Limit stated in the Coverage Summary is the most we will pay in any one Participation Period under **COVERAGE A** for **damages** regardless of the number of **claims**. However, if the Coverage Summary indicates that the Professional Incident Aggregate Limit includes **defense costs** for specifically identified **claims**, the **damages** and **defense costs** for those specifically identified **claims** will be applied toward the Professional Incident Aggregate Limit. If in any one Participation Period the Professional Incident Aggregate Limit stated in the Coverage Summary for **COVERAGE A** is exhausted, we will have no further liability or obligation of any kind under **COVERAGE A** to pay any **damages** or **defense costs** for any **claims**. (pp. 13)

- Under the Coverage Section IV. Conditions, paragraph 5., the underlined wording has been added:

**5. Two Or More Coverage Forms Or Policies Issued By Us**

If this Coverage Form and any other Coverage Form or policy issued to you by us or any company affiliated with us apply to the same injury, facts, circumstances, situations, events, professional incident, or a series of related professional incidents involving one or more

**Members**, the aggregate Limit of Coverage under all the Coverage Forms or policies shall not exceed the highest applicable Limit of Coverage under any one Coverage Form or policy. This condition does not apply to any Coverage Form or policy issued by us or an affiliated company specifically to apply as excess coverage. (pp. 14)


# DID YOU KNOW ?



Schools are worlds unto their own, operating with unique and challenging codes, requirements and jurisdictions. Rising operational costs, security concerns, decreases in funding and employment practice liability can seriously affect your institution's future.

Protecting your assets while minimizing risk and exposure to students, staff and the campus demands a thorough understanding of the educational system. INSURICA's Education Experts bring the experience, guidance and resources you need to uncover and manage unforeseen risks on and off campus.

## WE SPECIALIZE IN YOU



**900**

SCHOOL DISTRICTS



**1.5 Million**

STUDENTS



**30,000**

SCHOOL VEHICLES



**\$300 Million**

ANNUAL PREMIUMS



**\$70 Billion**

SCHOOL PROPERTIES

# DID YOU KNOW ?



## PUT THE POWER OF AN ENTIRE NETWORK BEHIND YOUR SCHOOL

Through INSURICA, you'll have access to almost every major carrier, providing a wide variety of education-specific coverages and services for schools, such as:

- ✓ Traditional Property/Casualty Placements
- ✓ Alternative Risk Mechanisms (Pools, Captives, Etc.)
- ✓ Workers' Compensation
- ✓ Risk Management
- ✓ Pollution and EPA Compliance
- ✓ Special Events Risk Management
- ✓ Property Valuations and Facility Surveys
- ✓ Bus Driver Training

## A HIGHER DEGREE OF COVERAGE

We dig deeper to protect you from a host of risks unique to educators, such as:

- ✓ Harassment, Discrimination and Tenure Issues
- ✓ Occupational Injuries
- ✓ Outsourced Service Exposures (Cafeteria, Substitute Teachers, Etc.)
- ✓ Campus Violence Threats
- ✓ Pollution Issues (Asbestos, Etc.)
- ✓ Intellectual Property and Technology
- ✓ Internet-Related Risks
- ✓ Hazing and Substance Abuse

# OVER 50 YEARS OF STRENGTH AND EXPERIENCE WORKING FOR YOU



- Serves clients in all industries all over the world
- 14th largest privately-owned insurance broker in the U.S.
- 28 offices in 6 states
- 900 school districts in California, Louisiana, Oklahoma and Texas
- Providing property insurance for more than \$70 Billion in school properties
- Manages more than \$300 Million in school premiums
- More than 95% of Clients choose to continue doing business with INSURICA every year

## PARTNERS

People are judged by the company they keep. INSURICA Education partners with risk management and insurance associations to develop the expertise and resources that truly make a difference in the safety and operation of schools.



## A HIGHER DEGREE OF COVERAGE

Schools need a long-term risk management strategy to ensure they are achieving budget stability and the lowest long-term cost. INSURICA Education works with each client to help navigate key aspects of risk management including global insurance market access, risk management resources, and claims management to provide a total solution to reduce cost and enhance safety for all.

Global Insurance  
Market Access

Risk  
Management  
Resources

Claims  
Management  
Partner



## GLOBAL INSURANCE MARKET ACCESS

As part of an \$14 Billion group with over 50 years of experience, we have access to the most competitive insurance markets in the world. Each type of insurance market provides unique advantages. We leverage our size and experience to ensure we utilize the benefits of all markets to develop the best long-term solution for our clients.



**Catastrophe Bonds**



**Risk Purchase Groups**




**Reinsurance**



**Self Insurance**



**Surplus Lines Insurers**



**Risk Pools**



**Risk Retention Groups**



**Admitted Insurers**



## RISK MANAGEMENT RESOURCES

### PROPERTY VALUATION

Accurate building and contents valuation is critical for maintaining adequate coverage of school assets. All too often, property values are a combination of in-house estimates with inadequate documentation of improvements or additions over the years. Rising construction costs combined with an outdated property valuation can create unacceptable exposure to the fund balance in the event of a major property claim.

INSURICA Education can provide annual property valuations to confirm the buildings and contents are properly valued at replacement cost.

### FACILITY SURVEYS

Government codes often require schools to have a Multi-Hazard Emergency Operations Plan, including performing Safety and Security Audits. INSURICA Education can provide a school risk assessment, reviewing safety policies and training, as well as physical hazard risks to help the entity maintain the highest safety standards.

### DRIVER TRAINING

School drivers work in a mobile, dynamic environment. Traffic, routes, weather, and passenger distractions can all affect driver performance. With so many commuters in their care, we want to ensure they have the best training available. INSURICA Education Driver Training provides bus and car driver education to help drivers improve and maintain the highest standard in public transportation

## **RISK MANAGEMENT RESOURCES (CONT.)**

### **LIABILITY TRAINING**

While some states provide some form of tort immunity, new liability issues such as social networking sites, “cyber bullying” and “sexting” are creating challenges for administrators as they develop policies in response to these issues. INSURICA Education offers an online liability training resource for all school employees, providing state-of-the-art training in critical issues such as child-safe environments, sexual harassment, discrimination and workplace ethics.

### **SAFETY AND SECURITY AUDITS**

Many government codes require schools to conduct facility security audits frequently. Schools may also be required to report the results of security audits to state safety centers in addition to their local board of trustees. INSURICA Education can provide Safety and Security Audits for clients to help ensure compliance with state-mandated procedures and improve safety and security at all facilities.

### **OPERATIONAL DISASTER RECOVERY**

If struck by a catastrophic event, schools must regain operational status as quickly as possible. Not only for business purposes — in many cases the use of public facilities will play a crucial role in community relief efforts. INSURICA Education/Agility Operational Disaster recovery provides school access to vital resources such as power generators, fuel, mobile offices/computing, satellite internet and phone connectivity — usually within 24/48 hours after notification.

## YOUR CLAIMS MANAGEMENT PARTNER

Schools are a cornerstone of the local community. Not only responsible for serving the public, schools often act as community shelters in an emergency. If schools are not operational, often neither is the community.

Managing a catastrophic claim can be daunting and involves many parties with independent interests – claims adjusters, contractors, consultants, engineers, lawyers and others. INSURICA Education Claims professionals have unmatched experience in school claims, and is your partner in simplifying an otherwise complex process.



## INSURICA 24/7

Proactive risk management requires a strategic focus. INSURICA 24/7 streamlines the process for managing your loss exposures, and includes effective methods for communicating the benefits of your strategy to board members and administrators.

# INSURICA<sup>24/7</sup>



### **STEP 1 – WELCOME PACKET**

Bind Coverage | Process Coverage Documents | Vehicle ID Cards

### **STEP 2 – RISK ASSESSMENT**

Site Surveys | Property Valuations | Safety Plans

### **STEP 3 – RISK MANAGEMENT RESOURCES**

Disaster Recovery | Driver Training | Employee Training

### **STEP 4 – 180-DAY CHECKPOINT**

Claims Review | Coverage/Deductible Analysis | Market Updates

### **STEP 5 – RENEWAL STRATEGY**

Review and Verify Strategy | Review Renewal Options | Communication Strategy

# REMEMBER

## What INSURICA 24/7 has to offer!

INSURICA 24/7 is a client portal that enables you to access insurance information, view documents, Certificates of Insurance, and auto ID cards online or via the INSURICA 24/7 Mobile App. With access to your information where and when you need it, you can focus on your students and district rather than your insurance.



## ON-DEMAND ACCESS...

### Simply log in to:

- Download certificates and auto ID cards
- Access insurance documents including policies, endorsements, schedules, signed forms, bonds, and risk control documents
- View Team contact information

## Why Choose Us:

- 24/7 access to your account
- Access to your policy information for review

## Reach Us Any Time:

- Standard business hours in our office
- Access online anytime
- 24/7 account access via the INSURICA 24/7 Mobile App



ORDER AUTHORIZING THE ISSUANCE OF FRIENDSWOOD INDEPENDENT SCHOOL DISTRICT MAINTENANCE TAX REFUNDING BONDS, SERIES 2026; SETTING CERTAIN PARAMETERS FOR THE BONDS; AUTHORIZING THE PRICING OFFICER TO APPROVE THE AMOUNT, THE INTEREST RATE, AND PRICE, INCLUDING THE TERMS THEREOF; AUTHORIZING THE REDEMPTION PRIOR TO MATURITY OF CERTAIN OUTSTANDING NOTES; AND CERTAIN OTHER PROCEDURES AND PROVISIONS RELATED THERETO

THE STATE OF TEXAS §  
COUNTIES OF GALVESTON AND BRAZORIA §  
FRIENDSWOOD INDEPENDENT SCHOOL DISTRICT §

WHEREAS, Friendswood Independent School District (the “District”) has heretofore issued the notes described in Exhibit A attached hereto and as more particularly described in the Officer’s Pricing Certificate (defined herein); and

WHEREAS, the District desires to refund a portion of said notes (the “Refunded Notes”), as more particularly identified in the Officer’s Pricing Certificate, in advance of their maturities; and

WHEREAS, Chapter 1207, Texas Government Code, authorizes the District to issue refunding bonds for the purpose of refunding the Refunded Notes in advance of their maturities, and to accomplish such refunding by depositing directly with a paying agent for the Refunded Notes (or other qualified escrow agent), the proceeds of such refunding bonds, together with other available funds, if necessary, in an amount sufficient to provide for the payment or redemption of the Refunded Notes, and provides that such deposit shall constitute the making of firm banking and financial arrangements for the discharge and final payment or redemption of the Refunded Notes; and

WHEREAS, the District desires to authorize the execution of an escrow agreement, as necessary, and provide for the deposit of proceeds of the refunding bonds, together with other lawfully available funds of the District, to pay the Refunded Notes; and

WHEREAS, upon the issuance of the refunding bonds herein authorized and the deposit of funds referred to above, the Refunded Notes shall no longer be regarded as being outstanding, except for the purpose of being paid pursuant to such deposit, and the pledges, liens, trusts, and all other covenants, provisions, terms, and conditions of the orders authorizing the issuance of the Refunded Notes shall be, with respect to the Refunded Notes, discharged, terminated, and defeased; and

WHEREAS, pursuant to Sections 1207.007, Texas Government Code, the District desires to delegate the authority to the Superintendent and Chief Financial Officer to effect the sale of the Bonds; Now, therefore

BE IT ORDERED BY THE BOARD OF TRUSTEES OF FRIENDSWOOD INDEPENDENT SCHOOL DISTRICT:

1. Recitals; Consideration. It is hereby found and determined that the matters and facts set out in the preamble to this Order are true and correct. The Board hereby finds and determines that the issuance of the Bonds for the purposes described herein is in the best interest of the District.

It is hereby found and determined that the refunding contemplated in this Order will benefit the District by providing a present value savings in the debt service payable by the District, and that such benefit is sufficient consideration for the refunding of the Refunded Notes, and that the issuance of the refunding bonds is in the best interests of the District.

2. Definitions. Throughout this Order the following terms and expressions as used herein shall have the meanings set forth below:

“Blanket Letter of Representations” means the Blanket Letter of Representations between the District, the Registrar and DTC.

“Board” means the Board of Trustees of the District.

“Bonds” means any one or more series of Friendswood Independent School District Maintenance Tax Refunding Bonds, Series 2026 authorized in this Order, unless the context clearly indicates otherwise.

“Business Day” means any day which is not a Saturday, Sunday, or a day on which the Registrar is authorized by law or executive order to close.

“Capital Appreciation Bonds” means those Bonds bearing compound interest at the rate set out in the Officer’s Pricing Certificate to accrete from their date of delivery and compounding on the dates set forth in the Officer’s Pricing Certificate, payable only at maturity.

“Chief Financial Officer” means Amber Petree, or any successor in that office designated by the Board.

“Closing Date” means the date of delivery of the applicable series of the Bonds to the Underwriter.

“Code” means the Internal Revenue Code of 1986, as amended.

“Comptroller” means the Comptroller of Public Accounts of the State of Texas.

“Current Interest Bonds” mean those Bonds on which interest is paid semiannually on the Interest Payment Dates.

“Debt Service Fund” means the interest and sinking fund for payment of the Bonds established by the District in Section 19 of this Order.

“District” means the Friendswood Independent School District.

“DTC” means The Depository Trust Company of New York, New York, or any successor securities depository.

“DTC Participant” means brokers and dealers, banks, trust companies, clearing corporations, and certain other organizations on whose behalf DTC was created to hold securities to facilitate the clearance and settlement of securities transactions among DTC Participants.

“Escrow Agent” means The Bank of New York Mellon Trust Company, N.A., or other paying agent/registrars for the Bonds designated in the Officer’s Pricing Certificate, and any successors in that capacity.

“Escrow Agreement” means an agreement between the District and the Escrow Agent relating to the escrow of funds to pay the Refunded Notes.

“Initial Bonds” means each Initial Current Interest Bond and each Initial Capital Appreciation Bond.

“Initial Capital Appreciation Bond” means an Initial Capital Appreciation Bond authorized by Section 4(b)(ii).

“Initial Current Interest Bond” means an Initial Current Interest Bond authorized by Section 4(b)(i).

“Interest Payment Date”, when used in connection with any Current Interest Bond, means the dates set forth in the Officer’s Pricing Certificate.

“Officer’s Pricing Certificate” means each certificate signed by the Pricing Officer and containing the information regarding each series of the Bonds specified herein.

“Order” as used herein and in the Bonds means this order authorizing the Bonds.

“Owner” means any person who shall be the registered owner of any outstanding Bond.

“Pricing Officer” means the Superintendent and/or Chief Financial Officer of the District.

“Purchase Agreement” means a private placement letter, bond purchase agreement, or official bid form, as applicable, between the District and the Underwriter pertaining to the sale of the Bonds.

“Record Date” means, for any Interest Payment Date, the close of business on the last Business Day of the month next preceding each Interest Payment Date or as otherwise indicated in the Officer’s Pricing Certificate for a specific series of Bonds.

“Refunded Notes” means any of those notes of the District described in Exhibit A attached hereto and as more particularly described in the Officer’s Pricing Certificate.

“Refunding Bonds” shall mean Bonds issued pursuant to and for the purposes set forth in Section 3 of this Order.

“Register” means the books of registration kept by the Registrar, in which are maintained the names and addresses of, and the principal amounts of the Bonds registered to, each Owner.

“Registrar” means The Bank of New York Mellon Trust Company, N.A., or other paying agent/registrant for the Bonds designated in the Officer’s Pricing Certificate, and any successors in that capacity.

“Report” means the report of a certified public accountant or a firm thereof verifying the accuracy of certain mathematical computations relating to the Bonds and Refunded Notes.

“Superintendent” means Thad Roher, or any successor in that office designated by the Board.

“Underwriter” means the initial purchaser or purchasers of the Bonds identified in each Officer’s Pricing Certificate.

3. Authorization. The Bonds may be issued, from time to time, in fully registered form, without coupons, in a maximum principal amount not to exceed \$3,415,000 for the purpose of refunding the Refunded Notes, under and in strict conformity with the Constitution and laws of the State of Texas, particularly Chapters 1207, Texas Government Code and to pay the costs of issuing the Bonds.

4. Delegation of Authority. As authorized by Section 1207.007, Texas Government Code, any Pricing Officer is hereby authorized to act on behalf of the District through a date six months from the date of this Order in selling and delivering Bonds, on a taxable or tax-exempt basis, subject to the conditions and carrying out the other procedures as set forth below.

(a) Designation. The Bonds shall be designated as “FRIENDSWOOD INDEPENDENT SCHOOL DISTRICT MAINTENANCE TAX REFUNDING BONDS, SERIES 2026” or as otherwise designated in the Officer’s Pricing Certificate.

(b) The Bonds may be issued as Current Interest Bonds and/or Capital Appreciation Bonds.

(i) Each Initial Current Interest Bond shall be numbered ICI-1 and all other Current Interest Bonds shall be numbered in sequence beginning with RCI-1. Current Interest Bonds delivered on transfer of or in exchange for other Current Interest Bonds shall be numbered in order of their authentication by the Registrar, shall be in the denomination of \$5,000 or integral multiples thereof, and shall

mature on the same date and bear interest at the same rate as the Bond or Bonds in lieu of which they are delivered.

- (ii) Each Capital Appreciation Bonds, if any, shall be initially issued bearing compound interest at the rates set out in the Officer's Pricing Certificate. The Initial Capital Appreciation Bond shall be numbered ICA-1 and all other Capital Appreciation Bonds shall be numbered in sequence beginning with RCA-1. Capital Appreciation Bonds delivered on transfer of or in exchange for other Capital Appreciation Bonds shall be numbered in order of their authentication by the Registrar, shall be in the Maturity Amount of \$5,000 or integral multiples thereof, and shall mature on the same date and bear interest at the same rate as the Bond or Bonds in lieu of which they are delivered.

(c) Date, Denomination, Interest Rates, and Maturities. The Bonds shall be dated as set forth in the Officer's Pricing Certificate, shall mature on the dates in each of the years and in the amounts set out in the Officer's Pricing Certificate, shall be subject to prior optional and mandatory redemption on the dates for the redemption prices and in the amounts set out in the Officer's Pricing Certificate, and shall bear interest at rates and from their issue date as set out in the Officer's Pricing Certificate payable on each Interest Payment Date.

(d) Selling and Delivering Bonds. The Pricing Officer shall determine the method and manner of sale of the Bonds, any optional redemption or mandatory sinking fund redemption provisions for the Bonds, determine whether the Bonds will be issued as Current Interest Bonds and/or Capital Appreciation Bonds, select any specific maturities of the Refunded Notes to be refunded, the selection of the particular maturities and principal amounts of the Refunded Notes, and all other matters not expressly provided in this Order, relating to the issuance, sale and delivery of the Bonds, all of which shall be specified in the Officer's Pricing Certificate; provided that:

- (i) the sum of the principal amount of all Refunding Bonds may not exceed the maximum principal amount authorized in Section 3 hereof;
- (ii) the net effective interest rate on each series of the Bonds shall not exceed the maximum rate allowed by Chapter 1204, Texas Government Code, as amended;
- (iii) the sum of the principal amount, plus any net premium from the sale of the Refunding Bonds, plus other available funds of the District (as necessary), must be sufficient to provide amounts necessary to fund the costs and expenses of refunding the Refunded Notes and the estimated costs of issuance of the Refunding Bonds;
- (iv) the net present value savings in debt service resulting from any refunding of the Refunded Notes shall be at least 2.50% of the principal amount of the Refunded Notes; and

- (v) no Refunding Bonds shall mature later than the Refunded Notes that such Bonds were issued to refund.

(f) Sale; Purchase Agreement. The Bonds shall be sold and delivered to the Underwriter at a price to be set forth in the Officer's Pricing Certificate, in accordance with the terms of a the Purchase Agreement to be approved by the Pricing Officer. The Pricing Officer is authorized and directed to execute the Purchase Agreement on behalf of the District, and the Pricing Officer, President of the Board and all other officers, agents and representatives of the District are hereby authorized to do any and all things necessary or desirable to satisfy the conditions set out therein and to provide for the issuance and delivery of the Bonds.

(g) Use of Proceeds. Proceeds from the sale of the Bonds shall, promptly upon receipt by the District, be applied as follows:

- (i) Accrued interest, if any, in the amount of \$\_\_\_\_\_<sup>1</sup> and, if necessary, net premium on the Bonds in the amount of \$\_\_\_\_\_<sup>2</sup>, shall be deposited into the Debt Service Fund.
- (ii) Net premium on the Bonds in the amount of \$\_\_\_\_\_<sup>3</sup> shall be used to pay the costs of issuance.
- (iii) Net premium on the Bonds in the amount of \$\_\_\_\_\_<sup>4</sup> shall be used to pay the underwriter's discount.
- (iv) Bond proceeds in the amount of \$\_\_\_\_\_<sup>5</sup>, and, if necessary, other available funds from the District in the amount of \$\_\_\_\_\_<sup>6</sup> from the Debt Service Fund shall be deposited directly with the paying agent/registrars for the Refunded Notes or applied to establish an escrow fund to refund the Refunded Notes, and, to the extent not otherwise provided for, to pay all expenses arising in connection with the issuance of the Bonds, the establishment of such escrow fund and the refunding of the Refunded Notes. Any proceeds of the Bonds remaining after making all such deposits and payments shall be deposited into the Debt Service Fund.

---

<sup>1</sup> Insert from Officer's Pricing Certificate.

<sup>2</sup> Insert from Officer's Pricing Certificate.

<sup>3</sup> Insert from Officers Pricing Certificate.

<sup>4</sup> Insert from Officers Pricing Certificate.

<sup>5</sup> Insert from Officers Pricing Certificate.

<sup>6</sup> Insert from Officers Pricing Certificate.

5. Execution and Registration of Bonds. (a) The Bonds shall be signed by the President or Vice President of the Board and countersigned by the Secretary or Assistant Secretary of the Board, by their manual, lithographed, or facsimile signatures, and the official seal of the District shall be impressed or placed in facsimile thereon. Such facsimile signatures on the Bonds shall have the same effect as if each of the Bonds had been signed manually and in person by each of said officers, and such facsimile seal on the Bonds shall have the same effect as if the official seal of the District had been manually impressed upon each of the Bonds.

(b) If any officer of the District whose manual or facsimile signature shall appear on the Bonds shall cease to be such officer before the authentication of such Bonds or before the delivery of such Bonds, such manual or facsimile signature shall nevertheless be valid and sufficient for all purposes as if such officer had remained in such office.

(c) Except as provided below, no Bond shall be valid or obligatory for any purpose or be entitled to any security or benefit of this Order unless and until there appears thereon the Registrar's Authentication Certificate substantially in the form provided herein, duly authenticated by manual execution by an officer or duly authorized signatory of the Registrar. In lieu of the executed Registrar's Authentication Certificate described above, the Initial Bonds delivered at the Closing Date shall have attached thereto the Comptroller's Registration Certificate substantially in the form provided herein, manually executed by the Comptroller, or by her duly authorized agent, which certificates shall be evidence that the Initial Bonds have been duly approved by the Attorney General of the State of Texas and that they are valid and binding obligations of the District and have been registered by the Comptroller.

(d) On the Closing Date, the Initial Bonds, payable in stated installments to the Underwriter or their designee, executed by manual or facsimile signature of the President or Vice President of the Board and Secretary of the Board, approved by the Attorney General, and registered and manually signed by the Comptroller, shall be delivered to the Underwriter or their designee. Upon payment for the Initial Bonds, the Registrar shall cancel the Initial Bonds and definitive Bonds shall be delivered to DTC.

6. Payment of Principal and Interest. The Registrar is hereby appointed as the paying agent for the Bonds. The principal of the Bonds shall be payable, without exchange or collection charges, in any coin or currency of the United States of America which, on the date of payment, is legal tender for the payment of debts due the United States of America, upon their presentation and surrender as they respectively become due and payable at the principal payment office of the Registrar, in Dallas, Texas. The interest on each Bond shall be payable on each Interest Payment Date, by check mailed by the Registrar on or before the Interest Payment Date to the Owner of record as of the Record Date, to the address of such Owner as shown on the Register.

If the date for payment of the principal of or interest on any Bond is not a Business Day, then the date for such payment shall be the next succeeding Business Day with the same force and effect as if made on the date payment was originally due.

7. Successor Registrars. The District covenants that at all times while any Bonds are outstanding it will provide a commercial bank or trust company, organized under the laws of the

United States or any state, duly qualified to serve as and perform the duties and services of Registrar for the Bonds. The District reserves the right to change the Registrar for the Bonds on not less than thirty (30) days written notice to the Registrar, so long as any such notice is effective not less than sixty (60) days prior to the next succeeding principal or interest payment date on the Bonds. Promptly upon the appointment of any successor Registrar, the previous Registrar shall deliver the Register or copies thereof to the new Registrar, and the new Registrar shall notify each Owner, by United States mail, first class postage prepaid, of such change and of the address of the new Registrar. Each Registrar hereunder, by acting in that capacity, shall be deemed to have agreed to the provisions of this Section.

8. Special Record Date. If interest on any Bond is not paid on any Interest Payment Date and continues unpaid for thirty (30) days thereafter, the Registrar shall establish a new record date for the payment of such interest, to be known as a Special Record Date. The Registrar shall establish a Special Record Date when funds to make such interest payment are received from or on behalf of the District. Such Special Record Date shall be fifteen (15) days prior to the date fixed for payment of such past due interest, and notice of the date of payment and the Special Record Date shall be sent by United States mail, first class, postage prepaid, not later than five (5) days prior to the Special Record Date, to each affected Owner of record as of the close of business on the day prior to the mailing of such notice.

9. Book-Entry Only System. (a) The Initial Bonds shall be registered in the name as designated in the Officer's Pricing Certificate. Except as provided in Section 10 hereof, all other Bonds shall be registered in the name of Cede & Co., as nominee of DTC.

(b) With respect to Bonds registered in the name of Cede & Co., as nominee of DTC, the District and the Registrar shall have no responsibility or obligation to any DTC Participant or to any person on behalf of whom such DTC Participant holds an interest in the Bonds, except as provided in this Order. Without limiting the immediately preceding sentence, the District and the Registrar shall have no responsibility or obligation with respect to (i) the accuracy of the records of DTC, Cede & Co. or any DTC Participant with respect to any ownership interest in the Bonds, (ii) the delivery to any DTC Participant or any other person, other than an Owner, as shown on the Register, of any notice with respect to the Bonds, including any notice of redemption, or (iii) the payment to any DTC Participant or any other person, other than an Owner, as shown on the Register, of any amount with respect to principal of, premium, if any, or interest on the Bonds. Notwithstanding any other provision of this Order to the contrary, the District and the Registrar shall be entitled to treat and consider the person in whose name each Bond is registered in the Register as the absolute Owner of such Bond for the purpose of payment of principal of and interest on the Bonds, for the purpose of giving notices of redemption and other matters with respect to such Bond, for the purpose of registering transfer with respect to such Bond, and for all other purposes whatsoever. The Registrar shall pay all principal of, premium, if any, and interest on the Bonds only to or upon the order of the respective Owners, as shown in the Register as provided in this Order, or their respective attorneys duly authorized in writing, and all such payments shall be valid and effective to fully satisfy and discharge the District's obligations with respect to payments of principal, premium, if any, and interest on the Bonds to the extent of the sum or sums so paid. No person other than an Owner, as shown in the Register, shall receive a Bond certificate evidencing the obligation of the District to make payments of amounts due pursuant to this Order.

Upon delivery by DTC to the Registrar of written notice to the effect that DTC has determined to substitute a new nominee in place of Cede & Co., and subject to the provisions of this Order with respect to interest checks being mailed to the Owner of record as of the Record Date, the phrase "Cede & Co." in this Order shall refer to such new nominee of DTC.

10. Successor Securities Depository; Transfer Outside Book-Entry Only System. In the event that the District, in its sole discretion, determines that the beneficial owners of the Bonds should be able to obtain certificated Bonds, or in the event DTC discontinues the services described herein, the District shall (i) appoint a successor securities depository, qualified to act as such under Section 17(a) of the Securities and Exchange Act of 1934, as amended, notify DTC and DTC Participants, as identified by DTC, of the appointment of such successor securities depository and transfer one or more separate Bonds to such successor securities depository or (ii) notify DTC and DTC Participants, as identified by DTC, of the availability through DTC of Bonds and transfer one or more separate Bonds to DTC Participants having Bonds credited to their DTC accounts, as identified by DTC. In such event, the Bonds shall no longer be restricted to being registered in the Register in the name of Cede & Co., as nominee of DTC, but may be registered in the name of the successor securities depository, or its nominee, or in whatever name or names Owners transferring or exchanging Bonds shall designate, in accordance with the provisions of this Order.

11. Payments to Cede & Co. Notwithstanding any other provision of this Order to the contrary, so long as any Bonds are registered in the name of Cede & Co., as nominee of DTC, all payments with respect to principal of, premium, if any, and interest on such Bonds, and all notices with respect to such Bonds, shall be made and given, respectively, in the manner provided in the Blanket Letter of Representations.

12. Ownership; Unclaimed Principal and Interest. The District, the Registrar, and any other person may treat the person in whose name any Bond is registered as the absolute owner of such Bond for the purpose of making and receiving payment of the principal of or interest on such Bond, and for all other purposes, whether or not such Bond is overdue, and neither the District nor the Registrar shall be bound by any notice or knowledge to the contrary. All payments made to the person deemed to be the Owner of any Bond in accordance with this Section shall be valid and effectual and shall discharge the liability of the District and the Registrar upon such Bond to the extent of the sums paid.

Amounts held by the Registrar that represent principal of and interest on the Bonds remaining unclaimed by the Owner after the expiration of three (3) years from the date such amounts have become due and payable shall be reported and disposed of by the Registrar in accordance with the applicable provisions of Texas law including, to the extent applicable, Title 6 of the Texas Property Code.

13. Registration, Transfer, and Exchange. So long as any Bonds remain outstanding, the Registrar shall keep the Register at its principal payment office in Dallas, Texas. Subject to such reasonable regulations as it may prescribe, the Registrar shall provide for the registration and transfer of Bonds in accordance with the terms of this Order.

Each Bond shall be transferable only upon the presentation and surrender thereof at the

principal payment office of the Registrar in Dallas, Texas, duly endorsed for transfer, or accompanied by an assignment duly executed by the registered Owner or his authorized representative in form satisfactory to the Registrar. Upon due presentation of any Bond for transfer, the Registrar shall authenticate and deliver in exchange therefor, within three (3) Business Days after such presentation, a new Bond or Bonds of the same type registered in the name of the transferee or transferees, in authorized denominations and of the same maturity and aggregate principal amount and bearing interest at the same rate as the Bond or Bonds so presented.

All Bonds shall be exchangeable upon presentation and surrender thereof at the principal payment office of the Registrar in Dallas, Texas, for a Bond or Bonds of the same type, maturity, and interest rate in any authorized denomination, in an aggregate amount equal to the unpaid principal amount of the Bond or Bonds presented for exchange. The Registrar shall be and is hereby authorized to authenticate and deliver exchange Bonds in accordance with the provisions of this Section. Each Bond delivered in accordance with this Section shall be entitled to the benefits and security of this Order to the same extent as the Bond or Bonds in lieu of which such Bond is delivered.

The District or the Registrar may require the Owner of any Bond to pay a sum sufficient to cover any tax or other governmental charge that may be imposed in connection with the transfer or exchange of such Bond. Any fee or charge of the Registrar for such transfer or exchange shall be paid by the District.

14. Mutilated, Lost, or Stolen Bonds. Upon the presentation and surrender to the Registrar of a mutilated Bond, the Registrar shall authenticate and deliver in exchange therefor a replacement Bond of like maturity, interest rate, and principal amount, bearing a number not contemporaneously outstanding. If any Bond is lost, apparently destroyed, or wrongfully taken, the District, pursuant to the applicable laws of the State of Texas and in the absence of notice or knowledge that such Bond has been acquired by a bona fide purchaser, shall authorize and the Registrar shall authenticate and deliver a replacement Bond of like maturity, interest rate, and principal amount, bearing a number not contemporaneously outstanding.

The District or the Registrar may require the Owner of a mutilated Bond to pay a sum sufficient to cover any tax or other governmental charge that may be imposed in connection therewith and any other expenses connected therewith, including the fees and expenses of the Registrar. The District or the Registrar may require the Owner of a lost, apparently destroyed, or wrongfully taken Bond, before any replacement Bond is issued, to:

- (1) furnish to the District and the Registrar satisfactory evidence of the ownership of and the circumstances of the loss, destruction or theft of such Bond;
- (2) furnish such security or indemnity as may be required by the Registrar and the District to save them harmless;

- (3) pay all expenses and charges in connection therewith, including, but not limited to, printing costs, legal fees, fees of the Registrar and any tax or other governmental charge that may be imposed; and
- (4) meet any other reasonable requirements of the District and the Registrar.

If, after the delivery of such replacement Bond, a bona fide purchaser of the original Bond in lieu of which such replacement Bond was issued presents for payment such original Bond, the District and the Registrar shall be entitled to recover such replacement Bond from the person to whom it was delivered or any person taking therefrom, except a bona fide purchaser, and shall be entitled to recover upon the security or indemnity provided therefor to the extent of any loss, damage, cost or expense incurred by the District or the Registrar in connection therewith.

If any such mutilated, lost, apparently destroyed, or wrongfully taken Bond has become or is about to become due and payable, the District in its discretion may, instead of issuing a replacement Bond, authorize the Registrar to pay such Bond.

Each replacement Bond delivered in accordance with this Section shall be entitled to the benefits and security of this Order to the same extent as the Bond or Bonds in lieu of which such replacement Bond is delivered.

15. Cancellation of Bonds. All Bonds paid in accordance with this Order, and all Bonds in lieu of which exchange Bonds or replacement Bonds are authenticated and delivered in accordance herewith, shall be cancelled and destroyed upon the making of proper records regarding such payment. The Registrar shall furnish the District with appropriate certificates of destruction of such Bonds.

16. Optional and/or Mandatory Redemption; Defeasance. The Bonds are subject to optional and/or mandatory redemption as set forth in the Form of Bonds and in the Officer's Pricing Certificate.

Notice of any redemption identifying the Bonds to be redeemed in whole or in part shall be given by the Registrar at least thirty (30) days prior to the date fixed for redemption by sending written notice by first class mail to the Owner of each Bond to be redeemed in whole or in part at the address shown on the Register. Such notices shall state the redemption date, the redemption price, the place at which Bonds are to be surrendered for payment, and if less than all Bonds of a particular maturity are to be redeemed, the numbers of the Bonds or portions thereof of such maturity to be redeemed. Any notice given as provided in this Section shall be conclusively presumed to have been duly given, whether or not the Owner receives such notice. By the date fixed for redemption, due provision shall be made with the Registrar for payment of the redemption price of the Bonds or portions thereof to be redeemed. When Bonds have been called for redemption in whole or in part and due provision has been made to redeem same as herein provided, the Bonds or portions thereof so redeemed shall no longer be regarded as outstanding except for the purpose of receiving payment solely from the funds so provided for redemption, and the rights of the Owners to collect interest which would otherwise accrue after the redemption date

on any Bond or portion thereof called for redemption shall terminate on the date fixed for redemption.

The Bonds may be discharged, defeased, redeemed, or refunded in any manner now or hereafter permitted by law.

17. Forms. The form of the Bonds, including the form of Registration Certificate of the Comptroller, which shall be attached or affixed to each Initial Bond, the form of the Registrar's Authentication Certificate, the form of Assignment and the form of Guarantee Endorsement of the Commissioner of Education of the State of Texas and the Statement of Bond Insurance, if applicable, shall be, respectively, substantially as follows, with such additions, deletions and variations as may be required by the Superintendent and/or Chief Financial Officer, necessary or desirable and not prohibited by this Order:

(a) Form of Current Interest Bond.

UNITED STATES OF AMERICA  
STATE OF TEXAS  
COUNTIES OF GALVESTON AND BRAZORIA

REGISTERED  
NUMBER

\_\_\_\_\_

REGISTERED  
DENOMINATION  
\$ \_\_\_\_\_

FRIENDSWOOD INDEPENDENT SCHOOL DISTRICT  
MAINTENANCE TAX REFUNDING BONDS  
SERIES 2026

INTEREST RATE: MATURITY DATE: ISSUANCE DATE: DATED DATE: CUSIP:

\_\_\_\_\_

REGISTERED OWNER:

PRINCIPAL AMOUNT:

DOLLARS

FRIENDSWOOD INDEPENDENT SCHOOL DISTRICT (the "District") promises to pay to the registered owner identified above, or registered assigns, on the maturity date specified above, upon presentation and surrender of this Bond at the principal payment office of The Bank of New York Mellon Trust Company, N.A. (the "Registrar"), the principal amount identified above, payable in any coin or currency of the United States of America which on the date of payment is legal tender for the payment of debts due the United States of America, and to pay interest thereon at the rate shown above, calculated on the basis of a 360-day year of twelve 30-day months, from the Issuance Date, or the most recent interest payment date to which interest has been paid or duly

<sup>7</sup> Insert from Officer's Pricing Certificate.

provided for. Interest on this Bond is payable by check on \_\_\_\_\_<sup>8</sup> and \_\_\_\_\_<sup>9</sup> beginning on \_\_\_\_\_<sup>10</sup>, mailed to the registered owner as shown on the books of registration kept by the Registrar as of the close of business on the last business day of the month next preceding each interest payment date.

THIS BOND is one of a duly authorized issue of Bonds, aggregating \$ \_\_\_\_\_<sup>11</sup> (the “Bonds”), issued for the purpose of refunding certain outstanding bonds of the District pursuant to Chapters 1207, Texas Government Code, and pursuant to an order adopted by the Board of Trustees of the District (the “Order”), which Order is of record in the official minutes of the District. [The Bonds are issued as (i) Bonds in the aggregate principal amount of \$ \_\_\_\_\_<sup>12</sup> which pay interest only at maturity, and (ii) Bonds in the aggregate principal amount of \$ \_\_\_\_\_<sup>13</sup> which pay interest semiannually until maturity or earlier redemption.]<sup>14</sup>

[THE DISTRICT RESERVES THE RIGHT, at its option, to redeem Bonds maturing on or after \_\_\_\_\_<sup>15</sup>, in whole or from time to time in part, in integral multiples of \$5,000, on \_\_\_\_\_<sup>16</sup>, or any date thereafter at par plus accrued interest on the principal amounts called for redemption to the date fixed for redemption. If less than all the Bonds are to be redeemed, the District shall select the Bonds to be redeemed.]<sup>17</sup>

[If applicable, mandatory redemption language]<sup>18</sup>

[NOTICE OF ANY REDEMPTION shall be given by the Registrar at least thirty (30) days prior to the date fixed for redemption by first class mail, addressed to the registered owners of each Bond to be redeemed in whole or in part at the address shown on the books of registration kept by the Registrar. When Bonds or portions thereof have been called for redemption, and due provision has been made to redeem the same, the principal amounts so redeemed shall be payable solely from the funds provided for redemption, and interest which would otherwise accrue on the amounts

---

<sup>8</sup> Insert from Officer’s Pricing Certificate.

<sup>9</sup> Insert from Officer’s Pricing Certificate.

<sup>10</sup> Insert from Officer’s Pricing Certificate.

<sup>11</sup> Insert from Officer’s Pricing Certificate.

<sup>12</sup> Insert from Officer’s Pricing Certificate.

<sup>13</sup> Insert from Officer’s Pricing Certificate.

<sup>14</sup> Remove bracketed information if no Capital Appreciation Bonds are issued.

<sup>15</sup> Insert from Officer’s Pricing Certificate.

<sup>16</sup> Insert from Officer’s Pricing Certificate.

<sup>17</sup> Remove bracketed language if Bonds are not subject to optional redemption.

<sup>18</sup> Insert from Officer’s Pricing Certificate.

called for redemption shall terminate on the date fixed for redemption.]<sup>19</sup>

THIS BOND IS TRANSFERABLE only upon presentation and surrender at the principal payment office of the Registrar in Dallas, Texas, duly endorsed for transfer or accompanied by an assignment duly executed by the registered owner or his authorized representative, subject to the terms and conditions of the Order.

THIS BOND IS EXCHANGEABLE at the principal payment office of the Registrar in Dallas, Texas, for Bonds in the denomination of \$5,000 or any integral multiple thereof, subject to the terms and conditions of the Order.

THIS BOND shall not be valid or obligatory for any purpose or be entitled to any benefit under the Order unless this Bond is either (i) registered by the Comptroller of Public Accounts of the State of Texas by registration certificate attached or affixed hereto or (ii) authenticated by the Registrar by due execution of the authentication certificate endorsed hereon.

THE REGISTERED OWNER of this Bond, by acceptance hereof, acknowledges and agrees to be bound by all the terms and conditions of the Order.

THE DISTRICT has covenanted in the Order that it will at all times provide a legally qualified registrar for the Bonds and will cause notice of any change of registrar to be mailed to each registered owner.

IT IS HEREBY certified, recited, and covenanted that this Bond has been duly and validly issued and delivered; that all acts, conditions, and things required or proper to be performed, to exist and to be done precedent to or in the issuance and delivery of this Bond have been performed, exist, and have been done in accordance with law; and that annual ad valorem maintenance taxes within the limits prescribed by law, sufficient to provide for the payment of the interest on and principal of this Bond, as such interest comes due and such principal matures, have been levied and ordered to be levied against all taxable property in the District, and have been pledged irrevocably for such payment.

IN WITNESS WHEREOF, this Bond has been signed with the manual or facsimile signature of the President or Vice President and countersigned with the manual or facsimile signature of the Secretary or Assistant Secretary, and the official seal of the District has been duly impressed, or placed in facsimile, on this Bond.

(AUTHENTICATION  
CERTIFICATE)

FRIENDSWOOD INDEPENDENT  
SCHOOL DISTRICT

---

President, Board of Trustees

---

<sup>19</sup> Remove bracketed information if Bonds are not subject to optional redemption

(SEAL)

\_\_\_\_\_  
Secretary, Board of Trustees

(b) Form of Capital Appreciation Bonds (if required).

UNITED STATES OF AMERICA  
STATE OF TEXAS  
COUNTIES OF GALVESTON AND BRAZORIA

REGISTERED  
NUMBER

\_\_\_\_\_

REGISTERED  
MATURITY

\$ \_\_\_\_\_

FRIENDSWOOD INDEPENDENT SCHOOL DISTRICT  
MAINTENANCE TAX REFUNDING BONDS  
SERIES 2026

MATURITY DATE:

ISSUANCE DATE:

\_\_\_\_\_  
20

CUSIP:

REGISTERED OWNER:

MATURITY AMOUNT:

DOLLARS

FRIENDSWOOD INDEPENDENT SCHOOL DISTRICT (the “District”) promises to pay to the registered owner identified above, or registered assigns, on the maturity date specified above, upon presentation and surrender of this Bond at the principal payment office of The Bank of New York Mellon Trust Company (the “Registrar”), the Maturity Amount identified above, representing the principal amount hereof and accrued and compounded interest hereon (both as shown in the table attached to this Bond), in any coin or currency of the United States of America which on the date of payment is legal tender for the payment of debts due the United States of America. The date of this Bond is \_\_\_\_\_<sup>21</sup>, but interest shall accrue on the principal amount hereof from the Issuance Date at the per annum rate specified on the Table of Accreted Values attached hereto. The Accreted Value (per \$5,000 of Maturity Amount) of this Bond, as of

\_\_\_\_\_  
<sup>20</sup> Insert from Officer’s Pricing Certificate.

<sup>21</sup> Insert from Officer’s Pricing Certificate.

the Issuance Date and as of each \_\_\_\_\_<sup>22</sup> and \_\_\_\_\_<sup>23</sup> is set forth in the Table of Accreted Values attached hereto. Such value as of any other date shall be determined by straight-line interpolation between such values.

THIS BOND is one of a duly authorized issue of Bonds, aggregating \$ \_\_\_\_\_<sup>24</sup> (the “Bonds”), issued for the purpose of refunding certain outstanding bonds of the District pursuant to Chapters 1207, Texas Government Code, and pursuant to an order adopted by the Board of Trustees of the District (the “Order”), which Order is of record in the official minutes of the District. The Bonds are issued as (i) Bonds in the aggregate principal amount of \$ \_\_\_\_\_<sup>25</sup> which pay interest only at maturity, and (ii) Bonds in the aggregate principal amount of \$ \_\_\_\_\_<sup>26</sup> which pay interest semiannually until maturity or earlier redemption.

THIS BOND IS TRANSFERABLE only upon presentation and surrender at the principal payment office of the Registrar, in Dallas, Texas, duly endorsed for transfer or accompanied by an assignment duly executed by the registered owner or his authorized representative, subject to the terms and conditions of the Order.

THIS BOND IS EXCHANGEABLE at the principal payment office of the Registrar, in Dallas, Texas, for Bonds in the denomination of \$5,000 or any integral multiple thereof, subject to the terms and conditions of the Order.

THIS BOND shall not be valid or obligatory for any purpose or be entitled to any benefit under the Order unless this Bond is either (i) registered by the Comptroller of Public Accounts of the State of Texas by registration certificate attached or affixed hereto or (ii) authenticated by the Registrar by due execution of the authentication certificate endorsed hereon.

THE REGISTERED OWNER of this Bond, by acceptance hereof, acknowledges and agrees to be bound by all the terms and conditions of the Order.

THE DISTRICT has covenanted in the Order that it will at all times provide a legally qualified registrar for the Bonds and will cause notice of any change of registrar to be mailed to each registered owner.

IT IS HEREBY certified, recited, and covenanted that this Bond has been duly and validly issued and delivered; that all acts, conditions, and things required or proper to be performed, to exist and to be done precedent to or in the issuance and delivery of this Bond have been performed, exist and have been done in accordance with law; and that annual ad valorem maintenance taxes,

---

<sup>22</sup> Insert from Officer’s Pricing Certificate.

<sup>23</sup> Insert from Officer’s Pricing Certificate.

<sup>24</sup> Insert from Officer’s Pricing Certificate.

<sup>25</sup> Insert from Officer’s Pricing Certificate.

<sup>26</sup> Insert from Officer’s Pricing Certificate.

within the limits prescribed by law, sufficient to provide for the payment of the interest on and principal of this Bond, as such interest comes due and such principal matures, have been levied and ordered to be levied against all taxable property in the District, and have been pledged irrevocably for such payment.

IN WITNESS WHEREOF, this Bond has been signed with the manual or facsimile signature of the President or Vice President and countersigned with the manual or facsimile signature of the Secretary or Assistant Secretary, and the official seal of the District has been duly impressed, or placed in facsimile, on this Bond.

(AUTHENTICATION  
CERTIFICATE)

FRIENDSWOOD INDEPENDENT  
SCHOOL DISTRICT

\_\_\_\_\_  
President, Board of Trustees

\_\_\_\_\_  
Secretary, Board of Trustees

(SEAL)

**TABLE OF ACCRETED VALUES<sup>27</sup>**

(c) Form of Comptroller's Registration Certificate.

COMPTROLLER'S REGISTRATION CERTIFICATE: REGISTER NO. \_\_\_\_\_

I hereby certify that this Bond has been examined, certified as to validity, and approved by the Attorney General of the State of Texas, and that this Bond has been registered by the Comptroller of Public Accounts of the State of Texas.

WITNESS MY SIGNATURE AND SEAL this \_\_\_\_\_.

\_\_\_\_\_  
Comptroller of Public Accounts  
of the State of Texas

(SEAL)

<sup>27</sup> Insert from Officer's Pricing Certificate.

(d) Form of Registrar's Authentication Certificate.

AUTHENTICATION CERTIFICATE

It is hereby certified that this Bond has been delivered pursuant to the Bond Order described in the text of this Bond.

The Bank of New York Mellon Trust Company, N.A.  
As Paying Agent/Registrar

By \_\_\_\_\_  
Authorized Signature  
Date of Authentication \_\_\_\_\_

(e) Form of Assignment.

ASSIGNMENT

For value received, the undersigned hereby sells, assigns, and transfers unto

\_\_\_\_\_  
\_\_\_\_\_  
(Please print or type name, address, and zip code of Transferee)

\_\_\_\_\_  
(Please insert Social Security or Taxpayer Identification Number of Transferee)  
the within Bond and all rights thereunder, and hereby irrevocably constitutes and appoints  
\_\_\_\_\_  
attorney to transfer said Bond on the books kept for registration thereof, with full power of  
substitution in the premises.

DATED: \_\_\_\_\_

Signature Guaranteed:  
\_\_\_\_\_

\_\_\_\_\_  
Registered Owner

NOTICE: The signature above must correspond to the name of the registered owner as shown on the face of this Bond in every particular, without any alteration, enlargement or change whatsoever.

\_\_\_\_\_  
NOTICE: Signature must be guaranteed by a member firm of the New York Stock Exchange or a commercial bank or trust company.

(f) Statement of Bond Insurance (if applicable). [Information to be inserted from the Officer's Pricing Certificate]

(g) The Initial Bond shall be in the form set forth in paragraphs (a), (b), (c), (e) and (f) of this Section, except for the following alterations:

(i) immediately under the name of the Current Interest Bond, the headings “INTEREST RATE” and “MATURITY DATE” shall both be completed with the words “As Shown Below” and the word “CUSIP” deleted; immediately under the name of the Capital Appreciation Bond, the heading “MATURITY DATE” shall be completed with the words “As Shown Below” and the word “CUSIP” deleted;

(ii) in the first paragraph of the Current Interest Bond, the words “on the maturity date specified above” and “at the rate shown above” shall be deleted and the following shall be inserted at the end of the first sentence “..., with such principal to be paid in installments on the dates, in each of the years and in the principal amounts identified in the following schedule and with such installments bearing interest at the per annum rates set forth in the following schedule:”

[Information to be inserted from schedule in the Officer’s Pricing Certificate]

(iii) in the first paragraph of the Capital Appreciation Bond, the words “on the maturity date specified above” shall be deleted, and the words “the Maturity Amount identified above” shall be replaced with “the Maturity Amounts shown in the schedule below”.

[Information to be inserted from schedule in the Officer’s Pricing Certificate]

(iv) the Initial Bonds shall be numbered ICI-1 and ICA-1, respectively.

18. CUSIP Numbers. CUSIP Numbers may be printed on the Bonds, but errors or omissions in the printing of such numbers shall have no effect on the validity of the Bonds.

19. Debt Service Fund; Tax Levy. A special fund to be designated “Friendswood Independent School District Maintenance Tax Refunding Bonds, Series 2026 Debt Service Fund” is hereby created, and the proceeds from all taxes levied, assessed and collected for and on account of the Bonds authorized by this Order shall be deposited, as collected, in such Fund. While the Bonds or any part of the principal thereof or interest thereon remain outstanding and unpaid, there is hereby levied and there shall be annually assessed and collected in due time, form and manner, and at the same time as other District taxes are assessed, levied and collected, in each year, an ad valorem maintenance taxes, within the limits prescribed by law, upon all taxable property in the District, sufficient to pay the interest on the Bonds as the same becomes due and to pay each installment of the principal of the Bonds as the same matures, full allowance being made for delinquencies and costs of collection, and said taxes are hereby irrevocably pledged to the payment of the interest on and principal of the Bonds and to no other purpose. The District will take into account the balance in the Debt Service Fund when it sets its debt service tax rate each year.

To pay the debt service coming due, if any, on the Bonds issued prior to receipt of the taxes levied to pay such debt service, there is hereby appropriated from current funds on hand, which are hereby certified to be on hand and available for such purpose, an amount sufficient to pay such debt service, and such amount shall be used for no other purpose.

Any money received by the District with respect to the Bonds as state assistance pursuant to the instructional allotment or as state assistance with existing debt, each as authorized by Chapter 46, Texas Education Code, shall be deposited in the Debt Service Fund as required by Sections 46.009 and 46.035, Texas Education Code, respectively.

20. Application of Chapter 1208, Texas Government Code. Chapter 1208, Texas Government Code, applies to the issuance of the Bonds and the pledge of the taxes granted by the District under Section 19 of this Order, and such pledge is therefore valid, effective, and perfected. If Texas law is amended at any time while the Bonds are outstanding and unpaid such that the pledge of the taxes granted by the District under Section 19 of this Order is to be subject to the filing requirements of Chapter 9, Texas Business & Commerce Code, then in order to preserve to the registered owners of the Bonds the perfection of the security interest in said pledge, the District agrees to take such measures as it determines are reasonable and necessary under Texas law to comply with the applicable provisions of Chapter 9, Texas Business & Commerce Code and enable a filing to perfect the security interest in said pledge to occur.

21. Further Proceedings. After the Initial Bonds have been executed, it shall be the duty of the President or Vice President of the Board and other appropriate officials and agents of the District to deliver the Initial Bonds and all pertinent records and proceedings to the Attorney General of the State of Texas, for examination and approval. After the Initial Bonds have been approved by the Attorney General, they shall be delivered to the Comptroller for registration. Upon registration of the Initial Bonds, the Comptroller (or the Comptroller's bond clerk or an assistant bond clerk lawfully designated in writing to act for the Comptroller) shall manually sign the Comptroller's Registration Certificate prescribed herein and the seal of said Comptroller shall be impressed, or placed in facsimile, thereon.

22. Covenants to Maintain Tax Exempt Status. If all or any portion of the Bonds are issued in such a manner that the interest on the Bonds is exempt from taxation under the Code (as defined herein), then the provisions of this Section 22 shall apply to such Bonds.

(a) Definitions. When used in this Section, the following terms have the following meanings:

“Code” means the Internal Revenue Code of 1986, as amended by all legislation, if any, enacted on or before the Issue Date.

“Computation Date” has the meaning stated in Section 1.148-1(b) of the Regulations.

“Gross Proceeds” has the meaning stated in Section 1.148-1(b) of the Regulations.

“Investment” has the meaning stated in Section 1.148-1(b) of the Regulations.

“Issue Date” for each series or sub-series of the Bonds or other obligations of the District is the respective date on which such series or sub-series of the Bonds or other obligations of the District is delivered against payment therefor.

“Net Sale Proceeds” has the meaning stated in Section 1.148-1(b) of the Regulations.

“Nonpurpose Investment” has the meaning stated in Section 1.148-1(b) of the Regulations.

“Proceeds” has the meaning stated in Section 1.148-1(b) of the Regulations.

“Rebate Amount” has the meaning stated in Section 1.148-3 of the Regulations.

“Regulations” means the temporary or final Income Tax Regulations applicable to the Bonds issued pursuant to Sections 141 through 150 of the Code. Any reference to a section of the Regulations shall also refer to any successor provision to such section hereafter promulgated by the Internal Revenue Service pursuant to Sections 141 through 150 of the Code and applicable to the Bonds.

“Yield of”

(1) any Investment shall be computed in accordance with Section 1.148-5 of the Regulations, and

(2) the Bonds shall be computed in accordance with Section 1.148-4 of the Regulations.

(b) Not to Cause Interest to Become Taxable. The District shall not use, permit the use of, or omit to use Gross Proceeds of the Bonds or any other amounts (or any property the acquisition, construction or improvement of which is to be financed directly or indirectly with Gross Proceeds) in a manner which, if made or omitted, respectively, would cause the interest on any Bond to become includable in the gross income, as defined in Section 61 of the Code, of the owner thereof for federal income tax purposes. Without limiting the generality of the foregoing, unless and until the District shall have received a written opinion of counsel nationally recognized in the field of municipal bond law to the effect that failure to comply with such covenant will not adversely affect the exemption from federal income tax of the interest on any Bond, the District shall comply with each of the specific covenants in this Section.

(c) No Private Use or Private Payments. Except as permitted by Section 141 of the Code and the regulations and rulings thereunder, the District shall, at all times after the Issue Date of any

Bond and prior to the last stated maturity of the Bonds

(i) exclusively own, operate, and possess all property the acquisition, construction, or improvement of which is to be financed directly or indirectly with Gross Proceeds of the Bonds (including property financed with Gross Proceeds of the Refunded Notes) and not use or permit the use of such Gross Proceeds or any property acquired, constructed, or improved with such Gross Proceeds in any activity carried on by any person or entity other than a state or local government, unless such use is solely as a member of the general public, or

(ii) not directly or indirectly impose or accept any charge or other payment for use of Gross Proceeds of the Bonds or any property the acquisition, construction, or improvement of which is to be financed directly or indirectly with such Gross Proceeds (including property financed with Gross Proceeds of the Refunded Notes) other than taxes of general application and interest earned on investments acquired with such Gross Proceeds pending application for their intended purposes.

(d) No Private Loan. Except to the extent permitted by Section 141 of the Code and the regulations and rulings thereunder, the District shall not use Gross Proceeds of the Bonds to make or finance loans to any person or entity other than a state or local government. For purposes of the foregoing covenant, Gross Proceeds are considered to be "loaned" to a person or entity if (1) property acquired, constructed or improved with Gross Proceeds (including property financed with Gross Proceeds of the Refunded Notes) is sold or leased to such person or entity in a transaction which creates a debt for federal income tax purposes, (2) capacity in or service from such property is committed to such person or entity under a take-or-pay, output, or similar contract or arrangement, or (3) indirect benefits, or burdens and benefits of ownership, of such Gross Proceeds or such property are otherwise transferred in a transaction which is the economic equivalent of a loan.

(e) Not to Invest at Higher Yield. Except to the extent permitted by Section 148 of the Code and the regulations and rulings thereunder, the District shall not, at any time prior to the earlier of the final stated maturity or final payment of the Bonds, directly or indirectly invest Gross Proceeds of the Bonds in any Investment (or use such Gross Proceeds to replace money so invested), if as a result of such investment the Yield of all Investments allocated to such Gross Proceeds whether then held or previously disposed of, exceeds the Yield on the Bonds.

(f) Not Federally Guaranteed. Except to the extent permitted by Section 149(b) of the Code and the regulations and rulings thereunder, the District shall not take or omit to take any action which would cause the Bonds to be federally guaranteed within the meaning of Section 149(b) of the Code and the regulations and rulings thereunder.

(g) Information Report. The District shall timely file with the Secretary of the Treasury the information required by Section 149(e) of the Code with respect to the Bonds on such forms and in such place as such Secretary may prescribe.

(h) Payment of Rebate Amount. Except to the extent otherwise provided in Section

148(f) of the Code and the regulations and rulings thereunder, the District shall:

(i) account for all Gross Proceeds of the Bonds (including all receipts, expenditures and investments thereof) on its books of account separately and apart from all other funds (and receipts, expenditures and investments thereof) and shall retain all records of such accounting for at least nine years after the final Computation Date. The District may, however, to the extent permitted by law, commingle Gross Proceeds of the Bonds with other money of the District, provided that the District separately accounts for each receipt and expenditure of such Gross Proceeds and the obligations acquired therewith,

(ii) calculate the Rebate Amount with respect to the Bonds not less frequently than each Computation Date, in accordance with rules set forth in Section 148(f) of the Code, Section 1.148-3 of the Regulations, and the rulings thereunder. The District shall maintain a copy of such calculations for at least three years after the final Computation Date,

(iii) as additional consideration for the purchase of the Bonds by the initial purchasers thereof and the loan of the money represented thereby, and in order to induce such purchase by measures designed to ensure the excludability of the interest thereon from the gross income of the owners thereof for federal income tax purposes, pay to the United States the amount described in paragraph (2) above at the times, in the installments, to the place, in the manner and accompanied by such forms or other information as is or may be required by Section 148(f) of the Code and the regulations and rulings thereunder, and

(iv) exercise reasonable diligence to assure that no errors are made in the calculations required by paragraph (2) and, if such error is made, to discover and promptly to correct such error within a reasonable amount of time thereafter, including payment to the United States of any interest and any penalty required by the Regulations.

(i) Not to Divert Arbitrage Profits. Except to the extent permitted by Section 148 of the Code and the regulations and rulings thereunder, the District shall not, at any time after the Issue Date of the Bonds and prior to the earlier of the final stated maturity or final payment of the Bonds, enter into any transaction that reduces the amount required to be paid to the United States pursuant to Subsection (h) of this Section because such transaction results in a smaller profit or a larger loss than would have resulted if the transaction had been at arm's length and had the Yield of the Bonds not been relevant to either party.

(j) Not Hedge Bonds. The District did not invest more than 50 percent of the Proceeds of the Refunded Notes, and will not invest more than 50 percent of the proceeds of the Bonds, in Nonpurpose Investments having a guaranteed yield for four years or more. On the Issue Date of the Bonds, the District will reasonably expect, and on the Issue Date of the Refunded Notes, the District reasonably expected, that at least 85 percent of the Net Sale Proceeds of the Bonds and Refunded Notes, respectively, would be used to carry out the governmental purpose of such series within three

years after the Issue Date of such series.

23. Defeasance of Refunded Notes. The discharge and defeasance of the Refunded Notes may be effectuated by depositing funds directly with the paying agent/registrars for the Refunded Notes or pursuant to the terms and provisions of an Escrow Agreement, deposit agreement, letter of instructions or any other instrument relating to the safekeeping, investment, administration of and disposition of moneys deposited to effect the defeasance of the Refunded Notes, in such form and subject to such terms and conditions as the Superintendent and/or Chief Financial Officer determines may be necessary or convenient to carry out the intent and purpose of this Order, and which the Superintendent and/or Chief Financial Officer is hereby authorized to execute and deliver on behalf of the District.

24. Escrowed Securities. To assure the purchase of the Escrowed Securities referred to in the Escrow Agreement, the President or Vice President of the Board of Trustees, the Superintendent, the Chief Financial Officer and the Escrow Agent are hereby authorized to subscribe for, agree to purchase, and purchase obligations which are authorized investments for escrow accounts pursuant to Section 1207.062, Texas Government Code, in such amounts and maturities and bearing interest at such rates as may be provided for in the Report, and to execute any and all subscriptions, purchase agreements, commitments, letters of authorization and other documents necessary to effectuate the foregoing, and any actions heretofore taken for such purpose are hereby ratified and approved.

25. Redemption Prior to Maturity of Refunded Notes. The District has irrevocably exercised its option to call the Refunded Notes of the District for redemption prior to maturity on the dates and at the prices shown on Exhibit A attached to the Officer's Pricing Certificate, and authorized and directed notice of such redemption to be given in accordance with the orders authorizing the issuance of such notes.

27. Continuing Disclosure Undertaking. If the Bonds are sold pursuant to a private placement and are not subject to the Rule (as defined below), the continuing disclosure undertaking shall be set forth in the Officer's Pricing Certificate. If the Bonds are sold by public offering and are subject to the Rule (as defined below), the following provisions shall apply, unless modified by the Pricing Officer in the Officer's Pricing Certificate:

(a) Definitions. As used in this Section, the following terms have the meanings ascribed to them below:

*"Financial Obligation"* means a (a) debt obligation; (b) derivative instrument entered into in connection with, or pledged as security or a source of payment for, an existing or planned debt obligation; or (c) guarantee of a debt obligation or any such derivative instrument; provided that "financial obligation" shall not include municipal securities (as defined in the Securities Exchange Act of 1934, as amended) as to which a final official statement (as defined in the Rule) has been provided to the MSRB consistent with the Rule.

*"MSRB"* means the Municipal Securities Rulemaking Board.

“Rule” means SEC Rule 15c2-12, as amended from time to time.

“SEC” means the United States Securities and Exchange Commission.

(b) Annual Reports. The District shall provide annually to MSRB, in an electronic format as prescribed by the MSRB, (1) within six months after the end of each fiscal year, all quantitative financial information and operating data with respect to the District of the general type included in Appendix A to the Official Statement under Tables numbered 1 through 6 and 8 through 14, and (2) if not provided as part such financial information and operating data, audited financial statements of the District, when and if available. Any financial statements so to be provided shall be (i) prepared in accordance with the accounting principles prescribed by the Texas State Board of Education or such other accounting principles as the District may be required to employ from time to time pursuant to State law or regulation and (ii) audited, if the District commissions an audit of such statements and the audit is completed within the period during which they must be provided. If the audit of such financial statements is not complete within twelve (12) months after any such fiscal year end, then the District shall file unaudited financial statements within such 12-month period and audited financial statements for the applicable fiscal year, when and if the audit report on such financial statements becomes available.

If the District changes its fiscal year, it will submit a notice of such change to the MSRB, and the date of the new fiscal year end prior to the next date by which the District otherwise would be required to provide financial information and operating data pursuant to this Section.

The financial information and operating data to be provided pursuant to this Section may be set forth in full in one or more documents or may be included by specific reference to any document (including an official statement or other offering document, if it is available from the MSRB).

(c) Event Notices. The District shall submit a notice to the MSRB, in a timely manner (not in excess of ten (10) Business Days after the occurrence of an event), of any of the following events with respect to the Bonds:

- (i) Principal and interest payment delinquencies;
- (ii) Non-payment related defaults, if material;
- (iii) Unscheduled draws on debt service reserves reflecting financial difficulties;
- (iv) Unscheduled draws on credit enhancements reflecting financial difficulties;
- (v) Substitution of credit or liquidity providers or their failure to perform;
- (vi) Adverse tax opinions, the issuance by the Internal Revenue Service of proposed or final determinations of taxability, Notices of Proposed Issue (IRS Form 5701-TEB) or other material notices or

determinations with respect to the tax status of the Bonds, or other material events affecting the tax status of the Bonds;

- (vii) Modifications to rights of holders of the Bonds, if material;
- (viii) Bond calls, if material, and tender offers;
- (ix) Defeasances;
- (x) Release, substitution, or sale of property securing repayment of the Bonds, if material;
- (xi) Rating changes;
- (xii) Bankruptcy, insolvency, receivership or similar event of the District;
- (xiii) The consummation of a merger, consolidation, or acquisition involving the District or the sale of all or substantially all of the assets of the District, other than in the ordinary course of business, the entry into a definitive agreement to undertake such an action or the termination of a definitive agreement relating to any such actions, other than pursuant to its terms, if material; and
- (xiv) Appointment of a successor or additional trustee or the change of name of a trustee, if material.
- (xv) incurrence of a Financial Obligation of the District, if material, or agreement to covenants, events of default, remedies, priority rights, or other similar terms of a Financial Obligation of the District, any of which affect security holders, if material; and
- (xvi) default, event of acceleration, termination event, modification of terms, or other similar events under the terms of a Financial Obligation of the District, any of which reflect financial difficulties.

For these purposes, (a) any event described in (xii) in the immediately preceding paragraph is considered to occur when any of the following occur: the appointment of a receiver, fiscal agent, or similar officer for the District in a proceeding under the United States Bankruptcy Code or in any other proceeding under state or federal law in which a court or governmental authority has assumed jurisdiction over substantially all of the assets or business of the District, or if such jurisdiction has been assumed by leaving the existing governing body and officials or officers in possession but subject to the supervision and orders of a court or governmental authority, or the entry of an order confirming a plan of reorganization, arrangement, or liquidation by a court or governmental authority having supervision or jurisdiction over substantially all of the assets or business of the District; and (b) the District intends the words used in the above clauses (xv) and (xvi) and in the definition of Financial Obligation above to have the meanings ascribed to them in SEC Release No. 34-83885 dated August 20, 2018.

The District shall notify the MSRB in an electronic format prescribed by the MSRB, in a timely manner, of any failure by the District to provide financial information or operating data in accordance with this Section by the time required by such Section.

All documents provided to the MSRB shall be accompanied by identifying information, as prescribed by the MSRB.

(d) Limitations, Disclaimers, and Amendments. The District shall be obligated to observe and perform the covenants specified in this Section for so long as, but only for so long as, the District remains an “obligated person” with respect to the Bonds within the meaning of the Rule, except that the District in any event will give the notice required by this Section of any Bond calls and defeasance that cause the District to be no longer such an “obligated person.”

The provisions of this Section are for the sole benefit of the registered owners and beneficial owners of the Bonds, and nothing in this Section, express or implied, shall give any benefit or any legal or equitable right, remedy, or claim hereunder to any other person. The District undertakes to provide only the financial information, operating data, financial statements, and notices which it has expressly agreed to provide pursuant to this Section and does not hereby undertake to provide any other information that may be relevant or material to a complete presentation of the District’s financial results, condition, or prospects or hereby undertake to update any information provided in accordance with this Section or otherwise, except as expressly provided herein. The District does not make any representation or warranty concerning such information or its usefulness to a decision to invest in or sell Bonds at any future date.

UNDER NO CIRCUMSTANCES SHALL THE DISTRICT BE LIABLE TO THE REGISTERED OWNER OR BENEFICIAL OWNER OF ANY BOND OR ANY OTHER PERSON, IN CONTRACT OR TORT, FOR DAMAGES RESULTING IN WHOLE OR IN PART FROM ANY BREACH BY THE DISTRICT, WHETHER NEGLIGENT OR WITHOUT FAULT ON ITS PART, OF ANY COVENANT SPECIFIED IN THIS SECTION, BUT EVERY RIGHT AND REMEDY OF ANY SUCH PERSON, IN CONTRACT OR TORT, FOR OR ON ACCOUNT OF ANY SUCH BREACH SHALL BE LIMITED TO AN ACTION FOR MANDAMUS OR SPECIFIC PERFORMANCE.

No default by the District in observing or performing its obligations under this Section shall constitute a breach of or default under the Order for purposes of any other provision of this Order.

Nothing in this Section is intended to or shall act to disclaim, waive, or otherwise limit the duties of the District under federal and state securities laws.

The provisions of this Section may be amended by the District from time to time to adapt to changed circumstances that arise from a change in legal requirements, a change in law, or a change in the identity, nature, status, or type of operations of the District, but only if (1) the provisions of this Section, as so amended, would have permitted an underwriter to purchase or sell the Bonds in the primary offering of the Bonds in compliance with the Rule, taking into account any amendments or interpretations of the Rule to the date of such amendment, as well as such

changed circumstances, and (2) either (a) the registered owners of a majority in aggregate principal amount (or any greater amount required by any other provision of this Order that authorizes such an amendment) of the Outstanding Bonds consent to such amendment or (b) a person that is unaffiliated with the District (such as nationally recognized bond counsel) determines that such amendment will not materially impair the interests of the registered owners and beneficial owners of the Bonds. If the District so amends the provisions of this Section, it shall include with any amended financial information or operating data next provided in accordance with this Section an explanation, in narrative form, of the reasons for the amendment and of the impact of any change in the type of financial information or operating data so provided. The District may also amend or repeal the provisions of this Section if the SEC amends or repeals the applicable provisions of the Rule or a court of final jurisdiction enters judgment that such provisions of the Rule are invalid, and the District also may amend the provisions of this Section in its discretion in any other manner or circumstance, but in any case only if and to the extent that the provisions of this sentence would not have prevented an underwriter from lawfully purchasing or selling Bonds in the primary offering of the Bonds, giving effect to (a) such provisions as so amended and (b) any amendments or interpretations of the Rule.

28. Official Statement. If the Bonds are sold by public offering, the Board hereby approves the preparation and distribution of a Preliminary Official Statement on behalf of the District in the public offering and sale of the Bonds, and the Pricing Officer and other proper officials of the District are hereby authorized to certify or otherwise represent that such Preliminary Official Statement is “deemed final” as of its date within the meaning and for the purposes of paragraph (b)(1) of Rule 15c2-12 under the Securities and Exchange Act of 1934, as amended. The Board hereby authorizes the preparation of a final Official Statement reflecting the terms of the final pricing and other relevant information. The use of such Official Statement by the Underwriter is hereby approved and authorized and the proper officials of the District are authorized to sign such Official Statement .

29. Power to Revise Form of Documents. Notwithstanding any other provision of this Order, the President or Vice President of the Board and each of the Pricing Officers are hereby authorized to make or approve such revisions, additions, deletions, and variations to this Order and in the form of the documents attached hereto as exhibits as, in the judgment of the President, and in the opinion of Bond Counsel to the District, may be necessary or convenient to carry out or assist in carrying out the purposes of this Order, the Preliminary Official Statement, the final Official Statement, or as may be required for approval of the Bonds by the Attorney General of Texas; provided, however, that any changes to such documents resulting in substantive amendments to the terms and conditions of the Bonds or such documents shall be subject to the prior approval of the Board.

30. Related Matters. To satisfy in a timely manner all of the District’s obligations under this Order, the President or Vice President, the Secretary or the Assistant Secretary, and all other appropriate officers and agents of the District are hereby authorized and directed to take all other actions that are reasonably necessary to provide for the refunding of the Refunded Notes, including, without limitation, executing and delivering on behalf of the District all certificates, consents, receipts, requests, and other documents as may be reasonably necessary to satisfy the

District's obligations under this Order and to direct the application of funds of the District consistent with the provisions of this Order.

31. Registrar. The form of agreement setting forth the duties of the Registrar is hereby approved, and the appropriate officials of the District are hereby authorized to execute such agreement for and on behalf of the District.

32. No Personal Liability. No recourse shall be had for payment of the principal of or interest on any Bonds or for any claim based thereon, or on this Order, against any official or employee of the District or any person executing any Bonds.

33. Open Meeting. It is hereby officially found and determined that the meeting at which this Order was adopted was open to the public, and that public notice of the time, place and purpose of said meeting was given, all as required by the Texas Open Meetings Act.

PASSED AND APPROVED this 9th day of February, 2026.

---

President, Board of Trustees  
Friendswood Independent School District

ATTEST:

---

Secretary, Board of Trustees  
Friendswood Independent School District

(SEAL)

**EXHIBIT A**

**REFUNDING CANDIDATES**

Maintenance Tax Notes, Series 2024

**CERTIFICATE FOR ORDER**

STATE OF TEXAS                    §  
COUNTIES OF GALVESTON AND BRAZORIA §

We, the undersigned officers of the Board of Trustees (the “Board”) of Friendswood Independent School District (the “District”), hereby certify as follows:

1.        The Board convened in a regular meeting on February 9, 2026, at the regular meeting place thereof, within the District, and the roll was called of the duly constituted officers and members of the Board, to-wit:

Tony Hopkins	President
David Montz	Vice President
Laura Seifert	Secretary
Niki Rhodes	Trustee
Rebecca Hillenburg	Trustee
Beau Egert	Trustee
Ralph Hobratschk	Trustee

and all of such persons were present, except \_\_\_\_\_, thus constituting a quorum. Whereupon, among other business, the following was transacted at such meeting: a written

ORDER AUTHORIZING THE ISSUANCE OF FRIENDSWOOD INDEPENDENT SCHOOL DISTRICT MAINTENANCE TAX REFUNDING BONDS, SERIES 2026; SETTING CERTAIN PARAMETERS FOR THE BONDS; AUTHORIZING THE PRICING OFFICER TO APPROVE THE AMOUNT, THE INTEREST RATE, AND PRICE, INCLUDING THE TERMS THEREOF; AUTHORIZING THE REDEMPTION PRIOR TO MATURITY OF CERTAIN OUTSTANDING NOTES; AND CERTAIN OTHER PROCEDURES AND PROVISIONS RELATED THERETO

was duly introduced for the consideration of such Board and read in full. It was then duly moved and seconded that such order be adopted; and, after due discussion, such motion, carrying with it the adoption of such order, prevailed and carried by the following vote:

AYES:            \_\_\_                    NOES:            \_\_\_                    ABSTAIN:        \_\_\_

2.        A true, full and correct copy of the aforesaid order adopted at the meeting described in the above and foregoing paragraph is attached to and follows this certificate; that such order has been duly recorded in the Board’s minutes of such meeting; that the above and foregoing paragraph is a true, full and correct excerpt from the Board’s minutes of such meeting pertaining to the adoption of such order; that the persons named in the above and foregoing paragraph are the duly chosen, qualified and acting officers and members of the Board as indicated therein; that each of the officers and members of the Board was duly and sufficiently notified officially and personally, in advance, of the date, hour, place and purpose of the aforesaid meeting, and that the order would be introduced and considered for adoption at such meeting, and each of such officers and members

consented, in advance, to the holding of such meeting for such purpose; that such meeting was open to the public as required by law; and that public notice of the date, hour, place and subject of such meeting was given as required by Chapter 551, Texas Government Code, as amended.

SIGNED AND SEALED this 9<sup>th</sup> day of February, 2026.

---

President, Board of Trustees

---

Secretary, Board of Trustees

(SEAL)

ORDER AUTHORIZING THE ISSUANCE OF FRIENDSWOOD INDEPENDENT SCHOOL DISTRICT UNLIMITED TAX REFUNDING BONDS, SERIES 2026; SETTING CERTAIN PARAMETERS FOR THE BONDS; AUTHORIZING THE PRICING OFFICER TO APPROVE THE AMOUNT, THE INTEREST RATE, AND PRICE, INCLUDING THE TERMS THEREOF; AUTHORIZING THE REDEMPTION PRIOR TO MATURITY OF CERTAIN OUTSTANDING BONDS; AND CERTAIN OTHER PROCEDURES AND PROVISIONS RELATED THERETO

THE STATE OF TEXAS §  
COUNTIES OF GALVESTON AND BRAZORIA §  
FRIENDSWOOD INDEPENDENT SCHOOL DISTRICT §

WHEREAS, Friendswood Independent School District (the “District”) has heretofore issued the bonds described in Exhibit A attached hereto and as more particularly described in the Officer’s Pricing Certificate (defined herein); and

WHEREAS, the District desires to refund a portion of said bonds (the “Refunded Bonds”), as more particularly identified in the Officer’s Pricing Certificate, in advance of their maturities; and

WHEREAS, Chapter 1207, Texas Government Code, authorizes the District to issue refunding bonds for the purpose of refunding the Refunded Bonds in advance of their maturities, and to accomplish such refunding by depositing directly with a paying agent for the Refunded Bonds (or other qualified escrow agent), the proceeds of such refunding bonds, together with other available funds, if necessary, in an amount sufficient to provide for the payment or redemption of the Refunded Bonds, and provides that such deposit shall constitute the making of firm banking and financial arrangements for the discharge and final payment or redemption of the Refunded Bonds; and

WHEREAS, the District desires to authorize the execution of an escrow agreement, as necessary, and provide for the deposit of proceeds of the refunding bonds, together with other lawfully available funds of the District, to pay the Refunded Bonds; and

WHEREAS, upon the issuance of the refunding bonds herein authorized and the deposit of funds referred to above, the Refunded Bonds shall no longer be regarded as being outstanding, except for the purpose of being paid pursuant to such deposit, and the pledges, liens, trusts, and all other covenants, provisions, terms, and conditions of the orders authorizing the issuance of the Refunded Bonds shall be, with respect to the Refunded Bonds, discharged, terminated, and defeased; and

WHEREAS, the District has a principal amount of at least \$100,000,000 in a combination of outstanding long-term indebtedness and long-term indebtedness proposed to be issued, and some amount of such long-term indebtedness is rated in one of the four highest rating categories for long-term debt instruments by a nationally recognized rating agency for municipal securities without regard to the effect of any credit agreement or other form of credit enhancement entered

into in connection with the obligation, and therefore, the District qualifies as an “Issuer” under Chapter 1371, Texas Government Code; and

WHEREAS, pursuant to Sections 1207.007 and 1371.053, Texas Government Code, the District desires to delegate the authority to the Superintendent and Chief Financial Officer to effect the sale of the Bonds; Now, therefore

BE IT ORDERED BY THE BOARD OF TRUSTEES OF FRIENDSWOOD INDEPENDENT SCHOOL DISTRICT:

1. Recitals; Consideration. It is hereby found and determined that the matters and facts set out in the preamble to this Order are true and correct. The Board hereby finds and determines that the issuance of the Bonds for the purposes described herein is in the best interest of the District.

It is hereby found and determined that the refunding contemplated in this Order will benefit the District by providing a present value savings in the debt service payable by the District, and that such benefit is sufficient consideration for the refunding of the Refunded Bonds, and that the issuance of the refunding bonds is in the best interests of the District.

2. Definitions. Throughout this Order the following terms and expressions as used herein shall have the meanings set forth below:

“Blanket Letter of Representations” means the Blanket Letter of Representations between the District, the Registrar and DTC.

“Board” means the Board of Trustees of the District.

“Bonds” means any one or more series of Friendswood Independent School District Unlimited Tax Refunding Bonds, Series 2026 authorized in this Order, unless the context clearly indicates otherwise.

“Business Day” means any day which is not a Saturday, Sunday, or a day on which the Registrar is authorized by law or executive order to close.

“Capital Appreciation Bonds” means those Bonds bearing compound interest at the rate set out in the Officer’s Pricing Certificate to accrete from their date of delivery and compounding on the dates set forth in the Officer’s Pricing Certificate, payable only at maturity.

“Chief Financial Officer” means Amber Petree, or any successor in that office designated by the Board.

“Closing Date” means the date of delivery of the applicable series of the Bonds to the Underwriter.

“Code” means the Internal Revenue Code of 1986, as amended.

“Comptroller” means the Comptroller of Public Accounts of the State of Texas.

“Current Interest Bonds” mean those Bonds on which interest is paid semiannually on the Interest Payment Dates.

“Debt Service Fund” means the interest and sinking fund for payment of the Bonds established by the District in Section 19 of this Order.

“District” means the Friendswood Independent School District.

“DTC” means The Depository Trust Company of New York, New York, or any successor securities depository.

“DTC Participant” means brokers and dealers, banks, trust companies, clearing corporations, and certain other organizations on whose behalf DTC was created to hold securities to facilitate the clearance and settlement of securities transactions among DTC Participants.

“Escrow Agent” means The Bank of New York Mellon Trust Company, N.A., or other paying agent/registrar for the Bonds designated in the Officer’s Pricing Certificate, and any successors in that capacity.

“Escrow Agreement” means an agreement between the District and the Escrow Agent relating to the escrow of funds to pay the Refunded Bonds.

“Initial Bonds” means each Initial Current Interest Bond and each Initial Capital Appreciation Bond.

“Initial Capital Appreciation Bond” means an Initial Capital Appreciation Bond authorized by Section 4(b)(ii).

“Initial Current Interest Bond” means an Initial Current Interest Bond authorized by Section 4(b)(i).

“Interest Payment Date”, when used in connection with any Current Interest Bond, means the dates set forth in the Officer’s Pricing Certificate.

“Officer’s Pricing Certificate” means each certificate signed by the Pricing Officer and containing the information regarding each series of the Bonds specified herein.

“Order” as used herein and in the Bonds means this order authorizing the Bonds.

“Owner” means any person who shall be the registered owner of any outstanding Bond.

“Pricing Officer” means the Superintendent and/or Chief Financial Officer of the District.

“Purchase Agreement” means a bond purchase agreement or official bid form between the District and the Underwriter pertaining to the sale of the Bonds.

“Record Date” means, for any Interest Payment Date, the close of business on the last Business Day of the month next preceding each Interest Payment Date or as otherwise indicated in the Officer’s Pricing Certificate for a specific series of Bonds.

“Refunded Bonds” means any of those bonds of the District described in Exhibit A attached hereto and as more particularly described in the Officer’s Pricing Certificate.

“Refunding Bonds” shall mean Bonds issued pursuant to and for the purposes set forth in Section 3 of this Order.

“Register” means the books of registration kept by the Registrar, in which are maintained the names and addresses of, and the principal amounts of the Bonds registered to, each Owner.

“Registrar” means The Bank of New York Mellon Trust Company, N.A., or other paying agent/registrar for the Bonds designated in the Officer’s Pricing Certificate, and any successors in that capacity.

“Report” means the report of a certified public accountant or a firm thereof verifying the accuracy of certain mathematical computations relating to the Bonds and Refunded Bonds.

“Superintendent” means Thad Roher, or any successor in that office designated by the Board.

“Underwriter” means the initial purchaser or purchasers of the Bonds identified in each Officer’s Pricing Certificate.

3. Authorization. The Bonds may be issued, from time to time, in one or more series, in fully registered form, without coupons, in a maximum principal amount not to exceed \$62,180,000 for the purpose of refunding the Refunded Bonds, under and in strict conformity with the Constitution and laws of the State of Texas, particularly Chapters 1207 and 1371, Texas Government Code and to pay the costs of issuing the Bonds.

4. Delegation of Authority. As authorized by Section 1207.007 and 1371.053, Texas Government Code, any Pricing Officer is hereby authorized to act on behalf of the District through a date on from the year date of this Order, from time to time, in selling and delivering one more series of Bonds, on a taxable or tax-exempt basis, subject to the conditions and carrying out the other procedures as set forth below. Bonds sold pursuant to a Purchase Agreement executed on or before the expiration date above may be delivered after such date, provided that such delivery date shall occur within ninety (90) days of the sale of the Bonds.

(a) Designation. The Bonds shall be designated as “FRIENDSWOOD INDEPENDENT SCHOOL DISTRICT UNLIMITED TAX REFUNDING BONDS, SERIES 2026” or as otherwise designated in the Officer’s Pricing Certificate.

(b) The Bonds may be issued as Current Interest Bonds and/or Capital Appreciation Bonds.

(i) Each Initial Current Interest Bond shall be numbered ICI-1 and all other Current Interest Bonds shall be numbered in sequence beginning with RCI-1. Current Interest Bonds delivered on transfer of or in exchange for other Current Interest Bonds shall be numbered in order of their authentication by the Registrar, shall be in the denomination of \$5,000 or integral multiples thereof, and shall mature on the same date and bear interest at the same rate as the Bond or Bonds in lieu of which they are delivered.

(ii) Each Capital Appreciation Bonds, if any, shall be initially issued bearing compound interest at the rates set out in the Officer's Pricing Certificate. The Initial Capital Appreciation Bond shall be numbered ICA-1 and all other Capital Appreciation Bonds shall be numbered in sequence beginning with RCA-1. Capital Appreciation Bonds delivered on transfer of or in exchange for other Capital Appreciation Bonds shall be numbered in order of their authentication by the Registrar, shall be in the Maturity Amount of \$5,000 or integral multiples thereof, and shall mature on the same date and bear interest at the same rate as the Bond or Bonds in lieu of which they are delivered.

(c) Date, Denomination, Interest Rates, and Maturities. The Bonds shall be dated as set forth in the Officer's Pricing Certificate, shall mature on the dates in each of the years and in the amounts set out in the Officer's Pricing Certificate, shall be subject to prior optional and mandatory redemption on the dates for the redemption prices and in the amounts set out in the Officer's Pricing Certificate, and shall bear interest at rates and from their issue date as set out in the Officer's Pricing Certificate payable on each Interest Payment Date.

(d) Selling and Delivering Bonds. The Pricing Officer shall determine the method and manner of sale of the Bonds, any optional redemption or mandatory sinking fund redemption provisions for the Bonds, determine whether the Bonds will be issued as Current Interest Bonds and/or Capital Appreciation Bonds, select any specific maturities of the Refunded Bonds to be refunded, the selection of the particular maturities and principal amounts of the Refunded Bonds, and all other matters not expressly provided in this Order, relating to the issuance, sale and delivery of the Bonds, all of which shall be specified in the Officer's Pricing Certificate; provided that:

(i) the sum of the principal amount of all Refunding Bonds may not exceed the maximum principal amount authorized in Section 3 hereof;

(ii) the net effective interest rate on each series of the Bonds shall not exceed the maximum rate allowed by Chapter 1204, Texas Government Code, as amended;

- (iii) the sum of the principal amount, plus any net premium from the sale of the Refunding Bonds, plus other available funds of the District (as necessary), must be sufficient to provide amounts necessary to fund the costs and expenses of refunding the Refunded Bonds and the estimated costs of issuance of the Refunding Bonds;
- (iv) the net present value savings in debt service resulting from any refunding of the Refunded Bonds shall be at least 2.50% of the principal amount of the Refunded Bonds; and
- (v) no Refunding Bonds shall mature later than the Refunded Bonds that such Bonds were issued to refund.

(e) Multiple Series. Pursuant to Chapter 1371, Texas Government Code, the Bonds may be issued from time to time in one or more series. Each Officer's Pricing Certificate shall specify the amount of authorization remaining pursuant to this Order after the issuance of the applicable series of the Bonds.

(f) Sale; Purchase Agreement. The Bonds shall be sold and delivered to the Underwriter at a price to be set forth in the Officer's Pricing Certificate, in accordance with the terms of a the Purchase Agreement to be approved by the Pricing Officer. The Pricing Officer is authorized and directed to execute the Purchase Agreement on behalf of the District, and the Pricing Officer, President of the Board and all other officers, agents and representatives of the District are hereby authorized to do any and all things necessary or desirable to satisfy the conditions set out therein and to provide for the issuance and delivery of the Bonds.

(g) Use of Proceeds. Proceeds from the sale of the Bonds shall, promptly upon receipt by the District, be applied as follows:

- (i) Accrued interest, if any, in the amount of \$\_\_\_\_\_ <sup>1</sup> and, if necessary, net premium on the Bonds in the amount of \$\_\_\_\_\_ <sup>2</sup>, shall be deposited into the Debt Service Fund.
- (ii) Net premium on the Bonds in the amount of \$\_\_\_\_\_ <sup>3</sup> shall be used to pay the costs of issuance.
- (iii) Net premium on the Bonds in the amount of \$\_\_\_\_\_ <sup>4</sup> shall be used to pay the underwriter's discount.

---

<sup>1</sup> Insert from Officer's Pricing Certificate.

<sup>2</sup> Insert from Officer's Pricing Certificate.

<sup>3</sup> Insert from Officers Pricing Certificate.

<sup>4</sup> Insert from Officers Pricing Certificate.

- (iv) Bond proceeds in the amount of \$\_\_\_\_<sup>5</sup>\_\_\_\_, and, if necessary, other available funds from the District in the amount of \$\_\_\_\_<sup>6</sup>\_\_\_\_ from the Debt Service Fund shall be deposited directly with the paying agent/registrar for the Refunded Bonds or applied to establish an escrow fund to refund the Refunded Bonds, and, to the extent not otherwise provided for, to pay all expenses arising in connection with the issuance of the Bonds, the establishment of such escrow fund and the refunding of the Refunded Bonds. Any proceeds of the Bonds remaining after making all such deposits and payments shall be deposited into the Debt Service Fund.

5. Execution and Registration of Bonds. (a) The Bonds shall be signed by the President or Vice President of the Board and countersigned by the Secretary or Assistant Secretary of the Board, by their manual, lithographed, or facsimile signatures, and the official seal of the District shall be impressed or placed in facsimile thereon. Such facsimile signatures on the Bonds shall have the same effect as if each of the Bonds had been signed manually and in person by each of said officers, and such facsimile seal on the Bonds shall have the same effect as if the official seal of the District had been manually impressed upon each of the Bonds.

(b) If any officer of the District whose manual or facsimile signature shall appear on the Bonds shall cease to be such officer before the authentication of such Bonds or before the delivery of such Bonds, such manual or facsimile signature shall nevertheless be valid and sufficient for all purposes as if such officer had remained in such office.

(c) Except as provided below, no Bond shall be valid or obligatory for any purpose or be entitled to any security or benefit of this Order unless and until there appears thereon the Registrar's Authentication Certificate substantially in the form provided herein, duly authenticated by manual execution by an officer or duly authorized signatory of the Registrar. In lieu of the executed Registrar's Authentication Certificate described above, the Initial Bonds delivered at the Closing Date shall have attached thereto the Comptroller's Registration Certificate substantially in the form provided herein, manually executed by the Comptroller, or by her duly authorized agent, which certificates shall be evidence that the Initial Bonds have been duly approved by the Attorney General of the State of Texas and that they are valid and binding obligations of the District and have been registered by the Comptroller.

(d) On the Closing Date, the Initial Bonds, payable in stated installments to the Underwriter or their designee, executed by manual or facsimile signature of the President or Vice President of the Board and Secretary of the Board, approved by the Attorney General, and registered and manually signed by the Comptroller, shall be delivered to the Underwriter or their designee. Upon payment for the Initial Bonds, the Registrar shall cancel the Initial Bonds and definitive Bonds shall be delivered to DTC.

---

<sup>5</sup> Insert from Officers Pricing Certificate.

<sup>6</sup> Insert from Officers Pricing Certificate.

6. Payment of Principal and Interest. The Registrar is hereby appointed as the paying agent for the Bonds. The principal of the Bonds shall be payable, without exchange or collection charges, in any coin or currency of the United States of America which, on the date of payment, is legal tender for the payment of debts due the United States of America, upon their presentation and surrender as they respectively become due and payable at the principal payment office of the Registrar, in Dallas, Texas. The interest on each Bond shall be payable on each Interest Payment Date, by check mailed by the Registrar on or before the Interest Payment Date to the Owner of record as of the Record Date, to the address of such Owner as shown on the Register.

If the date for payment of the principal of or interest on any Bond is not a Business Day, then the date for such payment shall be the next succeeding Business Day with the same force and effect as if made on the date payment was originally due.

7. Successor Registrars. The District covenants that at all times while any Bonds are outstanding it will provide a commercial bank or trust company, organized under the laws of the United States or any state, duly qualified to serve as and perform the duties and services of Registrar for the Bonds. The District reserves the right to change the Registrar for the Bonds on not less than thirty (30) days written notice to the Registrar, so long as any such notice is effective not less than sixty (60) days prior to the next succeeding principal or interest payment date on the Bonds. Promptly upon the appointment of any successor Registrar, the previous Registrar shall deliver the Register or copies thereof to the new Registrar, and the new Registrar shall notify each Owner, by United States mail, first class postage prepaid, of such change and of the address of the new Registrar. Each Registrar hereunder, by acting in that capacity, shall be deemed to have agreed to the provisions of this Section.

8. Special Record Date. If interest on any Bond is not paid on any Interest Payment Date and continues unpaid for thirty (30) days thereafter, the Registrar shall establish a new record date for the payment of such interest, to be known as a Special Record Date. The Registrar shall establish a Special Record Date when funds to make such interest payment are received from or on behalf of the District. Such Special Record Date shall be fifteen (15) days prior to the date fixed for payment of such past due interest, and notice of the date of payment and the Special Record Date shall be sent by United States mail, first class, postage prepaid, not later than five (5) days prior to the Special Record Date, to each affected Owner of record as of the close of business on the day prior to the mailing of such notice.

9. Book-Entry Only System. (a) The Initial Bonds shall be registered in the name as designated in the Officer's Pricing Certificate. Except as provided in Section 10 hereof, all other Bonds shall be registered in the name of Cede & Co., as nominee of DTC.

(b) With respect to Bonds registered in the name of Cede & Co., as nominee of DTC, the District and the Registrar shall have no responsibility or obligation to any DTC Participant or to any person on behalf of whom such DTC Participant holds an interest in the Bonds, except as provided in this Order. Without limiting the immediately preceding sentence, the District and the Registrar shall have no responsibility or obligation with respect to (i) the accuracy of the records of DTC, Cede & Co. or any DTC Participant with respect to any ownership interest in the Bonds, (ii) the delivery to any DTC Participant or any other person, other than an Owner, as shown on the

Register, of any notice with respect to the Bonds, including any notice of redemption, or (iii) the payment to any DTC Participant or any other person, other than an Owner, as shown on the Register, of any amount with respect to principal of, premium, if any, or interest on the Bonds. Notwithstanding any other provision of this Order to the contrary, the District and the Registrar shall be entitled to treat and consider the person in whose name each Bond is registered in the Register as the absolute Owner of such Bond for the purpose of payment of principal of and interest on the Bonds, for the purpose of giving notices of redemption and other matters with respect to such Bond, for the purpose of registering transfer with respect to such Bond, and for all other purposes whatsoever. The Registrar shall pay all principal of, premium, if any, and interest on the Bonds only to or upon the order of the respective Owners, as shown in the Register as provided in this Order, or their respective attorneys duly authorized in writing, and all such payments shall be valid and effective to fully satisfy and discharge the District's obligations with respect to payments of principal, premium, if any, and interest on the Bonds to the extent of the sum or sums so paid. No person other than an Owner, as shown in the Register, shall receive a Bond certificate evidencing the obligation of the District to make payments of amounts due pursuant to this Order. Upon delivery by DTC to the Registrar of written notice to the effect that DTC has determined to substitute a new nominee in place of Cede & Co., and subject to the provisions of this Order with respect to interest checks being mailed to the Owner of record as of the Record Date, the phrase "Cede & Co." in this Order shall refer to such new nominee of DTC.

10. Successor Securities Depository; Transfer Outside Book-Entry Only System. In the event that the District, in its sole discretion, determines that the beneficial owners of the Bonds should be able to obtain certificated Bonds, or in the event DTC discontinues the services described herein, the District shall (i) appoint a successor securities depository, qualified to act as such under Section 17(a) of the Securities and Exchange Act of 1934, as amended, notify DTC and DTC Participants, as identified by DTC, of the appointment of such successor securities depository and transfer one or more separate Bonds to such successor securities depository or (ii) notify DTC and DTC Participants, as identified by DTC, of the availability through DTC of Bonds and transfer one or more separate Bonds to DTC Participants having Bonds credited to their DTC accounts, as identified by DTC. In such event, the Bonds shall no longer be restricted to being registered in the Register in the name of Cede & Co., as nominee of DTC, but may be registered in the name of the successor securities depository, or its nominee, or in whatever name or names Owners transferring or exchanging Bonds shall designate, in accordance with the provisions of this Order.

11. Payments to Cede & Co. Notwithstanding any other provision of this Order to the contrary, so long as any Bonds are registered in the name of Cede & Co., as nominee of DTC, all payments with respect to principal of, premium, if any, and interest on such Bonds, and all notices with respect to such Bonds, shall be made and given, respectively, in the manner provided in the Blanket Letter of Representations.

12. Ownership; Unclaimed Principal and Interest. The District, the Registrar, and any other person may treat the person in whose name any Bond is registered as the absolute owner of such Bond for the purpose of making and receiving payment of the principal of or interest on such Bond, and for all other purposes, whether or not such Bond is overdue, and neither the District nor the Registrar shall be bound by any notice or knowledge to the contrary. All payments made to the person deemed to be the Owner of any Bond in accordance with this Section shall be valid and

effectual and shall discharge the liability of the District and the Registrar upon such Bond to the extent of the sums paid.

Amounts held by the Registrar that represent principal of and interest on the Bonds remaining unclaimed by the Owner after the expiration of three (3) years from the date such amounts have become due and payable shall be reported and disposed of by the Registrar in accordance with the applicable provisions of Texas law including, to the extent applicable, Title 6 of the Texas Property Code.

13. Registration, Transfer, and Exchange. So long as any Bonds remain outstanding, the Registrar shall keep the Register at its principal payment office in Dallas, Texas. Subject to such reasonable regulations as it may prescribe, the Registrar shall provide for the registration and transfer of Bonds in accordance with the terms of this Order.

Each Bond shall be transferable only upon the presentation and surrender thereof at the principal payment office of the Registrar in Dallas, Texas, duly endorsed for transfer, or accompanied by an assignment duly executed by the registered Owner or his authorized representative in form satisfactory to the Registrar. Upon due presentation of any Bond for transfer, the Registrar shall authenticate and deliver in exchange therefor, within three (3) Business Days after such presentation, a new Bond or Bonds of the same type registered in the name of the transferee or transferees, in authorized denominations and of the same maturity and aggregate principal amount and bearing interest at the same rate as the Bond or Bonds so presented.

All Bonds shall be exchangeable upon presentation and surrender thereof at the principal payment office of the Registrar in Dallas, Texas, for a Bond or Bonds of the same type, maturity, and interest rate in any authorized denomination, in an aggregate amount equal to the unpaid principal amount of the Bond or Bonds presented for exchange. The Registrar shall be and is hereby authorized to authenticate and deliver exchange Bonds in accordance with the provisions of this Section. Each Bond delivered in accordance with this Section shall be entitled to the benefits and security of this Order to the same extent as the Bond or Bonds in lieu of which such Bond is delivered.

The District or the Registrar may require the Owner of any Bond to pay a sum sufficient to cover any tax or other governmental charge that may be imposed in connection with the transfer or exchange of such Bond. Any fee or charge of the Registrar for such transfer or exchange shall be paid by the District.

14. Mutilated, Lost, or Stolen Bonds. Upon the presentation and surrender to the Registrar of a mutilated Bond, the Registrar shall authenticate and deliver in exchange therefor a replacement Bond of like maturity, interest rate, and principal amount, bearing a number not contemporaneously outstanding. If any Bond is lost, apparently destroyed, or wrongfully taken, the District, pursuant to the applicable laws of the State of Texas and in the absence of notice or knowledge that such Bond has been acquired by a bona fide purchaser, shall authorize and the Registrar shall authenticate and deliver a replacement Bond of like maturity, interest rate, and principal amount, bearing a number not contemporaneously outstanding.

The District or the Registrar may require the Owner of a mutilated Bond to pay a sum sufficient to cover any tax or other governmental charge that may be imposed in connection therewith and any other expenses connected therewith, including the fees and expenses of the Registrar. The District or the Registrar may require the Owner of a lost, apparently destroyed, or wrongfully taken Bond, before any replacement Bond is issued, to:

- (1) furnish to the District and the Registrar satisfactory evidence of the ownership of and the circumstances of the loss, destruction or theft of such Bond;
- (2) furnish such security or indemnity as may be required by the Registrar and the District to save them harmless;
- (3) pay all expenses and charges in connection therewith, including, but not limited to, printing costs, legal fees, fees of the Registrar and any tax or other governmental charge that may be imposed; and
- (4) meet any other reasonable requirements of the District and the Registrar.

If, after the delivery of such replacement Bond, a bona fide purchaser of the original Bond in lieu of which such replacement Bond was issued presents for payment such original Bond, the District and the Registrar shall be entitled to recover such replacement Bond from the person to whom it was delivered or any person taking therefrom, except a bona fide purchaser, and shall be entitled to recover upon the security or indemnity provided therefor to the extent of any loss, damage, cost or expense incurred by the District or the Registrar in connection therewith.

If any such mutilated, lost, apparently destroyed, or wrongfully taken Bond has become or is about to become due and payable, the District in its discretion may, instead of issuing a replacement Bond, authorize the Registrar to pay such Bond.

Each replacement Bond delivered in accordance with this Section shall be entitled to the benefits and security of this Order to the same extent as the Bond or Bonds in lieu of which such replacement Bond is delivered.

15. Cancellation of Bonds. All Bonds paid in accordance with this Order, and all Bonds in lieu of which exchange Bonds or replacement Bonds are authenticated and delivered in accordance herewith, shall be cancelled and destroyed upon the making of proper records regarding such payment. The Registrar shall furnish the District with appropriate certificates of destruction of such Bonds.

16. Optional and/or Mandatory Redemption; Defeasance. The Bonds are subject to optional and/or mandatory redemption as set forth in the Form of Bonds and in the Officer's Pricing Certificate.

Notice of any redemption identifying the Bonds to be redeemed in whole or in part shall be given by the Registrar at least thirty (30) days prior to the date fixed for redemption by sending

written notice by first class mail to the Owner of each Bond to be redeemed in whole or in part at the address shown on the Register. Such notices shall state the redemption date, the redemption price, the place at which Bonds are to be surrendered for payment, and if less than all Bonds of a particular maturity are to be redeemed, the numbers of the Bonds or portions thereof of such maturity to be redeemed. Any notice given as provided in this Section shall be conclusively presumed to have been duly given, whether or not the Owner receives such notice. By the date fixed for redemption, due provision shall be made with the Registrar for payment of the redemption price of the Bonds or portions thereof to be redeemed. When Bonds have been called for redemption in whole or in part and due provision has been made to redeem same as herein provided, the Bonds or portions thereof so redeemed shall no longer be regarded as outstanding except for the purpose of receiving payment solely from the funds so provided for redemption, and the rights of the Owners to collect interest which would otherwise accrue after the redemption date on any Bond or portion thereof called for redemption shall terminate on the date fixed for redemption.

The Bonds may be discharged, defeased, redeemed, or refunded in any manner now or hereafter permitted by law.

17. Forms. The form of the Bonds, including the form of Registration Certificate of the Comptroller, which shall be attached or affixed to each Initial Bond, the form of the Registrar's Authentication Certificate, the form of Assignment and the form of Guarantee Endorsement of the Commissioner of Education of the State of Texas and the Statement of Bond Insurance, if applicable, shall be, respectively, substantially as follows, with such additions, deletions and variations as may be required by the Superintendent and/or Chief Financial Officer, necessary or desirable and not prohibited by this Order:

(a) Form of Current Interest Bond.

UNITED STATES OF AMERICA  
STATE OF TEXAS  
COUNTIES OF GALVESTON AND BRAZORIA

REGISTERED  
NUMBER

\_\_\_\_\_

REGISTERED  
DENOMINATION

\$ \_\_\_\_\_

FRIENDSWOOD INDEPENDENT SCHOOL DISTRICT  
UNLIMITED TAX REFUNDING BONDS  
SERIES 2026

INTEREST RATE: MATURITY DATE: ISSUANCE DATE: DATED DATE: CUSIP:

\_\_\_\_\_ <sup>7</sup> \_\_\_\_\_

<sup>7</sup> Insert from Officer's Pricing Certificate.

REGISTERED OWNER:

PRINCIPAL AMOUNT:

DOLLARS

FRIENDSWOOD INDEPENDENT SCHOOL DISTRICT (the “District”) promises to pay to the registered owner identified above, or registered assigns, on the maturity date specified above, upon presentation and surrender of this Bond at the principal payment office of The Bank of New York Mellon Trust Company, N.A. (the “Registrar”), the principal amount identified above, payable in any coin or currency of the United States of America which on the date of payment is legal tender for the payment of debts due the United States of America, and to pay interest thereon at the rate shown above, calculated on the basis of a 360-day year of twelve 30-day months, from the Issuance Date, or the most recent interest payment date to which interest has been paid or duly provided for. Interest on this Bond is payable by check on \_\_\_\_\_<sup>8</sup> and \_\_\_\_\_<sup>9</sup> beginning on \_\_\_\_\_<sup>10</sup>, mailed to the registered owner as shown on the books of registration kept by the Registrar as of the close of business on the close of business on the 15<sup>th</sup> calendar day of the preceding month.

THIS BOND is one of a duly authorized issue of Bonds, aggregating \$ \_\_\_\_\_<sup>11</sup> (the “Bonds”), issued for the purpose of refunding certain outstanding bonds of the District pursuant to Chapters 1207 and 1371, Texas Government Code, and pursuant to an order adopted by the Board of Trustees of the District (the “Order”), which Order is of record in the official minutes of the District. [The Bonds are issued as (i) Bonds in the aggregate principal amount of \$ \_\_\_\_\_<sup>12</sup> which pay interest only at maturity, and (ii) Bonds in the aggregate principal amount of \$ \_\_\_\_\_<sup>13</sup> which pay interest semiannually until maturity or earlier redemption.]<sup>14</sup>

[THE DISTRICT RESERVES THE RIGHT, at its option, to redeem Bonds maturing on or after \_\_\_\_\_<sup>15</sup>, in whole or from time to time in part, in integral multiples of \$5,000, on \_\_\_\_\_<sup>16</sup>, or any date thereafter at par plus accrued interest on the principal amounts called for redemption to the date fixed for redemption. If less than all the Bonds are to be redeemed,

---

<sup>8</sup> Insert from Officer’s Pricing Certificate.

<sup>9</sup> Insert from Officer’s Pricing Certificate.

<sup>10</sup> Insert from Officer’s Pricing Certificate.

<sup>11</sup> Insert from Officer’s Pricing Certificate.

<sup>12</sup> Insert from Officer’s Pricing Certificate.

<sup>13</sup> Insert from Officer’s Pricing Certificate.

<sup>14</sup> Remove bracketed information if no Capital Appreciation Bonds are issued.

<sup>15</sup> Insert from Officer’s Pricing Certificate.

<sup>16</sup> Insert from Officer’s Pricing Certificate.

the District shall select the Bonds to be redeemed.]<sup>17</sup>

[If applicable, mandatory redemption language]<sup>18</sup>

[NOTICE OF ANY REDEMPTION shall be given by the Registrar at least thirty (30) days prior to the date fixed for redemption by first class mail, addressed to the registered owners of each Bond to be redeemed in whole or in part at the address shown on the books of registration kept by the Registrar. When Bonds or portions thereof have been called for redemption, and due provision has been made to redeem the same, the principal amounts so redeemed shall be payable solely from the funds provided for redemption, and interest which would otherwise accrue on the amounts called for redemption shall terminate on the date fixed for redemption.]<sup>19</sup>

THIS BOND IS TRANSFERABLE only upon presentation and surrender at the principal payment office of the Registrar in Dallas, Texas, duly endorsed for transfer or accompanied by an assignment duly executed by the registered owner or his authorized representative, subject to the terms and conditions of the Order.

THIS BOND IS EXCHANGEABLE at the principal payment office of the Registrar in Dallas, Texas, for Bonds in the denomination of \$5,000 or any integral multiple thereof, subject to the terms and conditions of the Order.

THIS BOND shall not be valid or obligatory for any purpose or be entitled to any benefit under the Order unless this Bond is either (i) registered by the Comptroller of Public Accounts of the State of Texas by registration certificate attached or affixed hereto or (ii) authenticated by the Registrar by due execution of the authentication certificate endorsed hereon.

THE REGISTERED OWNER of this Bond, by acceptance hereof, acknowledges and agrees to be bound by all the terms and conditions of the Order.

THE DISTRICT has covenanted in the Order that it will at all times provide a legally qualified registrar for the Bonds and will cause notice of any change of registrar to be mailed to each registered owner.

IT IS HEREBY certified, recited, and covenanted that this Bond has been duly and validly issued and delivered; that all acts, conditions, and things required or proper to be performed, to exist and to be done precedent to or in the issuance and delivery of this Bond have been performed, exist, and have been done in accordance with law; and that annual ad valorem taxes, without legal limit as to maximum rate or amount, sufficient to provide for the payment of the interest on and principal of this Bond, as such interest comes due and such principal matures, have been levied and ordered to be levied against all taxable property in the District, and have been pledged irrevocably for such payment.

---

<sup>17</sup> Remove bracketed language if Bonds are not subject to optional redemption.

<sup>18</sup> Insert from Officer's Pricing Certificate.

<sup>19</sup> Remove bracketed information if Bonds are not subject to optional redemption

IN WITNESS WHEREOF, this Bond has been signed with the manual or facsimile signature of the President or Vice President and countersigned with the manual or facsimile signature of the Secretary or Assistant Secretary, and the official seal of the District has been duly impressed, or placed in facsimile, on this Bond.

(AUTHENTICATION  
CERTIFICATE)

FRIENDSWOOD INDEPENDENT  
SCHOOL DISTRICT

(SEAL)

\_\_\_\_\_  
President, Board of Trustees

\_\_\_\_\_  
Secretary, Board of Trustees

(b) Form of Capital Appreciation Bonds (if required).

UNITED STATES OF AMERICA  
STATE OF TEXAS  
COUNTIES OF GALVESTON AND BRAZORIA

REGISTERED  
NUMBER

\_\_\_\_\_

REGISTERED  
MATURITY

\$ \_\_\_\_\_

FRIENDSWOOD INDEPENDENT SCHOOL DISTRICT  
UNLIMITED TAX REFUNDING BONDS  
SERIES 2026

MATURITY DATE:

ISSUANCE DATE:

\_\_\_\_\_  
20

CUSIP:

REGISTERED OWNER:

MATURITY AMOUNT:

DOLLARS

\_\_\_\_\_  
FRIENDSWOOD INDEPENDENT SCHOOL DISTRICT (the "District") promises to pay

<sup>20</sup> Insert from Officer's Pricing Certificate.

to the registered owner identified above, or registered assigns, on the maturity date specified above, upon presentation and surrender of this Bond at the principal payment office of The Bank of New York Mellon Trust Company (the “Registrar”), the Maturity Amount identified above, representing the principal amount hereof and accrued and compounded interest hereon (both as shown in the table attached to this Bond), in any coin or currency of the United States of America which on the date of payment is legal tender for the payment of debts due the United States of America. The date of this Bond is \_\_\_\_\_<sup>21</sup>, but interest shall accrue on the principal amount hereof from the Issuance Date at the per annum rate specified on the Table of Accreted Values attached hereto. The Accreted Value (per \$5,000 of Maturity Amount) of this Bond, as of the Issuance Date and as of each \_\_\_\_\_<sup>22</sup> and \_\_\_\_\_<sup>23</sup> is set forth in the Table of Accreted Values attached hereto. Such value as of any other date shall be determined by straight-line interpolation between such values.

THIS BOND is one of a duly authorized issue of Bonds, aggregating \$ \_\_\_\_\_<sup>24</sup> (the “Bonds”), issued for the purpose of refunding certain outstanding bonds of the District pursuant to Chapters 1207 and 1371, Texas Government Code, and pursuant to an order adopted by the Board of Trustees of the District (the “Order”), which Order is of record in the official minutes of the District. The Bonds are issued as (i) Bonds in the aggregate principal amount of \$ \_\_\_\_\_<sup>25</sup> which pay interest only at maturity, and (ii) Bonds in the aggregate principal amount of \$ \_\_\_\_\_<sup>26</sup> which pay interest semiannually until maturity or earlier redemption.

THIS BOND IS TRANSFERABLE only upon presentation and surrender at the principal payment office of the Registrar, in Dallas, Texas, duly endorsed for transfer or accompanied by an assignment duly executed by the registered owner or his authorized representative, subject to the terms and conditions of the Order.

THIS BOND IS EXCHANGEABLE at the principal payment office of the Registrar, in Dallas, Texas, for Bonds in the denomination of \$5,000 or any integral multiple thereof, subject to the terms and conditions of the Order.

THIS BOND shall not be valid or obligatory for any purpose or be entitled to any benefit under the Order unless this Bond is either (i) registered by the Comptroller of Public Accounts of the State of Texas by registration certificate attached or affixed hereto or (ii) authenticated by the Registrar by due execution of the authentication certificate endorsed hereon.

---

<sup>21</sup> Insert from Officer’s Pricing Certificate.

<sup>22</sup> Insert from Officer’s Pricing Certificate.

<sup>23</sup> Insert from Officer’s Pricing Certificate.

<sup>24</sup> Insert from Officer’s Pricing Certificate.

<sup>25</sup> Insert from Officer’s Pricing Certificate.

<sup>26</sup> Insert from Officer’s Pricing Certificate.

THE REGISTERED OWNER of this Bond, by acceptance hereof, acknowledges and agrees to be bound by all the terms and conditions of the Order.

THE DISTRICT has covenanted in the Order that it will at all times provide a legally qualified registrar for the Bonds and will cause notice of any change of registrar to be mailed to each registered owner.

IT IS HEREBY certified, recited, and covenanted that this Bond has been duly and validly issued and delivered; that all acts, conditions, and things required or proper to be performed, to exist and to be done precedent to or in the issuance and delivery of this Bond have been performed, exist and have been done in accordance with law; and that annual ad valorem taxes, without legal limit as to maximum rate or amount, sufficient to provide for the payment of the interest on and principal of this Bond, as such interest comes due and such principal matures, have been levied and ordered to be levied against all taxable property in the District, and have been pledged irrevocably for such payment.

IN WITNESS WHEREOF, this Bond has been signed with the manual or facsimile signature of the President or Vice President and countersigned with the manual or facsimile signature of the Secretary or Assistant Secretary, and the official seal of the District has been duly impressed, or placed in facsimile, on this Bond.

(AUTHENTICATION  
CERTIFICATE)

FRIENDSWOOD INDEPENDENT  
SCHOOL DISTRICT

\_\_\_\_\_  
President, Board of Trustees

\_\_\_\_\_  
Secretary, Board of Trustees

(SEAL)

**TABLE OF ACCRETED VALUES<sup>27</sup>**

(c) Form of Comptroller's Registration Certificate.

COMPTROLLER'S REGISTRATION CERTIFICATE: REGISTER NO. \_\_\_\_\_

I hereby certify that this Bond has been examined, certified as to validity, and approved by

\_\_\_\_\_  
<sup>27</sup> Insert from Officer's Pricing Certificate.

the Attorney General of the State of Texas, and that this Bond has been registered by the Comptroller of Public Accounts of the State of Texas.

WITNESS MY SIGNATURE AND SEAL this \_\_\_\_\_.

\_\_\_\_\_  
Comptroller of Public Accounts  
of the State of Texas

(SEAL)

(d) Form of Registrar's Authentication Certificate.

AUTHENTICATION CERTIFICATE

It is hereby certified that this Bond has been delivered pursuant to the Bond Order described in the text of this Bond.

The Bank of New York Mellon Trust Company, N.A.  
As Paying Agent/Registrar

By \_\_\_\_\_  
Authorized Signature  
Date of Authentication \_\_\_\_\_

(e) Form of Assignment.

ASSIGNMENT

For value received, the undersigned hereby sells, assigns, and transfers unto

\_\_\_\_\_  
\_\_\_\_\_  
(Please print or type name, address, and zip code of Transferee)

\_\_\_\_\_  
(Please insert Social Security or Taxpayer Identification Number of Transferee)  
the within Bond and all rights thereunder, and hereby irrevocably constitutes and appoints  
\_\_\_\_\_  
attorney to transfer said Bond on the books kept for registration thereof, with full power of  
substitution in the premises.

DATED: \_\_\_\_\_

Signature Guaranteed:  
\_\_\_\_\_

\_\_\_\_\_  
Registered Owner

NOTICE: The signature above must correspond to the name of the registered owner as shown on the face of this Bond in every particular, without any alteration, enlargement or change whatsoever.

\_\_\_\_\_  
NOTICE: Signature must be guaranteed by a member firm of the New York Stock Exchange or a commercial bank or trust company.

- (f) Form of Guarantee Endorsement (if applicable).

PSF CERTIFICATE

Under the authority granted by Article 7, Section 5 of the Texas Constitution and Subchapter C of Chapter 45 of the Texas Education Code, the payment, when due, of the principal of and interest on the issuance by the Friendswood Independent School District of its Unlimited Tax \_\_\_\_\_ Refunding Bonds, Series \_\_\_\_\_<sup>28</sup>, dated \_\_\_\_\_<sup>29</sup>, in the principal amount of \$ \_\_\_\_\_<sup>30</sup> is guaranteed by the corpus of the Permanent School Fund of the State pursuant to the bond guarantee program administered by the Texas Education Agency. This guarantee shall be removed in its entirety upon defeasance of such bonds.

Reference is hereby made to the continuing disclosure agreement of the Texas Education Agency, set forth in Section I of the Agency's Investment Procedure Manual and the Agency's commitment letter for the guarantee. Such disclosure agreement has been made with respect to the bond guarantee program, in accordance with Rule 15c2-12 of the United States Securities and Exchange Commission, for the benefit of the holders and beneficial owners of the bonds.

In witness thereof I have caused my signature to be placed in facsimile on this bond.

\_\_\_\_\_  
Mike Morath  
Commissioner of Education

- (g) Statement of Bond Insurance (if applicable). [Information to be inserted from the Officer's Pricing Certificate]

- (h) The Initial Bond shall be in the form set forth in paragraphs (a), (b), (c), (e), (f) and (g) of this Section, except for the following alterations:

(i) immediately under the name of the Current Interest Bond, the headings "INTEREST RATE" and "MATURITY DATE" shall both be completed with the words "As Shown Below" and the word "CUSIP" deleted; immediately under the name of the Capital Appreciation Bond, the heading "MATURITY DATE" shall be completed with the words "As Shown Below" and the word "CUSIP" deleted;

<sup>28</sup> Insert from Officer's Pricing Certificate.

<sup>29</sup> Insert from Officer's Pricing Certificate.

<sup>30</sup> Insert from Officers Pricing Certificate.

(ii) in the first paragraph of the Current Interest Bond, the words “on the maturity date specified above” and “at the rate shown above” shall be deleted and the following shall be inserted at the end of the first sentence “..., with such principal to be paid in installments on the dates, in each of the years and in the principal amounts identified in the following schedule and with such installments bearing interest at the per annum rates set forth in the following schedule:”

[Information to be inserted from schedule in the Officer’s Pricing Certificate]

(iii) in the first paragraph of the Capital Appreciation Bond, the words “on the maturity date specified above” shall be deleted, and the words “the Maturity Amount identified above” shall be replaced with “the Maturity Amounts shown in the schedule below”.

[Information to be inserted from schedule in the Officer’s Pricing Certificate]

(iv) the Initial Bonds shall be numbered ICI-1 and ICA-1, respectively.

18. CUSIP Numbers. CUSIP Numbers may be printed on the Bonds, but errors or omissions in the printing of such numbers shall have no effect on the validity of the Bonds.

19. Debt Service Fund; Tax Levy. A special fund to be designated “Friendswood Independent School District Unlimited Tax Refunding Bonds, Series 2026 Debt Service Fund” is hereby created, and the proceeds from all taxes levied, assessed and collected for and on account of the Bonds authorized by this Order shall be deposited, as collected, in such Fund. While the Bonds or any part of the principal thereof or interest thereon remain outstanding and unpaid, there is hereby levied and there shall be annually assessed and collected in due time, form and manner, and at the same time as other District taxes are assessed, levied and collected, in each year, a continuing direct annual ad valorem tax, without legal limit as to maximum rate or amount, upon all taxable property in the District, sufficient to pay the interest on the Bonds as the same becomes due and to pay each installment of the principal of the Bonds as the same matures, full allowance being made for delinquencies and costs of collection, and said taxes are hereby irrevocably pledged to the payment of the interest on and principal of the Bonds and to no other purpose. The District will take into account the balance in the Debt Service Fund when it sets its debt service tax rate each year.

To pay the debt service coming due, if any, on the Bonds issued prior to receipt of the taxes levied to pay such debt service, there is hereby appropriated from current funds on hand, which are hereby certified to be on hand and available for such purpose, an amount sufficient to pay such debt service, and such amount shall be used for no other purpose.

Any money received by the District with respect to the Bonds as state assistance pursuant to the instructional allotment or as state assistance with existing debt, each as authorized by

Chapter 46, Texas Education Code, shall be deposited in the Debt Service Fund as required by Sections 46.009 and 46.035, Texas Education Code, respectively.

20. Application of Chapter 1208, Texas Government Code. Chapter 1208, Texas Government Code, applies to the issuance of the Bonds and the pledge of the taxes granted by the District under Section 19 of this Order, and such pledge is therefore valid, effective, and perfected. If Texas law is amended at any time while the Bonds are outstanding and unpaid such that the pledge of the taxes granted by the District under Section 19 of this Order is to be subject to the filing requirements of Chapter 9, Texas Business & Commerce Code, then in order to preserve to the registered owners of the Bonds the perfection of the security interest in said pledge, the District agrees to take such measures as it determines are reasonable and necessary under Texas law to comply with the applicable provisions of Chapter 9, Texas Business & Commerce Code and enable a filing to perfect the security interest in said pledge to occur.

21. Further Proceedings. After the Initial Bonds have been executed, it shall be the duty of the President or Vice President of the Board and other appropriate officials and agents of the District to deliver the Initial Bonds and all pertinent records and proceedings to the Attorney General of the State of Texas, for examination and approval. After the Initial Bonds have been approved by the Attorney General, they shall be delivered to the Comptroller for registration. Upon registration of the Initial Bonds, the Comptroller (or the Comptroller's bond clerk or an assistant bond clerk lawfully designated in writing to act for the Comptroller) shall manually sign the Comptroller's Registration Certificate prescribed herein and the seal of said Comptroller shall be impressed, or placed in facsimile, thereon.

22. Covenants to Maintain Tax Exempt Status. If all or any portion of the Bonds are issued in such a manner that the interest on the Bonds is exempt from taxation under the Code (as defined herein), then the provisions of this Section 22 shall apply to such Bonds.

(a) Definitions. When used in this Section, the following terms have the following meanings:

“Code” means the Internal Revenue Code of 1986, as amended by all legislation, if any, enacted on or before the Issue Date.

“Computation Date” has the meaning stated in Section 1.148-1(b) of the Regulations.

“Gross Proceeds” has the meaning stated in Section 1.148-1(b) of the Regulations.

“Investment” has the meaning stated in Section 1.148-1(b) of the Regulations.

“Issue Date” for each series or sub-series of the Bonds or other obligations of the District is the respective date on which such series or sub-series of the Bonds or other obligations of the District is delivered against payment therefor.

“Net Sale Proceeds” has the meaning stated in Section 1.148-1(b) of the Regulations.

“Nonpurpose Investment” has the meaning stated in Section 1.148-1(b) of the Regulations.

“Proceeds” has the meaning stated in Section 1.148-1(b) of the Regulations.

“Rebate Amount” has the meaning stated in Section 1.148-3 of the Regulations.

“Regulations” means the temporary or final Income Tax Regulations applicable to the Bonds issued pursuant to Sections 141 through 150 of the Code. Any reference to a section of the Regulations shall also refer to any successor provision to such section hereafter promulgated by the Internal Revenue Service pursuant to Sections 141 through 150 of the Code and applicable to the Bonds.

“Yield of”

(1) any Investment shall be computed in accordance with Section 1.148-5 of the Regulations, and

(2) the Bonds shall be computed in accordance with Section 1.148-4 of the Regulations.

(b) Not to Cause Interest to Become Taxable. The District shall not use, permit the use of, or omit to use Gross Proceeds of the Bonds or any other amounts (or any property the acquisition, construction or improvement of which is to be financed directly or indirectly with Gross Proceeds) in a manner which, if made or omitted, respectively, would cause the interest on any Bond to become includable in the gross income, as defined in Section 61 of the Code, of the owner thereof for federal income tax purposes. Without limiting the generality of the foregoing, unless and until the District shall have received a written opinion of counsel nationally recognized in the field of municipal bond law to the effect that failure to comply with such covenant will not adversely affect the exemption from federal income tax of the interest on any Bond, the District shall comply with each of the specific covenants in this Section.

(c) No Private Use or Private Payments. Except as permitted by Section 141 of the Code and the regulations and rulings thereunder, the District shall, at all times after the Issue Date of any Bond and prior to the last stated maturity of the Bonds

(i) exclusively own, operate, and possess all property the acquisition, construction, or improvement of which is to be financed directly or indirectly with Gross Proceeds of the Bonds (including property financed with Gross Proceeds of the Refunded Bonds) and not use or permit the use of such Gross Proceeds or any property acquired, constructed, or improved with such Gross Proceeds in any

activity carried on by any person or entity other than a state or local government, unless such use is solely as a member of the general public, or

(ii) not directly or indirectly impose or accept any charge or other payment for use of Gross Proceeds of the Bonds or any property the acquisition, construction, or improvement of which is to be financed directly or indirectly with such Gross Proceeds (including property financed with Gross Proceeds of the Refunded Bonds) other than taxes of general application and interest earned on investments acquired with such Gross Proceeds pending application for their intended purposes.

(d) No Private Loan. Except to the extent permitted by Section 141 of the Code and the regulations and rulings thereunder, the District shall not use Gross Proceeds of the Bonds to make or finance loans to any person or entity other than a state or local government. For purposes of the foregoing covenant, Gross Proceeds are considered to be "loaned" to a person or entity if (1) property acquired, constructed or improved with Gross Proceeds (including property financed with Gross Proceeds of the Refunded Bonds) is sold or leased to such person or entity in a transaction which creates a debt for federal income tax purposes, (2) capacity in or service from such property is committed to such person or entity under a take-or-pay, output, or similar contract or arrangement, or (3) indirect benefits, or burdens and benefits of ownership, of such Gross Proceeds or such property are otherwise transferred in a transaction which is the economic equivalent of a loan.

(e) Not to Invest at Higher Yield. Except to the extent permitted by Section 148 of the Code and the regulations and rulings thereunder, the District shall not, at any time prior to the earlier of the final stated maturity or final payment of the Bonds, directly or indirectly invest Gross Proceeds of the Bonds in any Investment (or use such Gross Proceeds to replace money so invested), if as a result of such investment the Yield of all Investments allocated to such Gross Proceeds whether then held or previously disposed of, exceeds the Yield on the Bonds.

(f) Not Federally Guaranteed. Except to the extent permitted by Section 149(b) of the Code and the regulations and rulings thereunder, the District shall not take or omit to take any action which would cause the Bonds to be federally guaranteed within the meaning of Section 149(b) of the Code and the regulations and rulings thereunder.

(g) Information Report. The District shall timely file with the Secretary of the Treasury the information required by Section 149(e) of the Code with respect to the Bonds on such forms and in such place as such Secretary may prescribe.

(h) Payment of Rebate Amount. Except to the extent otherwise provided in Section 148(f) of the Code and the regulations and rulings thereunder, the District shall:

(i) account for all Gross Proceeds of the Bonds (including all receipts, expenditures and investments thereof) on its books of account separately and apart from all other funds (and receipts, expenditures and investments thereof) and shall retain all records of such accounting for at least nine years after the final Computation Date. The District may, however, to the extent permitted by law,

commingle Gross Proceeds of the Bonds with other money of the District, provided that the District separately accounts for each receipt and expenditure of such Gross Proceeds and the obligations acquired therewith,

(ii) calculate the Rebate Amount with respect to the Bonds not less frequently than each Computation Date, in accordance with rules set forth in Section 148(f) of the Code, Section 1.148-3 of the Regulations, and the rulings thereunder. The District shall maintain a copy of such calculations for at least three years after the final Computation Date,

(iii) as additional consideration for the purchase of the Bonds by the initial purchasers thereof and the loan of the money represented thereby, and in order to induce such purchase by measures designed to ensure the excludability of the interest thereon from the gross income of the owners thereof for federal income tax purposes, pay to the United States the amount described in paragraph (2) above at the times, in the installments, to the place, in the manner and accompanied by such forms or other information as is or may be required by Section 148(f) of the Code and the regulations and rulings thereunder, and

(iv) exercise reasonable diligence to assure that no errors are made in the calculations required by paragraph (2) and, if such error is made, to discover and promptly to correct such error within a reasonable amount of time thereafter, including payment to the United States of any interest and any penalty required by the Regulations.

(i) Not to Divert Arbitrage Profits. Except to the extent permitted by Section 148 of the Code and the regulations and rulings thereunder, the District shall not, at any time after the Issue Date of the Bonds and prior to the earlier of the final stated maturity or final payment of the Bonds, enter into any transaction that reduces the amount required to be paid to the United States pursuant to Subsection (h) of this Section because such transaction results in a smaller profit or a larger loss than would have resulted if the transaction had been at arm's length and had the Yield of the Bonds not been relevant to either party.

(j) Not Hedge Bonds. The District did not invest more than 50 percent of the Proceeds of the Refunded Bonds, and will not invest more than 50 percent of the proceeds of the Bonds, in Nonpurpose Investments having a guaranteed yield for four years or more. On the Issue Date of the Bonds, the District will reasonably expect, and on the Issue Date of the Refunded Bonds, the District reasonably expected, that at least 85 percent of the Net Sale Proceeds of the Bonds and Refunded Bonds, respectively, would be used to carry out the governmental purpose of such series within three years after the Issue Date of such series.

23. Defeasance of Refunded Bonds. The discharge and defeasance of the Refunded Bonds may be effectuated by depositing funds directly with the paying agent/registrars for the Refunded Bonds or pursuant to the terms and provisions of an Escrow Agreement, deposit agreement, letter of instructions or any other instrument relating to the safekeeping, investment, administration of and disposition of moneys deposited to effect the defeasance of the Refunded

Bonds, in such form and subject to such terms and conditions as the Superintendent and/or Chief Financial Officer determines may be necessary or convenient to carry out the intent and purpose of this Order, and which the Superintendent and/or Chief Financial Officer is hereby authorized to execute and deliver on behalf of the District.

24. Escrowed Securities. To assure the purchase of the Escrowed Securities referred to in the Escrow Agreement, the President or Vice President of the Board of Trustees, the Superintendent, the Chief Financial Officer and the Escrow Agent are hereby authorized to subscribe for, agree to purchase, and purchase obligations which are authorized investments for escrow accounts pursuant to Section 1207.062, Texas Government Code, in such amounts and maturities and bearing interest at such rates as may be provided for in the Report, and to execute any and all subscriptions, purchase agreements, commitments, letters of authorization and other documents necessary to effectuate the foregoing, and any actions heretofore taken for such purpose are hereby ratified and approved.

25. Redemption Prior to Maturity of Refunded Bonds. The District has irrevocably exercised its option to call the Refunded Bonds of the District for redemption prior to maturity on the dates and at the prices shown on Exhibit A attached to the Officer's Pricing Certificate, and authorized and directed notice of such redemption to be given in accordance with the orders authorizing the issuance of such bonds.

26. Permanent School Fund Guarantee. The District is authorized to apply to the Texas Commissioner of Education (the "Commissioner") for approval, subject to compliance with the Commissioners rules and regulations, for payment of the principal of and interest on the Bonds to be guaranteed by the Permanent School Fund of the State of Texas. In the event that the Bonds are guaranteed by Permanent School Fund of the State of Texas, the District covenants to comply timely with all applicable requirements and procedures under Article VII, Section 5 of the Texas Constitution, Subchapter C of Chapter 45, Texas Education Code and the Rules of the State Board of Education relating to the guarantee of the principal of and interest on the Bonds by the Permanent School Fund of the State of Texas. Upon defeasance of the Bonds, either at or prior to maturity in accordance with applicable law, the guarantee of the principal of and interest on the Bonds by the Permanent School Fund of the State of Texas shall be removed in its entirety. If the District is unable to pay the principal of or interest on a guaranteed Bond, the amount necessary to pay the principal or interest will be transferred to the Registrar for the Bonds from the Permanent School Fund of the State of Texas, and the amounts so transferred, plus interest, will be withheld by the Comptroller from the first State money payable to the District, first from the Foundation School Fund and, if necessary, from the Available School Fund.

Additionally, to the extent the Permanent School Fund Guarantee may not be available for any Bonds issued hereunder, the District hereby delegates the authority to the Pricing Officer to purchase a municipal bond insurance policy to insure the Bonds.

27. Continuing Disclosure Undertaking. If the Bonds are sold by public offering and are subject to the Rule (as defined below), the following provisions shall apply, unless modified by the Pricing Officer in the Officer's Pricing Certificate:

(a) Definitions. As used in this Section, the following terms have the meanings ascribed to them below:

*“Financial Obligation”* means a (a) debt obligation; (b) derivative instrument entered into in connection with, or pledged as security or a source of payment for, an existing or planned debt obligation; or (c) guarantee of a debt obligation or any such derivative instrument; provided that “financial obligation” shall not include municipal securities (as defined in the Securities Exchange Act of 1934, as amended) as to which a final official statement (as defined in the Rule) has been provided to the MSRB consistent with the Rule.

*“MSRB”* means the Municipal Securities Rulemaking Board.

*“Rule”* means SEC Rule 15c2-12, as amended from time to time.

*“SEC”* means the United States Securities and Exchange Commission.

(b) Annual Reports. The District shall provide annually to MSRB, in an electronic format as prescribed by the MSRB, (1) within six months after the end of each fiscal year, all quantitative financial information and operating data with respect to the District of the general type included in Appendix A to the Official Statement under Tables numbered 1 through 6 and 8 through 14, and (2) if not provided as part such financial information and operating data, audited financial statements of the District, when and if available. Any financial statements so to be provided shall be (i) prepared in accordance with the accounting principles prescribed by the Texas State Board of Education or such other accounting principles as the District may be required to employ from time to time pursuant to State law or regulation and (ii) audited, if the District commissions an audit of such statements and the audit is completed within the period during which they must be provided. If the audit of such financial statements is not complete within twelve (12) months after any such fiscal year end, then the District shall file unaudited financial statements within such 12-month period and audited financial statements for the applicable fiscal year, when and if the audit report on such financial statements becomes available.

If the District changes its fiscal year, it will submit a notice of such change to the MSRB, and the date of the new fiscal year end prior to the next date by which the District otherwise would be required to provide financial information and operating data pursuant to this Section.

The financial information and operating data to be provided pursuant to this Section may be set forth in full in one or more documents or may be included by specific reference to any document (including an official statement or other offering document, if it is available from the MSRB).

(c) Event Notices. The District shall submit a notice to the MSRB, in a timely manner (not in excess of ten (10) Business Days after the occurrence of an event), of any of the following events with respect to the Bonds:

- (i) Principal and interest payment delinquencies;

- (ii) Non-payment related defaults, if material;
- (iii) Unscheduled draws on debt service reserves reflecting financial difficulties;
- (iv) Unscheduled draws on credit enhancements reflecting financial difficulties;
- (v) Substitution of credit or liquidity providers or their failure to perform;
- (vi) Adverse tax opinions, the issuance by the Internal Revenue Service of proposed or final determinations of taxability, Notices of Proposed Issue (IRS Form 5701-TEB) or other material notices or determinations with respect to the tax status of the Bonds, or other material events affecting the tax status of the Bonds;
- (vii) Modifications to rights of holders of the Bonds, if material;
- (viii) Bond calls, if material, and tender offers;
- (ix) Defeasances;
- (x) Release, substitution, or sale of property securing repayment of the Bonds, if material;
- (xi) Rating changes;
- (xii) Bankruptcy, insolvency, receivership or similar event of the District;
- (xiii) The consummation of a merger, consolidation, or acquisition involving the District or the sale of all or substantially all of the assets of the District, other than in the ordinary course of business, the entry into a definitive agreement to undertake such an action or the termination of a definitive agreement relating to any such actions, other than pursuant to its terms, if material; and
- (xiv) Appointment of a successor or additional trustee or the change of name of a trustee, if material.
- (xv) incurrence of a Financial Obligation of the District, if material, or agreement to covenants, events of default, remedies, priority rights, or other similar terms of a Financial Obligation of the District, any of which affect security holders, if material; and

(xvi) default, event of acceleration, termination event, modification of terms, or other similar events under the terms of a Financial Obligation of the District, any of which reflect financial difficulties.

For these purposes, (a) any event described in (xii) in the immediately preceding paragraph is considered to occur when any of the following occur: the appointment of a receiver, fiscal agent, or similar officer for the District in a proceeding under the United States Bankruptcy Code or in any other proceeding under state or federal law in which a court or governmental authority has assumed jurisdiction over substantially all of the assets or business of the District, or if such jurisdiction has been assumed by leaving the existing governing body and officials or officers in possession but subject to the supervision and orders of a court or governmental authority, or the entry of an order confirming a plan of reorganization, arrangement, or liquidation by a court or governmental authority having supervision or jurisdiction over substantially all of the assets or business of the District; and (b) the District intends the words used in the above clauses (xv) and (xvi) and in the definition of Financial Obligation above to have the meanings ascribed to them in SEC Release No. 34-83885 dated August 20, 2018.

The District shall notify the MSRB in an electronic format prescribed by the MSRB, in a timely manner, of any failure by the District to provide financial information or operating data in accordance with this Section by the time required by such Section.

All documents provided to the MSRB shall be accompanied by identifying information, as prescribed by the MSRB.

(d) Limitations, Disclaimers, and Amendments. The District shall be obligated to observe and perform the covenants specified in this Section for so long as, but only for so long as, the District remains an “obligated person” with respect to the Bonds within the meaning of the Rule, except that the District in any event will give the notice required by this Section of any Bond calls and defeasance that cause the District to be no longer such an “obligated person.”

The provisions of this Section are for the sole benefit of the registered owners and beneficial owners of the Bonds, and nothing in this Section, express or implied, shall give any benefit or any legal or equitable right, remedy, or claim hereunder to any other person. The District undertakes to provide only the financial information, operating data, financial statements, and notices which it has expressly agreed to provide pursuant to this Section and does not hereby undertake to provide any other information that may be relevant or material to a complete presentation of the District’s financial results, condition, or prospects or hereby undertake to update any information provided in accordance with this Section or otherwise, except as expressly provided herein. The District does not make any representation or warranty concerning such information or its usefulness to a decision to invest in or sell Bonds at any future date.

UNDER NO CIRCUMSTANCES SHALL THE DISTRICT BE LIABLE TO THE REGISTERED OWNER OR BENEFICIAL OWNER OF ANY BOND OR ANY OTHER PERSON, IN CONTRACT OR TORT, FOR DAMAGES RESULTING IN WHOLE OR IN PART FROM ANY BREACH BY THE DISTRICT, WHETHER NEGLIGENT OR WITHOUT FAULT ON ITS PART, OF ANY COVENANT SPECIFIED IN THIS SECTION, BUT EVERY RIGHT AND REMEDY OF ANY SUCH PERSON, IN CONTRACT OR TORT, FOR OR ON

ACCOUNT OF ANY SUCH BREACH SHALL BE LIMITED TO AN ACTION FOR MANDAMUS OR SPECIFIC PERFORMANCE.

No default by the District in observing or performing its obligations under this Section shall constitute a breach of or default under the Order for purposes of any other provision of this Order.

Nothing in this Section is intended to or shall act to disclaim, waive, or otherwise limit the duties of the District under federal and state securities laws.

The provisions of this Section may be amended by the District from time to time to adapt to changed circumstances that arise from a change in legal requirements, a change in law, or a change in the identity, nature, status, or type of operations of the District, but only if (1) the provisions of this Section, as so amended, would have permitted an underwriter to purchase or sell the Bonds in the primary offering of the Bonds in compliance with the Rule, taking into account any amendments or interpretations of the Rule to the date of such amendment, as well as such changed circumstances, and (2) either (a) the registered owners of a majority in aggregate principal amount (or any greater amount required by any other provision of this Order that authorizes such an amendment) of the Outstanding Bonds consent to such amendment or (b) a person that is unaffiliated with the District (such as nationally recognized bond counsel) determines that such amendment will not materially impair the interests of the registered owners and beneficial owners of the Bonds. If the District so amends the provisions of this Section, it shall include with any amended financial information or operating data next provided in accordance with this Section an explanation, in narrative form, of the reasons for the amendment and of the impact of any change in the type of financial information or operating data so provided. The District may also amend or repeal the provisions of this Section if the SEC amends or repeals the applicable provisions of the Rule or a court of final jurisdiction enters judgment that such provisions of the Rule are invalid, and the District also may amend the provisions of this Section in its discretion in any other manner or circumstance, but in any case only if and to the extent that the provisions of this sentence would not have prevented an underwriter from lawfully purchasing or selling Bonds in the primary offering of the Bonds, giving effect to (a) such provisions as so amended and (b) any amendments or interpretations of the Rule.

28. Official Statement. The Board hereby approves the preparation and distribution of a Preliminary Official Statement on behalf of the District in the public offering and sale of the Bonds, and the Pricing Officer and other proper officials of the District are hereby authorized to certify or otherwise represent that such Preliminary Official Statement is “deemed final” as of its date within the meaning and for the purposes of paragraph (b)(1) of Rule 15c2-12 under the Securities and Exchange Act of 1934, as amended. The Board hereby authorizes the preparation of a final Official Statement reflecting the terms of the final pricing and other relevant information. The use of such Official Statement by the Underwriter is hereby approved and authorized and the proper officials of the District are authorized to sign such Official Statement .

29. Power to Revise Form of Documents. Notwithstanding any other provision of this Order, the President or Vice President of the Board and each of the Pricing Officers are hereby authorized to make or approve such revisions, additions, deletions, and variations to this Order and

in the form of the documents attached hereto as exhibits as, in the judgment of the President, and in the opinion of Bond Counsel to the District, may be necessary or convenient to carry out or assist in carrying out the purposes of this Order, the Preliminary Official Statement, the final Official Statement, or as may be required for approval of the Bonds by the Attorney General of Texas; provided, however, that any changes to such documents resulting in substantive amendments to the terms and conditions of the Bonds or such documents shall be subject to the prior approval of the Board.

30. Related Matters. To satisfy in a timely manner all of the District's obligations under this Order, the President or Vice President, the Secretary or the Assistant Secretary, and all other appropriate officers and agents of the District are hereby authorized and directed to take all other actions that are reasonably necessary to provide for the refunding of the Refunded Bonds, including, without limitation, executing and delivering on behalf of the District all certificates, consents, receipts, requests, and other documents as may be reasonably necessary to satisfy the District's obligations under this Order and to direct the application of funds of the District consistent with the provisions of this Order.

31. Registrar. The form of agreement setting forth the duties of the Registrar is hereby approved, and the appropriate officials of the District are hereby authorized to execute such agreement for and on behalf of the District.

32. No Personal Liability. No recourse shall be had for payment of the principal of or interest on any Bonds or for any claim based thereon, or on this Order, against any official or employee of the District or any person executing any Bonds.

33. Open Meeting. It is hereby officially found and determined that the meeting at which this Order was adopted was open to the public, and that public notice of the time, place and purpose of said meeting was given, all as required by the Texas Open Meetings Act.

PASSED AND APPROVED this 9th day of February, 2026.

---

President, Board of Trustees  
Friendswood Independent School District

ATTEST:

---

Secretary, Board of Trustees  
Friendswood Independent School District

(SEAL)

**EXHIBIT A**

**REFUNDING CANDIDATES**

Unlimited Tax Refunding Bonds, Series 2016

**CERTIFICATE FOR ORDER**

STATE OF TEXAS §  
COUNTIES OF GALVESTON AND BRAZORIA §

We, the undersigned officers of the Board of Trustees (the “Board”) of Friendswood Independent School District (the “District”), hereby certify as follows:

1. The Board convened in a regular meeting on February 9, 2026, at the regular meeting place thereof, within the District, and the roll was called of the duly constituted officers and members of the Board, to-wit:

Tony Hopkins	President
David Montz	Vice President
Laura Seifert	Secretary
Niki Rhodes	Trustee
Rebecca Hillenburg	Trustee
Beau Egert	Trustee
Ralph Hobratschk	Trustee

and all of such persons were present, except \_\_\_\_\_, thus constituting a quorum. Whereupon, among other business, the following was transacted at such meeting: a written

ORDER AUTHORIZING THE ISSUANCE OF FRIENDSWOOD INDEPENDENT SCHOOL DISTRICT UNLIMITED TAX REFUNDING BONDS, SERIES 2026; SETTING CERTAIN PARAMETERS FOR THE BONDS; AUTHORIZING THE PRICING OFFICER TO APPROVE THE AMOUNT, THE INTEREST RATE, AND PRICE, INCLUDING THE TERMS THEREOF; AUTHORIZING THE REDEMPTION PRIOR TO MATURITY OF CERTAIN OUTSTANDING BONDS; AND CERTAIN OTHER PROCEDURES AND PROVISIONS RELATED THERETO

was duly introduced for the consideration of such Board and read in full. It was then duly moved and seconded that such order be adopted; and, after due discussion, such motion, carrying with it the adoption of such order, prevailed and carried by the following vote:

AYES:           \_\_\_                   NOES:           \_\_\_                   ABSTAIN:       \_\_\_

2. A true, full and correct copy of the aforesaid order adopted at the meeting described in the above and foregoing paragraph is attached to and follows this certificate; that such order has been duly recorded in the Board’s minutes of such meeting; that the above and foregoing paragraph is a true, full and correct excerpt from the Board’s minutes of such meeting pertaining to the adoption of such order; that the persons named in the above and foregoing paragraph are the duly chosen, qualified and acting officers and members of the Board as indicated therein; that each of the officers and members of the Board was duly and sufficiently notified officially and personally, in advance, of the date, hour, place and purpose of the aforesaid meeting, and that the order would be introduced and considered for adoption at such meeting, and each of such officers and members

consented, in advance, to the holding of such meeting for such purpose; that such meeting was open to the public as required by law; and that public notice of the date, hour, place and subject of such meeting was given as required by Chapter 551, Texas Government Code, as amended.

SIGNED AND SEALED this 9<sup>th</sup> day of February, 2026.

---

President, Board of Trustees

---

Secretary, Board of Trustees

(SEAL)

**CERTIFICATE FOR ORDER**

STATE OF TEXAS §  
COUNTIES OF GALVESTON AND BRAZORIA §

We, the undersigned officers of the Board of Trustees (the “Board”) of Friendswood Independent School District (the “District”), hereby certify as follows:

1. The Board convened in a regular meeting on February 9, 2026, at the regular meeting place thereof, within the District, and the roll was called of the duly constituted officers and members of the Board, to-wit:

Tony Hopkins	President
David Montz	Vice President
Laura Seifert	Secretary
Niki Rhodes	Trustee
Rebecca Hillenburg	Trustee
Beau Egert	Trustee
Ralph Hobratschk	Trustee

and all of such persons were present, except \_\_\_\_\_, thus constituting a quorum. Whereupon, among other business, the following was transacted at such meeting: a written

**ORDER CALLING SCHOOL BUILDING BOND ELECTION**

was duly introduced for the consideration of such Board and read in full. It was then duly moved and seconded that such order be adopted; and, after due discussion, such motion, carrying with it the adoption of such order, prevailed and carried by the following vote:

AYES:           \_\_\_                   NOES:           \_\_\_                   ABSTAIN:       \_\_\_

2. A true, full and correct copy of the aforesaid order adopted at the meeting described in the above and foregoing paragraph is attached to and follows this certificate; that such order has been duly recorded in the Board’s minutes of such meeting; that the above and foregoing paragraph is a true, full and correct excerpt from the Board’s minutes of such meeting pertaining to the adoption of such order; that the persons named in the above and foregoing paragraph are the duly chosen, qualified and acting officers and members of the Board as indicated therein; that each of the officers and members of the Board was duly and sufficiently notified officially and personally, in advance, of the date, hour, place and purpose of the aforesaid meeting, and that the order would be introduced and considered for adoption at such meeting, and each of such officers and members consented, in advance, to the holding of such meeting for such purpose; that such meeting was open to the public as required by law; and that public notice of the date, hour, place and subject of such meeting was given as required by Chapter 551, Texas Government Code, as amended.

SIGNED AND SEALED this 9<sup>th</sup> day of February, 2026.

\_\_\_\_\_  
President, Board of Trustees

\_\_\_\_\_  
Secretary, Board of Trustees

(SEAL)

NOTICE OF BOND ELECTION

TO THE RESIDENT, QUALIFIED ELECTORS OF THE FRIENDSWOOD INDEPENDENT SCHOOL DISTRICT:

NOTICE IS HEREBY GIVEN that an election will be held in the FRIENDSWOOD INDEPENDENT SCHOOL DISTRICT, on the 2nd day of May, 2026, in accordance with the following order:

**ORDER CALLING SCHOOL BUILDING BOND ELECTION**

STATE OF TEXAS §  
COUNTIES OF GALVESTON AND BRAZORIA §  
FRIENDSWOOD INDEPENDENT SCHOOL DISTRICT §

WHEREAS, the Board of Trustees (the “Board”) of the Friendswood Independent School District (the “District”) finds and determines that it is necessary and advisable to call and hold an election (the “Election”) for and within the District on the propositions hereinafter set forth;

WHEREAS, it is hereby officially found and determined that said Election shall be held on a uniform election date established by Section 41.001(a), Texas Election Code (the “Code”), as required by Texas law;

WHEREAS, the Board, pursuant to the applicable provisions of the Code, will enter into agreement with Galveston County (the “County”) for the provision of election services, including but not limited to sharing election equipment, election supplies, election workers, tabulation services, polling locations, and electronic voting equipment (the “Election Services Contract”) for District voters in both Galveston County and Brazoria County;

WHEREAS, the Board finds and declares that the meeting at which this Election Order is considered is open to the public, and that the public notice of the time, place and purpose of the meeting was given, as required by Chapter 551, Texas Government Code, as amended; Now Therefore,

BE IT ORDERED BY THE BOARD OF TRUSTEES OF FRIENDSWOOD INDEPENDENT SCHOOL DISTRICT THAT:

1. Findings. The statements contained in the preamble of this Election Order are true and correct and are hereby adopted as findings of fact and as a part of the operative provisions hereof.
2. Election Ordered; Date; Hours. The Election shall be held for and within the District on Saturday, May 2, 2026 (“Election Day”), in accordance with the Code. On Election Day the polls shall be open from 7:00 a.m. to 7:00 p.m.
3. Taxes; Propositions. Taxes sufficient to pay the principal and interest on the bonds or any related credit agreements may be imposed. At the Election, the following propositions (the “Propositions”), setting forth the purposes, the principal amount and the maximum maturity dates for the Bonds to be authorized, shall be submitted to the qualified voters of the District in accordance with law:

**FRIENDSWOOD INDEPENDENT SCHOOL DISTRICT PROPOSITION A**

SHALL THE BOARD OF TRUSTEES OF FRIENDSWOOD INDEPENDENT SCHOOL DISTRICT (THE “DISTRICT”) BE AUTHORIZED TO ISSUE AND SELL AT ANY PRICE OR PRICES THE BONDS OF THE DISTRICT IN ONE

OR MORE SERIES OR INSTALLMENTS IN THE AMOUNT OF \$26,000,000 FOR THE CONSTRUCTION, ACQUISITION AND EQUIPMENT OF SCHOOL BUILDINGS IN THE DISTRICT, INCLUDING IMPROVEMENTS TO CRITICAL INFRASTRUCTURE SUCH AS HEATING AND AIR CONDITIONING SYSTEMS, PLUMBING, ELECTRICAL, ROOFING, SAFETY AND SECURITY UPDATES, CONVERSION OF EXISTING SPACES AT WINDSONG ELEMENTARY AND BALES INTERMEDIATE TO CREATE SCIENCE LABS, THE PURCHASE OF NECESSARY SITES FOR SCHOOL BUILDINGS AND THE PURCHASE OF NEW SCHOOL BUSES, WHICH BONDS SHALL MATURE NOT MORE THAN 40 YEARS FROM THEIR DATE, AND SHALL BEAR INTEREST AND BE ISSUED AND SOLD IN ACCORDANCE WITH THE LAW AT THE TIME OF ISSUANCE; AND SHALL THE BOARD OF TRUSTEES BE AUTHORIZED TO LEVY AND PLEDGE, AND CAUSE TO BE ASSESSED AND COLLECTED, ANNUAL AD VALOREM TAXES ON ALL TAXABLE PROPERTY IN THE DISTRICT SUFFICIENT, WITHOUT LIMIT AS TO RATE OR AMOUNT, TO PAY THE PRINCIPAL OF AND INTEREST ON SAID BONDS AND THE COSTS OF ANY CREDIT AGREEMENTS EXECUTED OR AUTHORIZED IN ANTICIPATION OF, IN RELATION TO, OR IN CONNECTION WITH SAID BONDS TO BE ISSUED AND SAID TAXES TO BE LEVIED, PLEDGED, ASSESSED, AND COLLECTED UNDER THE CONSTITUTION AND LAWS OF THE STATE OF TEXAS AND THE UNITED STATES OF AMERICA?

FRIENDSWOOD INDEPENDENT SCHOOL DISTRICT PROPOSITION B

SHALL THE BOARD OF TRUSTEES OF FRIENDSWOOD INDEPENDENT SCHOOL DISTRICT (THE "DISTRICT") BE AUTHORIZED TO ISSUE AND SELL AT ANY PRICE OR PRICES THE BONDS OF THE DISTRICT IN ONE OR MORE SERIES OR INSTALLMENTS IN THE AMOUNT OF \$40,625,000 FOR THE CONSTRUCTION, ACQUISITION AND EQUIPMENT OF SCHOOL BUILDINGS IN THE DISTRICT, INCLUDING THE CONSTRUCTION OF A REPLACEMENT WESTWOOD ELEMENTARY CAMPUS, WHICH BONDS SHALL MATURE NOT MORE THAN 40 YEARS FROM THEIR DATE, AND SHALL BEAR INTEREST AND BE ISSUED AND SOLD IN ACCORDANCE WITH THE LAW AT THE TIME OF ISSUANCE; AND SHALL THE BOARD OF TRUSTEES BE AUTHORIZED TO LEVY AND PLEDGE, AND CAUSE TO BE ASSESSED AND COLLECTED, ANNUAL AD VALOREM TAXES ON ALL TAXABLE PROPERTY IN THE DISTRICT SUFFICIENT, WITHOUT LIMIT AS TO RATE OR AMOUNT, TO PAY THE PRINCIPAL OF AND INTEREST ON SAID BONDS AND THE COSTS OF ANY CREDIT AGREEMENTS EXECUTED OR AUTHORIZED IN ANTICIPATION OF, IN RELATION TO, OR IN CONNECTION WITH SAID BONDS TO BE ISSUED AND SAID TAXES TO BE LEVIED, PLEDGED, ASSESSED, AND COLLECTED UNDER THE CONSTITUTION AND LAWS OF THE STATE OF TEXAS AND THE UNITED STATES OF AMERICA?

FRIENDSWOOD INDEPENDENT SCHOOL DISTRICT PROPOSITION C

SHALL THE BOARD OF TRUSTEES OF FRIENDSWOOD INDEPENDENT SCHOOL DISTRICT (THE "DISTRICT") BE AUTHORIZED TO ISSUE AND SELL AT ANY PRICE OR PRICES THE BONDS OF THE DISTRICT IN ONE OR MORE SERIES OR INSTALLMENTS IN THE AMOUNT OF \$12,900,000 FOR THE CONSTRUCTION, ACQUISITION AND EQUIPMENT OF SCHOOL BUILDINGS IN THE DISTRICT, INCLUDING RENOVATION AND EXPANSION OF THE CAREER AND AGRICULTURAL SCIENCE CENTER TO SUPPORT WELDING, AGRICULTURAL SCIENCE, AND VOCATIONAL AND CAREER EXPLORATION, WHICH BONDS SHALL MATURE NOT MORE THAN 40 YEARS FROM THEIR DATE, AND SHALL BEAR INTEREST AND BE ISSUED AND SOLD IN ACCORDANCE WITH THE LAW AT THE TIME OF ISSUANCE; AND SHALL THE BOARD OF TRUSTEES BE AUTHORIZED TO LEVY AND PLEDGE, AND CAUSE TO BE ASSESSED AND COLLECTED, ANNUAL AD VALOREM TAXES ON ALL TAXABLE PROPERTY IN THE DISTRICT SUFFICIENT, WITHOUT LIMIT AS TO RATE OR AMOUNT, TO PAY THE PRINCIPAL OF AND INTEREST ON SAID BONDS AND THE COSTS OF ANY CREDIT AGREEMENTS EXECUTED OR AUTHORIZED IN ANTICIPATION OF, IN RELATION TO, OR IN CONNECTION WITH SAID BONDS TO BE ISSUED AND SAID TAXES TO BE LEVIED, PLEDGED, ASSESSED, AND COLLECTED UNDER THE CONSTITUTION AND LAWS OF THE STATE OF TEXAS AND THE UNITED STATES OF AMERICA?

FRIENDSWOOD INDEPENDENT SCHOOL DISTRICT PROPOSITION D

SHALL THE BOARD OF TRUSTEES OF FRIENDSWOOD INDEPENDENT SCHOOL DISTRICT (THE "DISTRICT") BE AUTHORIZED TO ISSUE AND SELL AT ANY PRICE OR PRICES THE BONDS OF THE DISTRICT IN ONE OR MORE SERIES OR INSTALLMENTS IN THE AMOUNT OF \$2,000,000 FOR THE ACQUISITION OR UPDATE OF TECHNOLOGY EQUIPMENT, WHICH BONDS SHALL MATURE NOT MORE THAN 40 YEARS FROM THEIR DATE, AND SHALL BEAR INTEREST AND BE ISSUED AND SOLD IN ACCORDANCE WITH THE LAW AT THE TIME OF ISSUANCE; AND SHALL THE BOARD OF TRUSTEES BE AUTHORIZED TO LEVY AND PLEDGE, AND CAUSE TO BE ASSESSED AND COLLECTED, ANNUAL AD VALOREM TAXES ON ALL TAXABLE PROPERTY IN THE DISTRICT SUFFICIENT, WITHOUT LIMIT AS TO RATE OR AMOUNT, TO PAY THE PRINCIPAL OF AND INTEREST ON SAID BONDS AND THE COSTS OF ANY CREDIT AGREEMENTS EXECUTED OR AUTHORIZED IN ANTICIPATION OF, IN RELATION TO, OR IN CONNECTION WITH SAID BONDS TO BE ISSUED AND SAID TAXES TO BE LEVIED, PLEDGED, ASSESSED, AND COLLECTED UNDER THE CONSTITUTION AND LAWS OF THE STATE OF TEXAS AND THE UNITED STATES OF AMERICA?

4. Official Ballots. a. Voting at the Election, and early voting therefor, shall be by the use of the lawfully approved voting systems and ballots.
- b. The preparation of the necessary equipment and the official ballots for the Election shall conform to the requirements of the Code so as to permit the electors to vote “FOR” or “AGAINST” the aforesaid Propositions which shall be set forth on the ballots substantially in the following form:

OFFICIAL BALLOTS

FRIENDSWOOD INDEPENDENT SCHOOL DISTRICT PROPOSITION A

- |                                  |  |
|----------------------------------|--|
| <input type="checkbox"/> FOR     | THIS IS A PROPERTY TAX INCREASE. The issuance of \$26,000,000 bonds for the construction, acquisition and equipment of school buildings in the district, including improvements to critical infrastructure such as heating and air conditioning systems, plumbing, electrical, roofing, safety and security updates, conversion of existing spaces at Windsong Elementary and Bales Intermediate to create science labs, the purchase of necessary sites for school buildings and the purchase of new school buses, and the imposition of taxes sufficient to pay the principal of and interest on the bonds and the costs of any related credit agreements. |
| <input type="checkbox"/> AGAINST |  |

FRIENDSWOOD INDEPENDENT SCHOOL DISTRICT PROPOSITION B

- |                                  |   |
|----------------------------------|---|
| <input type="checkbox"/> FOR     | THIS IS A PROPERTY TAX INCREASE. The issuance of \$40,625,000 bonds for the construction, acquisition and equipment of school buildings in the district, including the construction of a replacement Westwood Elementary campus, and the imposition of taxes sufficient to pay the principal of and interest on the bonds and the costs of any related credit agreements. |
| <input type="checkbox"/> AGAINST |   |

FRIENDSWOOD INDEPENDENT SCHOOL DISTRICT PROPOSITION C

- |                                  |  |
|----------------------------------|--|
| <input type="checkbox"/> FOR     | THIS IS A PROPERTY TAX INCREASE. The issuance of \$12,900,000 bonds for the construction, acquisition and equipment of school buildings in the district, including renovation and expansion of the career and agricultural science center to support welding, agricultural science, and vocational and |
| <input type="checkbox"/> AGAINST |  |

career exploration, and the imposition of taxes sufficient to pay the principal of and interest on the bonds and the costs of any related credit agreements.

FRIENDSWOOD INDEPENDENT SCHOOL DISTRICT PROPOSITION D

FOR THIS IS A PROPERTY TAX INCREASE. The issuance of \$2,000,000 bonds for the acquisition or update of technology equipment, and the imposition of taxes sufficient to pay the principal of and interest on the bonds and the costs of any related credit agreements.

AGAINST

5. Persons Qualified to Vote. All resident, qualified electors of the District shall be eligible to vote at the Election.
6. Election Precincts, Voting Locations and Voting Hours on Election Day. The voting locations for voting on Election Day shall be the polling locations set forth in **Exhibit A**, or at such other locations as hereafter may be designated by the Galveston County Clerk (the “Galveston County Election Officer”) in accordance with the Election Services Contract, and such locations are hereby adopted and approved. The notices of the Election shall be conformed to the final locations. On Election Day, the polls shall be open from 7:00 a.m. to 7:00 p.m.
7. Early Voting Locations, Dates and Times. a. Early voting by personal appearance shall be held at the locations, at the times and on the days set forth in **Exhibit B** or at such other locations as hereafter may be designated by the Galveston County Election Officer in accordance with the Election Services Contract, and such locations are hereby adopted and approved. The notices of the Election shall be conformed to the final locations designated by the Galveston County Election Officer.  
  
b. The Board hereby appoints Dwight D. Sullivan, Galveston County Clerk, as Early Voting Clerk and applications for ballot by mail shall be sent to the Early Voting Clerk at the following address: Attention: Ballots By Mail c/o Dwight Sullivan, Galveston County Clerk, P. O. Box 17253, Galveston, TX 77552-7253 or by fax at (409) 762-3249 or by email at absenteeballotapplications@co.galveston.tx.us. If an application is sent by fax or email, the original must still be mailed to the mailing address above.
8. Election Services Contract; Joint Election. The District has contracted with Galveston County for election services for District voters in both Galveston County and Brazoria County. The District will conduct a joint election with other participating governmental entities in Galveston County who are holding elections on Election Day, if any, pursuant to the Election Services Contract. The President of the Board of Trustees, the Superintendent, or their designees, are authorized to do all things necessary to effectuate

the Election Services Contract and one or more joint election agreements, or similar contracts or agreements with Galveston County and any joint election participants if desired or required to comply with applicable law.

9. Notice of Election. Notice of the Election shall be given in the manner required by law.
10. Voter Information Documents. The forms of the Voter Information Documents for Propositions A, B, C, and D are attached hereto as **Exhibit C**. The Voter Information Documents shall be posted in the same manner as is required for the posting of this Election Order, pursuant to the provisions of Section 4.003(f), Texas Election Code, and may be posted as part of this Election Order.
11. Conduct of Election. The Election shall be held in accordance with the Code, except as modified by the Texas Education Code and the Federal Voting Rights Act of 1965, as amended, including particularly Chapter 272 of the Code pertaining to bilingual requirements.
12. Required Information.

(a) Pursuant to Section 3.009, Texas Election Code: (i) the language for each proposition that will appear on the ballot and the purposes for which the bonds for each proposition are to be authorized are set forth in Section 3 of this Election Order, (ii) the principal amounts of bonds for each proposition to be authorized is set forth in Section 3 of this Election Order, (iii) if the issuance of bonds is authorized by voters, taxes sufficient, without limit as to rate or amount, to pay the annual principal of and interest on the bonds and the costs of any credit agreements may be imposed, (iv) bonds authorized pursuant to this Election Order may be issued to mature over not to exceed 40 years from their date of issuance (v) based on market conditions at the time of adoption of this Election Order, the maximum net effective interest rate on any series of the bonds is estimated to be 4.50%, (vi) as of the date of adoption of this Election Order, (A) the aggregate amount of outstanding principal of the District's debt obligations is \$180,565,000 (B) the aggregate amount of outstanding interest on the District's debt obligations is \$53,850,575 and (C) the District's ad valorem debt service tax rate is \$0.24310 per \$100 valuation of taxable property.

(b) The statements contained in this Section 12: (i) are based on information available to the District on the date of adoption of this Election Order, including projections obtained from the District's financial advisor, (ii) necessarily consist of estimates and projections that are subject to change based on facts, circumstances and conditions at the time that bonds approved pursuant to this Election Order are issued and (iii) are not intended to limit the authority of the Board to issue bonds in accordance with other terms contained in this Election Order. Accordingly, actual tax rates, interest rates, maturity dates, aggregate outstanding indebtedness and interest on such debt will vary and will be established after the bonds are issued. To the extent of any conflict between this subsection and other terms of this Election Order, such other terms control.

(c) The District's internet website is: <https://www.myfisd.com>. Galveston County's websites are: <https://www.galvestoncountytexas.gov/> and <https://galvestonvotes.org/>.

13. Necessary Actions. The President and the Secretary of the Board and the Superintendent, and all other appropriate officers, agents, and representatives of the District in consultation with the District's attorney and bond counsel are hereby authorized and directed to take any and all actions necessary to carry out the purposes of this Election Order and to comply with the provisions of the Code and the Federal Voting Rights Act in carrying out and conducting the Election, whether or not expressly authorized herein.
14. Authority of Superintendent. The Superintendent of the District shall have the authority to take, or cause to be taken, all actions reasonable and necessary to ensure that the Election is fairly held and returns properly counted and tabulated for canvass by the Board, which actions are hereby ratified and confirmed.
15. Authorization to Execute. The President or Vice President of the Board are each authorized individually to execute and the Secretary of the Board is authorized to attest this Election Order on behalf of the Board; and the President and Vice President of the Board are each authorized individually to do all other things legal and necessary in connection with the holding and consummation of the Election.
16. Severability. If any provision, section, subsection, sentence, clause or phrase of this Election Order, or the application of the same to any person or set of circumstances is for any reason held to be unconstitutional, void, invalid, or unenforceable, neither the remaining portions of this Election Order nor their application to other persons or sets of circumstances shall be affected thereby, it being the intent of the District in adopting this Election Order that no portion hereof or provision or regulation contained herein shall become inoperative or fail by reason of any unconstitutionality, voidness, invalidity or unenforceability of any other portion hereof, and all provisions of this Election Order are declared to be severable for that purpose.
17. Effective Date. This Election Order is effective immediately upon its passage and approval.

*[Signature page follows]*

PASSED AND APPROVED the 9th day of February, 2026.

---

President, Board of Trustees  
Friendswood Independent School District

ATTEST:

---

Secretary, Board of Trustees  
Friendswood Independent School District

(SEAL)

**EXHIBIT A**

**FRIENDSWOOD INDEPENDENT SCHOOL DISTRICT**

**ELECTION DAY VOTING LOCATIONS\***  
*May 2, 2026 hours from 7:00 a.m. to 7:00 p.m.*

[to come]

*\*Locations subject to change pursuant Election Services Contract*

**EXHIBIT B**

**EARLY VOTING LOCATION, DATES AND TIMES\***

**Main Voting Location**

[to come]

*\*Locations subject to change pursuant Election Services Contract*

**EXHIBIT C**

**VOTER INFORMATION DOCUMENT FOR FRIENDSWOOD ISD BOND  
PROPOSITION A**

(a) The language that will appear on the ballot for Proposition A is set forth below:

**FRIENDSWOOD ISD PROPOSITION A**

[ ] FOR

THIS IS A PROPERTY TAX INCREASE. The issuance of \$26,000,000 bonds for the construction, acquisition and equipment of school buildings in the district, including improvements to critical infrastructure such as heating and air conditioning systems, plumbing, electrical, roofing, safety and security updates, conversion of existing spaces at Windsong Elementary and Bales Intermediate to create science labs, the purchase of necessary sites for school buildings and the purchase of new school buses, and the imposition of taxes sufficient to pay the principal of and interest on the bonds and the costs of any related credit agreements.

[ ] AGAINST

(b) Certain information regarding District debt is provided in the table below:

Principal Amount of Bonds to be Authorized:	Estimated Interest for Bonds to be Authorized:	Estimated Combined Principal and Interest for Bonds to be Authorized:	Principal of all Outstanding Tax Debt (as of date of the Election Order):	Estimated Remaining Interest on all Outstanding Tax Debt (as of date of the Election Order):	Estimated Combined Principal and Interest on all Outstanding Tax Debt (as of date of the Election Order):
\$26,000,000	\$25,890,701	\$51,890,701	\$180,565,000	\$53,850,575	\$234,415,575

(c) The estimated maximum annual increase in the amount of taxes that would be imposed on a residence homestead in the District with an appraised value of \$100,000 to repay the bonds to be authorized under Proposition A is \$11.13 (i) the Bonds to be authorized are issued in 2026, (ii) an amortization of all debt obligations of the District including the Bonds, over 32 years, (iii) an interest rate of 4.50% on the Bonds, (iv) a 7.00% annual growth in taxable assessed values in the District through fiscal year 2030, and (v) continuing compliance by the District with Section 45.0031, Texas Education Code as it relates to the District demonstrating its ability to repay the principal and interest on any tax bonds from a tax at a rate not to exceed \$0.50 per \$100 of valuation. The foregoing is only an estimate provided to comply with Texas law and is subject to change; it does not serve as a limitation or a guarantee regarding outstanding indebtedness, the amount of taxes actually imposed, the amortization period for the bonds or the District's other debt obligations, interest rates, or taxable assessed values.

**VOTER INFORMATION DOCUMENT FOR FRIENDSWOOD ISD BOND  
PROPOSITION B**

(a) The language that will appear on the ballot for Proposition B is set forth below:

**FRIENDSWOOD ISD PROPOSITION B**

[ ] FOR

THIS IS A PROPERTY TAX INCREASE. The issuance of \$40,625,000 bonds for the construction, acquisition and equipment of school buildings in the district, including the construction of a replacement Westwood Elementary campus, and the imposition of taxes sufficient to pay the principal of and interest on the bonds and the costs of any related credit agreements.

[ ] AGAINST

(b) Certain information is provided in the table below:

Principal Amount of Bonds to be Authorized:	Estimated Interest for Bonds to be Authorized:	Estimated Combined Principal and Interest for Bonds to be Authorized:	Principal of all Outstanding Tax Debt (as of date of the Election Order):	Estimated Remaining Interest on all Outstanding Tax Debt (as of date of the Election Order):	Estimated Combined Principal and Interest on all Outstanding Tax Debt (as of date of the Election Order):
\$40,625,000	\$40,454,220	\$81,079,220	\$180,565,000	\$53,850,575	\$234,415,575

(c) The estimated maximum annual increase in the amount of taxes that would be imposed on a residence homestead in the District with an appraised value of \$100,000 to repay the Bonds to be authorized under Proposition B is \$17.39 assuming: (i) the Bonds to be authorized are issued in 2026, (ii) an amortization of all debt obligations of the District, including the Bonds, over 32 years, (iii) an interest rate of 4.50% on the Bonds, (iv) a 7.00% annual growth in taxable assessed values in the District through fiscal year 2030, and (v) continuing compliance by the District with Section 45.0031, Texas Education Code as it relates to the District demonstrating its ability to repay the principal and interest on any tax bonds from a tax at a rate not to exceed \$0.50 per \$100 of valuation. The foregoing is only an estimate provided to comply with Texas law and is subject to change; it does not serve as a limitation or a guarantee regarding outstanding indebtedness, the amount of taxes actually imposed, the amortization period for the Bonds or the District's other debt obligations, interest rates, or taxable assessed values.

**VOTER INFORMATION DOCUMENT FOR FRIENDSWOOD ISD BOND  
PROPOSITION C**

(a) The language that will appear on the ballot for Proposition C is set forth below:

**FRIENDSWOOD ISD PROPOSITION C**

FOR

THIS IS A PROPERTY TAX INCREASE. The issuance of \$12,900,000 bonds for the construction, acquisition and equipment of school buildings in the district, including renovation and expansion of the career and agricultural science center to support welding, agricultural science, and vocational and career exploration, and the imposition of taxes sufficient to pay the principal of and interest on the bonds and the costs of any related credit agreements.

AGAINST

(b) Certain information is provided in the table below:

Principal Amount of Bonds to be Authorized:	Estimated Interest for Bonds to be Authorized:	Estimated Combined Principal and Interest for Bonds to be Authorized:	Principal of all Outstanding Tax Debt (as of date of the Election Order):	Estimated Remaining Interest on all Outstanding Tax Debt (as of date of the Election Order):	Estimated Combined Principal and Interest on all Outstanding Tax Debt (as of date of the Election Order):
\$12,900,000	\$12,845,771	\$25,745,771	\$180,565,000	\$53,850,575	\$234,415,575

(c) The estimated maximum annual increase in the amount of taxes that would be imposed on a residence homestead in the District with an appraised value of \$100,000 to repay the bonds to be authorized under Proposition C is \$5.52, assuming (i) the Bonds to be authorized are issued in 2026, (ii) an amortization of all debt obligations of the District including the Bonds, over 32 years, (iii) an interest rate of 4.50% on the Bonds, (iv) a 7.00% annual growth in taxable assessed values in the District through fiscal year 2030, and (v) continuing compliance by the District with Section 45.0031, Texas Education Code as it relates to the District demonstrating its ability to repay the principal and interest on any tax bonds from a tax at a rate not to exceed \$0.50 per \$100 of valuation. The foregoing is only an estimate provided to comply with Texas law and is subject to change; it does not serve as a limitation or a guarantee regarding outstanding indebtedness, the amount of taxes actually imposed, the amortization period for the bonds or the District's other debt obligations, interest rates, or taxable assessed values.

**VOTER INFORMATION DOCUMENT FOR FRIENDSWOOD ISD BOND  
PROPOSITION D**

(a) The language that will appear on the ballot for Proposition D is set forth below:

**FRIENDSWOOD ISD PROPOSITION D**

[ ] FOR

THIS IS A PROPERTY TAX INCREASE. The issuance of \$2,000,000 bonds for the acquisition or update of technology equipment, and the imposition of taxes sufficient to pay the principal of and interest on the bonds and the costs of any related credit agreements.

[ ] AGAINST

(b) Certain information is provided in the table below:

Principal Amount of Bonds to be Authorized:	Estimated Interest for Bonds to be Authorized:	Estimated Combined Principal and Interest for Bonds to be Authorized:	Principal of all Outstanding Tax Debt (as of date of the Election Order):	Estimated Remaining Interest on all Outstanding Tax Debt (as of date of the Election Order):	Estimated Combined Principal and Interest on all Outstanding Tax Debt (as of date of the Election Order):
\$2,000,000	\$753,501	\$2,753,501	\$180,565,000	\$53,850,575	\$234,415,575

(c) The estimated maximum annual increase in the amount of taxes that would be imposed on a residence homestead in the District with an appraised value of \$100,000 to repay the bonds to be authorized under Proposition D is \$0.86, assuming (i) the Bonds to be authorized are issued in 2026, (ii) an amortization of all debt obligations of the District including the Bonds, over 10 years, (iii) an interest rate of 4.00% on the Bonds, (iv) a 7.00% annual growth in taxable assessed values in the District through fiscal year 2030, and (v) continuing compliance by the District with Section 45.0031, Texas Education Code as it relates to the District demonstrating its ability to repay the principal and interest on any tax bonds from a tax at a rate not to exceed \$0.50 per \$100 of valuation. The foregoing is only an estimate provided to comply with Texas law and is subject to change; it does not serve as a limitation or a guarantee regarding outstanding indebtedness, the amount of taxes actually imposed, the amortization period for the bonds or the District's other debt obligations, interest rates, or taxable assessed values.

# RESOLUTION

## Declining to Adopt a Policy Under SB11 Regarding a Period of Prayer and Reading of Religious Texts

**WHEREAS**, SB 11 (89th Legislature) authorizes the Board of Trustees to adopt a local policy requiring each campus to provide students and employees with an opportunity to participate in a daily period of prayer and reading of the Bible or other religious texts; and

**WHEREAS**, SB 11 does not require school districts to adopt such a policy, and adoption remains solely at the discretion of each local Board of Trustees; and

**WHEREAS**, the Board of Trustees acknowledges and supports the rights of students to engage in voluntary, student-initiated, non-disruptive religious expression, including prayer, in accordance with state and federal law, including Texas Education Code 25.151 and the First Amendment to the United States Constitution; and

**WHEREAS**, after consideration of the statutory option provided by SB11, the Board finds that adopting a policy establishing a school-directed period of prayer and reading of religious texts is not necessary to protect or expand student's religious liberties.

**NOW, THEREFORE, BE IT RESOLVED THAT:**

1. The Board of Trustees declines to adopt a policy under SB 11 establishing a daily period of prayer and reading of the Bible or other religious texts.
2. The Board affirms that students retain the right to voluntarily pray, read religious texts, or engage in other forms of religious expression, provided such activities are student-initiated, non-disruptive, and conducted during appropriate non-instructional time.
3. The Board directs the Superintendent to continue ensuring that district practices remain neutral toward religion, neither promoting nor inhibiting religious expression, in full compliance with state and federal law.
4. This resolution shall be recorded in the Board's minutes as documentation of the district's formal action under SB 11.

Adopted this \_\_\_ day of \_\_\_\_\_, 2026.

---

President, Board of Trustees

---

Secretary, Board of Trustees



January 2025-26

Budget Code	Description	Monthly Activity
001	HIGH SCHOOL	
199 E 11 6146 00 001 0 21 805	HIGH SCHOOL/TRS/CARE/NEW MEMBER/GIFTED & TALENTED/ADMIN BUDG	2.98
199 E 11 6146 75 001 0 21 805	HIGH SCHOOL/TRS/CARE/NEW MEMBER/GIFTED & TALENTED/ADMIN BUDG	4,815.77
199 E 11 6148 75 001 0 21 805	HIGH SCHOOL/LIFE INSURANCE/GIFTED & TALENTED/ADMIN BUDGETED	17.58
199 E 11 6149 00 001 0 21 805	HIGH SCHOOL/TRS DISTRICT CONTRIBUTION/GIFTED & TALENTED/ADMI	0.42
199 E 11 6149 75 001 0 21 805	HIGH SCHOOL/TRS DISTRICT CONTRIBUTION/GIFTED & TALENTED/ADMI	860.39
199 E 11 6112 75 001 0 22 805	HIGH SCHOOL/SUBSTITUTE TEACHERS/CAREER & TECHNOLOGY/ADMIN BU	4,085.85
199 E 11 6112 PD 001 0 22 826	HIGH SCHOOL/SUBSTITUTE TEACHERS/CAREER & TECHNOLOGY/CTE	285.00
199 E 11 6118 00 001 0 22 805	HIGH SCHOOL/EXTRA DUTY PAY/STIPENDS/CAREER & TECHNOLOGY/ADMI	4,834.86
199 E 11 6119 75 001 0 22 805	HIGH SCHOOL/PROFESSIONAL PERSONNEL/CAREER & TECHNOLOGY/ADMIN	129,209.80
199 E 11 6129 00 001 0 22 805	HIGH SCHOOL/SUPPORT PERSONNEL/CAREER & TECHNOLOGY/ADMIN BUDG	1,971.96
199 E 11 6141 00 001 0 22 805	HIGH SCHOOL/FICA/SOCIAL SECURITY/MEDICARE/CAREER & TECHNOLOG	96.00
199 E 11 6141 75 001 0 22 805	HIGH SCHOOL/FICA/SOCIAL SECURITY/MEDICARE/CAREER & TECHNOLOG	1,835.76
199 E 11 6141 PD 001 0 22 826	HIGH SCHOOL/FICA/SOCIAL SECURITY/MEDICARE/CAREER & TECHNOLOG	4.14
199 E 11 6142 75 001 0 22 805	HIGH SCHOOL/GROUP HEALTH INSURANCE/CAREER & TECHNOLOGY/ADMIN	2,994.26
199 E 11 6146 00 001 0 22 805	HIGH SCHOOL/TRS/CARE/NEW MEMBER/CAREER & TECHNOLOGY/ADMIN BU	253.86
199 E 11 6146 75 001 0 22 805	HIGH SCHOOL/TRS/CARE/NEW MEMBER/CAREER & TECHNOLOGY/ADMIN BU	5,487.31
199 E 11 6148 00 001 0 22 805	HIGH SCHOOL/LIFE INSURANCE/CAREER & TECHNOLOGY/ADMIN BUDGETE	0.82
199 E 11 6148 75 001 0 22 805	HIGH SCHOOL/LIFE INSURANCE/CAREER & TECHNOLOGY/ADMIN BUDGETE	19.62
199 E 11 6149 00 001 0 22 805	HIGH SCHOOL/TRS DISTRICT CONTRIBUTION/CAREER & TECHNOLOGY/AD	51.02
199 E 11 6149 75 001 0 22 805	HIGH SCHOOL/TRS DISTRICT CONTRIBUTION/CAREER & TECHNOLOGY/AD	969.09
199 E 11 6112 75 001 0 23 805	HIGH SCHOOL/SUBSTITUTE TEACHERS/SPECIAL EDUCATION/ADMIN BUDG	895.00
199 E 11 6112 EH 001 0 23 816	HIGH SCHOOL/SUBSTITUTE TEACHERS/SPECIAL EDUCATION/SPECIAL ED	95.00
199 E 11 6112 PD 001 0 23 816	HIGH SCHOOL/SUBSTITUTE TEACHERS/SPECIAL EDUCATION/SPECIAL ED	660.00
199 E 11 6118 00 001 0 23 805	HIGH SCHOOL/EXTRA DUTY PAY/STIPENDS/SPECIAL EDUCATION/ADMIN	116.66
199 E 11 6119 75 001 0 23 805	HIGH SCHOOL/PROFESSIONAL PERSONNEL/SPECIAL EDUCATION/ADMIN B	93,807.78
199 E 11 6121 00 001 0 23 850	HIGH SCHOOL/EXTRA DUTY PAY/OVERTIME/SPECIAL EDUCATION/CFO PA	307.85
199 E 11 6122 00 001 0 23 805	HIGH SCHOOL/PARA SUBSTITUTE/SPECIAL EDUCATION/ADMIN BUDGETED	297.50
199 E 11 6129 00 001 0 23 805	HIGH SCHOOL/SUPPORT PERSONNEL/SPECIAL EDUCATION/ADMIN BUDGET	26,519.67
199 E 11 6141 00 001 0 23 805	HIGH SCHOOL/FICA/SOCIAL SECURITY/MEDICARE/SPECIAL EDUCATION/	360.96
199 E 11 6141 00 001 0 23 850	HIGH SCHOOL/FICA/SOCIAL SECURITY/MEDICARE/SPECIAL EDUCATION/	4.38
199 E 11 6141 75 001 0 23 805	HIGH SCHOOL/FICA/SOCIAL SECURITY/MEDICARE/SPECIAL EDUCATION/	1,289.76
199 E 11 6141 EH 001 0 23 816	HIGH SCHOOL/FICA/SOCIAL SECURITY/MEDICARE/SPECIAL EDUCATION/	1.37
199 E 11 6141 PD 001 0 23 816	HIGH SCHOOL/FICA/SOCIAL SECURITY/MEDICARE/SPECIAL EDUCATION/	9.57
199 E 11 6142 00 001 0 23 805	HIGH SCHOOL/GROUP HEALTH INSURANCE/SPECIAL EDUCATION/ADMIN B	1,475.00
199 E 11 6142 75 001 0 23 805	HIGH SCHOOL/GROUP HEALTH INSURANCE/SPECIAL EDUCATION/ADMIN B	3,540.00
199 E 11 6146 00 001 0 23 805	HIGH SCHOOL/TRS/CARE/NEW MEMBER/SPECIAL EDUCATION/ADMIN BUDG	494.84
199 E 11 6146 00 001 0 23 850	HIGH SCHOOL/TRS/CARE/NEW MEMBER/SPECIAL EDUCATION/CFO PAYROL	6.16
199 E 11 6146 75 001 0 23 805	HIGH SCHOOL/TRS/CARE/NEW MEMBER/SPECIAL EDUCATION/ADMIN BUDG	4,058.92
199 E 11 6148 00 001 0 23 805	HIGH SCHOOL/LIFE INSURANCE/SPECIAL EDUCATION/ADMIN BUDGETED	12.16
199 E 11 6148 75 001 0 23 805	HIGH SCHOOL/LIFE INSURANCE/SPECIAL EDUCATION/ADMIN BUDGETED	13.96
199 E 11 6149 00 001 0 23 805	HIGH SCHOOL/TRS DISTRICT CONTRIBUTION/SPECIAL EDUCATION/ADMI	184.27
199 E 11 6149 00 001 0 23 850	HIGH SCHOOL/TRS DISTRICT CONTRIBUTION/SPECIAL EDUCATION/CFO	2.31
199 E 11 6149 75 001 0 23 805	HIGH SCHOOL/TRS DISTRICT CONTRIBUTION/SPECIAL EDUCATION/ADMI	703.59
199 E 11 6116 TU 001 0 24 801	HIGH SCHOOL/EXTRA DUTY/ACCELERATED EDUCATION/FRIENDSWOOD HIG	528.00
199 E 11 6141 TU 001 0 24 801	HIGH SCHOOL/FICA/SOCIAL SECURITY/MEDICARE/ACCELERATED EDUCAT	6.46
199 E 11 6146 TU 001 0 24 801	HIGH SCHOOL/TRS/CARE/NEW MEMBER/ACCELERATED EDUCATION/FRIEND	21.02
199 E 11 6149 TU 001 0 24 801	HIGH SCHOOL/TRS DISTRICT CONTRIBUTION/ACCELERATED EDUCATION/	3.95
199 E 11 6129 00 001 0 25 805	HIGH SCHOOL/SUPPORT PERSONNEL/BILINGUAL & SPECIAL LANGUAGE/A	1,628.70
199 E 11 6141 00 001 0 25 805	HIGH SCHOOL/FICA/SOCIAL SECURITY/MEDICARE/BILINGUAL & SPECIA	22.54
199 E 11 6146 00 001 0 25 805	HIGH SCHOOL/TRS/CARE/NEW MEMBER/BILINGUAL & SPECIAL LANGUAGE	32.57
199 E 11 6148 00 001 0 25 805	HIGH SCHOOL/LIFE INSURANCE/BILINGUAL & SPECIAL LANGUAGE/ADMI	0.90
199 E 11 6149 00 001 0 25 805	HIGH SCHOOL/TRS DISTRICT CONTRIBUTION/BILINGUAL & SPECIAL LA	12.22
199 E 11 6112 75 001 0 38 805	HIGH SCHOOL/SUBSTITUTE TEACHERS/COLLEGE, CAREER, MILITARY RE	109.72
199 E 11 6119 75 001 0 38 805	HIGH SCHOOL/PROFESSIONAL PERSONNEL/COLLEGE, CAREER, MILITARY	15,422.18
199 E 11 6141 75 001 0 38 805	HIGH SCHOOL/FICA/SOCIAL SECURITY/MEDICARE/COLLEGE, CAREER, M	222.48

January 2025-26

Budget Code	Description	Monthly Activity
001	HIGH SCHOOL	
199 E 11 6142 75 001 0 38 805	HIGH SCHOOL/GROUP HEALTH INSURANCE/COLLEGE, CAREER, MILITARY	224.20
199 E 11 6146 75 001 0 38 805	HIGH SCHOOL/TRS/CARE/NEW MEMBER/COLLEGE, CAREER, MILITARY RE	637.32
199 E 11 6148 75 001 0 38 805	HIGH SCHOOL/LIFE INSURANCE/COLLEGE, CAREER, MILITARY READ/AD	2.32
199 E 11 6149 75 001 0 38 805	HIGH SCHOOL/TRS DISTRICT CONTRIBUTION/COLLEGE, CAREER, MILIT	115.64
199 E 12 6112 75 001 0 99 805	HIGH SCHOOL/SUBSTITUTE TEACHERS/ALL OTHER (INCL. BAND)/ADMIN	52.50
199 E 12 6112 PD 001 0 99 819	HIGH SCHOOL/SUBSTITUTE TEACHERS/ALL OTHER (INCL. BAND)/TECHN	52.50
199 E 12 6118 00 001 0 99 805	HIGH SCHOOL/EXTRA DUTY PAY/STIPENDS/ALL OTHER (INCL. BAND)/A	258.34
199 E 12 6119 75 001 0 99 805	HIGH SCHOOL/PROFESSIONAL PERSONNEL/ALL OTHER (INCL. BAND)/AD	5,963.72
199 E 12 6129 00 001 0 99 805	HIGH SCHOOL/SUPPORT PERSONNEL/ALL OTHER (INCL. BAND)/ADMIN B	734.79
199 E 12 6141 00 001 0 99 805	HIGH SCHOOL/FICA/SOCIAL SECURITY/MEDICARE/ALL OTHER (INCL. B	14.39
199 E 12 6141 75 001 0 99 805	HIGH SCHOOL/FICA/SOCIAL SECURITY/MEDICARE/ALL OTHER (INCL. B	87.22
199 E 12 6141 PD 001 0 99 819	HIGH SCHOOL/FICA/SOCIAL SECURITY/MEDICARE/ALL OTHER (INCL. B	0.76
199 E 12 6146 00 001 0 99 805	HIGH SCHOOL/TRS/CARE/NEW MEMBER/ALL OTHER (INCL. BAND)/ADMIN	24.00
199 E 12 6146 75 001 0 99 805	HIGH SCHOOL/TRS/CARE/NEW MEMBER/ALL OTHER (INCL. BAND)/ADMIN	214.26
199 E 12 6148 00 001 0 99 805	HIGH SCHOOL/LIFE INSURANCE/ALL OTHER (INCL. BAND)/ADMIN BUDG	0.90
199 E 12 6148 75 001 0 99 805	HIGH SCHOOL/LIFE INSURANCE/ALL OTHER (INCL. BAND)/ADMIN BUDG	0.90
199 E 12 6149 00 001 0 99 805	HIGH SCHOOL/TRS DISTRICT CONTRIBUTION/ALL OTHER (INCL. BAND)	7.45
199 E 12 6149 75 001 0 99 805	HIGH SCHOOL/TRS DISTRICT CONTRIBUTION/ALL OTHER (INCL. BAND)	44.72
199 E 13 6118 00 001 0 11 805	HIGH SCHOOL/EXTRA DUTY PAY/STIPENDS/BASIC EDUCATION/ADMIN BU	2,564.12
199 E 13 6119 00 001 0 11 805	HIGH SCHOOL/PROFESSIONAL PERSONNEL/BASIC EDUCATION/ADMIN BUD	16,065.52
199 E 13 6141 00 001 0 11 805	HIGH SCHOOL/FICA/SOCIAL SECURITY/MEDICARE/BASIC EDUCATION/AD	253.65
199 E 13 6142 00 001 0 11 805	HIGH SCHOOL/GROUP HEALTH INSURANCE/BASIC EDUCATION/ADMIN BUD	548.70
199 E 13 6146 00 001 0 11 805	HIGH SCHOOL/TRS/CARE/NEW MEMBER/BASIC EDUCATION/ADMIN BUDGET	742.48
199 E 13 6148 00 001 0 11 805	HIGH SCHOOL/LIFE INSURANCE/BASIC EDUCATION/ADMIN BUDGETED PA	2.50
199 E 13 6149 00 001 0 11 805	HIGH SCHOOL/TRS DISTRICT CONTRIBUTION/BASIC EDUCATION/ADMIN	139.72
199 E 13 6118 00 001 0 22 805	HIGH SCHOOL/EXTRA DUTY PAY/STIPENDS/CAREER & TECHNOLOGY/ADMI	208.34
199 E 13 6141 00 001 0 22 805	HIGH SCHOOL/FICA/SOCIAL SECURITY/MEDICARE/CAREER & TECHNOLOG	2.90
199 E 13 6146 00 001 0 22 805	HIGH SCHOOL/TRS/CARE/NEW MEMBER/CAREER & TECHNOLOGY/ADMIN BU	8.58
199 E 13 6149 00 001 0 22 805	HIGH SCHOOL/TRS DISTRICT CONTRIBUTION/CAREER & TECHNOLOGY/AD	1.56
199 E 13 6119 00 001 0 37 805	HIGH SCHOOL/PROFESSIONAL PERSONNEL/DYSLEXIA/ADMIN BUDGETED P	582.08
199 E 13 6141 00 001 0 37 805	HIGH SCHOOL/FICA/SOCIAL SECURITY/MEDICARE/DYSLEXIA/ADMIN BUD	8.40
199 E 13 6146 00 001 0 37 805	HIGH SCHOOL/TRS/CARE/NEW MEMBER/DYSLEXIA/ADMIN BUDGETED PAYR	24.32
199 E 13 6148 00 001 0 37 805	HIGH SCHOOL/LIFE INSURANCE/DYSLEXIA/ADMIN BUDGETED PAYROLL	0.08
199 E 13 6149 00 001 0 37 805	HIGH SCHOOL/TRS DISTRICT CONTRIBUTION/DYSLEXIA/ADMIN BUDGETE	4.36
199 E 13 6119 00 001 0 99 805	HIGH SCHOOL/PROFESSIONAL PERSONNEL/ALL OTHER (INCL. BAND)/AD	4,477.52
199 E 13 6141 00 001 0 99 805	HIGH SCHOOL/FICA/SOCIAL SECURITY/MEDICARE/ALL OTHER (INCL. B	60.48
199 E 13 6142 00 001 0 99 805	HIGH SCHOOL/GROUP HEALTH INSURANCE/ALL OTHER (INCL. BAND)/AD	177.00
199 E 13 6146 00 001 0 99 805	HIGH SCHOOL/TRS/CARE/NEW MEMBER/ALL OTHER (INCL. BAND)/ADMIN	182.76
199 E 13 6148 00 001 0 99 805	HIGH SCHOOL/LIFE INSURANCE/ALL OTHER (INCL. BAND)/ADMIN BUDG	0.54
199 E 13 6149 00 001 0 99 805	HIGH SCHOOL/TRS DISTRICT CONTRIBUTION/ALL OTHER (INCL. BAND)	33.58
199 E 21 6119 00 001 0 22 805	HIGH SCHOOL/PROFESSIONAL PERSONNEL/CAREER & TECHNOLOGY/ADMIN	3,617.64
199 E 21 6129 00 001 0 22 805	HIGH SCHOOL/SUPPORT PERSONNEL/CAREER & TECHNOLOGY/ADMIN BUDG	3,460.62
199 E 21 6141 00 001 0 22 805	HIGH SCHOOL/FICA/SOCIAL SECURITY/MEDICARE/CAREER & TECHNOLOG	89.20
199 E 21 6142 00 001 0 22 805	HIGH SCHOOL/GROUP HEALTH INSURANCE/CAREER & TECHNOLOGY/ADMIN	147.50
199 E 21 6146 00 001 0 22 805	HIGH SCHOOL/TRS/CARE/NEW MEMBER/CAREER & TECHNOLOGY/ADMIN BU	227.55
199 E 21 6148 00 001 0 22 805	HIGH SCHOOL/LIFE INSURANCE/CAREER & TECHNOLOGY/ADMIN BUDGETE	1.36
199 E 21 6149 00 001 0 22 805	HIGH SCHOOL/TRS DISTRICT CONTRIBUTION/CAREER & TECHNOLOGY/AD	53.10
199 E 23 6117 00 001 0 99 850	HIGH SCHOOL/GRAD HOURS/ALL OTHER (INCL. BAND)/CFO PAYROLL BU	480.00
199 E 23 6119 00 001 0 99 805	HIGH SCHOOL/PROFESSIONAL PERSONNEL/ALL OTHER (INCL. BAND)/AD	53,530.48
199 E 23 6121 00 001 0 99 850	HIGH SCHOOL/EXTRA DUTY PAY/OVERTIME/ALL OTHER (INCL. BAND)/C	85.22
199 E 23 6122 00 001 0 99 805	HIGH SCHOOL/PARA SUBSTITUTE/ALL OTHER (INCL. BAND)/ADMIN BUD	105.00
199 E 23 6129 00 001 0 99 805	HIGH SCHOOL/SUPPORT PERSONNEL/ALL OTHER (INCL. BAND)/ADMIN B	25,875.18
199 E 23 6139 00 001 0 99 805	HIGH SCHOOL/EMPLOYEE ALLOWANCES/ALL OTHER (INCL. BAND)/ADMIN	416.66
199 E 23 6141 00 001 0 99 805	HIGH SCHOOL/FICA/SOCIAL SECURITY/MEDICARE/ALL OTHER (INCL. B	883.96
199 E 23 6141 00 001 0 99 850	HIGH SCHOOL/FICA/SOCIAL SECURITY/MEDICARE/ALL OTHER (INCL. B	7.71

Budget Code		Description	Monthly Activity
001		HIGH SCHOOL	
199 E 23 6142 00 001 0 99 805	HIGH SCHOOL/GROUP HEALTH INSURANCE/ALL OTHER (INCL. BAND)/AD	3,068.00	
199 E 23 6146 00 001 0 99 805	HIGH SCHOOL/TRS/CARE/NEW MEMBER/ALL OTHER (INCL. BAND)/ADMIN	2,964.95	
199 E 23 6146 00 001 0 99 850	HIGH SCHOOL/TRS/CARE/NEW MEMBER/ALL OTHER (INCL. BAND)/CFO P	28.18	
199 E 23 6148 00 001 0 99 805	HIGH SCHOOL/LIFE INSURANCE/ALL OTHER (INCL. BAND)/ADMIN BUDG	15.74	
199 E 23 6149 00 001 0 99 805	HIGH SCHOOL/TRS DISTRICT CONTRIBUTION/ALL OTHER (INCL. BAND)	595.52	
199 E 23 6149 00 001 0 99 850	HIGH SCHOOL/TRS DISTRICT CONTRIBUTION/ALL OTHER (INCL. BAND)	4.24	
199 E 31 6119 00 001 0 23 805	HIGH SCHOOL/PROFESSIONAL PERSONNEL/SPECIAL EDUCATION/ADMIN B	3,023.52	
199 E 31 6141 00 001 0 23 805	HIGH SCHOOL/FICA/SOCIAL SECURITY/MEDICARE/SPECIAL EDUCATION/	43.76	
199 E 31 6146 00 001 0 23 805	HIGH SCHOOL/TRS/CARE/NEW MEMBER/SPECIAL EDUCATION/ADMIN BUDG	105.98	
199 E 31 6148 00 001 0 23 805	HIGH SCHOOL/LIFE INSURANCE/SPECIAL EDUCATION/ADMIN BUDGETED	0.44	
199 E 31 6149 00 001 0 23 805	HIGH SCHOOL/TRS DISTRICT CONTRIBUTION/SPECIAL EDUCATION/ADMI	22.68	
199 E 31 6119 00 001 0 38 805	HIGH SCHOOL/PROFESSIONAL PERSONNEL/COLLEGE, CAREER, MILITARY	6,885.96	
199 E 31 6141 00 001 0 38 805	HIGH SCHOOL/FICA/SOCIAL SECURITY/MEDICARE/COLLEGE, CAREER, M	94.80	
199 E 31 6142 00 001 0 38 805	HIGH SCHOOL/GROUP HEALTH INSURANCE/COLLEGE, CAREER, MILITARY	221.24	
199 E 31 6146 00 001 0 38 805	HIGH SCHOOL/TRS/CARE/NEW MEMBER/COLLEGE, CAREER, MILITARY RE	269.48	
199 E 31 6148 00 001 0 38 805	HIGH SCHOOL/LIFE INSURANCE/COLLEGE, CAREER, MILITARY READ/AD	0.88	
199 E 31 6149 00 001 0 38 805	HIGH SCHOOL/TRS DISTRICT CONTRIBUTION/COLLEGE, CAREER, MILIT	51.64	
199 E 31 6112 00 001 0 99 805	HIGH SCHOOL/SUBSTITUTE TEACHERS/ALL OTHER (INCL. BAND)/ADMIN	2,437.50	
199 E 31 6117 00 001 0 99 850	HIGH SCHOOL/GRAD HOURS/ALL OTHER (INCL. BAND)/CFO PAYROLL BU	480.00	
199 E 31 6118 00 001 0 99 805	HIGH SCHOOL/EXTRA DUTY PAY/STIPENDS/ALL OTHER (INCL. BAND)/A	2,354.17	
199 E 31 6119 00 001 0 99 805	HIGH SCHOOL/PROFESSIONAL PERSONNEL/ALL OTHER (INCL. BAND)/AD	28,342.60	
199 E 31 6121 00 001 0 99 850	HIGH SCHOOL/EXTRA DUTY PAY/OVERTIME/ALL OTHER (INCL. BAND)/C	151.94	
199 E 31 6122 00 001 0 99 805	HIGH SCHOOL/PARA SUBSTITUTE/ALL OTHER (INCL. BAND)/ADMIN BUD	105.00	
199 E 31 6129 00 001 0 99 805	HIGH SCHOOL/SUPPORT PERSONNEL/ALL OTHER (INCL. BAND)/ADMIN B	9,776.22	
199 E 31 6141 00 001 0 99 805	HIGH SCHOOL/FICA/SOCIAL SECURITY/MEDICARE/ALL OTHER (INCL. B	567.50	
199 E 31 6141 00 001 0 99 850	HIGH SCHOOL/FICA/SOCIAL SECURITY/MEDICARE/ALL OTHER (INCL. B	4.83	
199 E 31 6142 00 001 0 99 805	HIGH SCHOOL/GROUP HEALTH INSURANCE/ALL OTHER (INCL. BAND)/AD	2,581.26	
199 E 31 6146 00 001 0 99 805	HIGH SCHOOL/TRS/CARE/NEW MEMBER/ALL OTHER (INCL. BAND)/ADMIN	1,448.69	
199 E 31 6146 00 001 0 99 850	HIGH SCHOOL/TRS/CARE/NEW MEMBER/ALL OTHER (INCL. BAND)/CFO P	32.81	
199 E 31 6148 00 001 0 99 805	HIGH SCHOOL/LIFE INSURANCE/ALL OTHER (INCL. BAND)/ADMIN BUDG	10.37	
199 E 31 6149 00 001 0 99 805	HIGH SCHOOL/TRS DISTRICT CONTRIBUTION/ALL OTHER (INCL. BAND)	303.60	
199 E 31 6149 00 001 0 99 850	HIGH SCHOOL/TRS DISTRICT CONTRIBUTION/ALL OTHER (INCL. BAND)	4.74	
199 E 33 6112 75 001 0 99 805	HIGH SCHOOL/SUBSTITUTE TEACHERS/ALL OTHER (INCL. BAND)/ADMIN	240.00	
199 E 33 6118 00 001 0 99 805	HIGH SCHOOL/EXTRA DUTY PAY/STIPENDS/ALL OTHER (INCL. BAND)/A	66.68	
199 E 33 6119 75 001 0 99 805	HIGH SCHOOL/PROFESSIONAL PERSONNEL/ALL OTHER (INCL. BAND)/AD	12,175.10	
199 E 33 6141 00 001 0 99 805	HIGH SCHOOL/FICA/SOCIAL SECURITY/MEDICARE/ALL OTHER (INCL. B	0.96	
199 E 33 6141 75 001 0 99 805	HIGH SCHOOL/FICA/SOCIAL SECURITY/MEDICARE/ALL OTHER (INCL. B	178.48	
199 E 33 6146 00 001 0 99 805	HIGH SCHOOL/TRS/CARE/NEW MEMBER/ALL OTHER (INCL. BAND)/ADMIN	2.31	
199 E 33 6146 75 001 0 99 805	HIGH SCHOOL/TRS/CARE/NEW MEMBER/ALL OTHER (INCL. BAND)/ADMIN	421.88	
199 E 33 6148 75 001 0 99 805	HIGH SCHOOL/LIFE INSURANCE/ALL OTHER (INCL. BAND)/ADMIN BUDG	1.80	
199 E 33 6149 00 001 0 99 805	HIGH SCHOOL/TRS DISTRICT CONTRIBUTION/ALL OTHER (INCL. BAND)	0.52	
199 E 33 6149 75 001 0 99 805	HIGH SCHOOL/TRS DISTRICT CONTRIBUTION/ALL OTHER (INCL. BAND)	91.30	
199 E 36 6129 00 001 0 22 805	HIGH SCHOOL/SUPPORT PERSONNEL/CAREER & TECHNOLOGY/ADMIN BUDG	374.08	
199 E 36 6141 00 001 0 22 805	HIGH SCHOOL/FICA/SOCIAL SECURITY/MEDICARE/CAREER & TECHNOLOG	5.41	
199 E 36 6146 00 001 0 22 805	HIGH SCHOOL/TRS/CARE/NEW MEMBER/CAREER & TECHNOLOGY/ADMIN BU	7.47	
199 E 36 6148 00 001 0 22 805	HIGH SCHOOL/LIFE INSURANCE/CAREER & TECHNOLOGY/ADMIN BUDGETE	0.44	
199 E 36 6149 00 001 0 22 805	HIGH SCHOOL/TRS DISTRICT CONTRIBUTION/CAREER & TECHNOLOGY/AD	2.81	
199 E 36 6116 00 001 0 91 850	HIGH SCHOOL/EXTRA DUTY/ATHLETICS & RELATED/CFO PAYROLL BUDGE	60.00	
199 E 36 6118 00 001 0 91 805	HIGH SCHOOL/EXTRA DUTY PAY/STIPENDS/ATHLETICS & RELATED/ADMI	29,600.84	
199 E 36 6119 00 001 0 91 805	HIGH SCHOOL/PROFESSIONAL PERSONNEL/ATHLETICS & RELATED/ADMIN	23,665.56	
199 E 36 6119 75 001 0 91 805	HIGH SCHOOL/PROFESSIONAL PERSONNEL/ATHLETICS & RELATED/ADMIN	10,708.34	
199 E 36 6121 00 001 0 91 850	HIGH SCHOOL/EXTRA DUTY PAY/OVERTIME/ATHLETICS & RELATED/CFO	3,719.37	
199 E 36 6121 08 001 0 91 801	HIGH SCHOOL/EXTRA DUTY PAY/OVERTIME/ATHLETICS & RELATED/FRIE	557.81	
199 E 36 6125 00 001 0 91 850	HIGH SCHOOL/MISC REIMBURSEMENTS/ATHLETICS & RELATED/CFO PAYR	900.00	
199 E 36 6139 00 001 0 91 805	HIGH SCHOOL/EMPLOYEE ALLOWANCES/ATHLETICS & RELATED/ADMIN BU	600.00	

										January 2025-26
Budget Code			Description							Monthly Activity
001			HIGH SCHOOL							
199	E	36	6141	00	001	0	91	805	HIGH SCHOOL/FICA/SOCIAL SECURITY/MEDICARE/ATHLETICS & RELATE	749.82
199	E	36	6141	00	001	0	91	850	HIGH SCHOOL/FICA/SOCIAL SECURITY/MEDICARE/ATHLETICS & RELATE	64.82
199	E	36	6141	08	001	0	91	801	HIGH SCHOOL/FICA/SOCIAL SECURITY/MEDICARE/ATHLETICS & RELATE	8.09
199	E	36	6141	75	001	0	91	805	HIGH SCHOOL/FICA/SOCIAL SECURITY/MEDICARE/ATHLETICS & RELATE	147.84
199	E	36	6142	00	001	0	91	805	HIGH SCHOOL/GROUP HEALTH INSURANCE/ATHLETICS & RELATED/ADMIN	590.00
199	E	36	6142	75	001	0	91	805	HIGH SCHOOL/GROUP HEALTH INSURANCE/ATHLETICS & RELATED/ADMIN	590.00
199	E	36	6146	00	001	0	91	805	HIGH SCHOOL/TRS/CARE/NEW MEMBER/ATHLETICS & RELATED/ADMIN BU	2,268.79
199	E	36	6146	00	001	0	91	850	HIGH SCHOOL/TRS/CARE/NEW MEMBER/ATHLETICS & RELATED/CFO PAYR	93.59
199	E	36	6146	75	001	0	91	805	HIGH SCHOOL/TRS/CARE/NEW MEMBER/ATHLETICS & RELATED/ADMIN BU	214.18
199	E	36	6148	00	001	0	91	805	HIGH SCHOOL/LIFE INSURANCE/ATHLETICS & RELATED/ADMIN BUDGETE	2.70
199	E	36	6148	75	001	0	91	805	HIGH SCHOOL/LIFE INSURANCE/ATHLETICS & RELATED/ADMIN BUDGETE	1.80
199	E	36	6149	00	001	0	91	805	HIGH SCHOOL/TRS DISTRICT CONTRIBUTION/ATHLETICS & RELATED/AD	399.49
199	E	36	6149	00	001	0	91	850	HIGH SCHOOL/TRS DISTRICT CONTRIBUTION/ATHLETICS & RELATED/CF	35.08
199	E	36	6149	75	001	0	91	805	HIGH SCHOOL/TRS DISTRICT CONTRIBUTION/ATHLETICS & RELATED/AD	80.32
199	E	36	6116	10	001	0	99	801	HIGH SCHOOL/EXTRA DUTY/ALL OTHER (INCL. BAND)/FRIENDSWOOD HI	320.00
199	E	36	6118	00	001	0	99	805	HIGH SCHOOL/EXTRA DUTY PAY/STIPENDS/ALL OTHER (INCL. BAND)/A	13,502.64
199	E	36	6119	00	001	0	99	805	HIGH SCHOOL/PROFESSIONAL PERSONNEL/ALL OTHER (INCL. BAND)/AD	6,019.36
199	E	36	6129	CG	001	0	99	850	HIGH SCHOOL/SUPPORT PERSONNEL/ALL OTHER (INCL. BAND)/CFO PAY	356.25
199	E	36	6141	00	001	0	99	805	HIGH SCHOOL/FICA/SOCIAL SECURITY/MEDICARE/ALL OTHER (INCL. B	269.34
199	E	36	6141	10	001	0	99	801	HIGH SCHOOL/FICA/SOCIAL SECURITY/MEDICARE/ALL OTHER (INCL. B	4.64
199	E	36	6141	CG	001	0	99	850	HIGH SCHOOL/FICA/SOCIAL SECURITY/MEDICARE/ALL OTHER (INCL. B	5.17
199	E	36	6142	00	001	0	99	805	HIGH SCHOOL/GROUP HEALTH INSURANCE/ALL OTHER (INCL. BAND)/AD	295.00
199	E	36	6146	00	001	0	99	805	HIGH SCHOOL/TRS/CARE/NEW MEMBER/ALL OTHER (INCL. BAND)/ADMIN	852.55
199	E	36	6146	CG	001	0	99	850	HIGH SCHOOL/TRS/CARE/NEW MEMBER/ALL OTHER (INCL. BAND)/CFO P	7.13
199	E	36	6148	00	001	0	99	805	HIGH SCHOOL/LIFE INSURANCE/ALL OTHER (INCL. BAND)/ADMIN BUDG	0.88
199	E	36	6149	00	001	0	99	805	HIGH SCHOOL/TRS DISTRICT CONTRIBUTION/ALL OTHER (INCL. BAND)	146.44
199	E	36	6149	CG	001	0	99	850	HIGH SCHOOL/TRS DISTRICT CONTRIBUTION/ALL OTHER (INCL. BAND)	2.67
199	E	53	6118	00	001	0	99	805	HIGH SCHOOL/EXTRA DUTY PAY/STIPENDS/ALL OTHER (INCL. BAND)/A	466.68
199	E	53	6141	00	001	0	99	805	HIGH SCHOOL/FICA/SOCIAL SECURITY/MEDICARE/ALL OTHER (INCL. B	6.62
199	E	53	6146	00	001	0	99	805	HIGH SCHOOL/TRS/CARE/NEW MEMBER/ALL OTHER (INCL. BAND)/ADMIN	20.36
199	E	53	6149	00	001	0	99	805	HIGH SCHOOL/TRS DISTRICT CONTRIBUTION/ALL OTHER (INCL. BAND)	3.50
<hr/>										
199	--	--	----	--	001	--				1,149,719.14
041			JUNIOR HIGH							
199	E	11	6112	75	041	0	11	805	JUNIOR HIGH/SUBSTITUTE TEACHERS/BASIC EDUCATION/ADMIN BUDGET	2,876.38
199	E	11	6112	PD	041	0	11	818	JUNIOR HIGH/SUBSTITUTE TEACHERS/BASIC EDUCATION/SECONDARY CU	485.00
199	E	11	6112	PD	041	0	11	841	JUNIOR HIGH/SUBSTITUTE TEACHERS/BASIC EDUCATION/FRIENDSWOOD	4,305.00
199	E	11	6116	00	041	0	11	850	JUNIOR HIGH/EXTRA DUTY/BASIC EDUCATION/CFO PAYROLL BUDGET	120.00
199	E	11	6116	DS	041	0	11	850	JUNIOR HIGH/EXTRA DUTY/BASIC EDUCATION/CFO PAYROLL BUDGET	180.00
199	E	11	6118	00	041	0	11	805	JUNIOR HIGH/EXTRA DUTY PAY/STIPENDS/BASIC EDUCATION/ADMIN BU	980.10
199	E	11	6119	75	041	0	11	805	JUNIOR HIGH/PROFESSIONAL PERSONNEL/BASIC EDUCATION/ADMIN BUD	308,020.42
199	E	11	6121	00	041	0	11	850	JUNIOR HIGH/EXTRA DUTY PAY/OVERTIME/BASIC EDUCATION/CFO PAYR	44.26
199	E	11	6121	DS	041	0	11	850	JUNIOR HIGH/EXTRA DUTY PAY/OVERTIME/BASIC EDUCATION/CFO PAYR	204.50
199	E	11	6122	00	041	0	11	805	JUNIOR HIGH/PARA SUBSTITUTE/BASIC EDUCATION/ADMIN BUDGETED P	35.00
199	E	11	6129	00	041	0	11	805	JUNIOR HIGH/SUPPORT PERSONNEL/BASIC EDUCATION/ADMIN BUDGETED	8,838.45
199	E	11	6141	00	041	0	11	805	JUNIOR HIGH/FICA/SOCIAL SECURITY/MEDICARE/BASIC EDUCATION/AD	133.54
199	E	11	6141	00	041	0	11	850	JUNIOR HIGH/FICA/SOCIAL SECURITY/MEDICARE/BASIC EDUCATION/CF	2.27
199	E	11	6141	75	041	0	11	805	JUNIOR HIGH/FICA/SOCIAL SECURITY/MEDICARE/BASIC EDUCATION/AD	4,234.57
199	E	11	6141	DS	041	0	11	850	JUNIOR HIGH/FICA/SOCIAL SECURITY/MEDICARE/BASIC EDUCATION/CF	5.23
199	E	11	6141	PD	041	0	11	818	JUNIOR HIGH/FICA/SOCIAL SECURITY/MEDICARE/BASIC EDUCATION/SE	7.05
199	E	11	6141	PD	041	0	11	841	JUNIOR HIGH/FICA/SOCIAL SECURITY/MEDICARE/BASIC EDUCATION/FR	62.44
199	E	11	6142	00	041	0	11	805	JUNIOR HIGH/GROUP HEALTH INSURANCE/BASIC EDUCATION/ADMIN BUD	590.00
199	E	11	6142	75	041	0	11	805	JUNIOR HIGH/GROUP HEALTH INSURANCE/BASIC EDUCATION/ADMIN BUD	10,448.84

										January 2025-26
Budget Code	Description									Monthly Activity
041	JUNIOR HIGH									
199 E 11 6146 00 041 0 11 805	JUNIOR HIGH/TRS/CARE/NEW MEMBER/BASIC EDUCATION/ADMIN BUDGET									363.97
199 E 11 6146 00 041 0 11 850	JUNIOR HIGH/TRS/CARE/NEW MEMBER/BASIC EDUCATION/CFO PAYROLL									7.43
199 E 11 6146 75 041 0 11 805	JUNIOR HIGH/TRS/CARE/NEW MEMBER/BASIC EDUCATION/ADMIN BUDGET									13,020.75
199 E 11 6146 DS 041 0 11 850	JUNIOR HIGH/TRS/CARE/NEW MEMBER/BASIC EDUCATION/CFO PAYROLL									15.88
199 E 11 6148 00 041 0 11 805	JUNIOR HIGH/LIFE INSURANCE/BASIC EDUCATION/ADMIN BUDGETED PA									4.50
199 E 11 6148 75 041 0 11 805	JUNIOR HIGH/LIFE INSURANCE/BASIC EDUCATION/ADMIN BUDGETED PA									47.66
199 E 11 6149 00 041 0 11 805	JUNIOR HIGH/TRS DISTRICT CONTRIBUTION/BASIC EDUCATION/ADMIN									73.65
199 E 11 6149 00 041 0 11 850	JUNIOR HIGH/TRS DISTRICT CONTRIBUTION/BASIC EDUCATION/CFO PA									1.22
199 E 11 6149 75 041 0 11 805	JUNIOR HIGH/TRS DISTRICT CONTRIBUTION/BASIC EDUCATION/ADMIN									2,310.29
199 E 11 6149 DS 041 0 11 850	JUNIOR HIGH/TRS DISTRICT CONTRIBUTION/BASIC EDUCATION/CFO PA									2.87
199 E 11 6112 75 041 0 21 805	JUNIOR HIGH/SUBSTITUTE TEACHERS/GIFTED & TALENTED/ADMIN BUDG									481.93
199 E 11 6118 00 041 0 21 805	JUNIOR HIGH/EXTRA DUTY PAY/STIPENDS/GIFTED & TALENTED/ADMIN									126.00
199 E 11 6119 75 041 0 21 805	JUNIOR HIGH/PROFESSIONAL PERSONNEL/GIFTED & TALENTED/ADMIN B									83,858.62
199 E 11 6141 00 041 0 21 805	JUNIOR HIGH/FICA/SOCIAL SECURITY/MEDICARE/GIFTED & TALENTED/									1.74
199 E 11 6141 75 041 0 21 805	JUNIOR HIGH/FICA/SOCIAL SECURITY/MEDICARE/GIFTED & TALENTED/									1,159.24
199 E 11 6142 75 041 0 21 805	JUNIOR HIGH/GROUP HEALTH INSURANCE/GIFTED & TALENTED/ADMIN B									2,419.06
199 E 11 6146 00 041 0 21 805	JUNIOR HIGH/TRS/CARE/NEW MEMBER/GIFTED & TALENTED/ADMIN BUDG									5.98
199 E 11 6146 75 041 0 21 805	JUNIOR HIGH/TRS/CARE/NEW MEMBER/GIFTED & TALENTED/ADMIN BUDG									3,389.57
199 E 11 6148 75 041 0 21 805	JUNIOR HIGH/LIFE INSURANCE/GIFTED & TALENTED/ADMIN BUDGETED									12.54
199 E 11 6149 00 041 0 21 805	JUNIOR HIGH/TRS DISTRICT CONTRIBUTION/GIFTED & TALENTED/ADMI									0.94
199 E 11 6149 75 041 0 21 805	JUNIOR HIGH/TRS DISTRICT CONTRIBUTION/GIFTED & TALENTED/ADMI									628.96
199 E 11 6112 75 041 0 22 805	JUNIOR HIGH/SUBSTITUTE TEACHERS/CAREER & TECHNOLOGY/ADMIN BU									254.60
199 E 11 6118 00 041 0 22 805	JUNIOR HIGH/EXTRA DUTY PAY/STIPENDS/CAREER & TECHNOLOGY/ADMI									125.00
199 E 11 6119 75 041 0 22 805	JUNIOR HIGH/PROFESSIONAL PERSONNEL/CAREER & TECHNOLOGY/ADMIN									24,354.38
199 E 11 6141 00 041 0 22 805	JUNIOR HIGH/FICA/SOCIAL SECURITY/MEDICARE/CAREER & TECHNOLOG									1.70
199 E 11 6141 75 041 0 22 805	JUNIOR HIGH/FICA/SOCIAL SECURITY/MEDICARE/CAREER & TECHNOLOG									342.08
199 E 11 6142 75 041 0 22 805	JUNIOR HIGH/GROUP HEALTH INSURANCE/CAREER & TECHNOLOGY/ADMIN									528.06
199 E 11 6146 00 041 0 22 805	JUNIOR HIGH/TRS/CARE/NEW MEMBER/CAREER & TECHNOLOGY/ADMIN BU									5.10
199 E 11 6146 75 041 0 22 805	JUNIOR HIGH/TRS/CARE/NEW MEMBER/CAREER & TECHNOLOGY/ADMIN BU									1,040.39
199 E 11 6148 75 041 0 22 805	JUNIOR HIGH/LIFE INSURANCE/CAREER & TECHNOLOGY/ADMIN BUDGETE									3.48
199 E 11 6149 00 041 0 22 805	JUNIOR HIGH/TRS DISTRICT CONTRIBUTION/CAREER & TECHNOLOGY/AD									0.94
199 E 11 6149 75 041 0 22 805	JUNIOR HIGH/TRS DISTRICT CONTRIBUTION/CAREER & TECHNOLOGY/AD									182.66
199 E 11 6112 75 041 0 23 805	JUNIOR HIGH/SUBSTITUTE TEACHERS/SPECIAL EDUCATION/ADMIN BUDG									1,113.40
199 E 11 6118 00 041 0 23 805	JUNIOR HIGH/EXTRA DUTY PAY/STIPENDS/SPECIAL EDUCATION/ADMIN									13.00
199 E 11 6119 75 041 0 23 805	JUNIOR HIGH/PROFESSIONAL PERSONNEL/SPECIAL EDUCATION/ADMIN B									71,347.64
199 E 11 6122 00 041 0 23 805	JUNIOR HIGH/PARA SUBSTITUTE/SPECIAL EDUCATION/ADMIN BUDGETED									127.50
199 E 11 6129 00 041 0 23 805	JUNIOR HIGH/SUPPORT PERSONNEL/SPECIAL EDUCATION/ADMIN BUDGET									23,385.59
199 E 11 6129 00 041 0 23 850	JUNIOR HIGH/SUPPORT PERSONNEL/SPECIAL EDUCATION/CFO PAYROLL									1,087.50
199 E 11 6141 00 041 0 23 805	JUNIOR HIGH/FICA/SOCIAL SECURITY/MEDICARE/SPECIAL EDUCATION/									320.75
199 E 11 6141 00 041 0 23 850	JUNIOR HIGH/FICA/SOCIAL SECURITY/MEDICARE/SPECIAL EDUCATION/									15.77
199 E 11 6141 75 041 0 23 805	JUNIOR HIGH/FICA/SOCIAL SECURITY/MEDICARE/SPECIAL EDUCATION/									984.30
199 E 11 6142 00 041 0 23 805	JUNIOR HIGH/GROUP HEALTH INSURANCE/SPECIAL EDUCATION/ADMIN B									1,475.00
199 E 11 6142 75 041 0 23 805	JUNIOR HIGH/GROUP HEALTH INSURANCE/SPECIAL EDUCATION/ADMIN B									2,342.80
199 E 11 6146 00 041 0 23 805	JUNIOR HIGH/TRS/CARE/NEW MEMBER/SPECIAL EDUCATION/ADMIN BUDG									580.75
199 E 11 6146 75 041 0 23 805	JUNIOR HIGH/TRS/CARE/NEW MEMBER/SPECIAL EDUCATION/ADMIN BUDG									2,901.60
199 E 11 6148 00 041 0 23 805	JUNIOR HIGH/LIFE INSURANCE/SPECIAL EDUCATION/ADMIN BUDGETED									11.26
199 E 11 6148 75 041 0 23 805	JUNIOR HIGH/LIFE INSURANCE/SPECIAL EDUCATION/ADMIN BUDGETED									10.88
199 E 11 6149 00 041 0 23 805	JUNIOR HIGH/TRS DISTRICT CONTRIBUTION/SPECIAL EDUCATION/ADMI									175.50
199 E 11 6149 75 041 0 23 805	JUNIOR HIGH/TRS DISTRICT CONTRIBUTION/SPECIAL EDUCATION/ADMI									535.16
199 E 11 6116 TU 041 0 24 850	JUNIOR HIGH/EXTRA DUTY/ACCELERATED EDUCATION/CFO PAYROLL BUD									30.00
199 E 11 6119 75 041 0 24 805	JUNIOR HIGH/PROFESSIONAL PERSONNEL/ACCELERATED EDUCATION/ADM									3,550.00
199 E 11 6141 75 041 0 24 805	JUNIOR HIGH/FICA/SOCIAL SECURITY/MEDICARE/ACCELERATED EDUCAT									51.20
199 E 11 6141 TU 041 0 24 850	JUNIOR HIGH/FICA/SOCIAL SECURITY/MEDICARE/ACCELERATED EDUCAT									0.43
199 E 11 6146 75 041 0 24 805	JUNIOR HIGH/TRS/CARE/NEW MEMBER/ACCELERATED EDUCATION/ADMIN									145.44
199 E 11 6146 TU 041 0 24 850	JUNIOR HIGH/TRS/CARE/NEW MEMBER/ACCELERATED EDUCATION/CFO PA									2.91



January 2025-26

Budget Code	Description	Monthly Activity
041	JUNIOR HIGH	
199 E 23 6149 00 041 0 99 805	JUNIOR HIGH/TRS DISTRICT CONTRIBUTION/ALL OTHER (INCL. BAND)	421.91
199 E 31 6119 00 041 0 23 805	JUNIOR HIGH/PROFESSIONAL PERSONNEL/SPECIAL EDUCATION/ADMIN B	3,023.54
199 E 31 6141 00 041 0 23 805	JUNIOR HIGH/FICA/SOCIAL SECURITY/MEDICARE/SPECIAL EDUCATION/	43.76
199 E 31 6146 00 041 0 23 805	JUNIOR HIGH/TRS/CARE/NEW MEMBER/SPECIAL EDUCATION/ADMIN BUDG	105.98
199 E 31 6148 00 041 0 23 805	JUNIOR HIGH/LIFE INSURANCE/SPECIAL EDUCATION/ADMIN BUDGETED	0.46
199 E 31 6149 00 041 0 23 805	JUNIOR HIGH/TRS DISTRICT CONTRIBUTION/SPECIAL EDUCATION/ADMI	22.68
199 E 31 6118 00 041 0 99 805	JUNIOR HIGH/EXTRA DUTY PAY/STIPENDS/ALL OTHER (INCL. BAND)/A	145.84
199 E 31 6119 00 041 0 99 805	JUNIOR HIGH/PROFESSIONAL PERSONNEL/ALL OTHER (INCL. BAND)/AD	28,757.64
199 E 31 6129 00 041 0 99 805	JUNIOR HIGH/SUPPORT PERSONNEL/ALL OTHER (INCL. BAND)/ADMIN B	3,452.50
199 E 31 6141 00 041 0 99 805	JUNIOR HIGH/FICA/SOCIAL SECURITY/MEDICARE/ALL OTHER (INCL. B	394.12
199 E 31 6142 00 041 0 99 805	JUNIOR HIGH/GROUP HEALTH INSURANCE/ALL OTHER (INCL. BAND)/AD	885.00
199 E 31 6146 00 041 0 99 805	JUNIOR HIGH/TRS/CARE/NEW MEMBER/ALL OTHER (INCL. BAND)/ADMIN	1,176.78
199 E 31 6148 00 041 0 99 805	JUNIOR HIGH/LIFE INSURANCE/ALL OTHER (INCL. BAND)/ADMIN BUDG	4.06
199 E 31 6149 00 041 0 99 805	JUNIOR HIGH/TRS DISTRICT CONTRIBUTION/ALL OTHER (INCL. BAND)	242.64
199 E 33 6112 75 041 0 99 805	JUNIOR HIGH/SUBSTITUTE TEACHERS/ALL OTHER (INCL. BAND)/ADMIN	240.00
199 E 33 6118 00 041 0 99 805	JUNIOR HIGH/EXTRA DUTY PAY/STIPENDS/ALL OTHER (INCL. BAND)/A	66.68
199 E 33 6119 75 041 0 99 805	JUNIOR HIGH/PROFESSIONAL PERSONNEL/ALL OTHER (INCL. BAND)/AD	12,416.78
199 E 33 6141 00 041 0 99 805	JUNIOR HIGH/FICA/SOCIAL SECURITY/MEDICARE/ALL OTHER (INCL. B	0.97
199 E 33 6141 75 041 0 99 805	JUNIOR HIGH/FICA/SOCIAL SECURITY/MEDICARE/ALL OTHER (INCL. B	183.53
199 E 33 6146 00 041 0 99 805	JUNIOR HIGH/TRS/CARE/NEW MEMBER/ALL OTHER (INCL. BAND)/ADMIN	2.37
199 E 33 6146 75 041 0 99 805	JUNIOR HIGH/TRS/CARE/NEW MEMBER/ALL OTHER (INCL. BAND)/ADMIN	441.76
199 E 33 6148 75 041 0 99 805	JUNIOR HIGH/LIFE INSURANCE/ALL OTHER (INCL. BAND)/ADMIN BUDG	1.80
199 E 33 6149 00 041 0 99 805	JUNIOR HIGH/TRS DISTRICT CONTRIBUTION/ALL OTHER (INCL. BAND)	0.50
199 E 33 6149 75 041 0 99 805	JUNIOR HIGH/TRS DISTRICT CONTRIBUTION/ALL OTHER (INCL. BAND)	93.12
199 E 36 6118 00 041 0 23 805	JUNIOR HIGH/EXTRA DUTY PAY/STIPENDS/SPECIAL EDUCATION/ADMIN	250.00
199 E 36 6141 00 041 0 23 805	JUNIOR HIGH/FICA/SOCIAL SECURITY/MEDICARE/SPECIAL EDUCATION/	3.29
199 E 36 6146 00 041 0 23 805	JUNIOR HIGH/TRS/CARE/NEW MEMBER/SPECIAL EDUCATION/ADMIN BUDG	11.92
199 E 36 6149 00 041 0 23 805	JUNIOR HIGH/TRS DISTRICT CONTRIBUTION/SPECIAL EDUCATION/ADMI	1.88
199 E 36 6118 00 041 0 91 805	JUNIOR HIGH/EXTRA DUTY PAY/STIPENDS/ATHLETICS & RELATED/ADMI	7,220.98
199 E 36 6121 00 041 0 91 850	JUNIOR HIGH/EXTRA DUTY PAY/OVERTIME/ATHLETICS & RELATED/CFO	1,563.35
199 E 36 6125 00 041 0 91 850	JUNIOR HIGH/MISC REIMBURSEMENTS/ATHLETICS & RELATED/CFO PAYR	60.00
199 E 36 6141 00 041 0 91 805	JUNIOR HIGH/FICA/SOCIAL SECURITY/MEDICARE/ATHLETICS & RELATE	98.71
199 E 36 6141 00 041 0 91 850	JUNIOR HIGH/FICA/SOCIAL SECURITY/MEDICARE/ATHLETICS & RELATE	23.10
199 E 36 6146 00 041 0 91 805	JUNIOR HIGH/TRS/CARE/NEW MEMBER/ATHLETICS & RELATED/ADMIN BU	319.82
199 E 36 6146 00 041 0 91 850	JUNIOR HIGH/TRS/CARE/NEW MEMBER/ATHLETICS & RELATED/CFO PAYR	106.98
199 E 36 6149 00 041 0 91 805	JUNIOR HIGH/TRS DISTRICT CONTRIBUTION/ATHLETICS & RELATED/AD	54.18
199 E 36 6149 00 041 0 91 850	JUNIOR HIGH/TRS DISTRICT CONTRIBUTION/ATHLETICS & RELATED/CF	12.16
199 E 36 6116 00 041 0 99 850	JUNIOR HIGH/EXTRA DUTY/ALL OTHER (INCL. BAND)/CFO PAYROLL BU	30.00
199 E 36 6118 00 041 0 99 805	JUNIOR HIGH/EXTRA DUTY PAY/STIPENDS/ALL OTHER (INCL. BAND)/A	3,834.86
199 E 36 6141 00 041 0 99 805	JUNIOR HIGH/FICA/SOCIAL SECURITY/MEDICARE/ALL OTHER (INCL. B	50.82
199 E 36 6141 00 041 0 99 850	JUNIOR HIGH/FICA/SOCIAL SECURITY/MEDICARE/ALL OTHER (INCL. B	0.28
199 E 36 6146 00 041 0 99 805	JUNIOR HIGH/TRS/CARE/NEW MEMBER/ALL OTHER (INCL. BAND)/ADMIN	164.19
199 E 36 6146 00 041 0 99 850	JUNIOR HIGH/TRS/CARE/NEW MEMBER/ALL OTHER (INCL. BAND)/CFO P	1.40
199 E 36 6149 00 041 0 99 805	JUNIOR HIGH/TRS DISTRICT CONTRIBUTION/ALL OTHER (INCL. BAND)	28.70
199 E 36 6149 00 041 0 99 850	JUNIOR HIGH/TRS DISTRICT CONTRIBUTION/ALL OTHER (INCL. BAND)	0.23
199 -- -- -- -- 041 --		748,713.79

101 WESTWOOD

199 E 11 6112 75 101 0 11 805	WESTWOOD/SUBSTITUTE TEACHERS/BASIC EDUCATION/ADMIN BUDGETED	3,962.50
199 E 11 6112 EH 101 0 11 850	WESTWOOD/SUBSTITUTE TEACHERS/BASIC EDUCATION/CFO PAYROLL BUD	210.00
199 E 11 6112 PD 101 0 11 811	WESTWOOD/SUBSTITUTE TEACHERS/BASIC EDUCATION/WESTWOOD	755.00
199 E 11 6112 PD 101 0 11 813	WESTWOOD/SUBSTITUTE TEACHERS/BASIC EDUCATION/ELEMENTARY CURR	3,240.00
199 E 11 6118 00 101 0 11 805	WESTWOOD/EXTRA DUTY PAY/STIPENDS/BASIC EDUCATION/ADMIN BUDGE	607.78

Budget Code		Description	Monthly Activity
101	WESTWOOD		
199 E 11 6119 75 101 0 11 805	WESTWOOD/PROFESSIONAL PERSONNEL/BASIC EDUCATION/ADMIN BUDGET	138,810.38	
199 E 11 6122 00 101 0 11 805	WESTWOOD/PARA SUBSTITUTE/BASIC EDUCATION/ADMIN BUDGETED PAYR	35.00	
199 E 11 6129 00 101 0 11 805	WESTWOOD/SUPPORT PERSONNEL/BASIC EDUCATION/ADMIN BUDGETED PA	1,500.60	
199 E 11 6141 00 101 0 11 805	WESTWOOD/FICA/SOCIAL SECURITY/MEDICARE/BASIC EDUCATION/ADMIN	24.69	
199 E 11 6141 75 101 0 11 805	WESTWOOD/FICA/SOCIAL SECURITY/MEDICARE/BASIC EDUCATION/ADMIN	1,972.59	
199 E 11 6141 EH 101 0 11 850	WESTWOOD/FICA/SOCIAL SECURITY/MEDICARE/BASIC EDUCATION/CFO P	3.06	
199 E 11 6141 PD 101 0 11 811	WESTWOOD/FICA/SOCIAL SECURITY/MEDICARE/BASIC EDUCATION/WESTW	10.96	
199 E 11 6141 PD 101 0 11 813	WESTWOOD/FICA/SOCIAL SECURITY/MEDICARE/BASIC EDUCATION/ELEME	47.02	
199 E 11 6142 00 101 0 11 805	WESTWOOD/GROUP HEALTH INSURANCE/BASIC EDUCATION/ADMIN BUDGET	295.00	
199 E 11 6142 75 101 0 11 805	WESTWOOD/GROUP HEALTH INSURANCE/BASIC EDUCATION/ADMIN BUDGET	3,835.00	
199 E 11 6146 00 101 0 11 805	WESTWOOD/TRS/CARE/NEW MEMBER/BASIC EDUCATION/ADMIN BUDGETED	58.07	
199 E 11 6146 75 101 0 11 805	WESTWOOD/TRS/CARE/NEW MEMBER/BASIC EDUCATION/ADMIN BUDGETED	5,716.64	
199 E 11 6148 00 101 0 11 805	WESTWOOD/LIFE INSURANCE/BASIC EDUCATION/ADMIN BUDGETED PAYRO	0.90	
199 E 11 6148 75 101 0 11 805	WESTWOOD/LIFE INSURANCE/BASIC EDUCATION/ADMIN BUDGETED PAYRO	22.52	
199 E 11 6149 00 101 0 11 805	WESTWOOD/TRS DISTRICT CONTRIBUTION/BASIC EDUCATION/ADMIN BUD	15.84	
199 E 11 6149 75 101 0 11 805	WESTWOOD/TRS DISTRICT CONTRIBUTION/BASIC EDUCATION/ADMIN BUD	1,041.10	
199 E 11 6119 75 101 0 21 805	WESTWOOD/PROFESSIONAL PERSONNEL/GIFTED & TALENTED/ADMIN BUDG	6,041.66	
199 E 11 6141 75 101 0 21 805	WESTWOOD/FICA/SOCIAL SECURITY/MEDICARE/GIFTED & TALENTED/ADM	83.98	
199 E 11 6146 75 101 0 21 805	WESTWOOD/TRS/CARE/NEW MEMBER/GIFTED & TALENTED/ADMIN BUDGETE	231.99	
199 E 11 6148 75 101 0 21 805	WESTWOOD/LIFE INSURANCE/GIFTED & TALENTED/ADMIN BUDGETED PAY	0.90	
199 E 11 6149 75 101 0 21 805	WESTWOOD/TRS DISTRICT CONTRIBUTION/GIFTED & TALENTED/ADMIN B	45.32	
199 E 11 6112 75 101 0 23 805	WESTWOOD/SUBSTITUTE TEACHERS/SPECIAL EDUCATION/ADMIN BUDGETE	120.00	
199 E 11 6112 PD 101 0 23 816	WESTWOOD/SUBSTITUTE TEACHERS/SPECIAL EDUCATION/SPECIAL EDUCA	52.50	
199 E 11 6118 00 101 0 23 805	WESTWOOD/EXTRA DUTY PAY/STIPENDS/SPECIAL EDUCATION/ADMIN BUD	100.00	
199 E 11 6119 75 101 0 23 805	WESTWOOD/PROFESSIONAL PERSONNEL/SPECIAL EDUCATION/ADMIN BUDG	17,499.82	
199 E 11 6121 00 101 0 23 850	WESTWOOD/EXTRA DUTY PAY/OVERTIME/SPECIAL EDUCATION/CFO PAYRO	139.44	
199 E 11 6122 00 101 0 23 805	WESTWOOD/PARA SUBSTITUTE/SPECIAL EDUCATION/ADMIN BUDGETED PA	425.00	
199 E 11 6122 EH 101 0 23 850	WESTWOOD/PARA SUBSTITUTE/SPECIAL EDUCATION/CFO PAYROLL BUDGE	995.00	
199 E 11 6129 00 101 0 23 805	WESTWOOD/SUPPORT PERSONNEL/SPECIAL EDUCATION/ADMIN BUDGETED	13,656.60	
199 E 11 6141 00 101 0 23 805	WESTWOOD/FICA/SOCIAL SECURITY/MEDICARE/SPECIAL EDUCATION/ADM	196.58	
199 E 11 6141 00 101 0 23 850	WESTWOOD/FICA/SOCIAL SECURITY/MEDICARE/SPECIAL EDUCATION/CFO	1.94	
199 E 11 6141 75 101 0 23 805	WESTWOOD/FICA/SOCIAL SECURITY/MEDICARE/SPECIAL EDUCATION/ADM	220.66	
199 E 11 6141 EH 101 0 23 850	WESTWOOD/FICA/SOCIAL SECURITY/MEDICARE/SPECIAL EDUCATION/CFO	14.43	
199 E 11 6141 PD 101 0 23 816	WESTWOOD/FICA/SOCIAL SECURITY/MEDICARE/SPECIAL EDUCATION/SPE	0.76	
199 E 11 6142 00 101 0 23 805	WESTWOOD/GROUP HEALTH INSURANCE/SPECIAL EDUCATION/ADMIN BUDG	590.00	
199 E 11 6142 75 101 0 23 805	WESTWOOD/GROUP HEALTH INSURANCE/SPECIAL EDUCATION/ADMIN BUDG	590.00	
199 E 11 6146 00 101 0 23 805	WESTWOOD/TRS/CARE/NEW MEMBER/SPECIAL EDUCATION/ADMIN BUDGETE	421.03	
199 E 11 6146 00 101 0 23 850	WESTWOOD/TRS/CARE/NEW MEMBER/SPECIAL EDUCATION/CFO PAYROLL B	2.80	
199 E 11 6146 75 101 0 23 805	WESTWOOD/TRS/CARE/NEW MEMBER/SPECIAL EDUCATION/ADMIN BUDGETE	722.77	
199 E 11 6148 00 101 0 23 805	WESTWOOD/LIFE INSURANCE/SPECIAL EDUCATION/ADMIN BUDGETED PAY	7.20	
199 E 11 6148 75 101 0 23 805	WESTWOOD/LIFE INSURANCE/SPECIAL EDUCATION/ADMIN BUDGETED PAY	2.76	
199 E 11 6149 00 101 0 23 805	WESTWOOD/TRS DISTRICT CONTRIBUTION/SPECIAL EDUCATION/ADMIN B	103.20	
199 E 11 6149 00 101 0 23 850	WESTWOOD/TRS DISTRICT CONTRIBUTION/SPECIAL EDUCATION/CFO PAY	1.05	
199 E 11 6149 75 101 0 23 805	WESTWOOD/TRS DISTRICT CONTRIBUTION/SPECIAL EDUCATION/ADMIN B	131.26	
199 E 11 6112 TU 101 0 24 811	WESTWOOD/SUBSTITUTE TEACHERS/ACCELERATED EDUCATION/WESTWOOD	1,770.00	
199 E 11 6118 00 101 0 24 805	WESTWOOD/EXTRA DUTY PAY/STIPENDS/ACCELERATED EDUCATION/ADMIN	104.18	
199 E 11 6119 00 101 0 24 805	WESTWOOD/PROFESSIONAL PERSONNEL/ACCELERATED EDUCATION/ADMIN	3,253.14	
199 E 11 6141 00 101 0 24 805	WESTWOOD/FICA/SOCIAL SECURITY/MEDICARE/ACCELERATED EDUCATION	43.58	
199 E 11 6141 TU 101 0 24 811	WESTWOOD/FICA/SOCIAL SECURITY/MEDICARE/ACCELERATED EDUCATION	25.67	
199 E 11 6142 00 101 0 24 805	WESTWOOD/GROUP HEALTH INSURANCE/ACCELERATED EDUCATION/ADMIN	147.50	
199 E 11 6146 00 101 0 24 805	WESTWOOD/TRS/CARE/NEW MEMBER/ACCELERATED EDUCATION/ADMIN BUD	129.02	
199 E 11 6148 00 101 0 24 805	WESTWOOD/LIFE INSURANCE/ACCELERATED EDUCATION/ADMIN BUDGETED	0.46	
199 E 11 6149 00 101 0 24 805	WESTWOOD/TRS DISTRICT CONTRIBUTION/ACCELERATED EDUCATION/ADM	25.18	
199 E 11 6119 00 101 0 25 805	WESTWOOD/PROFESSIONAL PERSONNEL/BILINGUAL & SPECIAL LANGUAGE	3,253.12	
199 E 11 6141 00 101 0 25 805	WESTWOOD/FICA/SOCIAL SECURITY/MEDICARE/BILINGUAL & SPECIAL L	42.30	

Budget Code		Description	January 2025-26 Monthly Activity
101	WESTWOOD		
199 E 11 6142 00 101 0 25 805	WESTWOOD/GROUP HEALTH INSURANCE/BILINGUAL & SPECIAL LANGUAGE	147.50	
199 E 11 6146 00 101 0 25 805	WESTWOOD/TRS/CARE/NEW MEMBER/BILINGUAL & SPECIAL LANGUAGE/AD	125.07	
199 E 11 6148 00 101 0 25 805	WESTWOOD/LIFE INSURANCE/BILINGUAL & SPECIAL LANGUAGE/ADMIN B	0.44	
199 E 11 6149 00 101 0 25 805	WESTWOOD/TRS DISTRICT CONTRIBUTION/BILINGUAL & SPECIAL LANGU	24.40	
199 E 11 6112 75 101 0 33 805	WESTWOOD/SUBSTITUTE TEACHERS/SPEC ED PRE-K/ADMIN BUDGETED PA	120.00	
199 E 11 6119 75 101 0 33 805	WESTWOOD/PROFESSIONAL PERSONNEL/SPEC ED PRE-K/ADMIN BUDGETED	7,159.76	
199 E 11 6129 00 101 0 33 805	WESTWOOD/SUPPORT PERSONNEL/SPEC ED PRE-K/ADMIN BUDGETED PAYR	5,096.64	
199 E 11 6141 00 101 0 33 805	WESTWOOD/FICA/SOCIAL SECURITY/MEDICARE/SPEC ED PRE-K/ADMIN B	73.90	
199 E 11 6141 75 101 0 33 805	WESTWOOD/FICA/SOCIAL SECURITY/MEDICARE/SPEC ED PRE-K/ADMIN B	100.78	
199 E 11 6146 00 101 0 33 805	WESTWOOD/TRS/CARE/NEW MEMBER/SPEC ED PRE-K/ADMIN BUDGETED PA	217.64	
199 E 11 6146 75 101 0 33 805	WESTWOOD/TRS/CARE/NEW MEMBER/SPEC ED PRE-K/ADMIN BUDGETED PA	302.19	
199 E 11 6148 00 101 0 33 805	WESTWOOD/LIFE INSURANCE/SPEC ED PRE-K/ADMIN BUDGETED PAYROLL	2.70	
199 E 11 6148 75 101 0 33 805	WESTWOOD/LIFE INSURANCE/SPEC ED PRE-K/ADMIN BUDGETED PAYROLL	1.34	
199 E 11 6149 00 101 0 33 805	WESTWOOD/TRS DISTRICT CONTRIBUTION/SPEC ED PRE-K/ADMIN BUDGE	38.22	
199 E 11 6149 75 101 0 33 805	WESTWOOD/TRS DISTRICT CONTRIBUTION/SPEC ED PRE-K/ADMIN BUDGE	53.70	
199 E 11 6119 75 101 0 36 805	WESTWOOD/PROFESSIONAL PERSONNEL/EARLY EDUCATION ALLOTMENT/AD	3,062.50	
199 E 11 6141 75 101 0 36 805	WESTWOOD/FICA/SOCIAL SECURITY/MEDICARE/EARLY EDUCATION ALLOT	42.28	
199 E 11 6146 75 101 0 36 805	WESTWOOD/TRS/CARE/NEW MEMBER/EARLY EDUCATION ALLOTMENT/ADMIN	111.15	
199 E 11 6148 75 101 0 36 805	WESTWOOD/LIFE INSURANCE/EARLY EDUCATION ALLOTMENT/ADMIN BUDG	0.44	
199 E 11 6149 75 101 0 36 805	WESTWOOD/TRS DISTRICT CONTRIBUTION/EARLY EDUCATION ALLOTMENT	22.96	
199 E 11 6118 00 101 0 37 805	WESTWOOD/EXTRA DUTY PAY/STIPENDS/DYSLEXIA/ADMIN BUDGETED PAY	83.34	
199 E 11 6119 75 101 0 37 805	WESTWOOD/PROFESSIONAL PERSONNEL/DYSLEXIA/ADMIN BUDGETED PAYR	6,041.66	
199 E 11 6141 00 101 0 37 805	WESTWOOD/FICA/SOCIAL SECURITY/MEDICARE/DYSLEXIA/ADMIN BUDGET	1.16	
199 E 11 6141 75 101 0 37 805	WESTWOOD/FICA/SOCIAL SECURITY/MEDICARE/DYSLEXIA/ADMIN BUDGET	84.46	
199 E 11 6146 00 101 0 37 805	WESTWOOD/TRS/CARE/NEW MEMBER/DYSLEXIA/ADMIN BUDGETED PAYROLL	3.08	
199 E 11 6146 75 101 0 37 805	WESTWOOD/TRS/CARE/NEW MEMBER/DYSLEXIA/ADMIN BUDGETED PAYROLL	224.65	
199 E 11 6148 75 101 0 37 805	WESTWOOD/LIFE INSURANCE/DYSLEXIA/ADMIN BUDGETED PAYROLL	0.90	
199 E 11 6149 00 101 0 37 805	WESTWOOD/TRS DISTRICT CONTRIBUTION/DYSLEXIA/ADMIN BUDGETED P	0.62	
199 E 11 6149 75 101 0 37 805	WESTWOOD/TRS DISTRICT CONTRIBUTION/DYSLEXIA/ADMIN BUDGETED P	45.32	
199 E 12 6112 75 101 0 99 805	WESTWOOD/SUBSTITUTE TEACHERS/ALL OTHER (INCL. BAND)/ADMIN BU	157.50	
199 E 12 6118 00 101 0 99 805	WESTWOOD/EXTRA DUTY PAY/STIPENDS/ALL OTHER (INCL. BAND)/ADMI	258.32	
199 E 12 6119 75 101 0 99 805	WESTWOOD/PROFESSIONAL PERSONNEL/ALL OTHER (INCL. BAND)/ADMIN	5,708.34	
199 E 12 6141 00 101 0 99 805	WESTWOOD/FICA/SOCIAL SECURITY/MEDICARE/ALL OTHER (INCL. BAND	3.62	
199 E 12 6141 75 101 0 99 805	WESTWOOD/FICA/SOCIAL SECURITY/MEDICARE/ALL OTHER (INCL. BAND	82.19	
199 E 12 6146 00 101 0 99 805	WESTWOOD/TRS/CARE/NEW MEMBER/ALL OTHER (INCL. BAND)/ADMIN BU	11.92	
199 E 12 6146 75 101 0 99 805	WESTWOOD/TRS/CARE/NEW MEMBER/ALL OTHER (INCL. BAND)/ADMIN BU	263.56	
199 E 12 6148 75 101 0 99 805	WESTWOOD/LIFE INSURANCE/ALL OTHER (INCL. BAND)/ADMIN BUDGETE	0.90	
199 E 12 6149 00 101 0 99 805	WESTWOOD/TRS DISTRICT CONTRIBUTION/ALL OTHER (INCL. BAND)/AD	1.94	
199 E 12 6149 75 101 0 99 805	WESTWOOD/TRS DISTRICT CONTRIBUTION/ALL OTHER (INCL. BAND)/AD	42.82	
199 E 13 6118 00 101 0 11 805	WESTWOOD/EXTRA DUTY PAY/STIPENDS/BASIC EDUCATION/ADMIN BUDGE	208.32	
199 E 13 6141 00 101 0 11 805	WESTWOOD/FICA/SOCIAL SECURITY/MEDICARE/BASIC EDUCATION/ADMIN	3.04	
199 E 13 6146 00 101 0 11 805	WESTWOOD/TRS/CARE/NEW MEMBER/BASIC EDUCATION/ADMIN BUDGETED	8.10	
199 E 13 6149 00 101 0 11 805	WESTWOOD/TRS DISTRICT CONTRIBUTION/BASIC EDUCATION/ADMIN BUD	1.56	
199 E 13 6118 00 101 0 23 805	WESTWOOD/EXTRA DUTY PAY/STIPENDS/SPECIAL EDUCATION/ADMIN BUD	104.16	
199 E 13 6141 00 101 0 23 805	WESTWOOD/FICA/SOCIAL SECURITY/MEDICARE/SPECIAL EDUCATION/ADM	1.52	
199 E 13 6146 00 101 0 23 805	WESTWOOD/TRS/CARE/NEW MEMBER/SPECIAL EDUCATION/ADMIN BUDGETE	3.94	
199 E 13 6149 00 101 0 23 805	WESTWOOD/TRS DISTRICT CONTRIBUTION/SPECIAL EDUCATION/ADMIN B	0.78	
199 E 13 6118 00 101 0 36 805	WESTWOOD/EXTRA DUTY PAY/STIPENDS/EARLY EDUCATION ALLOTMENT/A	385.60	
199 E 13 6141 00 101 0 36 805	WESTWOOD/FICA/SOCIAL SECURITY/MEDICARE/EARLY EDUCATION ALLOT	5.28	
199 E 13 6146 00 101 0 36 805	WESTWOOD/TRS/CARE/NEW MEMBER/EARLY EDUCATION ALLOTMENT/ADMIN	15.17	
199 E 13 6149 00 101 0 36 805	WESTWOOD/TRS DISTRICT CONTRIBUTION/EARLY EDUCATION ALLOTMENT	2.88	
199 E 13 6119 00 101 0 99 805	WESTWOOD/PROFESSIONAL PERSONNEL/ALL OTHER (INCL. BAND)/ADMIN	5,525.00	
199 E 13 6141 00 101 0 99 805	WESTWOOD/FICA/SOCIAL SECURITY/MEDICARE/ALL OTHER (INCL. BAND	71.94	
199 E 13 6142 00 101 0 99 805	WESTWOOD/GROUP HEALTH INSURANCE/ALL OTHER (INCL. BAND)/ADMIN	295.00	
199 E 13 6146 00 101 0 99 805	WESTWOOD/TRS/CARE/NEW MEMBER/ALL OTHER (INCL. BAND)/ADMIN BU	223.48	

Budget Code		Description	January 2025-26 Monthly Activity
101	WESTWOOD		
199 E 13 6148 00 101 0 99 805	WESTWOOD/LIFE INSURANCE/ALL OTHER (INCL. BAND)/ADMIN BUDGETE	0.90	
199 E 13 6149 00 101 0 99 805	WESTWOOD/TRS DISTRICT CONTRIBUTION/ALL OTHER (INCL. BAND)/AD	41.44	
199 E 23 6117 00 101 0 99 850	WESTWOOD/GRAD HOURS/ALL OTHER (INCL. BAND)/CFO PAYROLL BUDGE	480.00	
199 E 23 6119 00 101 0 99 805	WESTWOOD/PROFESSIONAL PERSONNEL/ALL OTHER (INCL. BAND)/ADMIN	14,682.76	
199 E 23 6122 00 101 0 99 805	WESTWOOD/PARA SUBSTITUTE/ALL OTHER (INCL. BAND)/ADMIN BUDGET	35.00	
199 E 23 6129 00 101 0 99 805	WESTWOOD/SUPPORT PERSONNEL/ALL OTHER (INCL. BAND)/ADMIN BUDG	5,819.70	
199 E 23 6139 00 101 0 99 805	WESTWOOD/EMPLOYEE ALLOWANCES/ALL OTHER (INCL. BAND)/ADMIN BU	100.00	
199 E 23 6141 00 101 0 99 805	WESTWOOD/FICA/SOCIAL SECURITY/MEDICARE/ALL OTHER (INCL. BAND	296.16	
199 E 23 6141 00 101 0 99 850	WESTWOOD/FICA/SOCIAL SECURITY/MEDICARE/ALL OTHER (INCL. BAND	6.75	
199 E 23 6142 00 101 0 99 805	WESTWOOD/GROUP HEALTH INSURANCE/ALL OTHER (INCL. BAND)/ADMIN	295.00	
199 E 23 6146 00 101 0 99 805	WESTWOOD/TRS/CARE/NEW MEMBER/ALL OTHER (INCL. BAND)/ADMIN BU	837.01	
199 E 23 6146 00 101 0 99 850	WESTWOOD/TRS/CARE/NEW MEMBER/ALL OTHER (INCL. BAND)/CFO PAYR	25.88	
199 E 23 6148 00 101 0 99 805	WESTWOOD/LIFE INSURANCE/ALL OTHER (INCL. BAND)/ADMIN BUDGETE	4.50	
199 E 23 6149 00 101 0 99 805	WESTWOOD/TRS DISTRICT CONTRIBUTION/ALL OTHER (INCL. BAND)/AD	153.76	
199 E 23 6149 00 101 0 99 850	WESTWOOD/TRS DISTRICT CONTRIBUTION/ALL OTHER (INCL. BAND)/CF	3.60	
199 E 31 6119 00 101 0 23 805	WESTWOOD/PROFESSIONAL PERSONNEL/SPECIAL EDUCATION/ADMIN BUDG	2,910.42	
199 E 31 6141 00 101 0 23 805	WESTWOOD/FICA/SOCIAL SECURITY/MEDICARE/SPECIAL EDUCATION/ADM	28.42	
199 E 31 6142 00 101 0 23 805	WESTWOOD/GROUP HEALTH INSURANCE/SPECIAL EDUCATION/ADMIN BUDG	147.50	
199 E 31 6146 00 101 0 23 805	WESTWOOD/TRS/CARE/NEW MEMBER/SPECIAL EDUCATION/ADMIN BUDGETE	158.99	
199 E 31 6148 00 101 0 23 805	WESTWOOD/LIFE INSURANCE/SPECIAL EDUCATION/ADMIN BUDGETED PAY	0.46	
199 E 31 6149 00 101 0 23 805	WESTWOOD/TRS DISTRICT CONTRIBUTION/SPECIAL EDUCATION/ADMIN B	21.84	
199 E 31 6119 00 101 0 99 805	WESTWOOD/PROFESSIONAL PERSONNEL/ALL OTHER (INCL. BAND)/ADMIN	6,340.14	
199 E 31 6141 00 101 0 99 805	WESTWOOD/FICA/SOCIAL SECURITY/MEDICARE/ALL OTHER (INCL. BAND	71.00	
199 E 31 6142 00 101 0 99 805	WESTWOOD/GROUP HEALTH INSURANCE/ALL OTHER (INCL. BAND)/ADMIN	295.00	
199 E 31 6146 00 101 0 99 805	WESTWOOD/TRS/CARE/NEW MEMBER/ALL OTHER (INCL. BAND)/ADMIN BU	232.82	
199 E 31 6148 00 101 0 99 805	WESTWOOD/LIFE INSURANCE/ALL OTHER (INCL. BAND)/ADMIN BUDGETE	0.90	
199 E 31 6149 00 101 0 99 805	WESTWOOD/TRS DISTRICT CONTRIBUTION/ALL OTHER (INCL. BAND)/AD	47.56	
199 E 33 6112 75 101 0 99 805	WESTWOOD/SUBSTITUTE TEACHERS/ALL OTHER (INCL. BAND)/ADMIN BU	240.00	
199 E 33 6118 00 101 0 99 805	WESTWOOD/EXTRA DUTY PAY/STIPENDS/ALL OTHER (INCL. BAND)/ADMI	33.34	
199 E 33 6119 75 101 0 99 805	WESTWOOD/PROFESSIONAL PERSONNEL/ALL OTHER (INCL. BAND)/ADMIN	5,608.34	
199 E 33 6141 00 101 0 99 805	WESTWOOD/FICA/SOCIAL SECURITY/MEDICARE/ALL OTHER (INCL. BAND	0.48	
199 E 33 6141 75 101 0 99 805	WESTWOOD/FICA/SOCIAL SECURITY/MEDICARE/ALL OTHER (INCL. BAND	84.80	
199 E 33 6146 00 101 0 99 805	WESTWOOD/TRS/CARE/NEW MEMBER/ALL OTHER (INCL. BAND)/ADMIN BU	1.20	
199 E 33 6146 75 101 0 99 805	WESTWOOD/TRS/CARE/NEW MEMBER/ALL OTHER (INCL. BAND)/ADMIN BU	201.96	
199 E 33 6148 75 101 0 99 805	WESTWOOD/LIFE INSURANCE/ALL OTHER (INCL. BAND)/ADMIN BUDGETE	0.90	
199 E 33 6149 00 101 0 99 805	WESTWOOD/TRS DISTRICT CONTRIBUTION/ALL OTHER (INCL. BAND)/AD	0.26	
199 E 33 6149 75 101 0 99 805	WESTWOOD/TRS DISTRICT CONTRIBUTION/ALL OTHER (INCL. BAND)/AD	42.06	
199 E 36 6118 00 101 0 99 805	WESTWOOD/EXTRA DUTY PAY/STIPENDS/ALL OTHER (INCL. BAND)/ADMI	33.32	
199 E 36 6141 00 101 0 99 805	WESTWOOD/FICA/SOCIAL SECURITY/MEDICARE/ALL OTHER (INCL. BAND	0.40	
199 E 36 6146 00 101 0 99 805	WESTWOOD/TRS/CARE/NEW MEMBER/ALL OTHER (INCL. BAND)/ADMIN BU	1.26	
199 E 36 6149 00 101 0 99 805	WESTWOOD/TRS DISTRICT CONTRIBUTION/ALL OTHER (INCL. BAND)/AD	0.24	
199 E 53 6118 00 101 0 99 805	WESTWOOD/EXTRA DUTY PAY/STIPENDS/ALL OTHER (INCL. BAND)/ADMI	83.34	
199 E 53 6141 00 101 0 99 805	WESTWOOD/FICA/SOCIAL SECURITY/MEDICARE/ALL OTHER (INCL. BAND	1.17	
199 E 53 6146 00 101 0 99 805	WESTWOOD/TRS/CARE/NEW MEMBER/ALL OTHER (INCL. BAND)/ADMIN BU	3.85	
199 E 53 6149 00 101 0 99 805	WESTWOOD/TRS DISTRICT CONTRIBUTION/ALL OTHER (INCL. BAND)/AD	0.62	
199 -- -- -- -- 101 --		289,308.18	
102	CLINE		
199 E 11 6112 75 102 0 11 805	CLINE/SUBSTITUTE TEACHERS/BASIC EDUCATION/ADMIN BUDGETED PAY	3,512.50	
199 E 11 6112 EH 102 0 11 850	CLINE/SUBSTITUTE TEACHERS/BASIC EDUCATION/CFO PAYROLL BUDGET	1,250.00	
199 E 11 6112 PD 102 0 11 802	CLINE/SUBSTITUTE TEACHERS/BASIC EDUCATION/CLINE	1,075.00	
199 E 11 6112 PD 102 0 11 813	CLINE/SUBSTITUTE TEACHERS/BASIC EDUCATION/ELEMENTARY CURRICU	2,370.00	
199 E 11 6118 00 102 0 11 805	CLINE/EXTRA DUTY PAY/STIPENDS/BASIC EDUCATION/ADMIN BUDGETED	600.00	

Budget Code		Description	Monthly Activity
102	CLINE		
199 E 11 6119 75 102 0 11 805	CLINE/PROFESSIONAL PERSONNEL/BASIC EDUCATION/ADMIN BUDGETED	248,415.19	
199 E 11 6122 00 102 0 11 805	CLINE/PARA SUBSTITUTE/BASIC EDUCATION/ADMIN BUDGETED PAYROLL	85.00	
199 E 11 6129 00 102 0 11 805	CLINE/SUPPORT PERSONNEL/BASIC EDUCATION/ADMIN BUDGETED PAYRO	3,213.10	
199 E 11 6141 00 102 0 11 805	CLINE/FICA/SOCIAL SECURITY/MEDICARE/BASIC EDUCATION/ADMIN BU	56.16	
199 E 11 6141 75 102 0 11 805	CLINE/FICA/SOCIAL SECURITY/MEDICARE/BASIC EDUCATION/ADMIN BU	3,471.02	
199 E 11 6141 EH 102 0 11 850	CLINE/FICA/SOCIAL SECURITY/MEDICARE/BASIC EDUCATION/CFO PAYR	18.14	
199 E 11 6141 PD 102 0 11 802	CLINE/FICA/SOCIAL SECURITY/MEDICARE/BASIC EDUCATION/CLINE	15.61	
199 E 11 6141 PD 102 0 11 813	CLINE/FICA/SOCIAL SECURITY/MEDICARE/BASIC EDUCATION/ELEMENTA	34.36	
199 E 11 6142 75 102 0 11 805	CLINE/GROUP HEALTH INSURANCE/BASIC EDUCATION/ADMIN BUDGETED	5,310.00	
199 E 11 6146 00 102 0 11 805	CLINE/TRS/CARE/NEW MEMBER/BASIC EDUCATION/ADMIN BUDGETED PAY	200.57	
199 E 11 6146 75 102 0 11 805	CLINE/TRS/CARE/NEW MEMBER/BASIC EDUCATION/ADMIN BUDGETED PAY	10,234.00	
199 E 11 6148 00 102 0 11 805	CLINE/LIFE INSURANCE/BASIC EDUCATION/ADMIN BUDGETED PAYROLL	1.80	
199 E 11 6148 75 102 0 11 805	CLINE/LIFE INSURANCE/BASIC EDUCATION/ADMIN BUDGETED PAYROLL	38.70	
199 E 11 6149 00 102 0 11 805	CLINE/TRS DISTRICT CONTRIBUTION/BASIC EDUCATION/ADMIN BUDGET	28.64	
199 E 11 6149 75 102 0 11 805	CLINE/TRS DISTRICT CONTRIBUTION/BASIC EDUCATION/ADMIN BUDGET	1,863.25	
199 E 11 6119 75 102 0 21 805	CLINE/PROFESSIONAL PERSONNEL/GIFTED & TALENTED/ADMIN BUDGETE	6,041.66	
199 E 11 6141 75 102 0 21 805	CLINE/FICA/SOCIAL SECURITY/MEDICARE/GIFTED & TALENTED/ADMIN	87.60	
199 E 11 6146 75 102 0 21 805	CLINE/TRS/CARE/NEW MEMBER/GIFTED & TALENTED/ADMIN BUDGETED P	223.23	
199 E 11 6148 75 102 0 21 805	CLINE/LIFE INSURANCE/GIFTED & TALENTED/ADMIN BUDGETED PAYROL	0.90	
199 E 11 6149 75 102 0 21 805	CLINE/TRS DISTRICT CONTRIBUTION/GIFTED & TALENTED/ADMIN BUDG	45.32	
199 E 11 6112 75 102 0 23 805	CLINE/SUBSTITUTE TEACHERS/SPECIAL EDUCATION/ADMIN BUDGETED P	507.50	
199 E 11 6112 PD 102 0 23 816	CLINE/SUBSTITUTE TEACHERS/SPECIAL EDUCATION/SPECIAL EDUCATIO	520.00	
199 E 11 6119 75 102 0 23 805	CLINE/PROFESSIONAL PERSONNEL/SPECIAL EDUCATION/ADMIN BUDGETE	39,458.36	
199 E 11 6121 00 102 0 23 850	CLINE/EXTRA DUTY PAY/OVERTIME/SPECIAL EDUCATION/CFO PAYROLL	7.90	
199 E 11 6122 00 102 0 23 805	CLINE/PARA SUBSTITUTE/SPECIAL EDUCATION/ADMIN BUDGETED PAYRO	255.00	
199 E 11 6129 00 102 0 23 805	CLINE/SUPPORT PERSONNEL/SPECIAL EDUCATION/ADMIN BUDGETED PAY	12,849.32	
199 E 11 6141 00 102 0 23 805	CLINE/FICA/SOCIAL SECURITY/MEDICARE/SPECIAL EDUCATION/ADMIN	176.47	
199 E 11 6141 00 102 0 23 850	CLINE/FICA/SOCIAL SECURITY/MEDICARE/SPECIAL EDUCATION/CFO PA	0.11	
199 E 11 6141 75 102 0 23 805	CLINE/FICA/SOCIAL SECURITY/MEDICARE/SPECIAL EDUCATION/ADMIN	541.28	
199 E 11 6141 PD 102 0 23 816	CLINE/FICA/SOCIAL SECURITY/MEDICARE/SPECIAL EDUCATION/SPECIA	7.55	
199 E 11 6142 00 102 0 23 805	CLINE/GROUP HEALTH INSURANCE/SPECIAL EDUCATION/ADMIN BUDGETE	885.00	
199 E 11 6142 75 102 0 23 805	CLINE/GROUP HEALTH INSURANCE/SPECIAL EDUCATION/ADMIN BUDGETE	1,475.00	
199 E 11 6146 00 102 0 23 805	CLINE/TRS/CARE/NEW MEMBER/SPECIAL EDUCATION/ADMIN BUDGETED P	256.98	
199 E 11 6146 00 102 0 23 850	CLINE/TRS/CARE/NEW MEMBER/SPECIAL EDUCATION/CFO PAYROLL BUDG	0.16	
199 E 11 6146 75 102 0 23 805	CLINE/TRS/CARE/NEW MEMBER/SPECIAL EDUCATION/ADMIN BUDGETED P	1,705.44	
199 E 11 6148 00 102 0 23 805	CLINE/LIFE INSURANCE/SPECIAL EDUCATION/ADMIN BUDGETED PAYROL	6.30	
199 E 11 6148 75 102 0 23 805	CLINE/LIFE INSURANCE/SPECIAL EDUCATION/ADMIN BUDGETED PAYROL	6.30	
199 E 11 6149 00 102 0 23 805	CLINE/TRS DISTRICT CONTRIBUTION/SPECIAL EDUCATION/ADMIN BUDG	96.36	
199 E 11 6149 00 102 0 23 850	CLINE/TRS DISTRICT CONTRIBUTION/SPECIAL EDUCATION/CFO PAYROL	0.06	
199 E 11 6149 75 102 0 23 805	CLINE/TRS DISTRICT CONTRIBUTION/SPECIAL EDUCATION/ADMIN BUDG	295.94	
199 E 11 6112 TU 102 0 24 802	CLINE/SUBSTITUTE TEACHERS/ACCELERATED EDUCATION/CLINE	1,800.00	
199 E 11 6112 TU 102 0 24 850	CLINE/SUBSTITUTE TEACHERS/ACCELERATED EDUCATION/CFO PAYROLL	1,687.50	
199 E 11 6141 TU 102 0 24 802	CLINE/FICA/SOCIAL SECURITY/MEDICARE/ACCELERATED EDUCATION/CL	26.10	
199 E 11 6141 TU 102 0 24 850	CLINE/FICA/SOCIAL SECURITY/MEDICARE/ACCELERATED EDUCATION/CF	24.47	
199 E 11 6146 TU 102 0 24 802	CLINE/TRS/CARE/NEW MEMBER/ACCELERATED EDUCATION/CLINE	36.00	
199 E 11 6146 TU 102 0 24 850	CLINE/TRS/CARE/NEW MEMBER/ACCELERATED EDUCATION/CFO PAYROLL	33.75	
199 E 11 6149 TU 102 0 24 802	CLINE/TRS DISTRICT CONTRIBUTION/ACCELERATED EDUCATION/CLINE	13.50	
199 E 11 6149 TU 102 0 24 850	CLINE/TRS DISTRICT CONTRIBUTION/ACCELERATED EDUCATION/CFO PA	12.66	
199 E 11 6112 75 102 0 33 805	CLINE/SUBSTITUTE TEACHERS/SPEC ED PRE-K/ADMIN BUDGETED PAYRO	120.00	
199 E 11 6119 75 102 0 33 805	CLINE/PROFESSIONAL PERSONNEL/SPEC ED PRE-K/ADMIN BUDGETED PA	10,625.00	
199 E 11 6129 00 102 0 33 805	CLINE/SUPPORT PERSONNEL/SPEC ED PRE-K/ADMIN BUDGETED PAYROLL	7,054.62	
199 E 11 6141 00 102 0 33 805	CLINE/FICA/SOCIAL SECURITY/MEDICARE/SPEC ED PRE-K/ADMIN BUDG	94.40	
199 E 11 6141 75 102 0 33 805	CLINE/FICA/SOCIAL SECURITY/MEDICARE/SPEC ED PRE-K/ADMIN BUDG	133.22	
199 E 11 6142 00 102 0 33 805	CLINE/GROUP HEALTH INSURANCE/SPEC ED PRE-K/ADMIN BUDGETED PA	590.00	
199 E 11 6142 75 102 0 33 805	CLINE/GROUP HEALTH INSURANCE/SPEC ED PRE-K/ADMIN BUDGETED PA	590.00	

Budget Code		Description	Monthly Activity
102	CLINE		
199 E 11 6146 00 102 0 33 805	CLINE/TRS/CARE/NEW MEMBER/SPEC ED PRE-K/ADMIN BUDGETED PAYRO	141.09	
199 E 11 6146 75 102 0 33 805	CLINE/TRS/CARE/NEW MEMBER/SPEC ED PRE-K/ADMIN BUDGETED PAYRO	483.89	
199 E 11 6148 00 102 0 33 805	CLINE/LIFE INSURANCE/SPEC ED PRE-K/ADMIN BUDGETED PAYROLL	3.60	
199 E 11 6148 75 102 0 33 805	CLINE/LIFE INSURANCE/SPEC ED PRE-K/ADMIN BUDGETED PAYROLL	1.80	
199 E 11 6149 00 102 0 33 805	CLINE/TRS DISTRICT CONTRIBUTION/SPEC ED PRE-K/ADMIN BUDGETED	52.92	
199 E 11 6149 75 102 0 33 805	CLINE/TRS DISTRICT CONTRIBUTION/SPEC ED PRE-K/ADMIN BUDGETED	79.68	
199 E 11 6118 00 102 0 37 805	CLINE/EXTRA DUTY PAY/STIPENDS/DYSLEXIA/ADMIN BUDGETED PAYROL	83.34	
199 E 11 6119 75 102 0 37 805	CLINE/PROFESSIONAL PERSONNEL/DYSLEXIA/ADMIN BUDGETED PAYROLL	6,041.66	
199 E 11 6141 00 102 0 37 805	CLINE/FICA/SOCIAL SECURITY/MEDICARE/DYSLEXIA/ADMIN BUDGETED	1.20	
199 E 11 6141 75 102 0 37 805	CLINE/FICA/SOCIAL SECURITY/MEDICARE/DYSLEXIA/ADMIN BUDGETED	87.44	
199 E 11 6146 00 102 0 37 805	CLINE/TRS/CARE/NEW MEMBER/DYSLEXIA/ADMIN BUDGETED PAYROLL	3.26	
199 E 11 6146 75 102 0 37 805	CLINE/TRS/CARE/NEW MEMBER/DYSLEXIA/ADMIN BUDGETED PAYROLL	236.26	
199 E 11 6148 75 102 0 37 805	CLINE/LIFE INSURANCE/DYSLEXIA/ADMIN BUDGETED PAYROLL	0.90	
199 E 11 6149 00 102 0 37 805	CLINE/TRS DISTRICT CONTRIBUTION/DYSLEXIA/ADMIN BUDGETED PAYR	0.62	
199 E 11 6149 75 102 0 37 805	CLINE/TRS DISTRICT CONTRIBUTION/DYSLEXIA/ADMIN BUDGETED PAYR	45.32	
199 E 12 6112 PD 102 0 99 819	CLINE/SUBSTITUTE TEACHERS/ALL OTHER (INCL. BAND)/TECHNOLOGY	47.50	
199 E 12 6118 00 102 0 99 805	CLINE/EXTRA DUTY PAY/STIPENDS/ALL OTHER (INCL. BAND)/ADMIN B	258.32	
199 E 12 6119 75 102 0 99 805	CLINE/PROFESSIONAL PERSONNEL/ALL OTHER (INCL. BAND)/ADMIN BU	6,263.46	
199 E 12 6141 00 102 0 99 805	CLINE/FICA/SOCIAL SECURITY/MEDICARE/ALL OTHER (INCL. BAND)/A	3.50	
199 E 12 6141 75 102 0 99 805	CLINE/FICA/SOCIAL SECURITY/MEDICARE/ALL OTHER (INCL. BAND)/A	84.94	
199 E 12 6141 PD 102 0 99 819	CLINE/FICA/SOCIAL SECURITY/MEDICARE/ALL OTHER (INCL. BAND)/T	0.69	
199 E 12 6142 75 102 0 99 805	CLINE/GROUP HEALTH INSURANCE/ALL OTHER (INCL. BAND)/ADMIN BU	295.00	
199 E 12 6146 00 102 0 99 805	CLINE/TRS/CARE/NEW MEMBER/ALL OTHER (INCL. BAND)/ADMIN BUDGE	10.40	
199 E 12 6146 75 102 0 99 805	CLINE/TRS/CARE/NEW MEMBER/ALL OTHER (INCL. BAND)/ADMIN BUDGE	252.46	
199 E 12 6148 75 102 0 99 805	CLINE/LIFE INSURANCE/ALL OTHER (INCL. BAND)/ADMIN BUDGETED P	0.90	
199 E 12 6149 00 102 0 99 805	CLINE/TRS DISTRICT CONTRIBUTION/ALL OTHER (INCL. BAND)/ADMIN	1.94	
199 E 12 6149 75 102 0 99 805	CLINE/TRS DISTRICT CONTRIBUTION/ALL OTHER (INCL. BAND)/ADMIN	46.98	
199 E 13 6118 00 102 0 11 805	CLINE/EXTRA DUTY PAY/STIPENDS/BASIC EDUCATION/ADMIN BUDGETED	1,333.28	
199 E 13 6141 00 102 0 11 805	CLINE/FICA/SOCIAL SECURITY/MEDICARE/BASIC EDUCATION/ADMIN BU	17.68	
199 E 13 6146 00 102 0 11 805	CLINE/TRS/CARE/NEW MEMBER/BASIC EDUCATION/ADMIN BUDGETED PAY	55.14	
199 E 13 6149 00 102 0 11 805	CLINE/TRS DISTRICT CONTRIBUTION/BASIC EDUCATION/ADMIN BUDGET	9.98	
199 E 13 6118 00 102 0 36 805	CLINE/EXTRA DUTY PAY/STIPENDS/EARLY EDUCATION ALLOTMENT/ADMI	236.50	
199 E 13 6119 00 102 0 36 805	CLINE/PROFESSIONAL PERSONNEL/EARLY EDUCATION ALLOTMENT/ADMIN	7,370.36	
199 E 13 6141 00 102 0 36 805	CLINE/FICA/SOCIAL SECURITY/MEDICARE/EARLY EDUCATION ALLOTMEN	99.32	
199 E 13 6142 00 102 0 36 805	CLINE/GROUP HEALTH INSURANCE/EARLY EDUCATION ALLOTMENT/ADMIN	393.52	
199 E 13 6146 00 102 0 36 805	CLINE/TRS/CARE/NEW MEMBER/EARLY EDUCATION ALLOTMENT/ADMIN BU	300.17	
199 E 13 6148 00 102 0 36 805	CLINE/LIFE INSURANCE/EARLY EDUCATION ALLOTMENT/ADMIN BUDGETE	1.20	
199 E 13 6149 00 102 0 36 805	CLINE/TRS DISTRICT CONTRIBUTION/EARLY EDUCATION ALLOTMENT/AD	57.06	
199 E 13 6118 00 102 0 99 805	CLINE/EXTRA DUTY PAY/STIPENDS/ALL OTHER (INCL. BAND)/ADMIN B	118.08	
199 E 13 6119 00 102 0 99 805	CLINE/PROFESSIONAL PERSONNEL/ALL OTHER (INCL. BAND)/ADMIN BU	3,679.64	
199 E 13 6141 00 102 0 99 805	CLINE/FICA/SOCIAL SECURITY/MEDICARE/ALL OTHER (INCL. BAND)/A	49.57	
199 E 13 6142 00 102 0 99 805	CLINE/GROUP HEALTH INSURANCE/ALL OTHER (INCL. BAND)/ADMIN BU	196.48	
199 E 13 6146 00 102 0 99 805	CLINE/TRS/CARE/NEW MEMBER/ALL OTHER (INCL. BAND)/ADMIN BUDGE	149.86	
199 E 13 6148 00 102 0 99 805	CLINE/LIFE INSURANCE/ALL OTHER (INCL. BAND)/ADMIN BUDGETED P	0.60	
199 E 13 6149 00 102 0 99 805	CLINE/TRS DISTRICT CONTRIBUTION/ALL OTHER (INCL. BAND)/ADMIN	28.46	
199 E 23 6119 00 102 0 99 805	CLINE/PROFESSIONAL PERSONNEL/ALL OTHER (INCL. BAND)/ADMIN BU	21,827.14	
199 E 23 6122 00 102 0 99 805	CLINE/PARA SUBSTITUTE/ALL OTHER (INCL. BAND)/ADMIN BUDGETED	70.00	
199 E 23 6129 00 102 0 99 805	CLINE/SUPPORT PERSONNEL/ALL OTHER (INCL. BAND)/ADMIN BUDGETE	6,784.02	
199 E 23 6139 00 102 0 99 805	CLINE/EMPLOYEE ALLOWANCES/ALL OTHER (INCL. BAND)/ADMIN BUDGE	100.00	
199 E 23 6141 00 102 0 99 805	CLINE/FICA/SOCIAL SECURITY/MEDICARE/ALL OTHER (INCL. BAND)/A	397.00	
199 E 23 6142 00 102 0 99 805	CLINE/GROUP HEALTH INSURANCE/ALL OTHER (INCL. BAND)/ADMIN BU	1,475.00	
199 E 23 6146 00 102 0 99 805	CLINE/TRS/CARE/NEW MEMBER/ALL OTHER (INCL. BAND)/ADMIN BUDGE	1,024.86	
199 E 23 6148 00 102 0 99 805	CLINE/LIFE INSURANCE/ALL OTHER (INCL. BAND)/ADMIN BUDGETED P	5.40	
199 E 23 6149 00 102 0 99 805	CLINE/TRS DISTRICT CONTRIBUTION/ALL OTHER (INCL. BAND)/ADMIN	214.62	
199 E 31 6119 00 102 0 23 805	CLINE/PROFESSIONAL PERSONNEL/SPECIAL EDUCATION/ADMIN BUDGETE	2,868.76	

Budget Code		Description	Monthly Activity
102	CLINE		
199 E 31 6141 00 102 0 23 805	CLINE/FICA/SOCIAL SECURITY/MEDICARE/SPECIAL EDUCATION/ADMIN	35.16	
199 E 31 6142 00 102 0 23 805	CLINE/GROUP HEALTH INSURANCE/SPECIAL EDUCATION/ADMIN BUDGETE	147.50	
199 E 31 6146 00 102 0 23 805	CLINE/TRS/CARE/NEW MEMBER/SPECIAL EDUCATION/ADMIN BUDGETED P	174.70	
199 E 31 6148 00 102 0 23 805	CLINE/LIFE INSURANCE/SPECIAL EDUCATION/ADMIN BUDGETED PAYROL	0.46	
199 E 31 6149 00 102 0 23 805	CLINE/TRS DISTRICT CONTRIBUTION/SPECIAL EDUCATION/ADMIN BUDG	21.52	
199 E 31 6118 00 102 0 99 805	CLINE/EXTRA DUTY PAY/STIPENDS/ALL OTHER (INCL. BAND)/ADMIN B	125.00	
199 E 31 6119 00 102 0 99 805	CLINE/PROFESSIONAL PERSONNEL/ALL OTHER (INCL. BAND)/ADMIN BU	6,015.40	
199 E 31 6141 00 102 0 99 805	CLINE/FICA/SOCIAL SECURITY/MEDICARE/ALL OTHER (INCL. BAND)/A	75.10	
199 E 31 6142 00 102 0 99 805	CLINE/GROUP HEALTH INSURANCE/ALL OTHER (INCL. BAND)/ADMIN BU	295.00	
199 E 31 6146 00 102 0 99 805	CLINE/TRS/CARE/NEW MEMBER/ALL OTHER (INCL. BAND)/ADMIN BUDGE	241.38	
199 E 31 6148 00 102 0 99 805	CLINE/LIFE INSURANCE/ALL OTHER (INCL. BAND)/ADMIN BUDGETED P	0.90	
199 E 31 6149 00 102 0 99 805	CLINE/TRS DISTRICT CONTRIBUTION/ALL OTHER (INCL. BAND)/ADMIN	46.06	
199 E 33 6112 75 102 0 99 805	CLINE/SUBSTITUTE TEACHERS/ALL OTHER (INCL. BAND)/ADMIN BUDGE	120.00	
199 E 33 6112 EH 102 0 99 850	CLINE/SUBSTITUTE TEACHERS/ALL OTHER (INCL. BAND)/CFO PAYROLL	501.12	
199 E 33 6118 00 102 0 99 805	CLINE/EXTRA DUTY PAY/STIPENDS/ALL OTHER (INCL. BAND)/ADMIN B	66.68	
199 E 33 6119 75 102 0 99 805	CLINE/PROFESSIONAL PERSONNEL/ALL OTHER (INCL. BAND)/ADMIN BU	7,809.38	
199 E 33 6141 00 102 0 99 805	CLINE/FICA/SOCIAL SECURITY/MEDICARE/ALL OTHER (INCL. BAND)/A	0.94	
199 E 33 6141 75 102 0 99 805	CLINE/FICA/SOCIAL SECURITY/MEDICARE/ALL OTHER (INCL. BAND)/A	110.42	
199 E 33 6141 EH 102 0 99 850	CLINE/FICA/SOCIAL SECURITY/MEDICARE/ALL OTHER (INCL. BAND)/C	6.97	
199 E 33 6142 75 102 0 99 805	CLINE/GROUP HEALTH INSURANCE/ALL OTHER (INCL. BAND)/ADMIN BU	295.00	
199 E 33 6146 00 102 0 99 805	CLINE/TRS/CARE/NEW MEMBER/ALL OTHER (INCL. BAND)/ADMIN BUDGE	1.35	
199 E 33 6146 75 102 0 99 805	CLINE/TRS/CARE/NEW MEMBER/ALL OTHER (INCL. BAND)/ADMIN BUDGE	156.18	
199 E 33 6146 EH 102 0 99 850	CLINE/TRS/CARE/NEW MEMBER/ALL OTHER (INCL. BAND)/CFO PAYROLL	10.02	
199 E 33 6148 75 102 0 99 805	CLINE/LIFE INSURANCE/ALL OTHER (INCL. BAND)/ADMIN BUDGETED P	1.80	
199 E 33 6149 00 102 0 99 805	CLINE/TRS DISTRICT CONTRIBUTION/ALL OTHER (INCL. BAND)/ADMIN	0.50	
199 E 33 6149 75 102 0 99 805	CLINE/TRS DISTRICT CONTRIBUTION/ALL OTHER (INCL. BAND)/ADMIN	58.56	
199 E 33 6149 EH 102 0 99 850	CLINE/TRS DISTRICT CONTRIBUTION/ALL OTHER (INCL. BAND)/CFO P	3.76	
199 E 36 6118 00 102 0 99 805	CLINE/EXTRA DUTY PAY/STIPENDS/ALL OTHER (INCL. BAND)/ADMIN B	188.52	
199 E 36 6141 00 102 0 99 805	CLINE/FICA/SOCIAL SECURITY/MEDICARE/ALL OTHER (INCL. BAND)/A	2.51	
199 E 36 6146 00 102 0 99 805	CLINE/TRS/CARE/NEW MEMBER/ALL OTHER (INCL. BAND)/ADMIN BUDGE	7.94	
199 E 36 6149 00 102 0 99 805	CLINE/TRS DISTRICT CONTRIBUTION/ALL OTHER (INCL. BAND)/ADMIN	1.40	
199 E 53 6118 00 102 0 99 805	CLINE/EXTRA DUTY PAY/STIPENDS/ALL OTHER (INCL. BAND)/ADMIN B	104.18	
199 E 53 6141 00 102 0 99 805	CLINE/FICA/SOCIAL SECURITY/MEDICARE/ALL OTHER (INCL. BAND)/A	1.42	
199 E 53 6146 00 102 0 99 805	CLINE/TRS/CARE/NEW MEMBER/ALL OTHER (INCL. BAND)/ADMIN BUDGE	4.20	
199 E 53 6149 00 102 0 99 805	CLINE/TRS DISTRICT CONTRIBUTION/ALL OTHER (INCL. BAND)/ADMIN	0.78	
199 -- -- -- -- 102 --		450,108.58	
103	BALES		
199 E 11 6112 75 103 0 11 805	BALES/SUBSTITUTE TEACHERS/BASIC EDUCATION/ADMIN BUDGETED PAY	1,995.00	
199 E 11 6112 PD 103 0 11 803	BALES/SUBSTITUTE TEACHERS/BASIC EDUCATION/BALES	430.00	
199 E 11 6112 PD 103 0 11 813	BALES/SUBSTITUTE TEACHERS/BASIC EDUCATION/ELEMENTARY CURRICU	1,140.00	
199 E 11 6118 00 103 0 11 805	BALES/EXTRA DUTY PAY/STIPENDS/BASIC EDUCATION/ADMIN BUDGETED	812.48	
199 E 11 6119 75 103 0 11 805	BALES/PROFESSIONAL PERSONNEL/BASIC EDUCATION/ADMIN BUDGETED	170,962.66	
199 E 11 6122 00 103 0 11 805	BALES/PARA SUBSTITUTE/BASIC EDUCATION/ADMIN BUDGETED PAYROLL	35.00	
199 E 11 6122 EH 103 0 11 850	BALES/PARA SUBSTITUTE/BASIC EDUCATION/CFO PAYROLL BUDGET	210.00	
199 E 11 6129 00 103 0 11 805	BALES/SUPPORT PERSONNEL/BASIC EDUCATION/ADMIN BUDGETED PAYRO	3,625.08	
199 E 11 6141 00 103 0 11 805	BALES/FICA/SOCIAL SECURITY/MEDICARE/BASIC EDUCATION/ADMIN BU	64.44	
199 E 11 6141 75 103 0 11 805	BALES/FICA/SOCIAL SECURITY/MEDICARE/BASIC EDUCATION/ADMIN BU	2,367.20	
199 E 11 6141 EH 103 0 11 850	BALES/FICA/SOCIAL SECURITY/MEDICARE/BASIC EDUCATION/CFO PAYR	3.05	
199 E 11 6141 PD 103 0 11 803	BALES/FICA/SOCIAL SECURITY/MEDICARE/BASIC EDUCATION/BALES	6.24	
199 E 11 6141 PD 103 0 11 813	BALES/FICA/SOCIAL SECURITY/MEDICARE/BASIC EDUCATION/ELEMENTA	16.52	
199 E 11 6142 75 103 0 11 805	BALES/GROUP HEALTH INSURANCE/BASIC EDUCATION/ADMIN BUDGETED	5,310.00	
199 E 11 6146 00 103 0 11 805	BALES/TRS/CARE/NEW MEMBER/BASIC EDUCATION/ADMIN BUDGETED PAY	108.32	

Budget Code		Description	January 2025-26 Monthly Activity
103	BALES		
199 E 11 6146 75 103 0 11 805	BALES/TRS/CARE/NEW MEMBER/BASIC EDUCATION/ADMIN BUDGETED PAY	6,998.97	
199 E 11 6148 00 103 0 11 805	BALES/LIFE INSURANCE/BASIC EDUCATION/ADMIN BUDGETED PAYROLL	0.90	
199 E 11 6148 75 103 0 11 805	BALES/LIFE INSURANCE/BASIC EDUCATION/ADMIN BUDGETED PAYROLL	26.10	
199 E 11 6149 00 103 0 11 805	BALES/TRS DISTRICT CONTRIBUTION/BASIC EDUCATION/ADMIN BUDGET	33.33	
199 E 11 6149 75 103 0 11 805	BALES/TRS DISTRICT CONTRIBUTION/BASIC EDUCATION/ADMIN BUDGET	1,282.22	
199 E 11 6112 75 103 0 21 805	BALES/SUBSTITUTE TEACHERS/GIFTED & TALENTED/ADMIN BUDGETED P	95.00	
199 E 11 6119 75 103 0 21 805	BALES/PROFESSIONAL PERSONNEL/GIFTED & TALENTED/ADMIN BUDGETE	5,625.00	
199 E 11 6141 75 103 0 21 805	BALES/FICA/SOCIAL SECURITY/MEDICARE/GIFTED & TALENTED/ADMIN	82.84	
199 E 11 6146 75 103 0 21 805	BALES/TRS/CARE/NEW MEMBER/GIFTED & TALENTED/ADMIN BUDGETED P	259.73	
199 E 11 6148 75 103 0 21 805	BALES/LIFE INSURANCE/GIFTED & TALENTED/ADMIN BUDGETED PAYROL	0.90	
199 E 11 6149 75 103 0 21 805	BALES/TRS DISTRICT CONTRIBUTION/GIFTED & TALENTED/ADMIN BUDG	42.18	
199 E 11 6112 75 103 0 23 805	BALES/SUBSTITUTE TEACHERS/SPECIAL EDUCATION/ADMIN BUDGETED P	155.15	
199 E 11 6112 PD 103 0 23 816	BALES/SUBSTITUTE TEACHERS/SPECIAL EDUCATION/SPECIAL EDUCATIO	580.00	
199 E 11 6119 75 103 0 23 805	BALES/PROFESSIONAL PERSONNEL/SPECIAL EDUCATION/ADMIN BUDGETE	28,589.08	
199 E 11 6121 00 103 0 23 850	BALES/EXTRA DUTY PAY/OVERTIME/SPECIAL EDUCATION/CFO PAYROLL	138.42	
199 E 11 6122 00 103 0 23 805	BALES/PARA SUBSTITUTE/SPECIAL EDUCATION/ADMIN BUDGETED PAYRO	85.00	
199 E 11 6129 00 103 0 23 805	BALES/SUPPORT PERSONNEL/SPECIAL EDUCATION/ADMIN BUDGETED PAY	7,107.65	
199 E 11 6141 00 103 0 23 805	BALES/FICA/SOCIAL SECURITY/MEDICARE/SPECIAL EDUCATION/ADMIN	100.20	
199 E 11 6141 00 103 0 23 850	BALES/FICA/SOCIAL SECURITY/MEDICARE/SPECIAL EDUCATION/CFO PA	1.79	
199 E 11 6141 75 103 0 23 805	BALES/FICA/SOCIAL SECURITY/MEDICARE/SPECIAL EDUCATION/ADMIN	382.93	
199 E 11 6141 PD 103 0 23 816	BALES/FICA/SOCIAL SECURITY/MEDICARE/SPECIAL EDUCATION/SPECIA	8.42	
199 E 11 6142 00 103 0 23 805	BALES/GROUP HEALTH INSURANCE/SPECIAL EDUCATION/ADMIN BUDGETE	295.00	
199 E 11 6142 75 103 0 23 805	BALES/GROUP HEALTH INSURANCE/SPECIAL EDUCATION/ADMIN BUDGETE	1,475.00	
199 E 11 6146 00 103 0 23 805	BALES/TRS/CARE/NEW MEMBER/SPECIAL EDUCATION/ADMIN BUDGETED P	142.15	
199 E 11 6146 00 103 0 23 850	BALES/TRS/CARE/NEW MEMBER/SPECIAL EDUCATION/CFO PAYROLL BUDG	2.77	
199 E 11 6146 75 103 0 23 805	BALES/TRS/CARE/NEW MEMBER/SPECIAL EDUCATION/ADMIN BUDGETED P	1,246.53	
199 E 11 6148 00 103 0 23 805	BALES/LIFE INSURANCE/SPECIAL EDUCATION/ADMIN BUDGETED PAYROL	3.60	
199 E 11 6148 75 103 0 23 805	BALES/LIFE INSURANCE/SPECIAL EDUCATION/ADMIN BUDGETED PAYROL	4.56	
199 E 11 6149 00 103 0 23 805	BALES/TRS DISTRICT CONTRIBUTION/SPECIAL EDUCATION/ADMIN BUDG	53.31	
199 E 11 6149 00 103 0 23 850	BALES/TRS DISTRICT CONTRIBUTION/SPECIAL EDUCATION/CFO PAYROL	1.04	
199 E 11 6149 75 103 0 23 805	BALES/TRS DISTRICT CONTRIBUTION/SPECIAL EDUCATION/ADMIN BUDG	214.40	
199 E 11 6112 TU 103 0 24 850	BALES/SUBSTITUTE TEACHERS/ACCELERATED EDUCATION/CFO PAYROLL	2,452.50	
199 E 11 6141 TU 103 0 24 850	BALES/FICA/SOCIAL SECURITY/MEDICARE/ACCELERATED EDUCATION/CF	35.56	
199 E 11 6112 75 103 0 37 805	BALES/SUBSTITUTE TEACHERS/DYSLEXIA/ADMIN BUDGETED PAYROLL	95.00	
199 E 11 6118 00 103 0 37 805	BALES/EXTRA DUTY PAY/STIPENDS/DYSLEXIA/ADMIN BUDGETED PAYROL	166.68	
199 E 11 6119 75 103 0 37 805	BALES/PROFESSIONAL PERSONNEL/DYSLEXIA/ADMIN BUDGETED PAYROLL	19,116.52	
199 E 11 6141 00 103 0 37 805	BALES/FICA/SOCIAL SECURITY/MEDICARE/DYSLEXIA/ADMIN BUDGETED	2.14	
199 E 11 6141 75 103 0 37 805	BALES/FICA/SOCIAL SECURITY/MEDICARE/DYSLEXIA/ADMIN BUDGETED	253.91	
199 E 11 6142 75 103 0 37 805	BALES/GROUP HEALTH INSURANCE/DYSLEXIA/ADMIN BUDGETED PAYROLL	885.00	
199 E 11 6146 00 103 0 37 805	BALES/TRS/CARE/NEW MEMBER/DYSLEXIA/ADMIN BUDGETED PAYROLL	6.50	
199 E 11 6146 75 103 0 37 805	BALES/TRS/CARE/NEW MEMBER/DYSLEXIA/ADMIN BUDGETED PAYROLL	740.30	
199 E 11 6148 75 103 0 37 805	BALES/LIFE INSURANCE/DYSLEXIA/ADMIN BUDGETED PAYROLL	2.70	
199 E 11 6149 00 103 0 37 805	BALES/TRS DISTRICT CONTRIBUTION/DYSLEXIA/ADMIN BUDGETED PAYR	1.24	
199 E 11 6149 75 103 0 37 805	BALES/TRS DISTRICT CONTRIBUTION/DYSLEXIA/ADMIN BUDGETED PAYR	143.38	
199 E 12 6112 PD 103 0 99 819	BALES/SUBSTITUTE TEACHERS/ALL OTHER (INCL. BAND)/TECHNOLOGY	52.50	
199 E 12 6118 00 103 0 99 805	BALES/EXTRA DUTY PAY/STIPENDS/ALL OTHER (INCL. BAND)/ADMIN B	258.34	
199 E 12 6119 75 103 0 99 805	BALES/PROFESSIONAL PERSONNEL/ALL OTHER (INCL. BAND)/ADMIN BU	6,263.46	
199 E 12 6141 00 103 0 99 805	BALES/FICA/SOCIAL SECURITY/MEDICARE/ALL OTHER (INCL. BAND)/A	3.42	
199 E 12 6141 75 103 0 99 805	BALES/FICA/SOCIAL SECURITY/MEDICARE/ALL OTHER (INCL. BAND)/A	82.75	
199 E 12 6141 PD 103 0 99 819	BALES/FICA/SOCIAL SECURITY/MEDICARE/ALL OTHER (INCL. BAND)/T	0.77	
199 E 12 6142 75 103 0 99 805	BALES/GROUP HEALTH INSURANCE/ALL OTHER (INCL. BAND)/ADMIN BU	295.00	
199 E 12 6146 00 103 0 99 805	BALES/TRS/CARE/NEW MEMBER/ALL OTHER (INCL. BAND)/ADMIN BUDGE	9.96	
199 E 12 6146 75 103 0 99 805	BALES/TRS/CARE/NEW MEMBER/ALL OTHER (INCL. BAND)/ADMIN BUDGE	241.48	
199 E 12 6148 75 103 0 99 805	BALES/LIFE INSURANCE/ALL OTHER (INCL. BAND)/ADMIN BUDGETED P	0.90	
199 E 12 6149 00 103 0 99 805	BALES/TRS DISTRICT CONTRIBUTION/ALL OTHER (INCL. BAND)/ADMIN	1.94	

Budget Code		Description	Monthly Activity
103	BALES		
199 E 12 6149 75 103 0 99 805	BALES/TRS DISTRICT CONTRIBUTION/ALL OTHER (INCL. BAND)/ADMIN	46.98	
199 E 13 6118 00 103 0 11 805	BALES/EXTRA DUTY PAY/STIPENDS/BASIC EDUCATION/ADMIN BUDGETED	416.64	
199 E 13 6141 00 103 0 11 805	BALES/FICA/SOCIAL SECURITY/MEDICARE/BASIC EDUCATION/ADMIN BU	5.82	
199 E 13 6146 00 103 0 11 805	BALES/TRS/CARE/NEW MEMBER/BASIC EDUCATION/ADMIN BUDGETED PAY	17.10	
199 E 13 6149 00 103 0 11 805	BALES/TRS DISTRICT CONTRIBUTION/BASIC EDUCATION/ADMIN BUDGET	3.12	
199 E 13 6118 00 103 0 23 805	BALES/EXTRA DUTY PAY/STIPENDS/SPECIAL EDUCATION/ADMIN BUDGET	104.16	
199 E 13 6141 00 103 0 23 805	BALES/FICA/SOCIAL SECURITY/MEDICARE/SPECIAL EDUCATION/ADMIN	1.52	
199 E 13 6146 00 103 0 23 805	BALES/TRS/CARE/NEW MEMBER/SPECIAL EDUCATION/ADMIN BUDGETED P	9.86	
199 E 13 6149 00 103 0 23 805	BALES/TRS DISTRICT CONTRIBUTION/SPECIAL EDUCATION/ADMIN BUDG	0.78	
199 E 13 6118 00 103 0 36 805	BALES/EXTRA DUTY PAY/STIPENDS/EARLY EDUCATION ALLOTMENT/ADMI	66.38	
199 E 13 6119 00 103 0 36 805	BALES/PROFESSIONAL PERSONNEL/EARLY EDUCATION ALLOTMENT/ADMIN	2,068.38	
199 E 13 6141 00 103 0 36 805	BALES/FICA/SOCIAL SECURITY/MEDICARE/EARLY EDUCATION ALLOTMEN	29.28	
199 E 13 6142 00 103 0 36 805	BALES/GROUP HEALTH INSURANCE/EARLY EDUCATION ALLOTMENT/ADMIN	98.24	
199 E 13 6146 00 103 0 36 805	BALES/TRS/CARE/NEW MEMBER/EARLY EDUCATION ALLOTMENT/ADMIN BU	90.45	
199 E 13 6148 00 103 0 36 805	BALES/LIFE INSURANCE/EARLY EDUCATION ALLOTMENT/ADMIN BUDGETE	0.30	
199 E 13 6149 00 103 0 36 805	BALES/TRS DISTRICT CONTRIBUTION/EARLY EDUCATION ALLOTMENT/AD	16.00	
199 E 13 6118 00 103 0 99 805	BALES/EXTRA DUTY PAY/STIPENDS/ALL OTHER (INCL. BAND)/ADMIN B	132.92	
199 E 13 6119 00 103 0 99 805	BALES/PROFESSIONAL PERSONNEL/ALL OTHER (INCL. BAND)/ADMIN BU	4,143.00	
199 E 13 6141 00 103 0 99 805	BALES/FICA/SOCIAL SECURITY/MEDICARE/ALL OTHER (INCL. BAND)/A	58.68	
199 E 13 6142 00 103 0 99 805	BALES/GROUP HEALTH INSURANCE/ALL OTHER (INCL. BAND)/ADMIN BU	196.76	
199 E 13 6146 00 103 0 99 805	BALES/TRS/CARE/NEW MEMBER/ALL OTHER (INCL. BAND)/ADMIN BUDGE	181.20	
199 E 13 6148 00 103 0 99 805	BALES/LIFE INSURANCE/ALL OTHER (INCL. BAND)/ADMIN BUDGETED P	0.60	
199 E 13 6149 00 103 0 99 805	BALES/TRS DISTRICT CONTRIBUTION/ALL OTHER (INCL. BAND)/ADMIN	32.08	
199 E 23 6119 00 103 0 99 805	BALES/PROFESSIONAL PERSONNEL/ALL OTHER (INCL. BAND)/ADMIN BU	15,380.74	
199 E 23 6121 00 103 0 99 850	BALES/EXTRA DUTY PAY/OVERTIME/ALL OTHER (INCL. BAND)/CFO PAY	93.47	
199 E 23 6129 00 103 0 99 805	BALES/SUPPORT PERSONNEL/ALL OTHER (INCL. BAND)/ADMIN BUDGETE	6,339.46	
199 E 23 6139 00 103 0 99 805	BALES/EMPLOYEE ALLOWANCES/ALL OTHER (INCL. BAND)/ADMIN BUDGE	100.00	
199 E 23 6141 00 103 0 99 805	BALES/FICA/SOCIAL SECURITY/MEDICARE/ALL OTHER (INCL. BAND)/A	285.90	
199 E 23 6141 00 103 0 99 850	BALES/FICA/SOCIAL SECURITY/MEDICARE/ALL OTHER (INCL. BAND)/C	1.35	
199 E 23 6142 00 103 0 99 805	BALES/GROUP HEALTH INSURANCE/ALL OTHER (INCL. BAND)/ADMIN BU	885.00	
199 E 23 6146 00 103 0 99 805	BALES/TRS/CARE/NEW MEMBER/ALL OTHER (INCL. BAND)/ADMIN BUDGE	877.52	
199 E 23 6146 00 103 0 99 850	BALES/TRS/CARE/NEW MEMBER/ALL OTHER (INCL. BAND)/CFO PAYROLL	1.87	
199 E 23 6148 00 103 0 99 805	BALES/LIFE INSURANCE/ALL OTHER (INCL. BAND)/ADMIN BUDGETED P	4.50	
199 E 23 6149 00 103 0 99 805	BALES/TRS DISTRICT CONTRIBUTION/ALL OTHER (INCL. BAND)/ADMIN	162.91	
199 E 23 6149 00 103 0 99 850	BALES/TRS DISTRICT CONTRIBUTION/ALL OTHER (INCL. BAND)/CFO P	0.70	
199 E 31 6119 00 103 0 23 805	BALES/PROFESSIONAL PERSONNEL/SPECIAL EDUCATION/ADMIN BUDGETE	3,226.54	
199 E 31 6141 00 103 0 23 805	BALES/FICA/SOCIAL SECURITY/MEDICARE/SPECIAL EDUCATION/ADMIN	43.82	
199 E 31 6146 00 103 0 23 805	BALES/TRS/CARE/NEW MEMBER/SPECIAL EDUCATION/ADMIN BUDGETED P	192.64	
199 E 31 6148 00 103 0 23 805	BALES/LIFE INSURANCE/SPECIAL EDUCATION/ADMIN BUDGETED PAYROL	0.46	
199 E 31 6149 00 103 0 23 805	BALES/TRS DISTRICT CONTRIBUTION/SPECIAL EDUCATION/ADMIN BUDG	24.20	
199 E 31 6119 00 103 0 99 805	BALES/PROFESSIONAL PERSONNEL/ALL OTHER (INCL. BAND)/ADMIN BU	6,340.14	
199 E 31 6141 00 103 0 99 805	BALES/FICA/SOCIAL SECURITY/MEDICARE/ALL OTHER (INCL. BAND)/A	81.78	
199 E 31 6142 00 103 0 99 805	BALES/GROUP HEALTH INSURANCE/ALL OTHER (INCL. BAND)/ADMIN BU	295.00	
199 E 31 6146 00 103 0 99 805	BALES/TRS/CARE/NEW MEMBER/ALL OTHER (INCL. BAND)/ADMIN BUDGE	232.82	
199 E 31 6148 00 103 0 99 805	BALES/LIFE INSURANCE/ALL OTHER (INCL. BAND)/ADMIN BUDGETED P	0.90	
199 E 31 6149 00 103 0 99 805	BALES/TRS DISTRICT CONTRIBUTION/ALL OTHER (INCL. BAND)/ADMIN	47.56	
199 E 33 6112 75 103 0 99 805	BALES/SUBSTITUTE TEACHERS/ALL OTHER (INCL. BAND)/ADMIN BUDGE	180.00	
199 E 33 6112 EH 103 0 99 850	BALES/SUBSTITUTE TEACHERS/ALL OTHER (INCL. BAND)/CFO PAYROLL	501.12	
199 E 33 6118 00 103 0 99 805	BALES/EXTRA DUTY PAY/STIPENDS/ALL OTHER (INCL. BAND)/ADMIN B	33.34	
199 E 33 6119 75 103 0 99 805	BALES/PROFESSIONAL PERSONNEL/ALL OTHER (INCL. BAND)/ADMIN BU	5,525.00	
199 E 33 6141 00 103 0 99 805	BALES/FICA/SOCIAL SECURITY/MEDICARE/ALL OTHER (INCL. BAND)/A	0.48	
199 E 33 6141 75 103 0 99 805	BALES/FICA/SOCIAL SECURITY/MEDICARE/ALL OTHER (INCL. BAND)/A	81.15	
199 E 33 6141 EH 103 0 99 850	BALES/FICA/SOCIAL SECURITY/MEDICARE/ALL OTHER (INCL. BAND)/C	6.97	
199 E 33 6146 00 103 0 99 805	BALES/TRS/CARE/NEW MEMBER/ALL OTHER (INCL. BAND)/ADMIN BUDGE	1.25	
199 E 33 6146 75 103 0 99 805	BALES/TRS/CARE/NEW MEMBER/ALL OTHER (INCL. BAND)/ADMIN BUDGE	206.22	

Budget Code		Description	January 2025-26 Monthly Activity
103	BALES		
199 E 33 6146 EH 103 0 99 850	BALES/TRS/CARE/NEW MEMBER/ALL OTHER (INCL. BAND)/CFO PAYROLL	10.02	
199 E 33 6148 75 103 0 99 805	BALES/LIFE INSURANCE/ALL OTHER (INCL. BAND)/ADMIN BUDGETED P	0.90	
199 E 33 6149 00 103 0 99 805	BALES/TRS DISTRICT CONTRIBUTION/ALL OTHER (INCL. BAND)/ADMIN	0.26	
199 E 33 6149 75 103 0 99 805	BALES/TRS DISTRICT CONTRIBUTION/ALL OTHER (INCL. BAND)/ADMIN	41.42	
199 E 33 6149 EH 103 0 99 850	BALES/TRS DISTRICT CONTRIBUTION/ALL OTHER (INCL. BAND)/CFO P	3.76	
199 E 36 6118 00 103 0 99 805	BALES/EXTRA DUTY PAY/STIPENDS/ALL OTHER (INCL. BAND)/ADMIN B	381.22	
199 E 36 6141 00 103 0 99 805	BALES/FICA/SOCIAL SECURITY/MEDICARE/ALL OTHER (INCL. BAND)/A	4.96	
199 E 36 6146 00 103 0 99 805	BALES/TRS/CARE/NEW MEMBER/ALL OTHER (INCL. BAND)/ADMIN BUDGE	15.30	
199 E 36 6149 00 103 0 99 805	BALES/TRS DISTRICT CONTRIBUTION/ALL OTHER (INCL. BAND)/ADMIN	2.90	
199 -- ---- -- 103 --		322,567.91	
104	WINDSONG		
199 E 11 6112 75 104 0 11 805	WINDSONG/SUBSTITUTE TEACHERS/BASIC EDUCATION/ADMIN BUDGETED	3,110.00	
199 E 11 6112 EH 104 0 11 850	WINDSONG/SUBSTITUTE TEACHERS/BASIC EDUCATION/CFO PAYROLL BUD	760.00	
199 E 11 6112 PD 104 0 11 804	WINDSONG/SUBSTITUTE TEACHERS/BASIC EDUCATION/WINDSONG	190.00	
199 E 11 6112 PD 104 0 11 813	WINDSONG/SUBSTITUTE TEACHERS/BASIC EDUCATION/ELEMENTARY CURR	1,335.00	
199 E 11 6118 00 104 0 11 805	WINDSONG/EXTRA DUTY PAY/STIPENDS/BASIC EDUCATION/ADMIN BUDGE	1,126.52	
199 E 11 6119 75 104 0 11 805	WINDSONG/PROFESSIONAL PERSONNEL/BASIC EDUCATION/ADMIN BUDGET	178,408.73	
199 E 11 6122 00 104 0 11 805	WINDSONG/PARA SUBSTITUTE/BASIC EDUCATION/ADMIN BUDGETED PAYR	70.00	
199 E 11 6129 00 104 0 11 805	WINDSONG/SUPPORT PERSONNEL/BASIC EDUCATION/ADMIN BUDGETED PA	1,847.16	
199 E 11 6141 00 104 0 11 805	WINDSONG/FICA/SOCIAL SECURITY/MEDICARE/BASIC EDUCATION/ADMIN	43.80	
199 E 11 6141 75 104 0 11 805	WINDSONG/FICA/SOCIAL SECURITY/MEDICARE/BASIC EDUCATION/ADMIN	2,538.38	
199 E 11 6141 EH 104 0 11 850	WINDSONG/FICA/SOCIAL SECURITY/MEDICARE/BASIC EDUCATION/CFO P	11.00	
199 E 11 6141 PD 104 0 11 804	WINDSONG/FICA/SOCIAL SECURITY/MEDICARE/BASIC EDUCATION/WINDS	2.76	
199 E 11 6141 PD 104 0 11 813	WINDSONG/FICA/SOCIAL SECURITY/MEDICARE/BASIC EDUCATION/ELEME	19.37	
199 E 11 6142 75 104 0 11 805	WINDSONG/GROUP HEALTH INSURANCE/BASIC EDUCATION/ADMIN BUDGET	3,540.00	
199 E 11 6146 00 104 0 11 805	WINDSONG/TRS/CARE/NEW MEMBER/BASIC EDUCATION/ADMIN BUDGETED	83.92	
199 E 11 6146 75 104 0 11 805	WINDSONG/TRS/CARE/NEW MEMBER/BASIC EDUCATION/ADMIN BUDGETED	7,427.91	
199 E 11 6148 00 104 0 11 805	WINDSONG/LIFE INSURANCE/BASIC EDUCATION/ADMIN BUDGETED PAYRO	0.90	
199 E 11 6148 75 104 0 11 805	WINDSONG/LIFE INSURANCE/BASIC EDUCATION/ADMIN BUDGETED PAYRO	27.90	
199 E 11 6149 00 104 0 11 805	WINDSONG/TRS DISTRICT CONTRIBUTION/BASIC EDUCATION/ADMIN BUD	22.34	
199 E 11 6149 75 104 0 11 805	WINDSONG/TRS DISTRICT CONTRIBUTION/BASIC EDUCATION/ADMIN BUD	1,338.13	
199 E 11 6119 75 104 0 21 805	WINDSONG/PROFESSIONAL PERSONNEL/GIFTED & TALENTED/ADMIN BUDG	7,337.12	
199 E 11 6141 75 104 0 21 805	WINDSONG/FICA/SOCIAL SECURITY/MEDICARE/GIFTED & TALENTED/ADM	100.56	
199 E 11 6142 75 104 0 21 805	WINDSONG/GROUP HEALTH INSURANCE/GIFTED & TALENTED/ADMIN BUDG	295.00	
199 E 11 6146 75 104 0 21 805	WINDSONG/TRS/CARE/NEW MEMBER/GIFTED & TALENTED/ADMIN BUDGETE	318.70	
199 E 11 6148 75 104 0 21 805	WINDSONG/LIFE INSURANCE/GIFTED & TALENTED/ADMIN BUDGETED PAY	0.90	
199 E 11 6149 75 104 0 21 805	WINDSONG/TRS DISTRICT CONTRIBUTION/GIFTED & TALENTED/ADMIN B	55.02	
199 E 11 6112 75 104 0 23 805	WINDSONG/SUBSTITUTE TEACHERS/SPECIAL EDUCATION/ADMIN BUDGETE	2,422.50	
199 E 11 6119 00 104 0 23 805	WINDSONG/PROFESSIONAL PERSONNEL/SPECIAL EDUCATION/ADMIN BUDG	5,708.34	
199 E 11 6119 75 104 0 23 805	WINDSONG/PROFESSIONAL PERSONNEL/SPECIAL EDUCATION/ADMIN BUDG	30,070.88	
199 E 11 6122 00 104 0 23 805	WINDSONG/PARA SUBSTITUTE/SPECIAL EDUCATION/ADMIN BUDGETED PA	212.50	
199 E 11 6122 EH 104 0 23 850	WINDSONG/PARA SUBSTITUTE/SPECIAL EDUCATION/CFO PAYROLL BUDGE	637.50	
199 E 11 6129 00 104 0 23 805	WINDSONG/SUPPORT PERSONNEL/SPECIAL EDUCATION/ADMIN BUDGETED	13,729.62	
199 E 11 6141 00 104 0 23 805	WINDSONG/FICA/SOCIAL SECURITY/MEDICARE/SPECIAL EDUCATION/ADM	263.85	
199 E 11 6141 75 104 0 23 805	WINDSONG/FICA/SOCIAL SECURITY/MEDICARE/SPECIAL EDUCATION/ADM	456.90	
199 E 11 6141 EH 104 0 23 850	WINDSONG/FICA/SOCIAL SECURITY/MEDICARE/SPECIAL EDUCATION/CFO	9.23	
199 E 11 6142 00 104 0 23 805	WINDSONG/GROUP HEALTH INSURANCE/SPECIAL EDUCATION/ADMIN BUDG	885.00	
199 E 11 6142 75 104 0 23 805	WINDSONG/GROUP HEALTH INSURANCE/SPECIAL EDUCATION/ADMIN BUDG	590.00	
199 E 11 6146 00 104 0 23 805	WINDSONG/TRS/CARE/NEW MEMBER/SPECIAL EDUCATION/ADMIN BUDGETE	545.56	
199 E 11 6146 75 104 0 23 805	WINDSONG/TRS/CARE/NEW MEMBER/SPECIAL EDUCATION/ADMIN BUDGETE	1,214.58	
199 E 11 6148 00 104 0 23 805	WINDSONG/LIFE INSURANCE/SPECIAL EDUCATION/ADMIN BUDGETED PAY	8.10	
199 E 11 6148 75 104 0 23 805	WINDSONG/LIFE INSURANCE/SPECIAL EDUCATION/ADMIN BUDGETED PAY	5.40	

Budget Code		Description	Monthly Activity
104	WINDSONG		
199 E 11 6149 00 104 0 23 805	WINDSONG/TRS DISTRICT CONTRIBUTION/SPECIAL EDUCATION/ADMIN B	145.82	
199 E 11 6149 75 104 0 23 805	WINDSONG/TRS DISTRICT CONTRIBUTION/SPECIAL EDUCATION/ADMIN B	225.54	
199 E 11 6116 TU 104 0 24 804	WINDSONG/EXTRA DUTY/ACCELERATED EDUCATION/WINDSONG	1,897.50	
199 E 11 6141 TU 104 0 24 804	WINDSONG/FICA/SOCIAL SECURITY/MEDICARE/ACCELERATED EDUCATION	27.51	
199 E 11 6146 TU 104 0 24 804	WINDSONG/TRS/CARE/NEW MEMBER/ACCELERATED EDUCATION/WINDSONG	37.95	
199 E 11 6149 TU 104 0 24 804	WINDSONG/TRS DISTRICT CONTRIBUTION/ACCELERATED EDUCATION/WIN	14.23	
199 E 11 6112 75 104 0 37 805	WINDSONG/SUBSTITUTE TEACHERS/DYSLEXIA/ADMIN BUDGETED PAYROLL	142.50	
199 E 11 6118 00 104 0 37 805	WINDSONG/EXTRA DUTY PAY/STIPENDS/DYSLEXIA/ADMIN BUDGETED PAY	83.34	
199 E 11 6119 75 104 0 37 805	WINDSONG/PROFESSIONAL PERSONNEL/DYSLEXIA/ADMIN BUDGETED PAYR	6,041.66	
199 E 11 6141 00 104 0 37 805	WINDSONG/FICA/SOCIAL SECURITY/MEDICARE/DYSLEXIA/ADMIN BUDGET	1.17	
199 E 11 6141 75 104 0 37 805	WINDSONG/FICA/SOCIAL SECURITY/MEDICARE/DYSLEXIA/ADMIN BUDGET	87.45	
199 E 11 6142 75 104 0 37 805	WINDSONG/GROUP HEALTH INSURANCE/DYSLEXIA/ADMIN BUDGETED PAYR	295.00	
199 E 11 6146 00 104 0 37 805	WINDSONG/TRS/CARE/NEW MEMBER/DYSLEXIA/ADMIN BUDGETED PAYROLL	3.22	
199 E 11 6146 75 104 0 37 805	WINDSONG/TRS/CARE/NEW MEMBER/DYSLEXIA/ADMIN BUDGETED PAYROLL	233.61	
199 E 11 6148 75 104 0 37 805	WINDSONG/LIFE INSURANCE/DYSLEXIA/ADMIN BUDGETED PAYROLL	0.90	
199 E 11 6149 00 104 0 37 805	WINDSONG/TRS DISTRICT CONTRIBUTION/DYSLEXIA/ADMIN BUDGETED P	0.62	
199 E 11 6149 75 104 0 37 805	WINDSONG/TRS DISTRICT CONTRIBUTION/DYSLEXIA/ADMIN BUDGETED P	45.32	
199 E 12 6118 00 104 0 99 805	WINDSONG/EXTRA DUTY PAY/STIPENDS/ALL OTHER (INCL. BAND)/ADMI	258.34	
199 E 12 6119 75 104 0 99 805	WINDSONG/PROFESSIONAL PERSONNEL/ALL OTHER (INCL. BAND)/ADMIN	6,506.26	
199 E 12 6141 00 104 0 99 805	WINDSONG/FICA/SOCIAL SECURITY/MEDICARE/ALL OTHER (INCL. BAND	3.74	
199 E 12 6141 75 104 0 99 805	WINDSONG/FICA/SOCIAL SECURITY/MEDICARE/ALL OTHER (INCL. BAND	94.34	
199 E 12 6146 00 104 0 99 805	WINDSONG/TRS/CARE/NEW MEMBER/ALL OTHER (INCL. BAND)/ADMIN BU	12.55	
199 E 12 6146 75 104 0 99 805	WINDSONG/TRS/CARE/NEW MEMBER/ALL OTHER (INCL. BAND)/ADMIN BU	315.94	
199 E 12 6148 75 104 0 99 805	WINDSONG/LIFE INSURANCE/ALL OTHER (INCL. BAND)/ADMIN BUDGETE	0.90	
199 E 12 6149 00 104 0 99 805	WINDSONG/TRS DISTRICT CONTRIBUTION/ALL OTHER (INCL. BAND)/AD	1.94	
199 E 12 6149 75 104 0 99 805	WINDSONG/TRS DISTRICT CONTRIBUTION/ALL OTHER (INCL. BAND)/AD	48.80	
199 E 13 6118 00 104 0 23 805	WINDSONG/EXTRA DUTY PAY/STIPENDS/SPECIAL EDUCATION/ADMIN BUD	104.16	
199 E 13 6141 00 104 0 23 805	WINDSONG/FICA/SOCIAL SECURITY/MEDICARE/SPECIAL EDUCATION/ADM	1.52	
199 E 13 6146 00 104 0 23 805	WINDSONG/TRS/CARE/NEW MEMBER/SPECIAL EDUCATION/ADMIN BUDGETE	4.60	
199 E 13 6149 00 104 0 23 805	WINDSONG/TRS DISTRICT CONTRIBUTION/SPECIAL EDUCATION/ADMIN B	0.78	
199 E 13 6118 00 104 0 36 805	WINDSONG/EXTRA DUTY PAY/STIPENDS/EARLY EDUCATION ALLOTMENT/A	326.54	
199 E 13 6119 00 104 0 36 805	WINDSONG/PROFESSIONAL PERSONNEL/EARLY EDUCATION ALLOTMENT/AD	7,425.94	
199 E 13 6141 00 104 0 36 805	WINDSONG/FICA/SOCIAL SECURITY/MEDICARE/EARLY EDUCATION ALLOT	109.06	
199 E 13 6142 00 104 0 36 805	WINDSONG/GROUP HEALTH INSURANCE/EARLY EDUCATION ALLOTMENT/AD	196.76	
199 E 13 6146 00 104 0 36 805	WINDSONG/TRS/CARE/NEW MEMBER/EARLY EDUCATION ALLOTMENT/ADMIN	299.85	
199 E 13 6148 00 104 0 36 805	WINDSONG/LIFE INSURANCE/EARLY EDUCATION ALLOTMENT/ADMIN BUDG	1.20	
199 E 13 6149 00 104 0 36 805	WINDSONG/TRS DISTRICT CONTRIBUTION/EARLY EDUCATION ALLOTMENT	58.14	
199 E 13 6118 00 104 0 99 805	WINDSONG/EXTRA DUTY PAY/STIPENDS/ALL OTHER (INCL. BAND)/ADMI	239.00	
199 E 13 6119 00 104 0 99 805	WINDSONG/PROFESSIONAL PERSONNEL/ALL OTHER (INCL. BAND)/ADMIN	3,707.40	
199 E 13 6141 00 104 0 99 805	WINDSONG/FICA/SOCIAL SECURITY/MEDICARE/ALL OTHER (INCL. BAND	55.62	
199 E 13 6142 00 104 0 99 805	WINDSONG/GROUP HEALTH INSURANCE/ALL OTHER (INCL. BAND)/ADMIN	98.24	
199 E 13 6146 00 104 0 99 805	WINDSONG/TRS/CARE/NEW MEMBER/ALL OTHER (INCL. BAND)/ADMIN BU	152.21	
199 E 13 6148 00 104 0 99 805	WINDSONG/LIFE INSURANCE/ALL OTHER (INCL. BAND)/ADMIN BUDGETE	0.60	
199 E 13 6149 00 104 0 99 805	WINDSONG/TRS DISTRICT CONTRIBUTION/ALL OTHER (INCL. BAND)/AD	29.58	
199 E 23 6119 00 104 0 99 805	WINDSONG/PROFESSIONAL PERSONNEL/ALL OTHER (INCL. BAND)/ADMIN	15,286.32	
199 E 23 6129 00 104 0 99 805	WINDSONG/SUPPORT PERSONNEL/ALL OTHER (INCL. BAND)/ADMIN BUDG	6,227.88	
199 E 23 6139 00 104 0 99 805	WINDSONG/EMPLOYEE ALLOWANCES/ALL OTHER (INCL. BAND)/ADMIN BU	100.00	
199 E 23 6141 00 104 0 99 805	WINDSONG/FICA/SOCIAL SECURITY/MEDICARE/ALL OTHER (INCL. BAND	299.80	
199 E 23 6142 00 104 0 99 805	WINDSONG/GROUP HEALTH INSURANCE/ALL OTHER (INCL. BAND)/ADMIN	590.00	
199 E 23 6146 00 104 0 99 805	WINDSONG/TRS/CARE/NEW MEMBER/ALL OTHER (INCL. BAND)/ADMIN BU	748.13	
199 E 23 6148 00 104 0 99 805	WINDSONG/LIFE INSURANCE/ALL OTHER (INCL. BAND)/ADMIN BUDGETE	4.06	
199 E 23 6149 00 104 0 99 805	WINDSONG/TRS DISTRICT CONTRIBUTION/ALL OTHER (INCL. BAND)/AD	161.38	
199 E 31 6119 00 104 0 23 805	WINDSONG/PROFESSIONAL PERSONNEL/SPECIAL EDUCATION/ADMIN BUDG	3,023.54	
199 E 31 6141 00 104 0 23 805	WINDSONG/FICA/SOCIAL SECURITY/MEDICARE/SPECIAL EDUCATION/ADM	40.62	
199 E 31 6142 00 104 0 23 805	WINDSONG/GROUP HEALTH INSURANCE/SPECIAL EDUCATION/ADMIN BUDG	147.50	

Budget Code		Description	January 2025-26 Monthly Activity
104	WINDSONG		
199 E 31 6146 00 104 0 23 805	WINDSONG/TRS/CARE/NEW MEMBER/SPECIAL EDUCATION/ADMIN BUDGETE	159.14	
199 E 31 6148 00 104 0 23 805	WINDSONG/LIFE INSURANCE/SPECIAL EDUCATION/ADMIN BUDGETED PAY	0.46	
199 E 31 6149 00 104 0 23 805	WINDSONG/TRS DISTRICT CONTRIBUTION/SPECIAL EDUCATION/ADMIN B	22.68	
199 E 31 6119 00 104 0 99 805	WINDSONG/PROFESSIONAL PERSONNEL/ALL OTHER (INCL. BAND)/ADMIN	6,611.12	
199 E 31 6141 00 104 0 99 805	WINDSONG/FICA/SOCIAL SECURITY/MEDICARE/ALL OTHER (INCL. BAND	90.68	
199 E 31 6142 00 104 0 99 805	WINDSONG/GROUP HEALTH INSURANCE/ALL OTHER (INCL. BAND)/ADMIN	295.00	
199 E 31 6146 00 104 0 99 805	WINDSONG/TRS/CARE/NEW MEMBER/ALL OTHER (INCL. BAND)/ADMIN BU	243.14	
199 E 31 6148 00 104 0 99 805	WINDSONG/LIFE INSURANCE/ALL OTHER (INCL. BAND)/ADMIN BUDGETE	0.90	
199 E 31 6149 00 104 0 99 805	WINDSONG/TRS DISTRICT CONTRIBUTION/ALL OTHER (INCL. BAND)/AD	49.58	
199 E 33 6112 75 104 0 99 805	WINDSONG/SUBSTITUTE TEACHERS/ALL OTHER (INCL. BAND)/ADMIN BU	360.00	
199 E 33 6118 00 104 0 99 805	WINDSONG/EXTRA DUTY PAY/STIPENDS/ALL OTHER (INCL. BAND)/ADMI	137.50	
199 E 33 6119 75 104 0 99 805	WINDSONG/PROFESSIONAL PERSONNEL/ALL OTHER (INCL. BAND)/ADMIN	5,312.50	
199 E 33 6141 00 104 0 99 805	WINDSONG/FICA/SOCIAL SECURITY/MEDICARE/ALL OTHER (INCL. BAND	1.96	
199 E 33 6141 75 104 0 99 805	WINDSONG/FICA/SOCIAL SECURITY/MEDICARE/ALL OTHER (INCL. BAND	81.30	
199 E 33 6146 00 104 0 99 805	WINDSONG/TRS/CARE/NEW MEMBER/ALL OTHER (INCL. BAND)/ADMIN BU	5.50	
199 E 33 6146 75 104 0 99 805	WINDSONG/TRS/CARE/NEW MEMBER/ALL OTHER (INCL. BAND)/ADMIN BU	212.34	
199 E 33 6148 75 104 0 99 805	WINDSONG/LIFE INSURANCE/ALL OTHER (INCL. BAND)/ADMIN BUDGETE	0.90	
199 E 33 6149 00 104 0 99 805	WINDSONG/TRS DISTRICT CONTRIBUTION/ALL OTHER (INCL. BAND)/AD	1.04	
199 E 33 6149 75 104 0 99 805	WINDSONG/TRS DISTRICT CONTRIBUTION/ALL OTHER (INCL. BAND)/AD	39.84	
199 E 36 6118 00 104 0 99 805	WINDSONG/EXTRA DUTY PAY/STIPENDS/ALL OTHER (INCL. BAND)/ADMI	305.18	
199 E 36 6141 00 104 0 99 805	WINDSONG/FICA/SOCIAL SECURITY/MEDICARE/ALL OTHER (INCL. BAND	4.27	
199 E 36 6146 00 104 0 99 805	WINDSONG/TRS/CARE/NEW MEMBER/ALL OTHER (INCL. BAND)/ADMIN BU	12.46	
199 E 36 6149 00 104 0 99 805	WINDSONG/TRS DISTRICT CONTRIBUTION/ALL OTHER (INCL. BAND)/AD	2.28	
199 -- ---- -- 104 --		336,687.43	
701	SUPT. OFFICE		
199 E 41 6119 00 701 0 99 805	SUPT. OFFICE/PROFESSIONAL PERSONNEL/ALL OTHER (INCL. BAND)/A	20,208.34	
199 E 41 6121 00 701 0 99 850	SUPT. OFFICE/EXTRA DUTY PAY/OVERTIME/ALL OTHER (INCL. BAND)/	1,293.11	
199 E 41 6129 00 701 0 99 805	SUPT. OFFICE/SUPPORT PERSONNEL/ALL OTHER (INCL. BAND)/ADMIN	6,550.30	
199 E 41 6139 00 701 0 99 805	SUPT. OFFICE/EMPLOYEE ALLOWANCES/ALL OTHER (INCL. BAND)/ADMI	1,150.00	
199 E 41 6141 00 701 0 99 805	SUPT. OFFICE/FICA/SOCIAL SECURITY/MEDICARE/ALL OTHER (INCL.	373.10	
199 E 41 6141 00 701 0 99 850	SUPT. OFFICE/FICA/SOCIAL SECURITY/MEDICARE/ALL OTHER (INCL.	17.28	
199 E 41 6142 00 701 0 99 805	SUPT. OFFICE/GROUP HEALTH INSURANCE/ALL OTHER (INCL. BAND)/A	590.00	
199 E 41 6146 00 701 0 99 805	SUPT. OFFICE/TRS/CARE/NEW MEMBER/ALL OTHER (INCL. BAND)/ADMI	1,446.64	
199 E 41 6146 00 701 0 99 850	SUPT. OFFICE/TRS/CARE/NEW MEMBER/ALL OTHER (INCL. BAND)/CFO	25.87	
199 E 41 6148 00 701 0 99 805	SUPT. OFFICE/LIFE INSURANCE/ALL OTHER (INCL. BAND)/ADMIN BUD	1.80	
199 E 41 6149 00 701 0 99 805	SUPT. OFFICE/TRS DISTRICT CONTRIBUTION/ALL OTHER (INCL. BAND	200.69	
199 E 41 6149 00 701 0 99 850	SUPT. OFFICE/TRS DISTRICT CONTRIBUTION/ALL OTHER (INCL. BAND	9.70	
199 -- ---- -- 701 --		31,866.83	
703	TAX OFFICE		
199 E 41 6119 00 703 0 99 805	TAX OFFICE/PROFESSIONAL PERSONNEL/ALL OTHER (INCL. BAND)/ADM	6,292.66	
199 E 41 6129 00 703 0 99 805	TAX OFFICE/SUPPORT PERSONNEL/ALL OTHER (INCL. BAND)/ADMIN BU	2,647.32	
199 E 41 6141 00 703 0 99 805	TAX OFFICE/FICA/SOCIAL SECURITY/MEDICARE/ALL OTHER (INCL. BA	122.08	
199 E 41 6142 00 703 0 99 805	TAX OFFICE/GROUP HEALTH INSURANCE/ALL OTHER (INCL. BAND)/ADM	590.00	
199 E 41 6146 00 703 0 99 805	TAX OFFICE/TRS/CARE/NEW MEMBER/ALL OTHER (INCL. BAND)/ADMIN	178.80	
199 E 41 6148 00 703 0 99 805	TAX OFFICE/LIFE INSURANCE/ALL OTHER (INCL. BAND)/ADMIN BUDGE	1.80	
199 E 41 6149 00 703 0 99 805	TAX OFFICE/TRS DISTRICT CONTRIBUTION/ALL OTHER (INCL. BAND)/	67.06	
199 -- ---- -- 703 --		9,899.72	



Budget Code		Description	January 2025-26 Monthly Activity
901		NATATORIUM	
199 E 51 6149 75 901 0 99 805		NATATORIUM/TRS DISTRICT CONTRIBUTION/ALL OTHER (INCL. BAND)/	40.47
199 E 61 6129 NA 901 0 99 850		NATATORIUM/SUPPORT PERSONNEL/ALL OTHER (INCL. BAND)/CFO PAYR	1,706.89
199 E 61 6141 NA 901 0 99 850		NATATORIUM/FICA/SOCIAL SECURITY/MEDICARE/ALL OTHER (INCL. BA	24.76
			<hr/>
199 -- ---- -- 901 --			9,799.34
902		MAINTENANCE	
199 E 51 6118 00 902 0 99 805		MAINTENANCE/EXTRA DUTY PAY/STIPENDS/ALL OTHER (INCL. BAND)/A	217.53
199 E 51 6119 00 902 0 99 805		MAINTENANCE/PROFESSIONAL PERSONNEL/ALL OTHER (INCL. BAND)/AD	24,547.45
199 E 51 6121 06 902 0 99 850		MAINTENANCE/EXTRA DUTY PAY/OVERTIME/ALL OTHER (INCL. BAND)/C	2,113.33
199 E 51 6121 07 902 0 99 850		MAINTENANCE/EXTRA DUTY PAY/OVERTIME/ALL OTHER (INCL. BAND)/C	7,768.91
199 E 51 6125 00 902 0 99 850		MAINTENANCE/MISC REIMBURSEMENTS/ALL OTHER (INCL. BAND)/CFO P	3,699.01
199 E 51 6129 00 902 0 99 805		MAINTENANCE/SUPPORT PERSONNEL/ALL OTHER (INCL. BAND)/ADMIN B	754.08
199 E 51 6129 02 902 0 99 805		MAINTENANCE/SUPPORT PERSONNEL/ALL OTHER (INCL. BAND)/ADMIN B	3,122.54
199 E 51 6129 06 902 0 99 805		MAINTENANCE/SUPPORT PERSONNEL/ALL OTHER (INCL. BAND)/ADMIN B	50,596.71
199 E 51 6129 06 902 0 99 850		MAINTENANCE/SUPPORT PERSONNEL/ALL OTHER (INCL. BAND)/CFO PAY	6,107.27
199 E 51 6129 07 902 0 99 805		MAINTENANCE/SUPPORT PERSONNEL/ALL OTHER (INCL. BAND)/ADMIN B	90,475.35
199 E 51 6138 00 902 0 99 850		MAINTENANCE/UNUSED LOCAL LEAVE REIMBURSMNT/ALL OTHER (INCL.	46,891.54
199 E 51 6139 00 902 0 99 805		MAINTENANCE/EMPLOYEE ALLOWANCES/ALL OTHER (INCL. BAND)/ADMIN	300.00
199 E 51 6141 00 902 0 99 805		MAINTENANCE/FICA/SOCIAL SECURITY/MEDICARE/ALL OTHER (INCL. B	360.06
199 E 51 6141 00 902 0 99 850		MAINTENANCE/FICA/SOCIAL SECURITY/MEDICARE/ALL OTHER (INCL. B	731.30
199 E 51 6141 02 902 0 99 805		MAINTENANCE/FICA/SOCIAL SECURITY/MEDICARE/ALL OTHER (INCL. B	41.64
199 E 51 6141 06 902 0 99 805		MAINTENANCE/FICA/SOCIAL SECURITY/MEDICARE/ALL OTHER (INCL. B	684.94
199 E 51 6141 06 902 0 99 850		MAINTENANCE/FICA/SOCIAL SECURITY/MEDICARE/ALL OTHER (INCL. B	117.62
199 E 51 6141 07 902 0 99 805		MAINTENANCE/FICA/SOCIAL SECURITY/MEDICARE/ALL OTHER (INCL. B	1,287.54
199 E 51 6141 07 902 0 99 850		MAINTENANCE/FICA/SOCIAL SECURITY/MEDICARE/ALL OTHER (INCL. B	111.08
199 E 51 6142 00 902 0 99 805		MAINTENANCE/GROUP HEALTH INSURANCE/ALL OTHER (INCL. BAND)/AD	590.00
199 E 51 6142 02 902 0 99 805		MAINTENANCE/GROUP HEALTH INSURANCE/ALL OTHER (INCL. BAND)/AD	295.00
199 E 51 6142 06 902 0 99 805		MAINTENANCE/GROUP HEALTH INSURANCE/ALL OTHER (INCL. BAND)/AD	3,245.00
199 E 51 6142 07 902 0 99 805		MAINTENANCE/GROUP HEALTH INSURANCE/ALL OTHER (INCL. BAND)/AD	1,598.90
199 E 51 6146 00 902 0 99 805		MAINTENANCE/TRS/CARE/NEW MEMBER/ALL OTHER (INCL. BAND)/ADMIN	521.67
199 E 51 6146 00 902 0 99 850		MAINTENANCE/TRS/CARE/NEW MEMBER/ALL OTHER (INCL. BAND)/CFO P	73.96
199 E 51 6146 02 902 0 99 805		MAINTENANCE/TRS/CARE/NEW MEMBER/ALL OTHER (INCL. BAND)/ADMIN	62.45
199 E 51 6146 06 902 0 99 805		MAINTENANCE/TRS/CARE/NEW MEMBER/ALL OTHER (INCL. BAND)/ADMIN	1,480.60
199 E 51 6146 06 902 0 99 850		MAINTENANCE/TRS/CARE/NEW MEMBER/ALL OTHER (INCL. BAND)/CFO P	28.88
199 E 51 6146 07 902 0 99 805		MAINTENANCE/TRS/CARE/NEW MEMBER/ALL OTHER (INCL. BAND)/ADMIN	1,966.07
199 E 51 6146 07 902 0 99 850		MAINTENANCE/TRS/CARE/NEW MEMBER/ALL OTHER (INCL. BAND)/CFO P	155.38
199 E 51 6148 00 902 0 99 805		MAINTENANCE/LIFE INSURANCE/ALL OTHER (INCL. BAND)/ADMIN BUDG	3.16
199 E 51 6148 02 902 0 99 805		MAINTENANCE/LIFE INSURANCE/ALL OTHER (INCL. BAND)/ADMIN BUDG	0.90
199 E 51 6148 06 902 0 99 805		MAINTENANCE/LIFE INSURANCE/ALL OTHER (INCL. BAND)/ADMIN BUDG	15.30
199 E 51 6148 07 902 0 99 805		MAINTENANCE/LIFE INSURANCE/ALL OTHER (INCL. BAND)/ADMIN BUDG	37.62
199 E 51 6149 00 902 0 99 805		MAINTENANCE/TRS DISTRICT CONTRIBUTION/ALL OTHER (INCL. BAND)	191.37
199 E 51 6149 00 902 0 99 850		MAINTENANCE/TRS DISTRICT CONTRIBUTION/ALL OTHER (INCL. BAND)	27.74
199 E 51 6149 02 902 0 99 805		MAINTENANCE/TRS DISTRICT CONTRIBUTION/ALL OTHER (INCL. BAND)	23.42
199 E 51 6149 06 902 0 99 805		MAINTENANCE/TRS DISTRICT CONTRIBUTION/ALL OTHER (INCL. BAND)	379.44
199 E 51 6149 06 902 0 99 850		MAINTENANCE/TRS DISTRICT CONTRIBUTION/ALL OTHER (INCL. BAND)	10.83
199 E 51 6149 07 902 0 99 805		MAINTENANCE/TRS DISTRICT CONTRIBUTION/ALL OTHER (INCL. BAND)	678.59
199 E 51 6149 07 902 0 99 850		MAINTENANCE/TRS DISTRICT CONTRIBUTION/ALL OTHER (INCL. BAND)	58.25
			<hr/>
199 -- ---- -- 902 --			251,372.43

January 2025-26

Budget Code	Description	Monthly Activity
903	TRANSPORTATION	
199 E 34 6121 04 903 0 23 850	TRANSPORTATION/EXTRA DUTY PAY/OVERTIME/SPECIAL EDUCATION/CFO	432.50
199 E 34 6121 MO 903 0 23 850	TRANSPORTATION/EXTRA DUTY PAY/OVERTIME/SPECIAL EDUCATION/CFO	2,125.28
199 E 34 6129 04 903 0 23 805	TRANSPORTATION/SUPPORT PERSONNEL/SPECIAL EDUCATION/ADMIN BUD	1,714.03
199 E 34 6129 MO 903 0 23 805	TRANSPORTATION/SUPPORT PERSONNEL/SPECIAL EDUCATION/ADMIN BUD	9,172.87
199 E 34 6141 04 903 0 23 805	TRANSPORTATION/FICA/SOCIAL SECURITY/MEDICARE/SPECIAL EDUCATI	24.27
199 E 34 6141 04 903 0 23 850	TRANSPORTATION/FICA/SOCIAL SECURITY/MEDICARE/SPECIAL EDUCATI	6.21
199 E 34 6141 MO 903 0 23 805	TRANSPORTATION/FICA/SOCIAL SECURITY/MEDICARE/SPECIAL EDUCATI	119.18
199 E 34 6141 MO 903 0 23 850	TRANSPORTATION/FICA/SOCIAL SECURITY/MEDICARE/SPECIAL EDUCATI	28.45
199 E 34 6142 MO 903 0 23 805	TRANSPORTATION/GROUP HEALTH INSURANCE/SPECIAL EDUCATION/ADMI	590.00
199 E 34 6146 04 903 0 23 805	TRANSPORTATION/TRS/CARE/NEW MEMBER/SPECIAL EDUCATION/ADMIN B	34.27
199 E 34 6146 04 903 0 23 850	TRANSPORTATION/TRS/CARE/NEW MEMBER/SPECIAL EDUCATION/CFO PAY	8.66
199 E 34 6146 MO 903 0 23 805	TRANSPORTATION/TRS/CARE/NEW MEMBER/SPECIAL EDUCATION/ADMIN B	183.44
199 E 34 6146 MO 903 0 23 850	TRANSPORTATION/TRS/CARE/NEW MEMBER/SPECIAL EDUCATION/CFO PAY	43.21
199 E 34 6148 04 903 0 23 805	TRANSPORTATION/LIFE INSURANCE/SPECIAL EDUCATION/ADMIN BUDGET	0.46
199 E 34 6148 MO 903 0 23 805	TRANSPORTATION/LIFE INSURANCE/SPECIAL EDUCATION/ADMIN BUDGET	4.08
199 E 34 6149 04 903 0 23 805	TRANSPORTATION/TRS DISTRICT CONTRIBUTION/SPECIAL EDUCATION/A	12.86
199 E 34 6149 04 903 0 23 850	TRANSPORTATION/TRS DISTRICT CONTRIBUTION/SPECIAL EDUCATION/C	3.24
199 E 34 6149 MO 903 0 23 805	TRANSPORTATION/TRS DISTRICT CONTRIBUTION/SPECIAL EDUCATION/A	68.78
199 E 34 6149 MO 903 0 23 850	TRANSPORTATION/TRS DISTRICT CONTRIBUTION/SPECIAL EDUCATION/C	15.28
199 E 34 6119 00 903 0 99 805	TRANSPORTATION/PROFESSIONAL PERSONNEL/ALL OTHER (INCL. BAND)	14,844.80
199 E 34 6121 02 903 0 99 850	TRANSPORTATION/EXTRA DUTY PAY/OVERTIME/ALL OTHER (INCL. BAND)	959.96
199 E 34 6121 03 903 0 99 850	TRANSPORTATION/EXTRA DUTY PAY/OVERTIME/ALL OTHER (INCL. BAND)	4,197.38
199 E 34 6121 04 903 0 99 850	TRANSPORTATION/EXTRA DUTY PAY/OVERTIME/ALL OTHER (INCL. BAND)	17,817.68
199 E 34 6121 05 903 0 99 850	TRANSPORTATION/EXTRA DUTY PAY/OVERTIME/ALL OTHER (INCL. BAND)	3,150.00
199 E 34 6129 02 903 0 99 805	TRANSPORTATION/SUPPORT PERSONNEL/ALL OTHER (INCL. BAND)/ADMI	6,754.34
199 E 34 6129 03 903 0 99 805	TRANSPORTATION/SUPPORT PERSONNEL/ALL OTHER (INCL. BAND)/ADMI	14,828.00
199 E 34 6129 04 903 0 99 805	TRANSPORTATION/SUPPORT PERSONNEL/ALL OTHER (INCL. BAND)/ADMI	60,303.05
199 E 34 6139 00 903 0 99 805	TRANSPORTATION/EMPLOYEE ALLOWANCES/ALL OTHER (INCL. BAND)/AD	150.00
199 E 34 6141 00 903 0 99 805	TRANSPORTATION/FICA/SOCIAL SECURITY/MEDICARE/ALL OTHER (INCL	211.32
199 E 34 6141 02 903 0 99 805	TRANSPORTATION/FICA/SOCIAL SECURITY/MEDICARE/ALL OTHER (INCL	97.83
199 E 34 6141 02 903 0 99 850	TRANSPORTATION/FICA/SOCIAL SECURITY/MEDICARE/ALL OTHER (INCL	13.92
199 E 34 6141 03 903 0 99 805	TRANSPORTATION/FICA/SOCIAL SECURITY/MEDICARE/ALL OTHER (INCL	198.82
199 E 34 6141 03 903 0 99 850	TRANSPORTATION/FICA/SOCIAL SECURITY/MEDICARE/ALL OTHER (INCL	56.50
199 E 34 6141 04 903 0 99 805	TRANSPORTATION/FICA/SOCIAL SECURITY/MEDICARE/ALL OTHER (INCL	806.74
199 E 34 6141 04 903 0 99 850	TRANSPORTATION/FICA/SOCIAL SECURITY/MEDICARE/ALL OTHER (INCL	244.49
199 E 34 6141 05 903 0 99 850	TRANSPORTATION/FICA/SOCIAL SECURITY/MEDICARE/ALL OTHER (INCL	42.98
199 E 34 6142 03 903 0 99 805	TRANSPORTATION/GROUP HEALTH INSURANCE/ALL OTHER (INCL. BAND)	885.00
199 E 34 6142 04 903 0 99 805	TRANSPORTATION/GROUP HEALTH INSURANCE/ALL OTHER (INCL. BAND)	3,245.00
199 E 34 6146 00 903 0 99 805	TRANSPORTATION/TRS/CARE/NEW MEMBER/ALL OTHER (INCL. BAND)/AD	296.89
199 E 34 6146 02 903 0 99 805	TRANSPORTATION/TRS/CARE/NEW MEMBER/ALL OTHER (INCL. BAND)/AD	135.09
199 E 34 6146 02 903 0 99 850	TRANSPORTATION/TRS/CARE/NEW MEMBER/ALL OTHER (INCL. BAND)/CF	19.20
199 E 34 6146 03 903 0 99 805	TRANSPORTATION/TRS/CARE/NEW MEMBER/ALL OTHER (INCL. BAND)/AD	296.56
199 E 34 6146 03 903 0 99 850	TRANSPORTATION/TRS/CARE/NEW MEMBER/ALL OTHER (INCL. BAND)/CF	83.35
199 E 34 6146 04 903 0 99 805	TRANSPORTATION/TRS/CARE/NEW MEMBER/ALL OTHER (INCL. BAND)/AD	1,315.95
199 E 34 6146 04 903 0 99 850	TRANSPORTATION/TRS/CARE/NEW MEMBER/ALL OTHER (INCL. BAND)/CF	418.54
199 E 34 6146 05 903 0 99 850	TRANSPORTATION/TRS/CARE/NEW MEMBER/ALL OTHER (INCL. BAND)/CF	63.00
199 E 34 6148 00 903 0 99 805	TRANSPORTATION/LIFE INSURANCE/ALL OTHER (INCL. BAND)/ADMIN B	1.80
199 E 34 6148 02 903 0 99 805	TRANSPORTATION/LIFE INSURANCE/ALL OTHER (INCL. BAND)/ADMIN B	1.80
199 E 34 6148 03 903 0 99 805	TRANSPORTATION/LIFE INSURANCE/ALL OTHER (INCL. BAND)/ADMIN B	2.70
199 E 34 6148 04 903 0 99 805	TRANSPORTATION/LIFE INSURANCE/ALL OTHER (INCL. BAND)/ADMIN B	26.20
199 E 34 6149 00 903 0 99 805	TRANSPORTATION/TRS DISTRICT CONTRIBUTION/ALL OTHER (INCL. BA	111.34
199 E 34 6149 02 903 0 99 805	TRANSPORTATION/TRS DISTRICT CONTRIBUTION/ALL OTHER (INCL. BA	50.66
199 E 34 6149 02 903 0 99 850	TRANSPORTATION/TRS DISTRICT CONTRIBUTION/ALL OTHER (INCL. BA	7.20
199 E 34 6149 03 903 0 99 805	TRANSPORTATION/TRS DISTRICT CONTRIBUTION/ALL OTHER (INCL. BA	111.21
199 E 34 6149 03 903 0 99 850	TRANSPORTATION/TRS DISTRICT CONTRIBUTION/ALL OTHER (INCL. BA	31.26

Budget Code	Description	January 2025-26 Monthly Activity
903	TRANSPORTATION	
199 E 34 6149 04 903 0 99 805	TRANSPORTATION/TRS DISTRICT CONTRIBUTION/ALL OTHER (INCL. BA	452.27
199 E 34 6149 04 903 0 99 850	TRANSPORTATION/TRS DISTRICT CONTRIBUTION/ALL OTHER (INCL. BA	128.65
199 E 34 6149 05 903 0 99 850	TRANSPORTATION/TRS DISTRICT CONTRIBUTION/ALL OTHER (INCL. BA	23.64
199 -- ---- -- 903 --		146,972.19
904	TECHNOLOGY	
199 E 53 6119 00 904 0 99 805	TECHNOLOGY/PROFESSIONAL PERSONNEL/ALL OTHER (INCL. BAND)/ADM	45,744.98
199 E 53 6121 00 904 0 99 850	TECHNOLOGY/EXTRA DUTY PAY/OVERTIME/ALL OTHER (INCL. BAND)/CF	200.07
199 E 53 6121 EH 904 0 99 850	TECHNOLOGY/EXTRA DUTY PAY/OVERTIME/ALL OTHER (INCL. BAND)/CF	400.00
199 E 53 6129 00 904 0 99 805	TECHNOLOGY/SUPPORT PERSONNEL/ALL OTHER (INCL. BAND)/ADMIN BU	35,210.60
199 E 53 6139 00 904 0 99 805	TECHNOLOGY/EMPLOYEE ALLOWANCES/ALL OTHER (INCL. BAND)/ADMIN	1,000.00
199 E 53 6141 00 904 0 99 805	TECHNOLOGY/FICA/SOCIAL SECURITY/MEDICARE/ALL OTHER (INCL. BA	1,109.79
199 E 53 6141 00 904 0 99 850	TECHNOLOGY/FICA/SOCIAL SECURITY/MEDICARE/ALL OTHER (INCL. BA	2.90
199 E 53 6141 EH 904 0 99 850	TECHNOLOGY/FICA/SOCIAL SECURITY/MEDICARE/ALL OTHER (INCL. BA	5.80
199 E 53 6142 00 904 0 99 805	TECHNOLOGY/GROUP HEALTH INSURANCE/ALL OTHER (INCL. BAND)/ADM	3,687.50
199 E 53 6146 00 904 0 99 805	TECHNOLOGY/TRS/CARE/NEW MEMBER/ALL OTHER (INCL. BAND)/ADMIN	1,710.71
199 E 53 6148 00 904 0 99 805	TECHNOLOGY/LIFE INSURANCE/ALL OTHER (INCL. BAND)/ADMIN BUDGE	13.95
199 E 53 6149 00 904 0 99 805	TECHNOLOGY/TRS DISTRICT CONTRIBUTION/ALL OTHER (INCL. BAND)/	607.13
199 -- ---- -- 904 --		89,693.43
998	PRINT SHOP	
199 E 12 6129 00 998 0 99 805	PRINT SHOP/SUPPORT PERSONNEL/ALL OTHER (INCL. BAND)/ADMIN BU	7,426.93
199 E 12 6129 00 998 0 99 850	PRINT SHOP/SUPPORT PERSONNEL/ALL OTHER (INCL. BAND)/CFO PAYR	206.85
199 E 12 6141 00 998 0 99 805	PRINT SHOP/FICA/SOCIAL SECURITY/MEDICARE/ALL OTHER (INCL. BA	98.41
199 E 12 6141 00 998 0 99 850	PRINT SHOP/FICA/SOCIAL SECURITY/MEDICARE/ALL OTHER (INCL. BA	3.00
199 E 12 6142 00 998 0 99 805	PRINT SHOP/GROUP HEALTH INSURANCE/ALL OTHER (INCL. BAND)/ADM	590.00
199 E 12 6146 00 998 0 99 805	PRINT SHOP/TRS/CARE/NEW MEMBER/ALL OTHER (INCL. BAND)/ADMIN	148.53
199 E 12 6148 00 998 0 99 805	PRINT SHOP/LIFE INSURANCE/ALL OTHER (INCL. BAND)/ADMIN BUDGE	2.70
199 E 12 6149 00 998 0 99 805	PRINT SHOP/TRS DISTRICT CONTRIBUTION/ALL OTHER (INCL. BAND)/	55.69
199 -- ---- -- 998 --		8,532.11
999	DISTRICT WIDE	
199 E 11 6116 00 999 0 23 816	DISTRICT WIDE/EXTRA DUTY/SPECIAL EDUCATION/SPECIAL EDUCATION	1,395.34
199 E 11 6116 EH 999 0 23 816	DISTRICT WIDE/EXTRA DUTY/SPECIAL EDUCATION/SPECIAL EDUCATION	1,028.00
199 E 11 6116 HB 999 0 23 816	DISTRICT WIDE/EXTRA DUTY/SPECIAL EDUCATION/SPECIAL EDUCATION	1,240.00
199 E 11 6118 00 999 0 23 805	DISTRICT WIDE/EXTRA DUTY PAY/STIPENDS/SPECIAL EDUCATION/ADMI	708.32
199 E 11 6119 00 999 0 23 805	DISTRICT WIDE/PROFESSIONAL PERSONNEL/SPECIAL EDUCATION/ADMIN	80,775.80
199 E 11 6119 75 999 0 23 805	DISTRICT WIDE/PROFESSIONAL PERSONNEL/SPECIAL EDUCATION/ADMIN	6,211.38
199 E 11 6121 EH 999 0 23 816	DISTRICT WIDE/EXTRA DUTY PAY/OVERTIME/SPECIAL EDUCATION/SPEC	29.88
199 E 11 6141 00 999 0 23 805	DISTRICT WIDE/FICA/SOCIAL SECURITY/MEDICARE/SPECIAL EDUCATIO	1,126.50
199 E 11 6141 00 999 0 23 816	DISTRICT WIDE/FICA/SOCIAL SECURITY/MEDICARE/SPECIAL EDUCATIO	20.06
199 E 11 6141 75 999 0 23 805	DISTRICT WIDE/FICA/SOCIAL SECURITY/MEDICARE/SPECIAL EDUCATIO	87.48
199 E 11 6141 EH 999 0 23 816	DISTRICT WIDE/FICA/SOCIAL SECURITY/MEDICARE/SPECIAL EDUCATIO	14.43
199 E 11 6141 HB 999 0 23 816	DISTRICT WIDE/FICA/SOCIAL SECURITY/MEDICARE/SPECIAL EDUCATIO	15.71
199 E 11 6142 00 999 0 23 805	DISTRICT WIDE/GROUP HEALTH INSURANCE/SPECIAL EDUCATION/ADMIN	2,360.00
199 E 11 6146 00 999 0 23 805	DISTRICT WIDE/TRS/CARE/NEW MEMBER/SPECIAL EDUCATION/ADMIN BU	3,671.42
199 E 11 6146 00 999 0 23 816	DISTRICT WIDE/TRS/CARE/NEW MEMBER/SPECIAL EDUCATION/SPECIAL	4.77
199 E 11 6146 75 999 0 23 805	DISTRICT WIDE/TRS/CARE/NEW MEMBER/SPECIAL EDUCATION/ADMIN BU	236.24
199 E 11 6146 EH 999 0 23 816	DISTRICT WIDE/TRS/CARE/NEW MEMBER/SPECIAL EDUCATION/SPECIAL	42.02

January 2025-26

Budget Code	Description	Monthly Activity
999	DISTRICT WIDE	
199 E 11 6146 HB 999 0 23 816	DISTRICT WIDE/TRS/CARE/NEW MEMBER/SPECIAL EDUCATION/SPECIAL	75.52
199 E 11 6148 00 999 0 23 805	DISTRICT WIDE/LIFE INSURANCE/SPECIAL EDUCATION/ADMIN BUDGETE	11.70
199 E 11 6148 75 999 0 23 805	DISTRICT WIDE/LIFE INSURANCE/SPECIAL EDUCATION/ADMIN BUDGETE	0.90
199 E 11 6149 00 999 0 23 805	DISTRICT WIDE/TRS DISTRICT CONTRIBUTION/SPECIAL EDUCATION/AD	611.14
199 E 11 6149 00 999 0 23 816	DISTRICT WIDE/TRS DISTRICT CONTRIBUTION/SPECIAL EDUCATION/SP	0.90
199 E 11 6149 75 999 0 23 805	DISTRICT WIDE/TRS DISTRICT CONTRIBUTION/SPECIAL EDUCATION/AD	46.58
199 E 11 6149 EH 999 0 23 816	DISTRICT WIDE/TRS DISTRICT CONTRIBUTION/SPECIAL EDUCATION/SP	7.93
199 E 11 6149 HB 999 0 23 816	DISTRICT WIDE/TRS DISTRICT CONTRIBUTION/SPECIAL EDUCATION/SP	9.30
199 E 11 6119 00 999 0 25 850	DISTRICT WIDE/PROFESSIONAL PERSONNEL/BILINGUAL & SPECIAL LAN	4,554.88
199 E 11 6141 00 999 0 25 850	DISTRICT WIDE/FICA/SOCIAL SECURITY/MEDICARE/BILINGUAL & SPEC	66.05
199 E 11 6148 00 999 0 25 850	DISTRICT WIDE/LIFE INSURANCE/BILINGUAL & SPECIAL LANGUAGE/CF	0.90
199 E 13 6118 00 999 0 23 805	DISTRICT WIDE/EXTRA DUTY PAY/STIPENDS/SPECIAL EDUCATION/ADMI	300.00
199 E 13 6119 00 999 0 23 805	DISTRICT WIDE/PROFESSIONAL PERSONNEL/SPECIAL EDUCATION/ADMIN	11,655.40
199 E 13 6141 00 999 0 23 805	DISTRICT WIDE/FICA/SOCIAL SECURITY/MEDICARE/SPECIAL EDUCATIO	148.59
199 E 13 6142 00 999 0 23 805	DISTRICT WIDE/PROFESSIONAL PERSONNEL/SPECIAL EDUCATION/ADMIN	590.00
199 E 13 6146 00 999 0 23 805	DISTRICT WIDE/TRS/CARE/NEW MEMBER/SPECIAL EDUCATION/ADMIN BU	436.73
199 E 13 6148 00 999 0 23 805	DISTRICT WIDE/LIFE INSURANCE/SPECIAL EDUCATION/ADMIN BUDGETE	1.80
199 E 13 6149 00 999 0 23 805	DISTRICT WIDE/TRS DISTRICT CONTRIBUTION/SPECIAL EDUCATION/AD	89.66
199 E 13 6118 00 999 0 99 850	DISTRICT WIDE/EXTRA DUTY PAY/STIPENDS/ALL OTHER (INCL. BAND)	1,200.00
199 E 13 6119 00 999 0 99 805	DISTRICT WIDE/PROFESSIONAL PERSONNEL/ALL OTHER (INCL. BAND)/	8,678.94
199 E 13 6139 00 999 0 99 805	DISTRICT WIDE/EMPLOYEE ALLOWANCES/ALL OTHER (INCL. BAND)/ADM	187.50
199 E 13 6141 00 999 0 99 805	DISTRICT WIDE/FICA/SOCIAL SECURITY/MEDICARE/ALL OTHER (INCL.	124.28
199 E 13 6141 00 999 0 99 850	DISTRICT WIDE/FICA/SOCIAL SECURITY/MEDICARE/ALL OTHER (INCL.	16.66
199 E 13 6142 00 999 0 99 805	DISTRICT WIDE/PROFESSIONAL PERSONNEL/ALL OTHER (INCL. BAND)/	118.00
199 E 13 6146 00 999 0 99 805	DISTRICT WIDE/TRS/CARE/NEW MEMBER/ALL OTHER (INCL. BAND)/ADM	482.74
199 E 13 6146 00 999 0 99 850	DISTRICT WIDE/TRS/CARE/NEW MEMBER/ALL OTHER (INCL. BAND)/CFO	49.36
199 E 13 6148 00 999 0 99 805	DISTRICT WIDE/LIFE INSURANCE/ALL OTHER (INCL. BAND)/ADMIN BU	0.64
199 E 13 6149 00 999 0 99 805	DISTRICT WIDE/TRS DISTRICT CONTRIBUTION/ALL OTHER (INCL. BAN	65.08
199 E 13 6149 00 999 0 99 850	DISTRICT WIDE/TRS DISTRICT CONTRIBUTION/ALL OTHER (INCL. BAN	9.00
199 E 21 6119 00 999 0 21 805	DISTRICT WIDE/PROFESSIONAL PERSONNEL/GIFTED & TALENTED/ADMIN	486.62
199 E 21 6139 00 999 0 21 805	DISTRICT WIDE/EMPLOYEE ALLOWANCES/GIFTED & TALENTED/ADMIN BU	12.50
199 E 21 6141 00 999 0 21 805	DISTRICT WIDE/FICA/SOCIAL SECURITY/MEDICARE/GIFTED & TALENTE	6.82
199 E 21 6142 00 999 0 21 805	DISTRICT WIDE/PROFESSIONAL PERSONNEL/GIFTED & TALENTED/ADMIN	14.74
199 E 21 6146 00 999 0 21 805	DISTRICT WIDE/TRS/CARE/NEW MEMBER/GIFTED & TALENTED/ADMIN BU	29.30
199 E 21 6148 00 999 0 21 805	DISTRICT WIDE/LIFE INSURANCE/GIFTED & TALENTED/ADMIN BUDGETE	0.04
199 E 21 6149 00 999 0 21 805	DISTRICT WIDE/TRS DISTRICT CONTRIBUTION/GIFTED & TALENTED/AD	3.64
199 E 21 6119 00 999 0 22 805	DISTRICT WIDE/PROFESSIONAL PERSONNEL/CAREER & TECHNOLOGY/ADM	9,245.88
199 E 21 6139 00 999 0 22 805	DISTRICT WIDE/EMPLOYEE ALLOWANCES/CAREER & TECHNOLOGY/ADMIN	237.50
199 E 21 6141 00 999 0 22 805	DISTRICT WIDE/FICA/SOCIAL SECURITY/MEDICARE/CAREER & TECHNOL	129.42
199 E 21 6142 00 999 0 22 805	DISTRICT WIDE/PROFESSIONAL PERSONNEL/CAREER & TECHNOLOGY/ADM	280.26
199 E 21 6146 00 999 0 22 805	DISTRICT WIDE/TRS/CARE/NEW MEMBER/CAREER & TECHNOLOGY/ADMIN	556.81
199 E 21 6148 00 999 0 22 805	DISTRICT WIDE/LIFE INSURANCE/CAREER & TECHNOLOGY/ADMIN BUDGE	0.86
199 E 21 6149 00 999 0 22 805	DISTRICT WIDE/TRS DISTRICT CONTRIBUTION/CAREER & TECHNOLOGY/	69.36
199 E 21 6118 00 999 0 23 805	DISTRICT WIDE/EXTRA DUTY PAY/STIPENDS/SPECIAL EDUCATION/ADMI	358.34
199 E 21 6119 00 999 0 23 805	DISTRICT WIDE/PROFESSIONAL PERSONNEL/SPECIAL EDUCATION/ADMIN	24,387.20
199 E 21 6129 00 999 0 23 805	DISTRICT WIDE/SUPPORT PERSONNEL/SPECIAL EDUCATION/ADMIN BUDG	9,000.42
199 E 21 6139 00 999 0 23 805	DISTRICT WIDE/EMPLOYEE ALLOWANCES/SPECIAL EDUCATION/ADMIN BU	543.36
199 E 21 6141 00 999 0 23 805	DISTRICT WIDE/FICA/SOCIAL SECURITY/MEDICARE/SPECIAL EDUCATIO	486.56
199 E 21 6142 00 999 0 23 805	DISTRICT WIDE/PROFESSIONAL PERSONNEL/SPECIAL EDUCATION/ADMIN	295.00
199 E 21 6146 00 999 0 23 805	DISTRICT WIDE/TRS/CARE/NEW MEMBER/SPECIAL EDUCATION/ADMIN BU	1,375.21
199 E 21 6148 00 999 0 23 805	DISTRICT WIDE/LIFE INSURANCE/SPECIAL EDUCATION/ADMIN BUDGETE	6.30
199 E 21 6149 00 999 0 23 805	DISTRICT WIDE/TRS DISTRICT CONTRIBUTION/SPECIAL EDUCATION/AD	253.06
199 E 21 6119 00 999 0 99 805	DISTRICT WIDE/PROFESSIONAL PERSONNEL/ALL OTHER (INCL. BAND)/	32,436.38
199 E 21 6129 00 999 0 99 805	DISTRICT WIDE/SUPPORT PERSONNEL/ALL OTHER (INCL. BAND)/ADMIN	11,274.58
199 E 21 6139 00 999 0 99 805	DISTRICT WIDE/EMPLOYEE ALLOWANCES/ALL OTHER (INCL. BAND)/ADM	604.16

										January 2025-26
Budget Code			Description							Monthly Activity
999			DISTRICT WIDE							
199	E	21	6141	00	999	0	99	805	DISTRICT WIDE/FICA/SOCIAL SECURITY/MEDICARE/ALL OTHER (INCL.	624.20
199	E	21	6142	00	999	0	99	805	DISTRICT WIDE/GROUP HEALTH INSURANCE/ALL OTHER (INCL. BAND)/	1,062.00
199	E	21	6146	00	999	0	99	805	DISTRICT WIDE/TRS/CARE/NEW MEMBER/ALL OTHER (INCL. BAND)/ADM	1,813.21
199	E	21	6148	00	999	0	99	805	DISTRICT WIDE/LIFE INSURANCE/ALL OTHER (INCL. BAND)/ADMIN BU	5.66
199	E	21	6149	00	999	0	99	805	DISTRICT WIDE/TRS DISTRICT CONTRIBUTION/ALL OTHER (INCL. BAN	326.70
199	E	31	6118	00	999	0	23	805	DISTRICT WIDE/EXTRA DUTY PAY/STIPENDS/SPECIAL EDUCATION/ADMI	2,344.14
199	E	31	6119	00	999	0	23	805	DISTRICT WIDE/PROFESSIONAL PERSONNEL/SPECIAL EDUCATION/ADMIN	45,639.70
199	E	31	6141	00	999	0	23	805	DISTRICT WIDE/FICA/SOCIAL SECURITY/MEDICARE/SPECIAL EDUCATIO	663.92
199	E	31	6142	00	999	0	23	805	DISTRICT WIDE/GROUP HEALTH INSURANCE/SPECIAL EDUCATION/ADMIN	1,180.00
199	E	31	6146	00	999	0	23	805	DISTRICT WIDE/TRS/CARE/NEW MEMBER/SPECIAL EDUCATION/ADMIN BU	2,060.15
199	E	31	6148	00	999	0	23	805	DISTRICT WIDE/LIFE INSURANCE/SPECIAL EDUCATION/ADMIN BUDGETE	6.30
199	E	31	6149	00	999	0	23	805	DISTRICT WIDE/TRS DISTRICT CONTRIBUTION/SPECIAL EDUCATION/AD	359.88
199	E	36	6121	00	999	0	23	816	DISTRICT WIDE/EXTRA DUTY PAY/OVERTIME/SPECIAL EDUCATION/SPEC	190.03
199	E	36	6141	00	999	0	23	816	DISTRICT WIDE/FICA/SOCIAL SECURITY/MEDICARE/SPECIAL EDUCATIO	2.58
199	E	36	6146	00	999	0	23	816	DISTRICT WIDE/TRS/CARE/NEW MEMBER/SPECIAL EDUCATION/SPECIAL	3.80
199	E	36	6149	00	999	0	23	816	DISTRICT WIDE/TRS DISTRICT CONTRIBUTION/SPECIAL EDUCATION/SP	1.42
199	E	52	6121	00	999	0	99	850	DISTRICT WIDE/EXTRA DUTY PAY/OVERTIME/ALL OTHER (INCL. BAND)	61.07
199	E	52	6129	00	999	0	99	805	DISTRICT WIDE/SUPPORT PERSONNEL/ALL OTHER (INCL. BAND)/ADMIN	3,846.26
199	E	52	6141	00	999	0	99	805	DISTRICT WIDE/FICA/SOCIAL SECURITY/MEDICARE/ALL OTHER (INCL.	50.63
199	E	52	6141	00	999	0	99	850	DISTRICT WIDE/FICA/SOCIAL SECURITY/MEDICARE/ALL OTHER (INCL.	0.88
199	E	52	6142	00	999	0	99	805	DISTRICT WIDE/GROUP HEALTH INSURANCE/ALL OTHER (INCL. BAND)/	295.00
199	E	52	6146	00	999	0	99	805	DISTRICT WIDE/TRS/CARE/NEW MEMBER/ALL OTHER (INCL. BAND)/ADM	76.93
199	E	52	6146	00	999	0	99	850	DISTRICT WIDE/TRS/CARE/NEW MEMBER/ALL OTHER (INCL. BAND)/CFO	1.22
199	E	52	6148	00	999	0	99	805	DISTRICT WIDE/LIFE INSURANCE/ALL OTHER (INCL. BAND)/ADMIN BU	1.80
199	E	52	6149	00	999	0	99	805	DISTRICT WIDE/TRS DISTRICT CONTRIBUTION/ALL OTHER (INCL. BAN	28.84
199	E	52	6149	00	999	0	99	850	DISTRICT WIDE/TRS DISTRICT CONTRIBUTION/ALL OTHER (INCL. BAN	0.46
199	E	61	6129	00	999	0	99	850	DISTRICT WIDE/SUPPORT PERSONNEL/ALL OTHER (INCL. BAND)/CFO P	407.50
199	E	61	6141	00	999	0	99	850	DISTRICT WIDE/FICA/SOCIAL SECURITY/MEDICARE/ALL OTHER (INCL.	5.92
199	--	--	--	--	999	--	--	--		281,662.05
101			WESTWOOD							
211	E	13	6118	00	101	6	36	805	WESTWOOD/EXTRA DUTY PAY/STIPENDS/EARLY EDUCATION ALLOTMENT/A	177.28
211	E	13	6119	00	101	6	36	805	WESTWOOD/PROFESSIONAL PERSONNEL/EARLY EDUCATION ALLOTMENT/AD	5,525.00
211	E	13	6141	00	101	6	36	805	WESTWOOD/FICA/SOCIAL SECURITY/MEDICARE/EARLY EDUCATION ALLOT	82.68
211	E	13	6146	00	101	6	36	805	WESTWOOD/TRS/CARE/NEW MEMBER/EARLY EDUCATION ALLOTMENT/ADMIN	627.30
211	E	13	6148	00	101	6	36	805	WESTWOOD/LIFE INSURANCE/EARLY EDUCATION ALLOTMENT/ADMIN BUDG	0.90
211	E	13	6149	00	101	6	36	805	WESTWOOD/TRS DISTRICT CONTRIBUTION/EARLY EDUCATION ALLOTMENT	42.76
211	--	--	--	--	101	--	--	--		6,455.92
103			BALES							
211	E	13	6119	00	103	6	36	805	BALES/PROFESSIONAL PERSONNEL/EARLY EDUCATION ALLOTMENT/ADMIN	1,938.34
211	E	13	6141	00	103	6	36	805	BALES/FICA/SOCIAL SECURITY/MEDICARE/EARLY EDUCATION ALLOTMEN	28.00
211	E	13	6146	00	103	6	36	805	BALES/TRS/CARE/NEW MEMBER/EARLY EDUCATION ALLOTMENT/ADMIN BU	213.60
211	E	13	6148	00	103	6	36	805	BALES/LIFE INSURANCE/EARLY EDUCATION ALLOTMENT/ADMIN BUDGETE	0.30
211	E	13	6149	00	103	6	36	805	BALES/TRS DISTRICT CONTRIBUTION/EARLY EDUCATION ALLOTMENT/AD	14.54
211	E	13	6118	00	103	6	99	805	BALES/EXTRA DUTY PAY/STIPENDS/ALL OTHER (INCL. BAND)/ADMIN B	186.76
211	E	13	6119	00	103	6	99	805	BALES/PROFESSIONAL PERSONNEL/ALL OTHER (INCL. BAND)/ADMIN BU	3,882.50
211	E	13	6141	00	103	6	99	805	BALES/FICA/SOCIAL SECURITY/MEDICARE/ALL OTHER (INCL. BAND)/A	58.76
211	E	13	6146	00	103	6	99	805	BALES/TRS/CARE/NEW MEMBER/ALL OTHER (INCL. BAND)/ADMIN BUDGE	448.42
211	E	13	6148	00	103	6	99	805	BALES/LIFE INSURANCE/ALL OTHER (INCL. BAND)/ADMIN BUDGETED P	0.60
211	E	13	6149	00	103	6	99	805	BALES/TRS DISTRICT CONTRIBUTION/ALL OTHER (INCL. BAND)/ADMIN	30.52

Budget Code		Description	January 2025-26 Monthly Activity
103	BALES		
211	-- ---- -- 103 --		6,802.34
001	HIGH SCHOOL		
224	E 31 6119 00 001 6 23 805	HIGH SCHOOL/PROFESSIONAL PERSONNEL/SPECIAL EDUCATION/ADMIN B	6,755.82
224	E 31 6141 00 001 6 23 805	HIGH SCHOOL/FICA/SOCIAL SECURITY/MEDICARE/SPECIAL EDUCATION/	92.16
224	E 31 6142 00 001 6 23 805	HIGH SCHOOL/GROUP HEALTH INSURANCE/SPECIAL EDUCATION/ADMIN B	295.00
224	E 31 6146 00 001 6 23 805	HIGH SCHOOL/TRS/CARE/NEW MEMBER/SPECIAL EDUCATION/ADMIN BUDG	743.40
224	E 31 6148 00 001 6 23 805	HIGH SCHOOL/LIFE INSURANCE/SPECIAL EDUCATION/ADMIN BUDGETED	0.90
224	E 31 6149 00 001 6 23 805	HIGH SCHOOL/TRS DISTRICT CONTRIBUTION/SPECIAL EDUCATION/ADMIN B	50.66
224	-- ---- -- 001 --		7,937.94
041	JUNIOR HIGH		
224	E 11 6119 75 041 6 23 805	JUNIOR HIGH/PROFESSIONAL PERSONNEL/SPECIAL EDUCATION/ADMIN B	6,327.14
224	E 11 6141 75 041 6 23 805	JUNIOR HIGH/FICA/SOCIAL SECURITY/MEDICARE/SPECIAL EDUCATION/	84.32
224	E 11 6142 75 041 6 23 805	JUNIOR HIGH/GROUP HEALTH INSURANCE/SPECIAL EDUCATION/ADMIN B	276.80
224	E 11 6146 75 041 6 23 805	JUNIOR HIGH/TRS/CARE/NEW MEMBER/SPECIAL EDUCATION/ADMIN BUDG	686.73
224	E 11 6148 75 041 6 23 805	JUNIOR HIGH/LIFE INSURANCE/SPECIAL EDUCATION/ADMIN BUDGETED	0.84
224	E 11 6149 75 041 6 23 805	JUNIOR HIGH/TRS DISTRICT CONTRIBUTION/SPECIAL EDUCATION/ADMIN B	47.46
224	E 31 6119 00 041 6 23 805	JUNIOR HIGH/PROFESSIONAL PERSONNEL/SPECIAL EDUCATION/ADMIN B	7,045.00
224	E 31 6141 00 041 6 23 805	JUNIOR HIGH/FICA/SOCIAL SECURITY/MEDICARE/SPECIAL EDUCATION/	100.88
224	E 31 6146 00 041 6 23 805	JUNIOR HIGH/TRS/CARE/NEW MEMBER/SPECIAL EDUCATION/ADMIN BUDG	770.73
224	E 31 6148 00 041 6 23 805	JUNIOR HIGH/LIFE INSURANCE/SPECIAL EDUCATION/ADMIN BUDGETED	0.90
224	E 31 6149 00 041 6 23 805	JUNIOR HIGH/TRS DISTRICT CONTRIBUTION/SPECIAL EDUCATION/ADMIN B	52.84
224	-- ---- -- 041 --		15,393.64
101	WESTWOOD		
224	E 11 6119 75 101 6 23 805	WESTWOOD/PROFESSIONAL PERSONNEL/SPECIAL EDUCATION/ADMIN BUDG	5,416.84
224	E 11 6141 75 101 6 23 805	WESTWOOD/FICA/SOCIAL SECURITY/MEDICARE/SPECIAL EDUCATION/ADM	77.78
224	E 11 6146 75 101 6 23 805	WESTWOOD/TRS/CARE/NEW MEMBER/SPECIAL EDUCATION/ADMIN BUDGETE	587.61
224	E 11 6148 75 101 6 23 805	WESTWOOD/LIFE INSURANCE/SPECIAL EDUCATION/ADMIN BUDGETED PAY	0.84
224	E 11 6149 75 101 6 23 805	WESTWOOD/TRS DISTRICT CONTRIBUTION/SPECIAL EDUCATION/ADMIN B	40.64
224	E 31 6119 00 101 6 23 805	WESTWOOD/PROFESSIONAL PERSONNEL/SPECIAL EDUCATION/ADMIN BUDG	2,910.42
224	E 31 6141 00 101 6 23 805	WESTWOOD/FICA/SOCIAL SECURITY/MEDICARE/SPECIAL EDUCATION/ADM	28.42
224	E 31 6142 00 101 6 23 805	WESTWOOD/GROUP HEALTH INSURANCE/SPECIAL EDUCATION/ADMIN BUDG	147.50
224	E 31 6146 00 101 6 23 805	WESTWOOD/TRS/CARE/NEW MEMBER/SPECIAL EDUCATION/ADMIN BUDGETE	320.79
224	E 31 6148 00 101 6 23 805	WESTWOOD/LIFE INSURANCE/SPECIAL EDUCATION/ADMIN BUDGETED PAY	0.44
224	E 31 6149 00 101 6 23 805	WESTWOOD/TRS DISTRICT CONTRIBUTION/SPECIAL EDUCATION/ADMIN B	21.82
224	-- ---- -- 101 --		9,553.10
102	CLINE		
224	E 31 6119 00 102 6 23 805	CLINE/PROFESSIONAL PERSONNEL/SPECIAL EDUCATION/ADMIN BUDGETE	2,868.74
224	E 31 6141 00 102 6 23 805	CLINE/FICA/SOCIAL SECURITY/MEDICARE/SPECIAL EDUCATION/ADMIN	35.15
224	E 31 6142 00 102 6 23 805	CLINE/GROUP HEALTH INSURANCE/SPECIAL EDUCATION/ADMIN BUDGETE	147.50
224	E 31 6146 00 102 6 23 805	CLINE/TRS/CARE/NEW MEMBER/SPECIAL EDUCATION/ADMIN BUDGETED P	310.23
224	E 31 6148 00 102 6 23 805	CLINE/LIFE INSURANCE/SPECIAL EDUCATION/ADMIN BUDGETED PAYROL	0.44
224	E 31 6149 00 102 6 23 805	CLINE/TRS DISTRICT CONTRIBUTION/SPECIAL EDUCATION/ADMIN BUDG	21.52

Budget Code		Description	January 2025-26 Monthly Activity
102	CLINE		
224	-- ---- -- 102 --		3,383.58
103	BALES		
224	E 11 6112 75 103 6 23 805	BALES/SUBSTITUTE TEACHERS/SPECIAL EDUCATION/ADMIN BUDGETED P	97.35
224	E 11 6119 75 103 6 23 805	BALES/PROFESSIONAL PERSONNEL/SPECIAL EDUCATION/ADMIN BUDGETE	5,292.20
224	E 11 6141 75 103 6 23 805	BALES/FICA/SOCIAL SECURITY/MEDICARE/SPECIAL EDUCATION/ADMIN	78.13
224	E 11 6146 75 103 6 23 805	BALES/TRS/CARE/NEW MEMBER/SPECIAL EDUCATION/ADMIN BUDGETED P	566.79
224	E 11 6148 75 103 6 23 805	BALES/LIFE INSURANCE/SPECIAL EDUCATION/ADMIN BUDGETED PAYROL	0.84
224	E 11 6149 75 103 6 23 805	BALES/TRS DISTRICT CONTRIBUTION/SPECIAL EDUCATION/ADMIN BUDG	39.70
224	E 31 6119 00 103 6 23 805	BALES/PROFESSIONAL PERSONNEL/SPECIAL EDUCATION/ADMIN BUDGETE	3,226.52
224	E 31 6141 00 103 6 23 805	BALES/FICA/SOCIAL SECURITY/MEDICARE/SPECIAL EDUCATION/ADMIN	43.82
224	E 31 6146 00 103 6 23 805	BALES/TRS/CARE/NEW MEMBER/SPECIAL EDUCATION/ADMIN BUDGETED P	353.38
224	E 31 6148 00 103 6 23 805	BALES/LIFE INSURANCE/SPECIAL EDUCATION/ADMIN BUDGETED PAYROL	0.44
224	E 31 6149 00 103 6 23 805	BALES/TRS DISTRICT CONTRIBUTION/SPECIAL EDUCATION/ADMIN BUDG	24.20
224	-- ---- -- 103 --		9,723.37
104	WINDSONG		
224	E 31 6119 00 104 6 23 805	WINDSONG/PROFESSIONAL PERSONNEL/SPECIAL EDUCATION/ADMIN BUDG	3,023.52
224	E 31 6141 00 104 6 23 805	WINDSONG/FICA/SOCIAL SECURITY/MEDICARE/SPECIAL EDUCATION/ADM	40.60
224	E 31 6142 00 104 6 23 805	WINDSONG/GROUP HEALTH INSURANCE/SPECIAL EDUCATION/ADMIN BUDG	147.50
224	E 31 6146 00 104 6 23 805	WINDSONG/TRS/CARE/NEW MEMBER/SPECIAL EDUCATION/ADMIN BUDGETE	334.10
224	E 31 6148 00 104 6 23 805	WINDSONG/LIFE INSURANCE/SPECIAL EDUCATION/ADMIN BUDGETED PAY	0.44
224	E 31 6149 00 104 6 23 805	WINDSONG/TRS DISTRICT CONTRIBUTION/SPECIAL EDUCATION/ADMIN B	22.68
224	-- ---- -- 104 --		3,568.84
999	DISTRICT WIDE		
224	E 31 6118 00 999 6 23 805	DISTRICT WIDE/EXTRA DUTY PAY/STIPENDS/SPECIAL EDUCATION/ADMI	354.78
224	E 31 6119 00 999 6 23 805	DISTRICT WIDE/PROFESSIONAL PERSONNEL/SPECIAL EDUCATION/ADMIN	33,483.54
224	E 31 6141 00 999 6 23 805	DISTRICT WIDE/FICA/SOCIAL SECURITY/MEDICARE/SPECIAL EDUCATIO	440.84
224	E 31 6142 00 999 6 23 805	DISTRICT WIDE/GROUP HEALTH INSURANCE/SPECIAL EDUCATION/ADMIN	1,475.00
224	E 31 6146 00 999 6 23 805	DISTRICT WIDE/TRS/CARE/NEW MEMBER/SPECIAL EDUCATION/ADMIN BU	3,656.58
224	E 31 6148 00 999 6 23 805	DISTRICT WIDE/LIFE INSURANCE/SPECIAL EDUCATION/ADMIN BUDGETE	4.50
224	E 31 6149 00 999 6 23 805	DISTRICT WIDE/TRS DISTRICT CONTRIBUTION/SPECIAL EDUCATION/AD	253.80
224	-- ---- -- 999 --		39,669.04
101	WESTWOOD		
225	E 11 6122 00 101 6 33 805	WESTWOOD/PARA SUBSTITUTE/SPEC ED PRE-K/ADMIN BUDGETED PAYROL	255.00
225	E 11 6129 00 101 6 33 805	WESTWOOD/SUPPORT PERSONNEL/SPEC ED PRE-K/ADMIN BUDGETED PAYR	1,646.80
225	E 11 6141 00 101 6 33 805	WESTWOOD/FICA/SOCIAL SECURITY/MEDICARE/SPEC ED PRE-K/ADMIN B	27.22
225	E 11 6146 00 101 6 33 805	WESTWOOD/TRS/CARE/NEW MEMBER/SPEC ED PRE-K/ADMIN BUDGETED PA	189.38
225	E 11 6148 00 101 6 33 805	WESTWOOD/LIFE INSURANCE/SPEC ED PRE-K/ADMIN BUDGETED PAYROLL	0.90
225	E 11 6149 00 101 6 33 805	WESTWOOD/TRS DISTRICT CONTRIBUTION/SPEC ED PRE-K/ADMIN BUDGE	12.35
225	-- ---- -- 101 --		2,131.65

Budget Code		Description	January 2025-26 Monthly Activity
101	WESTWOOD		
240 E 35 6121 00 101 6 99 850	WESTWOOD/EXTRA DUTY PAY/OVERTIME/ALL OTHER (INCL. BAND)/CFO	11.17	
240 E 35 6129 00 101 6 99 805	WESTWOOD/SUPPORT PERSONNEL/ALL OTHER (INCL. BAND)/ADMIN BUDG	1,130.14	
240 E 35 6129 07 101 6 99 805	WESTWOOD/SUPPORT PERSONNEL/ALL OTHER (INCL. BAND)/ADMIN BUDG	589.46	
240 E 35 6141 00 101 6 99 805	WESTWOOD/FICA/SOCIAL SECURITY/MEDICARE/ALL OTHER (INCL. BAND)	13.03	
240 E 35 6141 00 101 6 99 850	WESTWOOD/FICA/SOCIAL SECURITY/MEDICARE/ALL OTHER (INCL. BAND)	0.13	
240 E 35 6141 07 101 6 99 805	WESTWOOD/FICA/SOCIAL SECURITY/MEDICARE/ALL OTHER (INCL. BAND)	7.63	
240 E 35 6142 00 101 6 99 805	WESTWOOD/GROUP HEALTH INSURANCE/ALL OTHER (INCL. BAND)/ADMIN	295.00	
240 E 35 6142 07 101 6 99 805	WESTWOOD/GROUP HEALTH INSURANCE/ALL OTHER (INCL. BAND)/ADMIN	82.60	
240 E 35 6146 00 101 6 99 805	WESTWOOD/TRS/CARE/NEW MEMBER/ALL OTHER (INCL. BAND)/ADMIN BU	88.25	
240 E 35 6146 00 101 6 99 850	WESTWOOD/TRS/CARE/NEW MEMBER/ALL OTHER (INCL. BAND)/CFO PAYR	0.87	
240 E 35 6146 07 101 6 99 805	WESTWOOD/TRS/CARE/NEW MEMBER/ALL OTHER (INCL. BAND)/ADMIN BU	46.02	
240 E 35 6148 00 101 6 99 805	WESTWOOD/LIFE INSURANCE/ALL OTHER (INCL. BAND)/ADMIN BUDGETE	0.90	
240 E 35 6148 07 101 6 99 805	WESTWOOD/LIFE INSURANCE/ALL OTHER (INCL. BAND)/ADMIN BUDGETE	0.26	
240 E 35 6149 00 101 6 99 805	WESTWOOD/TRS DISTRICT CONTRIBUTION/ALL OTHER (INCL. BAND)/AD	8.48	
240 E 35 6149 00 101 6 99 850	WESTWOOD/TRS DISTRICT CONTRIBUTION/ALL OTHER (INCL. BAND)/CF	0.08	
240 E 35 6149 07 101 6 99 805	WESTWOOD/TRS DISTRICT CONTRIBUTION/ALL OTHER (INCL. BAND)/AD	4.42	
240 -- ---- -- 101 --		2,278.44	
102	CLINE		
240 E 35 6129 07 102 6 99 805	CLINE/SUPPORT PERSONNEL/ALL OTHER (INCL. BAND)/ADMIN BUDGETE	553.89	
240 E 35 6141 07 102 6 99 805	CLINE/FICA/SOCIAL SECURITY/MEDICARE/ALL OTHER (INCL. BAND)/A	7.48	
240 E 35 6142 07 102 6 99 805	CLINE/GROUP HEALTH INSURANCE/ALL OTHER (INCL. BAND)/ADMIN BU	88.50	
240 E 35 6146 07 102 6 99 805	CLINE/TRS/CARE/NEW MEMBER/ALL OTHER (INCL. BAND)/ADMIN BUDGE	43.23	
240 E 35 6148 07 102 6 99 805	CLINE/LIFE INSURANCE/ALL OTHER (INCL. BAND)/ADMIN BUDGETED P	0.26	
240 E 35 6149 07 102 6 99 805	CLINE/TRS DISTRICT CONTRIBUTION/ALL OTHER (INCL. BAND)/ADMIN	4.16	
240 -- ---- -- 102 --		697.52	
103	BALES		
240 E 35 6129 07 103 6 99 805	BALES/SUPPORT PERSONNEL/ALL OTHER (INCL. BAND)/ADMIN BUDGETE	590.52	
240 E 35 6141 07 103 6 99 805	BALES/FICA/SOCIAL SECURITY/MEDICARE/ALL OTHER (INCL. BAND)/A	8.56	
240 E 35 6146 07 103 6 99 805	BALES/TRS/CARE/NEW MEMBER/ALL OTHER (INCL. BAND)/ADMIN BUDGE	46.10	
240 E 35 6148 07 103 6 99 805	BALES/LIFE INSURANCE/ALL OTHER (INCL. BAND)/ADMIN BUDGETED P	0.26	
240 E 35 6149 07 103 6 99 805	BALES/TRS DISTRICT CONTRIBUTION/ALL OTHER (INCL. BAND)/ADMIN	4.42	
240 -- ---- -- 103 --		649.86	
104	WINDSONG		
240 E 35 6129 07 104 6 99 805	WINDSONG/SUPPORT PERSONNEL/ALL OTHER (INCL. BAND)/ADMIN BUDG	649.68	
240 E 35 6141 07 104 6 99 805	WINDSONG/FICA/SOCIAL SECURITY/MEDICARE/ALL OTHER (INCL. BAND)	9.43	
240 E 35 6146 07 104 6 99 805	WINDSONG/TRS/CARE/NEW MEMBER/ALL OTHER (INCL. BAND)/ADMIN BU	50.72	
240 E 35 6148 07 104 6 99 805	WINDSONG/LIFE INSURANCE/ALL OTHER (INCL. BAND)/ADMIN BUDGETE	0.26	
240 E 35 6149 07 104 6 99 805	WINDSONG/TRS DISTRICT CONTRIBUTION/ALL OTHER (INCL. BAND)/AD	4.87	
240 -- ---- -- 104 --		714.96	
999	DISTRICT WIDE		
240 E 35 6119 00 999 6 99 805	DISTRICT WIDE/PROFESSIONAL PERSONNEL/ALL OTHER (INCL. BAND)/	5,108.08	
240 E 35 6141 00 999 6 99 805	DISTRICT WIDE/FICA/SOCIAL SECURITY/MEDICARE/ALL OTHER (INCL.	69.18	
240 E 35 6142 00 999 6 99 805	DISTRICT WIDE/GROUP HEALTH INSURANCE/ALL OTHER (INCL. BAND)/	295.00	

Budget Code		Description	January 2025-26 Monthly Activity
999		DISTRICT WIDE	
240 E 35 6146 00 999 6 99 805		DISTRICT WIDE/TRS/CARE/NEW MEMBER/ALL OTHER (INCL. BAND)/ADM	398.84
240 E 35 6148 00 999 6 99 805		DISTRICT WIDE/LIFE INSURANCE/ALL OTHER (INCL. BAND)/ADMIN BU	0.90
240 E 35 6149 00 999 6 99 805		DISTRICT WIDE/TRS DISTRICT CONTRIBUTION/ALL OTHER (INCL. BAN	38.32
			<hr/>
240 -- ---- -- 999 --			5,910.32
999		DISTRICT WIDE	
255 E 13 6118 00 999 6 11 850		DISTRICT WIDE/EXTRA DUTY PAY/STIPENDS/BASIC EDUCATION/CFO PA	333.30
255 E 13 6141 00 999 6 11 850		DISTRICT WIDE/FICA/SOCIAL SECURITY/MEDICARE/BASIC EDUCATION/	4.61
255 E 13 6146 00 999 6 11 850		DISTRICT WIDE/TRS/CARE/NEW MEMBER/BASIC EDUCATION/CFO PAYROL	36.13
255 E 13 6149 00 999 6 11 850		DISTRICT WIDE/TRS DISTRICT CONTRIBUTION/BASIC EDUCATION/CFO	2.52
			<hr/>
255 -- ---- -- 999 --			376.56
041		JUNIOR HIGH	
263 E 11 6129 00 041 6 25 805		JUNIOR HIGH/SUPPORT PERSONNEL/BILINGUAL & SPECIAL LANGUAGE/A	816.80
263 E 11 6141 00 041 6 25 805		JUNIOR HIGH/FICA/SOCIAL SECURITY/MEDICARE/BILINGUAL & SPECIA	11.84
263 E 11 6146 00 041 6 25 805		JUNIOR HIGH/TRS/CARE/NEW MEMBER/BILINGUAL & SPECIAL LANGUAGE	93.94
263 E 11 6148 00 041 6 25 805		JUNIOR HIGH/LIFE INSURANCE/BILINGUAL & SPECIAL LANGUAGE/ADMI	0.90
263 E 11 6149 00 041 6 25 805		JUNIOR HIGH/TRS DISTRICT CONTRIBUTION/BILINGUAL & SPECIAL LA	6.12
			<hr/>
263 -- ---- -- 041 --			929.60
751		FISCAL AGENT - SSA	
459 E 11 6118 00 751 6 23 816		FISCAL AGENT - SSA/EXTRA DUTY PAY/STIPENDS/SPECIAL EDUCATION	1,865.98
459 E 11 6119 00 751 6 23 816		FISCAL AGENT - SSA/PROFESSIONAL PERSONNEL/SPECIAL EDUCATION/	15,718.02
459 E 11 6129 00 751 6 23 816		FISCAL AGENT - SSA/SUPPORT PERSONNEL/SPECIAL EDUCATION/SPECI	21,752.97
459 E 11 6141 00 751 6 23 816		FISCAL AGENT - SSA/FICA/SOCIAL SECURITY/MEDICARE/SPECIAL EDU	540.81
459 E 11 6142 00 751 6 23 816		FISCAL AGENT - SSA/GROUP HEALTH INSURANCE/SPECIAL EDUCATION/	2,065.00
459 E 11 6146 00 751 6 23 816		FISCAL AGENT - SSA/TRS/CARE/NEW MEMBER/SPECIAL EDUCATION/SPE	1,675.35
459 E 11 6148 00 751 6 23 816		FISCAL AGENT - SSA/LIFE INSURANCE/SPECIAL EDUCATION/SPECIAL	11.25
459 E 11 6149 00 751 6 23 816		FISCAL AGENT - SSA/TRS DISTRICT CONTRIBUTION/SPECIAL EDUCATI	295.02
459 E 23 6119 00 751 6 23 816		FISCAL AGENT - SSA/PROFESSIONAL PERSONNEL/SPECIAL EDUCATION/	7,450.28
459 E 23 6141 00 751 6 23 816		FISCAL AGENT - SSA/FICA/SOCIAL SECURITY/MEDICARE/SPECIAL EDU	104.40
459 E 23 6142 00 751 6 23 816		FISCAL AGENT - SSA/GROUP HEALTH INSURANCE/SPECIAL EDUCATION/	295.00
459 E 23 6146 00 751 6 23 816		FISCAL AGENT - SSA/TRS/CARE/NEW MEMBER/SPECIAL EDUCATION/SPE	306.35
459 E 23 6148 00 751 6 23 816		FISCAL AGENT - SSA/LIFE INSURANCE/SPECIAL EDUCATION/SPECIAL	0.90
459 E 23 6149 00 751 6 23 816		FISCAL AGENT - SSA/TRS DISTRICT CONTRIBUTION/SPECIAL EDUCATI	55.88
			<hr/>
459 -- ---- -- 751 --			52,137.21
902		MAINTENANCE	
621 E 51 6118 00 902 0 99 805		MAINTENANCE/EXTRA DUTY PAY/STIPENDS/ALL OTHER (INCL. BAND)/A	231.15
621 E 51 6119 00 902 0 99 805		MAINTENANCE/PROFESSIONAL PERSONNEL/ALL OTHER (INCL. BAND)/AD	2,885.61
621 E 51 6141 00 902 0 99 805		MAINTENANCE/FICA/SOCIAL SECURITY/MEDICARE/ALL OTHER (INCL. B	45.19
621 E 51 6146 00 902 0 99 805		MAINTENANCE/TRS/CARE/NEW MEMBER/ALL OTHER (INCL. BAND)/ADMIN	62.34
621 E 51 6149 00 902 0 99 805		MAINTENANCE/TRS DISTRICT CONTRIBUTION/ALL OTHER (INCL. BAND)	23.38
			<hr/>
621 -- ---- -- 902 --			3,247.67

<u>Budget Code</u>	<u>Description</u>	<u>January 2025-26</u> <u>Monthly Activity</u>
001	HIGH SCHOOL	
741 E 35 6129 07 001 0 99 805	HIGH SCHOOL/SUPPORT PERSONNEL/ALL OTHER (INCL. BAND)/ADMIN B	686.28
741 E 35 6141 07 001 0 99 805	HIGH SCHOOL/FICA/SOCIAL SECURITY/MEDICARE/ALL OTHER (INCL. B	9.95
741 E 35 6146 07 001 0 99 805	HIGH SCHOOL/TRS/CARE/NEW MEMBER/ALL OTHER (INCL. BAND)/ADMIN	13.72
741 E 35 6148 07 001 0 99 805	HIGH SCHOOL/LIFE INSURANCE/ALL OTHER (INCL. BAND)/ADMIN BUDG	0.26
741 E 35 6149 07 001 0 99 805	HIGH SCHOOL/TRS DISTRICT CONTRIBUTION/ALL OTHER (INCL. BAND)	5.14
		<hr/>
741 -- ---- -- 001 --		715.35
041	JUNIOR HIGH	
741 E 35 6129 07 041 0 99 805	JUNIOR HIGH/SUPPORT PERSONNEL/ALL OTHER (INCL. BAND)/ADMIN B	589.46
741 E 35 6141 07 041 0 99 805	JUNIOR HIGH/FICA/SOCIAL SECURITY/MEDICARE/ALL OTHER (INCL. B	8.54
741 E 35 6146 07 041 0 99 805	JUNIOR HIGH/TRS/CARE/NEW MEMBER/ALL OTHER (INCL. BAND)/ADMIN	11.78
741 E 35 6148 07 041 0 99 805	JUNIOR HIGH/LIFE INSURANCE/ALL OTHER (INCL. BAND)/ADMIN BUDG	0.26
741 E 35 6149 07 041 0 99 805	JUNIOR HIGH/TRS DISTRICT CONTRIBUTION/ALL OTHER (INCL. BAND)	4.42
		<hr/>
741 -- ---- -- 041 --		614.46
<hr/>		
Grand Expense Totals		4,501,952.04

Number of Accounts: 1426

\*\*\*\*\* End of report \*\*\*\*\*

<u>Budget Code</u>	<u>Description</u>	<u>January 2025-26</u> <u>Monthly Activity</u>
198 -- ---- -- --		51,371.62
199 -- ---- -- --		4,277,689.05
211 -- ---- -- --		13,258.26
224 -- ---- -- --		89,229.51
225 -- ---- -- --		2,131.65
240 -- ---- -- --		10,251.10
255 -- ---- -- --		376.56
263 -- ---- -- --		929.60
459 -- ---- -- --		52,137.21
621 -- ---- -- --		3,247.67
741 -- ---- -- --		1,329.81
<hr/> Grand Expense Totals		4,501,952.04

Number of Accounts: 1426

\*\*\*\*\* End of report \*\*\*\*\*



Project	Original Budget	Current Budget	Expenditures	Encumbered	Remaining Balance	Redistribution of Funds
Friendswood High School Additions & Renovations	\$53,373,000.00	\$70,295,628.14	\$69,845,448.27	\$450,179.87	\$0.00	\$16,922,628.14
New Cline Elementary at West Ranch	\$44,606,500.00	\$41,424,084.17	\$41,424,084.17	\$0.00	\$0.00	-\$3,182,415.83
Windsong Elementary	\$4,555,000.00	\$5,466,289.08	\$5,466,289.08	\$0.00	\$0.00	\$911,289.08
Westwood Elementary	\$3,007,000.00	\$1,504,431.61	\$1,504,431.61	\$0.00	\$0.00	-\$1,502,568.39
Bales Intermediate	\$2,377,000.00	\$1,602,255.81	\$1,602,255.81	\$0.00	\$0.00	-\$774,744.19
District-Wide Priority Maintenance	\$16,456,500.00	\$6,790,211.98	\$4,145,183.57	\$273,363.80	\$2,371,664.61	-\$9,666,288.02
District-Wide Safety & Security	\$1,000,000.00	\$1,000,000.00	\$981,932.50	\$0.00	\$18,067.50	\$0.00
Land Reimbursement	\$1,900,000.00	\$1,900,000.00	\$1,900,000.00	\$0.00	\$0.00	\$0.00
District-Wide Technology	\$1,000,000.00	\$1,403,751.23	\$1,107,575.96	\$0.00	\$296,175.27	\$403,751.23
<b>Project Totals</b>	<b>\$128,275,000.00</b>	<b>\$131,386,652.02</b>	<b>\$127,977,200.97</b>	<b>\$723,543.67</b>	<b>\$2,685,907.38</b>	<b>\$3,111,652.02</b>
Funds received from bank & investment interest	\$0.00	\$5,975,548.01	\$0.00	\$0.00	\$5,975,548.01	\$0.00
eRate Proceeds	\$0.00	\$0.00	\$0.00	\$0.00	\$0.00	-\$477,698.47
Insurance Proceeds	\$0.00	\$0.00	\$0.00	\$0.00	\$0.00	-\$2,633,953.55
Innovative POD design	\$0.00	\$36,973.73	\$36,973.73	\$0.00	\$0.00	\$0.00
School bus	\$0.00	\$128,425.00	\$128,425.00	\$0.00	\$0.00	\$0.00
FISD project management	\$0.00	\$0.00	\$365,198.03	\$0.00	-\$365,198.03	\$0.00
<b>Miscellaneous Totals</b>	<b>\$0.00</b>	<b>\$6,140,946.74</b>	<b>\$530,596.76</b>	<b>\$0.00</b>	<b>\$5,610,349.98</b>	<b>-\$3,111,652.02</b>
<b>Revised Totals</b>	<b>\$128,275,000.00</b>	<b>\$137,527,598.76</b>	<b>\$128,507,797.73</b>	<b>\$723,543.67</b>	<b>\$8,296,257.36</b>	<b>\$0.00</b>



**NEW CLINE ELEMENTARY@ WEST RANCH**

Discipline	Description	Budget	Expenditures	Encumbered	Remaining Balance	Status
		<b>\$41,424,084.17</b>				<b>Complete</b>
Architect	Schematic Design, Design Development, Construction Documents, Bidding, Construction Administration	\$2,176,891.39	\$2,176,891.39	\$0.00	\$0.00	Complete
Code Inspections, Review	Code Inspections, Review	\$61,340.00	\$61,340.00	\$0.00	\$0.00	Complete
Commissioning	Third-Party Commissioning Services	\$213,424.90	\$213,424.90	\$0.00	\$0.00	Complete
Construction	Building Cost includes construction, and project management	\$36,317,363.56	\$36,317,363.56	\$0.00	\$0.00	Complete
FF&E	Furniture, fixtures, and equipment	\$2,279,991.58	\$2,279,991.58	\$0.00	\$0.00	Complete
Geotechnical	Geotechnical Engineering Study, Field Exploration, Laboratory Testing, Analyses and Reporting, Environmental Phase I Environmental Site Assessment, Historical Data Review, Interviews, Site Recon, Phase I Report	\$162,395.50	\$162,395.50	\$0.00	\$0.00	Complete
Inspections	Roof	\$30,000.00	\$30,000.00	\$0.00	\$0.00	Complete
Land Survey	Standard land survey	\$9,700.00	\$9,700.00	\$0.00	\$0.00	Complete
Project Management	Heery - Project Management	\$133,349.51	\$133,349.51	\$0.00	\$0.00	Complete
Traffic Study	Traffic Impact Analysis, Traffic Management Plan, Meetings and Hearings	\$19,500.00	\$19,500.00	\$0.00	\$0.00	Complete
Reimbursables	Flow Test, Mileage/Travel, Permits, Printing, Plan Reviews	\$20,127.73	\$20,127.73	\$0.00	\$0.00	Complete
		<b>\$41,424,084.17</b>	<b>\$41,424,084.17</b>	<b>\$0.00</b>	<b>\$0.00</b>	

**FRIENDSWOOD HIGH SCHOOL ADDITIONS & RENOVATIONS**

Discipline	Description	Budget	Expenditures	Encumbered	Remaining Balance	Status
		<b>\$70,295,628.14</b>				<b>In progress</b>
Land Survey	Boundary, Topographic, Post Demo Topographic, Utility Mapping, Subdivision Re-Plat	\$96,124.00	\$96,124.00	\$0.00	\$0.00	Complete
Architect	Schematic Design, Design Development, Construction Documents, Bidding, Construction Administration	\$3,382,062.48	\$3,375,298.35	\$6,764.13	\$0.00	In progress
Code Inspections, Review	Code Inspections, Review	\$94,575.00	\$94,575.00	\$0.00	\$0.00	Complete
Commissioning	Third-Party Commissioning Services	\$188,600.00	\$188,600.00	\$0.00	\$0.00	Complete
Construction	Building Cost includes construction, FF&E, and project management	\$64,413,455.17	\$63,970,727.93	\$442,727.24	\$0.00	In progress
Construction	Weightroom floor leveling	\$38,635.80	\$38,635.80	\$0.00	\$0.00	Complete
Contracted services	Relocation of acoustical wall panels	\$19,546.66	\$19,546.66	\$0.00	\$0.00	Complete
FF&E	Furniture, fixtures, and equipment	\$828,351.47	\$828,351.47	\$0.00	\$0.00	Complete
Geotechnical	Geotechnical Engineering Study, Field Exploration, Laboratory Testing, Analyses and Reporting, Environmental Phase I Environmental Site Assessment, Historical Data Review, Interviews, Site Recon, Phase I Report	\$265,842.75	\$265,842.75	\$0.00	\$0.00	Complete
Inspections/Testing	Asbestos sampling, plans & technical support	\$151,759.84	\$151,759.84	\$0.00	\$0.00	Complete
Miscellaneous	AT&T easement fee, install/reinstall equipment, instrument cleaning	\$20,072.94	\$20,072.94	\$0.00	\$0.00	Complete
Project Management/QAQC	Heery - Project Management/QAQC	\$731,882.19	\$731,193.69	\$688.50	\$0.00	In progress
Rentals	Storage container, tent for weight room	\$39,688.00	\$39,688.00	\$0.00	\$0.00	Complete
Reimbursables	Flow Test, Mileage/Travel, Permits, Printing, Plan Reviews	\$25,031.84	\$25,031.84	\$0.00	\$0.00	Complete
		<b>\$70,295,628.14</b>	<b>\$69,845,448.27</b>	<b>\$450,179.87</b>	<b>\$0.00</b>	

<b>DISTRICT WIDE - TECHNOLOGY</b>						
Discipline	Description	Budget	Expenditures	Encumbered	Remaining Balance	Status
		<b>\$1,403,751.23</b>				<b>In progress</b>
District-Wide Wireless Access Points	Upgrade Wireless Access Points	\$301,353.15	\$230,597.13	\$0.00	\$70,756.02	Complete
Phone System	Phone System	\$250,000.00	\$0.00	\$0.00	\$250,000.00	
Classroom Instructional Technology Upgrades	Classroom Instructional Technology Upgrades	\$66,000.00	\$258,980.02	\$0.00	-\$192,980.02	Complete
Environmental Monitoring Upgrade	Environmental Monitoring Upgrade	\$11,000.00	\$11,246.52	\$0.00	-\$246.52	Complete
Storage Array	Student and staff drives, back ups of systems	\$100,000.00	\$127,204.41	\$0.00	-\$27,204.41	Complete
Virtual Machines (VM)	Virtual Machines (VM)	\$38,500.00	\$0.00	\$0.00	\$38,500.00	
Fiber	Upgrade fiber between WW and BA OM1 to OM 3	\$10,000.00	\$0.00	\$0.00	\$10,000.00	
Fiber	Upgrade fiber to closets HS OM1 to OM3	\$17,000.00	\$7,974.43	\$0.00	\$9,025.57	Complete
Fiber	Upgrade fiber JH OM4	\$0.00	\$6,497.08	\$0.00	-\$6,497.08	Complete
Fiber	Upgrades at FJH and FHS	\$0.00	\$3,606.00	\$0.00	-\$3,606.00	Complete
Distribution Frame	IDF Switches	\$142,500.00	\$0.00	\$0.00	\$142,500.00	
Core Switches	Core Network Switches	\$467,398.08	\$461,470.37	\$0.00	\$5,927.71	Complete
		<b>Totals</b>	<b>\$1,403,751.23</b>	<b>\$1,107,575.96</b>	<b>\$0.00</b>	<b>\$296,175.27</b>
<b>DISTRICT-WIDE SAFETY &amp; SECURITY IMPROVEMENTS</b>						
Discipline	Description	Budget	Expenditures	Encumbered	Remaining Balance	Status
		<b>\$1,000,000.00</b>				<b>In progress</b>
Safety/Security	District-Wide Security Projects	\$18,067.50	\$0.00	\$0.00	\$18,067.50	
Civil	Administration Building Security Vestibule	\$0.00	\$0.00	\$0.00	\$0.00	Complete
Technology	Camera access with FPD	\$24,600.00	\$24,600.00	\$0.00	\$0.00	Complete
Technology	Camera system replacement for transportation yellow fleet	\$162,714.70	\$162,714.70	\$0.00	\$0.00	Complete
Technology	Hard wire external door security at Annex	\$22,957.39	\$22,957.39	\$0.00	\$0.00	Complete
Technology	Upgrade door security at Annex Cheer Gym	\$6,349.94	\$6,349.94	\$0.00	\$0.00	Complete
Civil	JH Security Vestibule	\$123,637.56	\$123,637.56	\$0.00	\$0.00	Complete
Architect/Engineering	JH Security Vestibule - Planning and Design	\$7,418.25	\$7,418.25	\$0.00	\$0.00	Complete
Technology	JH PA system	\$34,030.00	\$34,030.00	\$0.00	\$0.00	Complete
Maintenance	JH door hardware upgrades	\$13,165.00	\$13,165.00	\$0.00	\$0.00	Complete
Maintenance	WS door hardware upgrades	\$28,198.00	\$28,198.00	\$0.00	\$0.00	Complete
Technology	WW PA system	\$35,736.00	\$35,736.00	\$0.00	\$0.00	Complete
Technology	FISD TEC Annex door security	\$17,197.04	\$17,197.04	\$0.00	\$0.00	Complete
Technology	District-Wide camera upgrades	\$135,102.62	\$135,102.62	\$0.00	\$0.00	Complete
Technology	Centegix by FiveStones	\$370,826.00	\$370,826.00	\$0.00	\$0.00	Complete
		<b>Totals</b>	<b>\$981,932.50</b>	<b>\$0.00</b>	<b>\$18,067.50</b>	

DISTRICT-WIDE PRIORITY MAINTENANCE						
Discipline	Description	Budget	Expenditures	Encumbered	Remaining Balance	Status
		\$6,790,211.98				In progress
	District-Wide Priority Maintenance	\$2,372,042.40	\$377.79	\$0.00	\$2,371,664.61	
Architect/Engineering	FHS HVAC replacements	\$65,376.24	\$56,921.09	\$8,455.15	\$0.00	In progress
Architect/Engineering	Bales HVAC replacements	\$19,023.76	\$16,751.62	\$2,272.14	\$0.00	In progress
Architect/Engineering	FISD Administration building elevation survey and preliminary assessment	\$9,700.00	\$9,700.00	\$0.00	\$0.00	Complete
Architect/Engineering	FHS & FISD Administration building foundation	\$132,200.00	\$52,000.00	\$80,200.00	\$0.00	In progress
Architect/Engineering	FHS, Windsong, Annex mechanical equipment replacement	\$195,000.00	\$117,000.00	\$78,000.00	\$0.00	In progress
Commissioning	FHS HVAC Third-Party Commissioning Services	\$30,775.00	\$17,646.79	\$13,128.21	\$0.00	In progress
Commissioning	Bales Third-Party Commissioning Services	\$15,775.00	\$12,500.00	\$3,275.00	\$0.00	In progress
Construction	WS roof layover	\$646,856.52	\$646,856.52	\$0.00	\$0.00	Complete
Construction	FHS concrete repair	\$5,945.67	\$5,945.67	\$0.00	\$0.00	Complete
Construction	Mechanic Shop/Annex concrete repair	\$17,800.35	\$17,800.35	\$0.00	\$0.00	Complete
Construction	Mechanic Shop roof replacement	\$70,791.77	\$70,791.77	\$0.00	\$0.00	Complete
Engineering	Round building foundation repair	\$103,087.79	\$103,087.79	\$0.00	\$0.00	Complete
Engineering	FHS & FISD Administration building foundation	\$46,800.00	\$26,266.70	\$20,533.30	\$0.00	In progress
Electrical	Windsong parking lot lights	\$9,250.00	\$9,250.00	\$0.00	\$0.00	Complete
Electrical	FHS Simplex & Fire System for Batting Cages	\$36,300.00	\$36,300.00	\$0.00	\$0.00	Complete
Electrical	FJH exterior wall pack and LED header replacements	\$19,200.00	\$19,200.00	\$0.00	\$0.00	Complete
Mechanical	FHS HVAC replacements	\$1,333,500.00	\$1,278,500.00	\$55,000.00	\$0.00	In progress
Mechanical	Bales HVAC replacements	\$372,000.00	\$372,000.00	\$0.00	\$0.00	Complete
Mechanical	FISD TEC Annex HVAC	\$180,242.97	\$180,242.97	\$0.00	\$0.00	Complete
Mechanical	FISD Administration RTU	\$19,605.00	\$19,605.00	\$0.00	\$0.00	Complete
Mechanical	FHS Wranglerette dressing room FCU	\$27,039.00	\$27,039.00	\$0.00	\$0.00	Complete
Mechanical	FHS Vocational building 50-ton chiller	\$130,349.00	\$130,349.00	\$0.00	\$0.00	Complete
Mechanical	FHS & Bales temporary AC	\$9,370.02	\$9,370.02	\$0.00	\$0.00	Complete
Mechanical	FHS supply fan repair	\$10,959.60	\$10,959.60	\$0.00	\$0.00	Complete
Mechanical	FHS roof top unit in athletics officer	\$40,990.00	\$40,990.00	\$0.00	\$0.00	Complete
Mechanical	Bales chill water coil replacement - AHU #8	\$49,599.25	\$49,599.25	\$0.00	\$0.00	Complete
Mechanical	FJH chiller EXV and cable repair	\$27,546.15	\$27,546.15	\$0.00	\$0.00	Complete
Mechanical	FJH 400-ton chiller rental	\$49,900.00	\$49,900.00	\$0.00	\$0.00	Complete
Mechanical	FJH chiller coil replacement	\$342,939.34	\$342,939.34	\$0.00	\$0.00	Complete
Mechanical	WS hot water heater	\$27,373.29	\$27,373.29	\$0.00	\$0.00	Complete
Project Management	Heery - Project Management	\$33,840.81	\$33,840.81	\$0.00	\$0.00	Complete
Plumbing	FHS 10' water line service install	\$11,052.04	\$11,052.04	\$0.00	\$0.00	Complete
Plumbing	FHS gas line replacement	\$250,000.00	\$237,500.00	\$12,500.00	\$0.00	In progress
Safety	FHS baseball and softball batting cage doors	\$11,815.00	\$11,815.00	\$0.00	\$0.00	Complete
Safety	WS fire panel and smoke detectors	\$51,366.01	\$51,366.01	\$0.00	\$0.00	Complete
Survey	FHS topographic survey	\$6,800.00	\$6,800.00	\$0.00	\$0.00	Complete
Survey	Administration Building topographic survey	\$8,000.00	\$8,000.00	\$0.00	\$0.00	Complete
	Totals	\$6,790,211.98	\$4,145,183.57	\$273,363.80	\$2,371,664.61	
WESTWOOD ELEMENTARY CLASSROOM ADDITIONS						
Discipline	Description	Budget	Expenditures	Encumbered	Remaining Balance	Status
		\$1,504,431.61				Complete
Architect	Schematic Design, Design Development, Construction Documents, Bidding, Construction Administration	\$80,484.15	\$80,484.15	\$0.00	\$0.00	Complete
Code Inspections, Review	Code Inspections, Review	\$1,275.00	\$1,275.00	\$0.00	\$0.00	Complete
Commissioning	Third-Party Commissioning Services	\$63,655.62	\$63,655.62	\$0.00	\$0.00	Complete
Construction	Building Cost includes construction and project management	\$1,347,582.94	\$1,347,582.94	\$0.00	\$0.00	Complete
Inspections/Testing	Asbestos sampling	\$4,970.00	\$4,970.00	\$0.00	\$0.00	Complete
Project Management	Heery - Project Management	\$6,226.71	\$6,226.71	\$0.00	\$0.00	Complete
Reimbursables	Mileage/Travel, Permits, Printing, Plan Reviews	\$237.19	\$237.19	\$0.00	\$0.00	Complete
	Totals	\$1,504,431.61	\$1,504,431.61	\$0.00	\$0.00	

BALES INTERMEDIATE CLASSROOM ADDITIONS						
Discipline	Description	Budget	Expenditures	Encumbered	Remaining Balance	Status
		\$1,602,255.81				Complete
Architect	Schematic Design, Design Development, Construction Documents, Bidding, Construction Administration	\$86,219.72	\$86,219.72	\$0.00	\$0.00	Complete
Code Inspections, Review	Code Inspections, Review	\$1,275.00	\$1,275.00	\$0.00	\$0.00	Complete
Commissioning	Third-Party Commissioning Services	\$72,586.48	\$72,586.48	\$0.00	\$0.00	Complete
Construction	Building Cost includes construction and project management	\$1,436,995.41	\$1,436,995.41	\$0.00	\$0.00	Complete
Project Management	Heery - Project Management	\$4,873.07	\$4,873.07	\$0.00	\$0.00	Complete
Reimbursables	Mileage/Travel, Permits, Printing, Plan Reviews	\$306.13	\$306.13	\$0.00	\$0.00	Complete
	Totals	\$1,602,255.81	\$1,602,255.81	\$0.00	\$0.00	
WINDSONG INTERMEDIATE CLASSROOM ADDITIONS						
Discipline	Description	Budget	Expenditures	Encumbered	Remaining Balance	Status
		\$5,466,289.08				Complete
Architect	Schematic Design, Design Development, Construction Documents, Bidding, Construction Administration	\$292,782.27	\$292,782.27	\$0.00	\$0.00	Complete
Code Inspections, Review	Code Inspections, Review	\$1,675.00	\$1,675.00	\$0.00	\$0.00	Complete
Commissioning	Third-Party Commissioning Services	\$111,694.40	\$111,694.40	\$0.00	\$0.00	Complete
Construction	Building Cost includes construction and project management	\$4,891,626.49	\$4,891,626.49	\$0.00	\$0.00	Complete
FF&E	Furniture, fixtures, and equipment	\$77,258.90	\$77,258.90	\$0.00	\$0.00	Complete
Geotechnical	Geotechnical Engineering Study, Field Exploration, Laboratory Testing, Analyses and Reporting, Environmental Phase I Environmental Site Assessment, Historical Data Review, Interviews, Site Recon, Phase I Report	\$40,216.00	\$40,216.00	\$0.00	\$0.00	Complete
Inspections	Roof	\$4,000.00	\$4,000.00	\$0.00	\$0.00	Complete
Project Management	Heery - Project Management	\$9,204.71	\$9,204.71	\$0.00	\$0.00	Complete
Reimbursables	Mileage/Travel, Permits, Printing, Plan Reviews	\$6,531.31	\$6,531.31	\$0.00	\$0.00	Complete
Surveying Services	Boundary Verification Survey, Topographic Survey, and Utility Location Mapping	\$23,800.00	\$23,800.00	\$0.00	\$0.00	Complete
Traffic Study	Traffic Impact Analysis, Traffic Management Plan, Meetings and Hearings	\$7,500.00	\$7,500.00	\$0.00	\$0.00	Complete
	Totals	\$5,466,289.08	\$5,466,289.08	\$0.00	\$0.00	
LAND REIMBURSEMENT						
Discipline	Description	Budget	Expenditures	Encumbered	Remaining Balance	Status
		\$1,900,000.00				Complete
	Property Purchase Reimbursement	\$1,900,000.00	\$1,900,000.00	\$0.00	\$0.00	Complete
	Totals	\$1,900,000.00	\$1,900,000.00	\$0.00	\$0.00	
PROJECT MANAGEMENT						
Discipline	Description	Budget	Expenditures	Encumbered	Remaining Balance	Status
						In progress
	Project Management - Budgeted into the cost of each construction project		\$365,198.03	\$0.00	-\$365,198.03	In progress
	Totals	\$0.00	\$365,198.03	\$0.00	-\$365,198.03	
UNBUDGETED FUNDS						
Discipline	Description	Budget	Expenditures	Encumbered	Remaining Balance	Status
		\$5,975,548.01			\$5,975,548.01	
	Funds received from bank and investment interest	\$5,975,548.01			\$5,975,548.01	
	Innovative POD design	\$36,973.73	\$36,973.73	\$0.00	\$0.00	Complete
	School bus	\$128,425.00	\$128,425.00	\$0.00	\$0.00	Complete
	Totals	\$6,140,946.74	\$165,398.73	\$0.00	\$5,975,548.01	
	<b>Total Bond Projects</b>	<b>\$137,527,598.76</b>	<b>\$128,507,797.73</b>	<b>\$723,543.67</b>	<b>\$8,296,257.36</b>	

# FRIENDSWOOD I. S. D.

## Tax Assessor-Collector Report

### JANUARY 2026

(Original Signed Notarized Report Available in the Tax Office)

Tax Year	Beginning Balance	Year To Date Adjustments	Collections Prior Months	Collections this Month	Year To Date Collections	Balance Due
2005	81.04	0.00	0.00	0.00	0.00	81.04
2006	717.79	0.00	0.00	0.00	0.00	717.79
2007	363.07	0.00	0.00	0.00	0.00	363.07
2008	1,401.19	0.00	0.00	0.00	0.00	1,401.19
2009	1,354.78	0.00	0.00	0.00	0.00	1,354.78
2010	2,417.51	0.00	0.00	0.00	0.00	2,417.51
2011	4,149.14	0.00	0.00	0.00	0.00	4,149.14
2012	4,147.16	0.00	0.00	0.00	0.00	4,147.16
2013	4,055.63	0.00	0.00	0.00	0.00	4,055.63
2014	4,094.51	0.00	100.58	0.00	100.58	3,993.93
2015	3,852.29	0.00	59.25	0.00	59.25	3,793.04
2016	6,243.62	0.00	47.19	0.00	47.19	6,196.43
2017	9,085.02	0.00	32.84	0.00	32.84	9,052.18
2018	11,661.55	0.00	49.25	0.00	49.25	11,612.30
2019	17,866.52	0.00	51.58	0.00	51.58	17,814.94
2020	24,891.87	280.48	258.87	2.22	261.09	24,911.26
2021	35,222.08	151.96	2,035.33	385.96	2,421.29	32,952.75
2022	51,328.69	3,663.70	5,199.75	733.39	5,933.14	49,059.25
2023	88,380.60	3,699.15	22,440.55	2,689.89	25,130.44	66,949.31
2024	386,288.71	8,347.72	175,123.73	7,138.58	182,262.31	212,374.12
<b>Delq. --&gt;</b>	<b>657,602.77</b>	<b>16,143.01</b>	<b>205,398.92</b>	<b>10,950.04</b>	<b>216,348.96</b>	<b>457,396.82</b>
<b>Cur. 2025--&gt;</b>	<b>41,081,719.85</b>	<b>1,942,579.71</b>	<b>23,305,770.69</b>	<b>11,274,791.90</b>	<b>34,580,562.59</b>	<b>8,443,736.97</b>
	<b>41,739,322.62</b>	<b>1,958,722.72</b>	<b>23,511,169.61</b>	<b>11,285,741.94</b>	<b>34,796,911.55</b>	<b>8,901,133.79</b>
		<b>Penalty and Interest:</b>	43,094.75	2,697.73	45,792.48	
		<b>TOTAL COLLECTED:</b>	<b>23,554,264.36</b>	<b>11,288,439.67</b>	<b>34,842,704.03</b>	

Y-T-D Attorney Fees: 44,135.73

General Fund Transfer:	\$ 26,425,099.21
Debt Service Fund Transfer:	\$ 8,165,087.59
General Fund Refunds:	\$191,586.98
Debt Service Refunds:	\$60,930.25
<b>Total Taxes Collected:</b>	<b>\$34,842,704.03</b>
Ag Rollback M&O Collected:	\$29,503.55
Ag Rollback I&S Collected:	\$0.00
<b>TOTAL TRANSFERRED:</b>	<b>\$34,872,207.58</b>

	<u>2025</u>	<u>2024</u>
Ratio of Total Collected to Budget:	\$ 41,176,552    84.62%	83.20%
Ratio of Current Collected to Adjusted Levy:	\$ 42,376,953    81.60%	83.18%
Ratio of Total Collected to Adjusted Levy:	\$ 42,376,953    82.22%	83.73%

1/31/2026

---

Robyn A. Tilitzki, RTA

---

Notary Public in and for the State of Texas

**FRIENDSWOOD I. S. D.**  
**Tax Assessor-Collector Report**  
**Jan-26**

**2025 FISD Agricultural Rollbacks**

<u>Account #</u>	<u>Taxpayer</u>	<u>Paid by:</u>	<u>Original Rollback</u>	<u>Additional P&amp;I</u>	<u>Att. Fees</u>	<u>Total</u>
------------------	-----------------	-----------------	--------------------------	---------------------------	------------------	--------------

**2025 Refunds**

<u>Year</u>	<u>Count</u>	<u>Refund Issued</u>
2020	1	35.78
2021	1	4,506.33
2022	2	69.42
2023	21	18,286.79
2024	61	124,795.19
2025	44	59,886.52
	<u>129</u>	<u>207,580.03</u>

# of Refunds:

YTD TOTAL

**2025 Overpayments/Duplicate Payments for Month**

<u>Acct. #</u>	<u>Refunded To:</u>	<u>Base</u>	<u>P&amp;I</u>	<u>Attorney Fees</u>	<u>Total</u>
377203	RMG LEASING LP			\$	4,120.00
740015	JOHN VICTOR			\$	7,933.78
168903	KYLE HATFIELD			\$	3,490.53
168936	ROBERT KRATSCHMER			\$	3,562.00
610584	TODD HUDSON			\$	4,482.11
<b>TOTAL REFUNDS \$2500 OR GREATER:</b>					<u><u>\$ 23,588.42</u></u>

**Friendswood ISD Food Services  
Financial Statement  
Year to Date \*  
9/1/24 to 1/31/25**

**Friendswood ISD Food Services  
Financial Statement  
Year to Date  
9/1/25 to 1/31/26**

<b>Revenue</b>	
Sales	\$1,348,497
Reimbursements	\$91,707
School Lunch Matching	\$0
Transfers In	\$0
<b>TOTAL REVENUE</b>	<b>\$1,440,204</b>
<b>Expenses</b>	
ARAMARK Invoice (Meal Rate)	\$1,270,290
Commodity Credit	-\$31,167
<b>TOTAL</b>	<b>\$1,239,123</b>
<b>SUPPORT PERSONNEL</b>	
District Hourly	\$59,346
<b>TOTAL SUPPORT PERSONNEL</b>	<b>\$59,346</b>
<b>DISTRICT EXPENSES</b>	
Equipment Repair	\$6,269
Equipment Purchase	\$215,455
Supplies	\$7,514
Travel & Misc. Exp.	\$1,008
<b>TOTAL DISTRICT EXPENSES</b>	<b>\$230,245</b>
<b>OPERATING SUBTOTAL</b>	<b>\$1,528,713</b>
<b>DISTRICT DEFICIT</b>	<b>-\$88,510</b>

<b>Revenue</b>	
Sales	\$1,555,916
Reimbursements	\$86,560
School Lunch Matching	\$321
Transfers In	\$0
<b>TOTAL REVENUE</b>	<b>\$1,642,798</b>
<b>Expenses</b>	
ARAMARK Invoice (Meal Rate)	\$1,235,168
Commodity Credit	-\$37,612
<b>TOTAL</b>	<b>\$1,197,555</b>
<b>SUPPORT PERSONNEL</b>	
District Hourly	\$57,859
<b>TOTAL SUPPORT PERSONNEL</b>	<b>\$57,859</b>
<b>DISTRICT EXPENSES</b>	
Equipment Repair	\$6,517
Equipment Purchase	\$56,313
Supplies	\$13,747
Travel & Misc. Exp.	\$3,616
<b>TOTAL DISTRICT EXPENSES</b>	<b>\$80,194</b>
<b>OPERATING SUBTOTAL</b>	<b>\$1,335,608</b>
<b>DISTRICT SURPLUS</b>	<b>\$307,190</b>

<b>VENDING</b>	
Revenue	\$69,088
ARAMARK Invoice (Meal Rate)	\$60,435
Supplies	\$0.00
Transfers Out	\$0
<b>TOTAL EXPENSES</b>	<b>\$60,435</b>
<b>NET PROFIT</b>	<b>\$8,654</b>

<b>VENDING</b>	
Revenue	\$79,971
ARAMARK Invoice (Meal Rate)	\$56,712
Supplies	\$0
Transfers Out	\$0
<b>TOTAL EXPENSES</b>	<b>\$56,712</b>
<b>NET PROFIT</b>	<b>\$23,259</b>

Total Days

84

Total Days

86

\* Updated to reflect corrected amounts

Account Number	Description	2025-26 Budget	2025-26 Expenditures	2025-26 Balance	2025-26 %	2024-25 Budget	2024-25 Expenditures	2024-25 Balance	2024-25 %
198 E 61	COMMUNITY SERVICES	326,082.33	164,848.60	161,233.73	50.55	325,557.83	163,763.29	161,794.54	25.17
199 E 11	INSTRUCTION	37,207,483.73	15,094,098.50	22,113,385.23	40.57	34,447,224.75	14,260,421.09	20,186,803.66	41.43
199 E 12	INST. RESOURCES & MEDIA SVCS	706,458.03	307,295.68	399,162.35	43.50	665,247.50	275,976.11	389,271.39	38.89
199 E 13	CURRICULUM DEV.& INST.STF DE	1,401,795.46	608,990.32	792,805.14	43.44	1,278,838.43	525,449.07	753,389.36	41.46
199 E 21	INSTRUCTIONAL LEADERSHIP	1,440,943.55	646,979.95	793,963.60	44.90	1,192,823.14	515,183.44	677,639.70	40.46
199 E 23	SCHOOL LEADERSHIP	3,357,273.64	1,409,372.93	1,947,900.71	41.98	3,202,038.06	1,335,153.67	1,866,884.39	41.03
199 E 31	GUIDANCE & COUNSELING	2,542,631.80	1,075,354.70	1,467,277.10	42.29	2,603,239.17	1,105,935.65	1,497,303.52	42.50
199 E 33	HEALTH SERVICES	711,038.28	295,250.99	415,787.29	41.52	680,567.21	287,100.91	393,466.30	41.25
199 E 34	PUPIL TRANSPORTATION	2,597,244.20	996,042.95	1,601,201.25	38.35	2,564,739.27	954,014.23	1,610,725.04	40.53
199 E 35	FOOD SERVICES	1,850.00	1,996.53	-146.53	107.92	1,850.00	1,760.91	89.09	17.88
199 E 36	COCURR./EXTRACURR.ACTIVITIES	2,606,690.60	1,159,026.21	1,447,664.39	44.46	2,458,864.63	1,199,184.23	1,259,680.40	48.42
199 E 41	GENERAL ADMINISTRATION	2,905,659.60	1,246,230.36	1,659,429.24	42.89	2,589,425.89	1,089,318.00	1,500,107.89	39.90
199 E 51	PLANT MAINTENANCE & OPERATIO	7,516,297.44	3,523,416.52	3,992,880.92	46.88	7,508,885.87	3,452,988.75	4,055,897.12	44.79
199 E 52	SECURITY & MONITORING SERVIC	1,155,893.55	481,750.85	674,142.70	41.68	662,986.84	315,844.95	347,141.89	42.25
199 E 53	DATA PROCESSING SERVICES	1,584,038.79	870,584.44	713,454.35	54.96	1,450,424.88	745,822.26	704,602.62	50.87
199 E 61	COMMUNITY SERVICES	44,175.00	20,839.37	23,335.63	47.17	47,575.00	25,030.48	22,544.52	54.36
199 E 71	DEBT SERVICES	857,402.00	21,016.53	836,385.47	2.45	286,427.00	23,354.10	263,072.90	7.76
199 E 93	PAYMENTS TO FISCAL AGENTS\MB	66,000.00	19,499.47	46,500.53	29.54	72,000.00	17,974.11	54,025.89	66.57
199 E 95	PYMTS.TO JJAEP PROGRAMS	5,000.00	0.00	5,000.00	0.00	5,000.00	0.00	5,000.00	0.00
199 E 99	OTHER INTERGOVERNMENTAL CHAR	450,000.00	111,612.64	338,387.36	24.80	435,600.00	107,986.66	327,613.34	24.73
<b>Grand Expense Totals</b>		<b>67,483,958.00</b>	<b>28,054,207.54</b>	<b>39,429,750.46</b>	<b>41.57</b>	<b>62,479,315.47</b>	<b>26,402,261.91</b>	<b>36,077,053.56</b>	<b>41.78</b>

Number of Accounts: 3392

\*\*\*\*\* End of report \*\*\*\*\*

Account Number	Description	2025-26 Budget	2025-26 Revenue	2025-26 Balance	2025-26 %	2024-25 Budget	2024-25 Revenue	2024-25 Balance	2024-25 %
198 R 00 5755 AC	ENTERPRISE ATHLETIC CAMPS	150,000.00	0.00	150,000.00	0.00	150,000.00	4,740.00	145,260.00	3.16
198 R 00 5755 FS	ENTERPRISE FALL SESSION	55,000.00	174,752.00	-119,752.00	317.73	55,000.00	175,533.00	-120,533.00	319.15
198 R 00 5755 SP	ENTERPRISE SPRING SESSION	52,000.00	74,170.00	-22,170.00	142.63	52,000.00	71,435.00	-19,435.00	137.38
198 R 00 5755 SS	ENTERPRISE SUMMER SESSION	100,000.00	0.00	100,000.00	0.00	100,000.00	0.00	100,000.00	0.00
199 R 00 5711 00	TAXES .	31,175,413.00	26,331,433.23	4,843,979.77	84.46	34,061,871.00	28,275,221.29	5,786,649.71	83.01
199 R 00 5712 00	TAXES PRIOR .	150,000.00	59,155.62	90,844.38	39.44	150,000.00	-593.12	150,593.12	-0.40
199 R 00 5719 00	P&I .	150,000.00	64,013.91	85,986.09	42.68	150,000.00	33,157.08	116,842.92	22.10
199 R 00 5722 IN	SSA REV FR M INDIRECT COSTS	0.00	8,902.32	-8,902.32	0.00	0.00	0.00	0.00	0.00
199 R 00 5739 00	TUITION .	0.00	0.00	0.00	0.00	34,830.00	19,350.00	15,480.00	55.56
199 R 00 5742 00	INT. .	675,678.00	246,124.79	429,553.21	36.43	658,250.00	280,952.46	377,297.54	42.68
199 R 00 5742 BI	INT. BANK INTEREST	499,065.00	198,872.37	300,192.63	39.85	520,060.00	145,678.00	374,382.00	28.01
199 R 00 5742 MK	INT. MARKET ADJ	-20,000.00	1,561.29	-21,561.29	-7.81	-20,000.00	-67,111.89	47,111.89	335.56
199 R 00 5742 TD	INT. TD AMERITRADE	120,257.00	93,514.80	26,742.20	77.76	116,690.00	84,964.04	31,725.96	72.81
199 R 00 5743 00	RENT .	200,000.00	146,380.98	53,619.02	73.19	167,000.00	143,371.11	23,628.89	85.85
199 R 00 5743 NA	RENT NATATORIUM	77,000.00	56,953.00	20,047.00	73.96	77,000.00	23,850.00	53,150.00	30.97
199 R 00 5745 00	INSURANCE PR .	0.00	5,130.55	-5,130.55	0.00	0.00	58,999.25	-58,999.25	0.00
199 R 00 5748 00	MISC. ACTIVI .	7,500.00	3,403.59	4,096.41	45.38	7,500.00	4,554.00	2,946.00	60.72
199 R 00 5748 NA	MISC. ACTIVI NATATORIUM	0.00	504.00	-504.00	0.00	0.00	100.00	-100.00	0.00
199 R 00 5749 00	OTHER LOCAL .	51,605.00	10,565.68	41,039.32	20.47	49,054.00	41,814.38	7,239.62	85.24
199 R 00 5749 00	OTHER LOCAL .	40,000.00	0.00	40,000.00	0.00	30,000.00	0.00	30,000.00	0.00
199 R 00 5749 31	OTHER LOCAL FAM/CONSUMER SC	12,000.00	2,884.58	9,115.42	24.04	12,000.00	2,901.00	9,099.00	24.18
199 R 00 5749 38	OTHER LOCAL AG SCIENCE	7,000.00	5,938.24	1,061.76	84.83	7,000.00	6,477.78	522.22	92.54
199 R 00 5749 70	OTHER LOCAL BAND	10,000.00	6,485.00	3,515.00	64.85	17,000.00	4,950.00	12,050.00	29.12
199 R 00 5749 AD	OTHER LOCAL ADVERTISING	15,000.00	14,000.00	1,000.00	93.33	15,000.00	0.00	15,000.00	0.00
199 R 00 5749 CM	OTHER LOCAL COLLEGE OF MAIN	57,000.00	43,205.00	13,795.00	75.80	57,000.00	19,557.00	37,443.00	34.31
199 R 00 5749 DO	OTHER LOCAL DONATIONS	132,664.00	45,677.42	86,986.58	34.43	132,664.00	15,000.00	117,664.00	11.31
199 R 00 5749 ER	OTHER LOCAL ERATE	36,394.00	0.00	36,394.00	0.00	36,394.00	0.00	36,394.00	0.00
199 R 00 5749 NA	OTHER LOCAL NATATORIUM	1,000.00	346.00	654.00	34.60	1,000.00	183.00	817.00	18.30
199 R 00 5749 PF	OTHER LOCAL PARTICIPATION F	155,000.00	183,548.85	-28,548.85	118.42	155,000.00	198,199.50	-43,199.50	127.87
199 R 00 5749 PN	OTHER LOCAL PRINT SHOP	1,500.00	1,024.28	475.72	68.29	1,500.00	393.16	1,106.84	26.21
199 R 00 5749 PS	OTHER LOCAL PARKING	40,000.00	41,730.00	-1,730.00	104.33	40,000.00	50,725.00	-10,725.00	126.81
199 R 00 5749 RF	OTHER LOCAL REGISTRATION FE	25,000.00	24,610.49	389.51	98.44	25,000.00	21,803.00	3,197.00	87.21
199 R 00 5749 SB	OTHER LOCAL SCOREBOARD ADV	35,000.00	23,000.00	12,000.00	65.71	35,000.00	23,000.00	12,000.00	65.71
199 R 00 5752 55	ATHLETIC FOOTBALL	115,000.00	103,517.60	11,482.40	90.02	140,000.00	167,509.60	-27,509.60	119.65
199 R 00 5752 MA	ATHLETIC MISC ATHLETICS	40,000.00	29,690.00	10,310.00	74.23	40,000.00	29,342.00	10,658.00	73.36
199 R 00 5811 00	PER CAPITA A .	2,755,407.00	1,077,630.00	1,677,777.00	39.11	3,498,770.00	1,270,373.00	2,228,397.00	36.31
199 R 00 5812 00	FSP .	26,621,877.00	15,352,156.00	11,269,721.00	57.67	17,565,655.00	9,230,376.00	8,335,279.00	52.55
199 R 00 5831 00	TRS ON-BEHAL .	3,023,223.00	1,368,840.02	1,654,382.98	45.28	2,932,213.00	1,323,767.12	1,608,445.88	45.15
199 R 00 5929 IN	FED REV / TE INDIRECT COSTS	87,000.00	14,402.85	72,597.15	16.56	174,938.00	17,906.75	157,031.25	10.24
199 R 00 5931 00	SHARS .	60,000.00	121,103.44	-61,103.44	201.84	100,000.00	1,310.84	98,689.16	1.31

Account Number	Description	2025-26 Budget	2025-26 Revenue	2025-26 Balance	2025-26 %	2024-25 Budget	2024-25 Revenue	2024-25 Balance	2024-25 %
199 R 00 7915 00	OPER XFER IN .	770,375.00	0.00	770,375.00	0.00	1,112,000.00	0.00	1,112,000.00	0.00
Grand Revenue To		67,483,958.00	45,935,227.90	21,548,730.10	68.07	62,457,389.00	41,679,789.35	20,777,599.65	66.73

Number of Accounts: 41

\*\*\*\*\* End of report \*\*\*\*\*

Fund Title	Budget	January 2025-26	Year to Date	2025-26	
		Monthly Activity	Revenues	Balance	% Collect
198 COMMUNITY EDUCATION	357,000.00	59,321.00	248,922.00	108,078.00	69.73
199 GENERAL FUND	67,126,958.00	9,173,780.60	45,686,305.90	21,440,652.10	68.06
211 TITLE I PART A, BASIC PROGRAMS	165,519.00	0.00	45,174.78	120,344.22	27.29
224 IDEA PART B FORMULA	985,376.00	0.00	268,080.75	717,295.25	27.21
225 IDEA PART B PRESCHOOL	13,632.00	0.00	6,776.11	6,855.89	49.71
240 FOOD SERVICE	1,043,630.00	90,288.95	453,809.42	589,820.58	43.48
244 VOC. ED.-BASIC GRANT	36,587.00	0.00	0.00	36,587.00	0.00
255 TITLE II PART A-TRNG & RECRUIT	103,230.00	0.00	34,597.82	68,632.18	33.52
263 ENGLISH LANG ACQ & ENHANCEMENT	18,849.00	0.00	2,788.80	16,060.20	14.80
289 FEDERAL SPECIAL REVENUE FUND	49,313.00	0.00	9,599.00	39,714.00	19.47
410 STATE TEXTBOOK	599,117.06	0.00	40,647.08	558,469.98	6.78
459 TEC SSA	0.00	0.00	225,091.32	-225,091.32	0.00
461 GENERAL ACT ACC	0.00	98,093.83	597,678.14	-597,678.14	0.00
480 EDUCATION FOUNDATION GRANTS	0.00	61,929.02	61,929.02	-61,929.02	0.00
599 DEBT SERVICE	11,342,692.00	2,673,124.50	10,371,559.36	971,132.64	91.44
621 2021 BOND SERIES	0.00	34,353.86	262,874.71	-262,874.71	0.00
734 FUEL	0.00	1,025.17	1,837.72	-1,837.72	0.00
740 VENDING	245,387.00	16,914.64	79,971.29	165,415.71	32.59
741 FOOD SVC	1,857,709.88	226,591.51	1,190,008.48	667,701.40	64.06
<b>Grand Revenue Totals</b>	<b>83,944,999.94</b>	<b>12,435,423.08</b>	<b>59,587,651.70</b>	<b>24,357,348.24</b>	<b>70.98</b>

Number of Accounts: 147

\*\*\*\*\* End of report \*\*\*\*\*

Fund Title	Budget	January 2025-26	Encumbrances	Year to Date	2025-26	% Spent
		Monthly Activity	Outstanding	Expenditures	Balance	
198 COMMUNITY EDUCATION	326,082.33	51,371.62	48,496.50	164,848.60	112,737.23	50.55
199 GENERAL FUND	67,157,875.67	5,426,280.47	3,755,298.36	27,889,358.94	35,513,218.37	41.53
211 TITLE I PART A, BASIC PROGRAMS	165,519.00	13,258.26	0.00	71,684.56	93,834.44	43.31
224 IDEA PART B FORMULA	1,076,502.58	89,229.51	0.00	446,461.03	630,041.55	41.47
225 IDEA PART B PRESCHOOL	27,966.54	2,131.65	0.00	11,162.64	16,803.90	39.91
240 FOOD SERVICE	997,941.00	65,475.70	449,579.32	313,593.90	234,767.78	31.42
244 VOC. ED.-BASIC GRANT	36,587.00	0.00	0.00	0.00	36,587.00	0.00
255 TITLE II PART A-TRNG & RECRUIT	103,230.00	-3,823.44	12,400.00	35,351.34	55,478.66	34.25
263 ENGLISH LANG ACQ & ENHANCEMENT	18,849.00	929.60	0.00	4,648.00	14,201.00	24.66
289 FEDERAL SPECIAL REVENUE FUND	49,313.00	2,250.00	0.00	11,250.00	38,063.00	22.81
397 AP INCENTIVE	204.00	0.00	0.00	0.00	204.00	0.00
410 STATE TEXTBOOK	599,117.06	0.00	120,292.68	40,647.08	438,177.30	6.78
459 TEC SSA	753,250.00	54,029.51	18,503.45	275,489.84	459,256.71	36.57
461 GENERAL ACT ACC	1,991,523.94	55,236.65	356,995.37	356,466.29	1,278,062.28	17.90
480 EDUCATION FOUNDATION GRANTS	309,130.14	2,595.70	99,556.59	46,161.68	163,411.87	14.52
481 DYSLEXIA IMPACT	62,992.88	1,568.85	0.00	25,300.35	37,692.53	40.16
599 DEBT SERVICE	12,622,550.00	1,650.00	3,500.00	1,650.00	12,617,400.00	0.01
620 CAPITAL PROJECTS	5,253,688.03	48,067.50	570,660.04	143,014.57	4,540,013.42	2.72
621 2021 BOND SERIES	12,987,495.64	144,216.88	4,202,670.96	488,567.32	8,296,257.36	3.76
734 FUEL	31,630.01	0.00	0.00	0.00	31,630.01	0.00
740 VENDING	174,018.00	9,012.59	129,300.85	44,717.15	0.00	25.70
741 FOOD SVC	1,742,593.26	137,619.44	973,658.24	779,511.73	-10,576.71	44.73
<b>Grand Expense Totals</b>	<b>106,488,059.08</b>	<b>6,101,100.49</b>	<b>10,740,912.36</b>	<b>31,149,885.02</b>	<b>64,597,261.70</b>	<b>29.25</b>

Number of Accounts: 3901

\*\*\*\*\* End of report \*\*\*\*\*

Func	Title	Budget	January 2025-26 Monthly Activity	Encumbrances Outstanding	Year to Date Expenditures	Total Obligated	2025-26 Balance	% of Budget Spent	% Obligated
198	COMMUNITY EDUCATION								
61	COMMUNITY SERVICES	326,082.33	51,371.62	48,496.50	164,848.60	213,345.10	112,737.23	50.55%	65.43%
--	COMMUNITY EDUCATION	326,082.33	51,371.62	48,496.50	164,848.60	213,345.10	112,737.23	50.55%	65.43%
199	GENERAL FUND								
11	INSTRUCTION	37,207,483.73	2,935,616.21	352,531.00	15,094,098.50	15,446,629.50	21,760,854.23	40.57%	41.51%
12	INST. RESOURCES & MEDIA	706,458.03	61,849.01	64,013.88	307,295.68	371,309.56	335,148.47	43.50%	52.56%
13	CURRICULUM DEV.& INST.S	1,401,795.46	115,320.21	5,364.01	608,990.32	614,354.33	787,441.13	43.44%	43.83%
21	INSTRUCTIONAL LEADERSHI	1,440,943.55	115,581.69	12,473.46	646,979.95	659,453.41	781,490.14	44.90%	45.77%
23	SCHOOL LEADERSHIP	3,357,273.64	280,849.77	9,237.58	1,409,372.93	1,418,610.51	1,938,663.13	41.98%	42.25%
31	GUIDANCE & COUNSELING	2,542,631.80	203,769.52	24,312.65	1,075,354.70	1,099,667.35	1,442,964.45	42.29%	43.25%
33	HEALTH SERVICES	711,038.28	58,739.68	2,229.16	295,250.99	297,480.15	413,558.13	41.52%	41.84%
34	PUPIL TRANSPORTATION	2,597,244.20	190,295.07	156,893.53	996,042.95	1,152,936.48	1,444,307.72	38.35%	44.39%
35	FOOD SERVICES	1,850.00	439.93	0.00	1,996.53	1,996.53	-146.53	107.92%	107.92%
36	COCURR./EXTRACURR.ACTIV	2,606,690.60	191,711.51	97,219.48	1,159,026.21	1,256,245.69	1,350,444.91	44.46%	48.19%
41	GENERAL ADMINISTRATION	2,905,659.60	245,482.79	275,512.51	1,246,230.36	1,521,742.87	1,383,916.73	42.89%	52.37%
51	PLANT MAINTENANCE & OPE	7,516,297.44	577,544.61	1,793,476.48	3,523,416.52	5,316,893.00	2,199,404.44	46.88%	70.74%
52	SECURITY & MONITORING S	1,155,893.55	303,875.95	567,811.96	481,750.85	1,049,562.81	106,330.74	41.68%	90.80%
53	DATA PROCESSING SERVICE	1,584,038.79	132,611.96	18,444.77	870,584.44	889,029.21	695,009.58	54.96%	56.12%
61	COMMUNITY SERVICES	44,175.00	6,762.85	0.00	20,839.37	20,839.37	23,335.63	47.17%	47.17%
71	DEBT SERVICES	857,402.00	5,707.71	41,305.97	21,016.53	62,322.50	795,079.50	2.45%	7.27%
93	PAYMENTS TO FISCAL AGEN	66,000.00	0.00	0.00	19,499.47	19,499.47	46,500.53	29.54%	29.54%
95	PYMTS.TO JJAEP PROGRAMS	5,000.00	0.00	0.00	0.00	0.00	5,000.00	0.00%	0.00%
99	OTHER INTERGOVERNMENTAL	450,000.00	122.00	334,471.92	111,612.64	446,084.56	3,915.44	24.80%	99.13%
--	GENERAL FUND	67,157,875.67	5,426,280.47	3,755,298.36	27,889,358.94	31,644,657.30	35,513,218.37	41.53%	47.12%
211	TITLE I PART A, BASIC PROGRAMS								
11	INSTRUCTION	6,620.54	0.00	0.00	0.00	0.00	6,620.54	0.00%	0.00%
13	CURRICULUM DEV.& INST.S	158,898.46	13,258.26	0.00	66,284.56	66,284.56	92,613.90	41.72%	41.72%
32	SOCIAL WORK SERVICES	0.00	0.00	0.00	5,400.00	5,400.00	-5,400.00	0.00%	0.00%
--	TITLE I PART A, BASIC P	165,519.00	13,258.26	0.00	71,684.56	71,684.56	93,834.44	43.31%	43.31%

Func	Title	Budget	January 2025-26 Monthly Activity	Encumbrances Outstanding	Year to Date Expenditures	Total Obligated	2025-26 Balance	% of Budget Spent	% Obligated
224	IDEA PART B FORMULA								
11	INSTRUCTION	235,279.14	19,622.01	0.00	98,450.18	98,450.18	136,828.96	41.84%	41.84%
31	GUIDANCE & COUNSELING	841,223.44	69,607.50	0.00	348,010.85	348,010.85	493,212.59	41.37%	41.37%
--	IDEA PART B FORMULA	1,076,502.58	89,229.51	0.00	446,461.03	446,461.03	630,041.55	41.47%	41.47%
225	IDEA PART B PRESCHOOL								
11	INSTRUCTION	27,966.54	2,131.65	0.00	11,162.64	11,162.64	16,803.90	39.91%	39.91%
--	IDEA PART B PRESCHOOL	27,966.54	2,131.65	0.00	11,162.64	11,162.64	16,803.90	39.91%	39.91%
240	FOOD SERVICE								
35	FOOD SERVICES	997,941.00	65,475.70	449,579.32	313,593.90	763,173.22	234,767.78	31.42%	76.47%
--	FOOD SERVICE	997,941.00	65,475.70	449,579.32	313,593.90	763,173.22	234,767.78	31.42%	76.47%
244	VOC. ED.-BASIC GRANT								
11	INSTRUCTION	36,587.00	0.00	0.00	0.00	0.00	36,587.00	0.00%	0.00%
--	VOC. ED.-BASIC GRANT	36,587.00	0.00	0.00	0.00	0.00	36,587.00	0.00%	0.00%
255	TITLE II PART A-TRNG & RECRUIT								
11	INSTRUCTION	26,702.71	0.00	0.00	0.00	0.00	26,702.71	0.00%	0.00%
13	CURRICULUM DEV.& INST.S	76,527.29	376.56	8,200.00	16,521.34	24,721.34	51,805.95	21.59%	32.30%
21	INSTRUCTIONAL LEADERSHI	0.00	-4,200.00	4,200.00	18,460.00	22,660.00	-22,660.00	0.00%	0.00%
23	SCHOOL LEADERSHIP	0.00	0.00	0.00	270.00	270.00	-270.00	0.00%	0.00%
31	GUIDANCE & COUNSELING	0.00	0.00	0.00	25.00	25.00	-25.00	0.00%	0.00%
41	GENERAL ADMINISTRATION	0.00	0.00	0.00	25.00	25.00	-25.00	0.00%	0.00%
51	PLANT MAINTENANCE & OPE	0.00	0.00	0.00	25.00	25.00	-25.00	0.00%	0.00%
53	DATA PROCESSING SERVICE	0.00	0.00	0.00	25.00	25.00	-25.00	0.00%	0.00%

Func	Title	Budget	January 2025-26 Monthly Activity	Encumbrances Outstanding	Year to Date Expenditures	Total Obligated	2025-26 Balance	% of Budget Spent	% Obligated
255	TITLE II PART A-TRNG & RECRUIT								
--	TITLE II PART A-TRNG &	103,230.00	-3,823.44	12,400.00	35,351.34	47,751.34	55,478.66	34.25%	46.26%
263	ENGLISH LANG ACQ & ENHANCEMENT								
11	INSTRUCTION	18,649.00	929.60	0.00	4,648.00	4,648.00	14,001.00	24.92%	24.92%
13	CURRICULUM DEV.& INST.S	200.00	0.00	0.00	0.00	0.00	200.00	0.00%	0.00%
--	ENGLISH LANG ACQ & ENHA	18,849.00	929.60	0.00	4,648.00	4,648.00	14,201.00	24.66%	24.66%
289	FEDERAL SPECIAL REVENUE FUND								
11	INSTRUCTION	3,149.00	0.00	0.00	0.00	0.00	3,149.00	0.00%	0.00%
13	CURRICULUM DEV.& INST.S	33,745.00	0.00	0.00	0.00	0.00	33,745.00	0.00%	0.00%
32	SOCIAL WORK SERVICES	12,419.00	2,250.00	0.00	11,250.00	11,250.00	1,169.00	90.59%	90.59%
--	FEDERAL SPECIAL REVENUE	49,313.00	2,250.00	0.00	11,250.00	11,250.00	38,063.00	22.81%	22.81%
397	AP INCENTIVE								
13	CURRICULUM DEV.& INST.S	204.00	0.00	0.00	0.00	0.00	204.00	0.00%	0.00%
--	AP INCENTIVE	204.00	0.00	0.00	0.00	0.00	204.00	0.00%	0.00%
410	STATE TEXTBOOK								
11	INSTRUCTION	597,157.06	0.00	120,292.68	40,647.08	160,939.76	436,217.30	6.81%	26.95%
12	INST. RESOURCES & MEDIA	1,960.00	0.00	0.00	0.00	0.00	1,960.00	0.00%	0.00%
--	STATE TEXTBOOK	599,117.06	0.00	120,292.68	40,647.08	160,939.76	438,177.30	6.78%	26.86%

Func	Title	Budget	January 2025-26 Monthly Activity	Encumbrances Outstanding	Year to Date Expenditures	Total Obligated	2025-26 Balance	% of Budget Spent	% Obligated
459	TEC SSA								
11	INSTRUCTION	657,763.62	45,748.25	18,494.97	233,252.18	251,747.15	406,016.47	35.46%	38.27%
23	SCHOOL LEADERSHIP	95,486.38	8,281.26	0.00	42,237.66	42,237.66	53,248.72	44.23%	44.23%
33	HEALTH SERVICES	0.00	0.00	8.48	0.00	8.48	-8.48	0.00%	0.00%
--	TEC SSA	753,250.00	54,029.51	18,503.45	275,489.84	293,993.29	459,256.71	36.57%	39.03%
461	GENERAL ACT ACC								
11	INSTRUCTION	1,145,779.61	21,896.48	202,947.35	128,834.54	331,781.89	813,997.72	11.24%	28.96%
12	INST. RESOURCES & MEDIA	67,438.43	0.00	14,303.09	11,175.61	25,478.70	41,959.73	16.57%	37.78%
13	CURRICULUM DEV.& INST.S	1,477.60	150.00	0.00	1,620.00	1,620.00	-142.40	109.64%	109.64%
21	INSTRUCTIONAL LEADERSHI	0.00	94.14	205.86	94.14	300.00	-300.00	0.00%	0.00%
23	SCHOOL LEADERSHIP	86,022.59	1,975.80	5,419.03	22,570.07	27,989.10	58,033.49	26.23%	32.53%
31	GUIDANCE & COUNSELING	21,657.37	0.00	0.00	722.74	722.74	20,934.63	3.34%	3.34%
36	COCURR./EXTRACURR.ACTIV	575,377.89	30,442.49	130,495.87	177,149.86	307,645.73	267,732.16	30.79%	53.47%
41	GENERAL ADMINISTRATION	2,036.17	0.00	0.00	0.00	0.00	2,036.17	0.00%	0.00%
51	PLANT MAINTENANCE & OPE	75.09	0.00	0.00	0.00	0.00	75.09	0.00%	0.00%
52	SECURITY & MONITORING S	1,744.00	0.00	0.00	1,744.00	1,744.00	0.00	100.00%	100.00%
53	DATA PROCESSING SERVICE	88,559.17	456.93	2,715.70	12,107.78	14,823.48	73,735.69	13.67%	16.74%
71	DEBT SERVICES	1,356.02	220.81	908.47	447.55	1,356.02	0.00	33.00%	100.00%
--	GENERAL ACT ACC	1,991,523.94	55,236.65	356,995.37	356,466.29	713,461.66	1,278,062.28	17.90%	35.82%
480	EDUCATION FOUNDATION GRANTS								
00	.	4,043.12	0.00	0.00	0.00	0.00	4,043.12	0.00%	0.00%
11	INSTRUCTION	288,207.05	2,595.70	98,291.53	35,379.21	133,670.74	154,536.31	11.92%	45.03%
12	INST. RESOURCES & MEDIA	16,480.97	0.00	1,265.06	10,383.47	11,648.53	4,832.44	62.35%	69.95%
13	CURRICULUM DEV.& INST.S	399.00	0.00	0.00	399.00	399.00	0.00	100.00%	100.00%
--	EDUCATION FOUNDATION GR	309,130.14	2,595.70	99,556.59	46,161.68	145,718.27	163,411.87	14.52%	45.83%

Func	Title	Budget	January 2025-26 Monthly Activity	Encumbrances Outstanding	Year to Date Expenditures	Total Obligated	2025-26 Balance	% of Budget Spent	% Obligated
481	DYSLEXIA IMPACT								
11	INSTRUCTION	62,992.88	1,068.85	0.00	24,800.35	24,800.35	38,192.53	39.37%	39.37%
61	COMMUNITY SERVICES	0.00	500.00	0.00	500.00	500.00	-500.00	0.00%	0.00%
--	DYSLEXIA IMPACT	62,992.88	1,568.85	0.00	25,300.35	25,300.35	37,692.53	40.16%	40.16%
599	DEBT SERVICE								
71	DEBT SERVICES	12,622,550.00	1,650.00	3,500.00	1,650.00	5,150.00	12,617,400.00	0.01%	0.04%
--	DEBT SERVICE	12,622,550.00	1,650.00	3,500.00	1,650.00	5,150.00	12,617,400.00	0.01%	0.04%
620	CAPITAL PROJECTS								
00	.	4,540,013.42	0.00	0.00	0.00	0.00	4,540,013.42	0.00%	0.00%
36	COCURR./EXTRACURR.ACTIV	9,717.00	0.00	0.00	9,717.00	9,717.00	0.00	100.00%	100.00%
51	PLANT MAINTENANCE & OPE	218,879.48	0.00	156,778.04	62,101.44	218,879.48	0.00	27.58%	97.22%
52	SECURITY & MONITORING S	380,638.00	0.00	379,818.00	820.00	380,638.00	0.00	0.22%	100.00%
81	FACILITIES ACQ. & CONST	104,440.13	48,067.50	34,064.00	70,376.13	104,440.13	0.00	67.38%	100.00%
--	CAPITAL PROJECTS	5,253,688.03	48,067.50	570,660.04	143,014.57	713,674.61	4,540,013.42	2.72%	13.58%
621	2021 BOND SERIES								
00	.	5,963,733.01	0.00	0.00	0.00	0.00	5,963,733.01	0.00%	0.00%
33	HEALTH SERVICES	-1,613.03	0.00	0.00	0.00	0.00	-1,613.03	0.00%	0.00%
36	COCURR./EXTRACURR.ACTIV	-120,476.47	0.00	0.00	43,595.80	43,595.80	-164,072.27	-36.19%	-36.19%
41	GENERAL ADMINISTRATION	-286.64	0.00	0.00	0.00	0.00	-286.64	0.00%	0.00%
51	PLANT MAINTENANCE & OPE	-290,777.48	69,376.88	20,533.30	118,680.70	139,214.00	-429,991.48	-40.81%	-47.88%
52	SECURITY & MONITORING S	18,067.50	0.00	0.00	0.00	0.00	18,067.50	0.00%	0.00%
53	DATA PROCESSING SERVICE	299,781.27	0.00	0.00	3,606.00	3,606.00	296,175.27	1.20%	1.20%
81	FACILITIES ACQ. & CONST	7,119,067.48	74,840.00	4,182,137.66	322,684.82	4,504,822.48	2,614,245.00	4.53%	63.28%
--	2021 BOND SERIES	12,987,495.64	144,216.88	4,202,670.96	488,567.32	4,691,238.28	8,296,257.36	3.76%	36.12%

Func	Title	Budget	January 2025-26 Monthly Activity	Encumbrances Outstanding	Year to Date Expenditures	Total Obligated	2025-26 Balance	% of Budget Spent	% Obligated
734	FUEL								
81	FACILITIES ACQ. & CONST	31,630.01	0.00	0.00	0.00	0.00	31,630.01	0.00%	0.00%
--	FUEL	31,630.01	0.00	0.00	0.00	0.00	31,630.01	0.00%	0.00%
740	VENDING								
35	FOOD SERVICES	174,018.00	9,012.59	129,300.85	44,717.15	174,018.00	0.00	25.70%	100.00%
--	VENDING	174,018.00	9,012.59	129,300.85	44,717.15	174,018.00	0.00	25.70%	100.00%
741	FOOD SVC								
35	FOOD SERVICES	1,742,593.26	137,619.44	973,658.24	779,511.73	1,753,169.97	-10,576.71	44.73%	100.61%
--	FOOD SVC	1,742,593.26	137,619.44	973,658.24	779,511.73	1,753,169.97	-10,576.71	44.73%	100.61%

Number of Accounts: 3901

\*\*\*\*\* End of report \*\*\*\*\*

FUNC	DESCRIPTION	BUDGETED	EXPENDITURES	ENCUMBRANCES	TOTAL	2025-26	% SPENT	% OBLIGATED
					OBLIGATED	BALANCE		
11	INSTRUCTION	37,207,483.73	15,094,098.50	352,531.00	15,446,629.50	21,760,854.23	40.57%	41.51%
12	INST. RESOURCES & MEDIA SVCS	706,458.03	307,295.68	64,013.88	371,309.56	335,148.47	43.50%	52.56%
13	CURRICULUM DEV.& INST.STF DEV	1,401,795.46	608,990.32	5,364.01	614,354.33	787,441.13	43.44%	43.83%
21	INSTRUCTIONAL LEADERSHIP	1,440,943.55	646,979.95	12,473.46	659,453.41	781,490.14	44.90%	45.77%
23	SCHOOL LEADERSHIP	3,357,273.64	1,409,372.93	9,237.58	1,418,610.51	1,938,663.13	41.98%	42.25%
31	GUIDANCE & COUNSELING	2,542,631.80	1,075,354.70	24,312.65	1,099,667.35	1,442,964.45	42.29%	43.25%
33	HEALTH SERVICES	711,038.28	295,250.99	2,229.16	297,480.15	413,558.13	41.52%	41.84%
34	PUPIL TRANSPORTATION	2,597,244.20	996,042.95	156,893.53	1,152,936.48	1,444,307.72	38.35%	44.39%
35	FOOD SERVICES	999,791.00	315,590.43	449,579.32	765,169.75	234,621.25	31.57%	76.53%
36	COCURR./EXTRACURR.ACTIVITIES	2,606,690.60	1,159,026.21	97,219.48	1,256,245.69	1,350,444.91	44.46%	48.19%
41	GENERAL ADMINISTRATION	2,905,659.60	1,246,230.36	275,512.51	1,521,742.87	1,383,916.73	42.89%	52.37%
51	PLANT MAINTENANCE & OPERATIONS	7,516,297.44	3,523,416.52	1,793,476.48	5,316,893.00	2,199,404.44	46.88%	70.74%
52	SECURITY & MONITORING SERVICES	1,155,893.55	481,750.85	567,811.96	1,049,562.81	106,330.74	41.68%	90.80%
53	DATA PROCESSING SERVICES	1,584,038.79	870,584.44	18,444.77	889,029.21	695,009.58	54.96%	56.12%
61	COMMUNITY SERVICES	370,257.33	185,687.97	48,496.50	234,184.47	136,072.86	50.15%	63.25%
71	DEBT SERVICES	13,479,952.00	22,666.53	44,805.97	67,472.50	13,412,479.50	0.17%	0.50%
93	PAYMENTS TO FISCAL AGENTS\MBRS	66,000.00	19,499.47	0.00	19,499.47	46,500.53	29.54%	29.54%
95	PYMTS.TO JJAEP PROGRAMS	5,000.00	0.00	0.00	0.00	5,000.00	0.00%	0.00%
99	OTHER INTERGOVERNMENTAL CHARGE	450,000.00	111,612.64	334,471.92	446,084.56	3,915.44	24.80%	99.13%
--	Expense	81,104,449.00	28,369,451.44	4,256,874.18	32,626,325.62	48,478,123.38	34.98%	40.23%
		=====	=====	=====	=====	=====	=====	=====

Number of Accounts: 3220

\*\*\*\*\* End of report \*\*\*\*\*

ORG DESCRIPTION	BUDGETED	EXPENDITURES	ENCUMBRANCES	TOTAL	2025-26	% SPENT	% OBLIGATED
				OBLIGATED	BALANCE		
001 HIGH SCHOOL	17,260,173.63	7,248,520.04	462,718.66	7,711,238.70	9,548,934.93	41.99%	44.67%
041 JUNIOR HIGH	10,175,333.12	4,231,600.45	177,842.71	4,409,443.16	5,765,889.96	41.60%	43.35%
101 WESTWOOD	4,097,364.88	1,637,385.17	131,688.17	1,769,073.34	2,328,291.54	39.96%	43.18%
102 CLINE	6,275,193.34	2,577,986.54	219,863.35	2,797,849.89	3,477,343.45	41.08%	44.59%
103 BALES	4,485,888.48	1,838,619.00	145,201.95	1,983,820.95	2,502,067.53	40.99%	44.22%
104 WINDSONG	4,857,477.86	1,960,652.68	190,235.21	2,150,887.89	2,706,589.97	40.36%	44.28%
699 SUMMER SCHOOL	41,220.00	0.00	0.00	0.00	41,220.00	0.00%	0.00%
701 SUPT. OFFICE	465,312.67	190,538.73	9,404.02	199,942.75	265,369.92	40.95%	42.97%
702 SCHOOL BOARD	162,825.00	54,446.53	75,324.92	129,771.45	33,053.55	33.44%	79.70%
703 TAX OFFICE	608,713.44	180,749.24	344,336.02	525,085.26	83,628.18	29.69%	86.26%
720 PUBLIC INFORMATION OFFICE	181,683.03	72,055.04	4,645.60	76,700.64	104,982.39	39.66%	42.22%
750 GEN. ADMINISTRATION	1,937,125.46	860,053.46	176,273.87	1,036,327.33	900,798.13	44.40%	53.50%
751 FISCAL AGENT - SSA	0.00	15,032.59	0.00	15,032.59	-15,032.59	0.00%	0.00%
901 NATATORIUM	147,117.99	47,228.30	9,149.25	56,377.55	90,740.44	32.10%	38.32%
902 MAINTENANCE	7,276,375.83	3,462,190.68	1,689,817.60	5,152,008.28	2,124,367.55	47.58%	70.80%
903 TRANSPORTATION	2,626,674.20	1,007,739.18	168,229.68	1,175,968.86	1,450,705.34	38.37%	44.77%
904 TECHNOLOGY	1,691,813.06	898,043.90	104,127.13	1,002,171.03	689,642.03	53.08%	59.24%
905 ENERGY	2,600.00	0.00	0.00	0.00	2,600.00	0.00%	0.00%
998 PRINT SHOP	113,311.05	60,067.02	52,809.34	112,876.36	434.69	53.01%	99.62%
999 DISTRICT WIDE	18,698,245.96	2,026,542.89	295,206.70	2,321,749.59	16,376,496.37	10.84%	12.42%
--- Expense	81,104,449.00	28,369,451.44	4,256,874.18	32,626,325.62	48,478,123.38	34.98%	40.23%

Number of Accounts: 3220

\*\*\*\*\* End of report \*\*\*\*\*

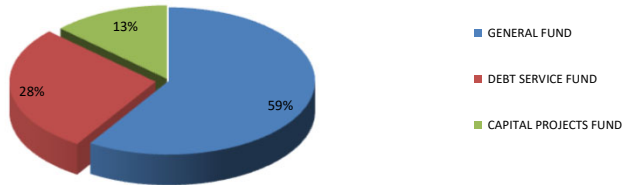
**FRIENDSWOOD ISD INVESTMENT SCHEDULE**  
As of January 31, 2026

Investment	GENERAL FUND				DEBT SERVICE FUND				CAPITAL PROJECTS FUND				TOTALS	
	Balance	Interest	%	Avg ROI	Balance	Interest	%	Avg ROI	Balance	Interest	%	Avg ROI	Balance	Interest
LoneStar	3,823,025.54	11,713.97	3.70%	3.97%	4,360,446.05	20,464.49	3.70%	3.97%	-	-	-	-	8,183,471.59	32,178.46
TexPool	4,334,358.04	4,060.54	3.72%	3.99%	-	-	-	-	-	-	-	-	4,334,358.04	4,060.54
Texas Class	29,919.37	97.78	3.85%	4.11%	27,475.60	89.78	3.85%	4.11%	-	-	-	-	57,394.97	187.56
Texas FIT	4,376,936.07	4,058.61	3.59%	3.92%	-	-	-	-	4,869,691.07	14,801.14	3.59%	3.92%	9,246,627.14	18,859.75
TexSTAR	4,823,697.53	5,596.48	3.71%	3.97%	10,019,900.30	3,551.86	3.71%	3.97%	1,820,092.36	5,713.03	3.71%	3.97%	16,663,690.19	14,861.37
TexasRANGE	4,853,386.48	5,700.98	3.72%	3.97%	-	-	-	-	-	-	-	-	4,853,386.48	5,700.98
Gulf Coast Ed.	1,000,000.00	9,830.14	3.90%	-	-	-	-	-	-	-	-	-	1,000,000.00	9,830.14
Matures 3/15/2027	2,000,000.00	21,928.77	4.35%	-	-	-	-	-	-	-	-	-	2,000,000.00	21,928.77
Gulf Coast Ed.	500,000.00	1,181.51	3.80%	-	-	-	-	-	-	-	-	-	500,000.00	1,181.51
Matures 2/25/2026	-	-	0.00%	-	-	-	-	-	-	-	-	-	-	-
Gulf Coast Ed.	-	-	0.00%	-	-	-	-	-	-	-	-	-	-	-
Matures 12/09/2026	-	-	0.00%	-	-	-	-	-	-	-	-	-	-	-
Charles Schwab*	4,579,621.29	-	5.22%	-	-	-	-	-	-	-	-	-	4,579,621.29	-
Municipal Bonds	-	-	0.00%	-	-	-	-	-	-	-	-	-	-	-
Charles Schwab*	39,595.63	51.10	3.30%	-	-	-	-	-	-	-	-	-	39,595.63	51.10
Money Market	-	-	0.00%	-	-	-	-	-	-	-	-	-	-	-
Charles Schwab*	-	-	0.00%	-	-	-	-	-	-	-	-	-	-	-
US Treasuries/Agencies	-	-	0.00%	-	-	-	-	-	-	-	-	-	-	-
<b>TOTAL</b>	<b>30,360,539.95</b>	<b>64,219.88</b>			<b>14,407,821.95</b>	<b>24,106.13</b>			<b>6,689,783.43</b>	<b>20,514.17</b>			<b>51,458,145.33</b>	<b>108,840.18</b>

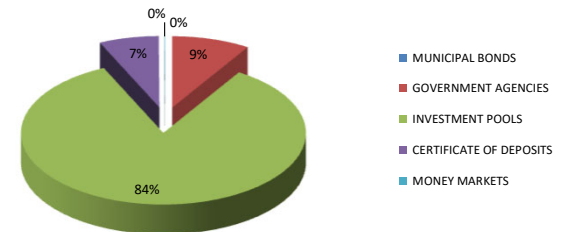
ALL INVESTMENTS WERE MADE IN COMPLIANCE WITH THE PFIA.

\*These investments are presented at market value.  
Total book value as of 1/31/2026 is \$4,570,479.32, which includes \$5,450.77 of amortization.

**Investments by Fund**



**Investments by Type**



**FRIENDSWOOD I.S.D.**  
**FINANCIAL REPORT**  
**FOR GENERAL FUND**

	Current Month 1/31/2026	Previous Month 12/31/2025	Percentage Change	Previous Year 1/31/2025	Percentage Change
<b>ASSETS</b>					
1101 Cash in Bank	8,941,865.41	18,338,571.05	-51%	6,085,961.02	47%
1102 Cash in Office	564.98	564.98	0%	700.25	-19%
1104 Temporary Investments	22,280,923.68	9,138,115.80	144%	22,576,769.59	-1%
112X Cash - Investments	5,405,329.15	5,406,631.08	0%	4,009,485.89	35%
Total Cash & Temp. Investments	36,628,683.22	32,883,882.91	11%	32,672,916.75	12%
1220 Del. Taxes Receivables	688,039.01	688,039.01	0%	624,121.05	10%
1230 Allowance-Uncoll. Taxes	-111,418.20	-111,418.20	0%	-99,885.24	12%
1241 Due from State	0.00	0.00	0%	17,906.75	-100%
1243 Due from Other Governments	8,160.46	0.00	0%	0.00	100%
126X Interfund Due From	0.00	0.00	0%	121,972.70	-100%
1290 Other Current Assets	56,912.64	24,811.87	129%	6,042.09	842%
Total Receivables	641,693.91	601,432.68	7%	670,157.35	-4%
1311 Inventories	123,436.65	123,436.65	0%	136,983.31	-10%
1410 Deferred Expenses	28,687.55	26,887.55	7%	37,732.25	-24%
1910 Long-Term Investments	2,668,841.36	2,671,273.59	0%	3,906,474.48	-32%
<b>TOTAL ASSETS</b>	<b>40,091,342.69</b>	<b>36,306,913.38</b>	<b>10%</b>	<b>37,424,264.14</b>	<b>7%</b>
<b>LIABILITIES</b>					
211X Accts. Payable	150.00	0.00	100%	99,199.55	-100%
212X Other Current Liabilities	2,500.00	2,500.00	0%	2,500.00	0%
215X Payroll Accts. Payable	2,900.14	774.64	73%	596.70	386%
216X Accrued Wages Payable	4,181,014.12	4,181,014.12	0%	3,989,273.78	5%
217X Interfund Due To	0.00	0.00	0%	0.00	0%
218X Due to State	0.00	0.00	0%	0.00	0%
221X Accrued Expenses	0.00	0.00	0%	0.00	0%
231X Deferred Revenues	40.00	0.00	100%	315.00	-87%
240X Restricted Payables	0.00	0.00	0%	0.00	0%
2600 Deferred Inflows	478,839.75	478,839.75	0%	466,475.40	3%
<b>TOTAL LIABILITIES</b>	<b>4,665,444.01</b>	<b>4,663,128.51</b>	<b>0%</b>	<b>4,558,360.43</b>	<b>2%</b>
3000 Fund Balance	35,425,898.68	31,643,784.87	12%	32,865,903.71	8%
<b>TOTAL LIABILITIES</b>	<b>40,091,342.69</b>	<b>36,306,913.38</b>	<b>10%</b>	<b>37,424,264.14</b>	<b>7%</b>
<b>AND FUND BALANCE</b>					

2/5/2026

PAP

**FRIENDSWOOD I.S.D.**  
**FINANCIAL REPORT**  
**FOR SPECIAL REVENUE**

	Current Month 1/31/2026	Previous Month 12/31/2025	Percentage Change	Previous Year 1/31/2025	Percentage Change
<b>ASSETS</b>					
1101 Cash in Bank	3,448,842.52	3,333,481.33	3%	2,265,822.16	52%
1102 Cash in Office	2,287.65	2,287.65	0%	2,564.96	-11%
1104 Temporary Investments	0.00	0.00	0%	0.00	0%
1122 Cash - Investments	0.00	0.00	0%	0.00	0%
Total Cash & Temp. Investments	3,451,130.17	3,335,768.98	3%	2,268,387.12	52%
1220 Del. Taxes Receivables	0.00	0.00	0%	0.00	0%
1230 Allowance-Uncoll. Taxes	0.00	0.00	0%	0.00	0%
1241 Due from State	0.00	0.00	0%	658,909.84	-100%
1242 Due from Federal Agencies	0.00	0.00	0%	0.00	0%
1243 Due from Other Governments	206,333.71	37,907.02	444%	13,231.59	1459%
126X Interfund Due From	0.00	0.00	0%	0.00	0%
1290 Other Current Assets	1,020.00	300.00	0%	868.00	18%
Total Receivables	207,353.71	38,207.02	443%	673,009.43	-69%
1410 Deferred Expenses	15,967.90	15,967.90	0%	52,081.46	-69%
<b>TOTAL ASSETS</b>	<b>3,674,451.78</b>	<b>3,389,943.90</b>	<b>8%</b>	<b>2,993,478.01</b>	<b>23%</b>
<b>LIABILITIES</b>					
211X Accts. Payable	180.00	0.00	100%	0.00	100%
215X Payroll Accts. Payable	0.00	0.00	0%	0.00	0%
216X Accrued Wages Payable	6,252.18	6,252.18	0%	6,166.69	1%
217X Interfund Due To	0.00	0.00	0%	0.00	0%
218X Due to State	0.00	0.00	0%	0.00	0%
221X Accrued Expenses	0.00	0.00	0%	0.00	0%
231X Deferred Revenues	268,724.23	268,724.23	0%	179,051.78	33%
2312 Deferred Taxes	0.00	0.00	0%	0.00	0%
24XX Restricted Payables	0.00	0.00	0%	0.00	0%
<b>TOTAL LIABILITIES</b>	<b>275,156.41</b>	<b>274,976.41</b>	<b>0%</b>	<b>185,218.47</b>	<b>49%</b>
3000 Fund Balance	3,399,295.37	3,114,967.49	9%	2,808,259.54	21%
<b>4000 TOTAL LIABILITIES</b>	<b>3,674,451.78</b>	<b>3,389,943.90</b>	<b>8%</b>	<b>2,993,478.01</b>	<b>23%</b>
<b>AND FUND BALANCE</b>					

2/5/2026

PAP

**FRIENDSWOOD I.S.D.  
FINANCIAL REPORT  
FOR DEBT SERVICE**

	Current Month 1/31/2026	Previous Month 12/31/2025	Percentage Change	Previous Year 1/31/2025	Percentage Change
<b>ASSETS</b>					
1105 Cash in Bank	1,914,825.65	6,267,457.28	-69%	1,686,241.89	14%
1102 Cash in Office	0.00	0.00	0%	0.00	0%
1104 Temporary Investments	14,407,821.95	7,383,715.82	95%	14,896,636.00	-3%
1122 Cash - Investments	0.00	0.00	0%	0.00	0%
Total Cash & Temp. Investments	16,322,647.60	13,651,173.10	20%	16,582,877.89	-2%
1220 Del. Taxes Receivables	213,340.46	213,340.46	0%	201,060.87	6%
1230 Allowance-Uncoll. Taxes	-32,626.75	-32,626.75	0%	-30,256.43	8%
1241 Due from State	0.00	0.00	0%	0.00	0%
1242 Due from Federal Agencies	0.00	0.00	0%	0.00	0%
126X Interfund Due From	0.00	0.00	0%	0.00	0%
1290 Other Current Assets	0.00	0.00	0%	0.00	0%
Total Receivables	180,713.71	180,713.71	0%	170,804.44	6%
<b>TOTAL ASSETS</b>	<b>16,503,361.31</b>	<b>13,831,886.81</b>	<b>19%</b>	<b>16,753,682.33</b>	<b>-1%</b>
<b>LIABILITIES</b>					
211X Accts. Payable	0.00	0.00	0%	0.00	0%
217X Interfund Due To	0.00	0.00	0%	0.00	0%
221X Accrued Expenses	0.00	0.00	0%	0.00	0%
231X Deferred Revenues	205,177.00	205,177.00	0%	20,372.00	907%
24XX Restricted Payables	0.00	0.00	0%	0.00	0%
2600 Deferred Inflows	149,263.23	149,263.23	0%	150,127.48	-1%
<b>TOTAL LIABILITIES</b>	<b>354,440.23</b>	<b>354,440.23</b>	<b>0%</b>	<b>170,499.48</b>	<b>108%</b>
3000 Fund Balance	16,148,921.08	13,477,446.58	20%	16,583,182.85	-3%
<b>4000 TOTAL LIABILITIES AND FUND BALANCE</b>	<b>16,503,361.31</b>	<b>13,831,886.81</b>	<b>19%</b>	<b>16,753,682.33</b>	<b>-1%</b>

2/5/2026

PAP

**FRIENDSWOOD I.S.D.**  
**FINANCIAL REPORT**  
**FOR CAPITAL PROJECTS**

	Current Month 1/31/2026	Previous Month 12/31/2025	Percentage Change	Previous Year 1/31/2025	Percentage Change
<b>ASSETS</b>					
1101 Cash in Bank	11,271,075.53	11,449,520.22	-2%	14,268,751.87	-21%
1102 Cash in Office	0.00	0.00	0%	0.00	0%
1104 Temporary Investments	6,689,783.43	6,669,269.26	0%	6,419,021.14	4%
1122 Cash - Investments	0.00	0.00	0%	0.00	0%
Total Cash & Temp. Investments	17,960,858.96	18,118,789.48	-1%	20,687,773.01	-13%
1220 Del. Taxes Receivables	0.00	0.00	0%	0.00	0%
1230 Allowance-Uncoll. Taxes	0.00	0.00	0%	0.00	0%
1241 Misc. Receivables	0.00	0.00	0%	0.00	0%
1242 Due from Federal Agencies	0.00	0.00	0%	0.00	0%
125000 Accrued Interest	0.00	0.00	0%	0.00	0%
126X Interfund Due From	0.00	0.00	0%	0.00	0%
1290 Other Current Assets	0.00	0.00	0%	0.00	0%
Total Receivables	0.00	0.00	0%	0.00	0%
<b>TOTAL ASSETS</b>	17,960,858.96	18,118,789.48	-1%	20,687,773.01	-13%
<b>LIABILITIES</b>					
21XX Accts. Payable	3,543,052.28	3,543,052.28	0%	3,323,827.36	7%
2179 Due to Others	284,555.00	284,555.00	0%	0.00	100%
221X Accrued Expenses	0.00	0.00	0%	0.00	0%
2311 Deferred Revenues	0.00	0.00	0%	0.00	0%
2312 Deferred Taxes	0.00	0.00	0%	0.00	0%
24XX Restricted Payables	0.00	0.00	0%	0.00	0%
<b>TOTAL LIABILITIES</b>	3,827,607.28	3,827,607.28	0%	3,323,827.36	15%
3000 Fund Balance	14,133,251.68	14,291,182.20	-1%	17,363,945.65	-19%
<b>4000 TOTAL LIABILITIES AND FUND BALANCE</b>	17,960,858.96	18,118,789.48	-1%	20,687,773.01	-13%

2/5/2026  
PAP

Capital Projects, Maintenance Tax Notes  
January 2026

Discipline	Facility	Description	In-House	Budget	Actual	In Progress	Funding Source
<b>Architecture</b>	District Wide	Long Range Facility Planning		\$ 61,842	\$ -	Ongoing	Capital Projects
	FHS	Ag Science Education Center design & schematic		\$ 22,309	\$ -	Ongoing	Capital Projects
	FHS	Ag Science Education Center site survey			\$ 27,200	February 2026	Capital Projects
<b>Electrical</b>	FHS Natatorium	Scoreboard/timing system replacement			\$ 94,936	February 2026	Capital Projects
	FHS Natatorium	UV System and Pump			\$ 46,769	February 2026	Capital Projects
<b>Plumbing</b>	Cline	Irrigation Repair			\$ 7,440	Complete	Capital Projects
<b>Security</b>	District Wide	Silent Panic Alert Technology Replacement/Upgrade			\$ 379,818	Summer 2026	Capital Projects
	FHS Natatorium	ADA Lift Equipment			\$ 15,086	Complete	Capital Projects
		<b>Total</b>		\$ 84,151	\$ 571,249		

All work to be performed by outside contractors, except where noted.

**Budget Recap**

<b>Capital Projects Fund - Balance 9/1/2025</b>	<b>\$ 5,245,525</b>
Less:	
Budgeted Operating Transfer to General Fund	(770,375)
FHS Colorguard Uniforms	(9,717)
FHS Replacement Scoreboard for Winston Stadium	(750,000)
YONDR pouches and implementation	(820)
Grounds mower replacements	(39,575)
Budgeted Projects - from above	(84,151)
Projects in Progress/Complete - from above	(571,249)
	<hr/>
<b>Capital Projects - Available Balance</b>	<b>\$ 3,019,638</b>
	<hr/>
<b>Maintenance Tax Notes</b>	<b>\$ 3,765,766</b>
Less:	
FISD Natatorium HVAC replacement	(3,172,125)
FISD Natatorium HVAC replacement architect/engineer fees	(53,000)
FISD Natatorium HVAC replacement commissioning	(46,600)
FISD Natatorium light replacement	(272,950)
FISD Natatorium scoreboard/timing system replacement	-
FISD Natatorium pool resurfacing & related surveys	(221,091)
	<hr/>
<b>Maintenance Tax Notes - Available Balance</b>	<b>\$ 0</b>
	<hr/>