

Curriculum Workshop
Monday, February 23, 2026 7:00 PM Central

Downers Grove Civic Center
850 Curtiss Street
Downers Grove, Illinois 60515

Nicole Bernard: Present
Kirat Doshi: Present
Melissa Ellis: Absent
Emily Hanus: Absent
Darren Hughes: Present
Steve Olczyk: Present
Katie Thomas: Present
Present: 5, Absent: 2.

1. Opening Items

1.A. Call to Order and Roll Call

2. Pledge of Allegiance

3. Curriculum Workshop

3.A. Winter Data Snapshot

3.B. Middle School Math Pilot Update

3.C. Middle School Athletics and Activities Discussion

3.D. District Committee Updates

4. Public Comment

4.A. Public Comment Guidelines

5. Announcements

5.A. Upcoming Meetings & Events

6. Adjournment



Downers Grove Grade School District 58

We Envision. We Seek. We Believe.

Curriculum Workshop

February 23, 2026

Tonight's Agenda

- Winter Data Snapshot
- Middle School Math Pilot Update
- Middle School Athletics and Activities
- District Committee Updates





Downers Grove Grade School District 58

We Envision. We Seek. We Believe.

Winter Data Snapshot

Objectives

- District-level overview of Winter 2026 benchmark assessment data
- Discuss our review of data and how we use the data to respond to student needs
- Highlight areas of success and areas of focus for the remainder of the 2025-2026 school year

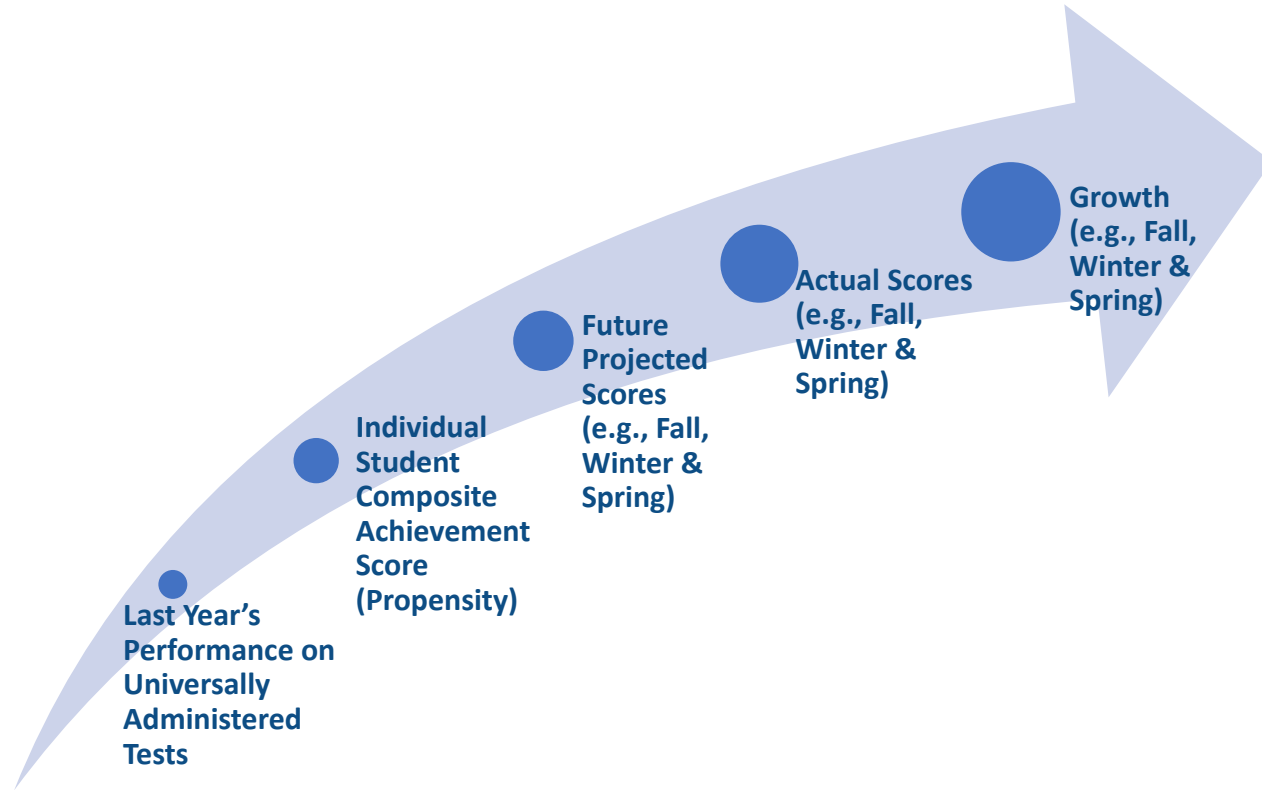


Considerations

- Winter data allows the District to review student achievement and growth, in alignment with their end of year projection through the ECRA model
- Mid-year benchmark assessments allow us to analyze our current systems of support and make adjustments as needed
- Additional classroom assessment data adds to staff data conversations, in relation to student success in the classroom



Student Achievement and Growth Model



Winter Growth Summary



DOWNERS GROVE GRADE SCHOOL DISTRICT 58

Criterion by Grade and Subject (2025-2026)

Growth Year: **2025-2026**
Growth Comparison Group: **Local District**
Term: **Winter**

The following table summarizes assessments evaluated at each grade level and subject.

Grade	Criterion by Grade and Subject	
	Mathematics	Reading
K	Winter MAP, Winter MAP Spanish, Winter aimsPlus Early Numeracy	Winter MAP, Winter MAP Spanish, Winter aimsPlus Early Literacy
01	Winter MAP, Winter MAP Spanish, Winter aimsPlus Early Numeracy	Winter MAP, Winter MAP Spanish
02	Winter MAP, Winter MAP Spanish	Winter MAP, Winter MAP Spanish
03	Winter MAP	Winter MAP, Winter MAP Spanish
04	Winter MAP	Winter MAP, Winter MAP Spanish
05	Winter MAP	Winter MAP, Winter MAP Spanish
06	Winter MAP	Winter MAP, Winter MAP Spanish
07	Winter MAP	Winter MAP, Winter MAP Spanish
08	Winter MAP	Winter MAP, Winter MAP Spanish



Winter Growth Summary

Subject:
Mathematics















Growth Year: **2025-2026**

Growth Comparison Group: **Local District**

Term: **Winter**

Overall Growth
- 0.11  Expected Growth

Student Growth by School

School	Student Count ^A	% Met Benchmark	% High Growth	% Expected Growth	% Low Growth	Growth Effect Size
BELLE AIRE ELEM SCHOOL	230	79%	21%	57%	22%	+ 0.02 
EL SIERRA ELEM SCHOOL	317	59%	15%	67%	17%	- 0.04 
FAIRMOUNT ELEM SCHOOL	303	78%	18%	65%	17%	0.00 
HENRY PUFFER SCHOOL	222	70%	15%	70%	16%	- 0.05 
HERRICK MIDDLE SCHOOL	618	60%	10%	61%	29%	- 0.42 
HIGHLAND ELEM SCHOOL	306	77%	21%	61%	18%	+ 0.08 
HILLCREST ELEM SCHOOL	355	81%	15%	63%	21%	- 0.09 
INDIAN TRAIL ELEM SCHOOL	249	62%	12%	65%	22%	- 0.22 
KINGSLEY ELEM SCHOOL	345	65%	12%	68%	20%	- 0.17 
LESTER ELEM SCHOOL	472	76%	17%	64%	19%	- 0.07 
O NEILL MIDDLE SCHOOL	376	56%	11%	58%	31%	- 0.40 
PIERCE DOWNER ELEM SCHOOL	331	81%	23%	63%	14%	+ 0.16 
WHITTIER ELEM SCHOOL	269	77%	19%	67%	13%	+ 0.18 
ALL	4,393	70%	16%	63%	21%	- 0.11 
EXPECTED			16%	68%	16%	0.00



Winter Growth Summary

Subject:

Mathematics

Growth Year: **2025-2026**











Growth Comparison Group: **Local District**

Term: **Winter**

Overall Growth

- 0.11  **Expected Growth**

Student Growth by Grade

Grade	Student Count ^A	% Met Benchmark	% High Growth	% Expected Growth	% Low Growth	Growth Effect Size
K	501	80%	10%	68%	21%	- 0.19 
01	450	79%	13%	69%	19%	- 0.13 
02	469	78%	14%	65%	22%	- 0.13 
03	471	80%	23%	62%	15%	+ 0.15 
04	504	75%	27%	62%	11%	+ 0.31 
05	512	61%	17%	63%	19%	- 0.05 
06	492	62%	15%	64%	21%	- 0.13 
07	503	62%	9%	62%	29%	- 0.45 
08	491	54%	12%	57%	31%	- 0.37 
ALL	4,393	70%	16%	63%	21%	- 0.11 
EXPECTED			16%	68%	16%	0.00



Winter Growth Summary

Subject:
Mathematics

Growth Year: **2025-2026**

Growth Comparison Group: **Local District**

Term: **Winter**

Growth by Student Group

Group	Student Group	Student Count ^A	% Met Benchmark	% High Growth	% Expected Growth	% Low Growth	Growth Effect Size
ELL	ELL	229	30%	17%	68%	16%	+ 0.06
ELL	Not ELL	4,164	72%	16%	63%	21%	- 0.12
Ethnicity	Asian	191	79%	21%	59%	20%	+ 0.06
Ethnicity	Black	120	30%	13%	61%	26%	- 0.27
Ethnicity	Hispanic	469	49%	14%	64%	22%	- 0.18
Ethnicity	Other	254	72%	17%	64%	19%	- 0.05
Ethnicity	White	3,359	74%	15%	64%	21%	- 0.11
Gender	Female	2,124	67%	13%	63%	24%	- 0.24
Gender	Male	2,266	73%	18%	64%	18%	+ 0.01
Gender	Non-Binary	3	***	***	***	***	***
Homeless	Homeless	51	16%	17%	50%	33%	- 0.33
Homeless	Not Homeless	4,342	71%	16%	64%	21%	- 0.11
IEP	IEP	662	44%	15%	60%	25%	- 0.19
IEP	No IEP	3,731	75%	16%	64%	20%	- 0.10
Income	Low Income	549	39%	15%	63%	22%	- 0.15
Income	Not Low Income	3,844	74%	16%	64%	21%	- 0.10
EXPECTED				16%	68%	16%	0.00



Winter Growth Summary

Subject:
Reading

Growth Year: **2025-2026**















Growth Comparison Group: **Local District**

Term: **Winter**

Overall Growth

- 0.06  **Expected Growth**

Student Growth by School

School	Student Count ^A	% Met Benchmark	% High Growth	% Expected Growth	% Low Growth	Growth Effect Size
BELLE AIRE ELEM SCHOOL	230	80%	14%	69%	17%	- 0.10 
EL SIERRA ELEM SCHOOL	318	57%	11%	73%	16%	- 0.09 
FAIRMOUNT ELEM SCHOOL	304	75%	14%	65%	21%	- 0.09 
HENRY PUFFER SCHOOL	221	79%	16%	73%	11%	+ 0.03 
HERRICK MIDDLE SCHOOL	618	77%	10%	64%	26%	- 0.33 
HIGHLAND ELEM SCHOOL	306	80%	18%	68%	14%	+ 0.10 
HILLCREST ELEM SCHOOL	355	85%	13%	70%	17%	- 0.04 
INDIAN TRAIL ELEM SCHOOL	245	63%	13%	70%	18%	- 0.07 
KINGSLEY ELEM SCHOOL	344	69%	15%	70%	14%	+ 0.05 
LESTER ELEM SCHOOL	472	79%	14%	69%	17%	- 0.07 
O NEILL MIDDLE SCHOOL	377	79%	16%	64%	20%	- 0.07 
PIERCE DOWNER ELEM SCHOOL	331	81%	17%	66%	16%	+ 0.01 
WHITTIER ELEM SCHOOL	269	82%	21%	66%	13%	+ 0.18 
ALL EXPECTED	4,390	76%	14% 16%	68% 68%	18% 16%	- 0.06 0.00 



Winter Growth Summary

Subject:
Reading

Growth Year: **2025-2026**











Growth Comparison Group: **Local District**

Term: **Winter**

Overall Growth

- 0.06  **Expected Growth**

Student Growth by Grade

Grade	Student Count ^A	% Met Benchmark	% High Growth	% Expected Growth	% Low Growth	Growth Effect Size
K	499	74%	14%	69%	18%	- 0.10 
01	448	73%	12%	67%	21%	- 0.17 
02	469	76%	15%	70%	14%	+ 0.02 
03	471	73%	17%	67%	16%	+ 0.04 
04	503	77%	18%	69%	14%	+ 0.09 
05	513	75%	15%	70%	15%	+ 0.05 
06	492	80%	14%	71%	15%	- 0.01 
07	504	75%	9%	64%	27%	- 0.37 
08	491	80%	16%	64%	20%	- 0.09 
ALL	4,390	76%	14%	68%	18%	- 0.06 
EXPECTED			16%	68%	16%	0.00



Winter Growth Summary

Subject:
















Reading

Growth Year: **2025-2026**

Growth Comparison Group: **Local District**

Term: **Winter**

Growth by Student Group

Group	Student Group	Student Count ^A	% Met Benchmark	% High Growth	% Expected Growth	% Low Growth	Growth Effect Size
ELL	ELL	228	24%	12%	69%	18%	- 0.12 
ELL	Not ELL	4,162	79%	15%	68%	18%	- 0.05 
Ethnicity	Asian	190	83%	14%	70%	16%	- 0.03 
Ethnicity	Black	119	45%	14%	65%	21%	- 0.04 
Ethnicity	Hispanic	470	56%	11%	72%	18%	- 0.12 
Ethnicity	Other	251	80%	14%	72%	15%	0.00 
Ethnicity	White	3,360	79%	15%	67%	18%	- 0.06 
Gender	Female	2,125	78%	15%	70%	15%	+ 0.01 
Gender	Male	2,262	74%	14%	66%	20%	- 0.12 
Gender	Non-Binary	3	***	***	***	***	***
Homeless	Homeless	49	31%	20%	59%	20%	+ 0.04 
Homeless	Not Homeless	4,341	76%	14%	68%	18%	- 0.06 
IEP	IEP	654	47%	13%	65%	22%	- 0.20 
IEP	No IEP	3,736	81%	15%	68%	17%	- 0.03 
Income	Low Income	547	47%	14%	65%	21%	- 0.12 
Income	Not Low Income	3,843	80%	15%	68%	17%	- 0.05 
EXPECTED				16%	68%	16%	0.00



ECRA Platform tools

ECRISS School Improvement

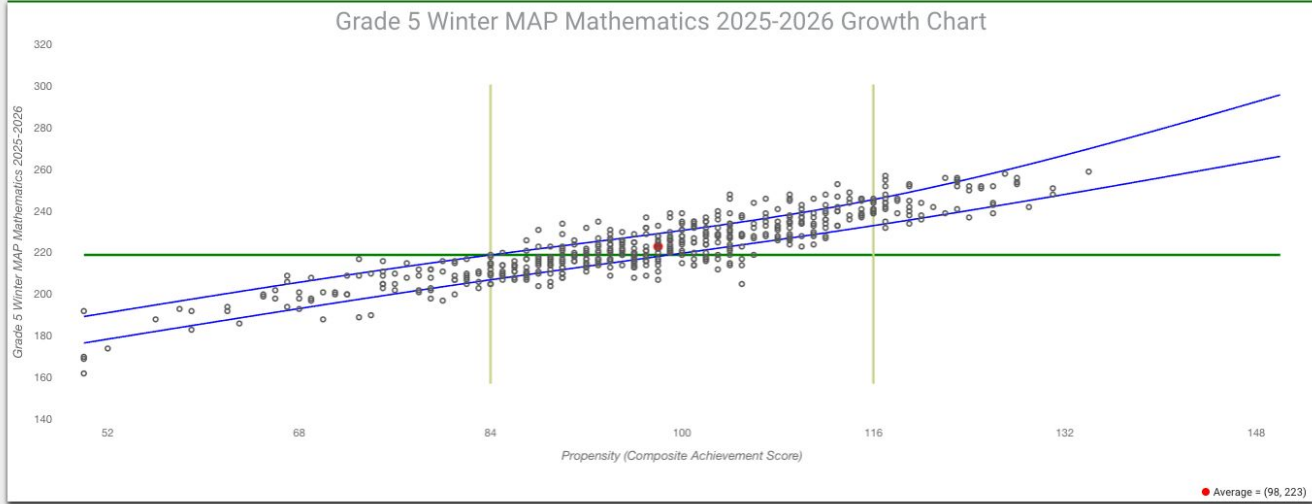
Student Search

Filter By:

Reset Filters

Submit Filters

- + Building
- + ELL
- + Ethnicity
- + Gender
- + Homeless
- + IEP
- + Income
- + District Custom Groups



Students
(Count)

512

Projections

- Meets: 264 (52%)
- Does Not Meet: 248 (48%)

Propensity
(Composite Achievement Score)

98

- High: 62 (12%)
- Average: 361 (71%)
- Low: 89 (17%)

Growth
(Effect Size)

-0.05

- High: 89 (17%)
- Expected: 322 (63%)
- Low: 101 (20%)

SHOW GROWTH BY PROPENSITY

Proficiency
(% met Benchmark)

61%

- Meets: 313 (61%)
- Does Not Meet: 199 (39%)

Met or exceeded the Illinois Equated Proficiency Benchmark 2025

Proficiency Benchmark (value = 219)

INSIGHTS

CREATE GROUP

LIST STUDENTS

INFORMATION



Action Plan

- Support teachers through implementation of resources
- Utilize consistent protocols for data review to build a shared understanding of data and building academic plans for students
- Identify students who are in need of academic support and targeted enrichment through the data review process
- Continue to build and implement consistent intervention processes across buildings including progress monitoring



Next Steps in Data Analysis and School Improvement

- Building teams meet by grade level to review winter data, using ECRA as a starting point. Tier I data is reviewed to see whether the winter data encourages us to “stay the course” or to make any instructional adjustments overall as a grade level/content area team.
- A deeper dive into student data, including classroom assessments, adjustments to instruction, and additional professional learning opportunities are some of the many ways we respond to the data we see.
- Additionally, individual students continue to be identified for specific, targeted support; progress is monitored for those students on a regular basis.
- Winter Data is also gathered to begin eligibility determination for acceleration and gifted programming.





Downers Grove Grade School District 58

We Envision. We Seek. We Believe.

Winter Data Snapshot Questions?



Downers Grove Grade School District 58

We Envision. We Seek. We Believe.

Middle School Math Pilot Update

6-8 Math Committee

2025-2026 Committee Goals

- Preview the draft Illinois Comprehensive Numeracy Plan
- Evaluate Carnegie's Middle School Math Solution and Amplify Desmos through teacher and student feedback



6-8 Math Committee

Illinois Comprehensive Numeracy Plan

- Draft #2 released February 19, 2026
- Final Plan June 2026

Key Takeaways from Draft #2



- Educators will build and use evidence-based numeracy instructional strategies to strengthen students' mathematical understanding and confidence.
- True numeracy extends beyond procedural fluency to encompass reasoning, problem solving, and the ability to communicate and apply mathematical ideas.
- Instruction should incorporate multiple representations, including concrete, representational, and abstract models.
- Use high-quality instructional materials and tasks that promote reasoning and conceptual understanding.



Math Pilot

Pilot Classrooms

- Entire MS Math Department
- 3- Grade 6 Math Teachers



Math Pilot

Carnegie Middle School Math Solution

- September-November



Amplify Desmos Math

- December-February



Math Pilot

Carnegie Middle School Math Solution



- Grade 6
 - Factors and Multiple (6.NS.)
 - Area, Volume, and Surface Area (6.G.)
 - Decimals (6.NS.3)
- Grade 7
 - Circle and Ratios (7.G)
 - Proportionality (7.RP)
 - Proportional Relationships (7.RP)
- Grade 8
 - Rigid Motion Transformations (8.G)
 - Dilations (8.G)
 - Line and Angle Relationships (8.G)
 - Slope and Transformations of Lines (8.G)

Math Pilot

Carnegie Middle School Math Solution

- Guiding Principles
 - **Perspective Matters**
 - All students are capable learners
 - **Production Matters**
 - Students learn by doing
 - **Knowledge Emerges Over Time**
 - Specific math skills are not necessarily mastered within an individual lesson. Learning is distributed across the year
 - **Collaboration is Key**



Math Pilot

Carnegie Middle School Math Solution



- Lesson Routine
 - Engage
 - Activate prior knowledge
 - Develop
 - Collaborative lesson activities that begin by building conceptual understanding of the math leading to the standard algorithm
 - Demonstrate
 - Students demonstrate what they know their discussion and independent practice
- Additional Components
 - MATHia
 - Mathstream



Math Pilot

Amplify Desmos Math

- December - February



Math Pilot

Amplify Desmos Math

- Grade 6
 - Ratios (6.RP)
 - Common Factors and Multiples (6.NS)
 - Rates and Percentages (6.RP)
 - Dividing Fractions (6.NS)
 - Area and Volume with Fractions (6.G)
- Grade 7
 - Scale Drawings (7.G)
 - Expressions (7.EE)
 - Equations and Inequalities (7.EE)
- Grade 8
 - Linear Equations and Linear Systems (8.EE)
 - Functions and Volume (8.F)



Math Pilot

Amplify Desmos Math

- **Math that Motivates**
- **Student Thinking is Valuable and Made Evident**
- **Access to Grade Level Math for Every Student Every Day**
- **A Structured Approach to Problem-Based Learning**
 - Low-floor High Ceiling Tasks
 - Conceptual understanding and Procedural Fluency
 - Social and collaborative classrooms



Math Pilot

Amplify Desmos Math

- Lesson Routine
 - Activate
 - Generate *Launch, Monitor, Connect*
 - Guide *Direct Instruction, Synthesis*
 - Practice
- Additional Components
 - Key Takeaways for Teachers
 - Refresh Videos



Math Pilot

Committee Work (February and March)

- Review 24-25 Committee Work
 - Student achievement data
 - Implementation data
 - Big Ideas Curriculum Review
- Consensus decision making
- Review feedback from all pilot teachers from both pilot experiences

Which curriculum will position our district and each teacher to provide the most intentional and effective instruction for their students?



Math Pilot

Anticipated timeline

- Administrative recommendation of materials will be brought to the board at the March 9 board meeting
 - We will display recommended materials at the Downers Grove Public Library and at the District Office
- Recommendation for approval will be brought to the board at the April 13 board meeting



Math Pilot

- One frequently asked question is how can we use our benchmarking data to help us make decisions about which curriculum may be most effective in the classroom?
- Many variables impact student score comparison during a pilot
 - Scope and sequence differences
 - Overlap or gaps in content
 - *We always lean towards overlap during a pilot*
 - Transitions between resources
 - Teacher knowledge of the pilot curriculum



A Look Back at Middle School ELA

First Year of
Implementation

Pilot Year

Committee Review

2024-2025 Reading Grade 8			
Test	Student Count	Proficiency	Growth
Winter MAP	482	★ 86%	-0.23 ●

2023-2024 Reading Grade 8			
Test	Student Count	Proficiency	Growth
Winter MAP	518	55%	-0.18 ●

2022-2023 Reading Grade 8			
Test	Student Count	Proficiency	Growth
Winter MAP	512	52%	0.02 ●



A Look Back at Middle School ELA

First Year of
Implementation

Pilot Year

Committee Review

2024-2025 Reading Grade 7			
Test	Student Count	Proficiency	Growth
Winter MAP	474	★ 77%	-0.19

2023-2024 Reading Grade 7			
Test	Student Count	Proficiency	Growth
Winter MAP	475	62%	0.12

2022-2023 Reading Grade 7			
Test	Student Count	Proficiency	Growth
Winter MAP	519	57%	0.29



A Look Back at Middle School ELA

First Year of Implementation

- Monthly professional learning with instructional coach & curriculum coordinator
- Increased collaboration with team
- Consistent curriculum entire year

Pilot Year

- Limited professional learning on two curricula from vendors
- Increased collaboration with team
- Curriculum transitions during the year

Committee Review

- Committee professional learning on best practices
- Increased focus on content area
- Consistent curriculum entire year



A Look at Middle School Math

Pilot Year

2025-2026 Mathematics Grade 7

Test	Student Count	Proficiency	Growth
Winter MAP	503	62%	-0.45 🟡

2024-2025 Mathematics Grade 7

Test	Student Count	Proficiency	Growth
Winter MAP	477	67%	-0.62 🔴

2023-2024 Mathematics Grade 7

Test	Student Count	Proficiency	Growth
Winter MAP	476	49%	-0.36 🟡

Committee Review



A Look at Middle School Math

Pilot Year

2025-2026 Mathematics Grade 8			
Test	Student Count	Proficiency	Growth
Winter MAP	491	54%	-0.37 🟡

2024-2025 Mathematics Grade 8			
Test	Student Count	Proficiency	Growth
Winter MAP	483	55%	-0.29 🟢

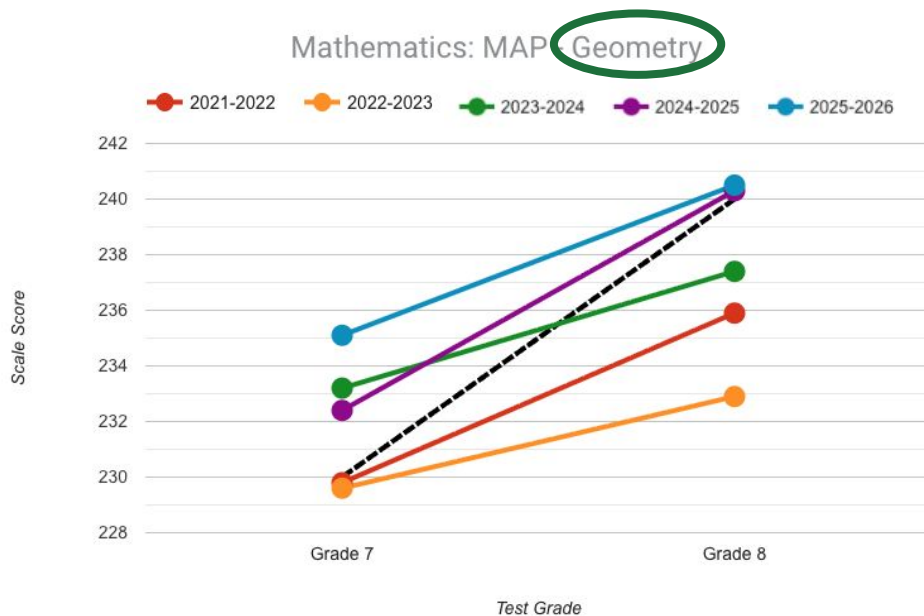
2023-2024 Mathematics Grade 8			
Test	Student Count	Proficiency	Growth
Winter MAP	518	46%	-0.55 🟡

Committee Review



A Look at Middle School Math

Average Student Performance



A Look at Middle School Math

Grade 7		Low	Low Average	Average	High Average	High	Student Count
Winter 2025	Geometry	41 (8%)	45 (9%)	98 (20%)	140 (28%)	176 (35%)	500
Winter 2026	Geometry	20 (4%)	36 (7%)	68 (13%)	149 (28%)	258 (49%)	531

Scope and Sequence Differences

- Scale Drawings and Circles (area, circumference)
 - 24-25
 - Big Ideas: Unit 5 & Unit 9 (~January & ~April)
 - 25-26
 - Carnegie Pilot: Unit 1 (September & October)
 - Amplify Pilot: Unit 1 (December)



Math Committee

How can we still include data into our decision-making?

- Improvement in student knowledge/proficiency across a unit
- Quality of student discussion and explanation of reasoning
- Teacher feedback on each resource
 - Program design
 - Materials
 - Assessments
 - Ease of Implementation
 - Impact of Instruction





Downers Grove Grade School District 58

We Envision. We Seek. We Believe.

Middle School Math Pilot Questions?



Downers Grove Grade School District 58

We Envision. We Seek. We Believe.

Middle School Athletics and Activities

Overview of Tonight's Discussion

- A Review of Current Offerings & Costs
 - Sports
 - SDEAA Conference
 - IESA
 - Activities
 - Clubs
 - Co-Curricular Music
- Potential Fees for Sports, Activities, and Clubs



District 58 Current Offerings

- Transition to the SDEAA from the DMVA (SY 2024 - 2025)
 - DMVA
 - 6 schools (primarily Glenbard feeder schools)
 - Offerings - cross country, track, basketball, volleyball, and cheerleading



District 58 Current Offerings

- Transition to the SDEAA from the DMVA (SY 2024 - 2025)
 - SDEAA
 - 13 schools (District 86 & 99 feeder schools)
 - Offerings - cross country, track, basketball, volleyball, and cheerleading, wrestling, soccer, chess, scholastic bowl, *softball, *baseball, *swimming, and *golf

*DG 58 does not currently offer these sports



District 58 Current Offerings

	Prior to 2024	2024 -
Girls' Softball		
Boys' Baseball		
Cross Country	X	X
Boys' Golf		
Girls' Golf		
Girl's Basketball	X	X
Cheer	X	X
Dance		
Boy's Basketball	X	X
Wrestling		X

Chess		X
Girl's Volleyball	X	X
Band Festival		
Scholastic Bowl		X
Boys' Volleyball	X	X
Boys' Soccer		X
Girls' Soccer		X
Swimming		
Track and Field	X	X



IESA Offerings

- In addition to expanding sports by joining the new conference, the District also joined IESA.
- IESA is a state level organization (similar to IHSA) that offers state tournaments for certain sports (cross country, basketball, girls volleyball, wrestling, track and field, scholastic bowl, *cheer, *chess, *baseball, *softball, *golf)

*DG 58 does not currently participate in IESA for these sports/activities



District 58 Current Offerings

- Activities
 - Intramurals (impacted by construction and new offerings)
- Clubs (each school gets three standard clubs and up to six flexible clubs based on student interest)
 - Standard Clubs- Student Council, Yearbook, Newspaper (Media/Photography)
 - Flexible clubs can include things like Courtyard Crew, Cooking Club, Dungeons & Dragons, Improv/Drama, and more



District 58 Current Offerings

Co-Curricular Music Opportunities

- Chamber Choir, Chamber Strings, Jazz Band (for students who are concurrently enrolled in Choir/Orchestra/Band)
- Annual Musical (includes opportunities to perform or participate on stage crew)
- ILMEA (Illinois Music Education Association) is a state-level organization that offers local and statewide performance opportunities for students by audition and nomination.



Calculating Costs of Sports & Co-Curricular Music

- Total cost per sport/activity includes busing to away events, referee/official costs for home events, stipends for coaches/athletic directors/teachers and SDEAA participation fees (all where applicable.)
- Costs not included in these calculations include uniforms and equipment as these are not annual costs, but required periodically. IESA compliant uniforms are approximately \$115/student; district provided musical equipment typically begins at over \$500 per piece
- Much of the data in the next slide is estimated, and can change year over year (for example, bus costs can change, specific team/ensemble composition can also change...)



Sport/Activity	Herrick Total Cost per Sport/Activity	O'Neill Total Cost per Sport/Activity	Herrick Estimated Number of Students per sport/activity	O'Neill Estimated Number of Students per sport/activity	Cost Per Student - Herrick	Cost per student - O'Neill
Cross Country	\$14,403.00	\$9,735.00	115	83	\$125.24	\$117.29
Girls Basketball	\$12,320.00	\$12,100.00	24	24	\$513.33	\$504.17
Boys Basketball	\$12,320.00	\$12,100.00	24	24	\$513.33	\$504.17
Cheerleading	\$6,806.00	\$6,806.00	30	24	\$226.87	\$283.58
Wrestling	\$14,560.00	\$13,160.00	65	51	\$224.00	\$258.04
Chess	\$5,056.00	\$5,056.00	14	14	\$361.14	\$361.14
Girls Volleyball	\$11,702.00	\$11,482.00	24	24	\$487.58	\$478.42
Scholastic Bowl	\$5,954.00	\$5,774.00	15	12	\$396.93	\$481.17
Boys Volleyball	\$7,759.00	\$7,519.00	15	15	\$517.27	\$501.27
Soccer	\$12,340.00	\$12,080.00	30	30	\$411.33	\$402.67
Track and Field	\$17,088.00	\$12,770.00	90	70	\$189.87	\$182.43
Total Sports Costs	\$120,308.00	\$108,582.00				
Chamber Choir	\$2,519.00	\$2,519.00	20	20	\$125.95	\$125.95
Chamber Strings	\$2,519.00	\$2,519.00	18	18	\$139.94	\$139.94
Jazz Band	\$2,519.00	\$2,519.00	22	22	\$114.50	\$114.50
Total Co-Curricular Music Costs	\$7,557.00	\$7,557.00				



6th Grade Offerings

- Intend to offer 6th graders the ability to participate in all non-cut sports and activities (cross country, wrestling, track, chess, scholastic bowl, intramurals).
- For cut sports, there are pros and cons to allowing 6th grade participation.
 - Pros
 - More opportunities for participation
 - Higher level competition for students that are ready
 - Several conference schools provide this opportunity for various reasons
 - Cons
 - Less opportunity for other students in the grade level/less alignment with what we are trying to do philosophically
 - There are other opportunities for sixth graders in intramurals and outside organizations
 - The size of our schools limit the number of students
 - Board discussion/input needed



What sports are we currently not offering and why?

- **Baseball & Softball**
 - This season begins over the summer and competes with travel sports, with approximately 10 games for competition
 - We lack baseball and softball facilities and equipment; local facilities are used by a variety of organizations
 - Transportation (practices and games)
- **Golf**
 - The season begins over the summer, prior to the start of school.
 - Finding practice space is challenging in our area as the high schools use local facilities and golf leagues exist regularly
 - Only 4 golfers are allowed to enter the conference meet, which is the single competitive event
 - Transportation (practices and matches)
- **Swimming**
 - The season is in the spring
 - Facilities - very limited availability to practice at the high schools
 - There are typically three practices and one only conference meet
 - The conference rules and each swimmer's ability limit participation in the sole conference meet
 - Transportation (practices and the meet)



Potential Sport/Co-Curricular Music Fees

- Many local school districts charge a nominal fee for students to participate in sports, SDEAA activities and co-curricular music.
- The fee is not intended to cover the entire per-student cost of each sport/activity, but to subsidize the District's expense
- Based upon analysis of local middle schools and junior high schools as well as our own incurred costs, we feel that a \$50 participation fee for "cut" sports and activities, and a \$25 participation fee for non-cut sports and co-curricular music is appropriate. We would not suggest a participation fee for intramurals or student clubs; in the future, certain clubs could require a small materials fee (i.e., craft club, cooking, etc.)





Downers Grove Grade School District 58

We Envision. We Seek. We Believe.

Middle School Athletics and Activities Questions?



Downers Grove Grade School District 58

We Envision. We Seek. We Believe.

District Committee Updates

ELA Committee

2025-2026 Goals

- Review, collect feedback, and provide district guidance on specific aspects of the Illinois Comprehensive Literacy Plan to align district practices with state priorities including:
 - Assessment practices
 - Handwriting
 - Balance of print/digital materials in teaching reading and writing
- Curriculum Implementation Supports
- Celebrate our work and sunset the ELA committee



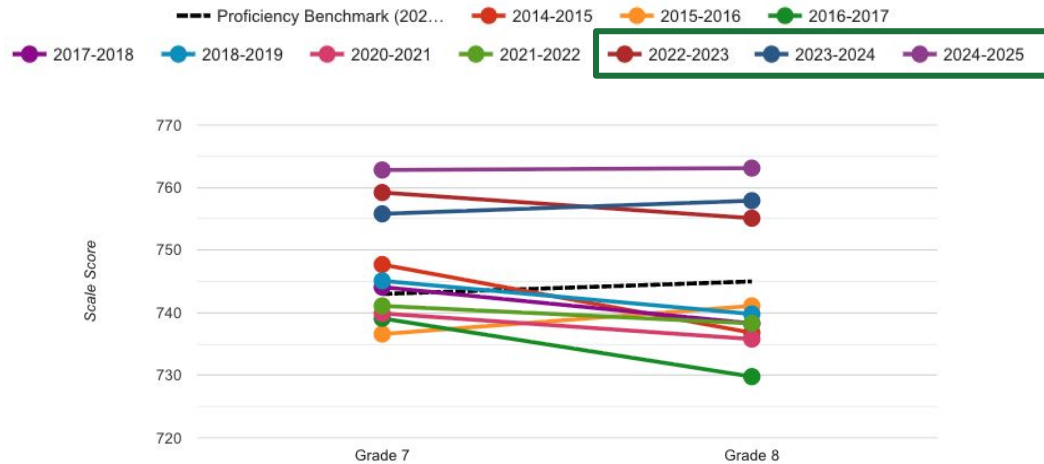
ELA Committee

- Celebration of student success
 - Two key priorities from 2022-2023 curriculum review
 - Middle School ELA
 - K-2 Foundational Skills



ELA Committee

- Middle School ELA
 - 24-25 IAR
 - 7th Grade and 8th Grade Average Scale Score 763



ELA Committee

- K-2 Foundational Skills
 - Spring 2025 Early Literacy
 - 10% drop in students in Kindergarten and First Grade achieving below the 25th percentile compared to Spring 2023 and Spring 2024



ELA Committee

- Positive impact attributed to our three year curriculum review process
 - Thorough curriculum review and evaluation by committee
 - Commitment to a pilot year for new curriculum
 - Implementation professional learning
 - Monthly PLMs facilitated by the instructional coaches
 - Previewing the next unit
 - Unpacking each component to ensure instructional integrity
 - Finding grade level specific solutions to implementation challenges



Science Committee

2025-2026 Goals

- Review of current resources and implementation data
- Understanding of NGSS and connections to our resource
- Review of available resources, with intent to build a strong, hands-on experience for our students
- Structured review of our science based field trips and experiments



Science Committee

- Full Middle School implementation of Open Sci Ed and pilot opportunity for 6th grade at Kingsley, Highland and Henry Puffer
 - Thermal Energy Unit
 - Procurement of Materials
- Elementary Review of Open Sci Ed
 - Pilot opportunity of two units for the 2026-2027 school year



MTSS SubCommittee for Intervention

- Elementary Committee
 - Reviewing feedback from monthly professional learning on MTSS guidance document implementation
 - Reviewing universal screening data
 - Intervention curriculum evaluation and review
- Middle School Committee
 - Defining middle school intervention
 - Identification criteria for intervention



District Equity Leadership Team (DELT)

- Equity data monitoring and oversight
 - ISBE Equity Journey Continuum & IL Report card
- Equitable access to student opportunities
 - Gifted
 - Accelerated
 - Extracurricular
- Alignment with strategic priorities
 - Goal 5- Student engagement, professional learning, and recruitment and retention practices



District Equity Leadership Team (DELT)

- Next Steps

- Continue review of Gifted and Accelerated Data
- Student interest survey development
- Professional learning development
- Recruitment & Retention



Multilingual Programs: Dual Language

Two Way Dual Language Program

- Started in the 2022-2023 academic year for incoming kindergarten students

2026-2027	4th grade
2027-2028	5th grade
2028-2029	6th grade (O'Neill Middle School)

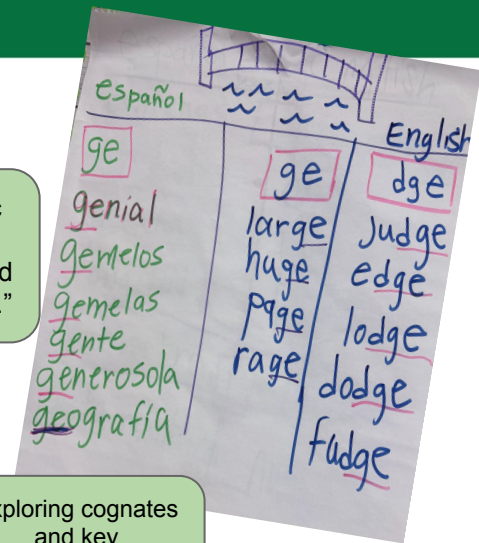


Two-Way Dual Language Program


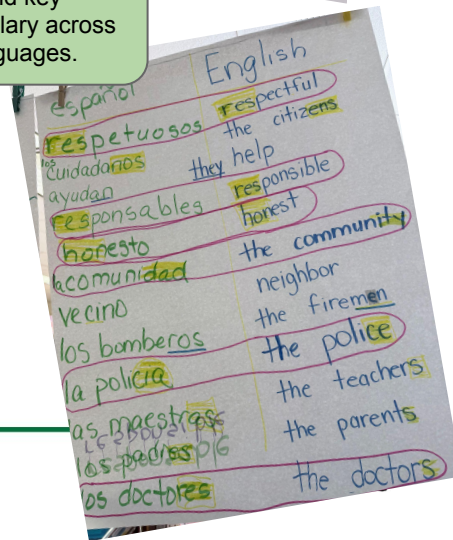
Dual Language

- ★ Cross Linguistic Connections
- ★ Oracy Strategies

Cross-linguistic phonics study: Spanish "ge" and English "ge/dge."




Exploring cognates and key vocabulary across languages.



Mrs. DeLeon models partner talk in 2nd grade Two-Way.



Timed pair-share in action!



Building oracy through tech and collaborative discussion.

Multilingual Programs: English Learners

Elementary

- Express & Hello Curriculum

Middle School

- Co-taught Model

Both

- ACCESS Test




Multilingual word wall supporting academic language development.



Teachers aligning instruction to support multilingual learners.

One-on-one support to deepen understanding.



Professional Learning Council

- Review of staff feedback on Professional Learning Mondays from August - January
- Discussion of PLM structure and addressing staff needs during professional development
- Staff voice in topics and opportunities to present to colleagues
- Planning for the 2026-2027 school year, including Teacher Institute Days and Professional Learning Mondays





Downers Grove Grade School District 58

We Envision. We Seek. We Believe.

Questions?