

Study Session and Business Meeting
Tuesday, December 12, 2017 Mountain Time

JATC South Campus (Board Conference
Room)
12723 S. Park Avenue (2080 West)
Riverton, Utah 84065

1. **STUDY SESSION – OPEN MEETING** - 4:00 p.m.
 - 1.A. Report on West Jordan Feeder System
 - 1.B. Dual Language Programming Discussion
 - 1.C. School Board Book Study Focusing on Student Achievement
 - 1.D. Policy Governance Review GP103 Board Members' Principles of Operation – Conduct and Ethics
 - 1.E. Future Agenda Items
2. **Motion to Adjourn to Closed Session**
3. **POTENTIAL CLOSED SESSION**
4. **GENERAL SESSION – OPEN MEETING** - 6:30 p.m.
 - 4.A. Pledge of Allegiance
 - 4.B. Reverence
 - 4.C. Celebrating Schools
 - 4.D. Resolutions of Appreciation
 - 4.E. Recognitions
 - 4.F. School Recognitions
5. **Patron Comments**
6. **General Business - Motion to Approve Consent Agenda Items**
 - 6.A. Board Minutes
 - 6.B. **Proposed Updates to Administrative Policies**
7. **General Business - Motion to Accept Consent Agenda**
 - 7.A. Expenditures
 - 7.B. Financial Statements
 - 7.C. Personnel – Licensed and Education Support Professionals
 - 7.D. **Recommendation to Issue Certificates for Home Instruction**
8. **Bids**
 - 8.A. **Nutrition Services - Cafeteria Tables**
 - 8.B. **District Wide - Toner and Ink**
 - 8.C. **New Construction - South Hills Middle Remodel**
9. **Special Business Items**
 - 9.A. **BOUNDARY HEARING: Public Input Regarding Consideration of Proposed Boundaries for Bluffdale and Bastian Elementary Schools**
 - 9.B. **BOUNDARY HEARING: Public Input Regarding Consideration of Proposed Boundaries for Eastlake, Daybreak, Golden Fields, and Welby Elementary Schools**
 - 9.C. **BUDGET HEARING: Recommendation to Approve Amended Budget for the 2017-18 Fiscal Year**
10. **Information Items**
 - 10.A. Superintendent's Report - **Annual Summary Report for 2016-17**

11. Discussion Items

11.A. Committee Reports and Comments by Board Members

12. Motion to Adjourn to Closed Session

13. POTENTIAL CLOSED SESSION

13.A. Character and Competence of Individuals (Personnel)

13.B. Property

13.C. Potential Litigation

13.D. Negotiations

13.E. Security

West Jordan Middle

Board Funded School Improvement Plan

WJMS Demographics

Enrollment: 880

Caucasian 56%

Low SES 53%

Hispanic 38%

ELL 25%

Other Minority 6%

SWD 16%

Special Education Improvements

- Increase of Co-taught/Inclusion classes in Language Arts, Math & Science.
- 12 Sections of LA & Reading Co-taught Classes
 - Co-taught 9th Grade Reading Class for our lowest level students both Gen Ed. & Special Ed.
- 8 Sections of Math Co-taught
- 3 Sections of Science
- 7th Grade: 69 students
- 8th Grade: 74 students
- 9th Grade: 70 students
- Only 6 sections of “Pull-out” Resource classes (1 per grade in LA & Math)
 - Very small class sizes averaging 5-10 students per section
 - Highly individualized interventions

ESL Support/Intervention

- ESL Lead Teacher
- 3 additional ESL Aides (4 total)
- Co-taught ESL Math Class with a Native Speaker and Math Teacher
- Two Periods of targeted Language Arts Instruction for Levels 1-3
- English Language Development Class (Co-taught)
 - 1 on 1 instruction and tracking of individual students
 - Targeted intervention of WIDA test standards: Reading, Writing, Speaking and Listening
 - Students use a self-made graph to monitor their weekly goals and progress (Visible Learning)
 - Reading Horizons Literacy Program
- 1st quarter ELD Student Success
 - 55 A's; 30 B's; 8 C's; 0 F's
 - 100% Passing rate of all ELD students

Instructional Coaching

- LA Department Chair has 3 periods per day to conduct instructional coaching.
 - Classroom visits and observations
 - Collects data on Common Assessments
 - Conducts “Deep Data Dives” with teachers regarding their assessments
 - Collects and compiles data for weekly PLC meetings
 - Tracks individual students SRI scores and conducts targeted interventions
 - Acts as a lead Mentor teacher to interns and provisional teachers
 - Conducts Professional Development on Best Practices
- We will be expanding Instructional Coaching to the Math Department (position currently posted)

Technology Improvement

- Chromebook Labs
 - 37 complete Labs
 - 1260 Chromebooks
 - Every teacher has a lab (PE shares a lab)
- Teacher Instructional Technology Specialist
 - 1 period for Instructional Coaching w/technology
 - Works with teachers individually on instructional technology practices
 - Expert on Mastery Connect, Google Classroom, CANVAS, etc.
 - Compiles Mastery Connect Data
 - Conducts Professional Development on use of Technology in Instruction

Language Arts Intervention

- Instructional Coaching
- ESL Lead Teacher
- Co-taught classes in each grade level
- Specialized 9th Grade Reading Class (Co-taught)
- Reduced class size to an average of 27 students per section
- Inclusion classes
- Campus Literacy: One School/One book and Brown Bag

Math Intervention

- Math Lab Support
 - Secondary Math 1 support class for lowest level 9th grade Math students
 - 7th & 8th grade support class
 - 100% Passing rate of all students in the Math Lab classes
- ALEKS Instructional Software
 - Individualized program
 - Students practice and complete tutorials weekly
 - Utilized in the re-teach cycle for 9th grade credit recovery
 - Utilized in the Math Lab classes
- After School Tutoring
- Co-taught Math classes for Special Education and ELL students

2014-15 Q2 WJMS % of Student Fail Rate

Students who failed 1 or more classes	19%	22%	23%	14%
Males	24%	30%	32%	13%
Females	13%	14%	16%	10%
Students who failed 1 or more core classes	14%	15%	19%	8%
Males	19%	21%	26%	11%
Females	9%	9%	12%	6%
Latino students who failed 1 or more classes	30%	33%	42%	13%
Males	40%	38%	48%	10%
Females	29%	29%	42%	17%
White students who failed 1 or more classes	13%	15%	14%	12%
Males	20%	25%	22%	15%
Females	7%	9%	4%	8%
SPED students who failed 1 or more classes	33%	32%	35%	32%
Males	40%	33%	53%	35%
Females	25%	31%	14%	29%

2017-18 Q1 WJMS % of Student Fail Rate

Students who failed 1 or more classes	2.1%	1.7%	3.7%	1%
Males	3.5%	3.2%	4.8%	2.5%
Females	1.1%	0%	2.7%	.6%
Students who failed 1 or more core classes	1.7%	1.7%	2.3%	1%
Males	3.2%	3.2%	4.1%	2.5%
Females	.2%	0%	.6%	0%
Latino students who failed 1 or more classes	4.8%	4.9%	7.2%	2.3%
Males	7.1%	9.3%	9%	3%
Females	2.6%	0%	5.8%	1.9%
White students who failed 1 or more classes	.8%	0%	1.8%	.5%
Males	1.2%	0%	2.4%	1.3%
Females	.6%	0%	1.9%	0%
SPED students who failed 1 or more classes	2.1%	1.3%	5%	0%
Males	3.1%	2.6%	6.7%	0%
Females	1.1%	0	3.3%	0%

Jordan School District
MINUTES OF BOARD OF EDUCATION MEETING
November 28, 2017

The Board of Education of Jordan School District met in study, regular, and closed sessions on Tuesday, November 28, 2017, beginning at 4:05 p.m. at the JATC South Campus (Board Conference Room), 12723 S. Park Avenue (2080 West), Riverton, Utah.

STUDY SESSION

Those recognized or signed-in as present:

Janice L. Voorhies, Board President
Matthew Young, Board Vice President
Jen Atwood, Board Secretary
Bryce Dunford, Board Member
Tracy J. Miller, Board Member
Marilyn Richards, Board Member
Darrell Robinson, Board Member
Patrice A. Johnson, Superintendent of Schools
Anthony A. Godfrey, Associate Superintendent
John Larsen, Business Administrator
Paul Van Komen, Burbidge & White
Michael Anderson, Administrator of Schools
Jill Durrant, Administrator of Schools
Laura Finlinson, Administrator of Curriculum and Staff Development
June M. LeMaster, Administrator of Human Resources
Brad Sorensen, Administrator of Schools
Scott Thomas, Administrator of Auxiliary Services
Sandy Riesgraf, Director, Communications
Jason Skidmore, Director, Career & Technical Education
Shelley Nordick, Staff Assistant, Curriculum and Staff Development
Travis Hamblin, Consultant, Planning and Student Services
Michelle Daly, Consultant, Curriculum and Staff Development
Jeri Clayton, Administrative Assistant
Robert Conder, AV Maintenance
Vicki Olsen, President, Jordan Education Association
Dawn Ramsey, Director, Region VI PTA
Susan Pulsipher, District 50, Utah House of Representatives

President Voorhies presided and conducted. The Board of Education met in a study session to discuss the following:

A. Discussion of International Baccalaureate Program

Mr. Young said the members of the Innovations Committee voted unanimously to recommend to the Board that Jordan District begin the IB program application process and that at the last Board meeting, Board members requested to have additional discussion about the IB program before making a final decision about moving forward with implementation. He invited Board discussion and questions. Board members expressed concerns about the financial commitment, the value of the program to students, effect on the AP program, timing for implementation, funding for District technology needs and other programs, etc.

Board members expressed their individual feelings about moving forward with implementation of an IB program at a District high school. Four members were in favor of moving forward and three members were against moving forward. Board members then agreed to move forward with the application process for an IB program and agreed to begin looking at ways to address District technology concerns and related personnel needs.

Superintendent Johnson said she would share the Board's decision with high school principals so they can decide if they want to explore the possibility of becoming the host school.

B. Update on Dual Language Immersion (DLI) Visas

Mrs. Laura Finlinson, administrator for Curriculum and Staff Development, and Ms. Michelle Daly, consultant for Curriculum and Staff Development, reviewed personnel needs for the District's Dual Language Immersion program and explained the types of visas for international guest teachers and associated costs to the District. Mrs. Finlinson stated that previous Boards have not approved paying for visas because of the cost and liability, but the costs are lower now and she wanted the current Board to have an opportunity to decide whether this is something they want to consider. She also noted that there are multiple Wasatch Front districts that support from two to four visas per year for guest teachers and Jordan District has lost several of its good DLI teachers to other districts for this reason.

Board members asked questions related to costs and liability issues and said they would be in favor of sponsoring two visas provided they are comfortable with the information Mr. Van Komen, Board attorney, will provide to them at the next study session in regard to the District's liability. After receiving this information the Board will make a final decision.

C. Presentation on Proposed 2018-19 Traditional, Year-round and AB School Calendars

Dr. Anthony Godfrey, associate superintendent, and Mr. Travis Hamblin, consultant for Planning and Student Services, presented information to the Board regarding the parent survey and proposed calendars.

Dr. Godfrey stated that at the Board's request, a survey was created for patrons to review the proposed 2018-19 calendars and submit suggestions, concerns, questions, and/or comments. He noted that responses were received from 423 parents and 190 employees. Of the 613 total responses, 132 were positive about the calendars. Suggestions and comments included starting school after Labor Day, ending school before Memorial Day, patron preference for a year-round schedule, patron preference for a traditional calendar, providing students with longer winter and fall breaks, and a longer Thanksgiving break. Dr. Godfrey noted that patron responses related to the late start on July 25, 2018 included four positive responses and 14 negative responses.

Mr. Hamblin, consultant for Planning and Student Services, said the Calendar Committee is comprised of 26 members, five non-voting and 21 voting members and includes ten parents, four JEA members, three JESPA members, and four administrators. He noted that members serve a three-year term, but most parent representatives have served longer than three years. He expressed appreciation for the parent's depth of knowledge about calendar creation and said the Committee considers what is best for students, families, and teachers. Mr. Hamblin reviewed specifics related to each of the calendars, including the year-round late start on July 25, 2018 which allows for a mid-year professional development day for teachers.

Board members discussed the calendar and the July 25 late start. Mr. Robinson said he could not support the year-round calendar with the July 25 start date. Mrs. Miller said she is not in favor of the late start but is in favor of the teacher development day in January. Mrs. Voorhies said she likes the late start that provides for the teacher development day. Mrs. Atwood said she felt this was a fair compromise.

President Voorhies invited Vicki Olsen, president of JEA, to comment.

Ms. Olsen said she would like the Board to be aware as they are discussing starting school on a day following a State holiday, that she became aware of an employee who has to take personal days in order to be able to observe her Jewish holidays. She expressed her hope that the Board will be cognizant of the fact that not all religious holidays are observed as a day off.

D. Student Fees

Mr. Mike Anderson and Mr. Brad Sorensen, administrators of schools, reviewed the results of meetings with all secondary principals regarding student fees, specifically the fee approval process, high school and middle school registration and elective class fees, extra-curricular activity and participation fees, options for addressing unpaid fees, and school fund balances. Mr. Sorensen noted that school districts are allowed by law to collect fees because taxes do not cover all of the school needs and it is an effort to balance property taxes with those utilizing the school system. He also noted that some classes and activities require additional supplies, materials, uniforms, equipment, etc., and fees may be charged to cover the costs.

Mr. Sorensen stated that the high school registration fee is \$105.00, with \$55 remaining at the school for student events, recognitions, and programs, and \$50 is sent to the District to supplement other annual budgets, after fee waivers are deducted, such as textbooks, equipment, supplies, credit card fees, media and postage costs. He noted that deducting the fee waivers at the District level holds the schools harmless if they have a higher fee waiver population.

Mr. Anderson reported that the middle school registration fee is \$65, with \$25 remaining at the school for events, activities, recognitions, and programs, and \$40 is sent to the District to supplement other annual budgets, after fee waivers are deducted, such as textbooks, equipment, supplies, credit card fees, media and postage costs. He also noted that a \$20 CTE fee is collected to supplement the CTE courses taught in the seventh grade classes and after discussions with Mr. Skidmore, director of Career and Technical Education, it will be recommended that this fee be eliminated.

Mr. Anderson reviewed high school and middle school fund balances, noting that many middle schools have account balances in excess of \$3,000 and many high schools have account balances in excess of \$5,000. He stated that he and Mr. Sorensen discussed the account balances with principals and analyzed the reasons and need for the large balances and recommended to principals that they discuss the class fee requirements with individual teachers.

Mr. Sorensen recommended the following changes:

- Implement a new Fee Approval Form to be completed annually by the teacher requesting a class fee be charged.
- Clarify fee schedule language from a set \$10 fee to "up to \$10."
- Administrators of schools will annually review fund balances with principals in January and June to determine if fees should be reduced or eliminated.
- Anticipated future approved fees will be presented to School Community Councils for review.
- Elimination of the \$20 CTE fee for middle school students.
- Continue to educate school personnel that fees collected from currently enrolled students should be spent on currently enrolled students.

Board members agreed to the recommended changes and asked to have the new Fee Approval Form implemented immediately. They also discussed moving up the timeline for Board approval of the Schedule of School Fees from the present March/April time frame.

Mr. Young expressed appreciation for the level of work on the student fee schedule and stated that there is additional work that needs to be done. He pointed out to Board members and others that the expenditures in the Student Activities fund for 2016-17 were \$6.5 million, while the fund balance at the end of that same period was \$7 million. He said this means money received from students and parents over many years was not spent on the students from whom it was collected. He said while it is wise to have adequate fund balances, a fund balance which is 100 percent of the annual expenditures is inappropriate. He asked Board members to review the confidential information received from Mr. Larsen and to be prepared to discuss this matter again in a future meeting.

At 6:28 p.m., the meeting adjourned. The regular session started at 6:40 p.m.

REGULAR SESSION

Those recognized or signed-in as present:

Janice L. Voorhies, Board President
Matthew Young, Board Vice President
Jen Atwood, Board Secretary
Bryce Dunford, Board Member
Tracy J. Miller, Board Member
Marilyn Richards, Board Member
Darrell Robinson, Board Member
Patrice A. Johnson, Superintendent of Schools
Anthony A. Godfrey, Associate Superintendent
John Larsen, Business Administrator
Paul Van Komen, Burbidge & White
Michael Anderson, Administrator of Schools
Jill Durrant, Administrator of Schools
Laura Finlinson, Administrator of Curriculum and Staff Development
June M. LeMaster, Administrator of Human Resources
Brad Sorensen, Administrator of Schools
Scott Thomas, Administrator of Auxiliary Services
Dan Ellis, Director, Accounting, Budgets and Audits
Herb Jensen, Director, Transportation Services
Kurt Prusse, Director, Purchasing
Sandy Riesgraf, Director, Communications
Shelley Nordick, Staff Assistant, Curriculum and Staff Development
Travis Hamblin, Consultant, Planning and Student Services
Carolyn Gough, Principal, Riverton High School
Mike Glenn, Principal, Oquirrh Hills Middle School
Wendy Harmon, Consultant, Curriculum and Staff Development
Becky Gerber, Consultant, Curriculum and Staff Development
Jeri Clayton, Administrative Assistant
Robert Conder, AV Maintenance
Michael Prettyman, Unified Police Department
Vicki Olsen, President, Jordan Education Association
Dawn Ramsey, Director, Region VI PTA
Paul Winward, Squire & Company
Cheryl Acton, District 43, Utah House of Representatives
Jason, McGuire, Council Member, South Jordan City
Teresa Kwant
Jamie Rothe
April Pond
Valerie Hatch
Ruth Cook
Laura Gaylord
Zakia Richardson

President Voorhies presided and conducted. She welcomed those present. Oquirrh Hills Middle School students conducted a flag ceremony and led everyone in the Pledge of Allegiance. Reverence was given by Isabella DeJesus, student body vice president, Oquirrh Hills Middle School.

Celebrating Oquirrh Hills Middle School

Makenna Nielsen, Zachary Smith, Dylan Elliott, and Sydney Horner, student body officers of Oquirrh Hills Middle School presented information to the Board about the good things happening at Oquirrh Hills and reviewed some of the programs and activities in which students and faculty members participate.

Resolution of Appreciation

President Voorhies read a Resolution of Appreciation for each of the following former Jordan District employees who recently passed away:

Gerald "Jerry" Fullmer – employed by Jordan District from 1997 to 2010

Gary Leonard Smith – employed by Jordan District from 1968 to 1981 and 1991 to 1995

Sandra Steinke – employed by Jordan District from 1974 to 1996

Jane W. Timothy – employed by Jordan District from 1977 to 1989 and 1992 to 1996

Recognition of Blake Lewis and Sean Rausch

President Voorhies recognized Blake Lewis and Sean Rausch, members of the Riverton High School cross country team, for exemplifying the finest in sportsmanship. She said both athletes sacrificed a chance at winning the Utah cross-country state championship, held October 18, 2017 at Sugarhouse Park, in exchange for selflessness and good sportsmanship. She said when Sean Rausch noticed his team mate Blake Lewis had collapsed 400 meters from the finish line, he rushed to his friend's side. Sean saw the pain Blake was in and without hesitation picked him up and carried his injured team mate on his back to the edge of the finish line and then helped him across. She said this was a true act of kindness by Sean who was disqualified from the race along with Blake for breaking a rule that says participants can't touch another player during a meet. Blake suffered a broken tibia and despite being disqualified, both young men showed the world the ultimate winning ways of champions. President Voorhies said this act was a remarkable and memorable image that was picked up by news outlets across the country.

Recognition of Administrative Appointment

Dr. June LeMaster, administrator for Human Resources, introduced Mr. Michael Heaps who was appointed director of Information Systems. Mr. Heaps has been serving as support services manager for Information Systems and replaces Mr. Ron Bird who is retiring.

Recognitions by Board Members

Ms. Richards reported that she attended a Veteran's Day program at South Jordan Middle School and watched as students honored the veterans in attendance. She said audience members were asked to stand if they have family members serving in the military and students showed respect and reverence for them. Ms. Richards attended the Bingham High School production of *Shrek* and also the West Jordan Middle School production of *Annie* and said the students at both schools did a great job. Ms. Richards reported that the Bingham High School football team won the 6A state football championship. Ms. Richards attended the dedication ceremonies of the two new elementary schools, Bastian and Golden Fields, and said they were very different, but each was a fun experience for the attendees. She also attended School Community Council meetings at some of the schools she represents and said things appear to be going well, and attended the ground-breaking ceremony for the new West Jordan Arts Center.

Mrs. Miller stated that she attended the South Jordan Middle School Veteran's Day salute with Ms. Richards and enjoyed seeing the students honor the different military branches. She gave a shout-out to the Bingham High School marching band for taking first place in the state 4A band competition and also said Bingham High's production of *Shrek the Musical* was fantastic and fun and involved a huge cast of students. Mrs. Miller visited Herriman High School on the teacher professional development day and enjoyed watching the faculty review data and work in teams to come up with strategies for improving student learning. She said it was interesting to watch the great work teachers are doing to understand data and improve schools. Mrs. Miller also attended Heartland Elementary and watched teachers participate in a data dive. She expressed appreciation to those at Heartland Elementary and Fort Herriman Middle for meeting with Ms. Lisa Cummins,

Utah State Board of Education member. Mrs. Miller said she invited Ms. Cummins to visit schools to see some of the great things happening in Jordan District.

Mrs. Atwood said she attended the dedications of Bastian and Golden Fields Elementary Schools and expressed her appreciation to the teachers, staff, parents, and students for making Board members feel welcome. She said it was an honor to participate in these dedication ceremonies. Mrs. Atwood attended the West Jordan Middle School Community Council and said the council is always striving to do the best for the students and patrons. She also attended a "Mindfulness" training with Dr. Lovett at West Jordan Middle and said he talked to the teachers about how to be mindful of their actions and the things they are doing with students each day. She said Jordan District has amazing teachers it was interesting and heart-warming to see teachers in a vulnerable situation open up about students in their classes. Mrs. Atwood also attended West Jordan Middle School's production of *Annie* and said the students did a fantastic job and a lot of hard work and dedication went into this play. She expressed appreciation for receiving invitations to school events.

Mr. Young reported that he attended Riverton High School's production of *Cinderella* and said it was fun to see a different spin on this story than the Disney version and it was a fabulous production. He said it was also fun seeing students in school sweaters from Bingham and Copper Hills High School at Riverton's production, and he knew of a number of Riverton students that attended Bingham's performance. He expressed that he was pleased to see that level of support among the District's communities. Mr. Young said another fun thing Riverton students did on a Saturday morning as part of their fundraiser and because they were doing *Cinderella*, was to have the ProStart group host a princess party. They sold tickets and little girls and probably some little boys were able to meet Cinderella and sit in Cinderella's coach. He said he thought that was a unique fundraising opportunity and applauded the ingenuity and dedication of District students involved in the arts.

Mr. Robinson attended the state football championship games and said it was cool to see Herriman High participate in the semi-final game and they had good support even though it was played on the same night as the school play. Mr. Robinson expressed appreciation to the Board, District administration, and the Bastian community for the successful dedication. He said he also enjoyed attending the Golden Fields dedication and seeing how these new schools will be so valuable to the communities. Mr. Robinson said he wished parents could tag along as he attends PLC meetings with the superintendent and administrators to see how wisely this time is used and how valuable the late starts and early releases are to teachers. He said he would like to share with everyone how awesome these PLC visits are and added that Foothills and Fort Herriman have done some remarkable things. Mr. Robinson reported that he also attended a Veteran's Day assembly at Blackridge Elementary and said it was incredible to see the patriotism of the kids; he attended an assembly at Bingham High about sports; he visited Herriman High to see how students participate in College Week; and also attended with Mrs. Miller the professional development day and saw how wisely the time is used. Mr. Robinson reported that he has had great opportunities during the last month to work with School Community Councils, attend parent-teacher conferences, and his favorite thing has been meeting with parents, teachers, and community members about concerns they have. He said a teacher expressed concern about it being okay for her to share concerns with him and he said he wanted everyone to know that the Board, administration, teachers, parents, etc. are working as a team and he wants to communicate with all parties so good decisions can be made.

Mr. Dunford said he was thrilled to have everyone join him at Golden Fields for the dedication of that school and that it was a privilege to be working behind the scenes with the Golden Fields administration in organizing and planning the dedication. He said the organization and dedication of the teachers and the love they have for the students and school was thrilling to watch and the students are proud of their school and thrilled to be there and already have a school song. Mr. Dunford said he watches in awe at how everyone in this District pitches in to accomplish what needs to be done. As he has reached out to parents and teachers on issues he realized how connected the community is and he wants to hear what they have to say. He learned from these conversations that he taught their children and they taught his. He said he knows that bashing public education has become a national past-time, but he wants everyone to know how much he loves being part of Jordan School District and loves the parents he works with because they just want what is best for children. He added that as the Board talks about boundary changes, it seems that parents and students fight hard to stay at their schools because they love them.

Mrs. Voorhies gave a shout-out to West Jordan High School for hosting the Board's meeting with the legislators several weeks ago. She said the ProStart students prepared and served breakfast, the Madrigal group performed, and these students definitely wowed the legislators. She expressed appreciation to the West Jordan High students, teachers, and school administration for their help with this meeting. Mrs. Voorhies attended Copper Hills High School's production of My Fair Lady and took her two nine year old granddaughters with her. On the way out the girls were singing "get me to the church on time," and said this means they "got it." Mrs. Voorhies said "bless the students who did such an outstanding job that even nine year olds understood what was happening." Mrs. Voorhies said she attended the Sunset Ridge production of Cinderella and the girl that played Cinderella was lovely and had a beautiful voice and Prince Charming really was charming and it was a delight to attend this play. Mrs. Voorhies said she, too, is appreciative of the District's new elementary schools and like Mr. Dunford, it occurred to her as she visited with patrons and faculty members that Jordan District is a community of really good people doing good things and considering some of the upheaval and turmoil in the world there are blessings and things each day for which to be grateful.

Patron Comments Regarding Non-Agenda Items

Teresa Kwant, a patron representing the Jordan Heights, High Pointe, and Candlelight neighborhoods, addressed the Board. She invited the patrons who came with her to stand and reported that she had a list of 163 patrons that are also in support of the recommendations she will be making. Ms. Kwant reviewed some of the effects of the proposed boundary options on students and families and expressed concern about the growth expected in the Daybreak area, the safety of students required to cross 11400 South, and possible unnatural boundary lines. She asked the Board to consider leaving Eastlake on a traditional schedule for one more year and to make needed boundary changes next year when major changes are made for the new middle and high school. She suggested moving 35 students in the Rushton Meadows town homes to Welby so they go to the same school as the students living in the Rushton Meadows single family homes. She said this would create the least amount of disruption and create more space at Eastlake. She also suggested looking at non-DLI permits, adding more aides for reading and math groups, pocket busing of upper grades to Daybreak, renegotiating the portable contract with Kennecott Land, and looking for ways to improve planning and scheduling.

Jamie Roth agreed with Ms. Kwant's suggestions and said for the stability of the children, Eastlake should be left as is for one more year. She expressed concern about tossing children back and forth as a result of boundary changes and if there are no other options, then Eastlake should be returned to a year-round schedule next year.

Valerie Hatch stated that she also agrees with Ms. Kwant's recommendation for no change and asked the Board to wait for one more year so that boundary changes can take place at the same time they will be needed for the new middle and high schools.

Ruth Cook said she is a parent of three students at Eastlake Elementary and lives in a pocket of homes that has continually been switched back and forth between schools. She encouraged the Board to wait one more year before making boundary changes and to look at going back to a year-round schedule, if necessary.

Laura Gaylord said she is the mother of three children attending Eastlake Elementary. She said the community wants to find a solution that benefits everyone and that doesn't put people at odds with each other. She expressed her desire to see more schools built in the Daybreak area so all kids can attend a neighborhood school.

Teresa Rushton, a resident of Jordan Heights with three elementary-age children, said her children had been attending a small charter school and returned to public school this year. She said her children love it and have never said to her that the school is crowded. She said class sizes at Eastlake are excellent and Principal Williams has done a great job getting good teachers. She recommended waiting one more year before making boundary adjustments so they can be done in conjunction with the boundary changes for the new middle and high school.

Zakia Richardson, chair of the Eastlake School Community Council, said “for the record” she wanted to speak for the “other side.” She said she understands that everyone wants to remain at Eastlake but the reason the boundary change was brought up is being ignored and there are things that can’t continue to be ignored such as the school being almost at capacity. If projections are correct, 24 more students will bring the school to maximum capacity and if more than 24 students are enrolled, it may be detrimental to the students. She stated that the current crisis can be tolerated for one more year as some suggest, but patrons may regret it. She said projections for Eastlake have been missed by 100 students for the last couple of years and urged the Board to look at the numbers and do what is best for students.

I. **General Business – Consent Agenda**

A. **Motion to Approve Consent Agenda Items**

1. **Minutes**

Minutes of the Board of Education meetings held October 10, October 24, November 9, and November 14, 2017, were presented to the Board of Education for approval.

2. **Updates to Board Governance Policy GP101 *Governing Style***

MOTION: It was moved by Matthew Young and seconded by Marilyn Richards to approve Consent Agenda items A1 through A2, as recommended. The motion passed with a unanimous vote.

B. **Motion to Accept Consent Agenda Items**

1. **Expenditures**

Expenditures for the month of October 2017 were provided to the Board of Education.

2. **Financial Statement**

The financial statement through October 31, 2017, was provided to the Board of Education. A copy is attached at the conclusion of these minutes. (Attachment 1)

3. **Personnel – Licensed and Classified**

Personnel changes for the month of October 2017 were provided to the Board of Education.

4. **Recommendation to Issue Certificates for Home Instruction**

It was recommended that the students whose parents have filed affidavits pursuant to Utah Code 53A-11-102 shall be issued certificates excusing them from attending public school.

MOTION: It was moved by Jen Atwood and seconded by Darrell Robinson to accept Consent Agenda items B1 through B4, as recommended. The motion passed with a unanimous vote.

II. **Bid Recommendations**

A. **School or Department**
Nutrition Services

Items for Bid
Produce

Bidders

A&Z Produce
Kessimakis Produce Company
Muir Copper Canyon Farms
Nicholas & Company

Amount of Bid

\$800,000.00
(1-yr contract w/four 1-yr renewal options)

Purpose: To provide fresh produce for the student nutrition lunch program.

Budget: Nutrition Services

Recommendation: It was recommended awarding the contract to the most responsive, responsible and acceptable bidder, A&Z Produce Company. They complied with the specifications, terms, and conditions outlined in the bid documents.

MOTION: It was moved by Matthew Young and seconded by Jen Atwood to approve the bid, as recommended. The motion passed with a unanimous vote.

B.	<u>School or Department</u> Career and Technical Education	<u>Items for Bid</u> Vehicle Lifts and Garage Equipment
	<u>Bidders</u> Mohawk Resources LTD State Contract: MA2002	<u>Amount of Bid</u> \$60,911.86

Purpose: Bingham High is the only auto shop lab in the District without this equipment. In the last NATEF evaluation it was suggested working towards purchasing this equipment and the CTE director felt this was the best year to make the purchase.

Budget: Career and Technical Education

Recommendation: It was recommended placing the order with the state contract vendor, Mohawk Resources, LTD. They complied with the specifications, terms, and conditions outlined in the bid documents.

MOTION: It was moved by Tracy J. Miller and seconded by Marilyn Richards to approve the bid for vehicle lifts and garage equipment for Bingham High School, as recommended. The motion passed with a unanimous vote.

C.	<u>School or Department</u> Transportation	<u>Items for Bid</u> Rear Engine Buses (41)
	<u>Bidders</u> Bryson Sales and Service Lewis Bus Group Rush International Truck Center State Contracts: MA066 and MA610	<u>Amount of Bid</u> \$3,453,058.75

Purpose: Purchase of 41 school buses, 36 CNG and five diesel. Transportation will receive grant money of \$1,709,026.25 towards the purchase. Five of the 36 buses are additional fleet to meet the needs of the Transportation Department. Some of the old diesel buses will be destroyed as required by acceptance of the grant.

Budget: 2018-19 Capital budget.

Recommendation: It was recommended placing the orders with the state contract vendors, Lewis Bus Group and Rush International Truck Center. They are the lowest responsive and responsible state contract holders and have complied with the specifications, terms, and conditions of the bid.

MOTION: It was moved by Matthew Young and seconded by Marilyn Richards to approve the bid for 41 buses, as recommended. The motion passed with a unanimous vote.

III. **Special Business**

A. **Recommendation to Adopt the Comprehensive Annual Financial Report (CAFR) for Fiscal Year Ended June 30, 2017**

Mr. John Larsen said every year the District has an external audit performed by an independent CPA firm, which is a requirement of state law and a requirement for receiving grants. The auditing firm focuses on the District's financial statements and its compliance with laws and rules. He introduced Mr. Paul Winward, partner with Squire & Company, to discuss the audit results.

Mr. Winward said the CAFR is prepared by Mr. Larsen and Mr. Ellis and his firm prepared the Independent Auditor's Report found on pages 9-11. His firm, Squire & Company, is issuing an unmodified opinion on the correctness and fairness of the financial statements. This means there are no significant compliance issues required to be reported to the Board or other oversight agencies such as the federal and state governments. He said there were no disagreements with management and management did not seek second opinions which is a tribute to the people hired by the Board. He noted that they continually have a desire to maintain consistent and accurate reporting.

Mr. Larsen recognized the members of his team, Mr. Ellis and Mrs. Clayton, and all those involved in the financial aspects of the District, including the external auditors who insure that District personnel are aware of changes in accounting rules and reporting requirements.

Mr. Young expressed appreciation for the time and effort that went into preparing the CAFR. He recommended to Board members that they spend time reviewing the Statistical section of the report which he said contains a wealth of quality information such as demographics and historical trends. He also recommended Board members review Note numbers 9, 10, and 11 which begin on page 44 of the Notes to Basic Financial Statements.

Mrs. Miller stated that the Finance Committee met with the Squire & Company auditors last week and had an opportunity to ask questions, review the document, and learn about the auditing process. She said the auditors also visit schools to check accounting procedures and compliance and the Committee is very pleased with the report Squire & Company provided.

Public Comment

No patrons signed up to address the Board regarding this Special Business item and no patrons accepted the invitation to speak.

MOTION: It was moved by Bryce Dunford and seconded by Matthew Young to adopt the Comprehensive Annual Financial Report for Fiscal Year Ended June 30, 2017. The motion passed with a unanimous vote.

B. **Recommendation to Approve Proposed 2018-19 Traditional, Year-round, and AB School Calendars**

Dr. Anthony Godfrey, associate superintendent, said the Calendar Committee completed the process according to policy for creating the 2018-19 calendars. He stated that at the Board's request, a survey was sent out to gather public input and over 600 responses were received, with nearly 500 from parents and the rest from teachers. The survey was open-ended where respondents were able to submit comments about the calendar and the policy that governs the development of the school calendars. He said there was a large number of positive comments about the calendars, some patrons requested a longer Christmas break either next year or in the future, some requested that school end sooner or start later, and a variety of other responses were received related to preferences for traditional over year-round. He said the responses emphasized the importance of considering the individual impact to families. Dr. Godfrey noted

that the survey results can be found online and specific information will be provided to the Board committee that will be looking at calendar policy changes.

Public Comment

Vicki Olsen, president of JEA, expressed appreciation to Mr. Hamblin and the Calendar Committee for the hard work they do on the school calendars and said it is a thankless job because there are so many opinions about what needs to be done. She said she herself has come before the Board in times past asking for her own personal calendar preferences. Ms. Olsen said she knows the Board is interested in revising the calendar policy and how the calendar is developed and hopes that as they do this they keep in mind what they have said about improving student achievement and growth and that they provide teachers with the best days to teach. She said there are certain days teachers can't control such as when AP tests are given and it is beneficial to teachers to have as many teaching days as possible before AP tests are given.

MOTION: It was moved by Jen Atwood and seconded by Marilyn Richards to approve the proposed 2018-19 traditional, year-round, and AB school calendars.

Mr. Robinson stated that the survey is currently ongoing and the number of responses received would indicate that the public cares about this issue. He said he would be willing to approve the traditional schedule but can't approve the year-round schedule with the number of negative responses about the July 25 late-start day, even though he thought it was a good idea. He made the following motion:

SUBSTITUTE MOTION It was moved by Darrell Robinson and seconded by Matthew Young to approve the 2018-19 traditional and AB calendars and ask the Calendar Committee to look again at the year-round calendar.

In response to a question from Mr. Young about why the Calendar Committee would be asked to reconvene, Mr. Robinson said he thought the Committee could try to find a way to change the start date. Mr. Hamblin said if the Board wants a change, then the Committee members will communicate via email first to see if the matter can be resolved, and will also make changes based on Board direction.

Mrs. Atwood said it is important to note that of those that took the survey, only two percent provided a negative response to the July 25 late-start and for this reason she is in favor of approving the year-round calendar and not having the Committee re-evaluate it.

Mr. Young proposed the following amendment to Mr. Robinson's motion:

AMENDED SUBSTITUTE MOTION It was moved by Matthew Young and seconded by Darrell Robinson to approve the traditional calendars and approve the year-round calendar contingent upon school starting on July 26, 2018, and July 25, 2018, being a professional development day. The motion failed with a vote of five to two as follows:

Janice L. Voorhies	No
Matthew Young	Yes
Jen Atwood	No
Bryce Dunford	No
Tracy J. Miller	No
Marilyn Richards	No
Darrell Robinson	Yes

Vote on the Original Motion

President Voorhies called for a vote on the original motion. The motion passed with a vote of six to one. Mr. Robinson cast the dissenting vote.

IV. Information Items

A. Superintendent's Report

Superintendent Johnson expressed appreciation to Dr. Godfrey, Mr. Sorensen, and Mr. Anderson for their diligent work on the boundary matters. She also thanked Mr. Hamblin for his work on this issue and said the miles he's driven to research the boundary issues has been incredible.

Dr. Johnson thanked Mrs. Finlinson for the great in-service held today for principals and Curriculum staff which was provided by a national presenter on Depth of Knowledge. She said the information they received gets to the rigor the District is trying to provide for its students. Dr. Johnson said along those same lines, Mr. Anderson was quoted in an article in the magazine, *District Administration*, about standards-based grading and how this is a prelude to competency-based grading. She shared a quote from the article, "Jordan School District, the suburban school district in the Salt Lake City area, is phasing-in grading changes that include not factoring homework marks into final course grading which is based solely on assessments such as tests, papers, labs, and projects. Homework is practice." She said that Mr. Anderson then equated it to, "If you go to most scrimmages or practices, we don't practice on the scoreboard." This indicates that this homework practice should not be factored into the grades but rather the end result should be the grade and that is what the national speaker said today. She continued with the quote, "... said Michael Anderson, area administrator of schools in Jordan, the assessments are the games, that's where the scoring goes on." She gave a shout-out to Mr. Anderson because he does a lot with the legislators and school community councils and is being quoted in a national magazine.

Dr. Johnson also expressed appreciation to Mr. Larsen, business administrator, and his team for their work in preparing the CAFR for the Board.

Superintendent Johnson invited Ms. Becky Gerber and Ms. Wendy Harmon, consultants for Curriculum and Staff Development to address the Board about math and literacy efforts towards student achievement.

B. Curriculum Update in Literacy and Math

Ms. Becky Gerber, consultant for Curriculum and Staff Development, reported on elementary principal and teacher advisory groups that meet four to five times during the year to discuss literacy resources to meet the needs of teachers and students. They review programs and discuss professional development needs and materials to meet instructional needs. She said the most successful professional development is that which is provided on site and tailored to what the principal has requested. Ms. Gerber provided information about literacy professional development opportunities which includes site-based, District-provided, and online classes. Topics are chosen from feedback from teachers. She said literacy-based professional development is also offered to principals. Ms. Gerber said the Curriculum Department is working with Utah Valley University to start a reading endorsement program in the summer of 2018 so District teachers can earn this endorsement and be recognized by the State. They also provide coaching opportunities for teachers. At the secondary level, the literacy specialist has been working with teachers to develop a rapport and learn what they need to do to provide a high-quality education. An advisory group was established and has been working on developing standards-based units to be shared so all teachers have common instructional elements. Professional development is provided to assist teachers with data-dive resources and to help them develop proficiency scales and instruction-planning based on the data. She said the District provides professional development opportunities to secondary teachers and online professional

development is also available to them. She noted that the K-12 reading endorsement program will also be available to secondary teachers.

Ms. Wendy Harmon, consultant for Curriculum and Staff Development, reported that an elementary-level principal advisory group was started this year because of the effectiveness of the literacy advisory groups started last year and a plan is being created for meeting instructional needs and improving student achievement. A teacher advisory group has also been established and they met in early November to discuss ideas for the coming year. Ms. Harmon said teachers have comprehensive math instruction known as CMI and a partnership with BYU, Alpine, Wasatch, Nebo, and Davis School Districts, and Neil Armstrong Academy in Granite District. Training is provided to principals and four teachers who facilitate professional development training in their respective schools. A Foundations course was created at Midas Creek, Columbia, Westvale and Rose Creek. These schools are at various levels of implementation and this course provides excellent professional development. She reported that a math endorsement program is available to elementary school teachers and site-based, District-provided, and online professional development is also provided to teachers and principals. A teacher advisory group was established at the secondary level which meets to discuss needs and ideas for improving student achievement. They have also assisted teachers with the data-dive process that helps them identify students needing additional help and define areas of instructional focus.

V. **Discussion Items**

A. **Board Member Committee Reports and Comments**

1. **District/Community Council Board Advisory Committee**

Mr. Robinson reported that a meeting of his Committee has been scheduled and he will provide a report at the next meeting.

2. **Facilities Board Advisory Committee**

Mrs. Atwood said for the first time in a long time the Committee has not met and she had nothing new to report.

3. **District Finance and Audit Board Advisory Committee**

Mr. Dunford said he didn't have much more to add to what had already taken place in approving the CAFR. He expressed appreciation for the efforts of Mr. Larsen in putting the CAFR together. He said for the benefit of the public that Jordan School District is in a great financial position and the funds received from the public are well-cared for and he believes District personnel and Board members are good stewards of those funds. He added that the second opinion received from the external auditors has confirmed that fact. Mr. Dunford noted that in the General Fund for the financial year ending June 30, 2017, revenues were about \$13 million more than expenditures. He applauded all those who oversee District budgets for their attitude of doing all that needs to be done with less than that which they have been given. He expressed appreciation for the good stewards of the finances of Jordan District.

4. **Legislative/Community Relations Board Advisory Committee**

Mrs. Miller said her Committee has not met since the last Board meeting and she had nothing new to report.

5. **Innovations in Education Board Advisory Committee**

Mr. Young said his Committee will be meeting a week from Friday and he will provide a report at the next Board meeting.

6. Utah High School Activities Association (UHSAA)

Ms. Richards reported that the UHSAA Realignment Committee has been meeting and will begin the process of realignment in January. She noted that there will be at least three new high schools opening in the next two to three years and these schools will need to be included in the realignment process. She also reported that the UHSAA Board of Trustees voted to dismiss the lawsuit.

MOTION: At 8:50 p.m., it was moved by Matthew Young and seconded by Jen Atwood to adjourn the meeting and return to study session. The motion passed with a unanimous vote.

STUDY SESSION, Continued

Those recognized or signed-in as present:

Janice L. Voorhies, Board President
Matthew Young, Board Vice President
Jen Atwood, Board Secretary
Bryce Dunford, Board Member
Tracy J. Miller, Board Member
Marilyn Richards, Board Member
Darrell Robinson, Board Member
Patrice A. Johnson, Superintendent of Schools
Anthony A. Godfrey, Associate Superintendent
John Larsen, Business Administrator
Paul Van Komen, Burbidge & White
Michael Anderson, Administrator of Schools
Jill Durrant, Administrator of Schools
Laura Finlinson, Administrator of Curriculum and Staff Development
June M. LeMaster, Administrator of Human Resources
Brad Sorensen, Administrator of Schools
Scott Thomas, Administrator of Auxiliary Services
Sandy Riesgraf, Director, Communications
Vicki Olsen, President, Jordan Education Association
Jeri Clayton, Administrative Assistant
Dawn Ramsey, Director, Region VI PTA

President Voorhies presided and conducted. The Board of Education continued its study session to discuss the following:

E. Discussion on Policy DP333 *Leave–Sabbaticals*

Mrs. Laura Finlinson, administrator of Curriculum and Staff Development, reviewed policy DP333 and provided information about educational and sabbatical leaves. She asked the Board to determine how many leaves they would like to make available to licensed educators for the 2018-19 school year. Following the discussion, Board members agreed to four sabbatical and four educational leaves. Mr. Dunford stated that he would like the message sent to teachers that because the Board values its teachers, it is maximizing as many opportunities as possible to invest in its teachers and help them become better.

F. Administrative Policies from Joint Relations Committee (JRC)

Dr. Godfrey said four policies were reviewed by the Joint Relations Committee and noted that two of the policies are not negotiated but were discussed with JEA to obtain their input. Dr. Godfrey outlined the changes made to each of the following policies:

1. **DP304 NEG *Teacher Transfers***
2. **DP318 *Resignations–Licensed***
3. **DP336 NEG *Leave of Absence (1 Year)–Licensed***
4. **DP342 *Hours of Work***

Board members expressed support for the changes and asked to have the policies brought back for formal approval at the December Board meeting.

G. Avenues for Community Outreach by Board Members

Mr. Bryce Dunford asked for input about ways in which he can communicate with the members of the communities that he represents.

Ms. Riesgraf, director of Communications, discussed some of the things done in the past such as suggestion boxes and also what has been done in other districts. She suggested Skyward notices, emails, focus groups, brochures, flyers, a monthly message from the Board, etc.

Mr. Dunford said he would like to be provided the names, addresses, and email addresses of the people within his voting district so he can communicate directly with them. Ms. Riesgraf recommended sending a postcard to patrons inviting them to communicate directly with Board members which would allow him to gather patron information. Ms. Riesgraf was asked to design a postcard and bring it back for Board review.

Mr. Robinson started a discussion about providing a live video of Board meetings. Mr. Van Komen, Board attorney, discussed OCR restrictions, the costs involved, ramifications for non-compliance with OCR laws. Board members discussed possibly providing a starting time for each agenda item for the meeting audio that is placed on BoardDocs. They also asked to have this matter brought back for discussion at a future study session.

H. Discussion on Board Policies

1. E400 *Mission Statement*

Board members discussed the Board's mission statement as outlined in policy E400. They expressed a desire to make changes to the language. President Voorhies recommended that Board members review the policy and have recommendations ready for discussion at a future study session.

2. BSC204 *Monitoring Superintendent Performance*

Board members reviewed the policy and specifically item G3 regarding the December formal evaluation of the Superintendent. President Voorhies explained that Dr. Johnson in the past has prepared documentation and made a formal presentation to the Board in December to present the data that supports the work done during the previous year in meeting the goals of the Ends policies. She asked for Board input about future monitoring of performance. Board members discussed the policy and the need to refine and improve the language to better define expectations and timeline requirements. Mr. Young recommended having the Board leadership review the policy and bring suggestions for changes to the Board for discussion.

I. Review of Administrative Policy A11 *Naming of Facilities*

President Voorhies said with the number of new schools expected to open in the near future it would be advantageous to review the District policy related to naming of District facilities. Board members discussed policy A11 and revisions they would like to have made such as outlining the procedures and a timeline for naming a new school. Following the discussion, President Voorhies asked to have this agenda item brought back to the Board for further review in January 2018.

J. Board/Staff Follow-up to Prior Board Discussions

1. Club Committee – Mr. Brad Sorensen, Administrator of Schools

Mr. Brad Sorensen, administrator of schools, said the Club Committee met today with Mr. Van Komen, Board attorney, who assisted in clarifying several items such as curricular vs. non-curricular clubs. He noted that as discussed in earlier conversations with the Board, the Committee will not be addressing club fees. He said the Committee is anxious to move forward with creation of a draft policy and hopes to have the policy ready in January for Board review.

MOTION: At 10:16 p.m., it was moved by Jen Atwood and seconded by Marilyn Richards to go into closed session. The motion passed with a unanimous vote.

CLOSED SESSION

Those recognized or signed-in as present:

Janice L. Voorhies, Board President
Matthew Young, Board Vice President
Jen Atwood, Board Secretary
Bryce Dunford, Board Member
Tracy J. Miller, Board Member
Marilyn Richards, Board Member
Darrell Robinson, Board Member
Patrice A. Johnson, Superintendent of Schools
Anthony A. Godfrey, Associate Superintendent
John Larsen, Business Administrator
Paul Van Komen, Burbidge & White
Laura Finlinson, Administrator of Curriculum and Staff Development
June M. LeMaster, Administrator of Human Resources
Brad Sorensen, Administrator of Schools

President Voorhies presided and conducted. The Board of Education met in a closed session to discuss personnel, potential litigation, and negotiations. The closed session discussion was recorded and archived.

At 11:41 p.m., the meeting adjourned. The Board convened in a Special Board meeting.

SPECIAL BOARD MEETING

Those recognized or signed-in as present:

Janice L. Voorhies, Board President
Matthew Young, Board Vice President
Jen Atwood, Board Secretary
Bryce Dunford, Board Member, excused
Tracy J. Miller, Board Member
Marilyn Richards, Board Member
Darrell Robinson, Board Member
Patrice A. Johnson, Superintendent of Schools
Anthony A. Godfrey, Associate Superintendent
John Larsen, Business Administrator

Paul Van Komen, Burbidge & White
Laura Finlinson, Administrator of Curriculum and Staff Development
June M. LeMaster, Administrator of Human Resources
Brad Sorensen, Administrator of Schools

President Voorhies presided and conducted. She welcomed those present.

I. **Special Business**

A. **Recommended Action Regarding Student Appeal**

President Voorhies stated that the Board met in closed session to review the findings and conclusions of the Appeals Committee regarding a student appeal. The Board is required to take a vote whether to uphold, modify, or overturn the Appeals Committee decision.

MOTION: It was moved by Bryce Dunford and seconded by Jen Atwood to approve the recommendations made by the grievance officer which the Board has reviewed and to issue a written response to the grievant including the Board's valuing of and concern for the grievant. The motion passed with a unanimous vote.

MOTION: At 11:43 p.m., it was moved by Jen Atwood and seconded by Darrell Robinson to adjourn the meeting. The motion passed with a unanimous vote.

/jc
Attachments

Summary of Funds and Functions

<u>Fund #</u>	<u>Name</u>	<u>Examples of Activity</u>
10	General Fund (aka Maintenance and Operations)	K-12 instruction, support services offices
23	Non K-12 Fund	Pre-school, Adult Education, Community Education, coaches/advisor stipends
31	Debt Service Fund	General Obligation Bonds repayment
32	Capital Projects Fund (aka Capital Outlay)	Major construction and maintenance projects; land, bus, and equipment purchases
51	Nutrition Services Fund (aka School Lunch)	School breakfast and lunch sales and all associated costs
60	Health and Accident Self-Insurance Fund	Health, life, disability, and industrial insurance premiums and claims
75	Jordan Education Foundation Fund	Donations earmarked for Foundation

Expenditure

<u>Function #</u>	<u>Name</u>	<u>Examples of Activity</u>
1000	Instruction	Student classroom costs; teachers, substitutes, textbooks, supplies, etc.
2100	Support Services - Students	Nurses, psychologists, counselors, Guidance, Planning and Student Services
2200	Support Services - Instructional Staff	Curriculum, teacher professional development, media centers, testing
2300	Support Services - District Administration	Board of Education, superintendent, area administrators of schools
2400	Support Services - School Administration	Principals, assistant principals, office staff, registrars, school postage
2500	Support Services - Business	Business administrator, Accounting, Payroll, Purchasing
2600	Support Services - Operations and Maintenance	Utilities, Custodial, Maintenance, Central Warehouse, property management
2700	Support Services - Transportation	Student transportation to and from school, field trips
2800	Support Services - Other Central	Human Resources, Information Systems, Communications, Insurance Services
3100	Food Services	Nutrition Services
3300	Community Services	Pre-School, Adult Education, Community Education, coaches/advisor stipends, Foundation
4000	Facilities Acquisition and Construction	Major construction and maintenance projects; land, bus, and equipment purchases
5100	Debt Services	Repayment of bonds
8000	Foundation Donations	Donations earmarked for Foundation

Description	2017-18 Revised Budget	Encumbered Amount	October 2017-18 Monthly Activity	2017-18 FYTD Activity	Unencumbered Balance	Percent Remaining
10 MAINTENANCE & OPERATIONS						
1000 LOCAL REVENUE						
AD VALOREM TAXES	69,477,606.00	0.00	281,931.76	1,108,352.10	68,369,253.90	98.40%
AD VALOREM TAXES	5,003,094.00	0.00	442,948.05	1,589,045.03	3,414,048.97	68.24%
TUITIONS	1,891,680.00	0.00	63,044.91	168,658.97	1,723,021.03	91.08%
INVESTMENT EARNINGS	1,170,000.00	0.00	362,732.69	1,103,102.78	66,897.22	5.72%
OTHER LOCAL REVENUE	5,469,987.00	0.00	163,653.86	775,014.46	4,694,972.54	85.83%
LOCAL REVENUE	83,012,367.00	0.00	1,314,311.27	4,744,173.34	78,268,193.66	94.28%
3000 STATE REVENUE						
STATE REVENUE	147,130,795.00	0.00	12,488,124.61	49,982,898.91	97,147,896.09	66.03%
RESTRICTED GRANT OPTIONAL	33,819,364.00	0.00	2,565,710.58	28,186,200.70	5,633,163.30	16.66%
RESTRICTED GRANT VOC & OTHER	13,424,223.96	0.00	906,208.44	5,102,280.28	8,321,943.68	61.99%
RESTRICTED GRANT BASIC PROG	7,056,134.00	0.00	633,135.37	2,532,541.48	4,523,592.52	64.11%
RESTRICTED GRANT SPEC PURPOSE	18,762,283.43	0.00	1,152,084.50	10,199,892.68	8,562,390.75	45.64%
SCHOOL BLDG FOUNDATION AID	1,622,237.00	0.00	0.00	400,852.46	1,221,384.54	75.29%
MISCELLANEOUS STATE PROGRAMS	526,438.00	0.00	134,372.62	455,774.24	70,663.76	13.42%
SUPPLEMENTAL APPROPRIATIONS	17,387,545.00	0.00	1,137,493.92	5,218,873.20	12,168,671.80	69.98%
MISCELLANEOUS STATE REVENUE	13,000.00	0.00	3,796.00	4,268.53	8,731.47	67.17%
STATE REVENUE	239,742,020.39	0.00	19,020,926.04	102,083,582.48	137,658,437.91	57.42%
4000 FEDERAL REVENUE						
UNRESTRICTED GRANT THRU STATE	265,628.00	0.00	31,517.62	0.00	265,628.00	100.00%
RESTRICTED GRANT DIRECT	20,799.00	0.00	0.00	331,098.21	-310,299.21	-1,491.89%
RESTRICTED GRANT THRU STATE	11,552,919.00	0.00	64,869.58	2,007,408.15	9,545,510.85	82.62%
FEDERAL REVENUE OTHER AGENCIES	20,000.00	0.00	0.00	0.00	20,000.00	100.00%
FEDERAL NCLB	5,423,202.00	0.00	1,625,088.68	-151,430.46	5,574,632.46	102.79%
FEDERAL NCLB	97,080.00	0.00	0.00	0.00	97,080.00	100.00%
FEDERAL REVENUE	17,379,628.00	0.00	1,721,475.88	2,187,075.90	15,192,552.10	87.42%
5000 OTHER LOCAL SOURCES						
TRANSFER IN FROM OTHER FUNDS	-181,578.00	0.00	0.00	0.00	-181,578.00	100.00%
OTHER LOCAL SOURCES	-181,578.00	0.00	0.00	0.00	-181,578.00	100.00%
MAINTENANCE & OPERATIONS	339,952,437.39	0.00	22,056,713.19	109,014,831.72	230,937,605.67	67.93%

Description	2017-18 Revised Budget	Encumbered Amount	October 2017-18 Monthly Activity	2017-18 FYTD Activity	Unencumbered Balance	Percent Remaining
21	STUDENT ACTIVITIES FUND					
1000	LOCAL REVENUE					
INVESTMENT EARNINGS	60,000.00	0.00	0.00	739.62	59,260.38	98.77%
FOUNDATION	200,000.00	0.00	2,557.62	5,152.00	194,848.00	97.42%
	3,750,000.00	0.00	415.08	1,227.93	3,748,772.07	99.97%
OTHER LOCAL REVENUE	3,990,000.00	0.00	144,087.14	572,602.17	3,417,397.83	85.65%
LOCAL REVENUE	8,000,000.00	0.00	147,059.84	579,721.72	7,420,278.28	92.75%
STUDENT ACTIVITIES FUND	8,000,000.00	0.00	147,059.84	579,721.72	7,420,278.28	92.75%
=====						
23	NON K-12					
1000	LOCAL REVENUE					
AD VALOREM TAXES	719,582.00	0.00	3,434.45	12,656.71	706,925.29	98.24%
AD VALOREM TAXES	51,818.00	0.00	4,587.63	16,457.81	35,360.19	68.24%
TUITIONS	30,000.00	0.00	2,637.00	12,755.00	17,245.00	57.48%
INVESTMENT EARNINGS	30,000.00	0.00	8.34	20.73	29,979.27	99.93%
OTHER LOCAL REVENUE	856,935.00	0.00	35,837.88	182,576.32	674,358.68	78.69%
LOCAL REVENUE	1,688,335.00	0.00	46,505.30	224,466.57	1,463,868.43	86.70%
3000	STATE REVENUE					
RESTRICTED GRANT OPTIONAL	4,029,894.00	0.00	282,295.86	2,858,569.47	1,171,324.53	29.07%
RESTRICTED GRANT VOC & OTHER	482,089.00	0.00	32,909.61	259,183.05	222,905.95	46.24%
UNRESTRICTED GRANT BASIC PROG	60,000.00	0.00	36,000.00	36,000.00	24,000.00	40.00%
STATE REVENUE	4,571,983.00	0.00	351,205.47	3,153,752.52	1,418,230.48	31.02%
4000	FEDERAL REVENUE					
RESTRICTED GRANT DIRECT	342,141.00	0.00	0.00	-331,099.00	673,240.00	196.77%
RESTRICTED GRANT THRU STATE	3,520,224.00	0.00	-1,656,606.30	350,942.85	3,169,281.15	90.03%
FEDERAL REVENUE	3,862,365.00	0.00	-1,656,606.30	19,843.85	3,842,521.15	99.49%
NON K-12	10,122,683.00	0.00	-1,258,895.53	3,398,062.94	6,724,620.06	66.43%
=====						
26	Tax Increment					
1000	LOCAL REVENUE					
AD VALOREM TAXES	13,500,000.00	0.00	0.00	0.00	13,500,000.00	100.00%
LOCAL REVENUE	13,500,000.00	0.00	0.00	0.00	13,500,000.00	100.00%

Description	2017-18 Revised Budget	Encumbered Amount	October 2017-18 Monthly Activity	2017-18 FYTD Activity	Unencumbered Balance	Percent Remaining
26 0000 Tax Increment						
Tax Increment	13,500,000.00	0.00	0.00	0.00	13,500,000.00	100.00%
=====						
31 1000 DEBT SERVICE LOCAL REVENUE						
AD VALOREM TAXES	11,589,069.00	0.00	48,999.87	189,391.57	11,399,677.43	98.37%
AD VALOREM TAXES	834,531.00	0.00	73,885.04	265,057.39	569,473.61	68.24%
INVESTMENT EARNINGS	40,000.00	0.00	134.25	333.75	39,666.25	99.17%
LOCAL REVENUE	12,463,600.00	0.00	123,019.16	454,782.71	12,008,817.29	96.35%
DEBT SERVICE	12,463,600.00	0.00	123,019.16	454,782.71	12,008,817.29	96.35%
=====						
32 1000 CAPITAL OUTLAY LOCAL REVENUE						
AD VALOREM TAXES	41,774,699.00	0.00	163,087.43	643,833.27	41,130,865.73	98.46%
AD VALOREM TAXES	956,801.00	0.00	254,130.72	911,676.14	45,124.86	4.72%
INVESTMENT EARNINGS	420,000.00	0.00	33,189.39	113,351.59	306,648.41	73.01%
LOCAL REVENUE	43,151,500.00	0.00	450,407.54	1,668,861.00	41,482,639.00	96.13%
4000 FEDERAL REVENUE						
FEDERAL REVENUE OTHER AGENCIES	415,256.40	0.00	0.00	0.00	415,256.40	100.00%
FEDERAL REVENUE	415,256.40	0.00	0.00	0.00	415,256.40	100.00%
5000 OTHER LOCAL SOURCES						
BONDS	100,613,956.00	0.00	0.00	0.00	100,613,956.00	100.00%
SALE OF FIXED ASSETS	85,000.00	0.00	3,548.17	18,882.87	66,117.13	77.78%
OTHER LOCAL SOURCES	100,698,956.00	0.00	3,548.17	18,882.87	100,680,073.13	99.98%
CAPITAL OUTLAY	144,265,712.40	0.00	453,955.71	1,687,743.87	142,577,968.53	98.83%
=====						

Description	2017-18 Revised Budget	Encumbered Amount	October 2017-18 Monthly Activity	2017-18 FYTD Activity	Unencumbered Balance	Percent Remaining
51 SCHOOL FOODS						
1000 LOCAL REVENUE						
INVESTMENT EARNINGS	60,000.00	0.00	0.00	0.00	60,000.00	100.00%
FOOD SERVICES REVENUE	7,753,000.00	0.00	552,338.28	2,142,195.78	5,610,804.22	72.37%
OTHER LOCAL REVENUE	50,000.00	0.00	829.98	2,357.83	47,642.17	95.28%
LOCAL REVENUE	7,863,000.00	0.00	553,168.26	2,144,553.61	5,718,446.39	72.73%
3000 STATE REVENUE						
RESTRICTED GRANT VOC & OTHER	3,700,000.00	0.00	282,337.50	406,780.50	3,293,219.50	89.01%
STATE REVENUE	3,700,000.00	0.00	282,337.50	406,780.50	3,293,219.50	89.01%
4000 FEDERAL REVENUE						
RESTRICTED GRANT THRU STATE	8,715,460.00	0.00	806,058.78	1,177,578.51	7,537,881.49	86.49%
FEDERAL REVENUE	8,715,460.00	0.00	806,058.78	1,177,578.51	7,537,881.49	86.49%
SCHOOL FOODS	20,278,460.00	0.00	1,641,564.54	3,728,912.62	16,549,547.38	81.61%
=====	=====	=====	=====	=====	=====	=====
60 HEALTH & ACCIDENT SELF INSURED						
1000 LOCAL REVENUE						
INVESTMENT EARNINGS	140,000.00	0.00	0.00	0.00	140,000.00	100.00%
OTHER LOCAL REVENUE	37,175,000.00	0.00	3,148,614.94	9,687,295.33	27,487,704.67	73.94%
LOCAL REVENUE	37,315,000.00	0.00	3,148,614.94	9,687,295.33	27,627,704.67	74.04%
HEALTH & ACCIDENT SELF INSURED	37,315,000.00	0.00	3,148,614.94	9,687,295.33	27,627,704.67	74.04%
=====	=====	=====	=====	=====	=====	=====
75 FOUNDATION						
5000 OTHER LOCAL SOURCES						
TRANSFER IN FROM OTHER FUNDS	181,578.00	0.00	0.00	0.00	181,578.00	100.00%
OTHER LOCAL SOURCES	181,578.00	0.00	0.00	0.00	181,578.00	100.00%
8000 JORDAN DIST DASH						
JORDAN DIST DASH	750,000.00	0.00	2,211.97	237,112.73	512,887.27	68.38%
	0.00	0.00	150.00	235,450.61	-235,450.61	0.00%
AEROSPACE PROGRAM	0.00	0.00	12,011.04	265,054.30	-265,054.30	0.00%
FOUNDATION	0.00	0.00	6,574.79	88,260.43	-88,260.43	0.00%

Description	2017-18 Revised Budget	Encumbered Amount	October 2017-18 Monthly Activity	2017-18 FYTD Activity	Unencumbered Balance	Percent Remaining
75 FOUNDATION						
8000 JORDAN DIST DASH						
	0.00	0.00	16,722.05	258,185.92	-258,185.92	0.00%
MUSIC PROGRAM	0.00	0.00	13,654.75	110,517.89	-110,517.89	0.00%
FOUNDATION	0.00	0.00	1,501.11	17,742.58	-17,742.58	0.00%
DOKAS CLASS	0.00	0.00	1,900.00	15,752.40	-15,752.40	0.00%
LLOYDS CLASS	0.00	0.00	1,145.65	20,020.32	-20,020.32	0.00%
SANDER'S CLASS	0.00	0.00	650.00	16,964.82	-16,964.82	0.00%
JORDAN DIST DASH	750,000.00	0.00	56,521.36	1,265,062.00	-515,062.00	-68.67%
9000						
	0.00	0.00	0.00	-7,069.47	7,069.47	0.00%
	0.00	0.00	0.00	-7,069.47	7,069.47	0.00%
FOUNDATION	931,578.00	0.00	56,521.36	1,257,992.53	-326,414.53	-35.04%
Grand Revenue Totals	586,829,470.79	0.00	26,368,553.21	129,809,343.44	457,020,127.35	77.88%

Number of Accounts: 1015

***** End of report *****

Description	2017-18 Revised Budget	Encumbered Amount	October 2017-18 Monthly Activity	2017-18 FYTD Activity	Unencumbered Balance	Percent Remaining
10	MAINTENANCE & OPERATIONS					
1000	INSTRUCTION					
SALARIES	172,181,254.45	0.00	12,090,023.05	25,003,335.90	147,177,918.55	85.48%
EMPLOYEE BENEFITS	71,128,965.82	0.00	5,072,653.79	11,770,887.89	59,358,077.93	83.45%
CONTRACT SERVICES	2,828,938.00	48,688.10	139,034.93	649,747.75	2,130,502.15	75.31%
REPAIRS	36,200.00	0.00	1,382.00	9,190.77	27,009.23	74.61%
MISCELLANEOUS	1,169,740.00	7,680.00	80,748.01	-119,394.28	1,281,454.28	109.55%
SUPPLIES	16,851,156.17	1,758,774.39	1,271,332.43	4,290,681.42	10,801,700.36	64.10%
EQUIPMENT	687,007.00	133,039.35	52,744.19	994,624.66	-440,657.01	-64.14%
OTHER OBJECTS	3,192,125.00	31,505.00	2,471.18	12,266.11	3,148,353.89	98.63%
INSTRUCTION	268,075,386.44	1,979,686.84	18,710,389.58	42,611,340.22	223,484,359.38	83.37%
1100	INSTRUCTION					
EMPLOYEE BENEFITS	0.00	0.00	88.85	88.85	-88.85	0.00%
INSTRUCTION	0.00	0.00	88.85	88.85	-88.85	0.00%
2100	SUPPORT SERVICES STUDENTS					
SALARIES	8,894,089.00	0.00	784,857.75	1,999,845.07	6,894,243.93	77.51%
EMPLOYEE BENEFITS	3,176,054.00	0.00	299,312.96	764,714.00	2,411,340.00	75.92%
CONTRACT SERVICES	14,430.00	9,750.00	9,815.00	10,305.00	-5,625.00	-38.98%
REPAIRS	1,000.00	0.00	0.00	0.00	1,000.00	100.00%
MISCELLANEOUS	32,644.00	114.47	1,520.27	6,795.71	25,733.82	78.83%
SUPPLIES	28,173.00	73.65	1,877.48	4,840.91	23,258.44	82.56%
EQUIPMENT	750.00	0.00	0.00	0.00	750.00	100.00%
OTHER OBJECTS	6,500.00	0.00	2,755.00	3,951.50	2,548.50	39.21%
SUPPORT SERVICES STUDENTS	12,153,640.00	9,938.12	1,100,138.46	2,790,452.19	9,353,249.69	76.96%
2200	SUPPORT SERVICES INSTRCT STAFF					
SALARIES	8,509,960.19	0.00	695,472.51	2,578,914.82	5,931,045.37	69.70%
EMPLOYEE BENEFITS	3,400,060.00	0.00	253,627.00	942,513.19	2,457,546.81	72.28%
CONTRACT SERVICES	1,522,195.00	56,302.00	45,387.62	241,337.82	1,224,555.18	80.45%
REPAIRS	7,130.00	0.00	0.00	0.00	7,130.00	100.00%
MISCELLANEOUS	333,361.00	3,677.03	21,670.31	130,822.98	198,860.99	59.65%
SUPPLIES	1,101,326.02	275,664.28	58,878.71	197,735.12	627,926.62	57.02%
EQUIPMENT	693,877.00	1,118.20	-130.00	2,641.50	690,117.30	99.46%
OTHER OBJECTS	73,720.00	0.00	676.74	4,117.22	69,602.78	94.42%
SUPPORT SERVICES INSTRCT STAFF	15,641,629.21	336,761.51	1,075,582.89	4,098,082.65	11,206,785.05	71.65%
2300	SUPPORT SERVICES DIST GEN ADMN					
SALARIES	1,244,646.00	0.00	126,146.34	513,704.36	730,941.64	58.73%
EMPLOYEE BENEFITS	575,819.00	0.00	54,062.38	221,209.72	354,609.28	61.58%
CONTRACT SERVICES	395,710.00	0.00	39,295.60	79,356.70	316,353.30	79.95%

Description	2017-18 Revised Budget	Encumbered Amount	October 2017-18 Monthly Activity	2017-18 FYTD Activity	Unencumbered Balance	Percent Remaining
10 MAINTENANCE & OPERATIONS						
2300 SUPPORT SERVICES DIST GEN ADMN						
REPAIRS	750.00	0.00	0.00	0.00	750.00	100.00%
MISCELLANEOUS	112,380.00	0.00	7,023.19	17,222.80	95,157.20	84.67%
SUPPLIES	64,095.00	0.00	1,434.52	11,701.36	52,393.64	81.74%
OTHER OBJECTS	45,500.00	0.00	0.00	44,877.00	623.00	1.37%
SUPPORT SERVICES DIST GEN ADMN	2,438,900.00	0.00	227,962.03	888,071.94	1,550,828.06	63.59%
2400 SUPPORT SERVICES SCHOOL ADMIN						
SALARIES	16,219,512.00	0.00	1,370,585.06	5,265,665.98	10,953,846.02	67.53%
EMPLOYEE BENEFITS	6,819,956.00	0.00	536,572.84	2,089,273.61	4,730,682.39	69.37%
CONTRACT SERVICES	0.00	246.81	1,660.00	2,949.00	-3,195.81	0.00%
MISCELLANEOUS	637,065.98	847.38	14,604.36	77,154.77	559,063.83	87.76%
SUPPLIES	4,845.00	2,138.36	2,178.86	10,671.52	-7,964.88	-164.39%
OTHER OBJECTS	0.00	0.00	105.78	105.78	-105.78	0.00%
SUPPORT SERVICES SCHOOL ADMIN	23,681,378.98	3,232.55	1,925,706.90	7,445,820.66	16,232,325.77	68.54%
2500 SUPPORT SERVICES BUSINESS						
SALARIES	1,608,195.00	0.00	111,070.86	491,250.71	1,116,944.29	69.45%
EMPLOYEE BENEFITS	752,219.00	0.00	53,128.00	225,004.41	527,214.59	70.09%
CONTRACT SERVICES	5,605.00	0.00	844.45	1,740.70	3,864.30	68.94%
REPAIRS	300.00	0.00	0.00	0.00	300.00	100.00%
MISCELLANEOUS	1,083,230.00	3.95	531,627.53	981,568.30	101,657.75	9.38%
SUPPLIES	23,650.00	0.00	-1,180.19	265.06	23,384.94	98.88%
EQUIPMENT	3,490.00	0.00	0.00	0.00	3,490.00	100.00%
OTHER OBJECTS	6,750.00	0.00	0.00	2,539.00	4,211.00	62.39%
SUPPORT SERVICES BUSINESS	3,483,439.00	3.95	695,490.65	1,702,368.18	1,781,066.87	51.13%
2600 OPERATION/MAINT OF PLANT						
SALARIES	13,832,436.00	0.00	1,152,111.60	4,666,513.64	9,165,922.36	66.26%
EMPLOYEE BENEFITS	5,930,812.00	0.00	486,396.34	1,984,279.32	3,946,532.68	66.54%
CONTRACT SERVICES	189,372.00	0.00	6,345.40	54,524.93	134,847.07	71.21%
REPAIRS	965,254.00	11,003.04	69,438.47	171,920.03	782,330.93	81.05%
MISCELLANEOUS	175,750.00	1,679.48	12,608.80	28,575.32	145,495.20	82.79%
SUPPLIES	16,085,318.00	109,594.12	1,411,551.23	3,964,183.85	12,011,540.03	74.67%
EQUIPMENT	6,500.00	3,420.00	0.00	0.00	3,080.00	47.38%
OTHER OBJECTS	23,100.00	0.00	50.00	50.00	23,050.00	99.78%
OPERATION/MAINT OF PLANT	37,208,542.00	125,696.64	3,138,501.84	10,870,047.09	26,212,798.27	70.45%

Description	2017-18 Revised Budget	Encumbered Amount	October 2017-18 Monthly Activity	2017-18 FYTD Activity	Unencumbered Balance	Percent Remaining
10	MAINTENANCE & OPERATIONS					
2700	STUDENT TRANSPORTATION SERVICE					
SALARIES	6,709,308.00	0.00	618,797.93	1,699,899.45	5,009,408.55	74.66%
EMPLOYEE BENEFITS	3,105,316.00	0.00	255,273.99	731,294.96	2,374,021.04	76.45%
CONTRACT SERVICES	107,700.00	0.00	1,232.00	139,904.39	-32,204.39	-29.90%
REPAIRS	22,000.00	0.00	2,196.95	6,203.39	15,796.61	71.80%
MISCELLANEOUS	102,490.00	2,664.06	979.82	55,385.01	44,440.93	43.36%
SUPPLIES	2,970,610.00	3,508.63	168,514.66	398,406.80	2,568,694.57	86.47%
EQUIPMENT	10,000.00	4,814.68	4,124.76	19,488.26	-14,302.94	-143.03%
OTHER OBJECTS	7,000.00	0.00	280.00	1,085.00	5,915.00	84.50%
STUDENT TRANSPORTATION SERVICE	13,034,424.00	10,987.37	1,051,400.11	3,051,667.26	9,971,769.37	76.50%
2800	SUPPORT SERVICES CENTRAL					
SALARIES	4,322,634.00	0.00	392,951.84	1,552,548.62	2,770,085.38	64.08%
EMPLOYEE BENEFITS	1,820,569.00	0.00	163,888.70	639,074.37	1,181,494.63	64.90%
CONTRACT SERVICES	1,085,358.00	48,914.68	25,822.12	97,031.08	939,412.24	86.55%
REPAIRS	206,180.00	0.00	0.00	3,268.92	202,911.08	98.41%
MISCELLANEOUS	494,573.00	1.06	25,116.58	119,980.30	374,591.64	75.74%
SUPPLIES	250,281.00	7,439.34	10,793.47	44,521.48	198,320.18	79.24%
EQUIPMENT	4,525.00	0.00	0.00	0.00	4,525.00	100.00%
OTHER OBJECTS	19,480.00	0.00	633.00	12,142.00	7,338.00	37.67%
SUPPORT SERVICES CENTRAL	8,203,600.00	56,355.08	619,205.71	2,468,566.77	5,678,678.15	69.22%
3100	FOOD SERVICES					
SALARIES	3,900.00	0.00	0.00	0.00	3,900.00	100.00%
EMPLOYEE BENEFITS	1,254.00	0.00	0.00	0.00	1,254.00	100.00%
FOOD SERVICES	5,154.00	0.00	0.00	0.00	5,154.00	100.00%
3300	COMMUNITY SERVICES					
SALARIES	288,710.00	0.00	0.00	0.00	288,710.00	100.00%
EMPLOYEE BENEFITS	79,359.00	0.00	0.00	0.00	79,359.00	100.00%
COMMUNITY SERVICES	368,069.00	0.00	0.00	0.00	368,069.00	100.00%
MAINTENANCE & OPERATIONS	384,294,162.63	2,522,662.06	28,544,467.02	75,926,505.81	305,844,994.76	79.59%
=====	=====	=====	=====	=====	=====	=====
21	STUDENT ACTIVITIES FUND					
1000	INSTRUCTION					
SALARIES	0.00	0.00	0.00	28,609.08	-28,609.08	0.00%
CONTRACT SERVICES	2,300,000.00	2,700.00	2,374.50	25,652.55	2,271,647.45	98.77%
REPAIRS	0.00	0.00	0.00	68.37	-68.37	0.00%

Description	2017-18 Revised Budget	Encumbered Amount	October 2017-18 Monthly Activity	2017-18 FYTD Activity	Unencumbered Balance	Percent Remaining
21	STUDENT ACTIVITIES FUND					
1000	INSTRUCTION					
MISCELLANEOUS	0.00	0.00	11,036.43	38,231.20	-38,231.20	0.00%
SUPPLIES	4,700,000.00	13,607.32	46,772.11	164,216.18	4,522,176.50	96.22%
EQUIPMENT	300,000.00	0.00	0.00	215.95	299,784.05	99.93%
OTHER OBJECTS	700,000.00	5,100.00	7,434.21	16,757.56	678,142.44	96.88%
INSTRUCTION	8,000,000.00	21,407.32	67,617.25	273,750.89	7,704,841.79	96.31%
1800						
SUPPLIES	0.00	0.00	-11.74	-11.74	11.74	0.00%
	0.00	0.00	-11.74	-11.74	11.74	0.00%
2200	SUPPORT SERVICES INSTRCT STAFF					
CONTRACT SERVICES	0.00	0.00	741.49	741.49	-741.49	0.00%
SUPPLIES	0.00	0.00	0.00	0.00	0.00	0.00%
SUPPORT SERVICES INSTRCT STAFF	0.00	0.00	741.49	741.49	-741.49	0.00%
2400	SUPPORT SERVICES SCHOOL ADMIN					
OTHER OBJECTS	0.00	0.00	0.00	375.00	-375.00	0.00%
SUPPORT SERVICES SCHOOL ADMIN	0.00	0.00	0.00	375.00	-375.00	0.00%
STUDENT ACTIVITIES FUND	8,000,000.00	21,407.32	68,347.00	274,855.64	7,703,737.04	96.30%
=====						
23	NON K-12					
1000	INSTRUCTION					
CONTRACT SERVICES	0.00	0.00	47.43	123.72	-123.72	0.00%
SUPPLIES	0.00	0.00	0.00	47.29	-47.29	0.00%
INSTRUCTION	0.00	0.00	47.43	171.01	-171.01	0.00%
2400	SUPPORT SERVICES SCHOOL ADMIN					
SALARIES	0.00	0.00	754.74	2,222.29	-2,222.29	0.00%
EMPLOYEE BENEFITS	0.00	0.00	63.77	187.78	-187.78	0.00%
SUPPORT SERVICES SCHOOL ADMIN	0.00	0.00	818.51	2,410.07	-2,410.07	0.00%

Description	2017-18 Revised Budget	Encumbered Amount	October 2017-18 Monthly Activity	2017-18 FYTD Activity	Unencumbered Balance	Percent Remaining
23 3300	NON K-12 COMMUNITY SERVICES					
SALARIES	7,128,691.00	0.00	547,533.71	1,450,998.89	5,677,692.11	79.65%
EMPLOYEE BENEFITS	2,402,648.00	0.00	176,572.13	496,915.57	1,905,732.43	79.32%
CONTRACT SERVICES	39,340.00	0.00	10,342.10	16,932.30	22,407.70	56.96%
REPAIRS	60,300.00	0.00	89.55	268.65	60,031.35	99.55%
MISCELLANEOUS	148,361.00	0.00	12,842.89	31,311.26	117,049.74	78.90%
SUPPLIES	641,804.00	1,775.98	8,446.87	86,010.09	554,017.93	86.32%
EQUIPMENT	20,000.00	0.00	0.00	1,991.24	18,008.76	90.04%
OTHER OBJECTS	226,086.00	0.00	0.00	-14,523.56	240,609.56	106.42%
COMMUNITY SERVICES	10,667,230.00	1,775.98	755,827.25	2,069,904.44	8,595,549.58	80.58%
NON K-12	10,667,230.00	1,775.98	756,693.19	2,072,485.52	8,592,968.50	80.55%
=====						
26 3300	Tax Increment COMMUNITY SERVICES					
OTHER OBJECTS	13,500,000.00	0.00	0.00	0.00	13,500,000.00	100.00%
COMMUNITY SERVICES	13,500,000.00	0.00	0.00	0.00	13,500,000.00	100.00%
Tax Increment	13,500,000.00	0.00	0.00	0.00	13,500,000.00	100.00%
=====						
31 5100	DEBT SERVICE DEBT SERVICES					
OTHER OBJECTS	15,851,435.00	0.00	0.00	0.00	15,851,435.00	100.00%
DEBT SERVICES	15,851,435.00	0.00	0.00	0.00	15,851,435.00	100.00%
DEBT SERVICE	15,851,435.00	0.00	0.00	0.00	15,851,435.00	100.00%
=====						
32 1000	CAPITAL OUTLAY INSTRUCTION					
CONTRACT SERVICES	0.00	0.00	150.00	999.00	-999.00	0.00%
MISCELLANEOUS	0.00	0.00	0.00	-400,000.00	400,000.00	0.00%
SUPPLIES	849,173.74	236,878.31	57,615.05	425,383.06	186,912.37	22.01%
INSTRUCTION	849,173.74	236,878.31	57,765.05	26,382.06	585,913.37	69.00%

Description	2017-18 Revised Budget	Encumbered Amount	October 2017-18 Monthly Activity	2017-18 FYTD Activity	Unencumbered Balance	Percent Remaining
32 CAPITAL OUTLAY						
2200 SUPPORT SERVICES INSTRCT STAFF						
SUPPLIES	129,987.20	2,981.43	2,836.73	100,816.39	26,189.38	20.15%
SUPPORT SERVICES INSTRCT STAFF	129,987.20	2,981.43	2,836.73	100,816.39	26,189.38	20.15%
2300 SUPPORT SERVICES DIST GEN ADMN						
MISCELLANEOUS	520,000.00	0.00	0.00	0.00	520,000.00	100.00%
SUPPORT SERVICES DIST GEN ADMN	520,000.00	0.00	0.00	0.00	520,000.00	100.00%
2400 SUPPORT SERVICES SCHOOL ADMIN						
MISCELLANEOUS	0.00	0.00	0.00	323.12	-323.12	0.00%
SUPPORT SERVICES SCHOOL ADMIN	0.00	0.00	0.00	323.12	-323.12	0.00%
2600 OPERATION/MAINT OF PLANT						
SALARIES	45,000.00	0.00	0.00	0.00	45,000.00	100.00%
CONTRACT SERVICES	5,000.00	0.00	330.00	330.00	4,670.00	93.40%
REPAIRS	10,000.00	0.00	0.00	1,646.09	8,353.91	83.54%
MISCELLANEOUS	16,400.00	0.00	2,814.85	3,843.82	12,556.18	76.56%
SUPPLIES	13,200.00	0.00	177.62	329.46	12,870.54	97.50%
OTHER OBJECTS	68,000.00	0.00	314.00	377.00	67,623.00	99.45%
OPERATION/MAINT OF PLANT	157,600.00	0.00	3,636.47	6,526.37	151,073.63	95.86%
4000 FACILITIES AQUISITION & CONSTR						
SALARIES	487,681.00	0.00	34,018.01	140,072.84	347,608.16	71.28%
EMPLOYEE BENEFITS	202,736.00	0.00	14,980.43	61,210.57	141,525.43	69.81%
FACILITIES AQUISITION & CONSTR	690,417.00	0.00	48,998.44	201,283.41	489,133.59	70.85%
4100 SITE ACQUISITION SERVICES						
CONTRACT SERVICES	37,000.00	3,400.00	600.00	4,800.00	28,800.00	77.84%
EQUIPMENT	6,735,652.44	0.00	-75.27	-75.27	6,735,727.71	100.00%
SITE ACQUISITION SERVICES	6,772,652.44	3,400.00	524.73	4,724.73	6,764,527.71	99.88%
4200 SITE IMPROVEMENT SERVICES						
EQUIPMENT	12,649,929.05	2,839,864.93	1,528,819.95	8,446,433.72	1,363,630.40	10.78%
SITE IMPROVEMENT SERVICES	12,649,929.05	2,839,864.93	1,528,819.95	8,446,433.72	1,363,630.40	10.78%

Description	2017-18 Revised Budget	Encumbered Amount	October 2017-18 Monthly Activity	2017-18 FYTD Activity	Unencumbered Balance	Percent Remaining
32	CAPITAL OUTLAY					
4300	ARCHITECTURAL & ENGINEERING					
EQUIPMENT	82,718,266.04	129,997,474.67	4,406,678.22	11,021,904.10	-58,301,112.73	-70.48%
ARCHITECTURAL & ENGINEERING	82,718,266.04	129,997,474.67	4,406,678.22	11,021,904.10	-58,301,112.73	-70.48%
4400	BUILDING REPAIRS & REMODELING					
EQUIPMENT	6,736,563.87	670,396.89	356,899.18	974,106.82	5,092,060.16	75.59%
BUILDING REPAIRS & REMODELING	6,736,563.87	670,396.89	356,899.18	974,106.82	5,092,060.16	75.59%
4500	BUILDING ACQUISITION/CONSTRUCT					
SUPPLIES	0.00	18,393.89	9,731.24	132,692.03	-151,085.92	0.00%
EQUIPMENT	4,363,310.97	229,062.38	140,780.77	289,159.41	3,845,089.18	88.12%
BUILDING ACQUISITION/CONSTRUCT	4,363,310.97	247,456.27	150,512.01	421,851.44	3,694,003.26	84.66%
4600	BUILDING IMPROVEMENT SERVICES					
SUPPLIES	0.00	10,002.17	5,116.18	15,536.43	-25,538.60	0.00%
EQUIPMENT	1,168,500.00	149,657.48	19,009.13	240,024.74	778,817.78	66.65%
BUILDING IMPROVEMENT SERVICES	1,168,500.00	159,659.65	24,125.31	255,561.17	753,279.18	64.47%
4700	DATA PROCESSING					
SUPPLIES	0.00	46,965.69	19,357.00	80,162.40	-127,128.09	0.00%
EQUIPMENT	3,041,538.65	142,021.41	552,449.17	1,561,647.39	1,337,869.85	43.99%
DATA PROCESSING	3,041,538.65	188,987.10	571,806.17	1,641,809.79	1,210,741.76	39.81%
4800	VEHICLES					
EQUIPMENT	2,495,500.00	39,984.57	0.00	2,138,525.44	316,989.99	12.70%
VEHICLES	2,495,500.00	39,984.57	0.00	2,138,525.44	316,989.99	12.70%
4900	OTHER FACILITIES					
REPAIRS	76,000.00	22,426.18	6,018.98	24,075.92	29,497.90	38.81%
OTHER FACILITIES	76,000.00	22,426.18	6,018.98	24,075.92	29,497.90	38.81%

Description	2017-18 Revised Budget	Encumbered Amount	October 2017-18 Monthly Activity	2017-18 FYTD Activity	Unencumbered Balance	Percent Remaining
75 1000	FOUNDATION INSTRUCTION					
CONTRACT SERVICES	0.00	0.00	2.75	5.50	-5.50	0.00%
INSTRUCTION	0.00	0.00	2.75	5.50	-5.50	0.00%
1400	INSTRUCTION					
SUPPLIES	171,000.00	0.00	0.00	0.00	171,000.00	100.00%
INSTRUCTION	171,000.00	0.00	0.00	0.00	171,000.00	100.00%
2200	SUPPORT SERVICES INSTRCT STAFF					
MISCELLANEOUS	16,000.00	0.00	0.00	485.00	15,515.00	96.97%
SUPPORT SERVICES INSTRCT STAFF	16,000.00	0.00	0.00	485.00	15,515.00	96.97%
3300	COMMUNITY SERVICES					
SALARIES	124,998.00	0.00	12,515.15	51,535.29	73,462.71	58.77%
EMPLOYEE BENEFITS	42,530.00	0.00	4,407.04	16,461.76	26,068.24	61.29%
CONTRACT SERVICES	1,500.00	0.00	484.74	568.74	931.26	62.08%
MISCELLANEOUS	5,680.00	0.00	247.68	333.73	5,346.27	94.12%
SUPPLIES	174,370.00	0.00	208.36	1,250.89	173,119.11	99.28%
OTHER OBJECTS	2,500.00	0.00	540.91	540.91	1,959.09	78.36%
COMMUNITY SERVICES	351,578.00	0.00	18,403.88	70,691.32	280,886.68	79.89%
6500	OTHER FOUNDATION PROGRAMS					
EQUIPMENT	94,000.00	0.00	0.00	0.00	94,000.00	100.00%
OTHER FOUNDATION PROGRAMS	94,000.00	0.00	0.00	0.00	94,000.00	100.00%
6800	FOUNDATION					
MISCELLANEOUS	0.00	0.00	-9,275.67	-9,275.67	9,275.67	0.00%
FOUNDATION	0.00	0.00	-9,275.67	-9,275.67	9,275.67	0.00%
8000	5K FUN RUN					
CONTRACT SERVICES	20,000.00	0.00	480.00	3,120.00	16,880.00	84.40%
MISCELLANEOUS	1,000.00	0.00	0.00	0.00	1,000.00	100.00%
SUPPLIES	0.00	0.00	2,876.72	11,385.23	-11,385.23	0.00%
OTHER OBJECTS	10,500.00	0.00	0.00	1,505.00	8,995.00	85.67%

Description	2017-18 Revised Budget	Encumbered Amount	October 2017-18 Monthly Activity	2017-18 FYTD Activity	Unencumbered Balance	Percent Remaining
75 FOUNDATION						
8000 5K FUN RUN						
5K FUN RUN	31,500.00	0.00	3,356.72	16,010.23	15,489.77	49.17%
8100 OTHER FOUNDATION PROGRAMS						
MISCELLANEOUS	1,000.00	0.00	0.00	0.00	1,000.00	100.00%
SUPPLIES	0.00	0.00	0.00	7,900.00	-7,900.00	0.00%
OTHER FOUNDATION PROGRAMS	1,000.00	0.00	0.00	7,900.00	-6,900.00	-690.00%
8200 AEROSPACE PROGRAM						
CONTRACT SERVICES	20,000.00	0.00	1,500.00	3,149.50	16,850.50	84.25%
REPAIRS	4,500.00	0.00	0.00	0.00	4,500.00	100.00%
MISCELLANEOUS	30,000.00	0.00	0.00	0.00	30,000.00	100.00%
SUPPLIES	25,000.00	1,500.00	25,014.73	52,571.66	-29,071.66	-116.29%
OTHER OBJECTS	0.00	0.00	0.00	2,439.11	-2,439.11	0.00%
AEROSPACE PROGRAM	79,500.00	1,500.00	26,514.73	58,160.27	19,839.73	24.96%
8300 OTHER FOUNDATION PROGRAMS						
SUPPLIES	0.00	65.00	2,033.35	6,584.05	-6,649.05	0.00%
OTHER FOUNDATION PROGRAMS	0.00	65.00	2,033.35	6,584.05	-6,649.05	0.00%
8400 OTHER FOUNDATION PROGRAMS						
CONTRACT SERVICES	0.00	0.00	350.00	2,380.00	-2,380.00	0.00%
MISCELLANEOUS	0.00	0.00	302.00	3,082.61	-3,082.61	0.00%
SUPPLIES	0.00	3,244.38	5,728.48	18,903.22	-22,147.60	0.00%
OTHER OBJECTS	0.00	0.00	29.50	29.50	-29.50	0.00%
OTHER FOUNDATION PROGRAMS	0.00	3,244.38	6,409.98	24,395.33	-27,639.71	0.00%
8500 MUSIC PROGRAM						
SUPPLIES	0.00	0.00	8,608.95	15,285.99	-15,285.99	0.00%
MUSIC PROGRAM	0.00	0.00	8,608.95	15,285.99	-15,285.99	0.00%
8600 OTHER FOUNDATION PROGRAMS						
CONTRACT SERVICES	45,000.00	0.00	0.00	0.00	45,000.00	100.00%
SUPPLIES	41,000.00	0.00	182.76	973.37	40,026.63	97.63%
EQUIPMENT	101,000.00	0.00	0.00	0.00	101,000.00	100.00%

Description	2017-18 Revised Budget	Encumbered Amount	October 2017-18 Monthly Activity	2017-18 FYTD Activity	Unencumbered Balance	Percent Remaining
75 FOUNDATION						
8600 OTHER FOUNDATION PROGRAMS						
OTHER FOUNDATION PROGRAMS	187,000.00	0.00	182.76	973.37	186,026.63	99.48%
8700 DOKAS CLASS RIVERSIDE ELEM						
SUPPLIES	0.00	0.00	41.81	423.68	-423.68	0.00%
EQUIPMENT	0.00	0.00	489.37	489.37	-489.37	0.00%
DOKAS CLASS RIVERSIDE ELEM	0.00	0.00	531.18	913.05	-913.05	0.00%
8800 LINDSAY'S CLASS						
MISCELLANEOUS	0.00	0.00	0.00	70.00	-70.00	0.00%
SUPPLIES	0.00	0.00	1,006.25	1,086.14	-1,086.14	0.00%
LINDSAY'S CLASS	0.00	0.00	1,006.25	1,156.14	-1,156.14	0.00%
8900 SANDER'S CLASS						
SUPPLIES	0.00	6,387.90	1,248.24	1,290.24	-7,678.14	0.00%
SANDER'S CLASS	0.00	6,387.90	1,248.24	1,290.24	-7,678.14	0.00%
9900						
MISCELLANEOUS	0.00	0.00	0.00	-1,611.05	1,611.05	0.00%
SUPPLIES	0.00	0.00	0.00	-4,958.42	4,958.42	0.00%
OTHER OBJECTS	0.00	0.00	0.00	-500.00	500.00	0.00%
	0.00	0.00	0.00	-7,069.47	7,069.47	0.00%
FOUNDATION	931,578.00	11,197.28	59,023.12	187,505.35	732,875.37	78.67%
Grand Expense Totals	617,004,261.59	137,174,582.08	40,552,796.06	121,265,368.45	358,564,311.06	58.11%

Number of Accounts: 19365

***** End of report *****

SUBJECT: HOURS OF WORK —LICENSED

I. Board Directive

The Board recognizes that the length of working days varies for different categories of employees. The Board delegates to the District Administration the responsibility for establishing the length of the work day and determining the working hours for all employees.

II. Administrative Policy

The immediate supervisor or school principal shall have the responsibility of scheduling the hours of work for individual employees to conform to the requirements within each position. This will be done within the following administrative policy provisions:

- A. Licensed personnel assigned to the local schools are expected to be at school at least one-half hour before school begins and to remain at school at least one-half hour after school is dismissed. Licensed personnel working in team-teaching schools with compressed schedules shall be at the school a comparable number of hours as those assigned to other schools.
- B. Licensed personnel working on a part-time basis will have their hours determined by the school principal or immediate supervisor in cooperation with the Administrator of Human Resources and approved by the Superintendent.
- C. Itinerant licensed personnel assigned to the various local schools shall work a number of hours comparable to other licensed personnel.
- D. Licensed personnel may not perform work for or receive compensation from another employer during contract time with Jordan School District.
- E. Hours of work that job share and part-time employees are required to spend on assignments such as parent/teacher conferences, committee work, faculty meetings, etc. shall be prorated by the percentage of a full-time contract.
- F. Principals retain the authorization to require staff to attend up to two events annually outside of contract time without compensation, such as Back to School Night or any other school directed event. Parent Teacher Conferences are not included and are compensated by days off.

 SUBJECT: TEACHER TRANSFERS

I. Board Policy Directive

The Board recognizes that all employees should be placed in the school and department that will best fit the educational needs of the students in the District. Consideration will be given to the employee's placement preference. When circumstances make it necessary to transfer employees involuntarily or reduce staff, orderly procedures are to be implemented.

II. Administration Administrative Policy

It is the policy of the Administration to assign personnel to the positions that best meet the needs of the District. Transfers shall be used to maintain a proper balance of experience and specialized competence among the schools of the District.

Guidelines**A. Voluntary Transfers**

1. The Human Resources Department will identify and advertise known vacancies beginning ~~April~~ March 1 of each school year, including those positions which were filled after Jan. 1 of the current school year (except nurses). Transfer requests will be accepted during the transfer window and/or until 10 working days prior to ~~the last day of~~ New Teacher Induction.
2. All vacancies for the coming school year occurring between ~~April~~ March 1 and June 1, shall be advertised for five working days. Teachers will make transfer requests according to the following guidelines:
 - a. ~~Beginning with the week of April 1, a list of a~~ All known job vacancies, together with required endorsements and skill requirements, will be ~~compiled and published on the Jordan School District Web site at www.jordandistrict.org~~ posted online.
 - b. ~~A request for transfer form, available at the school or the Human Resources website: <http://hr.jordandistrict.org/> signed by the principal, should be submitted to Human Resources no later than the published closing date. After a teacher has submitted one transfer form, requests for transfer to additional openings can be accomplished by calling Human Resources no later than the published closing date. Information from the first transfer request will be forwarded to other schools upon the request of the teacher.~~
 - b. Teachers interested in transferring must submit a separate transfer request through Skyward Employee Access for any posted position. During the transfer window, principals will be notified weekly of transfer requests for posted positions.
 - c. Using a common set of criteria such as personnel files, requested qualifications, experience, etc., principals will review requests for transfer and select the candidates to be interviewed. Principals will interview at least two (2) qualified transfer candidates if available through June 1. Candidates who are interviewed but not offered a position will be notified in writing as soon as reasonably possible. When the position has been filled, ~~all candidates making application will be notified by the local schools in a timely manner~~ the posting will be removed.
 - d. Beginning the week of ~~March~~ February 1 until the teacher transfer fair, teachers interested in transferring in conjunction with the teacher transfer fair may submit a transfer request through

SUBJECT: TEACHER TRANSFERS

[Skyward Employee Access.](#)

B. Involuntary Transfers—Administrative

1. A principal or immediate supervisor may request the transfer of an employee when in his/her judgment it will benefit the employee, the school, or the District. Transfer requests stating specific reasons for the transfer shall be made to the ~~Area-area~~ Administrator of Schools. The ~~Area-area~~ Administrator of Schools shall review the request and recommend approval or denial to the Administrator of Human Resources. Upon final approval of the Administrator of Human Resources, a copy of the request shall be given to the employee no later than April 1.
2. [An employee whose performance is unsatisfactory may not be transferred to another school unless the local school board specifically approves the transfer of the employee. §53A-8a-506](#)
 - a. [Unsatisfactory performance is defined as minimally effective or not effective on the employee's most recent evaluation.](#)
3. Involuntarily transferred teachers will be allowed to interview through the voluntary transfer process ~~from April 1 through June 1~~. If teachers are not successful in gaining a voluntary transfer by June 1, the District will place the employee [in a position for which he/she is qualified](#).
4. After the employee has been placed, the employee may continue to interview for other positions through the voluntary transfer process (Refer to Section II A of this policy).
5. Transfers during the school year shall be avoided.

SUBJECT: LEAVE OF ABSENCE (1 YEAR)—LICENSED

I. Board Directive

The Board recognizes that there are times when employees could benefit from a year's leave of absence. This leave could be used for any purpose which is substantially different from the employee's current job assignment or duties but may not be used to enable an employee to take similar employment with another district, company, organization, etc., within the State of Utah. A leave of absence of up to one (1) year may be granted upon recommendation of the employee's supervisor and approval by the Human Resources Department.

II. Administrative Policy

The following administrative policy provisions shall be followed in implementing Board directive:

- A. Requests for a leave of absence must be submitted on the Request for Leave of Absence form to the immediate supervisor at least thirty (30) days prior to the date of the anticipated leave. All designated information must be provided. The leave cannot extend beyond one (1) contract year.
- B. Employees will not receive salary or fringe benefits while on leave of absence. Health and accident insurance may be purchased through the district under the COBRA option. The cost will be 102 percent of the established premium rate.
- C. The immediate supervisor will recommend approval of the request and submit in writing both his/her recommendation and the employee's request to the Human Resources Department for District approval.
- D. The employee will be notified in writing of approval of the leave and ~~at the end of the leave will be placed in the first available opening for which he/she is qualified and certificated, will be invited to the Teacher Transfer Fair to seek an available position for which he/she is qualified and licensed.~~
- E. ~~If the employee is unable to secure a teaching position through the Teacher Transfer Fair or during the transfer window, he/she will be placed in the first available position for which he/she is qualified and licensed.~~
- ~~FE.~~ This leave shall not apply to provisional employees in their first and second years of employment, except in cases of illness or injury.
- ~~GF.~~ This leave will not be granted in successive years.
- ~~HG.~~ On a case by case basis, as determined by the Administrator of Human Resources, an employee may apply to substitute.
- ~~IH.~~ This leave does not provide experience credit for salary placement or change from provisional status.

SUBJECT: RESIGNATIONS—LICENSED

I. Board Directive

The Board of Education recognizes that, under extenuating circumstances, an employee of the District may request termination of his/her contract, that the appropriate office of the District may request the termination of a contract, and that by mutual agreement between the District and the employee, an employee's contract may be terminated. The Board delegates to the Administration the responsibility for developing policy regarding resignations for licensed employees.

II. Administrative Policy

Proper notice of resignation must be submitted electronically by the employee through Employee Access. This notice will begin when received by the Human Resources Department. The resignation policy shall be administered in accordance with the following administrative policy provisions:

- A. Employees are expected to adhere to the conditions of the contract until it has been terminated legally or by mutual consent.
- B. Provided verification is received by the Human Resource Department, the employee may be released from the contract at any time for reasons such as maternity or adoption of a child, transfer of spouse, military service, illness, etc. and will not be assessed the \$500 fine.
- C. When requesting contract termination, licensed personnel must notify the Human Resource Department via Employee Access with at least thirty (30) calendar days' written notice. Failure to give such notice will result in an assessment of \$500 to be deducted from the last paycheck and may result in attachment of a letter that precludes future employment with the District. Employees must also notify their principal or department director with at least thirty (30) calendar days' notice.
- D. Employees resigning during the contract year will be assessed the costs of a long-term substitute for any leave days used during the last thirty (30) calendar days of their employment except in the case of an immediate, verified medical reason or emergency.
- E. Employees resigning/retiring at the end of the current contract year, who give official notification of resignation/retirement through Employee Access prior to the published timeline March 1st will be eligible for a \$200 monetary incentive according to the timeline and incentive approved by the Board. This incentive will be paid on the last regular paycheck.

SUBJECT: RESIGNATIONS—ADMINISTRATION

I. Board Directive

The Board of Education recognizes that, under extenuating circumstances, an employee of the District may request termination of his/her contract, that the appropriate office of the District may request the termination of a contract, and that by mutual agreement between the District and the employee, an employee's contract may be terminated. The Board delegates to the Administration the responsibility for developing policy regarding resignations for administrators.

II. Administrative Policy

Proper notice of resignation in writing shall be submitted through the Administrator of Schools to the Human Resources Department. This notice will begin when received by the Human Resources Department. The resignation policy shall be administered in accordance with the following administrative policy provisions:

- A. Employees are expected to adhere to the conditions of the contract until it has been terminated legally or by mutual consent.
- B. Provided verification is received by the Human Resource department, the employee may be released from the contract at any time for reasons such as maternity or adoption of a child, transfer of spouse, military service, illness, etc. and will not be assessed the \$500 fine.
- C. When requesting contract termination, licensed personnel must notify in writing, their Administrator of Schools and the Human Resource Department via Employee Access with at least sixty (60) days written notice. Failure to give such notice will result in an assessment of \$500 to be deducted from the last paycheck and may result in attachment of a letter that precludes future employment with the District.
- D. Employees resigning during the contract year will be assessed the costs of a long-term substitute for any leave days used during the last sixty (60) days of their employment except in the case of an immediate, verified medical reason or emergency.
- E. Employees resigning/retiring at the end of the current contract year, who give official notification of resignation/retirement prior to ~~March~~ February 1st will be eligible for a \$200 incentive. This incentive will be paid on the last regular paycheck.

JORDAN SCHOOL DISTRICT
NOVEMBER 2017 EXPENDITURES PRESENTED TO THE BOARD OF EDUCATION
December 12, 2017

DESCRIPTION	VENDOR	AMOUNT
ADMINISTRATIVE FLEX FEE	SOUTH JORDAN CITY POLICE DEPT	\$ 217,500.00
ADVERTISING	NEWSPAPER MANAGEMENT COMPANY	525.00
ADVERTISING	UTAH CORRECTIONAL INDUSTRIES PRINT SHOP	371.25
ASSOCIATION DUES	AMERICAN FEDERATION OF TEACHERS	278.79
ASSOCIATION DUES	UTAH SCHOOL EMPLOYEES ASSOCIATION	8,921.58
ATTORNEY FEES	BURBIDGE & WHITE	21,047.98
AUDIT EXPENSE	SQUIRE AND COMPANY PC	18,000.00
BANK FEES	JORDAN EDUCATION FOUNDATION	540.91
CANCER INSURANCE	AFLAC GROUP INSURANCE	5,279.38
CDL/PHYSICAL RENEWALS	PETTY CASH	86.50
CELL TOWER LEASE	SOUTH HILLS MIDDLE	21,027.60
CELL TOWER LEASE	VALLEY HIGH	18,000.00
CELL TOWER LEASE	WEST JORDAN MIDDLE	9,583.20
COMPUTER EQUIPMENT	EN POINTE TECH	4,451.45
COMPUTER EQUIPMENT	SCHOOL TECHNOLOGY ASSOCIATES INC	6,518.75
COMPUTER EQUIPMENT	SHI INTERNATIONAL CORP	278.80
COMPUTER EQUIPMENT	VALCOM COMPUTER CENTER	5,352.00
CONSTRUCTION EXPENSE	APPLIED GEOTECHNICAL ENGINEERING CONS.	15,781.00
CONSTRUCTION EXPENSE	BUD MAHAS CONSTRUCTION	1,949,780.00
CONSTRUCTION EXPENSE	CMT ENGINEERING	17,312.50
CONSTRUCTION EXPENSE	DWA CONSTRUCTION, INC	1,061,916.65
CONSTRUCTION EXPENSE	E CUBE INC	687.25
CONSTRUCTION EXPENSE	HOGAN & ASSOCIATES CONSTRUCTION	735,809.65
CONSTRUCTION EXPENSE	MHTN ARCHITECTS INC	288,196.50
CONSTRUCTION EXPENSE	VALENTINER CRANE BRUNJES ONYON	240,242.58
CONSTRUCTION EXPENSE	WESTLAND CONSTRUCTION, INC	2,877,779.90
CONTRACT SERVICES	AIRGAS INTERMOUNTAIN	659.34
CONTRACT SERVICES	ALDA E GONCALVES	562.50
CONTRACT SERVICES	ALLEN, ANGELA	19.95
CONTRACT SERVICES	AMERICAN SIGN LANGUAGE	1,039.50
CONTRACT SERVICES	ANDERSON, KIMBERLY	19.95
CONTRACT SERVICES	ARAMARK CORP	37.00
CONTRACT SERVICES	ASURE SOFTWARE	4,212.40
CONTRACT SERVICES	BERG, LOYDENE	562.50
CONTRACT SERVICES	BIGLER, JOANN	19.95
CONTRACT SERVICES	BLOMQUIST AND HALE CONSULTING	10,755.36
CONTRACT SERVICES	BOONE, APRIL	19.95
CONTRACT SERVICES	BRENT PETERSEN	150.00
CONTRACT SERVICES	BYU YOUNG COMPANY	1,050.00
CONTRACT SERVICES	CANON SOLUTIONS AMERICA INC	272.17
CONTRACT SERVICES	COLLEGE BOARD THE	30,335.00
CONTRACT SERVICES	COLONIAL FLAG AND SPECIALTY COMPANY	35.00
CONTRACT SERVICES	CULLIGAN WATER CONDITIONING	69.90
CONTRACT SERVICES	ELWOOD STAFFING SERVICES	5,121.60
CONTRACT SERVICES	FRANKLIN COVEY	2,707.42
CONTRACT SERVICES	G AND K SERVICES	608.48
CONTRACT SERVICES	GARFIELD SCHOOL DISTRICT	21,366.00
CONTRACT SERVICES	HARMONY HOME HEALTH SERVICES LLC	18,962.21
CONTRACT SERVICES	HAWKWATCH INTERNATIONAL	150.00
CONTRACT SERVICES	HOLLY NEWTON	1,300.00
CONTRACT SERVICES	IVY GIRL ACADEMY	1,950.00
CONTRACT SERVICES	IVY LANE PEDIATRICS, INC	7,418.50
CONTRACT SERVICES	JAMIE HENDRICKS	87.50
CONTRACT SERVICES	JEFFERY CLEMENT MORRILL	100.00
CONTRACT SERVICES	JMM EDUCATIONAL CONSULTING	2,360.00
CONTRACT SERVICES	JW CONSULTING	6,750.00
CONTRACT SERVICES	KATHY E DUDLEY	300.00
CONTRACT SERVICES	KAURI SUE HAMILTON SCHOOL	4,160.00

DESCRIPTION	VENDOR	AMOUNT
CONTRACT SERVICES	LANDEEN, BRENDA	19.95
CONTRACT SERVICES	LARSEN, JOHN	204.50
CONTRACT SERVICES	LES OLSON CO	581.92
CONTRACT SERVICES	LESTARGE, LISA	19.95
CONTRACT SERVICES	LEVEL CHINESE LLC	5,000.00
CONTRACT SERVICES	LISA GIACOVELLI NEMELKA	480.00
CONTRACT SERVICES	LISA LAWRENCE	4,194.09
CONTRACT SERVICES	MARIA LAFONTAINE	25.00
CONTRACT SERVICES	MARK PEARCE	300.00
CONTRACT SERVICES	MAXIM HEALTHCARE SERVICES INC	1,366.72
CONTRACT SERVICES	MCINTOSH COMMUNICATIONS LLC	1,667.00
CONTRACT SERVICES	MEDICAL STAFFING NETWORK	5,143.20
CONTRACT SERVICES	MINH NGUYEN	112.50
CONTRACT SERVICES	MORTENSEN, ASHLEY	19.95
CONTRACT SERVICES	NUCO2 LLC	18.25
CONTRACT SERVICES	OAKGROVE EDUCATION SERVICES	515.20
CONTRACT SERVICES	PATRICE H ISABELLA	420.00
CONTRACT SERVICES	PAUL BREWER	300.00
CONTRACT SERVICES	PAUL NICKOLAS HARKER	300.00
CONTRACT SERVICES	PERFORMANCE MATTERS LLC	2,925.00
CONTRACT SERVICES	POPE, TONIA	25.00
CONTRACT SERVICES	RED STAR TRANSPORTATION INC	1,396.25
CONTRACT SERVICES	RINDLISBACHER, CODY	50.00
CONTRACT SERVICES	SALT LAKE COMMUNITY COLLEGE	50.00
CONTRACT SERVICES	SCOTT SORENSEN	400.00
CONTRACT SERVICES	SOUTHERN UTAH UNIVERSITY	2,484.00
CONTRACT SERVICES	SUNSET RIDGE MIDDLE	648.95
CONTRACT SERVICES	SUPERIOR WATER & AIR INC	19.95
CONTRACT SERVICES	THRESHER PIANO MOVERS	225.00
CONTRACT SERVICES	TILE TRANSFORMER	8,215.00
CONTRACT SERVICES	TOMASA ACOSTA	212.50
CONTRACT SERVICES	UTAH CORRECTIONAL INDUSTRIES PRINT SHOP	151.81
CONTRACT SERVICES	UTAH TRANSIT AUTHORITY	293.16
CONTRACT SERVICES	VALCOM COMPUTER CENTER	341.25
CONTRACT SERVICES	VALLEY HIGH	550.00
CONTRACT SERVICES	VAUN DELAHUNTY	300.00
CONTRACT SERVICES	WESTERN STATES VALUATION LLC	4,300.00
CONTRACT SERVICES	WOOD, TASHALYN	19.95
CONTRACT SERVICES	WORKFORCEQA LLC	1,447.75
CONTRACT SERVICES	ZACHARY BENCH	82.50
CONTRACT SERVICES - BUILDINGS	BECKS SANITATION	600.00
CONTRACT SERVICES - BUILDINGS	INNOVATIVE WATER SERVICES	1,030.15
CONTRACT SERVICES - BUILDINGS	NUVEK LLC	750.00
CONTRACT SERVICES - BUILDINGS	REPUBLIC SERVICES INC #864	924.18
CONTRACT SERVICES - BUILDINGS	RIVERTON HARDWARE AND LUMBER	30.42
CONTRACT SERVICES - BUILDINGS	STATE FIRE SALES AND SERVICE	7,914.24
CONTRACT SERVICES - BUILDINGS	STEPSAVERS INC	163.24
CONTRACT SERVICES - BUILDINGS	TAYLOR BROTHERS OF UTAH INC	4,575.00
CONTRACT SERVICES - BUILDINGS	UNIFIRST CORPORATION	504.30
CONTRACT SERVICES - EQUIPMENT	A ONE FITNESS	1,883.24
CONTRACT SERVICES - EQUIPMENT	ALDER SALES CORP	1,040.00
CONTRACT SERVICES - EQUIPMENT	BLAND TREE EXPERTS INC	650.00
CONTRACT SERVICES - EQUIPMENT	COLUMBUS SECURE DOCUMENT SOLUTIONS	156.33
CONTRACT SERVICES - EQUIPMENT	FEDEX	11.39
CONTRACT SERVICES - EQUIPMENT	MHI SERVICE INC	75.00
CONTRACT SERVICES - EQUIPMENT	MISTER CAR WASH	85.50
CONTRACT SERVICES - EQUIPMENT	PEAK ALARM	1,560.00
CONTRACT SERVICES - EQUIPMENT	TERRYS TOWING AND AUTO REPAIR	100.00
CONTRACT SERVICES - EQUIPMENT	THYSSENKRUPP ELEVATOR CORP	3,093.00
CONTRACT SERVICES - EQUIPMENT	WON DOOR CORP	300.00
CONTRACT SERVICES - GROUNDS	HI POINT PROPERTY SERVICES	5,075.00
CONTRACT SERVICES - GROUNDS	KELLY ROESTENBURG	4,287.61

DESCRIPTION	VENDOR	AMOUNT
CONTRACT SERVICES - GROUNDS	MCDERMOTT ENTERPRISES LTD	1,731.37
CONTRACT SERVICES DATA PROCESS	DEMATIC CORPORATION	700.00
CONTRACTED SOFTWARE	BRAIN POP	4,311.00
CONTRACTED SOFTWARE	EN POINTE TECH	45,408.08
CONTRACTED SOFTWARE	FARRINGTON, TRISTYN	70.00
CONTRACTED SOFTWARE	HALL, ALISON	19.95
CONTRACTED SOFTWARE	HOLLAND, CHERYL	117.48
CONTRACTED SOFTWARE	HOUGHTON MIFFLIN COMPANY	5,600.00
CONTRACTED SOFTWARE	LEARNING A Z	10,467.49
CONTRACTED SOFTWARE	MANGUM, OLIVIA	39.99
CONTRACTED SOFTWARE	MASTERY CONNECT LLC	2,112.00
CONTRACTED SOFTWARE	PLURALSIGHT LLC	3,000.00
CONTRACTED SOFTWARE	PORTER, DANIEL	105.69
CONTRACTED SOFTWARE	SHI INTERNATIONAL CORP	10,296.20
CONTRACTED SOFTWARE	SUNSET RIDGE MIDDLE	275.71
CONTRACTED SOFTWARE	UTAH EDUCATION NETWORK	2,500.00
CONTRACTED SOFTWARE	WING, JULIANNA	105.78
COUNSELOR WELFARE FUND	BINGHAM HIGH	337.50
COUNSELOR WELFARE FUND	COPPER HILLS HIGH	337.50
COUNSELOR WELFARE FUND	COPPER MOUNTAIN MIDDLE	337.50
COUNSELOR WELFARE FUND	ELK RIDGE MIDDLE	337.50
COUNSELOR WELFARE FUND	FORT HERRIMAN MIDDLE	337.50
COUNSELOR WELFARE FUND	HERRIMAN HIGH SCHOOL	337.50
COUNSELOR WELFARE FUND	JOEL P JENSEN MIDDLE	337.50
COUNSELOR WELFARE FUND	OQUIRRH HILLS MIDDLE	337.50
COUNSELOR WELFARE FUND	RIVERTON HIGH	337.50
COUNSELOR WELFARE FUND	SOUTH HILLS MIDDLE	337.50
COUNSELOR WELFARE FUND	SOUTH JORDAN MIDDLE	337.50
COUNSELOR WELFARE FUND	SUNSET RIDGE MIDDLE	337.50
COUNSELOR WELFARE FUND	VALLEY HIGH	337.50
COUNSELOR WELFARE FUND	WEST HILLS MIDDLE	337.50
COUNSELOR WELFARE FUND	WEST JORDAN HIGH	337.50
COUNSELOR WELFARE FUND	WEST JORDAN MIDDLE	337.50
DAIRY PRODUCTS	GOSSNER FOODS	13,049.50
DAIRY PRODUCTS	INTERNATIONAL RESCUE COMMITTEE	975.00
DAIRY PRODUCTS	MEADOW GOLD DAIRIES	122,943.52
DAIRY PRODUCTS	RILEY FARMS	10,474.00
DAIRY PRODUCTS	STOCKING, LINDA	49.15
DAIRY PRODUCTS	WINDMILL FARMS GRAIN AND GARDEN LLC	6,825.00
DENTAL INSURANCE	JORDAN SCHOOL DISTRICT	1,848,604.46
DISABILITY INSURANCE	JORDAN SCHOOL DISTRICT	51,325.65
EDUCATIONAL FIELD TRIPS	CHRISTA MCAULIFFE SPACE EDUCATION CENTER	560.00
EDUCATIONAL FIELD TRIPS	JOEL P JENSEN MIDDLE	239.23
EDUCATIONAL FIELD TRIPS	KAURI SUE HAMILTON SCHOOL	16.95
EDUCATIONAL FIELD TRIPS	OQUIRRH HILLS MIDDLE	1,046.74
EDUCATIONAL FIELD TRIPS	REES, JANA	104.65
EDUCATIONAL FIELD TRIPS	ROSE CREEK ELEMENTARY PTA	2,584.80
EDUCATIONAL FIELD TRIPS	SANDERS, KIMBERLY	60.00
EDUCATIONAL FIELD TRIPS	SOUTH VALLEY	32.00
EDUCATIONAL FIELD TRIPS	TERRA LINDA ELEMENTARY PTA	1,865.08
EDUCATIONAL FIELD TRIPS	VALLEY HIGH	224.94
EDUCATIONAL FIELD TRIPS	WESTERN, KELSEY	59.80
ELECTRICITY	ROCKY MTN POWER	458,970.51
ELEMENTARY BAND/ORCHESTRA FEES	ANNA BEERS	137.00
EMIA INS DIRECT	EMIA DIRECT	325.24
EMIA INS DIRECT	UIEBT 401 K	1,942.85
EMPLOYEE PREMIUM	DENTAL SELECT	61,433.26
EMPLOYEE PREMIUM	EDUCATORS MUTUAL INS ASSOC DENTAL	19,567.60
EMPLOYEE PREMIUM	JORDAN SCHOOL DISTRICT	688,243.24
EMPLOYEE PREMIUM	OPTICARE OF UTAH	12,536.39
EMPLOYEE PREMIUM	TOTAL DENTAL ADMINISTRATORS	10,913.80
EQUIPMENT	247 SECURITY INC	55.00

DESCRIPTION	VENDOR	AMOUNT
EQUIPMENT	ADVANCED EXERCISE EQUIPMENT INC	11,637.04
EQUIPMENT	APPLUS TECHNOLOGIES INC	680.00
EQUIPMENT	B AND H PHOTO VIDEO	7,905.27
EQUIPMENT	BAKER SIGN & SERVICE INC	13,150.00
EQUIPMENT	BINTZ RESTAURANT SUPPLY COMPANY	3,569.38
EQUIPMENT	BRADY INDUSTRIES LLC	7,484.67
EQUIPMENT	CANON SOLUTIONS AMERICA INC	10,874.00
EQUIPMENT	EDUTEK CORPORATION	205.20
EQUIPMENT	HP INC	3,420.00
EQUIPMENT	IMAGING CONCEPTS LLC	28,843.00
EQUIPMENT	INTERSTATE BILLING SERVICE INC	14,854.24
EQUIPMENT	MAC TOOLS MICHAEL GORDON	144.99
EQUIPMENT	MOHAWK RESOURCES LTD	24,480.45
EQUIPMENT	RESTAURANT AND STORE EQUIPMENT CO	23,704.32
EQUIPMENT	RIVERTON MUSIC	620.00
EQUIPMENT	SALT LAKE AUTO PAINT AND GLASS	1,323.59
EQUIPMENT	SCHOOL HEALTH CORP	6,495.00
EQUIPMENT	SCHOOL SPECIALTY	17,175.00
EQUIPMENT	SOUTH VALLEY	175.00
EQUIPMENT	STAPLES BUSINESS ADVANTAGE	9,998.89
EQUIPMENT	VALCOM COMPUTER CENTER	3,528.00
EQUIPMENT RENTAL	HONEY BUCKET	90.00
EQUIPMENT REPAIR	ANN KINANE	2,625.00
EQUIPMENT REPAIR	CHARLES W LIU FINE VIOLINS	97.00
EQUIPMENT REPAIR	COLD TECH REFRIGERATION SERVICE INC	391.17
EQUIPMENT REPAIR	D AND S NGV SERVICES	1,548.36
EQUIPMENT REPAIR	DILLON TOYOTA LIFT	209.79
FINGERPRINTING	DPS BUREAU OF CRIMINAL IDENTIFICATION	16,226.00
FOOD PURCHASES	5 BUCK PIZZA	42,170.73
FOOD PURCHASES	AKAGI, MARY	27.07
FOOD PURCHASES	ALLEN, BROOK	6.78
FOOD PURCHASES	ALLEN, JACINDA	17.90
FOOD PURCHASES	ALM, ANGELA	11.30
FOOD PURCHASES	ASAE FARR AND SONS COMPANY	4,429.20
FOOD PURCHASES	BAILEY, WENDI	4.08
FOOD PURCHASES	BECKSTEAD, DEBORA	8.61
FOOD PURCHASES	BELLOWS, LAURIE	56.13
FOOD PURCHASES	BERRY, JORDAN	4.12
FOOD PURCHASES	BJARNSON, BLAINE	8.40
FOOD PURCHASES	BLANEY, DIANNE	41.98
FOOD PURCHASES	BLUE RIBBON PRODUCTS	8,896.80
FOOD PURCHASES	BODTCHER, JULIE	174.60
FOOD PURCHASES	BUCKLEY, MEGAN	17.48
FOOD PURCHASES	BUKER, KEMBREE	34.49
FOOD PURCHASES	CAMPOS, VYNESSA	17.55
FOOD PURCHASES	CARLINO, TIFFANY	50.69
FOOD PURCHASES	CAVANAUGH, EMILY	22.78
FOOD PURCHASES	CHAPMAN, KAREN	126.33
FOOD PURCHASES	CHRISTENSEN, EMILY	16.44
FOOD PURCHASES	CHRISTENSEN, LAURIE	10.54
FOOD PURCHASES	COPPER CANYON PTA	96.00
FOOD PURCHASES	COPPER MOUNTAIN MIDDLE	130.24
FOOD PURCHASES	COTTLE, CRAIG	58.24
FOOD PURCHASES	COULAM, JENNIFER	23.35
FOOD PURCHASES	CRANE, JODEE	243.35
FOOD PURCHASES	DANIELS, MARLA	5.13
FOOD PURCHASES	DENISON, SABRINA	59.20
FOOD PURCHASES	DUHAINE, JANET	6.18
FOOD PURCHASES	EATCHEL, LAURA	6.44
FOOD PURCHASES	EPPERSON, CINDY	49.29
FOOD PURCHASES	FARRINGTON, TRISTYN	43.73
FOOD PURCHASES	FORD, RACHEL	12.07

DESCRIPTION	VENDOR	AMOUNT
FOOD PURCHASES	FORMAN, KIMBERLY	91.18
FOOD PURCHASES	FREESTONE, KELLIE	47.36
FOOD PURCHASES	GIBBONS, KRISS	175.10
FOOD PURCHASES	GODFREY, ANTHONY	19.91
FOOD PURCHASES	GOLD, LINDA	20.64
FOOD PURCHASES	HANNA, ALLYSON	18.18
FOOD PURCHASES	HANSEN, JENNIE	15.39
FOOD PURCHASES	HANSEN, SHAYLYN	6.16
FOOD PURCHASES	HARMONS SOUTH JORDAN	748.19
FOOD PURCHASES	HARVEY, HELEN	39.50
FOOD PURCHASES	HEAPS, MICHAEL	37.77
FOOD PURCHASES	HENGEN, STEPHANIE	20.48
FOOD PURCHASES	HOFER, BRIANNA	37.49
FOOD PURCHASES	HOLLOWAY, GRACE	5.62
FOOD PURCHASES	JOHNSON, LISA	16.32
FOOD PURCHASES	JOHNSON, SUZETTE	204.76
FOOD PURCHASES	JORDAN EDUCATION FOUNDATION	699.40
FOOD PURCHASES	KAURI SUE HAMILTON SCHOOL	1,773.20
FOOD PURCHASES	LARUE, EMILY	19.88
FOOD PURCHASES	LAURITZEN, JANIE	14.39
FOOD PURCHASES	LEDINGHAM, ADAM	65.12
FOOD PURCHASES	LIMA, ELISSA	66.00
FOOD PURCHASES	LIMB, GARTH	18.54
FOOD PURCHASES	MANGLINONG, ROCHELLE	61.79
FOOD PURCHASES	MARSDEN, ANGELA	23.37
FOOD PURCHASES	MAXFIELD, PAULA	51.97
FOOD PURCHASES	MCKISSICK, HEIDI	71.78
FOOD PURCHASES	MEADOW GOLD DAIRIES	2,411.56
FOOD PURCHASES	MILKANIN, JOSEPH	63.63
FOOD PURCHASES	MUHLESTEIN, JILL	12.09
FOOD PURCHASES	MURDOCK, LAURIE	15.39
FOOD PURCHASES	NAGELI, LARISA	34.82
FOOD PURCHASES	NEBEKER, CRYSTAL	31.84
FOOD PURCHASES	NELSON, ANNE	52.87
FOOD PURCHASES	NEWMAN, JULIANN	5.00
FOOD PURCHASES	NICHOLAS AND COMPANY INC	236,726.49
FOOD PURCHASES	NIXON, BOBBIE	26.18
FOOD PURCHASES	NUFRIO FERNANDEZ, FLORENTINA	4.83
FOOD PURCHASES	OQUIRRH HILLS MIDDLE	61.90
FOOD PURCHASES	PAYTON, BROOKE	14.96
FOOD PURCHASES	PEPSI BOTTLING GROUP	60.50
FOOD PURCHASES	PEREZ, SHELBY	24.26
FOOD PURCHASES	PETERSONS FRESH MARKET	1,152.21
FOOD PURCHASES	PETTY CASH	38.69
FOOD PURCHASES	POMMERENING, ANGELA	29.80
FOOD PURCHASES	RAINES, SUSAN	50.55
FOOD PURCHASES	REACH COMPANIES LLC	3,810.00
FOOD PURCHASES	REAMS	251.49
FOOD PURCHASES	RIDEOUT, CAROL	65.85
FOOD PURCHASES	RIVERS EDGE SCHOOL	368.05
FOOD PURCHASES	RUBALCAVA, JACKIE	61.30
FOOD PURCHASES	SAMS CLUB	2,985.02
FOOD PURCHASES	SCHMIDT, LEANN	17.40
FOOD PURCHASES	SCHOOL FOOD ENTERPRISES	13,867.46
FOOD PURCHASES	SESSIONS, KIRSTEN	81.58
FOOD PURCHASES	SIMISTER, PATRICIA	24.52
FOOD PURCHASES	SOUTH VALLEY	461.92
FOOD PURCHASES	SUNDRUD, ADREANN	78.72
FOOD PURCHASES	SUPERIOR WATER & AIR INC	288.36
FOOD PURCHASES	SWIRE COCA COLA USA	1,299.88
FOOD PURCHASES	TAFT, SHELLEY	42.42
FOOD PURCHASES	TAYLOR, KRISTI	33.66

DESCRIPTION	VENDOR	AMOUNT
FOOD PURCHASES	TAYLOR, REBECCA	25.94
FOOD PURCHASES	TAYLOR, SUSAN	5.84
FOOD PURCHASES	TESTER, HEATHER	31.60
FOOD PURCHASES	THOMAS, DARLA	4.12
FOOD PURCHASES	TIFFANY CARLINO	34.56
FOOD PURCHASES	TOBLER, JENNIFER	135.90
FOOD PURCHASES	TOLMAN, BRENDA	13.99
FOOD PURCHASES	UNG, NINA	13.99
FOOD PURCHASES	UTAH CORRECTIONAL INDUSTRIES PRINT SHOP	960.00
FOOD PURCHASES	VALLEY HIGH	390.30
FOOD PURCHASES	VILLAR, GLORIA NORMA	43.14
FOOD PURCHASES	WARNER, DEBORAH	28.32
FOOD PURCHASES	WEST HILLS MIDDLE	66.61
FOOD PURCHASES	WHITE, MARTIANNE	11.37
FOOD PURCHASES	WILSON, JESSICA	42.97
FOOD PURCHASES	YOSPE, ABRAM	24.72
FOR TAXES	KELLY ROESTENBURG	8,606.75
FOR TAXES	MCDERMOTT ENTERPRISES LTD	4,309.54
FOR TAXES	SALT LAKE COUNTY TREASURER	93.12
FOUNDATION AWARDS	JORDAN EDUCATION FOUNDATION	2,000.00
FRESH FRUIT VEGIES PRODUCE	INTERNATIONAL RESCUE COMMITTEE	1,639.60
FRESH FRUIT VEGIES PRODUCE	JOE GRANATO INC	19,409.60
FRESH FRUIT VEGIES PRODUCE	SCHMIDTS PRODUCE	290.00
FUEL OIL	REPUBLIC SERVICES INC #864	148.09
GARBAGE REMOVAL	REPUBLIC SERVICES INC #864	19,702.00
GAS & OIL	STATE OF UTAH GASCARD	15,046.61
HMO INSURANCE PREMIUM	LINA	67,919.30
HORACE MANN LIFE	HORACE MANN	803.58
INDUSTRIAL INSURANCE	TRISTAR RISK MANAGEMENT	111,799.90
INTEGRATED PROGRAMS	BRITTNEE PARASO	90.00
INTEGRATED PROGRAMS	DARREN MOFFIT	760.00
INTEGRATED PROGRAMS	POTJANA LAWSON	90.00
INVENTORY	ADVANCEPIERRE FOODS	15,190.00
INVENTORY	CARGILL SUNNYFRESH	15,428.40
INVENTORY	PILGRIMS PRIDE CORP	33,213.60
INVENTORY	SMUCKER J M COMPANY	5,830.00
INVENTORY	TOOLS FOR SCHOOLS	14,437.44
INVENTORY	TYSON FOODS INC	84,736.95
INVENTORY	YANGS 5TH TASTE	49,387.80
INVENTORY - BUS PARTS	BATTERY SYSTEMS	1,260.14
INVENTORY - BUS PARTS	BRYSON SALES AND SERVICE	1,282.40
INVENTORY - BUS PARTS	CRUS OIL PETROLEUM PRODUCTS	1,310.82
INVENTORY - BUS PARTS	FASTENAL COMPANY	158.77
INVENTORY - BUS PARTS	GENERATOR EXCHANGE INC	685.00
INVENTORY - BUS PARTS	KENWORTH SALES COMPANY INC	1,350.39
INVENTORY - BUS PARTS	LEWIS TRANSPORTATION SALES	1,266.77
INVENTORY - BUS PARTS	MFCP INC	1,040.07
INVENTORY - BUS PARTS	NAPA AUTO PARTS	350.50
INVENTORY - BUS PARTS	ROMAINE ELECTRIC CORPORATION	138.80
INVENTORY - BUS PARTS	SMITH POWER PRODUCTS INC	1,095.92
INVENTORY - CUSTODIAL	BRADY INDUSTRIES LLC	3,161.52
INVENTORY - CUSTODIAL	HYLON KOBURN CHEM HY KO	5,922.88
INVENTORY - CUSTODIAL	INTERMOUNTAIN FARMERS ASSOC	473.20
INVENTORY - CUSTODIAL	INTERMOUNTAIN LOCK AND SUPPLY	1,800.00
INVENTORY - CUSTODIAL	WAXIE SANITARY SUPPLY	76,728.26
INVENTORY - MAINTENANCE	CONTROL EQUIPMENT COMPANY	2,077.69
INVENTORY - MAINTENANCE	ELECTRICAL WHOLESALE SUPPLY	1,387.66
INVENTORY - MAINTENANCE	GREAT WESTERN SUPPLY INC	1,169.18
INVENTORY - MAINTENANCE	GRITTON AND ASSOCIATES	5,360.00
INVENTORY - MAINTENANCE	INTERMOUNTAIN LOCK AND SUPPLY	8,022.84
INVENTORY - MAINTENANCE	INTERSTATE BATTERY SYSTEM	263.28
INVENTORY - MAINTENANCE	QED	477.73

DESCRIPTION	VENDOR	AMOUNT
INVENTORY - MAINTENANCE	WURTH LOUIS AND COMPANY	12.00
INVENTORY - STOCKROOM	COLONIAL FLAG AND SPECIALTY COMPANY	1,950.00
INVENTORY - STOCKROOM	CONTRACT PAPER GROUP INC	36,909.60
INVENTORY - STOCKROOM	HENRY SCHEIN INC	1,835.27
INVENTORY - STOCKROOM	INDUSTRIAL SUPPLY CO INC	490.40
INVENTORY - STOCKROOM	LAMINATION DEPOT	7,478.00
INVENTORY - STOCKROOM	LEFAVOR ENVELOPE COMPANY	1,075.60
INVENTORY - STOCKROOM	NICHOLAS AND COMPANY INC	896.00
INVENTORY - STOCKROOM	PYRAMID SCHOOL PRODUCTS	2,670.00
INVENTORY - STOCKROOM	S AND S WORLDWIDE	867.00
INVENTORY - STOCKROOM	SCHOOL SPECIALTY	5,283.62
INVENTORY - STOCKROOM	SOUTHWEST SCHOOL AND OFFICE SUPPLY	7,396.42
INVENTORY - STOCKROOM	TEACHER DIRECT	1,984.00
INVENTORY - STOCKROOM	TEXAS SPECIALTIES	2,065.63
INVENTORY - STOCKROOM	VERITIV OPERATING COMPANY	34,352.63
INVENTORY PRODUCE	JOE GRANATO INC	141,163.69
INVENTORY-BUS OIL/SHOP SUPPLY	NAPA AUTO PARTS	43.10
INVENTORY-BUS OIL/SHOP SUPPLY	THOMAS PETROLEUM LLC	8,713.50
INVENTORY-NUTRITION SERVICE	BRADY INDUSTRIES LLC	5,253.60
INVENTORY-NUTRITION SERVICE	D AND M DISTRIBUTING	3,142.00
INVENTORY-NUTRITION SERVICE	MIDAS FOODS	11,765.00
INVENTORY-NUTRITION SERVICE	NATIONAL FOOD GROUP INC	2,340.00
INVENTORY-NUTRITION SERVICE	NICHOLAS AND COMPANY INC	133,749.09
INVENTORY-NUTRITION SERVICE	RESTAURANT AND STORE EQUIPMENT CO	1,612.00
INVENTORY-NUTRITION SERVICE	SYSCO INTERMOUNTAIN INC	66,354.61
INVENTORY-NUTRITION SERVICE	WALLACE PACKAGING LLC	5,040.00
INVENTORY-NUTRITION SERVICE	WAXIE SANITARY SUPPLY	1,193.40
INVENTORY-SUPPORT VEHICLE PART	BATTERY SYSTEMS	216.34
INVENTORY-SUPPORT VEHICLE PART	JACKS TIRE AND OIL MANAGEMENT CO	3,276.58
INVENTORY-SUPPORT VEHICLE PART	NAPA AUTO PARTS	13.40
INVENTORY-SUPPORT VEHICLE PART	NATIONAL AUTO PARTS WAREHOUSE	83.32
IRRIGATION WATER	SOUTH VALLEY SEWER DISTRICT	186.06
IRRIGATION WATER	UTAH AND SALT LAKE CANAL COMPANY	475.00
IRRIGATION WATER	UTAH LAKE DISTRIBUTING COMPANY	1,107.50
IRRIGATION WATER	WELBY JACOB WATER USERS	796.00
LIGHTS	CODALE ELECTRIC SUPPLY INC	333.60
LUNCH SALES	ABBY BRYNER	33.25
LUNCH SALES	AHMED QURESHI	16.90
LUNCH SALES	AMANDA JORDEN	29.20
LUNCH SALES	AMBERLY HAZEBULLER	202.00
LUNCH SALES	ANGIE ANGUS	46.75
LUNCH SALES	ANN DALYN HOBBS	68.50
LUNCH SALES	BERTA COLON	49.75
LUNCH SALES	BREALYNN ANDERSON	16.25
LUNCH SALES	BRYNNLY KEATE	14.75
LUNCH SALES	CHAD MCBRIDE	14.75
LUNCH SALES	CHRISTA BEARDALL	5.20
LUNCH SALES	COLTON, KIMBERLY	35.00
LUNCH SALES	DEBRA PITMAN	39.00
LUNCH SALES	EUNICE YURIAR	10.00
LUNCH SALES	GUADALUPE FLORES	40.00
LUNCH SALES	GWENDOLYN TUPOLO	19.60
LUNCH SALES	HARPREAT SINGH	12.50
LUNCH SALES	HERMALINDA ARROYO	12.70
LUNCH SALES	HONG DAO	47.65
LUNCH SALES	JAYACHANDRAN MANOHARAN	7.75
LUNCH SALES	JENNIFER POTTER	42.05
LUNCH SALES	JUIO FILHO	8.75
LUNCH SALES	KASIDEE MAEZ	7.25
LUNCH SALES	KIMBERLY FERGUSON	58.30
LUNCH SALES	KIMBERLY PORTER	6.50
LUNCH SALES	LAURA FELKER	19.00

DESCRIPTION	VENDOR	AMOUNT
LUNCH SALES	LUCAS COLTRIN	35.00
LUNCH SALES	MARLENE BARTON	9.25
LUNCH SALES	MARY THOMAS	33.00
LUNCH SALES	MELODY WHEELWRIGHT	5.00
LUNCH SALES	MERYN HOWARD	31.05
LUNCH SALES	MONA SCHRENK	8.15
LUNCH SALES	NADIA TRINIDAD	14.73
LUNCH SALES	PAT CHRISTIANSON	86.60
LUNCH SALES	PAUL STRADER	17.00
LUNCH SALES	RITALYN ANDERSON	248.00
LUNCH SALES	SARAH CHRISTIANSEN	44.00
LUNCH SALES	SARAH DILLARD	49.75
LUNCH SALES	SHANDREA HARO	20.00
LUNCH SALES	SHANNA HOLMES	9.30
LUNCH SALES	SHARA HARKER	22.25
LUNCH SALES	SHAUNA CARLING	20.50
LUNCH SALES	SYDNEY JIMENEZ	20.00
LUNCH SALES	TAMRA MAYCOCK	17.25
LUNCH SALES	TRAVIS FLORES	29.75
LUNCH SALES	TUSHAR JANI	12.50
LUNCH SALES	TYLER BASTIAN	23.75
LUNCH SALES	VALARIE THOMAS	175.95
LUNCH SALES	WILLIAM DAVIS	226.95
LUNCH SALES	XIAUHUA LIN	249.25
MAINT SUPPLIES/UNIFORMS	AIRGAS INTERMOUNTAIN	128.10
MAINT SUPPLIES/UNIFORMS	ALSCO	169.80
MAINT SUPPLIES/UNIFORMS	BIZ WEAR CONSULTING INC	993.75
MAINT SUPPLIES/UNIFORMS	CINTAS FIRST AID AND SAFETY	126.47
MAINT SUPPLIES/UNIFORMS	COMBUSTION TECHNOLOGIES USA	1,018.00
MAINT SUPPLIES/UNIFORMS	ELECTRICAL WHOLESALE SUPPLY	405.78
MAINT SUPPLIES/UNIFORMS	FASTENAL COMPANY	564.75
MAINT SUPPLIES/UNIFORMS	METALMART INC	805.02
MAINT SUPPLIES/UNIFORMS	NAPA AUTO PARTS	1,559.81
MAINT SUPPLIES/UNIFORMS	NATIONAL AUTO PARTS WAREHOUSE	444.12
MAINT SUPPLIES/UNIFORMS	NUTECH SPECIALTIES INC	433.20
MAINT SUPPLIES/UNIFORMS	OSSINE SHOES	449.98
MAINT SUPPLIES/UNIFORMS	THOMAS PETROLEUM LLC	480.47
MAINT SUPPLIES/UNIFORMS	TOBLER, JAMEY	34.99
MAINT SUPPLIES/UNIFORMS	WAXIE SANITARY SUPPLY	146.64
MEDIA BOOKS	ABDO PUBLISHING COMPANY	2,154.00
MEDIA BOOKS	BRAINSTORM INC	819.70
MEDIA BOOKS	CAPSTONE	8,349.93
MEDIA BOOKS	DEMCO INC	538.89
MEDIA BOOKS	DISCOVERY EDUCATION	3,150.00
MEDIA BOOKS	FOLLETT SCHOOL SOLUTIONS, INC	35,145.62
MEDIA BOOKS	MACKIN LIBRARY MEDIA	12,940.01
MEDIA BOOKS	MAGAZINE SUBSCRIPTION SERVICE AGENCY	876.43
MEDIA BOOKS	MICHELLE BAXTER	10.86
MEDIA BOOKS	NATALIE PARISI	17.00
MEDIA BOOKS	WT COX SUBSCRIPTIONS	360.70
MEDIA CENTER FINES	STEPHANIE HAMSON	15.00
MEMBERSHIP DUES AND FEES	BELL, HOLLY	129.00
MEMBERSHIP DUES AND FEES	BINGHAM HIGH	555.00
MEMBERSHIP DUES AND FEES	CARRIE NORTH	100.00
MEMBERSHIP DUES AND FEES	CHRISTENSEN, HAILEE	461.00
MEMBERSHIP DUES AND FEES	FRANKLIN COVEY	5,100.00
MEMBERSHIP DUES AND FEES	KAURI SUE HAMILTON SCHOOL	29.95
MEMBERSHIP DUES AND FEES	UACTE ANNUAL CONFERENCE	31,505.00
MEMBERSHIP DUES AND FEES	UAESP	6,937.50
MEMBERSHIP DUES AND FEES	USPRA	100.00
MEMBERSHIP DUES AND FEES	WASHINGTON COUNTY SCHOOL DISTRICT	60.00
MILEAGE - STUDENT	AMY HAMILTON	70.62

DESCRIPTION	VENDOR	AMOUNT
MILEAGE - STUDENT	APRIL LAW	49.57
MILEAGE - STUDENT	ASHLIE JENKINS	88.13
MILEAGE - STUDENT	CELIA NEWBOLD	93.64
MILEAGE - STUDENT	EMILY NUNLEY	49.57
MILEAGE - STUDENT	EMMA BRYUM	163.71
MILEAGE - STUDENT	FRANCINE WRIGHT	38.56
MILEAGE - STUDENT	JACKIE FREEMAN	91.80
MILEAGE - STUDENT	JADE PAULSEN	77.04
MILEAGE - STUDENT	JEFF WARNER	152.85
MILEAGE - STUDENT	JENNIFER DUNFORD	47.74
MILEAGE - STUDENT	JESSICA SMITH	15.00
MILEAGE - STUDENT	JULIE FRANDSEN	42.84
MILEAGE - STUDENT	JULIE RICHARDS	66.10
MILEAGE - STUDENT	KATHIE DE ST JEOR	34.88
MILEAGE - STUDENT	KORTNEY EVERY	36.41
MILEAGE - STUDENT	KRISTIN DOWLAND	31.21
MILEAGE - STUDENT	LAURA NIELSEN	64.16
MILEAGE - STUDENT	MACKENZE MAYFIELD	46.51
MILEAGE - STUDENT	MANDY CABARRUS	3.21
MILEAGE - STUDENT	MARIA JOHNSON	38.56
MILEAGE - STUDENT	MICHAEL DULGARIAN	93.64
MILEAGE - STUDENT	MICHELLE SCHMIDT	93.64
MILEAGE - STUDENT	MONICA HILTON	99.14
MILEAGE - STUDENT	NICOLE BRACE	93.64
MILEAGE - STUDENT	RACHAEL HOOLEY	99.14
MILEAGE - STUDENT	SARA LOFTIN	33.05
MILEAGE - STUDENT	SARAH KELLY	5.35
MILEAGE - STUDENT	TAMI STOECKLE	43.35
MILEAGE - STUDENT	VIRGINIA BINGHAM	57.12
MILEAGE TRAVEL	AHLBERG, REBECCA	166.39
MILEAGE TRAVEL	AHRE, CRYSTAL	82.39
MILEAGE TRAVEL	ANDERSON, IRMA	29.43
MILEAGE TRAVEL	ANDERSON, KALLEE	42.53
MILEAGE TRAVEL	ANDERSON, MICHAEL	108.61
MILEAGE TRAVEL	ARKO, ALLEN	141.78
MILEAGE TRAVEL	ARMSTRONG, JAN	119.84
MILEAGE TRAVEL	ASAY, CYDNEY	80.79
MILEAGE TRAVEL	BALLARD, DEBBIE	520.02
MILEAGE TRAVEL	BARNES, KAREN	183.51
MILEAGE TRAVEL	BARR, WENDY	218.82
MILEAGE TRAVEL	BAXTER, LINDSEY	57.25
MILEAGE TRAVEL	BECKETT, HARRISON JR	585.31
MILEAGE TRAVEL	BENNETT, GAIL	174.41
MILEAGE TRAVEL	BENNETT, PATRICIA	162.11
MILEAGE TRAVEL	BIRCH, JAMES	307.63
MILEAGE TRAVEL	BIRD, EDITH	224.17
MILEAGE TRAVEL	BLACK, JENNIFER	123.59
MILEAGE TRAVEL	BLAIR, DAWN	92.02
MILEAGE TRAVEL	BLUNCK, ELIZABETH	87.21
MILEAGE TRAVEL	BOLLAND, BARBARA	32.10
MILEAGE TRAVEL	BOSCH, CALLEY	170.13
MILEAGE TRAVEL	BOUILLON, RITA	91.48
MILEAGE TRAVEL	BOYD, LAURA	97.91
MILEAGE TRAVEL	BROOKS, AMANDA	5.89
MILEAGE TRAVEL	BURTON, SONJA	160.50
MILEAGE TRAVEL	BUTLER, DAVID	306.03
MILEAGE TRAVEL	CAMPBELL, DEBRA	13.91
MILEAGE TRAVEL	CANICK, MELANIE	153.55
MILEAGE TRAVEL	CHRISTENSEN, HAILEE	197.42
MILEAGE TRAVEL	CHRYST, CHERI	249.85
MILEAGE TRAVEL	CODELLA, VICKEY	23.54
MILEAGE TRAVEL	COMSTOCK, ROBERT	132.14

DESCRIPTION	VENDOR	AMOUNT
MILEAGE TRAVEL	COTTLE, CRAIG	164.79
MILEAGE TRAVEL	CROSS-COUILLETTE, SHARON	79.18
MILEAGE TRAVEL	CVETNICH, LISA	106.47
MILEAGE TRAVEL	DALY, MICHELE	218.66
MILEAGE TRAVEL	DANSIE, KATHLEEN	18.19
MILEAGE TRAVEL	DAVIS, ELIZABETH	142.85
MILEAGE TRAVEL	DEFAZIO, KRISTIN	225.77
MILEAGE TRAVEL	DENTON, CODY	44.94
MILEAGE TRAVEL	DIAMOND, MARTA RAE	123.59
MILEAGE TRAVEL	DILLMAN, CRISTY	111.28
MILEAGE TRAVEL	DIXON, JORDYN	5.35
MILEAGE TRAVEL	DUNN, ROBERT	117.70
MILEAGE TRAVEL	DURRANT, JILL	285.70
MILEAGE TRAVEL	EADS, JAY	358.99
MILEAGE TRAVEL	EMERSON, NORMAN	74.90
MILEAGE TRAVEL	EMERSON, SYLVIA	14.98
MILEAGE TRAVEL	EVANS, HOLLY	70.62
MILEAGE TRAVEL	EVANS, MEGAN	169.60
MILEAGE TRAVEL	FAUX, DAVID	157.83
MILEAGE TRAVEL	FELT, ELIZABETH	64.20
MILEAGE TRAVEL	FLETCHER, SCOTT	474.17
MILEAGE TRAVEL	FORDHAM, MICHELLE	81.32
MILEAGE TRAVEL	FRODGE, ROBIN	214.00
MILEAGE TRAVEL	GARBER, MELISSA	252.57
MILEAGE TRAVEL	GERBER, REBECCA	103.26
MILEAGE TRAVEL	GIFFORD, MICHAEL	369.16
MILEAGE TRAVEL	GILLMORE, AMANDA	200.63
MILEAGE TRAVEL	GLASSEY, JENIFER	117.70
MILEAGE TRAVEL	GOATES, FLORE	137.50
MILEAGE TRAVEL	GODFREY, ANTHONY	304.42
MILEAGE TRAVEL	GOLD, LINDA	293.19
MILEAGE TRAVEL	GOODWIN, MICAH	297.46
MILEAGE TRAVEL	GRANDA, MEGAN	39.59
MILEAGE TRAVEL	GRANGER, CRAIG	135.90
MILEAGE TRAVEL	GRIFFITH, BEVERLY	70.62
MILEAGE TRAVEL	GRIMSHAW, BRYAN	310.30
MILEAGE TRAVEL	GROSSKREUTZ, GINA	335.45
MILEAGE TRAVEL	GUBLER, VIVIAN	42.80
MILEAGE TRAVEL	HAGEN, CURTIS	1,279.44
MILEAGE TRAVEL	HALES, KELLI	134.87
MILEAGE TRAVEL	HAMBLIN, TRAVIS	172.27
MILEAGE TRAVEL	HANCOCK, DONALYNN	54.78
MILEAGE TRAVEL	HARDELL, TRACI	138.03
MILEAGE TRAVEL	HARDY, MATHEW	82.66
MILEAGE TRAVEL	HARMON, WENDY	290.50
MILEAGE TRAVEL	HARRISON, ANNE	4.28
MILEAGE TRAVEL	HARTLE, SHAYLENE	134.29
MILEAGE TRAVEL	HEAPS, MICHAEL	31.57
MILEAGE TRAVEL	HEHR, AMANDA	63.67
MILEAGE TRAVEL	HENDRIKSEN, RUTH	172.27
MILEAGE TRAVEL	HENKEL, CARLA	223.10
MILEAGE TRAVEL	HEYWOOD, KERRY	203.84
MILEAGE TRAVEL	HIGHAM, DEANNA	118.24
MILEAGE TRAVEL	HOLT, SARA	19.26
MILEAGE TRAVEL	HOWE, SCOTT	125.73
MILEAGE TRAVEL	HUTCHINGS, MICHAEL	191.00
MILEAGE TRAVEL	IDDINGS, SCOTT	92.56
MILEAGE TRAVEL	JACKSON, KATIE	296.39
MILEAGE TRAVEL	JACKSON, LISA	16.05
MILEAGE TRAVEL	JAMES, DANEEN	64.74
MILEAGE TRAVEL	JANIS, REBECCA	283.02
MILEAGE TRAVEL	JENSEN, RAIMEE	236.47

DESCRIPTION	VENDOR	AMOUNT
MILEAGE TRAVEL	JIMENEZ, SHIRLEY	425.33
MILEAGE TRAVEL	JOHANSEN, DAVID	110.21
MILEAGE TRAVEL	JOHNSON, NICOLE	214.00
MILEAGE TRAVEL	JOHNSON, SHANNON	144.45
MILEAGE TRAVEL	JUNG, M JULIANNA	288.90
MILEAGE TRAVEL	KING, BRIAN	496.48
MILEAGE TRAVEL	LAGERBERG, NANCY	242.89
MILEAGE TRAVEL	LAMB DIN, PATRICIA	11.24
MILEAGE TRAVEL	LARSEN, JOHN	122.52
MILEAGE TRAVEL	LARSON, LAURIE	399.65
MILEAGE TRAVEL	LAUGHLIN, SHEILA	82.93
MILEAGE TRAVEL	LAYNE, LORI	221.49
MILEAGE TRAVEL	LEAVITT, LUANN	134.29
MILEAGE TRAVEL	LEBEL, CHRISTINE	80.25
MILEAGE TRAVEL	LEE, MICHELE	83.46
MILEAGE TRAVEL	LEE, REBECCA	134.29
MILEAGE TRAVEL	LEE, TONI	127.33
MILEAGE TRAVEL	LINK, DONALD	100.05
MILEAGE TRAVEL	LIRA JUKIC, MARIA	292.12
MILEAGE TRAVEL	LLOYD, HILDA	608.83
MILEAGE TRAVEL	LUDWIG, KENDRA	197.42
MILEAGE TRAVEL	MARGETTS, CHAD	126.26
MILEAGE TRAVEL	MARTIN, KARLA	178.70
MILEAGE TRAVEL	MARTIN, TAMI	81.86
MILEAGE TRAVEL	MASON, AMBER	70.62
MILEAGE TRAVEL	MCCARTHY, JULIE	32.64
MILEAGE TRAVEL	MCINTYRE, TAMARA	75.97
MILEAGE TRAVEL	MCLAUGHLIN, PATRICIA	19.26
MILEAGE TRAVEL	MEARS, DIANE	46.55
MILEAGE TRAVEL	MIDDLETON, MCKENZIE	176.55
MILEAGE TRAVEL	MIKE FLIPSE	90.53
MILEAGE TRAVEL	MONTGOMERY, JACQUE	116.63
MILEAGE TRAVEL	MUIR, BONNIE	154.62
MILEAGE TRAVEL	MURDOCH, KELCEY	82.93
MILEAGE TRAVEL	MUTO, ANTHONY	47.08
MILEAGE TRAVEL	NANCE, PAUL	438.61
MILEAGE TRAVEL	NEDDO, KIMBERLEE	113.42
MILEAGE TRAVEL	NIGBUR, DEBRA	171.74
MILEAGE TRAVEL	NORRIS, KRISTIN	367.03
MILEAGE TRAVEL	PANEK, LISA	115.56
MILEAGE TRAVEL	PARSON, ELIZABETH	12.84
MILEAGE TRAVEL	PETERSON, LYNDA	18.19
MILEAGE TRAVEL	PETERSON, MELIA	344.01
MILEAGE TRAVEL	PETERSON, ROBYN	296.40
MILEAGE TRAVEL	PHELPS, LARRY	5.35
MILEAGE TRAVEL	PHELPS, LAUREN	149.80
MILEAGE TRAVEL	PLUTA, TIMOTHY	74.90
MILEAGE TRAVEL	POMMERENING, ANGELA	56.18
MILEAGE TRAVEL	PORTER, KATIE	95.77
MILEAGE TRAVEL	PRICE, KRISTINE	28.36
MILEAGE TRAVEL	PROULX, CAMERON	19.80
MILEAGE TRAVEL	PRUSSE, KURT	149.80
MILEAGE TRAVEL	QUINN, KIMBERLEE	659.66
MILEAGE TRAVEL	REDFORD, BRADLEY	256.27
MILEAGE TRAVEL	REDMOND, SUSAN	139.10
MILEAGE TRAVEL	RIDD, KAMI	93.09
MILEAGE TRAVEL	RIESGRAF, SANDRA	793.94
MILEAGE TRAVEL	ROBLES JUHAS, SILVIA	368.08
MILEAGE TRAVEL	RODRIGUEZ MARTINEZ, JOAQUIN	13.38
MILEAGE TRAVEL	ROMNEY, PETER	96.30
MILEAGE TRAVEL	ROPER, LYNETTE	114.49
MILEAGE TRAVEL	ROPER, SARAH	137.50

DESCRIPTION	VENDOR	AMOUNT
MILEAGE TRAVEL	RUSSELL, KIM	178.69
MILEAGE TRAVEL	SADLER, EVELYN	105.93
MILEAGE TRAVEL	SAMPLE, SHERI	59.39
MILEAGE TRAVEL	SCHERZINGER, JULIE	624.35
MILEAGE TRAVEL	SCHOENROCK, MARSHA	78.08
MILEAGE TRAVEL	SEELY, DOROTHY	100.58
MILEAGE TRAVEL	SEELY, JENA	100.58
MILEAGE TRAVEL	SHAW, RODNEY	368.09
MILEAGE TRAVEL	SHIRTS, JENNIFER	71.64
MILEAGE TRAVEL	SIMPSON, JOSHUA	6.96
MILEAGE TRAVEL	SMITH, REBECCA	142.30
MILEAGE TRAVEL	SNELGROVE, JOLYNN	187.26
MILEAGE TRAVEL	SORENSEN, CHARLES	208.13
MILEAGE TRAVEL	SPRING, RYAN	70.09
MILEAGE TRAVEL	STAUFFER, DEBBIE	87.75
MILEAGE TRAVEL	STEVENS, MELINDALEE	149.27
MILEAGE TRAVEL	SU'A, PAMELA	191.00
MILEAGE TRAVEL	TANNER, JAIMIE	145.52
MILEAGE TRAVEL	TAYLOR, DEANNA	216.68
MILEAGE TRAVEL	TAYLOR, HOLLY	58.85
MILEAGE TRAVEL	TAYLOR, JANILEE	211.33
MILEAGE TRAVEL	THOMAS, LETICIA	404.43
MILEAGE TRAVEL	TIMPSON, TERI	44.94
MILEAGE TRAVEL	TINGEY, CYNTHIA	487.92
MILEAGE TRAVEL	TITUS, CORRINE	72.76
MILEAGE TRAVEL	TODOROV, ASSEN	237.54
MILEAGE TRAVEL	TOOLSON, COURTNEY	106.47
MILEAGE TRAVEL	ULIBARRI, BOBBI	20.33
MILEAGE TRAVEL	UNG, NINA	80.79
MILEAGE TRAVEL	VILLAR, GLORIA NORMA	240.75
MILEAGE TRAVEL	WATKINS, CINDY	66.88
MILEAGE TRAVEL	WELCH, BRANDY	55.64
MILEAGE TRAVEL	WHIPPLE, RILEY	153.01
MILEAGE TRAVEL	WILLIAMS, BRETT	269.11
MILEAGE TRAVEL	WINIECKE, RACHEL	132.15
MILEAGE TRAVEL	WOOD, AMY	90.95
MILEAGE TRAVEL	WOOD, KELLY	45.48
MILEAGE TRAVEL	WOODARD, NESHA	204.37
MILEAGE TRAVEL	WYATT, TRISHA	94.32
MILEAGE TRAVEL	YESCAS DE MEZA, JULIETA	283.02
MILEAGE TRAVEL	YU, TOM	27.82
MOTOR FUEL	STATE OF UTAH GASCARD	69,052.92
NATURAL GAS	DOMINION ENERGY UTAH	139,755.00
PAN SALE	JATC-SOUTH	151.00
POSTAGE	BECKETT, HARRISON JR	12.75
POSTAGE	CAPSTONE	847.38
POSTAGE	COPPER MOUNTAIN MIDDLE	188.70
POSTAGE	FEDEX	32.00
POSTAGE	HANLON, PATRICIA	21.35
POSTAGE	HARDELL, TRACI	19.60
POSTAGE	HERRIMAN HIGH SCHOOL	840.26
POSTAGE	JENSEN, MALINDA	6.59
POSTAGE	KAURI SUE HAMILTON SCHOOL	3,000.00
POSTAGE	LANDEEN, BRENDA	83.44
POSTAGE	NEOFUNDS BY NEOPOST	2,000.00
POSTAGE	NEOPOST USA INC	135.00
POSTAGE	PAGE, TIFFANY	75.32
POSTAGE	PITNEY BOWES INC	125.01
POSTAGE	RIVERTON HIGH	1,500.00
POSTAGE	STATE OF UTAH DIVISION OF PURCHASING & GENERA	319.19
POSTAGE	SUNSET RIDGE MIDDLE	1,000.00
POSTAGE	THE DATA CENTER	1,735.00

DESCRIPTION	VENDOR	AMOUNT
POSTAGE	TOLMAN, BRENDA	40.41
POSTAGE	TREVINO-KOVACS, AMEE	60.96
POSTAGE	WILSON, LORIANNE	58.83
PREVENTIVE MAINTENANCE	AIRE FILTER PRODUCTS UTAH	3,964.74
PREVENTIVE MAINTENANCE	ROTO AIRE FILTER SERVICE AND SALES	175.57
PRINTER REPAIR	FOWLER BUSINESS SYSTEMS	182.00
PRINTER REPAIR	LAMINEX	465.71
PRINTER REPAIR	USI EDUCATION GOVERNMENT SALES	246.97
PRINTING	CONQUEST GRAPHICS	2,773.19
PRINTING	UTAH CORRECTIONAL INDUSTRIES PRINT SHOP	8,696.43
PROF TRAINING REGISTRATIONS	BINGHAM HIGH	115.00
PROF TRAINING REGISTRATIONS	BYU CITES	1,305.00
PROF TRAINING REGISTRATIONS	COLLEGE BOARD THE	400.00
PROF TRAINING REGISTRATIONS	COPPER HILLS HIGH	45.00
PROF TRAINING REGISTRATIONS	COPPER MOUNTAIN MIDDLE	140.00
PROF TRAINING REGISTRATIONS	EXPAND LEARNING SOLUTIONS	140.00
PROF TRAINING REGISTRATIONS	GARBER, MELISSA	341.00
PROF TRAINING REGISTRATIONS	HERRIMAN HIGH SCHOOL	40.00
PROF TRAINING REGISTRATIONS	HOPE4UTAH	150.00
PROF TRAINING REGISTRATIONS	INTENSE SCHOOL	3,695.00
PROF TRAINING REGISTRATIONS	JATC-SOUTH	80.00
PROF TRAINING REGISTRATIONS	KIRKLAND, KRISTI	180.00
PROF TRAINING REGISTRATIONS	RIVERTON HIGH	105.00
PROF TRAINING REGISTRATIONS	SALT LAKE COMMUNITY COLLEGE	839.25
PROF TRAINING REGISTRATIONS	THE MANDT SYSTEM INC	4,851.00
PROF TRAINING REGISTRATIONS	UASP CONFERENCE REGISTRAR	780.00
PROF TRAINING REGISTRATIONS	WEST JORDAN HIGH	75.00
PROF TRAINING REGISTRATIONS	WEST JORDAN MIDDLE	165.00
PROFESSIONAL BOOKS & MAGAZINES	GODFREY, ANTHONY	8.51
PROFESSIONAL BOOKS & MAGAZINES	JATC-SOUTH	400.00
PROFESSIONAL BOOKS & MAGAZINES	OQUIRRH HILLS MIDDLE	44.03
PROFESSIONAL BOOKS & MAGAZINES	SCHOLASTIC MAGAZINES	847.00
REMODELING	ADI	523.25
REMODELING	AMERICOM TECHNOLOGY	32,970.51
REMODELING	APPLIED GEOTECHNICAL ENGINEERING CONS.	212.00
REMODELING	BLYNCO	2,227.20
REMODELING	DESIGN WEST ARCHITECTS	4,155.43
REMODELING	EASTON RIVER CONSTRUCTION	613,862.45
REMODELING	EDUTEK CORPORATION	4,177.60
REMODELING	ENSIGN ENGINEERING	3,500.00
REMODELING	ENVISION ENGINEERING PC	2,800.00
REMODELING	FERGUSON ENTERPRISES	3,300.00
REMODELING	FFKR ARCHITECTS PLANNERS II	44,624.00
REMODELING	GREAT WESTERN SUPPLY INC	5,295.00
REMODELING	GSBS ARCHITECTS	38,610.25
REMODELING	HOBART SERVICE	836.48
REMODELING	HUGHES GENERAL CONTRACTORS INC	913,659.19
REMODELING	HUGHES WESTERN SALES	5,670.50
REMODELING	HUNT CONSTRUCTION OF UTAH INC	20,964.00
REMODELING	INNOSYS INC	1,159.64
REMODELING	INTERMOUNTAIN LOCK AND SUPPLY	196.50
REMODELING	J LYNE ROBERTS & SONS INC	13,269.13
REMODELING	MIDWEST FLOOR CVRNGS INC	4,886.00
REMODELING	NELSON FIRE SYSTEMS	712.50
REMODELING	NUVEK LLC	520.00
REMODELING	OLSEN AND PETERSON CONSULT	4,520.00
REMODELING	REAVELEY ENGINEERS AND ASSOC	289.60
REMODELING	REFRIGERATION SUPPLY DIST	15,110.54
REMODELING	RM WELDING LLC	19,100.00
REMODELING	ROBERT I MERRILL CO	2,351.00
REMODELING	ROTO ROOTER	5,000.00
REMODELING	SAFE PLAY PRO LLC	1,000.00

DESCRIPTION	VENDOR	AMOUNT
REMODELING	THE STRONG GROUP INC	1,432.50
REMODELING	UTAH CONTROLS INC	58,861.00
REMODELING	VALENTINER CRANE BRUNJES ONYON	5,800.00
REPAIRS & PARTS	ADI	369.60
REPAIRS & PARTS	AIRGAS INTERMOUNTAIN	180.02
REPAIRS & PARTS	ALPHACORP	3,708.72
REPAIRS & PARTS	ALPINE TECHNICAL SERVICES	788.00
REPAIRS & PARTS	APPLE COMPUTER INC	4,477.60
REPAIRS & PARTS	ASPHALT MATERIALS	1,435.65
REPAIRS & PARTS	AUDIO ENHANCEMENT	395.00
REPAIRS & PARTS	BATTERIES PLUS	-242.85
REPAIRS & PARTS	CEM AQUATICS	615.00
REPAIRS & PARTS	CLARK SECURITY PRODUCTS INC	408.66
REPAIRS & PARTS	COMPLETE SUPPLY COMPANY LLC	5,039.90
REPAIRS & PARTS	ELECTRICAL WHOLESALE SUPPLY	1,476.94
REPAIRS & PARTS	EVCO HOUSE OF HOSE	499.47
REPAIRS & PARTS	FASTENAL COMPANY	73.00
REPAIRS & PARTS	FASTENER ENGINEERING	481.55
REPAIRS & PARTS	G AND K SERVICES	129.60
REPAIRS & PARTS	GRAINGER	440.29
REPAIRS & PARTS	GRAYBAR ELECTRIC CO INC	201.58
REPAIRS & PARTS	GRITTON AND ASSOCIATES	214.00
REPAIRS & PARTS	HERITAGE FOOD SERVICE GROUP-EQUIPMENT INC	142.18
REPAIRS & PARTS	HOBART SERVICE	525.70
REPAIRS & PARTS	HUGHES WESTERN SALES	733.56
REPAIRS & PARTS	INDUSTRIAL SUPPLY CO INC	806.28
REPAIRS & PARTS	INNOVATIVE PRINT CONSULTING LLC	7,769.00
REPAIRS & PARTS	INTERMOUNTAIN LOCK AND SUPPLY	4,739.41
REPAIRS & PARTS	INTERSTATE COMPANIES INC	41.78
REPAIRS & PARTS	LA MONICAS RSTRNT EQUIP	1,177.20
REPAIRS & PARTS	MIDWEST FLOOR CVRNGS INC	139.80
REPAIRS & PARTS	MOUNTAINLAND SUPPLY LLC	4,328.31
REPAIRS & PARTS	NORTHWEST FENCE AND SUPPLY INC	3,609.62
REPAIRS & PARTS	OFFICE DEPOT	25.75
REPAIRS & PARTS	PETTY CASH	28.03
REPAIRS & PARTS	QED	2,838.92
REPAIRS & PARTS	RED ROCK IT	458.00
REPAIRS & PARTS	ROCKY MOUNTAIN TURF	525.25
REPAIRS & PARTS	SCHOOL TECHNOLOGY ASSOCIATES INC	266.00
REPAIRS & PARTS	SEMI SERVICE INC	74.29
REPAIRS & PARTS	SONNTAG RECREATION LLC	1,348.32
REPAIRS & PARTS	SOUTHERN BLEACHER COMPANY, INC	3,375.00
REPAIRS & PARTS	SPRINKLER SUPPLY COMPANY	1,030.68
REPAIRS & PARTS	STANDARD PLUMBING SUPPLY	4,958.00
REPAIRS & PARTS	THOMPSON LOGGING	3,360.00
REPAIRS & PARTS	TRANS JORDAN CITIES	408.60
REPAIRS & PARTS	TV SPECIALISTS INC	494.00
REPAIRS & PARTS	UNIVERSAL CABLE	330.00
REPAIRS & PARTS	VALCOM COMPUTER CENTER	27.10
REVENUE	VANESSA SEDLOCK	37.00
SAFETY SUPPLIES	GRAINGER	54.16
SAFETY SUPPLIES	WASATCH FIRST AID	169.92
SCHOOL LUNCH SUPPILES	ACORD, KRISTINE	58.46
SCHOOL LUNCH SUPPILES	BECKSTEAD, DEBORA	5.34
SEWER & WATER	BLUFFDALE CITY	1,236.00
SEWER & WATER	CITY OF WEST JORDAN	47,662.34
SEWER & WATER	HERRIMAN CITY	8,314.94
SEWER & WATER	KEARNS IMPROVEMENT DISTRICT	2,759.30
SEWER & WATER	RIVERTON CITY CORP	26,274.19
SEWER & WATER	SOUTH JORDAN CITY	57,902.36
SEWER & WATER	SOUTH VALLEY SEWER DISTRICT	7,910.02
SEWER & WATER	SOUTH VALLEY WATER RECLM FAC	3,055.00

DESCRIPTION	VENDOR	AMOUNT
SITE IMPROVEMENT	GREAT BASIN ENGINEERING INC	18,550.00
SITE IMPROVEMENT	PECKHAM ASPHALT PAVING INC	52,764.70
SITE IMPROVEMENT	RIDGE ROCK INC	15,862.00
SITE IMPROVEMENT	SAFE PLAY PRO LLC	2,000.00
SITE IMPROVEMENT	SONNTAG RECREATION LLC	546.60
SITE IMPROVEMENT	THORUP AND ASSOCIATES INC	19,895.00
SITE IMPROVEMENT	TOTAL LANDSCAPE MANAGEMENT LLC	4,227.00
SMALL EQUIPMENT	APPLE COMPUTER INC	399.00
SMALL EQUIPMENT	BRADY INDUSTRIES LLC	6,806.34
SMALL EQUIPMENT	CLARK WHOLESALE INC	604.00
SMALL EQUIPMENT	GRAINGER	1,523.86
SMALL EQUIPMENT	HOMEPRO VACUUM LLC	824.25
SMALL EQUIPMENT	HYLON KOBURN CHEM HY KO	4,883.05
SMALL EQUIPMENT	RESTAURANT AND STORE EQUIPMENT CO	1,053.64
SMALL EQUIPMENT	STAPLES BUSINESS ADVANTAGE	1,548.99
SOFTWARE	BRAIN POP	2,395.00
SOFTWARE	EN POINTE TECH	4,159.00
SOFTWARE	HOUGHTON MIFFLIN COMPANY	12,600.00
SOFTWARE	LEARNING A Z	5,658.15
SOFTWARE	MASTERY CONNECT LLC	3,408.24
SOFTWARE	NEWSELA INC	4,900.00
SOFTWARE	SHI INTERNATIONAL CORP	6,772.19
SOFTWARE	STONEWARE INC	479.00
SOFTWARE	VALCOM COMPUTER CENTER	122.50
SOFTWARE	VERNIER SOFTWARE LLC	952.00
STAFF REWARDS	ALGER, BUDDY	27.75
STAFF REWARDS	JADEAN EXPRESSIONS	24.00
STAFF REWARDS	KARTCHNER, CAMILLE	52.23
STAFF REWARDS	MURDOCK, LAURIE	44.85
STAFF REWARDS	ROSTROM, DAVID	65.68
STAFF REWARDS	SOUTH VALLEY	200.00
STAFF REWARDS	SWIRE COCA COLA USA	155.00
STAFF REWARDS	TAYLOR, LELAND JR	100.86
STAFF REWARDS	WEST JORDAN ELEMENTARY PTA	50.00
STAFF REWARDS	WRAY, MARK	32.36
STATE RETIREMENT	UIEBT 401 K	4,849.64
STATE RETIREMENT	UTAH RETIREMENT SYSTEMS	15,490.86
STUDENT REGISTRATIONS	BINGHAM HIGH	1,630.00
STUDENT REGISTRATIONS	COPPER HILLS HIGH	2,235.00
STUDENT REGISTRATIONS	HERRIMAN HIGH SCHOOL	2,525.00
STUDENT REGISTRATIONS	JATC-SOUTH	545.00
STUDENT REGISTRATIONS	RIVERTON HIGH	595.00
STUDENT REGISTRATIONS	WEST JORDAN HIGH	540.00
SUPPLIES	LIMA, ELISSA	174.84
SUPPLIES	A1 CASTERS AND EQUIPMENT	1,721.75
SUPPLIES	ABBOTT, ANNA	79.87
SUPPLIES	ACADEMIC THERAPY PUB	269.50
SUPPLIES	ACCO BRANDS USA LLC	239.06
SUPPLIES	ACKLEY, LORI	179.42
SUPPLIES	ACTION PUBLISHING INC	2,401.70
SUPPLIES	ADORAMA INC	82.38
SUPPLIES	AIRGAS INTERMOUNTAIN	612.44
SUPPLIES	AKAGI, MARY	143.96
SUPPLIES	ALGER, BUDDY	60.81
SUPPLIES	ALLEN, AMY	59.58
SUPPLIES	ALLEN, BROOK	51.40
SUPPLIES	ALLEN, JACINDA	128.38
SUPPLIES	ALLEN, VALERIE	82.76
SUPPLIES	ALLRED, CHERYL	7.04
SUPPLIES	ALM, ANGELA	32.43
SUPPLIES	ALVEY, ASHLEY	292.57
SUPPLIES	AMERICAN THERMOFORM INC	315.98

DESCRIPTION	VENDOR	AMOUNT
SUPPLIES	ANDERSON, ALEXANDRA	39.59
SUPPLIES	ANGUIANO, TANYA	174.04
SUPPLIES	APOTHECARY PRODUCTS LLC	529.75
SUPPLIES	APPLE COMPUTER INC	372.00
SUPPLIES	ARAGON, KATHLYNN	111.19
SUPPLIES	ARENAS, ALISHA	382.79
SUPPLIES	ARNOLD, CLAREEN	175.00
SUPPLIES	ARTIST CORNER	1,893.77
SUPPLIES	AUDIO ENHANCEMENT	1,138.68
SUPPLIES	AXIS INTERNATIONAL MACHINERY LLC	670.23
SUPPLIES	BAILEY, WENDI	30.29
SUPPLIES	BAKER, COURTNEY	67.04
SUPPLIES	BAKER, EMILY	750.00
SUPPLIES	BARLOW, TIFFANY	5.99
SUPPLIES	BASS, DENISE	50.00
SUPPLIES	BE SEEN PROMOTIONS	1,031.00
SUPPLIES	BEARD, CARLIE	193.35
SUPPLIES	BECK, JODILYN	245.97
SUPPLIES	BENNIGHT, SARAH	91.24
SUPPLIES	BERRY, JORDAN	151.58
SUPPLIES	BEYOND TECHNOLOGY	3,917.27
SUPPLIES	BIO CORPORATION	953.45
SUPPLIES	BJARNSON, BLAINE	37.83
SUPPLIES	BLANCO, ANITA	168.65
SUPPLIES	BLANEY, DIANNE	325.19
SUPPLIES	BODTCHER, JULIE	8.46
SUPPLIES	BOEHME, AMY	67.34
SUPPLIES	BR PRINTERS INC	498.97
SUPPLIES	BRENT PETERSEN	61.00
SUPPLIES	BRINKMAN, TERESA	155.17
SUPPLIES	BROWN, JENNY	97.71
SUPPLIES	BRUGGER, TONYA	32.00
SUPPLIES	BUCKLEY, MEGAN	36.52
SUPPLIES	BULLOCK, JEANETTE	18.35
SUPPLIES	BURMAX	223.50
SUPPLIES	BURTON, SANDRA	102.41
SUPPLIES	BUTTERFIELD, CORALEE	182.36
SUPPLIES	BYERS-STEWART, HOLLY	149.38
SUPPLIES	CADENA, JESSICA	233.66
SUPPLIES	CAMERON, KIMBERLY	122.33
SUPPLIES	CAMPOS, VYNESSA	32.66
SUPPLIES	CANON SOLUTIONS AMERICA INC	7,103.88
SUPPLIES	CAPITAL CERAMICS	120.00
SUPPLIES	CARLING, MALLORY	165.74
SUPPLIES	CARPENTER, KARA	499.83
SUPPLIES	CARPENTER, MELINDA	69.16
SUPPLIES	CATES, BRITTANY	150.36
SUPPLIES	CATMULL, SUSAN	40.58
SUPPLIES	CAVANAUGH, EMILY	165.45
SUPPLIES	CENTENNIAL SALES	1,996.09
SUPPLIES	CHASE, STEPHANIE	46.21
SUPPLIES	CHRISTENSEN, EMILY	30.68
SUPPLIES	CHRISTENSEN, LAURIE	150.00
SUPPLIES	CHUANG, MIN HAO	119.62
SUPPLIES	CHURCH, MIRIEN	356.66
SUPPLIES	CLARK WHOLESALE INC	1,230.00
SUPPLIES	CLOWARD, ELAINE	175.00
SUPPLIES	CMI MOULDING UTAH	132.06
SUPPLIES	COLBY, KELLY	68.57
SUPPLIES	COLE, DEBORAH	430.07
SUPPLIES	COLEMAN, JACQUELYN	494.69
SUPPLIES	COLEMAN, RACHAEL	20.99

DESCRIPTION	VENDOR	AMOUNT
SUPPLIES	COLLYER, CALLIE	48.57
SUPPLIES	COLONIAL FLAG AND SPECIALTY COMPANY	101.31
SUPPLIES	CONNECTION	454.44
SUPPLIES	COPPER MOUNTAIN MIDDLE	1,900.96
SUPPLIES	COTE, MICHAEL	23.49
SUPPLIES	COTTLE, CRAIG	3.99
SUPPLIES	CRANE, JODEE	66.47
SUPPLIES	CRANE, LINDA	41.39
SUPPLIES	CRIST, VICKI	117.14
SUPPLIES	CULLIGAN WATER CONDITIONING	50.00
SUPPLIES	DAHL, KASEY	149.73
SUPPLIES	DAILEY, CAROLYN	236.37
SUPPLIES	DANIELS, MARLA	197.52
SUPPLIES	DAVENPORT, MELANIE	40.60
SUPPLIES	DEHAAN, SHELLIE	89.01
SUPPLIES	DELVIES PLASTICS INC	54.60
SUPPLIES	DEMCO INC	240.08
SUPPLIES	DENISON, SABRINA	89.50
SUPPLIES	DENOS, KATHRYN	83.50
SUPPLIES	DONALSON, TIFFANY	238.98
SUPPLIES	DUHAINE, JANET	212.48
SUPPLIES	DUMMER, MELINDA	159.90
SUPPLIES	EARL, KATHERINE	103.94
SUPPLIES	EATCHEL, LAURA	4.62
SUPPLIES	EDUTEK CORPORATION	22,880.50
SUPPLIES	ELDER, LARAINÉ	80.50
SUPPLIES	ELK RIDGE MIDDLE	662.15
SUPPLIES	ELLISON EDUCATIONAL EQUIPMENT INC	141.51
SUPPLIES	EMILY SCHMIDT	671.59
SUPPLIES	EMPIRE TAPE AND RICHARD THE THREAD	851.30
SUPPLIES	EPPERSON, CINDY	91.79
SUPPLIES	ERIC ARMIN INC	1,661.24
SUPPLIES	ETA HAND2MIND	80.47
SUPPLIES	EVANS, CHRISTINE	47.50
SUPPLIES	EVERYDAY SPEECH LLC	79.99
SUPPLIES	FARRINGTON, TRISTYN	138.81
SUPPLIES	FERGUSON, LAURA	135.50
SUPPLIES	FIBERSTORE INC	6,259.20
SUPPLIES	FIELDS, AMBER	129.37
SUPPLIES	FLINT, MELINDA	95.01
SUPPLIES	FLORAL SUPPLY SYNDICATE	151.00
SUPPLIES	FLORIN, ANITA	38.40
SUPPLIES	FOOD SERVICE SUPPLY	330.00
SUPPLIES	FORMAN, KIMBERLY	231.64
SUPPLIES	FOWLER BUSINESS SYSTEMS	3,964.40
SUPPLIES	FRAMPTON, JOSHUA	57.92
SUPPLIES	FREEMAN, LINDA	203.61
SUPPLIES	FREESTONE, KELLIE	99.90
SUPPLIES	FREHNER, RANDI	25.00
SUPPLIES	G AND K SERVICES	247.58
SUPPLIES	GARDNER, ROBYN	128.11
SUPPLIES	GARDNER, WENDY	76.70
SUPPLIES	GARZA, BEKKA	21.82
SUPPLIES	GAY, NICOLE	242.16
SUPPLIES	GENESIS SCIENTIFIC	568.00
SUPPLIES	GENTRY, SHEILA	118.93
SUPPLIES	GIACONI-ARBONA, LINDA	115.44
SUPPLIES	GIBBONS, KRISS	137.41
SUPPLIES	GIBSON, JOANN	67.61
SUPPLIES	GLASSEY, JENIFER	68.71
SUPPLIES	GLOVER, RANISHA	277.32
SUPPLIES	GODFREY, ANTHONY	12.32

DESCRIPTION	VENDOR	AMOUNT
SUPPLIES	GOLD, LINDA	29.34
SUPPLIES	GONZALES, KRISTIN	210.84
SUPPLIES	GONZALEZ, ANGELA	151.75
SUPPLIES	GOPHER SPORT	2,684.10
SUPPLIES	GRANT, LYNSEY	83.37
SUPPLIES	GRAY, LORI	44.05
SUPPLIES	GREENWOOD, RACHAEL	95.00
SUPPLIES	GREGERSON, STEVE	98.76
SUPPLIES	GRIGGS, DEIDRE	200.00
SUPPLIES	GRUER, DANA	147.25
SUPPLIES	GUNN, SHARON	87.75
SUPPLIES	GURNEY, VALENE	13.42
SUPPLIES	GUSTAFSON, WILDA	358.64
SUPPLIES	HAGMANN, LINDA	173.25
SUPPLIES	HAIGHT, RICHARD	350.00
SUPPLIES	HALL, ALISON	130.21
SUPPLIES	HANLON, PATRICIA	42.71
SUPPLIES	HANNA, ALLYSON	19.49
SUPPLIES	HANSEN, JENNIE	5.24
SUPPLIES	HANSEN, KYLE	12.75
SUPPLIES	HANSEN, PAMELA	175.00
SUPPLIES	HANSEN, SHAYLYN	10.67
SUPPLIES	HARMONS SOUTH JORDAN	803.01
SUPPLIES	HARRIS, MEGAN	127.89
SUPPLIES	HARVEY, AMY	147.97
SUPPLIES	HARVEY, HELEN	73.22
SUPPLIES	HATCH, MARLAJEAN	42.61
SUPPLIES	HATCH, SARAH	156.91
SUPPLIES	HAWKINS, SARA	77.37
SUPPLIES	HEATH, JOLAYNE	175.00
SUPPLIES	HEINEMANN	90.75
SUPPLIES	HENDRICKSON, HEIDI	42.71
SUPPLIES	HENDRICKSON, KAYLEENA	338.00
SUPPLIES	HENGEN, STEPHANIE	354.52
SUPPLIES	HERNANDEZ, KRISTY	136.52
SUPPLIES	HERRIMAN HIGH SCHOOL	6,376.42
SUPPLIES	HERTZ FURNITURE	4,319.67
SUPPLIES	HESS, MARY	328.60
SUPPLIES	HODSON, LAURA	81.90
SUPPLIES	HOFER, BRIANNA	1.97
SUPPLIES	HOFFMANN, JANET	97.64
SUPPLIES	HOGGARD, LAURA	150.00
SUPPLIES	HOLLOWAY, GRACE	246.71
SUPPLIES	HOWELL, MARCIA	333.50
SUPPLIES	HUNTING, DANIEL	113.00
SUPPLIES	HUNTSMAN, AMANDA	77.87
SUPPLIES	ICE MACHINES PLUS INC	2,199.00
SUPPLIES	IMAGING CONCEPTS LLC	10,828.00
SUPPLIES	INK IMAGE SCREENPRINTING	925.00
SUPPLIES	INNOVATIVE PRINT CONSULTING LLC	12,358.00
SUPPLIES	INTERMOUNTAIN WOOD PRODUCTS	1,793.54
SUPPLIES	INTERSTATE COMPANIES INC	589.56
SUPPLIES	IPEVO, INC	160.55
SUPPLIES	IPRINT TECHNOLOGIES	1,740.75
SUPPLIES	JACOBSON, MICHAEL	28.25
SUPPLIES	JADEAN EXPRESSIONS	250.00
SUPPLIES	JATC-SOUTH	396.00
SUPPLIES	JENIFER SANDERS	45.52
SUPPLIES	JENKINS, ANGELA	221.74
SUPPLIES	JENSEN, KAREN	28.06
SUPPLIES	JENSEN, MALINDA	5.28
SUPPLIES	JOEL P JENSEN MIDDLE	492.48

DESCRIPTION	VENDOR	AMOUNT
SUPPLIES	JOHNSON BROTHERS - TIMBERLINE	534.10
SUPPLIES	JOHNSON, HIEDI	47.40
SUPPLIES	JOHNSON, LISA	14.50
SUPPLIES	JONES, CARLYNN	148.10
SUPPLIES	JOOS, JENNIFER	210.30
SUPPLIES	JORDAN EDUCATION FOUNDATION	8,832.69
SUPPLIES	JUDD, DAVID	59.98
SUPPLIES	JW PEPPER AND SON INC	1,481.67
SUPPLIES	KAMMERMAN, RANDALL	313.92
SUPPLIES	KAURI SUE HAMILTON SCHOOL	12,054.10
SUPPLIES	KELVIN ELECTRONICS	573.00
SUPPLIES	KRAWIECKI, STEPHANIE	91.05
SUPPLIES	KRUGER, LINDA	73.50
SUPPLIES	KUMMER, TERESA	135.31
SUPPLIES	LAKESHORE LEARNING MATERIALS	2,502.41
SUPPLIES	LARUE, EMILY	205.64
SUPPLIES	LAURITZEN, JANIE	139.42
SUPPLIES	LAWSON, CHERIE	185.10
SUPPLIES	LAWSON, JENIFER	112.00
SUPPLIES	LEAVITT, STACEY	71.00
SUPPLIES	LEDINGHAM, ADAM	164.70
SUPPLIES	LEGO EDUCATION	3,244.38
SUPPLIES	LIMA, ELISSA	76.23
SUPPLIES	LLOYD, CHRISTINE	85.60
SUPPLIES	LOCKE, SUSAN	165.23
SUPPLIES	LUCERO, TRAVIS	300.04
SUPPLIES	LUDLOW, AMY	140.30
SUPPLIES	M AND M TOOL AND MACHINERY	914.19
SUPPLIES	MACHINE TOOLS WEST	289.00
SUPPLIES	MALLET, SARA	150.00
SUPPLIES	MANGLINONG, ROCHELLE	29.17
SUPPLIES	MANGUM, OLIVIA	55.98
SUPPLIES	MAPLES, JENNIFER	49.08
SUPPLIES	MARRIOTT, LINDA	25.00
SUPPLIES	MARSDEN, ANGELA	226.63
SUPPLIES	MARSHALL, STACEY	39.47
SUPPLIES	MARTIN, BRENDA	150.00
SUPPLIES	MARTIN, JENNY	149.38
SUPPLIES	MARTINELLI BELL'AVER, JESSICA	69.86
SUPPLIES	MARTINEZ, VERONICA	4.21
SUPPLIES	MARTZ, AMY	155.19
SUPPLIES	MASINA, KAREN	175.00
SUPPLIES	MASON, SHEILA	254.60
SUPPLIES	MATTHEWS, KRISTI	27.72
SUPPLIES	MAULIS, BRANDON	301.23
SUPPLIES	MAXFIELD, PAULA	392.57
SUPPLIES	MC CALL, HALEY	166.09
SUPPLIES	MC CULLOUGH, AMANDA	248.60
SUPPLIES	MC CULLOUGH, DANIEL	275.39
SUPPLIES	MCCARTY, LORI	183.25
SUPPLIES	MCCOMBS, TRUDY	168.79
SUPPLIES	MCDONALD, LISA	34.11
SUPPLIES	MCGARRY, BETHANY	24.36
SUPPLIES	MCINTOSH COMMUNICATIONS LLC	2,040.00
SUPPLIES	MCKENDRICK, ALICIA	14.96
SUPPLIES	MCQUIVEY, MICHELE	91.08
SUPPLIES	MEET THE MASTERS	1,925.00
SUPPLIES	MEIERHOFF, JULIE	37.90
SUPPLIES	MELEISEA, THYME	195.37
SUPPLIES	MILKANIN, JOSEPH	134.17
SUPPLIES	MILLET, KATHRYN	49.85
SUPPLIES	MILLS, ANNE	175.00

DESCRIPTION	VENDOR	AMOUNT
SUPPLIES	MINNESOTA, CARI	44.81
SUPPLIES	MONOPRICE INC	126.03
SUPPLIES	MONTOYA, GAYLE	156.09
SUPPLIES	MORIC, SELMA	18.00
SUPPLIES	MORTIMER, REBECCA	175.00
SUPPLIES	MOUNT OLYMPUS	54.28
SUPPLIES	MOUNTAIN STATE SCHOOLBOOK DEPOSITORY	1,117.44
SUPPLIES	MOWER, SHAUN	103.00
SUPPLIES	MPTONER	689.65
SUPPLIES	MUELLER, BROOKE	281.28
SUPPLIES	MUHLESTEIN, JILL	130.07
SUPPLIES	MULTI HEALTH SYSTEMS	1,050.40
SUPPLIES	MUNOT, RUPALI	78.78
SUPPLIES	MURDOCK, LAURIE	4.33
SUPPLIES	NAPA AUTO PARTS	323.08
SUPPLIES	NATIONAL COATINGS AND SUPPLIES INC	375.73
SUPPLIES	NATIONAL WOOD PRODUCTS	5,646.07
SUPPLIES	NCS PEARSON INC	604.28
SUPPLIES	NEBEKER, CRYSTAL	65.57
SUPPLIES	NELSON, ANNE	94.91
SUPPLIES	NELSON, LORI	143.89
SUPPLIES	NEWMAN, JULIANN	165.99
SUPPLIES	NIELSON, JAYME	22.44
SUPPLIES	NIXON, BOBBIE	143.16
SUPPLIES	NORCO INC	427.22
SUPPLIES	NORRIS, KRISTIN	63.50
SUPPLIES	NUFRIO FERNANDEZ, FLORENTINA	41.57
SUPPLIES	OAKCREST PTA	24.00
SUPPLIES	OAKLEY, JAMILYN	175.00
SUPPLIES	OBESO, ANA	102.47
SUPPLIES	OCONNOR, CATHERINE	268.66
SUPPLIES	OCONNOR, RAMSAY	161.76
SUPPLIES	OFFICE DEPOT	1,208.74
SUPPLIES	OKELBERRY, DONETTA	130.30
SUPPLIES	OLSEN, NANETTE	35.99
SUPPLIES	OLSEN, SUSAN	76.84
SUPPLIES	OQUIRRH HILLS MIDDLE	794.00
SUPPLIES	ORIENTAL TRADING COMPANY INC	204.98
SUPPLIES	OSBORNE, STEPHANIE	36.42
SUPPLIES	PAASI, AMELIA	175.00
SUPPLIES	PAOLETTI-SCHELP, MICHELE	68.00
SUPPLIES	PAPER DIRECT INC	83.97
SUPPLIES	PAR PSYCH ASSESSMENT RESOURCES	261.80
SUPPLIES	PAULSEN, RUSSEL	240.00
SUPPLIES	PAYTON, BROOKE	60.56
SUPPLIES	PEARSON, PATRICIA	71.98
SUPPLIES	PEDLER, PAUL	77.08
SUPPLIES	PEER, KAREN	145.42
SUPPLIES	PENDLETON, JANA	312.11
SUPPLIES	PEREZ, SHELBY	27.52
SUPPLIES	PERKINS, DENISE	53.43
SUPPLIES	PETERSON, SARAH	86.24
SUPPLIES	PETERSONS FRESH MARKET	69.66
SUPPLIES	PETT, ANDRIA	173.96
SUPPLIES	PETTY CASH	49.99
SUPPLIES	PHELPS, HOLLY	75.00
SUPPLIES	PICKETT, ELIZABETH	47.30
SUPPLIES	PICTURELINE	122.10
SUPPLIES	PITSCO	158.40
SUPPLIES	POLLOCK, ELIZABETH	119.60
SUPPLIES	POMMERENING, ANGELA	309.45
SUPPLIES	POND, JENNIFER	62.12

DESCRIPTION	VENDOR	AMOUNT
SUPPLIES	POWELL, THELISSA	26.93
SUPPLIES	PRESCOTT, REX	4.00
SUPPLIES	PRINCE, CYNTHIA	257.42
SUPPLIES	PRO ED COMPANY	1,560.63
SUPPLIES	RAINES, SUSAN	17.60
SUPPLIES	RASMUSSEN, NANCY	34.58
SUPPLIES	REALLY GOOD STUFF	223.40
SUPPLIES	REAMS	251.10
SUPPLIES	REDD, NATALIE	138.44
SUPPLIES	REILLEY, LORI	36.29
SUPPLIES	RHONDA BRISTOL	55.29
SUPPLIES	RICHARDS, PATRICE	126.51
SUPPLIES	RICHARDSON, LAURA	150.00
SUPPLIES	RIDEOUT, CAROL	59.85
SUPPLIES	RINDLISBACHER, CODY	126.26
SUPPLIES	RINDLISBACHER, JARED	30.66
SUPPLIES	RIVERS EDGE SCHOOL	758.93
SUPPLIES	RIVERTON HIGH	6,723.05
SUPPLIES	RIVERTON MUSIC INC	436.84
SUPPLIES	ROBERTSON, KYLA	126.64
SUPPLIES	ROBINSON, CHRISTIE	103.98
SUPPLIES	ROCKY MOUNTAIN ALUMINUM ART LLC	3,400.00
SUPPLIES	RODRIGUEZ-FERRO GOENECHEA, BEGONA	75.26
SUPPLIES	ROGERS, SALLY	174.75
SUPPLIES	ROMRIELL, JENNIFER	122.11
SUPPLIES	ROSSETTI, TERESA	148.40
SUPPLIES	ROY, STACI	152.16
SUPPLIES	SADLER, JESSICA	726.29
SUPPLIES	SALT LAKE COMMUNITY COLLEGE	54.00
SUPPLIES	SANDBERG, CATHLEEN	27.99
SUPPLIES	SCARBROUGH, MYRNA	175.00
SUPPLIES	SCHMIDT, LEANN	94.29
SUPPLIES	SCHOLASTIC BOOK FAIR REGION 13	3,805.09
SUPPLIES	SCHOLASTIC INC	261.49
SUPPLIES	SCHOLASTIC MAGAZINES	360.03
SUPPLIES	SCHOLASTIC STORE ONLINE	32.48
SUPPLIES	SCHOOL OUTFITTERS	220.12
SUPPLIES	SCHOOL SPECIALTY	99.70
SUPPLIES	SCHOOL TECH INC	196.62
SUPPLIES	SELL, LATISHA	31.99
SUPPLIES	SHENK, KALOMYRA	400.00
SUPPLIES	SHULER, GAYLE	19.59
SUPPLIES	SIMI, KERRY	364.98
SUPPLIES	SLACK, AMY	27.78
SUPPLIES	SMITH, CHLOE	12.00
SUPPLIES	SMITH, DORRELYN	26.68
SUPPLIES	SORENSEN, CRYSTAL	175.00
SUPPLIES	SOUTH HILLS MIDDLE	494.56
SUPPLIES	SOUTH JORDAN MIDDLE	50.00
SUPPLIES	SOUTH VALLEY	6,408.16
SUPPLIES	SPENCER ROSE	655.00
SUPPLIES	SPENCER, ANDREA	208.67
SUPPLIES	SPENCER, KAREN	17.07
SUPPLIES	SPIRIT MONKEY LLC	140.00
SUPPLIES	SQUIRE, RONALD	175.00
SUPPLIES	STANDARD STATIONARY SUPPLY	210.39
SUPPLIES	STEELE, LESLIE	28.44
SUPPLIES	STEVE CONGER ENTERPRISE	604.00
SUPPLIES	STIRLAND, CARLY	53.28
SUPPLIES	STRONG, CHRISTINE	175.00
SUPPLIES	STUART, JULIE	104.37
SUPPLIES	SUMMERHAYS MUSIC COMPANY	1,284.30

DESCRIPTION	VENDOR	AMOUNT
SUPPLIES	SUNDELL, KELLI	271.44
SUPPLIES	SUNDRUD, ADREANN	135.03
SUPPLIES	SUNSET RIDGE MIDDLE	1,674.88
SUPPLIES	SUPER DUPER INC	211.75
SUPPLIES	SUPERIOR WATER & AIR INC	194.65
SUPPLIES	SUTHERLAND, JULIE	103.29
SUPPLIES	SWIRE COCA COLA USA	56.49
SUPPLIES	TAFT, SHELLEY	577.17
SUPPLIES	TARPENNING, DIONNE	133.10
SUPPLIES	TAYLOR, DIANA	175.62
SUPPLIES	TAYLOR, KRISTI	95.06
SUPPLIES	TAYLOR, MADISON	85.88
SUPPLIES	TAYLOR, REBECCA	26.14
SUPPLIES	TAYLOR, SUSAN	20.54
SUPPLIES	TETON MUSIC COMPANY	1,731.23
SUPPLIES	THE HON COMPANY	18,280.33
SUPPLIES	THOMAS, DARLA	117.33
SUPPLIES	THOMPSON, APRIL	80.00
SUPPLIES	THORN, MICHELLE	95.51
SUPPLIES	TIFFANY CARLINO	21.76
SUPPLIES	TOLMAN, BRENDA	42.49
SUPPLIES	TOTAL PERFORMANCE INC	1,971.56
SUPPLIES	TOVAR, MCKENZIE	147.50
SUPPLIES	TREASURE TOWER REWARDS	1,860.00
SUPPLIES	TREGLOWN, KIMBERLY	100.33
SUPPLIES	TROXELL COMMUNICATIONS INC	5,507.96
SUPPLIES	TUTTLE, DANIELLE	4.72
SUPPLIES	TV SPECIALISTS INC	84.98
SUPPLIES	UNG, NINA	9.52
SUPPLIES	UTAH CORRECTIONAL INDUSTRIES PRINT SHOP	2,298.21
SUPPLIES	UTAH TEES AND FLEECE LLC	3,346.00
SUPPLIES	VALCOM COMPUTER CENTER	957.42
SUPPLIES	VALLEY BUSINESS MACHINES	1,269.60
SUPPLIES	VALLEY HIGH	2,697.68
SUPPLIES	VASKE, AMBER	175.00
SUPPLIES	VERITIV OPERATING COMPANY	342.21
SUPPLIES	VUYK, ELIZABETH	106.84
SUPPLIES	WARNER, AMBER	22.27
SUPPLIES	WARNER, DEBORAH	35.60
SUPPLIES	WASATCH SAVINGS INC	645.00
SUPPLIES	WATKINS, JAMIE	47.49
SUPPLIES	WEBSTER, JACQUELIN	222.74
SUPPLIES	WEENIG, JENNY	175.00
SUPPLIES	WEI, JIA	113.18
SUPPLIES	WEIMER, LINDA	112.22
SUPPLIES	WENGER CORP	9,662.00
SUPPLIES	WEST HILLS MIDDLE	166.46
SUPPLIES	WEST JORDAN MIDDLE	809.02
SUPPLIES	WEST MUSIC	2,509.40
SUPPLIES	WEST, SHAUNA	63.02
SUPPLIES	WESTERN PSYCH SERVICES	814.00
SUPPLIES	WHITE, KENNETH	13.10
SUPPLIES	WHITE, MARTIANNE	171.67
SUPPLIES	WHITING, KRISTIN	98.65
SUPPLIES	WHITNEY DANIELS DESIGNS	1,618.00
SUPPLIES	WILCOX, JULIANA	16.02
SUPPLIES	WILSON, JESSICA	91.33
SUPPLIES	WILSON, MEGAN	127.90
SUPPLIES	WING, JULIANNA	54.58
SUPPLIES	WOOD, CINDY	221.02
SUPPLIES	WOOD, DEBORAH	275.44
SUPPLIES	WOOD, JENNIFER	68.19

DESCRIPTION	VENDOR	AMOUNT
SUPPLIES	WOOD, TASHALYN	124.05
SUPPLIES	WOOLLEY, ALISHA	396.27
SUPPLIES	WORLDS FINEST CHOCOLATE	10,830.00
SUPPLIES	WRIGHT, PHYLLIS	22.51
SUPPLIES	WU, SIYAO	7.57
SUPPLIES	WURTH LOUIS AND COMPANY	909.68
SUPPLIES	YOUNG, DAVID	129.96
SUPPLIES	YOUTZ, BRYAN	65.37
SUPPLIES	ZEALLEY, PATTI	25.00
SUPPORT VEHICLE FUEL & SHOP SU	STATE OF UTAH GASCARD	10,042.10
TAX SHELTER ANNUITY	UIEBT 401 K	5,051.99
TECHNOLOGY SUPPLIES	APPLE COMPUTER INC	141,800.10
TECHNOLOGY SUPPLIES	BINGHAM HIGH	776.14
TECHNOLOGY SUPPLIES	CDW GOVERNMENT INC	35,038.72
TECHNOLOGY SUPPLIES	COCHLEAR AMERICAS	164.00
TECHNOLOGY SUPPLIES	COLBY, KELLY	103.01
TECHNOLOGY SUPPLIES	CONNECTION	169,377.53
TECHNOLOGY SUPPLIES	EN POINTE TECH	343,869.78
TECHNOLOGY SUPPLIES	HP INC	20,225.59
TECHNOLOGY SUPPLIES	IPEVO, INC	980.10
TECHNOLOGY SUPPLIES	MCINTOSH COMMUNICATIONS LLC	1,276.00
TECHNOLOGY SUPPLIES	MICRON CONSUMER PRODUCTS GROUP	684.90
TECHNOLOGY SUPPLIES	MONSEN, KASANDRA	404.53
TECHNOLOGY SUPPLIES	NATIONAL PEN CORPORATION	94.94
TECHNOLOGY SUPPLIES	OQUIRRH HILLS MIDDLE	640.03
TECHNOLOGY SUPPLIES	PETTY CASH	249.99
TECHNOLOGY SUPPLIES	PROVANTAGE LLC	358.35
TECHNOLOGY SUPPLIES	SCHOOL OUTFITTERS	298.17
TECHNOLOGY SUPPLIES	SHI INTERNATIONAL CORP	940.20
TECHNOLOGY SUPPLIES	SUNSET RIDGE MIDDLE	200.00
TECHNOLOGY SUPPLIES	TROXELL COMMUNICATIONS INC	899.98
TECHNOLOGY SUPPLIES	VALCOM COMPUTER CENTER	26,950.27
TELEPHONE	AT AND T MOBILITY	84.00
TELEPHONE	CENTURYLINK	429.81
TELEPHONE	IDDINGS, SCOTT	98.14
TELEPHONE	NANCE, PAUL	14.70
TELEPHONE	SOUTH VALLEY	1,180.28
TELEPHONE	SUNSET RIDGE MIDDLE	31.60
TELEPHONE	VERIZON WIRELESS	13,911.02
TEXTBOOKS	ASCD	474.03
TEXTBOOKS	BEARD, CARLIE	13.50
TEXTBOOKS	BENCHMARK EDUCATION COMPANY	2,565.00
TEXTBOOKS	BR PRINTERS INC	3,837.82
TEXTBOOKS	BRAIN POP	2,395.00
TEXTBOOKS	BUEHNER ILLUSTRATIONS LLC	300.00
TEXTBOOKS	CHINASPROUT INC	512.20
TEXTBOOKS	CHINESE BOOKS FOR CHILDREN	301.44
TEXTBOOKS	CLOWARD, ELAINE	53.90
TEXTBOOKS	CRITICAL THINKING COMPANY	385.94
TEXTBOOKS	CURRICULUM ASSOCIATES INC	268.46
TEXTBOOKS	DAY MURRAY MUSIC	696.47
TEXTBOOKS	DELAND, JODY	319.83
TEXTBOOKS	DEMOULIN BROTHERS AND COMPANY	23,856.00
TEXTBOOKS	DIDAX EDUCATION RESOURCES	231.42
TEXTBOOKS	DOVER PUBLICATIONS INC	201.56
TEXTBOOKS	EPS LITERACY AND INTERVENTION	1,544.40
TEXTBOOKS	EVERBIND MARCO BOOK CO	806.33
TEXTBOOKS	FOLLETT SCHOOL SOLUTIONS, INC	8,486.54
TEXTBOOKS	FRANKLIN COVEY	2,379.31
TEXTBOOKS	HEINEMANN	12,002.00
TEXTBOOKS	HERRIMAN HIGH SCHOOL	8,210.27
TEXTBOOKS	HOUGHTON MIFFLIN COMPANY	207.30

DESCRIPTION	VENDOR	AMOUNT
TEXTBOOKS	IC GROUP	5,077.97
TEXTBOOKS	INTERMOUNTAIN LITERACY INC	9,118.87
TEXTBOOKS	JW PEPPER AND SON INC	4,030.48
TEXTBOOKS	KINGS ENGLISH BOOK SHOP	2,716.87
TEXTBOOKS	LEARN BY DOING	4,725.00
TEXTBOOKS	MCFARLAND, SZU YING	286.39
TEXTBOOKS	MOUNTAIN STATE SCHOOLBOOK DEPOSITORY	47,613.37
TEXTBOOKS	NATIONAL GEOGRAPHIC EXPLORER MAGAZINE	679.25
TEXTBOOKS	OQUIRRH HILLS MIDDLE	999.34
TEXTBOOKS	PEARSON EDUCATION	1,016.07
TEXTBOOKS	PERFECTION LEARNING CORP	792.11
TEXTBOOKS	PERMA BOUND	118.30
TEXTBOOKS	PRUFROCK PRESS	491.39
TEXTBOOKS	RIVERTON HIGH	4,175.00
TEXTBOOKS	ROBLES JUHAS, SILVIA	653.25
TEXTBOOKS	SCHOLASTIC INC	52.66
TEXTBOOKS	SCHOLASTIC MAGAZINES	60.50
TEXTBOOKS	SCHOLASTIC STORE ONLINE	703.77
TEXTBOOKS	TALES FOR TEACHING LLC	3,599.00
TEXTBOOKS	VALLEY HIGH	60.19
TEXTBOOKS	VISTA HIGHER LEARNING INC	14,437.53
TEXTBOOKS	WEST HILLS MIDDLE	170.89
TEXTBOOKS	WOOLF, LINDA	311.96
TIRES	JACKS TIRE AND OIL MANAGEMENT CO	136.80
TORT LIABILITY	ARTHUR J. GALLAGHER RISK MANAGEMENT SERVICES	950.00
TRANSLATION SERVICES	ORENO, YUWEN	300.00
TRAVEL CONVENTION	ANDERSON JR, BRIAN	109.00
TRAVEL CONVENTION	ANDERSON, BRENDA	273.00
TRAVEL CONVENTION	ANDERSON, MICHAEL	1,243.00
TRAVEL CONVENTION	ANDOLSEK, MICHAEL	218.00
TRAVEL CONVENTION	ARAYA, JOYCELYN	152.00
TRAVEL CONVENTION	ATWOOD, JENNIFER	88.00
TRAVEL CONVENTION	BALLARD, DEBBIE	129.00
TRAVEL CONVENTION	BENTLEY, WYATT	686.74
TRAVEL CONVENTION	BINGHAM HIGH	193.59
TRAVEL CONVENTION	BREY, DEBORAH	253.00
TRAVEL CONVENTION	CHATTERTON, ALLYSON	36.00
TRAVEL CONVENTION	CHRISTENSEN, MICHAEL	191.00
TRAVEL CONVENTION	COPPER HILLS HIGH	2,763.10
TRAVEL CONVENTION	CREWS, JOEL	171.00
TRAVEL CONVENTION	CULBREATH, ELIZABETH	156.00
TRAVEL CONVENTION	DANIELS, VICKIE	255.00
TRAVEL CONVENTION	DAVIS, SHELLY	203.00
TRAVEL CONVENTION	DURRANT, JILL	203.00
TRAVEL CONVENTION	ELKINS, BRIAN	62.00
TRAVEL CONVENTION	FINLINSON, LAURA	1,455.75
TRAVEL CONVENTION	FRATTO, ALICEA	735.08
TRAVEL CONVENTION	GERBER, REBECCA	253.00
TRAVEL CONVENTION	HANSEN, NICHOLAS	191.00
TRAVEL CONVENTION	HARBISON, EMILY	253.00
TRAVEL CONVENTION	HARWOOD, STEVEN	12.00
TRAVEL CONVENTION	HERRIMAN HIGH SCHOOL	7,258.27
TRAVEL CONVENTION	JOHNSON, PATRICE	247.95
TRAVEL CONVENTION	LAWES, LARAINE	591.00
TRAVEL CONVENTION	LINARES, MICHAEL	109.00
TRAVEL CONVENTION	LUDWIG, TIMOTHY	62.00
TRAVEL CONVENTION	LYON, STACY	349.26
TRAVEL CONVENTION	MARTIN-LEMASTER, JUNE	359.00
TRAVEL CONVENTION	MECHAM, KRISTA	253.00
TRAVEL CONVENTION	NORDICK, SHELLEY	243.00
TRAVEL CONVENTION	NORRIS, KRISTIN	156.00
TRAVEL CONVENTION	REICH, HEATHER	253.00

DESCRIPTION	VENDOR	AMOUNT
TRAVEL CONVENTION	RIVERTON HIGH	387.11
TRAVEL CONVENTION	ROBINSON, LISA	156.00
TRAVEL CONVENTION	ROSTROM, DAVID	45.00
TRAVEL CONVENTION	RYAN DAVIS, ORLA	303.00
TRAVEL CONVENTION	SAMPLE, SHERI	203.00
TRAVEL CONVENTION	SHAW, KATIE	203.00
TRAVEL CONVENTION	SMITH, TIFFANY	253.00
TRAVEL CONVENTION	STEVENSON, DAVID	809.08
TRAVEL CONVENTION	THEOBALD, TODD	501.00
TRAVEL CONVENTION	TIMPSON, TERI	203.00
TRAVEL CONVENTION	UNSWORTH, GERRI	109.00
TRAVEL CONVENTION	WIEMERS, AMMON	206.00
TRAVEL CONVENTION	WORTHINGTON, SHAUNA	12.00
UNEMPLOYMENT INSURANCE	EMPLOYER ADVOCATES LLC	1,075.00
UNEMPLOYMENT INSURANCE	UTAH DEPT WORKFORCE SERVICES	1,205.94
UNITED WAY W/H	JORDAN EDUCATION FOUNDATION	757.00
UNIVERSAL LIFE INSURANCE	LINA	35,828.31
UTENSIL ITEMS	RESTAURANT AND STORE EQUIPMENT CO	382.85
VEHICLE REPAIRS	AAA SPRING SPECIALIST INC	765.51
VEHICLE REPAIRS	ASSOCIATED TOWING	150.00
VEHICLE REPAIRS	AUTO GLASS NOW LLC	95.00
VEHICLE REPAIRS	BEST DEAL SPRINGS INC	1,154.40
VEHICLE REPAIRS	BRYSON SALES AND SERVICE	7,047.17
VEHICLE REPAIRS	CUMMINS INTERMOUNTAIN LLC	1,119.26
VEHICLE REPAIRS	EMERALD SERVICES INC	719.40
VEHICLE REPAIRS	GEARHEAD OIL ANALYSIS, LLC	239.25
VEHICLE REPAIRS	GENERATOR EXCHANGE INC	120.00
VEHICLE REPAIRS	GOFF DIESEL INJECTION	725.00
VEHICLE REPAIRS	INTERMOUNTAIN RADIATOR AND AC	1,100.00
VEHICLE REPAIRS	INTERSTATE BILLING SERVICE INC	21,443.39
VEHICLE REPAIRS	JERRY SEINER CHEVROLET	142.75
VEHICLE REPAIRS	KENWORTH SALES COMPANY INC	1,979.14
VEHICLE REPAIRS	LASERLINE ALIGNMENT SERVICES	250.00
VEHICLE REPAIRS	LEWIS TRANSPORTATION SALES	10,201.72
VEHICLE REPAIRS	MARTIN STEEL AND IRON INC	325.00
VEHICLE REPAIRS	MFCP INC	1,419.76
VEHICLE REPAIRS	NAPA AUTO PARTS	2,637.52
VEHICLE REPAIRS	PRIME MACHINE INC	250.00
VEHICLE REPAIRS	SMITH POWER PRODUCTS INC	2,218.99
VEHICLE REPAIRS	STAUFFERS TOWING LLC	285.50
VEHICLES	SEMI SERVICE INC	11,787.30
VEHICLES	TOP NOTCH COLLISION LLC	6,168.73
VEHICLES	WHEELER POWER SYSTEMS	6,500.00
WAGE ASSIGN	CALIFORNIA STATE DISTRIBUTION UNIT	434.25
WAGE ASSIGN	CHILD SUPPORT SERVICES	7,504.63
WAGE ASSIGN	EDWIN B PARRY	1,256.59
WAGE ASSIGN	GC SERVICES LP	547.57
WAGE ASSIGN	GREGORY M CONSTANTINO	382.92
WAGE ASSIGN	JAY V BARNEY 0224	539.03
WAGE ASSIGN	JOHNSON AND MARK LLC	194.12
WAGE ASSIGN	OLSON SHANER	1,278.06
WAGE ASSIGN	SEAN D REYES	658.29
WAGE ASSIGN	UHEAA	1,482.15
WAGE ASSIGN	UNITED STATES DEPARTMENT OF EDUCATION	569.86
WAGE ASSIGN	UNITED STATES TREASURY	357.00
WAGE ASSIGN	VAN RU CREDIT CORPORATION	541.51
	GRAND TOTAL	<u>\$ 16,823,594.12</u>

JORDAN SCHOOL DISTRICT
Payroll 
NOVEMBER 2017

Gross Payroll	\$	19,415,706.53
Net Pay Deposit	\$	13,938,821.04
Deductions through Accounts Payable		
Payday	Federal Tax Deposit	\$ 1,617,005.76
Payday	FICA Tax Withheld	\$ 1,127,536.08
Payday	Medicare Tax Withheld	\$ 264,328.72
Total Accounts Payable		\$ 3,008,870.56
Deduction ACH	\$	288,195.40
Deductions through Accounts Payable	\$	939,613.30
Deductions - Insurance Journal Entry	\$	690,361.37
Deductions - Flexible Spending money wired	\$	104,129.25
Deductions - URS	\$	305,440.92
Deductions - TSA	\$	137,065.67
Federal Tax Withheld	\$	1,139.33
FICA Tax Withheld	\$	1,814.70
Medicare Tax Withheld	\$	424.41
Additional flex wire from advanced paycheck	\$	(169.42)
Total Transfer to Payroll Account	\$	14,227,016.44
Total Transfer to Accounts Payable	\$	5,188,690.09
Total Deposits	\$	19,415,706.53

-

Sarah Palmer
 Director of Payroll

June LeMaster
 Executive Director, Human Resources

John Larsen
 Business Administrator

Jordan School District

FINANCIAL REPORT - NOVEMBER 2017

Summary of Funds and Functions

<u>Fund #</u>	<u>Name</u>	<u>Examples of Activity</u>
10	General Fund (aka Maintenance and Operations)	K-12 instruction, support services offices
23	Non K-12 Fund	Pre-school, Adult Education, Community Education, coaches/advisor stipends
31	Debt Service Fund	General Obligation Bonds repayment
32	Capital Projects Fund (aka Capital Outlay)	Major construction and maintenance projects; land, bus, and equipment purchases
51	Nutrition Services Fund (aka School Lunch)	School breakfast and lunch sales and all associated costs
60	Health and Accident Self-Insurance Fund	Health, life, disability, and industrial insurance premiums and claims
75	Jordan Education Foundation Fund	Donations earmarked for Foundation

Expenditure

<u>Function #</u>	<u>Name</u>	<u>Examples of Activity</u>
1000	Instruction	Student classroom costs; teachers, substitutes, textbooks, supplies, etc.
2100	Support Services - Students	Nurses, psychologists, counselors, Guidance, Planning and Student Services
2200	Support Services - Instructional Staff	Curriculum, teacher professional development, media centers, testing
2300	Support Services - District Administration	Board of Education, superintendent, area administrators of schools
2400	Support Services - School Administration	Principals, assistant principals, office staff, registrars, school postage
2500	Support Services - Business	Business administrator, Accounting, Payroll, Purchasing
2600	Support Services - Operations and Maintenance	Utilities, Custodial, Maintenance, Central Warehouse, property management
2700	Support Services - Transportation	Student transportation to and from school, field trips
2800	Support Services - Other Central	Human Resources, Information Systems, Communications, Insurance Services
3100	Food Services	Nutrition Services
3300	Community Services	Pre-School, Adult Education, Community Education, coaches/advisor stipends, Foundation
4000	Facilities Acquisition and Construction	Major construction and maintenance projects; land, bus, and equipment purchases
5100	Debt Services	Repayment of bonds
8000	Foundation Donations	Donations earmarked for Foundation

Description	2017-18 Revised Budget	Encumbered Amount	November 2017-18 Monthly Activity	2017-18 FYTD Activity	Unencumbered Balance	Percent Remaining
10 MAINTENANCE & OPERATIONS						
1000 LOCAL REVENUE						
AD VALOREM TAXES	69,477,606.00	0.00	3,801,306.44	4,909,658.54	64,567,947.46	92.93%
AD VALOREM TAXES	5,003,094.00	0.00	529,505.63	2,118,550.66	2,884,543.34	57.66%
TUITIONS	1,891,680.00	0.00	66,120.00	234,778.97	1,656,901.03	87.59%
INVESTMENT EARNINGS	1,170,000.00	0.00	372,488.48	1,475,591.26	-305,591.26	-26.12%
OTHER LOCAL REVENUE	5,469,987.00	0.00	315,556.79	1,090,571.25	4,379,415.75	80.06%
LOCAL REVENUE	83,012,367.00	0.00	5,084,977.34	9,829,150.68	73,183,216.32	88.16%
3000 STATE REVENUE						
STATE REVENUE	147,130,795.00	0.00	12,820,047.63	62,802,946.54	84,327,848.46	57.31%
RESTRICTED GRANT OPTIONAL	33,819,364.00	0.00	2,565,710.60	30,751,911.30	3,067,452.70	9.07%
RESTRICTED GRANT VOC & OTHER	13,424,223.96	0.00	1,031,484.71	6,133,764.99	7,290,458.97	54.31%
RESTRICTED GRANT BASIC PROG	7,056,134.00	0.00	664,274.41	3,196,815.89	3,859,318.11	54.69%
RESTRICTED GRANT SPEC PURPOSE	18,762,283.43	0.00	1,155,486.44	11,355,379.12	7,406,904.31	39.48%
SCHOOL BLDG FOUNDATION AID	1,622,237.00	0.00	29,086.00	429,938.46	1,192,298.54	73.50%
MISCELLANEOUS STATE PROGRAMS	526,438.00	0.00	0.00	455,774.24	70,663.76	13.42%
SUPPLEMENTAL APPROPRIATIONS	17,387,545.00	0.00	1,137,493.92	6,356,367.12	11,031,177.88	63.44%
MISCELLANEOUS STATE REVENUE	13,000.00	0.00	0.00	4,268.53	8,731.47	67.17%
STATE REVENUE	239,742,020.39	0.00	19,403,583.71	121,487,166.19	118,254,854.20	49.33%
4000 FEDERAL REVENUE						
UNRESTRICTED GRANT THRU STATE	265,628.00	0.00	0.00	0.00	265,628.00	100.00%
RESTRICTED GRANT DIRECT	20,799.00	0.00	0.00	331,098.21	-310,299.21	-1,491.89%
RESTRICTED GRANT THRU STATE	11,552,919.00	0.00	78,479.84	2,085,887.99	9,467,031.01	81.94%
FEDERAL REVENUE OTHER AGENCIES	20,000.00	0.00	0.00	0.00	20,000.00	100.00%
FEDERAL NCLB	5,423,202.00	0.00	876,863.53	725,433.07	4,697,768.93	86.62%
FEDERAL NCLB	97,080.00	0.00	5,058.77	5,058.77	92,021.23	94.79%
FEDERAL REVENUE	17,379,628.00	0.00	960,402.14	3,147,478.04	14,232,149.96	81.89%
5000 OTHER LOCAL SOURCES						
TRANSFER IN FROM OTHER FUNDS	-181,578.00	0.00	0.00	0.00	-181,578.00	100.00%
OTHER LOCAL SOURCES	-181,578.00	0.00	0.00	0.00	-181,578.00	100.00%
MAINTENANCE & OPERATIONS	339,952,437.39	0.00	25,448,963.19	134,463,794.91	205,488,642.48	60.45%

Description	2017-18 Revised Budget	Encumbered Amount	November 2017-18 Monthly Activity	2017-18 FYTD Activity	Unencumbered Balance	Percent Remaining
21	STUDENT ACTIVITIES FUND					
1000	LOCAL REVENUE					
INVESTMENT EARNINGS	60,000.00	0.00	0.00	739.62	59,260.38	98.77%
FOUNDATION	200,000.00	0.00	1,449.95	6,601.95	193,398.05	96.70%
	3,750,000.00	0.00	534.05	1,761.98	3,748,238.02	99.95%
OTHER LOCAL REVENUE	3,990,000.00	0.00	119,078.52	691,680.69	3,298,319.31	82.66%
LOCAL REVENUE	8,000,000.00	0.00	121,062.52	700,784.24	7,299,215.76	91.24%
STUDENT ACTIVITIES FUND	8,000,000.00	0.00	121,062.52	700,784.24	7,299,215.76	91.24%
=====						
23	NON K-12					
1000	LOCAL REVENUE					
AD VALOREM TAXES	719,582.00	0.00	39,963.47	52,620.18	666,961.82	92.69%
AD VALOREM TAXES	51,818.00	0.00	5,484.12	21,941.93	29,876.07	57.66%
TUITIONS	30,000.00	0.00	2,625.00	15,380.00	14,620.00	48.73%
INVESTMENT EARNINGS	30,000.00	0.00	7.87	28.60	29,971.40	99.90%
OTHER LOCAL REVENUE	856,935.00	0.00	37,042.46	219,618.78	637,316.22	74.37%
LOCAL REVENUE	1,688,335.00	0.00	85,122.92	309,589.49	1,378,745.51	81.66%
3000	STATE REVENUE					
RESTRICTED GRANT OPTIONAL	4,029,894.00	0.00	282,295.86	3,140,865.33	889,028.67	22.06%
RESTRICTED GRANT VOC & OTHER	482,089.00	0.00	32,909.61	292,092.66	189,996.34	39.41%
UNRESTRICTED GRANT BASIC PROG	60,000.00	0.00	0.00	36,000.00	24,000.00	40.00%
STATE REVENUE	4,571,983.00	0.00	315,205.47	3,468,957.99	1,103,025.01	24.13%
4000	FEDERAL REVENUE					
RESTRICTED GRANT DIRECT	342,141.00	0.00	0.00	-331,099.00	673,240.00	196.77%
RESTRICTED GRANT THRU STATE	3,520,224.00	0.00	573,563.00	924,505.85	2,595,718.15	73.74%
FEDERAL REVENUE	3,862,365.00	0.00	573,563.00	593,406.85	3,268,958.15	84.64%
NON K-12	10,122,683.00	0.00	973,891.39	4,371,954.33	5,750,728.67	56.81%
=====						
26	Tax Increment					
1000	LOCAL REVENUE					
AD VALOREM TAXES	13,500,000.00	0.00	0.00	0.00	13,500,000.00	100.00%
LOCAL REVENUE	13,500,000.00	0.00	0.00	0.00	13,500,000.00	100.00%

Description	2017-18 Revised Budget	Encumbered Amount	November 2017-18 Monthly Activity	2017-18 FYTD Activity	Unencumbered Balance	Percent Remaining
26 0000	Tax Increment					
Tax Increment	13,500,000.00	0.00	0.00	0.00	13,500,000.00	100.00%
31 1000	DEBT SERVICE LOCAL REVENUE					
AD VALOREM TAXES	11,589,069.00	0.00	636,343.67	825,735.24	10,763,333.76	92.87%
AD VALOREM TAXES	834,531.00	0.00	88,323.10	353,380.49	481,150.51	57.66%
INVESTMENT EARNINGS	40,000.00	0.00	24,404.23	24,737.98	15,262.02	38.16%
LOCAL REVENUE	12,463,600.00	0.00	749,071.00	1,203,853.71	11,259,746.29	90.34%
DEBT SERVICE	12,463,600.00	0.00	749,071.00	1,203,853.71	11,259,746.29	90.34%
32 1000	CAPITAL OUTLAY LOCAL REVENUE					
AD VALOREM TAXES	41,774,699.00	0.00	2,184,346.40	2,828,179.67	38,946,519.33	93.23%
AD VALOREM TAXES	956,801.00	0.00	303,791.05	1,215,467.19	-258,666.19	-27.03%
INVESTMENT EARNINGS	420,000.00	0.00	27,178.61	140,530.20	279,469.80	66.54%
LOCAL REVENUE	43,151,500.00	0.00	2,515,316.06	4,184,177.06	38,967,322.94	90.30%
4000	FEDERAL REVENUE					
FEDERAL REVENUE OTHER AGENCIES	415,256.40	0.00	207,628.20	207,628.20	207,628.20	50.00%
FEDERAL REVENUE	415,256.40	0.00	207,628.20	207,628.20	207,628.20	50.00%
5000	OTHER LOCAL SOURCES					
BONDS	100,613,956.00	0.00	0.00	0.00	100,613,956.00	100.00%
SALE OF FIXED ASSETS	85,000.00	0.00	1,820,613.34	1,839,496.21	-1,754,496.21	-2,064.11%
OTHER LOCAL SOURCES	100,698,956.00	0.00	1,820,613.34	1,839,496.21	98,859,459.79	98.17%
CAPITAL OUTLAY	144,265,712.40	0.00	4,543,557.60	6,231,301.47	138,034,410.93	95.68%

Description	2017-18 Revised Budget	Encumbered Amount	November 2017-18 Monthly Activity	2017-18 FYTD Activity	Unencumbered Balance	Percent Remaining
51 SCHOOL FOODS						
1000 LOCAL REVENUE						
INVESTMENT EARNINGS	60,000.00	0.00	0.00	0.00	60,000.00	100.00%
FOOD SERVICES REVENUE	7,753,000.00	0.00	819,750.31	2,961,946.09	4,791,053.91	61.80%
OTHER LOCAL REVENUE	50,000.00	0.00	29,969.21	32,327.04	17,672.96	35.35%
LOCAL REVENUE	7,863,000.00	0.00	849,719.52	2,994,273.13	4,868,726.87	61.92%
3000 STATE REVENUE						
RESTRICTED GRANT VOC & OTHER	3,700,000.00	0.00	277,009.50	683,790.00	3,016,210.00	81.52%
STATE REVENUE	3,700,000.00	0.00	277,009.50	683,790.00	3,016,210.00	81.52%
4000 FEDERAL REVENUE						
RESTRICTED GRANT THRU STATE	8,715,460.00	0.00	753,443.91	1,931,022.42	6,784,437.58	77.84%
FEDERAL REVENUE	8,715,460.00	0.00	753,443.91	1,931,022.42	6,784,437.58	77.84%
SCHOOL FOODS	20,278,460.00	0.00	1,880,172.93	5,609,085.55	14,669,374.45	72.34%
60 HEALTH & ACCIDENT SELF INSURED						
1000 LOCAL REVENUE						
INVESTMENT EARNINGS	140,000.00	0.00	0.00	0.00	140,000.00	100.00%
OTHER LOCAL REVENUE	37,175,000.00	0.00	3,136,137.39	12,823,432.72	24,351,567.28	65.51%
LOCAL REVENUE	37,315,000.00	0.00	3,136,137.39	12,823,432.72	24,491,567.28	65.63%
HEALTH & ACCIDENT SELF INSURED	37,315,000.00	0.00	3,136,137.39	12,823,432.72	24,491,567.28	65.63%
75 FOUNDATION						
5000 OTHER LOCAL SOURCES						
TRANSFER IN FROM OTHER FUNDS	181,578.00	0.00	0.00	0.00	181,578.00	100.00%
OTHER LOCAL SOURCES	181,578.00	0.00	0.00	0.00	181,578.00	100.00%
8000 JORDAN DIST DASH						
JORDAN DIST DASH	750,000.00	0.00	349.00	237,461.73	512,538.27	68.34%
	0.00	0.00	150.00	235,600.61	-235,600.61	0.00%
AEROSPACE PROGRAM	0.00	0.00	19,581.30	284,635.60	-284,635.60	0.00%
FOUNDATION	0.00	0.00	2,219.58	90,480.01	-90,480.01	0.00%

Description	2017-18 Revised Budget	Encumbered Amount	November 2017-18 Monthly Activity	2017-18 FYTD Activity	Unencumbered Balance	Percent Remaining
75 FOUNDATION						
8000 JORDAN DIST DASH						
	0.00	0.00	20,517.43	278,703.35	-278,703.35	0.00%
MUSIC PROGRAM	0.00	0.00	361.79	110,879.68	-110,879.68	0.00%
FOUNDATION	0.00	0.00	3,700.00	21,442.58	-21,442.58	0.00%
DOKAS CLASS	0.00	0.00	806.97	16,559.37	-16,559.37	0.00%
LLOYDS CLASS	0.00	0.00	1,020.46	21,040.78	-21,040.78	0.00%
SANDER'S CLASS	0.00	0.00	2,000.00	18,964.82	-18,964.82	0.00%
JORDAN DIST DASH	750,000.00	0.00	50,706.53	1,315,768.53	-565,768.53	-75.44%
9000						
	0.00	0.00	0.00	-7,069.47	7,069.47	0.00%
	0.00	0.00	0.00	-7,069.47	7,069.47	0.00%
FOUNDATION	931,578.00	0.00	50,706.53	1,308,699.06	-377,121.06	-40.48%
Grand Revenue Totals	586,829,470.79	0.00	36,903,562.55	166,712,905.99	420,116,564.80	71.59%

Number of Accounts: 1072

***** End of report *****

Description	2017-18 Revised Budget	Encumbered Amount	November 2017-18 Monthly Activity	2017-18 FYTD Activity	Unencumbered Balance	Percent Remaining
10	MAINTENANCE & OPERATIONS					
1000	INSTRUCTION					
SALARIES	172,181,254.45	0.00	12,430,207.99	37,433,543.89	134,747,710.56	78.26%
EMPLOYEE BENEFITS	71,128,965.82	0.00	5,161,573.80	16,932,461.69	54,196,504.13	76.19%
CONTRACT SERVICES	2,828,938.00	64,228.03	383,665.03	1,033,412.78	1,731,297.19	61.20%
REPAIRS	36,200.00	0.00	2,722.00	11,912.77	24,287.23	67.09%
MISCELLANEOUS	1,169,740.00	2,572.02	33,482.33	-85,911.95	1,253,079.93	107.12%
SUPPLIES	16,851,156.17	1,390,113.30	1,332,137.72	5,622,819.14	9,838,223.73	58.38%
EQUIPMENT	687,007.00	183,606.52	51,285.65	1,045,910.31	-542,509.83	-78.97%
OTHER OBJECTS	3,192,125.00	0.00	33,387.93	45,654.04	3,146,470.96	98.57%
INSTRUCTION	268,075,386.44	1,640,519.87	19,428,462.45	62,039,802.67	204,395,063.90	76.25%
1100	INSTRUCTION					
EMPLOYEE BENEFITS	0.00	0.00	0.00	88.85	-88.85	0.00%
INSTRUCTION	0.00	0.00	0.00	88.85	-88.85	0.00%
2100	SUPPORT SERVICES STUDENTS					
SALARIES	8,894,089.00	0.00	823,035.69	2,822,880.76	6,071,208.24	68.26%
EMPLOYEE BENEFITS	3,176,054.00	0.00	308,417.82	1,073,131.82	2,102,922.18	66.21%
CONTRACT SERVICES	14,430.00	9,750.00	6,157.15	16,462.15	-11,782.15	-81.65%
REPAIRS	1,000.00	0.00	0.00	0.00	1,000.00	100.00%
MISCELLANEOUS	32,644.00	134.75	1,424.31	8,220.02	24,289.23	74.41%
SUPPLIES	28,173.00	148.57	819.67	5,660.58	22,363.85	79.38%
EQUIPMENT	750.00	0.00	6,495.00	6,495.00	-5,745.00	-766.00%
OTHER OBJECTS	6,500.00	0.00	-41.00	3,910.50	2,589.50	39.84%
SUPPORT SERVICES STUDENTS	12,153,640.00	10,033.32	1,146,308.64	3,936,760.83	8,206,845.85	67.53%
2200	SUPPORT SERVICES INSTRCT STAFF					
SALARIES	8,509,960.19	0.00	774,544.48	3,353,459.30	5,156,500.89	60.59%
EMPLOYEE BENEFITS	3,400,060.00	0.00	273,384.81	1,215,898.00	2,184,162.00	64.24%
CONTRACT SERVICES	1,522,195.00	42,642.00	79,531.04	320,868.86	1,158,684.14	76.12%
REPAIRS	7,130.00	0.00	0.00	0.00	7,130.00	100.00%
MISCELLANEOUS	333,361.00	2,985.17	22,128.36	152,951.34	177,424.49	53.22%
SUPPLIES	1,101,326.02	273,891.97	78,766.54	276,501.66	550,932.39	50.02%
EQUIPMENT	693,877.00	0.00	988.20	3,629.70	690,247.30	99.48%
OTHER OBJECTS	73,720.00	0.00	407.52	4,524.74	69,195.26	93.86%
SUPPORT SERVICES INSTRCT STAFF	15,641,629.21	319,519.14	1,229,750.95	5,327,833.60	9,994,276.47	63.90%
2300	SUPPORT SERVICES DIST GEN ADMN					
SALARIES	1,244,646.00	0.00	126,146.34	639,850.70	604,795.30	48.59%
EMPLOYEE BENEFITS	575,819.00	0.00	52,632.96	273,842.68	301,976.32	52.44%
CONTRACT SERVICES	395,710.00	0.00	39,209.98	118,566.68	277,143.32	70.04%

Description	2017-18 Revised Budget	Encumbered Amount	November 2017-18 Monthly Activity	2017-18 FYTD Activity	Unencumbered Balance	Percent Remaining
10	MAINTENANCE & OPERATIONS					
2300	SUPPORT SERVICES DIST GEN ADMN					
REPAIRS	750.00	0.00	0.00	0.00	750.00	100.00%
MISCELLANEOUS	112,380.00	0.00	16,894.71	34,117.51	78,262.49	69.64%
SUPPLIES	64,095.00	0.00	2,213.83	13,915.19	50,179.81	78.29%
OTHER OBJECTS	45,500.00	0.00	4,105.20	48,982.20	-3,482.20	-7.65%
SUPPORT SERVICES DIST GEN ADMN	2,438,900.00	0.00	241,203.02	1,129,274.96	1,309,625.04	53.70%
2400	SUPPORT SERVICES SCHOOL ADMIN					
SALARIES	16,219,512.00	0.00	1,404,211.40	6,669,877.38	9,549,634.62	58.88%
EMPLOYEE BENEFITS	6,819,956.00	0.00	552,357.64	2,641,631.25	4,178,324.75	61.27%
CONTRACT SERVICES	0.00	95.00	2,211.60	5,160.60	-5,255.60	0.00%
MISCELLANEOUS	637,065.98	0.00	31,301.59	108,456.36	528,609.62	82.98%
SUPPLIES	4,845.00	2,138.36	632.53	11,304.05	-8,597.41	-177.45%
OTHER OBJECTS	0.00	0.00	65.00	170.78	-170.78	0.00%
SUPPORT SERVICES SCHOOL ADMIN	23,681,378.98	2,233.36	1,990,779.76	9,436,600.42	14,242,545.20	60.14%
2500	SUPPORT SERVICES BUSINESS					
SALARIES	1,608,195.00	0.00	110,741.84	601,992.55	1,006,202.45	62.57%
EMPLOYEE BENEFITS	752,219.00	0.00	51,187.54	276,191.95	476,027.05	63.28%
CONTRACT SERVICES	5,605.00	0.00	166.45	1,907.15	3,697.85	65.97%
REPAIRS	300.00	0.00	0.00	0.00	300.00	100.00%
MISCELLANEOUS	1,083,230.00	8.95	21,265.16	1,002,833.46	80,387.59	7.42%
SUPPLIES	23,650.00	482.56	1,001.44	1,266.50	21,900.94	92.60%
EQUIPMENT	3,490.00	0.00	0.00	0.00	3,490.00	100.00%
OTHER OBJECTS	6,750.00	0.00	0.00	2,539.00	4,211.00	62.39%
SUPPORT SERVICES BUSINESS	3,483,439.00	491.51	184,362.43	1,886,730.61	1,596,216.88	45.82%
2600	OPERATION/MAINT OF PLANT					
SALARIES	13,832,436.00	0.00	1,200,076.84	5,866,590.48	7,965,845.52	57.59%
EMPLOYEE BENEFITS	5,930,812.00	0.00	490,355.68	2,474,635.00	3,456,177.00	58.27%
CONTRACT SERVICES	189,372.00	0.00	10,284.00	64,808.93	124,563.07	65.78%
REPAIRS	965,254.00	20,618.04	53,251.97	225,172.00	719,463.96	74.54%
MISCELLANEOUS	175,750.00	99.98	13,941.72	42,517.04	133,132.98	75.75%
SUPPLIES	16,085,318.00	93,990.38	1,021,010.44	4,985,194.29	11,006,133.33	68.42%
EQUIPMENT	6,500.00	0.00	6,035.00	6,035.00	465.00	7.15%
OTHER OBJECTS	23,100.00	0.00	13,095.91	13,145.91	9,954.09	43.09%
OPERATION/MAINT OF PLANT	37,208,542.00	114,708.40	2,808,051.56	13,678,098.65	23,415,734.95	62.93%

Description	2017-18 Revised Budget	Encumbered Amount	November 2017-18 Monthly Activity	2017-18 FYTD Activity	Unencumbered Balance	Percent Remaining
10	MAINTENANCE & OPERATIONS					
2700	STUDENT TRANSPORTATION SERVICE					
SALARIES	6,709,308.00	0.00	612,458.38	2,312,357.83	4,396,950.17	65.54%
EMPLOYEE BENEFITS	3,105,316.00	0.00	252,782.43	984,077.39	2,121,238.61	68.31%
CONTRACT SERVICES	107,700.00	277.69	3,063.25	142,967.64	-35,545.33	-33.00%
REPAIRS	22,000.00	0.00	1,548.36	7,751.75	14,248.25	64.76%
MISCELLANEOUS	102,490.00	2,664.06	2,876.50	58,261.51	41,564.43	40.55%
SUPPLIES	2,970,610.00	15,396.57	170,921.84	569,328.64	2,385,884.79	80.32%
EQUIPMENT	10,000.00	4,889.06	735.00	20,223.26	-15,112.32	-151.12%
OTHER OBJECTS	7,000.00	0.00	480.00	1,565.00	5,435.00	77.64%
STUDENT TRANSPORTATION SERVICE	13,034,424.00	23,227.38	1,044,865.76	4,096,533.02	8,914,663.60	68.39%
2800	SUPPORT SERVICES CENTRAL					
SALARIES	4,322,634.00	0.00	392,553.98	1,945,102.60	2,377,531.40	55.00%
EMPLOYEE BENEFITS	1,820,569.00	0.00	163,712.26	802,786.63	1,017,782.37	55.90%
CONTRACT SERVICES	1,085,358.00	23,081.00	67,129.45	164,160.53	898,116.47	82.75%
REPAIRS	206,180.00	0.00	0.00	3,268.92	202,911.08	98.41%
MISCELLANEOUS	494,573.00	10,651.06	8,314.26	128,294.56	355,627.38	71.91%
SUPPLIES	250,281.00	2,546.56	772.72	45,294.20	202,440.24	80.89%
EQUIPMENT	4,525.00	0.00	0.00	0.00	4,525.00	100.00%
OTHER OBJECTS	19,480.00	0.00	160.00	12,302.00	7,178.00	36.85%
SUPPORT SERVICES CENTRAL	8,203,600.00	36,278.62	632,642.67	3,101,209.44	5,066,111.94	61.75%
3100	FOOD SERVICES					
SALARIES	3,900.00	0.00	0.00	0.00	3,900.00	100.00%
EMPLOYEE BENEFITS	1,254.00	0.00	0.00	0.00	1,254.00	100.00%
FOOD SERVICES	5,154.00	0.00	0.00	0.00	5,154.00	100.00%
3300	COMMUNITY SERVICES					
SALARIES	288,710.00	0.00	0.00	0.00	288,710.00	100.00%
EMPLOYEE BENEFITS	79,359.00	0.00	0.00	0.00	79,359.00	100.00%
COMMUNITY SERVICES	368,069.00	0.00	0.00	0.00	368,069.00	100.00%
MAINTENANCE & OPERATIONS	384,294,162.63	2,147,011.60	28,706,427.24	104,632,933.05	277,514,217.98	72.21%
=====	=====	=====	=====	=====	=====	=====
21	STUDENT ACTIVITIES FUND					
1000	INSTRUCTION					
SALARIES	0.00	0.00	0.00	28,609.08	-28,609.08	0.00%
CONTRACT SERVICES	2,300,000.00	2,894.00	7,906.81	33,559.36	2,263,546.64	98.42%
REPAIRS	0.00	0.00	0.00	68.37	-68.37	0.00%

Description	2017-18 Revised Budget	Encumbered Amount	November 2017-18 Monthly Activity	2017-18 FYTD Activity	Unencumbered Balance	Percent Remaining
21	STUDENT ACTIVITIES FUND					
1000	INSTRUCTION					
MISCELLANEOUS	0.00	0.00	20,592.80	58,824.00	-58,824.00	0.00%
SUPPLIES	4,700,000.00	3,933.40	105,786.88	270,003.06	4,426,063.54	94.17%
EQUIPMENT	300,000.00	0.00	0.00	215.95	299,784.05	99.93%
OTHER OBJECTS	700,000.00	0.00	9,472.32	26,229.88	673,770.12	96.25%
INSTRUCTION	8,000,000.00	6,827.40	143,758.81	417,509.70	7,575,662.90	94.70%
1800						
SUPPLIES	0.00	0.00	0.00	-11.74	11.74	0.00%
	0.00	0.00	0.00	-11.74	11.74	0.00%
2200	SUPPORT SERVICES INSTRCT STAFF					
CONTRACT SERVICES	0.00	0.00	750.00	1,491.49	-1,491.49	0.00%
SUPPLIES	0.00	0.00	0.00	0.00	0.00	0.00%
SUPPORT SERVICES INSTRCT STAFF	0.00	0.00	750.00	1,491.49	-1,491.49	0.00%
2400	SUPPORT SERVICES SCHOOL ADMIN					
OTHER OBJECTS	0.00	0.00	0.00	375.00	-375.00	0.00%
SUPPORT SERVICES SCHOOL ADMIN	0.00	0.00	0.00	375.00	-375.00	0.00%
STUDENT ACTIVITIES FUND	8,000,000.00	6,827.40	144,508.81	419,364.45	7,573,808.15	94.67%
=====						
23	NON K-12					
1000	INSTRUCTION					
CONTRACT SERVICES	0.00	0.00	50.18	173.90	-173.90	0.00%
SUPPLIES	0.00	0.00	0.00	47.29	-47.29	0.00%
INSTRUCTION	0.00	0.00	50.18	221.19	-221.19	0.00%
2400	SUPPORT SERVICES SCHOOL ADMIN					
SALARIES	0.00	0.00	850.58	3,072.87	-3,072.87	0.00%
EMPLOYEE BENEFITS	0.00	0.00	71.87	259.65	-259.65	0.00%
SUPPORT SERVICES SCHOOL ADMIN	0.00	0.00	922.45	3,332.52	-3,332.52	0.00%

Description	2017-18 Revised Budget	Encumbered Amount	November 2017-18 Monthly Activity	2017-18 FYTD Activity	Unencumbered Balance	Percent Remaining
23 3300	NON K-12 COMMUNITY SERVICES					
SALARIES	7,128,691.00	0.00	618,266.86	2,069,265.75	5,059,425.25	70.97%
EMPLOYEE BENEFITS	2,402,648.00	0.00	197,089.45	694,005.02	1,708,642.98	71.11%
CONTRACT SERVICES	39,340.00	0.00	2,011.50	18,943.80	20,396.20	51.85%
REPAIRS	60,300.00	0.00	89.55	358.20	59,941.80	99.41%
MISCELLANEOUS	148,361.00	247.71	9,962.35	41,273.61	106,839.68	72.01%
SUPPLIES	641,804.00	1,501.43	29,755.55	115,765.64	524,536.93	81.73%
EQUIPMENT	20,000.00	0.00	0.00	1,991.24	18,008.76	90.04%
OTHER OBJECTS	226,086.00	0.00	0.00	-14,523.56	240,609.56	106.42%
COMMUNITY SERVICES	10,667,230.00	1,749.14	857,175.26	2,927,079.70	7,738,401.16	72.54%
NON K-12	10,667,230.00	1,749.14	858,147.89	2,930,633.41	7,734,847.45	72.51%
=====						
26 3300	Tax Increment COMMUNITY SERVICES					
OTHER OBJECTS	13,500,000.00	0.00	0.00	0.00	13,500,000.00	100.00%
COMMUNITY SERVICES	13,500,000.00	0.00	0.00	0.00	13,500,000.00	100.00%
Tax Increment	13,500,000.00	0.00	0.00	0.00	13,500,000.00	100.00%
=====						
31 5100	DEBT SERVICE DEBT SERVICES					
OTHER OBJECTS	15,851,435.00	0.00	1,862,087.12	1,862,087.12	13,989,347.88	88.25%
DEBT SERVICES	15,851,435.00	0.00	1,862,087.12	1,862,087.12	13,989,347.88	88.25%
DEBT SERVICE	15,851,435.00	0.00	1,862,087.12	1,862,087.12	13,989,347.88	88.25%
=====						
32 1000	CAPITAL OUTLAY INSTRUCTION					
CONTRACT SERVICES	0.00	0.00	0.00	999.00	-999.00	0.00%
MISCELLANEOUS	0.00	0.00	0.00	-400,000.00	400,000.00	0.00%
SUPPLIES	849,173.74	211,998.19	50,244.26	475,627.32	161,548.23	19.02%
INSTRUCTION	849,173.74	211,998.19	50,244.26	76,626.32	560,549.23	66.01%

Description	2017-18 Revised Budget	Encumbered Amount	November 2017-18 Monthly Activity	2017-18 FYTD Activity	Unencumbered Balance	Percent Remaining
32 CAPITAL OUTLAY						
2200 SUPPORT SERVICES INSTRCT STAFF						
SUPPLIES	129,987.20	197.83	2,647.71	103,464.10	26,325.27	20.25%
SUPPORT SERVICES INSTRCT STAFF	129,987.20	197.83	2,647.71	103,464.10	26,325.27	20.25%
2300 SUPPORT SERVICES DIST GEN ADMN						
MISCELLANEOUS	520,000.00	0.00	0.00	0.00	520,000.00	100.00%
SUPPORT SERVICES DIST GEN ADMN	520,000.00	0.00	0.00	0.00	520,000.00	100.00%
2400 SUPPORT SERVICES SCHOOL ADMIN						
MISCELLANEOUS	0.00	0.00	0.00	323.12	-323.12	0.00%
SUPPORT SERVICES SCHOOL ADMIN	0.00	0.00	0.00	323.12	-323.12	0.00%
2600 OPERATION/MAINT OF PLANT						
SALARIES	45,000.00	0.00	290.96	290.96	44,709.04	99.35%
EMPLOYEE BENEFITS	0.00	0.00	90.59	90.59	-90.59	0.00%
CONTRACT SERVICES	5,000.00	0.00	0.00	330.00	4,670.00	93.40%
REPAIRS	10,000.00	0.00	186.33	1,832.42	8,167.58	81.68%
MISCELLANEOUS	16,400.00	0.00	365.58	4,209.40	12,190.60	74.33%
SUPPLIES	13,200.00	0.00	217.64	547.10	12,652.90	95.86%
OTHER OBJECTS	68,000.00	0.00	0.00	377.00	67,623.00	99.45%
OPERATION/MAINT OF PLANT	157,600.00	0.00	1,151.10	7,677.47	149,922.53	95.13%
4000 FACILITIES AQUISITION & CONSTR						
SALARIES	487,681.00	0.00	35,707.60	175,780.44	311,900.56	63.96%
EMPLOYEE BENEFITS	202,736.00	0.00	15,523.46	76,734.03	126,001.97	62.15%
FACILITIES AQUISITION & CONSTR	690,417.00	0.00	51,231.06	252,514.47	437,902.53	63.43%
4100 SITE ACQUISITION SERVICES						
CONTRACT SERVICES	37,000.00	1,900.00	4,300.00	9,100.00	26,000.00	70.27%
EQUIPMENT	6,735,652.44	0.00	11,407.38	11,332.11	6,724,320.33	99.83%
SITE ACQUISITION SERVICES	6,772,652.44	1,900.00	15,707.38	20,432.11	6,750,320.33	99.67%

Description	2017-18 Revised Budget	Encumbered Amount	November 2017-18 Monthly Activity	2017-18 FYTD Activity	Unencumbered Balance	Percent Remaining
32 CAPITAL OUTLAY						
4200 SITE IMPROVEMENT SERVICES						
EQUIPMENT	12,649,929.05	1,414,753.61	1,747,308.82	10,193,742.54	1,041,432.90	8.23%
SITE IMPROVEMENT SERVICES	12,649,929.05	1,414,753.61	1,747,308.82	10,193,742.54	1,041,432.90	8.23%
4300 ARCHITECTURAL & ENGINEERING						
EQUIPMENT	82,718,266.04	122,815,391.40	7,184,688.53	18,206,592.63	-58,303,717.99	-70.48%
ARCHITECTURAL & ENGINEERING	82,718,266.04	122,815,391.40	7,184,688.53	18,206,592.63	-58,303,717.99	-70.48%
4400 BUILDING REPAIRS & REMODELING						
EQUIPMENT	6,736,563.87	636,581.05	100,334.19	1,074,441.01	5,025,541.81	74.60%
BUILDING REPAIRS & REMODELING	6,736,563.87	636,581.05	100,334.19	1,074,441.01	5,025,541.81	74.60%
4500 BUILDING ACQUISITION/CONSTRUCT						
SUPPLIES	0.00	3,279.71	11,982.33	144,674.36	-147,954.07	0.00%
EQUIPMENT	4,363,310.97	197,511.46	155,129.35	444,288.76	3,721,510.75	85.29%
BUILDING ACQUISITION/CONSTRUCT	4,363,310.97	200,791.17	167,111.68	588,963.12	3,573,556.68	81.90%
4600 BUILDING IMPROVEMENT SERVICES						
SUPPLIES	0.00	10,606.94	5,020.75	20,557.18	-31,164.12	0.00%
EQUIPMENT	1,168,500.00	151,582.36	34,482.90	274,507.64	742,410.00	63.54%
BUILDING IMPROVEMENT SERVICES	1,168,500.00	162,189.30	39,503.65	295,064.82	711,245.88	60.87%
4700 DATA PROCESSING						
SUPPLIES	0.00	30,644.10	17,419.59	97,581.99	-128,226.09	0.00%
EQUIPMENT	3,041,538.65	129,010.98	-5,334.15	1,556,313.24	1,356,214.43	44.59%
DATA PROCESSING	3,041,538.65	159,655.08	12,085.44	1,653,895.23	1,227,988.34	40.37%
4800 VEHICLES						
EQUIPMENT	2,495,500.00	3,298,123.32	24,456.03	2,162,981.47	-2,965,604.79	-118.84%
VEHICLES	2,495,500.00	3,298,123.32	24,456.03	2,162,981.47	-2,965,604.79	-118.84%

Description	2017-18 Revised Budget	Encumbered Amount	November 2017-18 Monthly Activity	2017-18 FYTD Activity	Unencumbered Balance	Percent Remaining
32 4900	CAPITAL OUTLAY OTHER FACILITIES					
REPAIRS	76,000.00	16,407.20	6,018.98	30,094.90	29,497.90	38.81%
OTHER FACILITIES	76,000.00	16,407.20	6,018.98	30,094.90	29,497.90	38.81%
5100	DEBT SERVICES					
OTHER OBJECTS	540,000.00	0.00	270,000.00	270,000.00	270,000.00	50.00%
DEBT SERVICES	540,000.00	0.00	270,000.00	270,000.00	270,000.00	50.00%
CAPITAL OUTLAY	122,909,438.96	128,917,988.15	9,672,488.83	34,936,813.31	-40,945,362.50	-33.31%
=====						
51 1000	SCHOOL FOODS INSTRUCTION					
CONTRACT SERVICES	0.00	0.00	19.25	82.50	-82.50	0.00%
INSTRUCTION	0.00	0.00	19.25	82.50	-82.50	0.00%
3100	FOOD SERVICES					
SALARIES	6,783,606.00	0.00	650,349.31	2,100,284.98	4,683,321.02	69.04%
EMPLOYEE BENEFITS	2,373,578.00	0.00	208,563.10	703,310.31	1,670,267.69	70.37%
CONTRACT SERVICES	343,280.00	0.00	20,394.15	77,352.74	265,927.26	77.47%
MISCELLANEOUS	69,000.00	19.07	1,179.59	38,059.43	30,921.50	44.81%
SUPPLIES	10,488,521.00	74,957.77	1,311,587.94	3,578,792.44	6,834,770.79	65.16%
EQUIPMENT	1,175,000.00	76,134.09	44,448.70	121,741.26	977,124.65	83.16%
OTHER OBJECTS	1,800,882.00	0.00	0.00	49.00	1,800,833.00	100.00%
FOOD SERVICES	23,033,867.00	151,110.93	2,236,522.79	6,619,590.16	16,263,165.91	70.61%
SCHOOL FOODS	23,033,867.00	151,110.93	2,236,542.04	6,619,672.66	16,263,083.41	70.61%
=====						
60 2800	HEALTH & ACCIDENT SELF INSURED SUPPORT SERVICES CENTRAL					
EMPLOYEE BENEFITS	36,194,650.00	0.00	2,067,324.92	14,585,504.22	21,609,145.78	59.70%
CONTRACT SERVICES	1,615,600.00	0.00	19,603.42	656,330.63	959,269.37	59.38%
REPAIRS	100.00	0.00	0.00	0.00	100.00	100.00%
MISCELLANEOUS	2,900.00	0.00	31.09	582.92	2,317.08	79.90%
SUPPLIES	3,300.00	0.00	0.00	1,102.69	2,197.31	66.59%
SUPPORT SERVICES CENTRAL	37,816,550.00	0.00	2,086,959.43	15,243,520.46	22,573,029.54	59.69%

Description	2017-18 Revised Budget	Encumbered Amount	November 2017-18 Monthly Activity	2017-18 FYTD Activity	Unencumbered Balance	Percent Remaining
60 HEALTH & ACCIDENT SELF INSURED						
0000						
HEALTH & ACCIDENT SELF INSURED	37,816,550.00	0.00	2,086,959.43	15,243,520.46	22,573,029.54	59.69%
75 FOUNDATION						
1000 INSTRUCTION						
CONTRACT SERVICES	0.00	0.00	2.75	8.25	-8.25	0.00%
INSTRUCTION	0.00	0.00	2.75	8.25	-8.25	0.00%
1400 INSTRUCTION						
SUPPLIES	171,000.00	0.00	0.00	0.00	171,000.00	100.00%
INSTRUCTION	171,000.00	0.00	0.00	0.00	171,000.00	100.00%
2200 SUPPORT SERVICES INSTRCT STAFF						
MISCELLANEOUS	16,000.00	0.00	-485.00	0.00	16,000.00	100.00%
SUPPORT SERVICES INSTRCT STAFF	16,000.00	0.00	-485.00	0.00	16,000.00	100.00%
2300 SUPPORT SERVICES DIST GEN ADMN						
SUPPLIES	0.00	0.00	91.05	91.05	-91.05	0.00%
SUPPORT SERVICES DIST GEN ADMN	0.00	0.00	91.05	91.05	-91.05	0.00%
3300 COMMUNITY SERVICES						
SALARIES	124,998.00	0.00	12,833.72	64,369.01	60,628.99	48.50%
EMPLOYEE BENEFITS	42,530.00	0.00	4,433.95	20,895.71	21,634.29	50.87%
CONTRACT SERVICES	1,500.00	0.00	0.00	568.74	931.26	62.08%
MISCELLANEOUS	5,680.00	0.00	11.96	345.69	5,334.31	93.91%
SUPPLIES	174,370.00	0.00	195.11	1,446.00	172,924.00	99.17%
OTHER OBJECTS	2,500.00	0.00	10.00	550.91	1,949.09	77.96%
COMMUNITY SERVICES	351,578.00	0.00	17,484.74	88,176.06	263,401.94	74.92%
6500 OTHER FOUNDATION PROGRAMS						
EQUIPMENT	94,000.00	0.00	0.00	0.00	94,000.00	100.00%
OTHER FOUNDATION PROGRAMS	94,000.00	0.00	0.00	0.00	94,000.00	100.00%

Description	2017-18 Revised Budget	Encumbered Amount	November 2017-18 Monthly Activity	2017-18 FYTD Activity	Unencumbered Balance	Percent Remaining
75 FOUNDATION						
6800 FOUNDATION						
MISCELLANEOUS	0.00	0.00	0.00	-9,275.67	9,275.67	0.00%
FOUNDATION	0.00	0.00	0.00	-9,275.67	9,275.67	0.00%
8000 5K FUN RUN						
CONTRACT SERVICES	20,000.00	0.00	480.00	3,600.00	16,400.00	82.00%
MISCELLANEOUS	1,000.00	0.00	0.00	0.00	1,000.00	100.00%
SUPPLIES	0.00	0.00	-197.67	11,187.56	-11,187.56	0.00%
OTHER OBJECTS	10,500.00	0.00	0.00	1,505.00	8,995.00	85.67%
5K FUN RUN	31,500.00	0.00	282.33	16,292.56	15,207.44	48.28%
8100 OTHER FOUNDATION PROGRAMS						
MISCELLANEOUS	1,000.00	0.00	0.00	0.00	1,000.00	100.00%
SUPPLIES	0.00	0.00	40.00	7,940.00	-7,940.00	0.00%
OTHER FOUNDATION PROGRAMS	1,000.00	0.00	40.00	7,940.00	-6,940.00	-694.00%
8200 AEROSPACE PROGRAM						
CONTRACT SERVICES	20,000.00	0.00	0.00	3,149.50	16,850.50	84.25%
REPAIRS	4,500.00	0.00	0.00	0.00	4,500.00	100.00%
MISCELLANEOUS	30,000.00	0.00	0.00	0.00	30,000.00	100.00%
SUPPLIES	25,000.00	10,320.00	20,490.92	73,062.58	-58,382.58	-233.53%
OTHER OBJECTS	0.00	0.00	0.00	2,439.11	-2,439.11	0.00%
AEROSPACE PROGRAM	79,500.00	10,320.00	20,490.92	78,651.19	-9,471.19	-11.91%
8300 OTHER FOUNDATION PROGRAMS						
SUPPLIES	0.00	65.00	1,709.26	8,293.31	-8,358.31	0.00%
OTHER OBJECTS	0.00	0.00	555.00	555.00	-555.00	0.00%
OTHER FOUNDATION PROGRAMS	0.00	65.00	2,264.26	8,848.31	-8,913.31	0.00%
8400 OTHER FOUNDATION PROGRAMS						
CONTRACT SERVICES	0.00	0.00	2,885.49	5,265.49	-5,265.49	0.00%
MISCELLANEOUS	0.00	0.00	3,744.16	6,826.77	-6,826.77	0.00%
SUPPLIES	0.00	0.00	7,744.92	26,648.14	-26,648.14	0.00%
OTHER OBJECTS	0.00	0.00	0.00	29.50	-29.50	0.00%
OTHER FOUNDATION PROGRAMS	0.00	0.00	14,374.57	38,769.90	-38,769.90	0.00%

Description	2017-18 Revised Budget	Encumbered Amount	November 2017-18 Monthly Activity	2017-18 FYTD Activity	Unencumbered Balance	Percent Remaining
75 FOUNDATION						
8500 MUSIC PROGRAM						
SUPPLIES	0.00	0.00	1,106.51	16,392.50	-16,392.50	0.00%
MUSIC PROGRAM	0.00	0.00	1,106.51	16,392.50	-16,392.50	0.00%
8600 OTHER FOUNDATION PROGRAMS						
CONTRACT SERVICES	45,000.00	0.00	0.00	0.00	45,000.00	100.00%
SUPPLIES	41,000.00	0.00	1,394.15	2,367.52	38,632.48	94.23%
EQUIPMENT	101,000.00	0.00	0.00	0.00	101,000.00	100.00%
OTHER FOUNDATION PROGRAMS	187,000.00	0.00	1,394.15	2,367.52	184,632.48	98.73%
8700 DOKAS CLASS						
SUPPLIES	0.00	0.00	211.93	635.61	-635.61	0.00%
EQUIPMENT	0.00	0.00	0.00	489.37	-489.37	0.00%
DOKAS CLASS	0.00	0.00	211.93	1,124.98	-1,124.98	0.00%
8800 LINDSAY'S CLASS						
MISCELLANEOUS	0.00	0.00	0.00	70.00	-70.00	0.00%
SUPPLIES	0.00	0.00	365.97	1,452.11	-1,452.11	0.00%
LINDSAY'S CLASS	0.00	0.00	365.97	1,522.11	-1,522.11	0.00%
8900 SANDER'S CLASS						
SUPPLIES	0.00	706.50	6,147.84	7,438.08	-8,144.58	0.00%
SANDER'S CLASS	0.00	706.50	6,147.84	7,438.08	-8,144.58	0.00%
9900						
MISCELLANEOUS	0.00	0.00	0.00	-1,611.05	1,611.05	0.00%
SUPPLIES	0.00	0.00	0.00	-4,958.42	4,958.42	0.00%
OTHER OBJECTS	0.00	0.00	0.00	-500.00	500.00	0.00%
	0.00	0.00	0.00	-7,069.47	7,069.47	0.00%
FOUNDATION	931,578.00	11,091.50	63,772.02	251,277.37	669,209.13	71.84%
Grand Expense Totals	617,004,261.59	131,235,778.72	45,630,933.38	166,896,301.83	318,872,181.04	51.68%

<u>Description</u>	<u>2017-18 Revised Budget</u>	<u>Encumbered Amount</u>	<u>November 2017-18 Monthly Activity</u>	<u>2017-18 FYTD Activity</u>	<u>Unencumbered Balance</u>	<u>Percent Remaining</u>
Number of Accounts: 20780						

***** End of report *****

Jordan School District

Board of Education

December 12, 2017

Boundary Discussion

**Bluffdale and Bastian Elementary Schools
Daybreak, Eastlake, Golden Fields, and Welby**

Michael Anderson, Administrator of Schools, Riverton Feeder System

Brad Sorensen, Administrator of Schools, Herriman Feeder System

Overview

Report of Activities

Background Information

Summary of Feedback

Board Direction

Report of Activities

Bluffdale Growth

- 1188 current enrollment
- 12 portables
- Enrollment grew by 220 students in one year
- More growth expected
- Two new schools opening in fall 2019 in Bluffdale and Herriman
- Relief needed for one year until new schools open

Boundary Change Process to Date

- JSD School Board originally asked administration to explore options for Bluffdale for one year.
 - Moving 6th grade to South Hills Middle
 - Boundary change for the Meadows neighborhood to Bastian Elementary
- Meetings have been held with:
 - Bluffdale SCC
 - South Hills SCC
 - Bastian Elementary SCC
 - Meadows Area Community

Boundary Change Process to Date (Cont.)

- Feedback presented to Board on November 14th
- Boundary change heavily favored in all community meetings
- Board requested hearing be scheduled to change Meadows area boundary to Bastian Elementary
- Notice of this hearing sent home with every student and e-mailed to every student home in Meadows area.

Boundary Change and Pocket Bus to Bastian Elementary

- 210 students in Meadows, 147 attend Bluffdale
- Meadows is closer to Bastian Elementary than to Bluffdale Elementary.
- Bastian currently has 547 students/900 capacity
- Bastian has traditional schedule, opened 2017
- No portables needed
- Busing would continue for the neighborhood
- Implemented 2018-19 school year
- 1-year solution until new schools open

Board Direction/Questions

Daybreak, Eastlake, Golden Fields and Welby

Background Information

Eastlake Elementary

- 1031 current enrollment/1075 current capacity
- 4 portables
- 1 Kiva converted to a classroom
- 2 Kivas remain in school
- Computer lab being used as a classroom
- Switched from year-round to traditional
- Future growth still anticipated within boundary
- Common areas impacted

Boundary Change Process to Date

- Meetings held with Board of Education to review concerns, proposed options, timeline, and process:
 - September 12, 2017
 - October 10, 2017
 - November 14, 2017
- Meetings have been held with:
 - Daybreak SCC
 - Eastlake SCC
 - Golden Fields SCC
 - Welby SCC
- Two open houses held:
 - December 5 at Eastlake Elementary
 - Total attendees: 27
 - December 7 at Daybreak Elementary
 - Total attendees: 3

Patron Notification

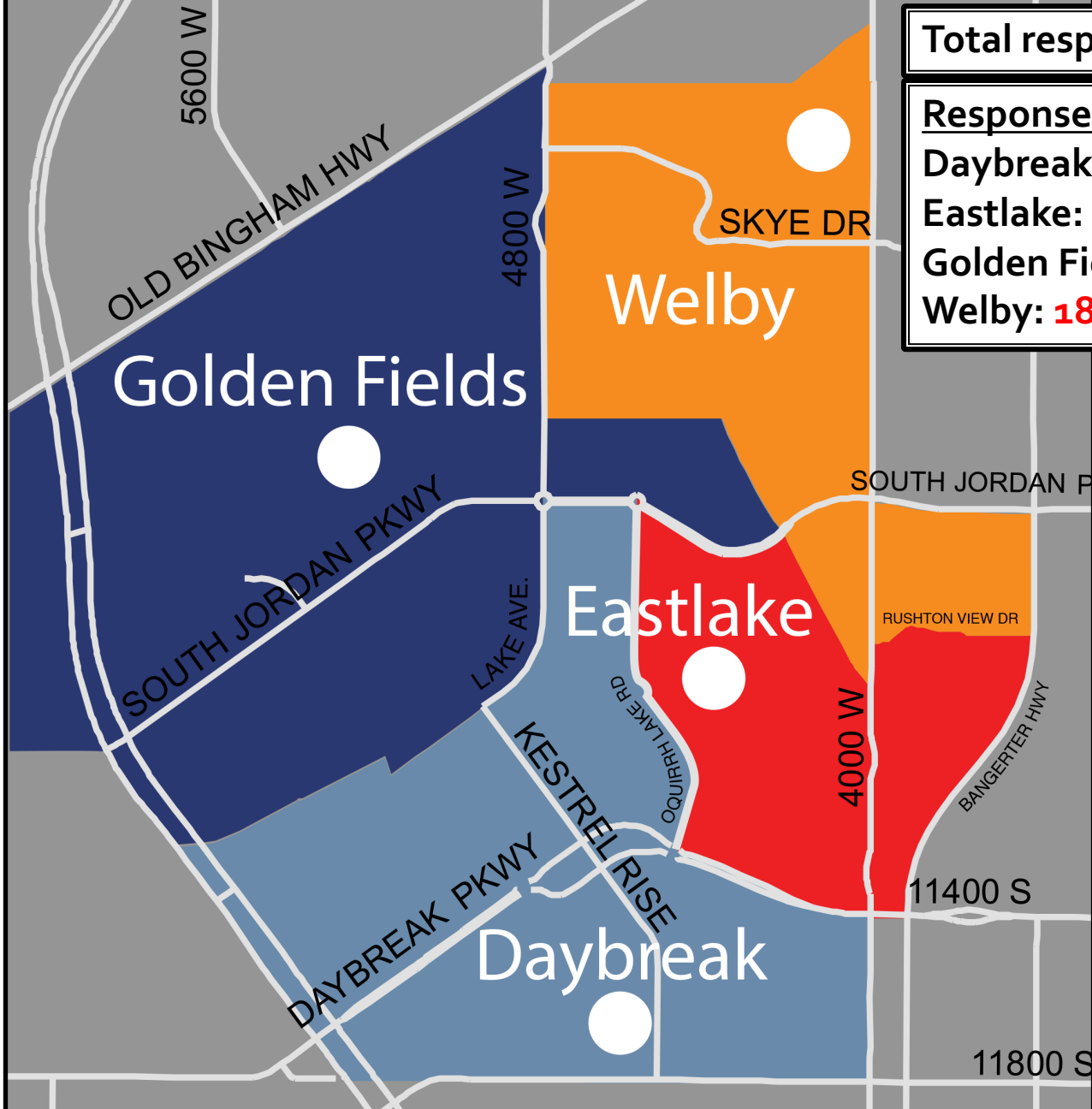
- Letters providing survey and open house information sent home with every student.
- Link to survey emailed to all parents through Skyward.
- Boundary information posted on main district web page.
- Survey reminder and notice of public meeting emailed to all parents through Skyward.

Survey Details

- Online survey and boundary information website activated on November 20, 2017.
- 672 survey responses to date.
- Responses analyzed and summarized for the Board of Education in this presentation.
- All written responses from patrons were provided to the Board, along with a copy of this presentation.
- Each survey completed received a personal email response.

Summary of Patron Feedback for: Daybreak, Eastlake, Golden Fields and Welby

No Change-Traditional, Year-Round,
and Boundary Change Options 1-4





Total responses: **672**

Responses by school
Daybreak: **60**
Eastlake: **367**
Golden Fields: **61**
Welby: **184**

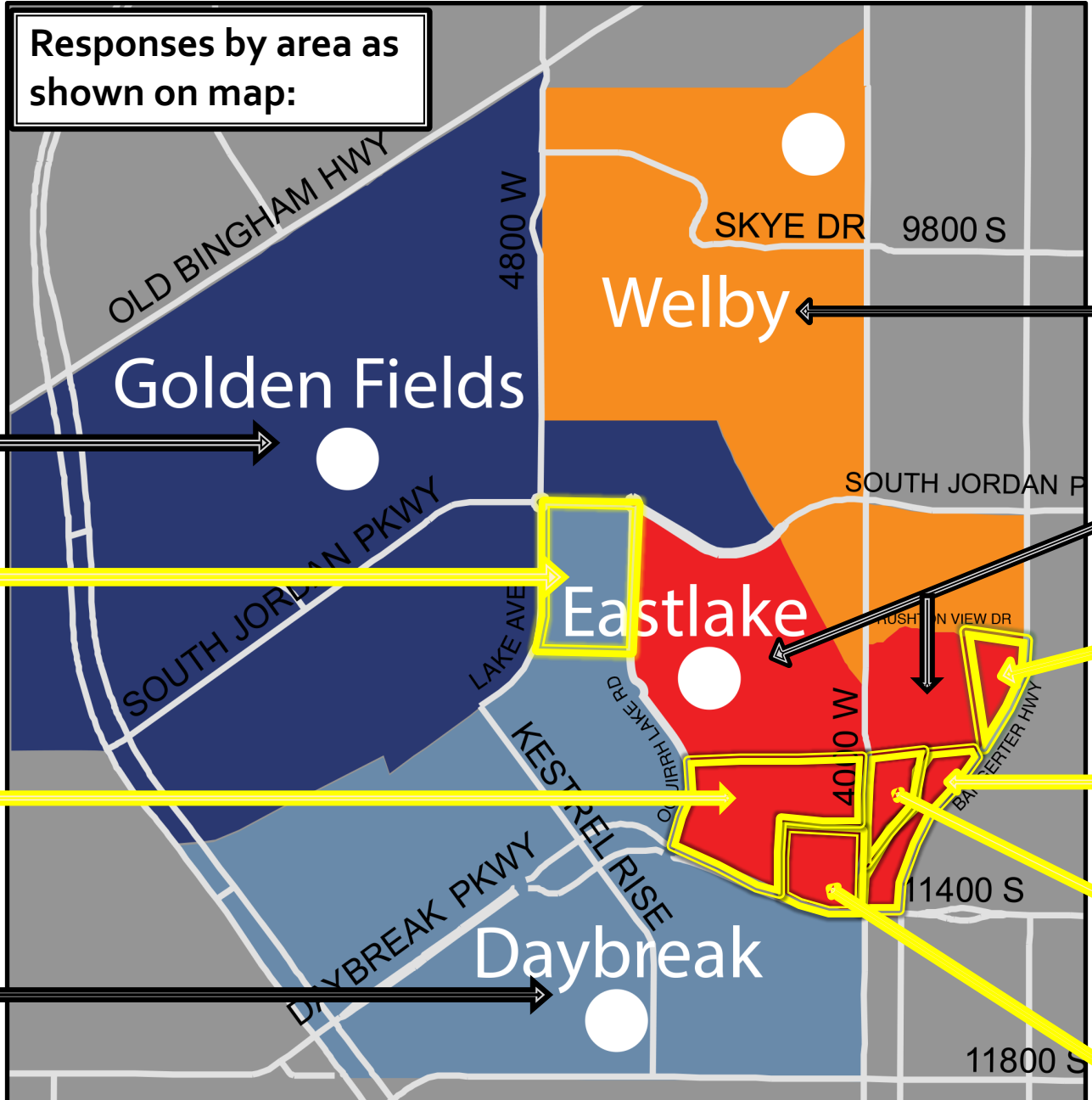
Current

Responses by area as shown on map:

Legend

-  No Move
-  Potential Move

None of the above: 46
(permits, officials, employees, etc.)



61

19

79

41

184

117

11

18

55

32

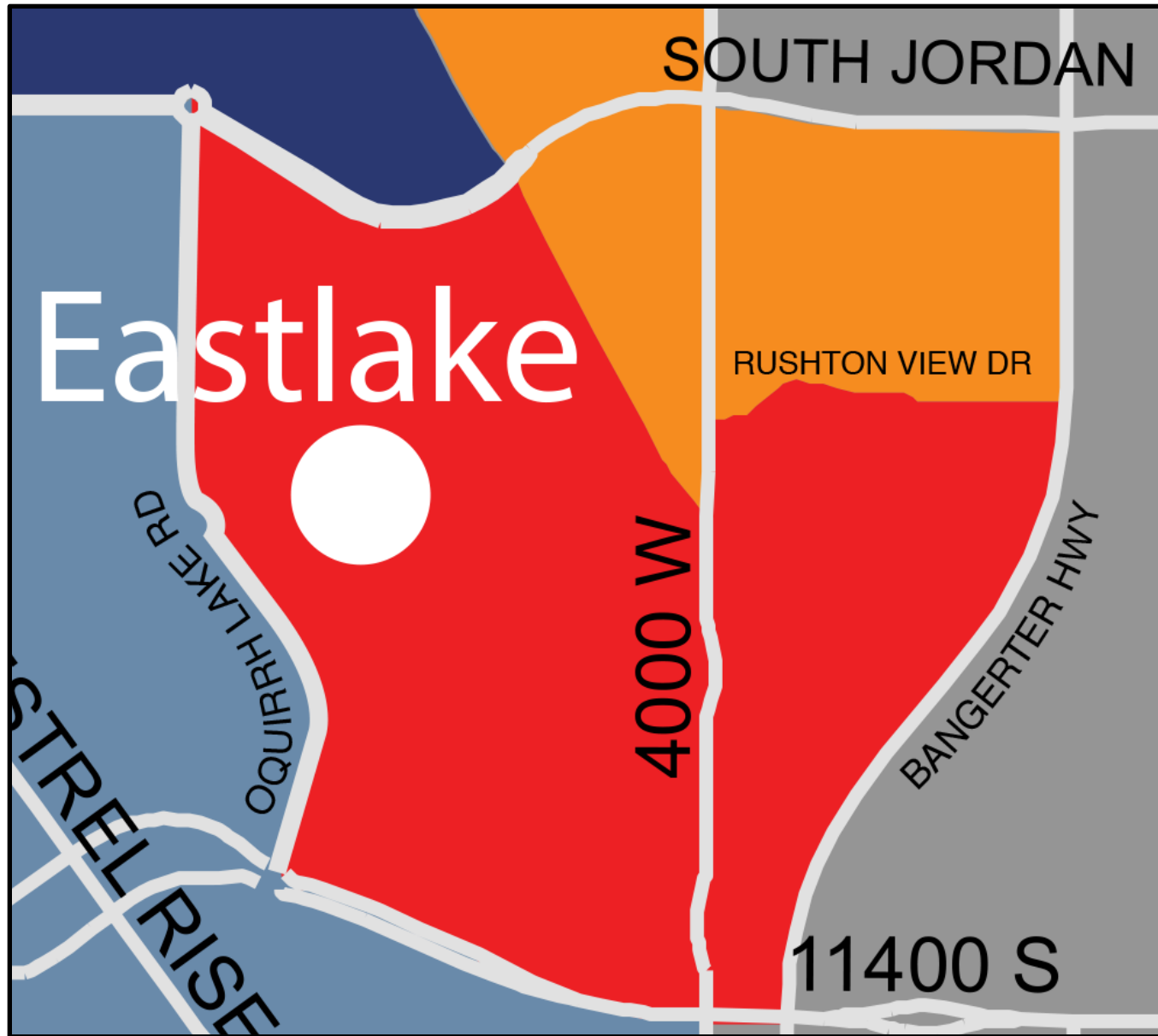
Current

No Change/Stay Traditional

Eastlake Patrons Only

Total responses: 367

61% Favor/ 39% Oppose/ 2.9 Rating



Total responses: 367

61% Favor/ 39% Oppose/ 2.9 Rating

Eastlake

SOUTH JORDAN

RUSHTON VIEW DR

36/64/2.2

82/18/3.5

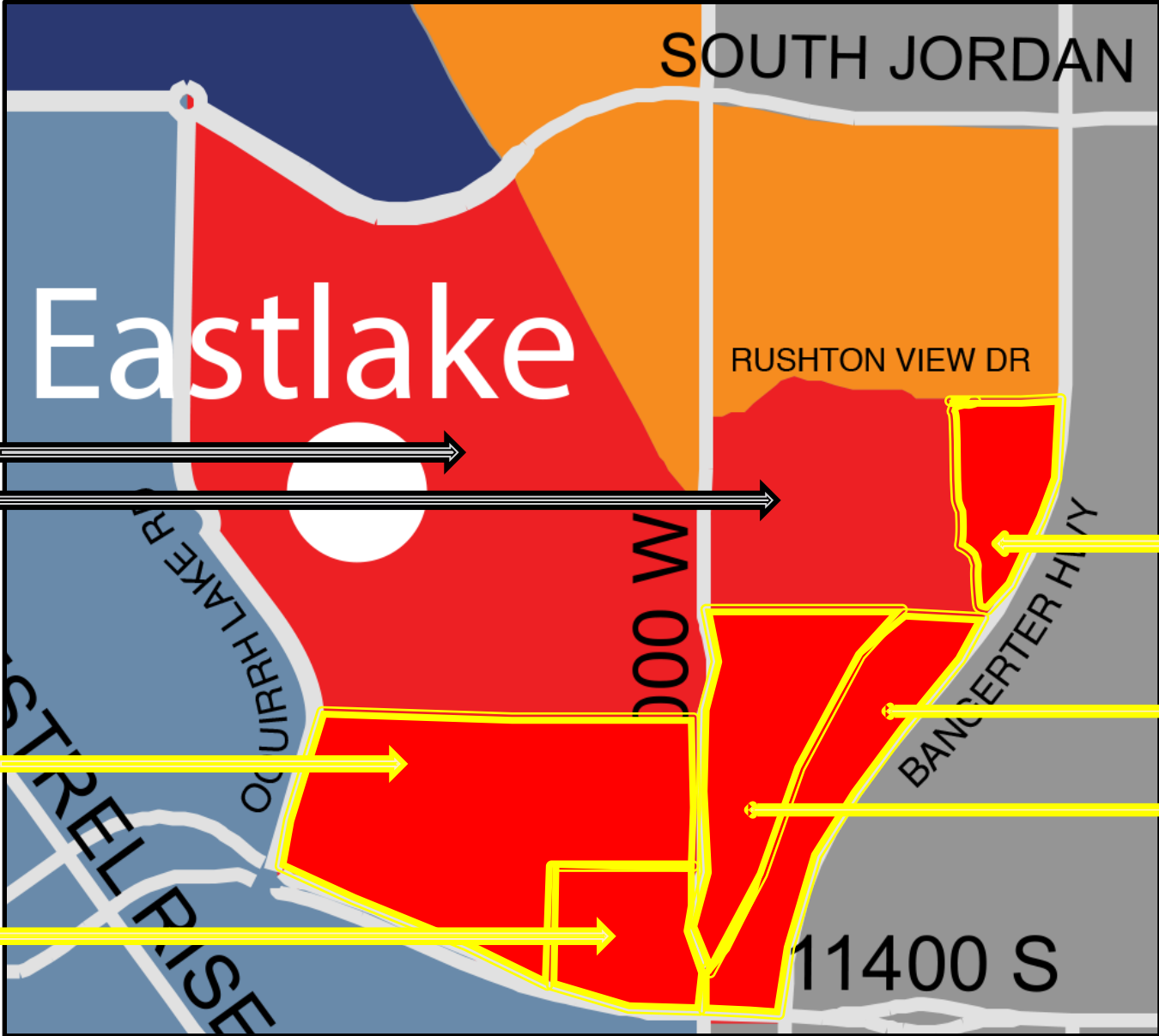
58/42/2.7

82/18/3.5

94/06/3.8

89/11/3.6

11400 S



Traditional/No Change Comments

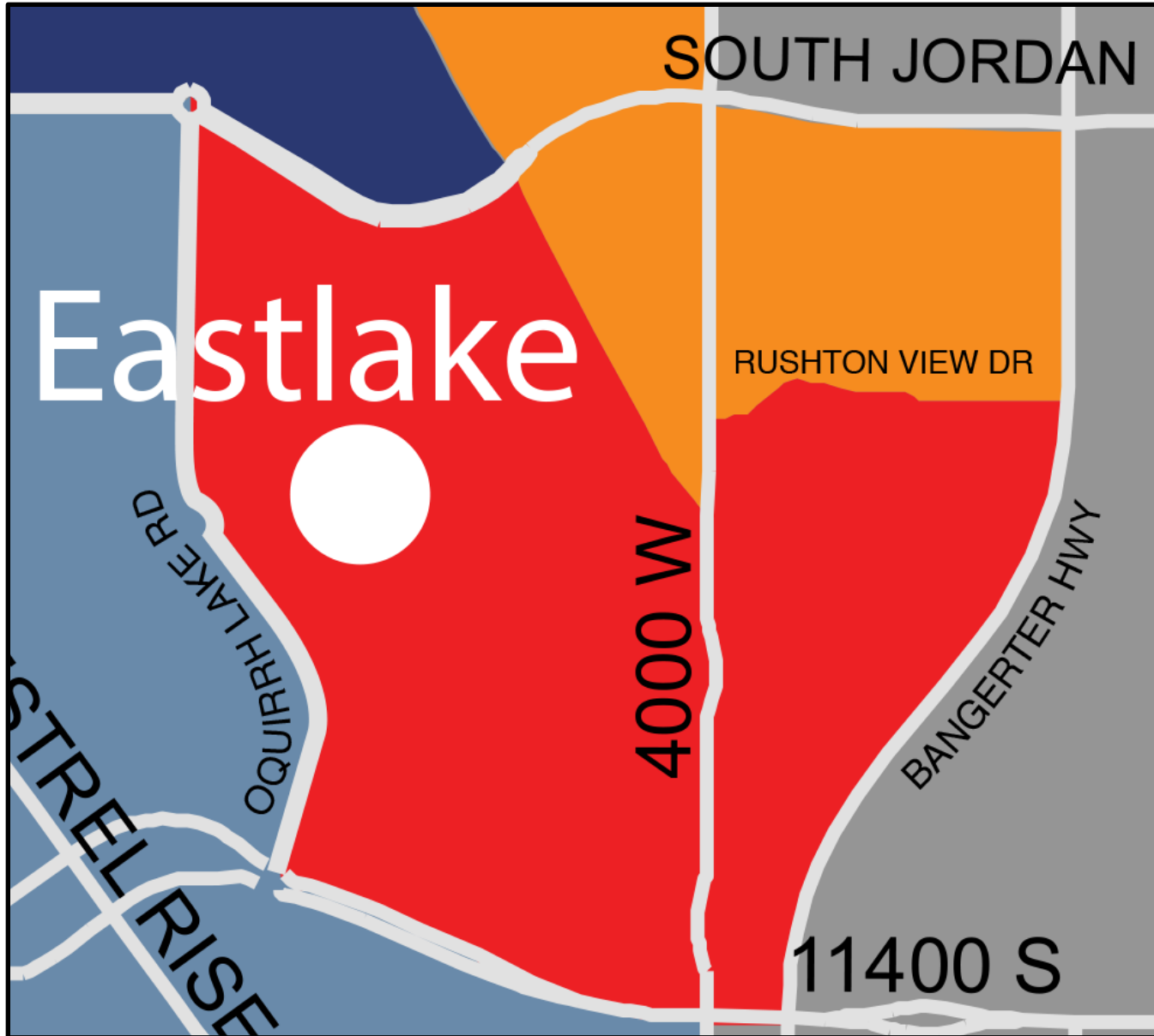
- *"I would like the calendar to not go back to year round. It's a lot easier for working parents that have to use child care and it's frustrating to have to bounce back and forth..."*
- *"For the sake of the kids needing some consistency and structure, we need to wait at least one year."*
- *"Teachers do not want to return to rotating classrooms, having inequitable class loads, and dealing with never having whole teams together for PLCs."*
- *"I would rather make boundary change adjustments than go back to year-round."*
- *"I would prefer to wait another year before adjusting boundaries to see how the new middle school being built in the area affects these boundaries, so we are not adjusting boundaries yet again this time next year."*

Move Back to Year-Round Calendar

Eastlake Patrons Only

Total responses: 367

38% Favor/ 62% Oppose/ 3.4 Rating



Total responses: 367

38% Favor/ 62% Oppose/ 3.4 Rating

Eastlake

SOUTH JORDAN

RUSHTON VIEW DR

33/67/2.0

45/55/2.1

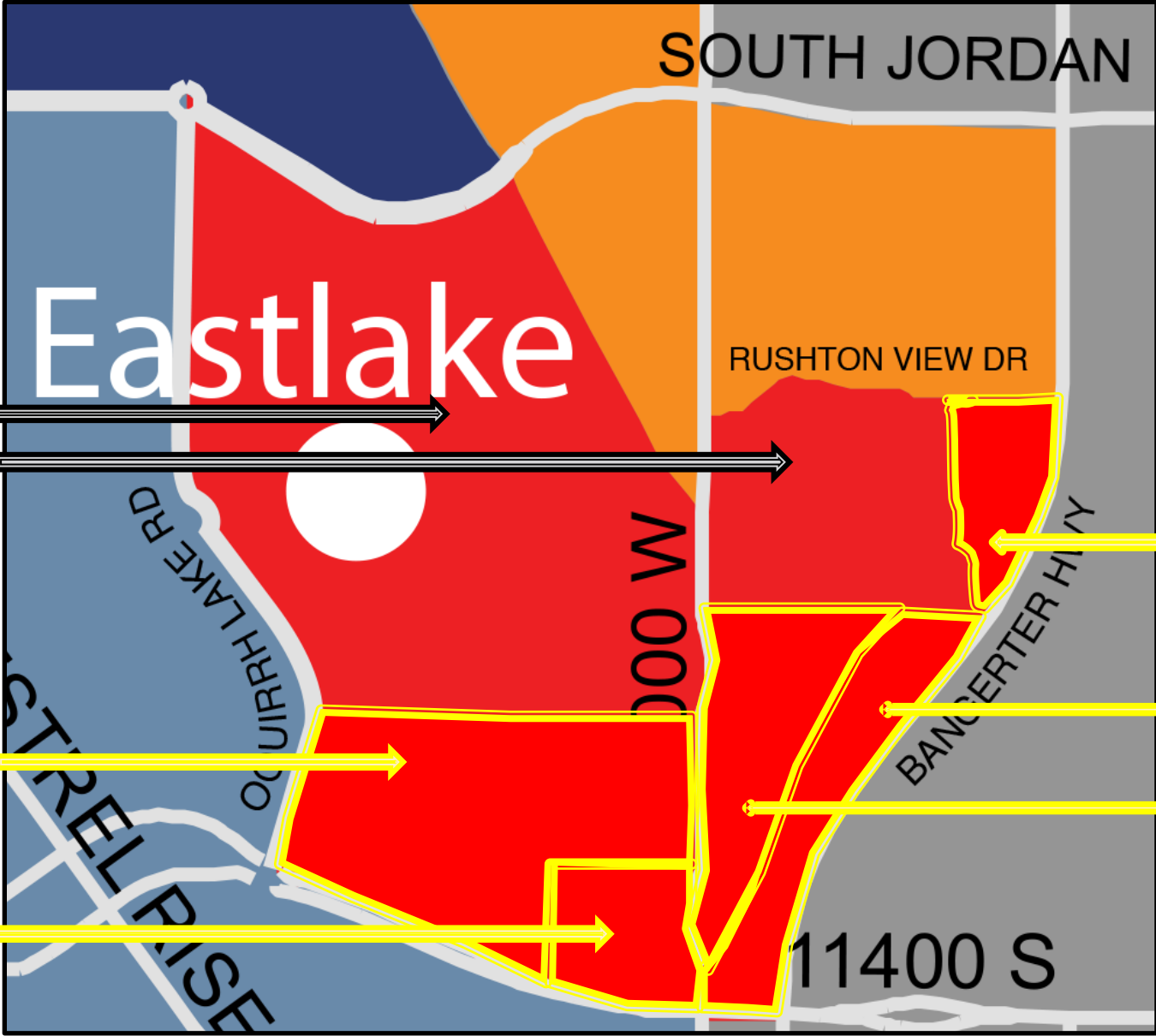
35/65/2.1

94/06/3.7

75/25/3.1

49/51/2.4

11400 S



Year-Round Comments

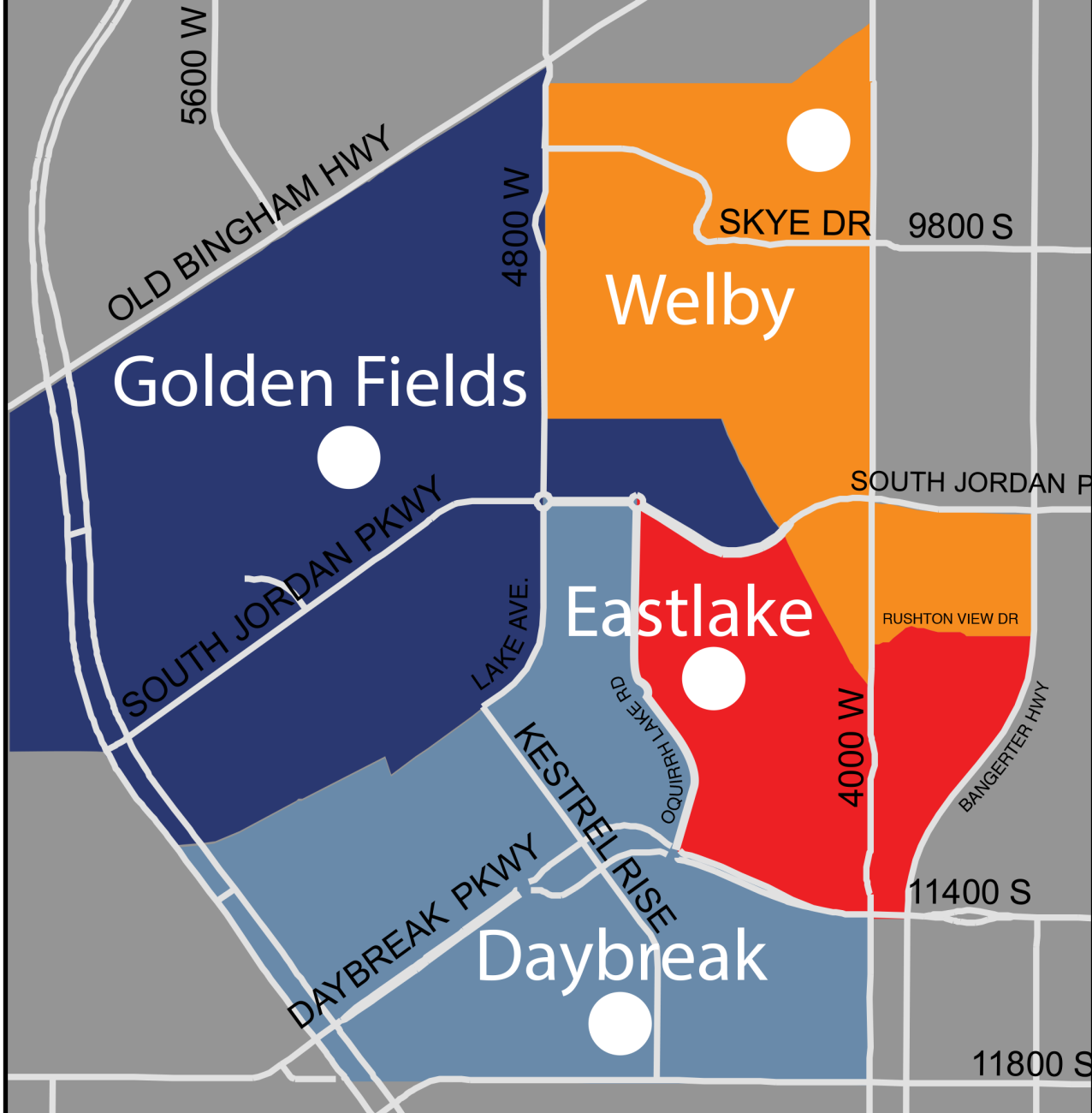
- *"I don't think it's equitable to alter boundaries and especially the schedule for other schools to accommodate the needs of one school."*
- *"Changing back to year round is a mess for parents schedules. I believe that's a bandaid solution."*
- *"We are keeping our fingers crossed for going back to year-round at Eastlake."*
- *"I am in favor of a few of the boundary changes. I am **STRONGLY OPPOSED** to going back to year-round."*
- *"I am a big fan of going year round until we see the new boundaries."*

Option 1

Option 1

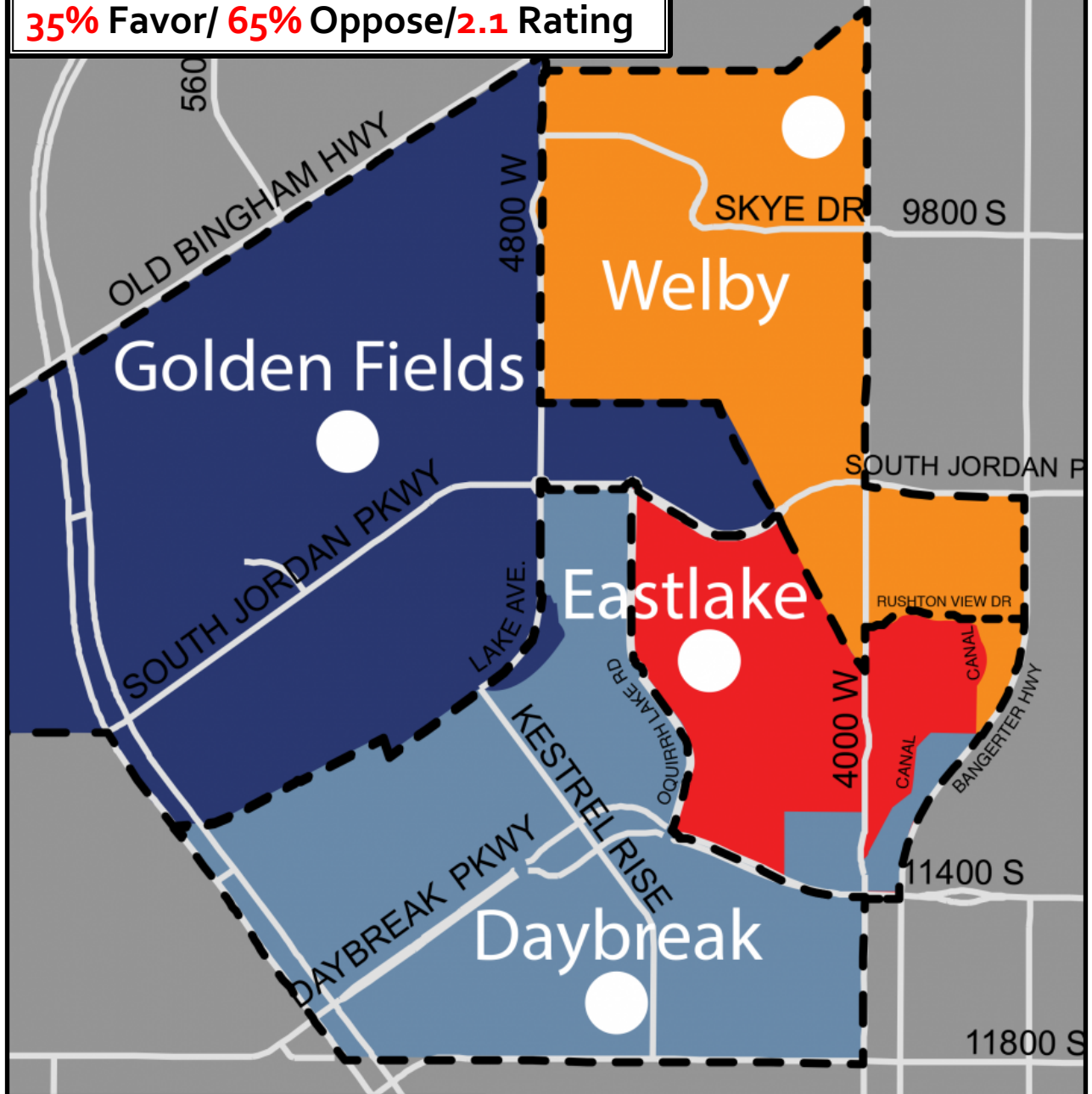
Option 1				
School	Current Capacity w/ Portables	Oct. 1, 2017 Enrollment	Est. Enrollment w/o Changes	Est. Enrollment with Boundary Changes
Daybreak	925	669	691	766
Eastlake	1075	1031	1055	945
Golden Fields	900	684	770	770
Welby	1050	939	917	952

- Moves the students east of the canal in the Rushton Development to Welby Elementary (bus)
- Moves students east of the canal along Tippecanoe Way to Daybreak Elementary (some walk, some bus)
- Moves all students east of 4000 West along Great Neck Dr. and Shinnerock Dr. to Daybreak Elementary (walk)
- Would allow the currently enrolled DLI students to remain at Eastlake Elementary
- Requires students to cross 11400 South either at intersection on 4000 West or under bridge along trail system
- Maintains higher enrollment at Eastlake Elementary
- Moves future undeveloped area near lake into Golden Fields Elementary



Current

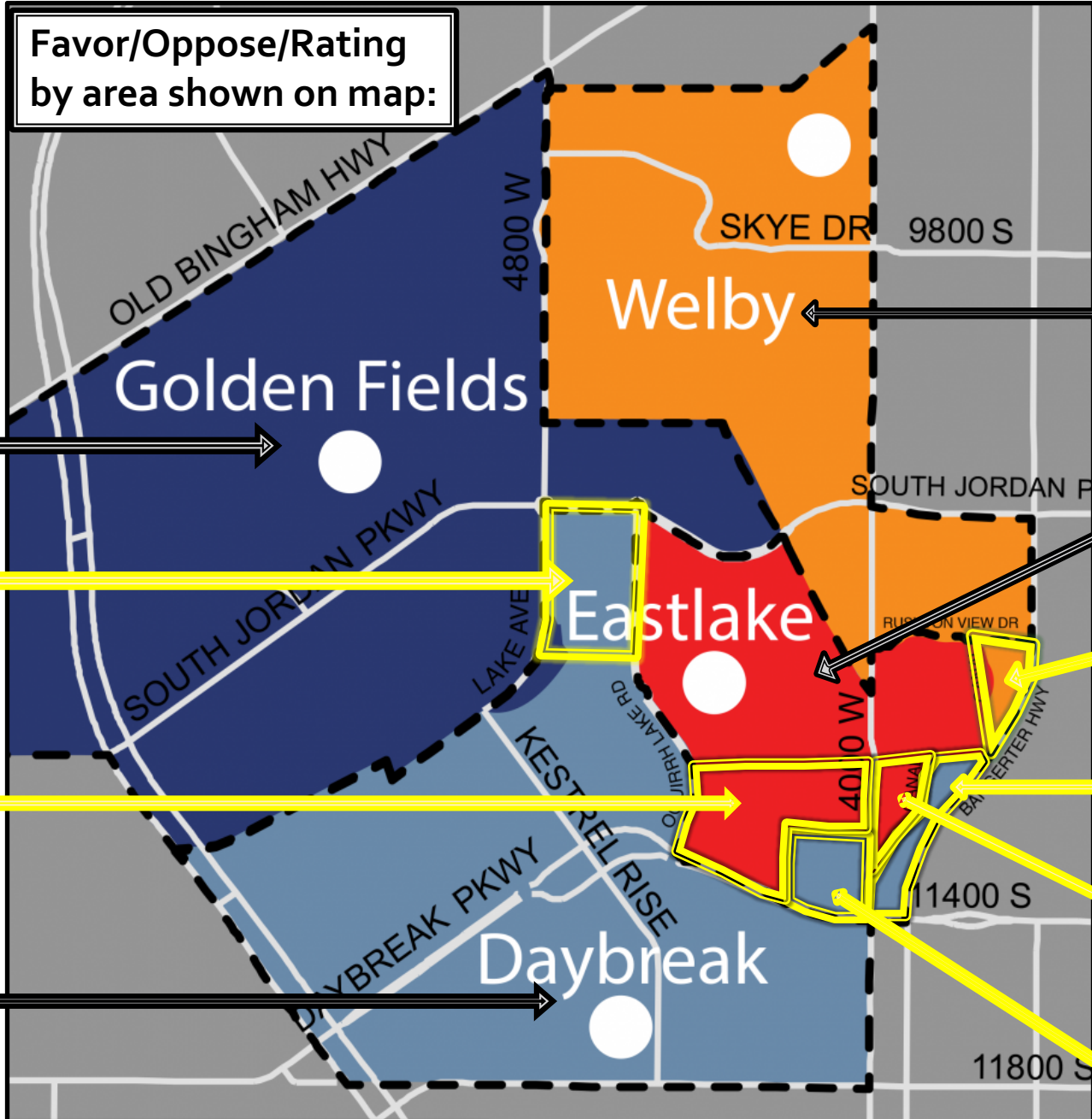
35% Favor/ 65% Oppose/2.1 Rating



Option 1

--- Current Boundaries

Favor/Oppose/Rating
by area shown on map:



11/89/1.6

46/54/2.3

37/63/2.2

30/70/2.4

9/91/1.5

64/36/2.7

0/100/1.0

54/46/2.6

55/45/2.5

13/87/1.3

Option 1

--- Current Boundaries

Option 1 Comments

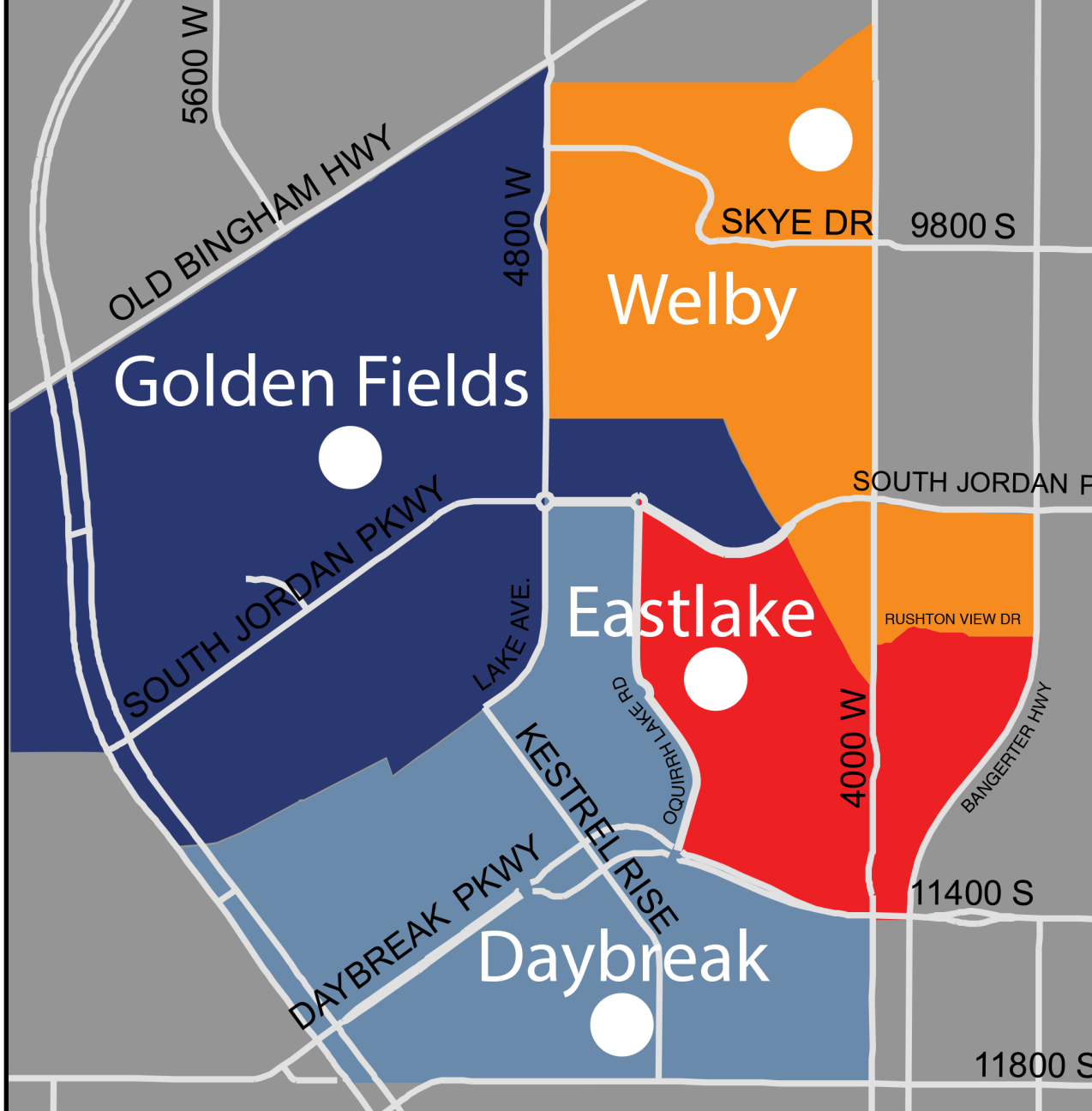
- *"I strongly support option 1. It would ease some pressure from Eastlake, but allow Daybreak to remain a bus-free school."*
- *"Just because of our geological location we are in the minority and small in numbers in comparison to the Daybreak residents fighting for an immediate boundary change."*
- *"Option 1 allows the dual immersion program to remain at Eastlake, and seems to displace the fewest students."*
- *"I would like there to be an option 5. No change until the big district boundary split in 2019. However, would not be opposed if the townhomes in Rushton Meadows went to Welby..."*

Option 2

Option 2

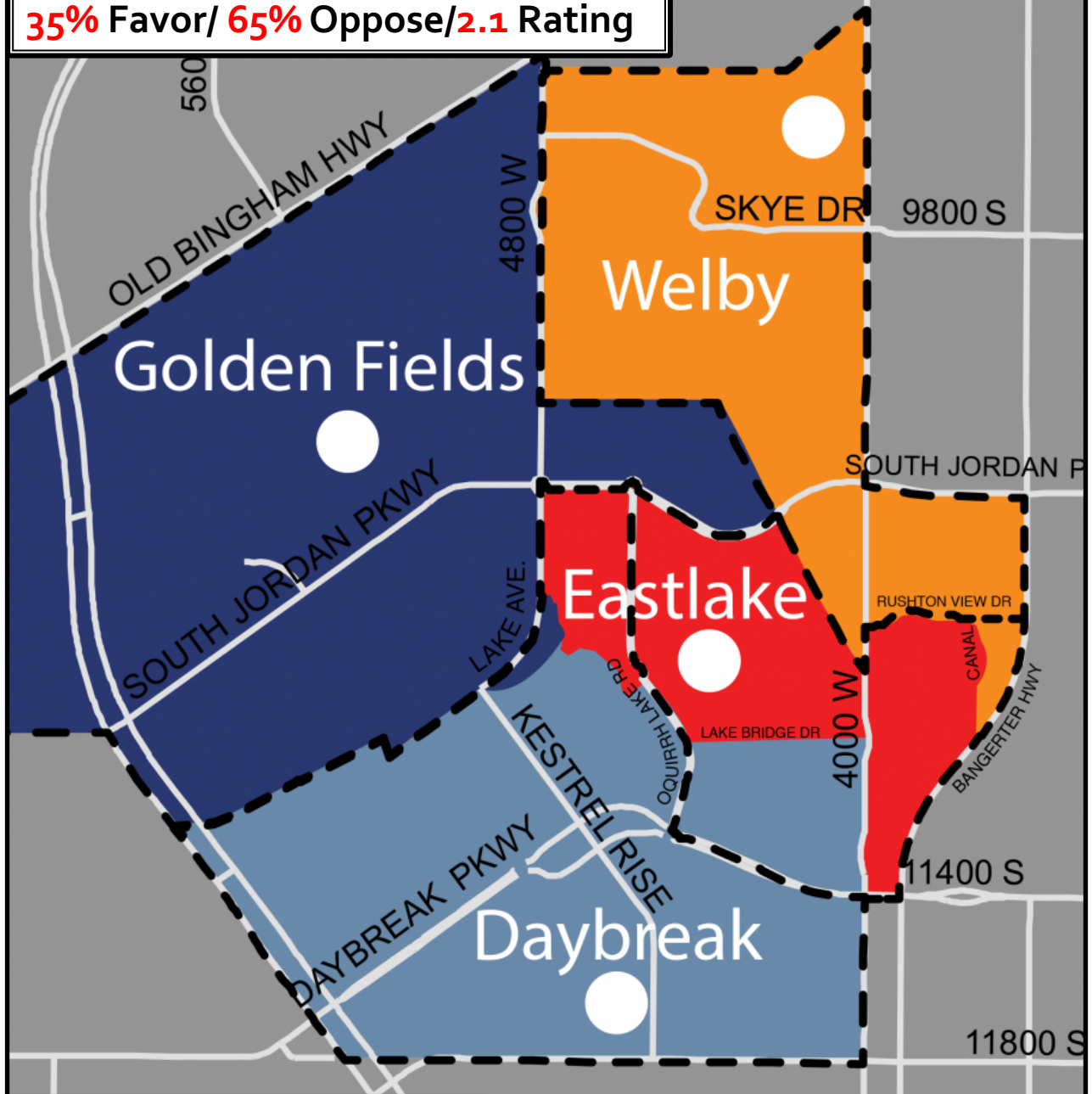
Option 2				
School	Current Capacity w/ Portables	Oct. 1, 2017 Enrollment	Est. Enrollment w/o Changes	Est. Enrollment with Boundary Changes
Daybreak	925	669	691	821
Eastlake	1075	1031	1055	890
Golden Fields	900	684	770	770
Welby	1050	939	917	952

- Moves all students south of Lake Bridge Drive to Daybreak Elementary (walk)
- Moves all students east of 4000 West along Great Neck Dr. and Shinnerock Dr. to Daybreak Elementary (walk)
- All students would be within walking distance to Daybreak Elementary
- All students would cross 11400 South under bridge along the trail system
- Would allow the currently enrolled DLI students to remain at Eastlake Elementary
- Moves the neighborhood west of Oquirrh Lake Rd. out of Daybreak Elementary and into Eastlake Elementary.
- Reduces current enrollment more significantly but adds more growth to the Eastlake Boundary
- Moves future undeveloped area near lake into Golden Fields Elementary



Current

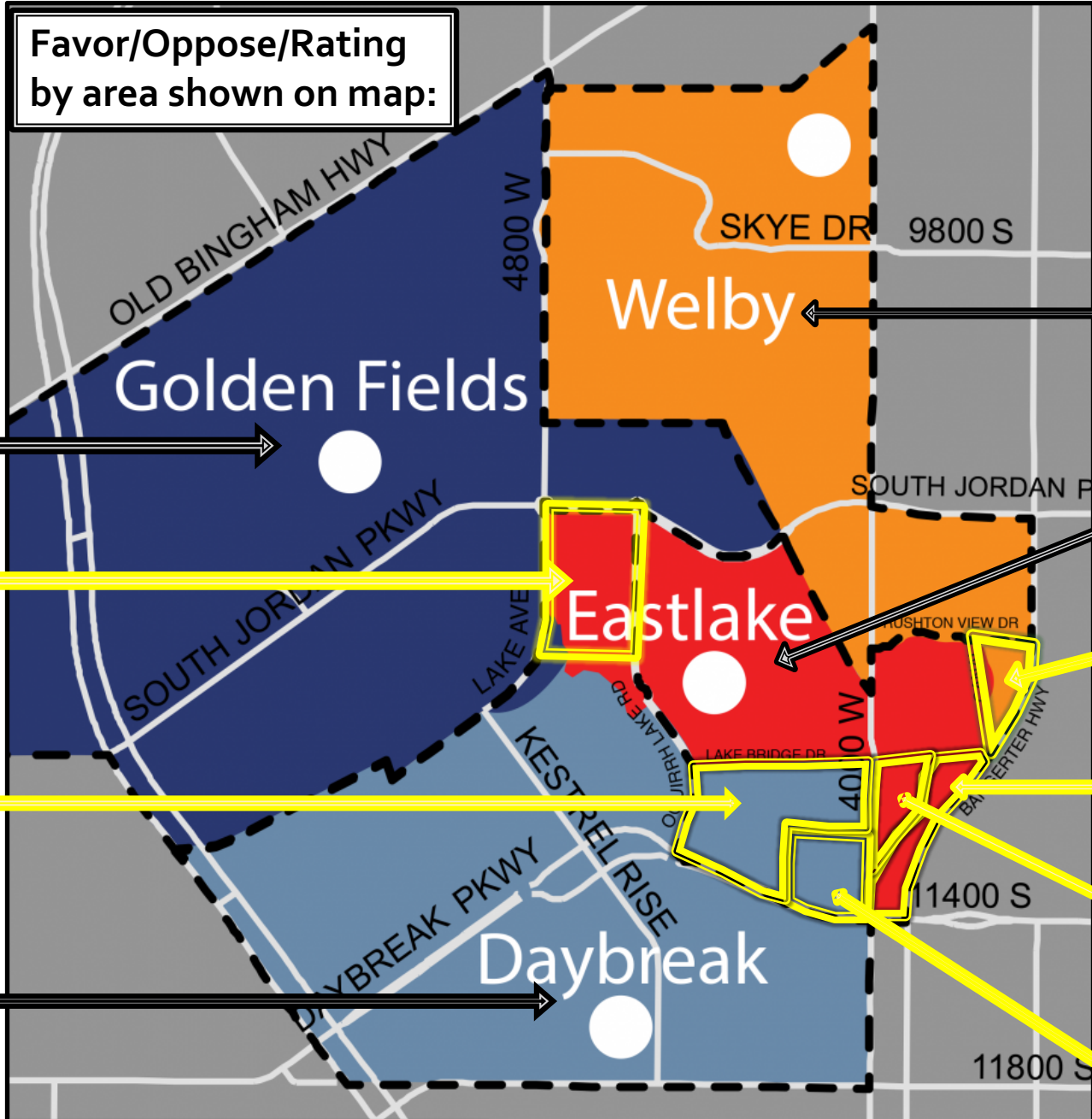
35% Favor/ 65% Oppose/2.1 Rating



Option 2

--- Current Boundaries

Favor/Oppose/Rating
by area shown on map:



76/24/3.0

30/70/2.1

16/84/1.4

36/64/2.2

17/83/1.7

47/43/2.3

27/73/1.8

20/80/1.7

64/36/2.8

03/97/1.3

Option 2

--- Current Boundaries

Option 2 Comments

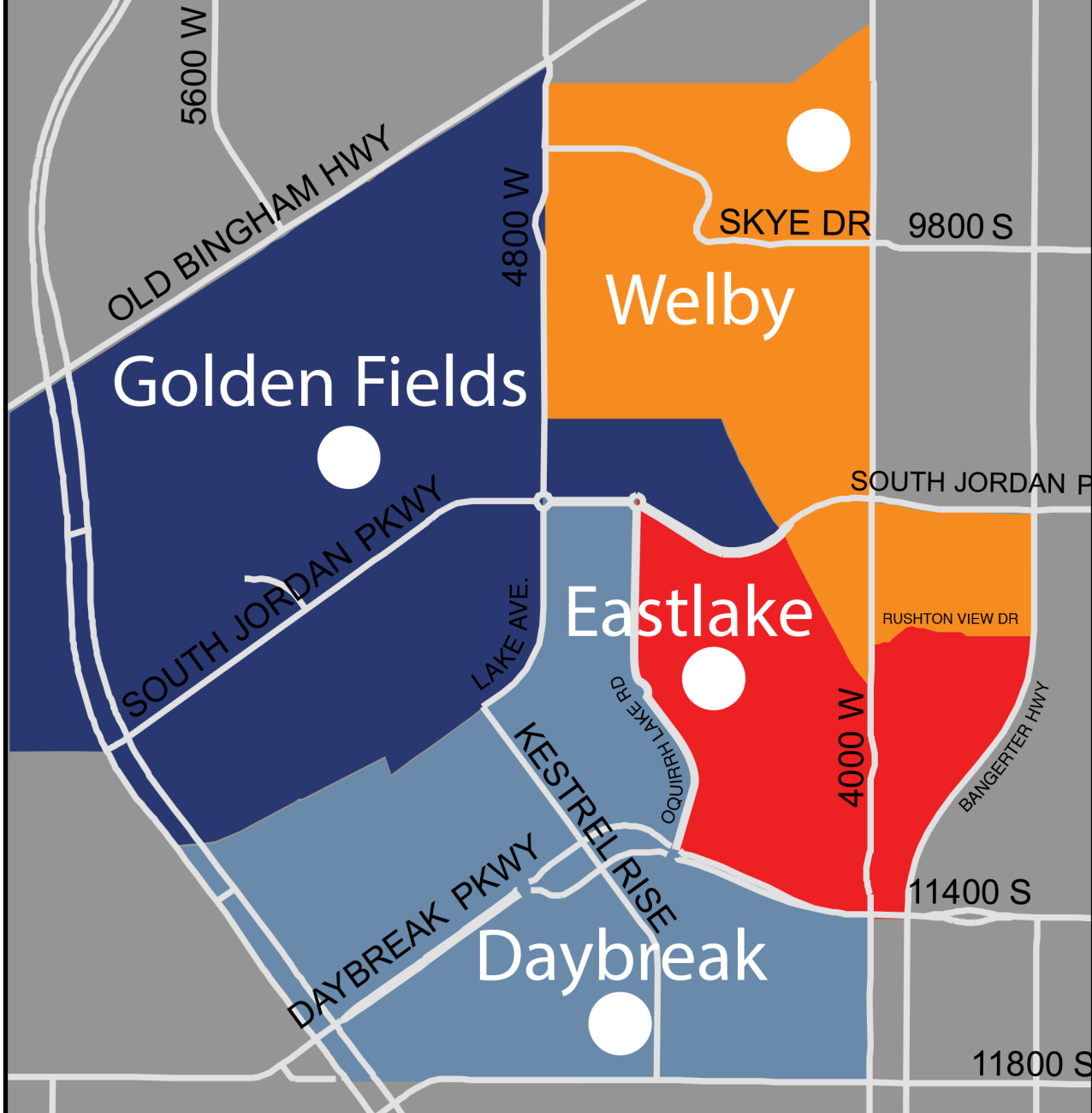
- *"Option 2 is the best alignment for traffic flow and bussing while keeping the traditional calendar."*
- *"We live in Daybreak community and pay premium HOA fee. All kids who live in the Daybreak, should be in the neighborhood school."*
- *"I feel like option 2 is the best option out of the 4 because it brings Eastlake numbers down and seems to even everyone out. I also feel like it moves kids to Daybreak Elementary that would already go to the same middle school..."*
- *"I live in Jordan Heights and I like to think of our neighborhood as The Outsiders. We don't naturally fit into any school boundary and none of the elementary schools want us."*

Option 3

Option 3

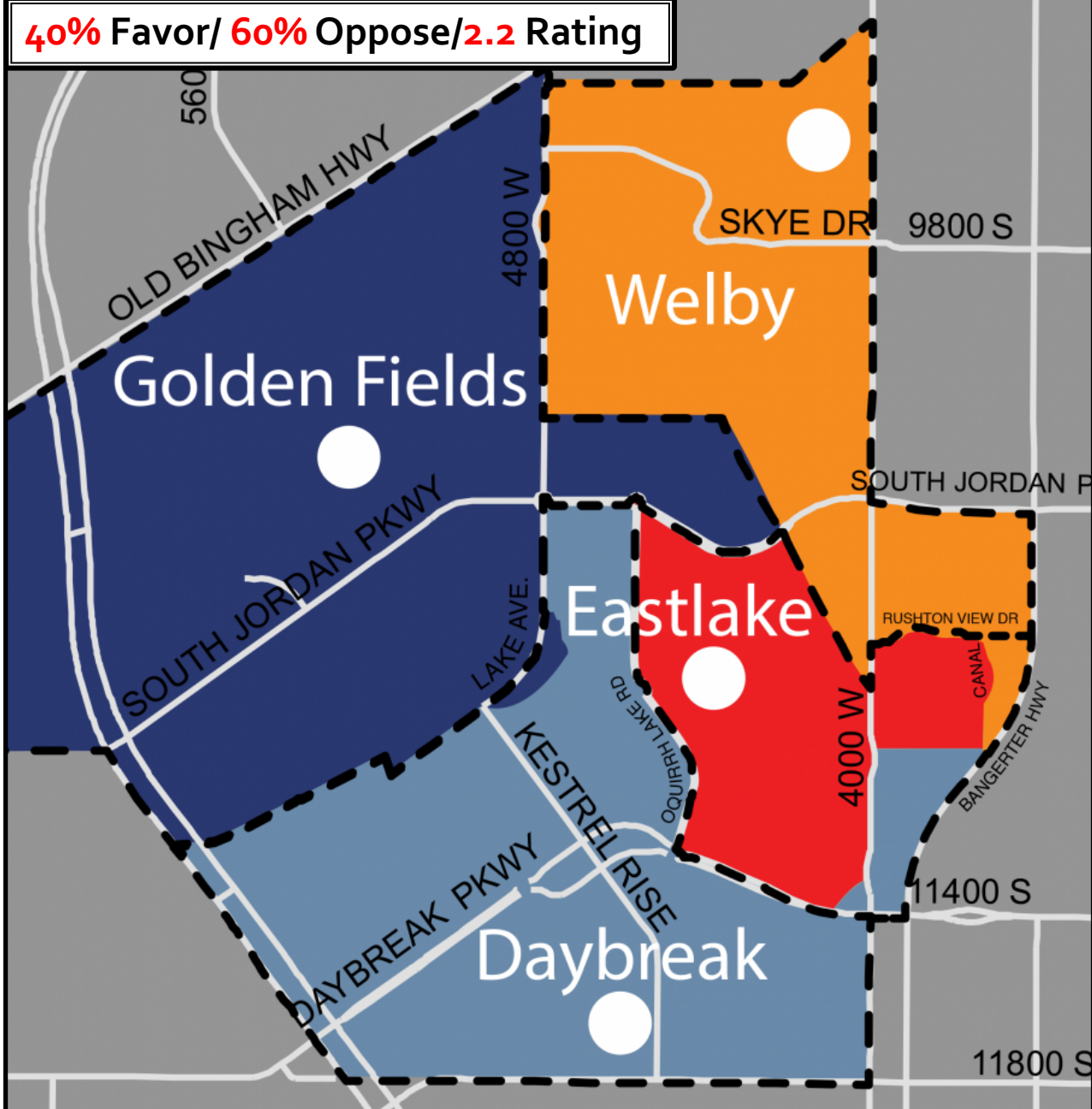
Option 3				
School	Current Capacity w/ Portables	Oct. 1, 2017 Enrollment	Est. Enrollment w/o Changes	Est. Enrollment with Boundary Changes
Daybreak	925	669	691	764
Eastlake	1075	1031	1055	947
Golden Fields	900	684	770	770
Welby	1050	939	917	952

- Moves the students east of the canal in the Rushton Development to Welby Elementary (bus)
- Moves all students east of 4000 West and South facing homes backyard fences on Bethpage Ct. to Daybreak Elementary (some walk, some bus)
- Most students will be within 1.5 mile walking distance to Daybreak but the most northern homes will require a bus
- Would allow the currently enrolled DLI students to remain at Eastlake Elementary
- Reduces current enrollment at Eastlake Elementary with no additional added areas
- Moves future undeveloped area near lake into Golden Fields Elementary



Current

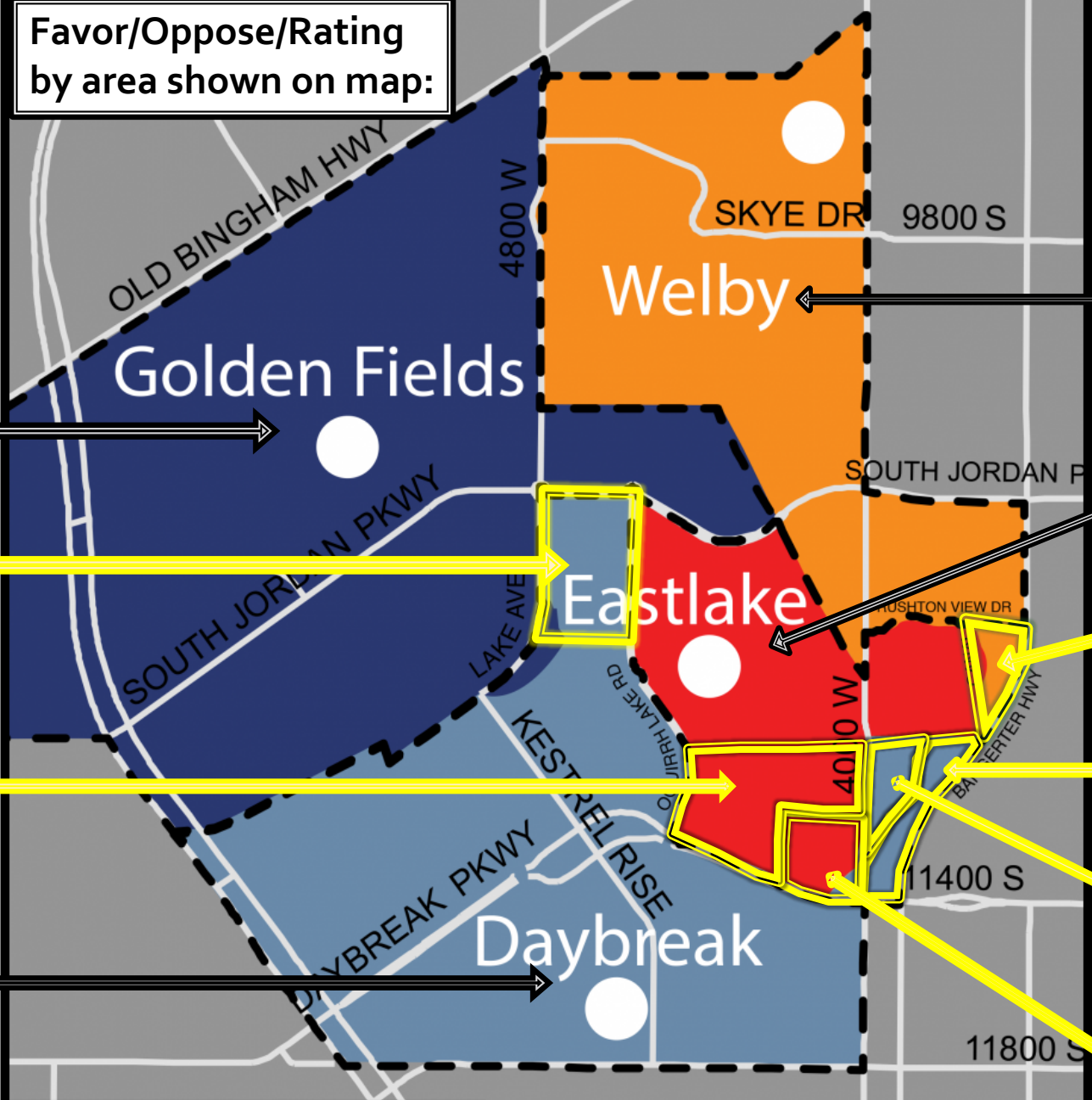
40% Favor/ 60% Oppose/2.2 Rating



Option 3

--- Current Boundaries

Favor/Oppose/Rating
by area shown on map:



59/41/2.5

50/50/2.4

78/22/3.1

56/44/2.6

15/85/1.7

45/55/2.4

18/82/1.6

7/93/1.1

13/87/1.5

47/53/2.3

Option 3

--- Current Boundaries

Option 3 Comments

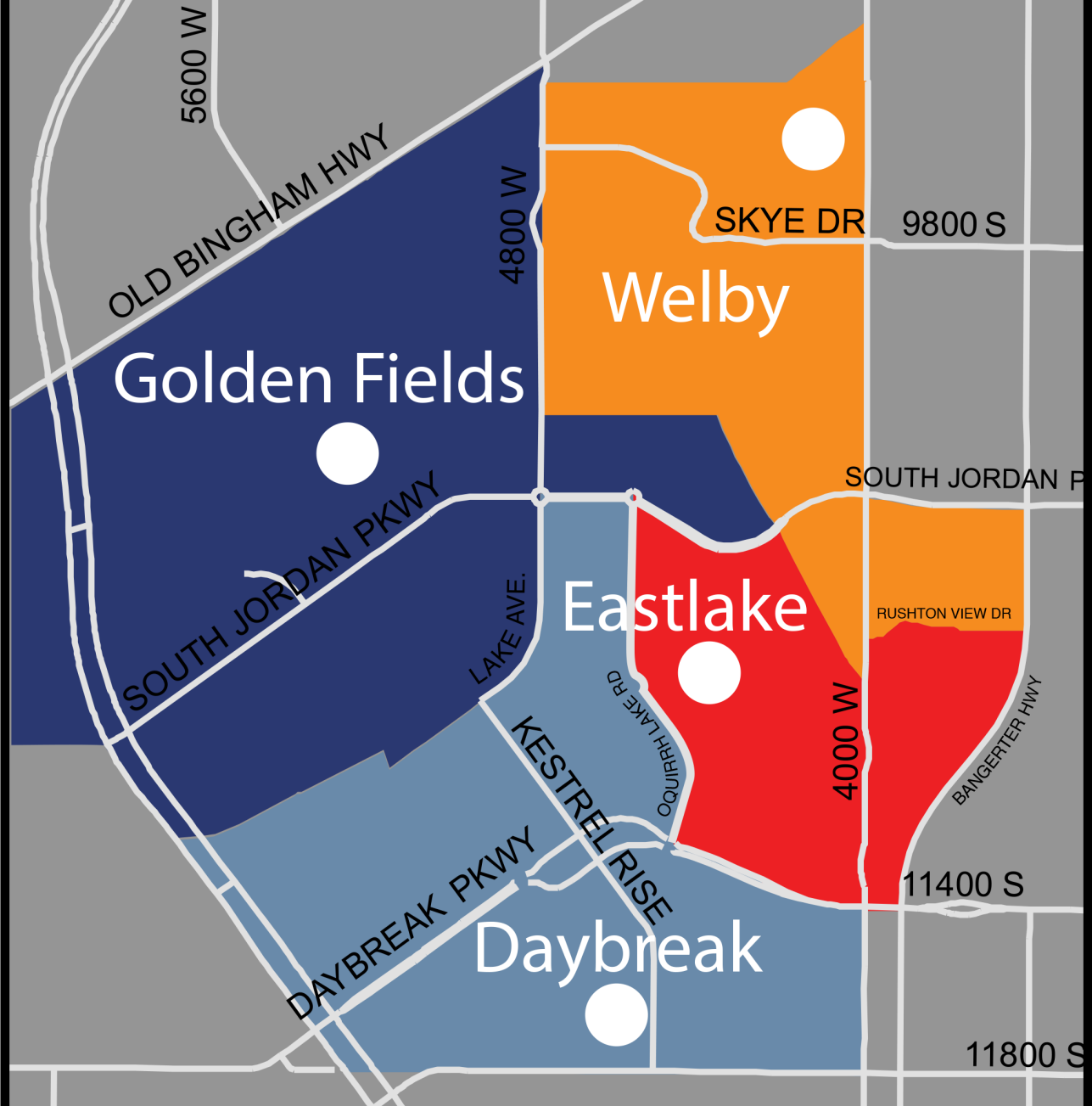
- *"The Eastlake Village of Daybreak should remain at Eastlake Elementary. If someone is within walking distance of a school, they should remain."*
- *"The homes east of 40th west should go to Daybreak Elementary. Why was there an option to cut out my house when I live a 10 minute walk from the school..."*
- *"Personally I live in the single family homes in Rushton Meadows and would love to have the other kids that are in the townhouses in our neighborhood attend Welby, keeping the whole neighborhood at the same school."*
- *"My only request to you is, please weigh the comments and opinions expressed in your survey just as heavily as those expressed in person at these meetings."*

Option 4

Option 4

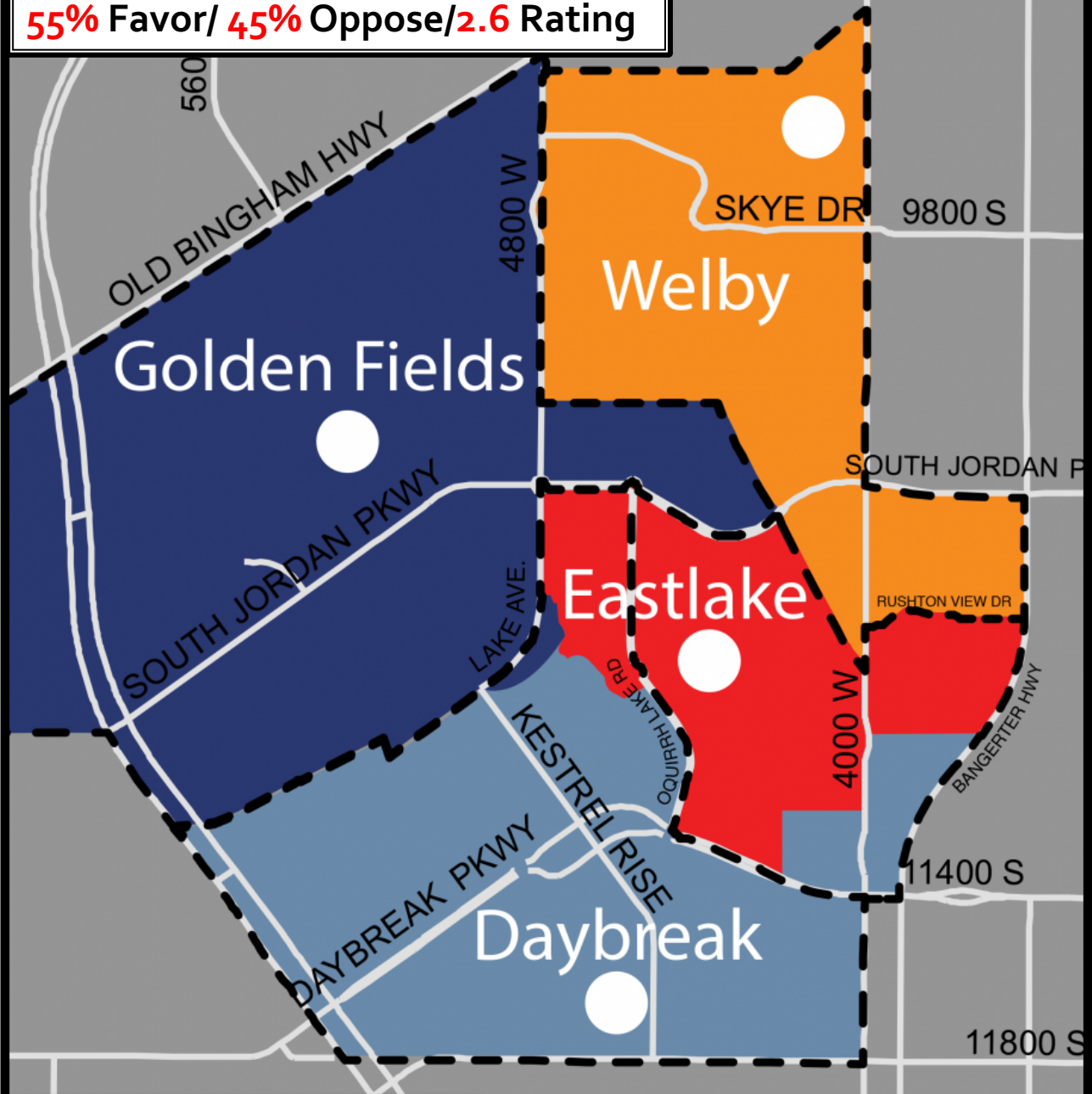
Option 4				
School	Current Capacity w/ Portables	Oct. 1, 2017 Enrollment	Est. Enrollment w/o Changes	Est. Enrollment with Boundary Changes
Daybreak	925	669	691	787
Eastlake	1075	1031	1055	959
Golden Fields	900	684	770	770
Welby	1050	939	917	917

- Moves all students east of 4000 West along Great Neck Dr. and Shinnerock Dr. to Daybreak Elementary (walk)
- Moves all students east of 4000 West and south of Bethpage Ct., including Bethpage Ct., to Daybreak Elementary (some walk, some bus)
- Reduces current enrollment but adds more growth to the Eastlake Boundary
- Moves future undeveloped area near lake into Golden Fields Elementary



Current

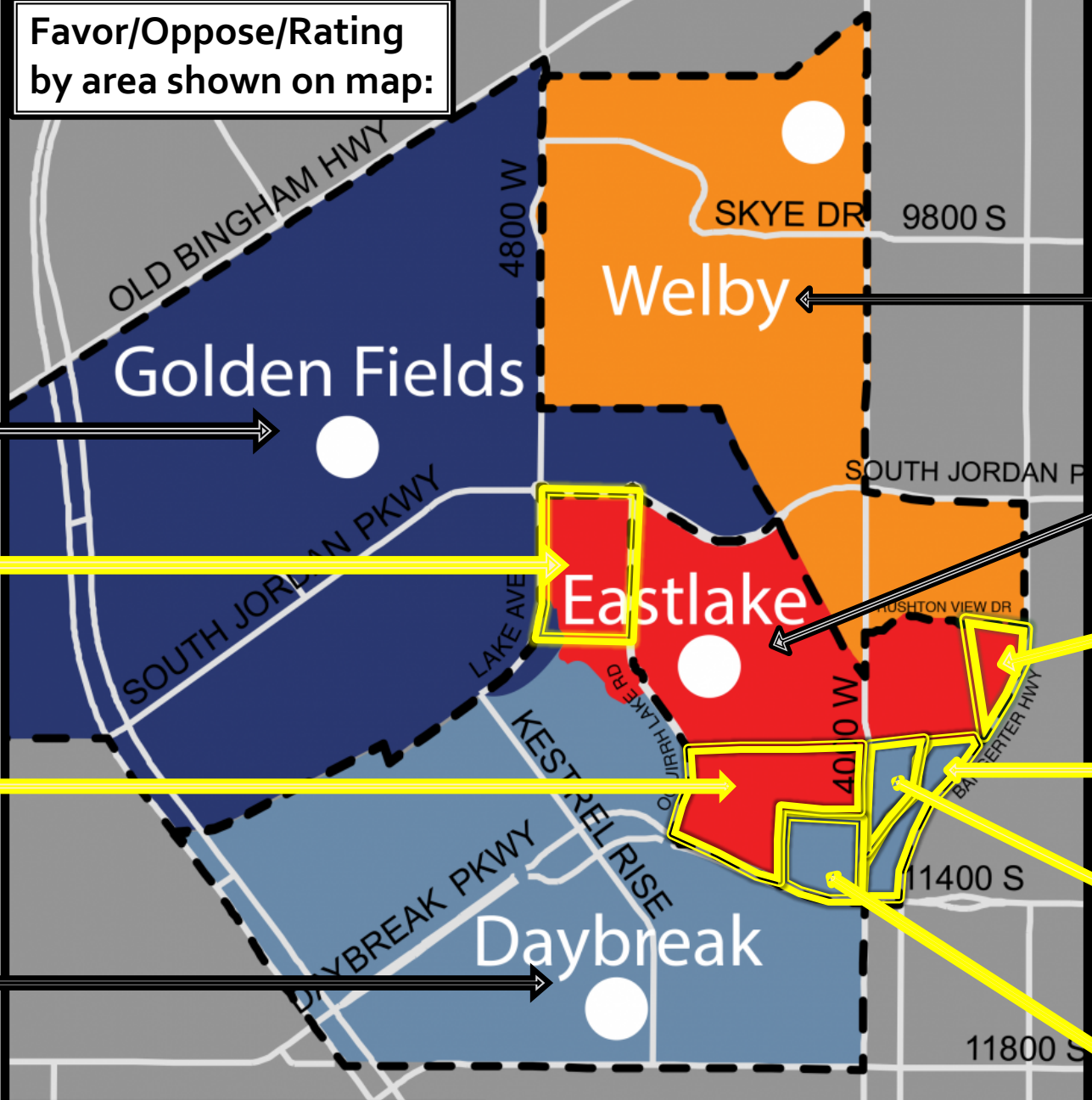
55% Favor/ 45% Oppose/2.6 Rating



Option 4

--- Current Boundaries

Favor/Oppose/Rating
by area shown on map:



Option 4

--- Current Boundaries

Option 4 Comments

- *"I strongly favor option 4, with the modification of the Rushton Meadows town homes moving to Welby."*
- *"Leave Eastlake alone for one more year and keep it on a traditional calendar."*
- *"We live on Great Neck Dive and our kids walk every day SAFELY by taking the trail up to Topview. I would not be comfortable having my kids sent to Daybreak Elementary."*
- *"Option 4 is the absolute best IMO because of projected growth numbers and cutting the current north Daybreaks extended boundary that is closest to Eastlake off and putting it in Eastlake. Makes sense by distance for all."*

Employee Response

Employee Responses

Favor/Oppose/Overall Rating

Schools	#	No Change	Year-Round	Option 1	Option 2	Option 3	Option 4
Daybreak	9	No responses	No responses	43/57/2.43	43/57/2.0	14/86/2.0	29/71/2.29
Eastlake	18	80/20/3.07	21/79/1.71	43/57/2.31	44/56/2.31	63/37/2.75	38/62/2.19
Golden Fields	10	No responses	No responses	50/50/2.60	50/50/2.70	70/30/2.80	50/50/2.80
Welby	28	No responses	No responses	0/100/1.36	4/96/1.44	0/100/1.35	92/8/3.50

Board Direction/Questions

Jordan School District

Board of Education

December 12, 2017

Boundary Discussion

**Bluffdale and Bastian Elementary Schools
Daybreak, Eastlake, Golden Fields, and Welby**

Michael Anderson, Administrator of Schools, Riverton Feeder System

Brad Sorensen, Administrator of Schools, Herriman Feeder System

Overview

Report of Activities

Background Information

Summary of Feedback

Board Direction

Report of Activities

Bluffdale Growth

- 1188 current enrollment
- 12 portables
- Enrollment grew by 220 students in one year
- More growth expected
- Two new schools opening in fall 2019 in Bluffdale and Herriman
- Relief needed for one year until new schools open

Boundary Change Process to Date

- JSD School Board originally asked administration to explore options for Bluffdale for one year.
 - Moving 6th grade to South Hills Middle
 - Boundary change for the Meadows neighborhood to Bastian Elementary
- Meetings have been held with:
 - Bluffdale SCC
 - South Hills SCC
 - Bastian Elementary SCC
 - Meadows Area Community

Boundary Change Process to Date (Cont.)

- Feedback presented to Board on November 14th
- Boundary change heavily favored in all community meetings
- Board requested hearing be scheduled to change Meadows area boundary to Bastian Elementary
- Notice of this hearing sent home with every student and e-mailed to every student home in Meadows area.

Boundary Change and Pocket Bus to Bastian Elementary

- 210 students in Meadows, 147 attend Bluffdale
- Meadows is closer to Bastian Elementary than to Bluffdale Elementary.
- Bastian currently has 547 students/900 capacity
- Bastian has traditional schedule, opened 2017
- No portables needed
- Busing would continue for the neighborhood
- Implemented 2018-19 school year
- 1-year solution until new schools open

Board Direction/Questions

Daybreak, Eastlake, Golden Fields and Welby

Background Information

Eastlake Elementary

- 1031 current enrollment/1075 current capacity
- 4 portables
- 1 Kiva converted to a classroom
- 2 Kivas remain in school
- Computer lab being used as a classroom
- Switched from year-round to traditional
- Future growth still anticipated within boundary
- Common areas impacted

Boundary Change Process to Date

- Meetings held with Board of Education to review concerns, proposed options, timeline, and process:
 - September 12, 2017
 - October 10, 2017
 - November 14, 2017
- Meetings have been held with:
 - Daybreak SCC
 - Eastlake SCC
 - Golden Fields SCC
 - Welby SCC
- Two open houses held:
 - December 5 at Eastlake Elementary
 - Total attendees: 27
 - December 7 at Daybreak Elementary
 - Total attendees: 3

Patron Notification

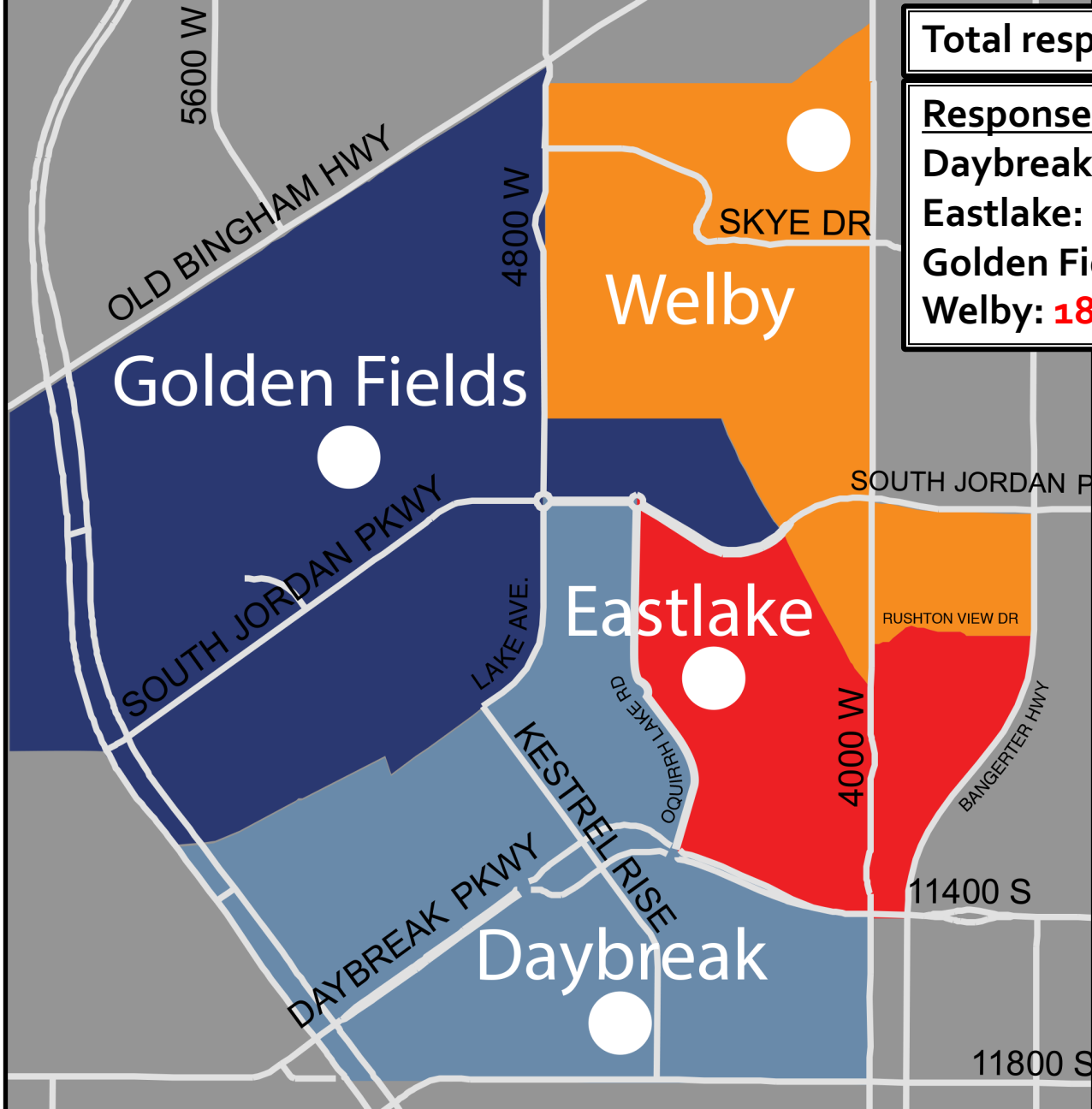
- Letters providing survey and open house information sent home with every student.
- Link to survey emailed to all parents through Skyward.
- Boundary information posted on main district web page.
- Survey reminder and notice of public meeting emailed to all parents through Skyward.

Survey Details

- Online survey and boundary information website activated on November 20, 2017.
- 672 survey responses to date.
- Responses analyzed and summarized for the Board of Education in this presentation.
- All written responses from patrons were provided to the Board, along with a copy of this presentation.
- Each survey completed received a personal email response.

Summary of Patron Feedback for: Daybreak, Eastlake, Golden Fields and Welby

No Change-Traditional, Year-Round,
and Boundary Change Options 1-4





Total responses: 672
Responses by school
Daybreak: 60
Eastlake: 367
Golden Fields: 61
Welby: 184

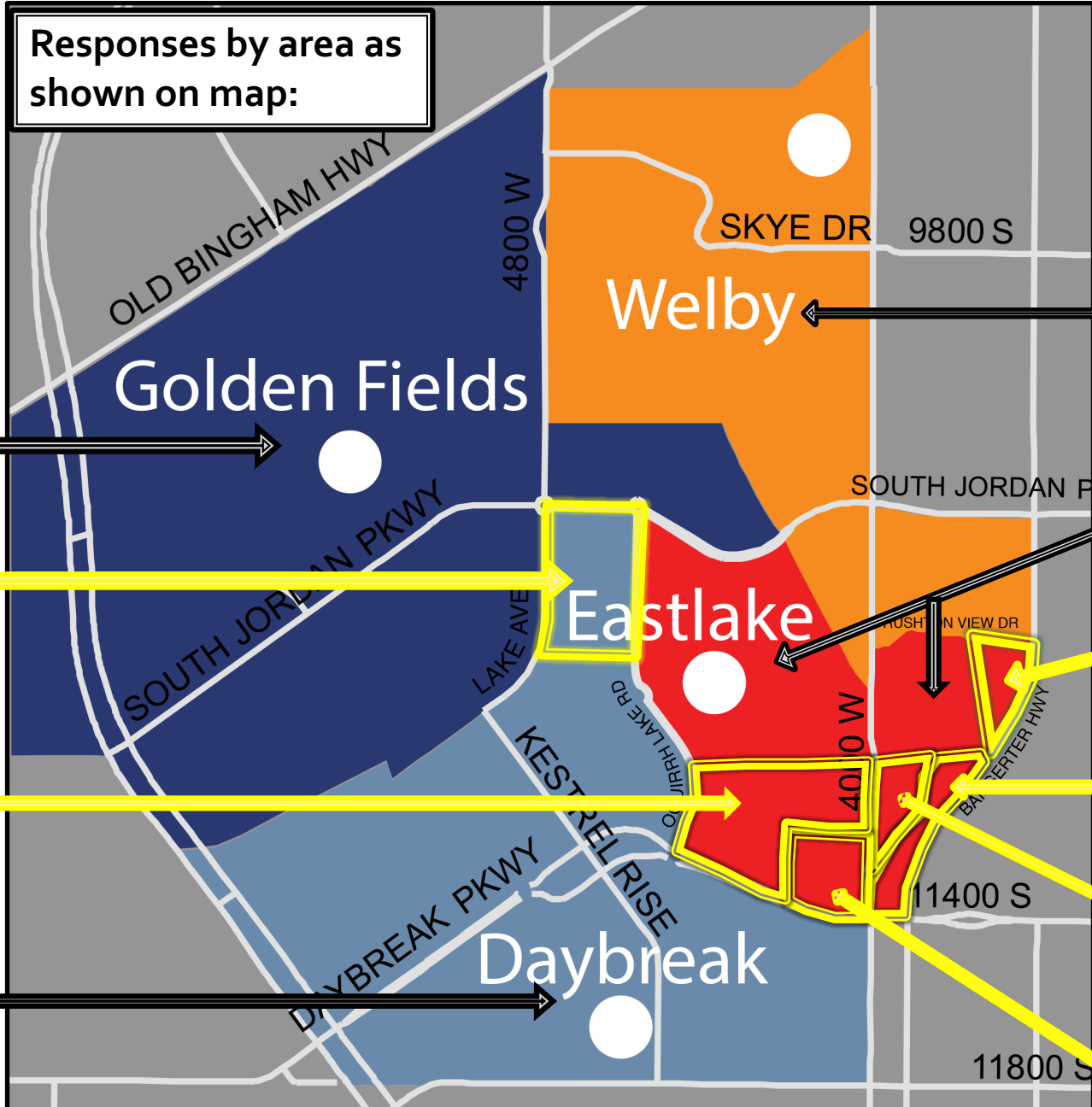
Current

Responses by area as shown on map:

None of the above: 46
(permits, officials, employees, etc.)

Legend

-  No Move
-  Potential Move



61

184

19

117

79

11

41

18

55

32

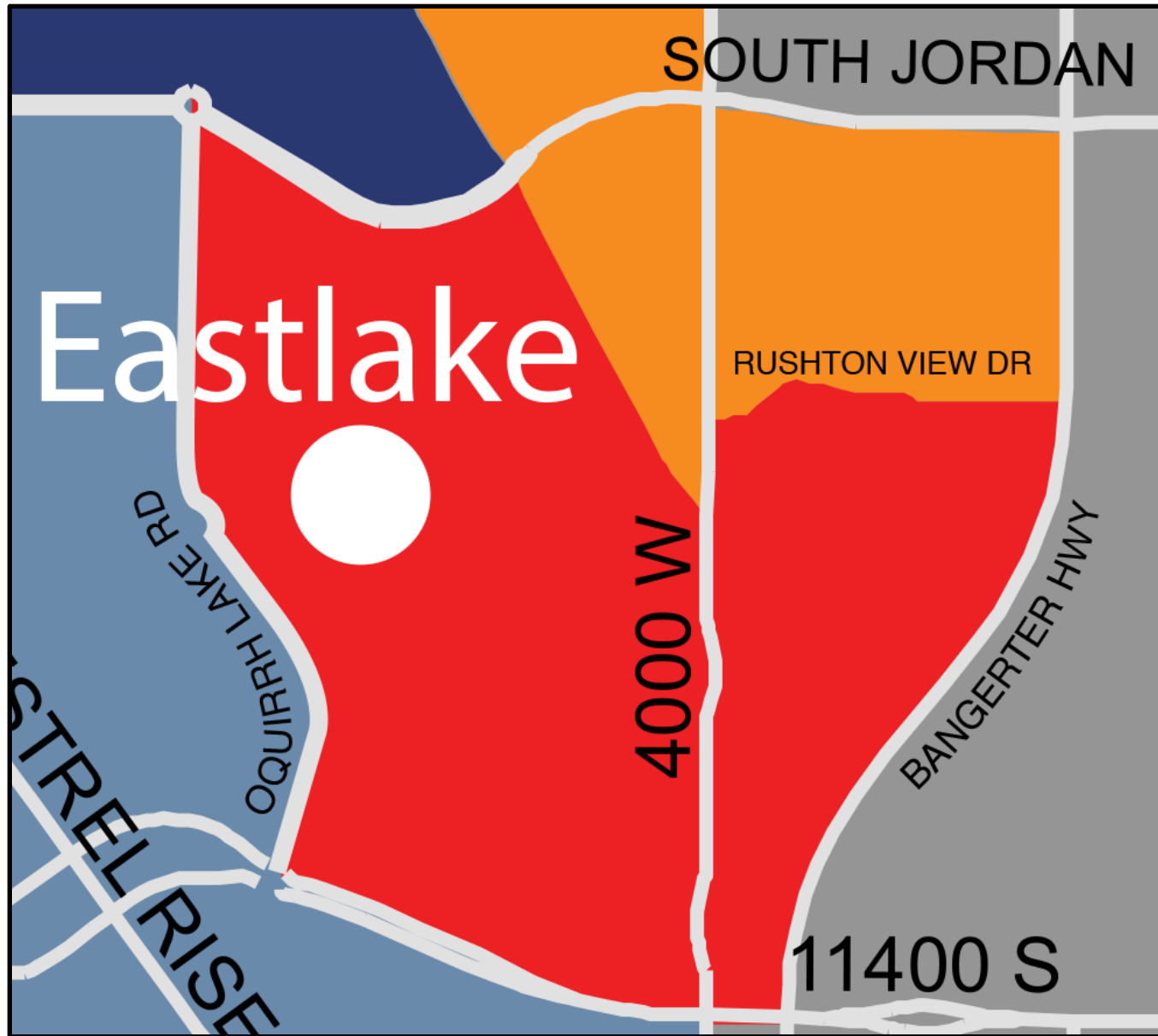
Current

No Change/Stay Traditional

Eastlake Patrons Only

Total responses: 367

61% Favor/ 39% Oppose/ 2.9 Rating



Total responses: 367

61% Favor/ 39% Oppose/ 2.9 Rating

Eastlake

SOUTH JORDAN

RUSHTON VIEW DR

36/64/2.2

82/18/3.5

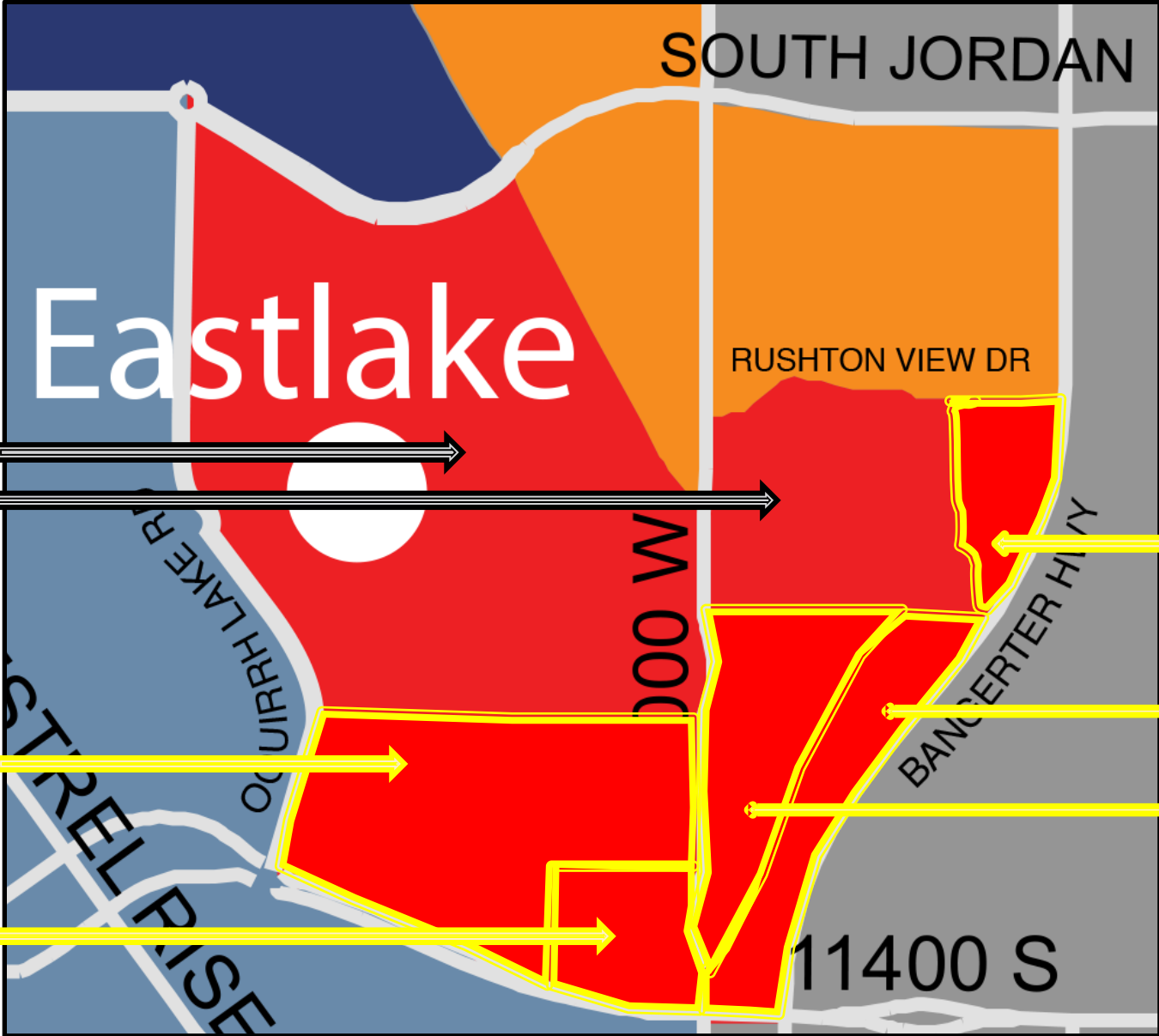
58/42/2.7

82/18/3.5

94/06/3.8

89/11/3.6

11400 S



Traditional/No Change Comments

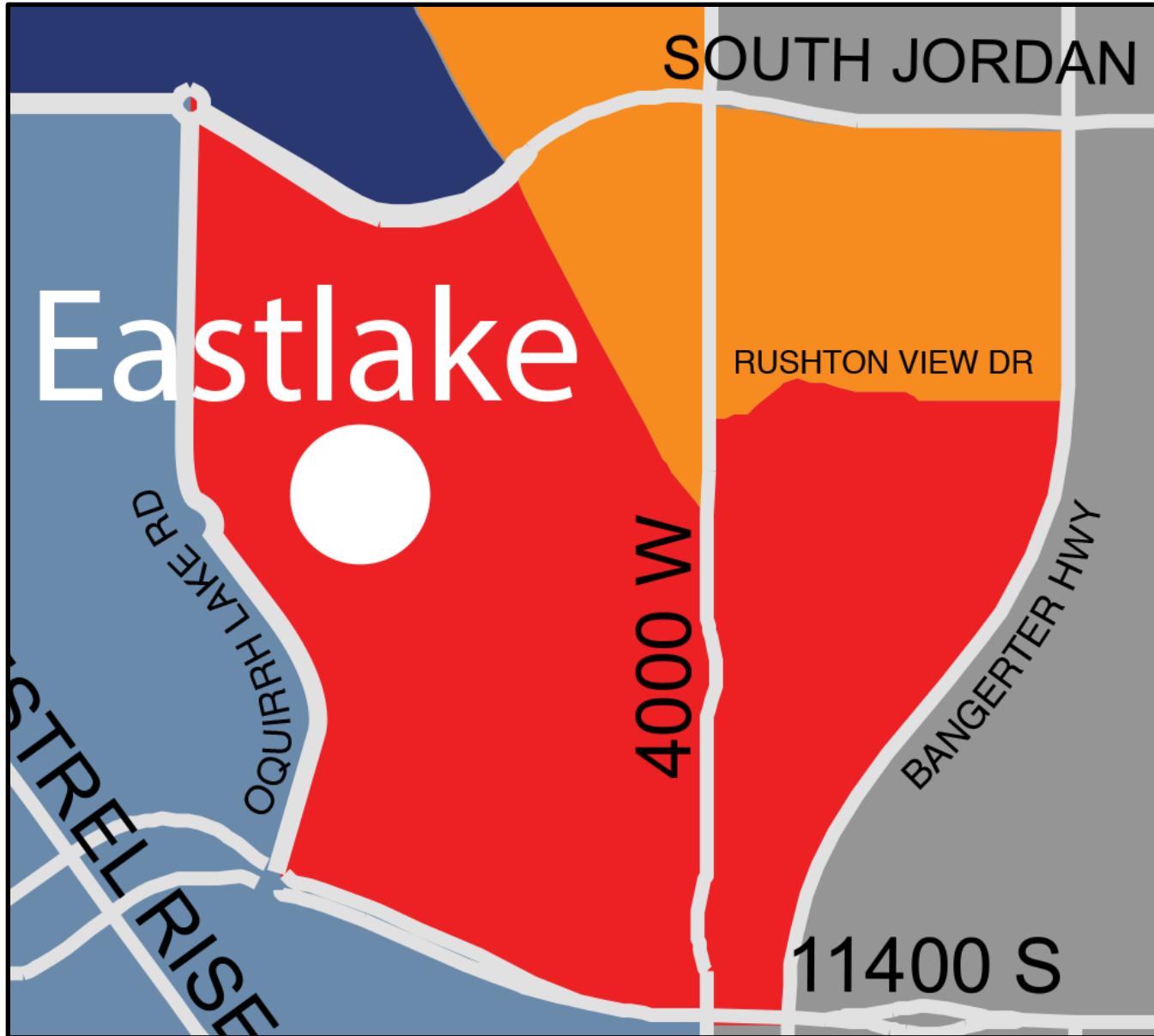
- *"I would like the calendar to not go back to year round. It's a lot easier for working parents that have to use child care and it's frustrating to have to bounce back and forth..."*
- *"For the sake of the kids needing some consistency and structure, we need to wait at least one year."*
- *"Teachers do not want to return to rotating classrooms, having inequitable class loads, and dealing with never having whole teams together for PLCs."*
- *"I would rather make boundary change adjustments than go back to year-round."*
- *"I would prefer to wait another year before adjusting boundaries to see how the new middle school being built in the area affects these boundaries, so we are not adjusting boundaries yet again this time next year."*

Move Back to Year-Round Calendar

Eastlake Patrons Only

Total responses: 367

38% Favor/ 62% Oppose/ 3.4 Rating



Total responses: 367

38% Favor/ 62% Oppose/ 3.4 Rating

Eastlake

SOUTH JORDAN

RUSHTON VIEW DR

33/67/2.0

45/55/2.1

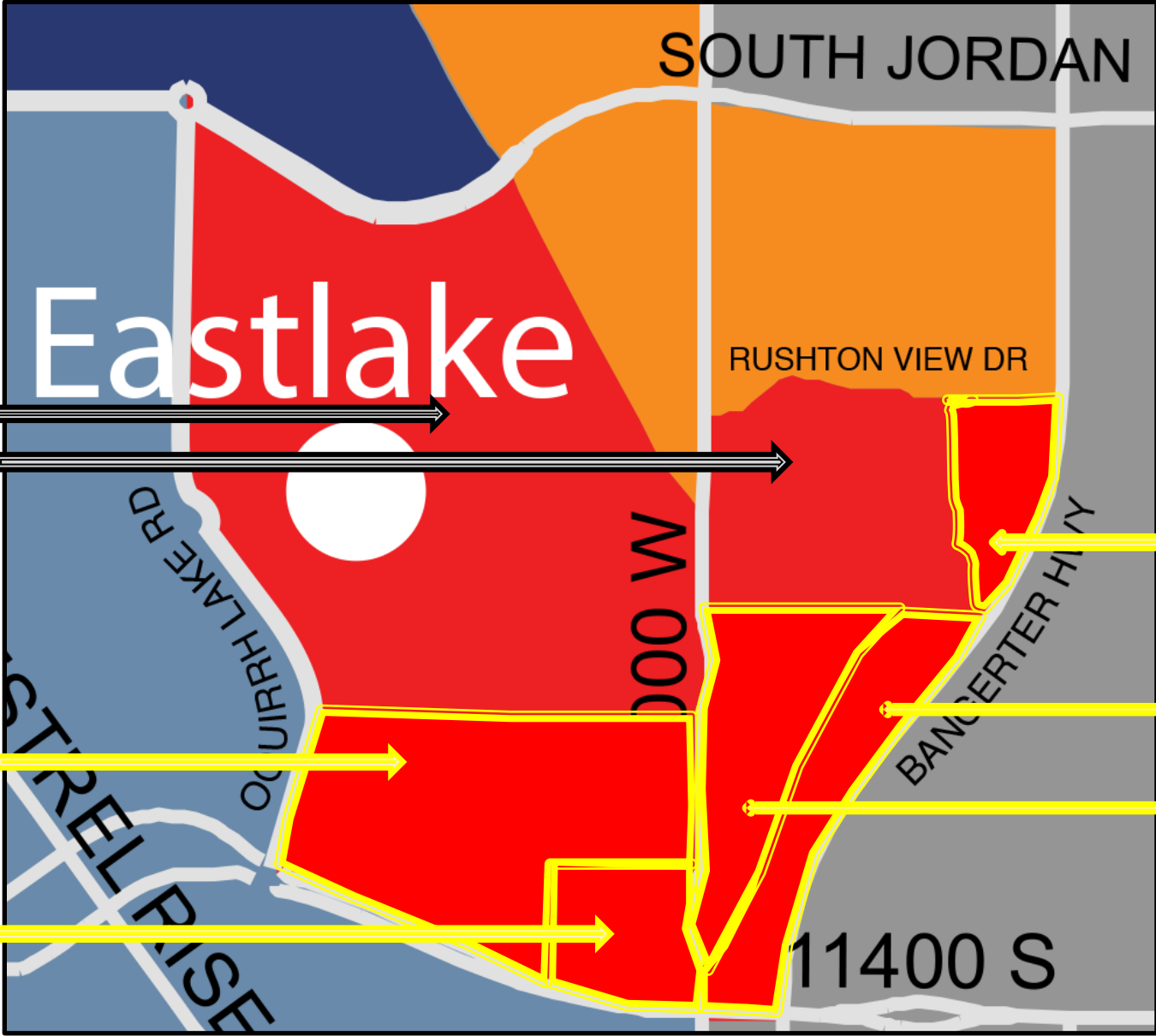
35/65/2.1

94/06/3.7

75/25/3.1

49/51/2.4

11400 S



Year-Round Comments

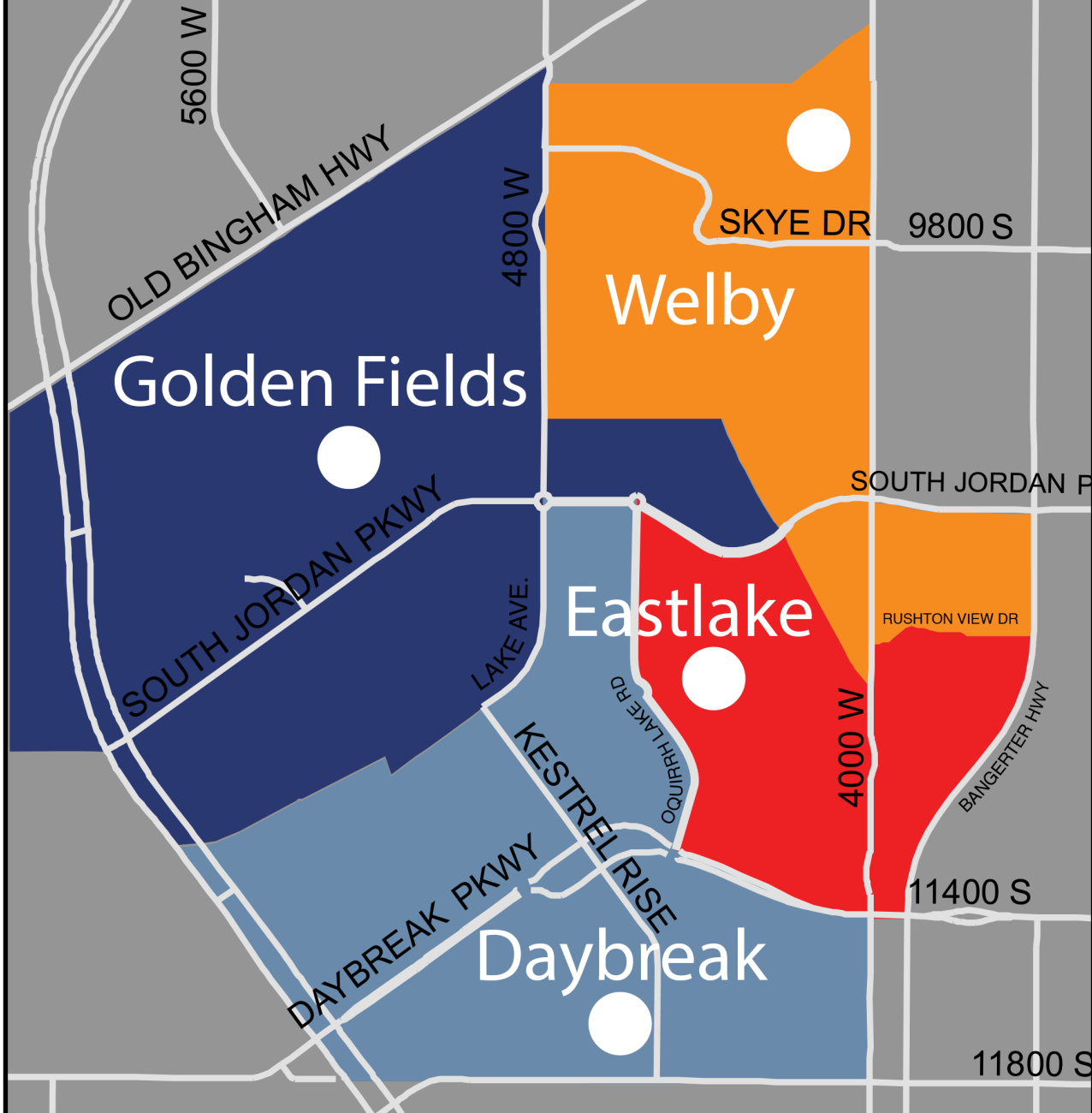
- *"I don't think it's equitable to alter boundaries and especially the schedule for other schools to accommodate the needs of one school."*
- *"Changing back to year round is a mess for parents schedules. I believe that's a bandaid solution."*
- *"We are keeping our fingers crossed for going back to year-round at Eastlake."*
- *"I am in favor of a few of the boundary changes. I am **STRONGLY OPPOSED** to going back to year-round."*
- *"I am a big fan of going year round until we see the new boundaries."*

Option 1

Option 1

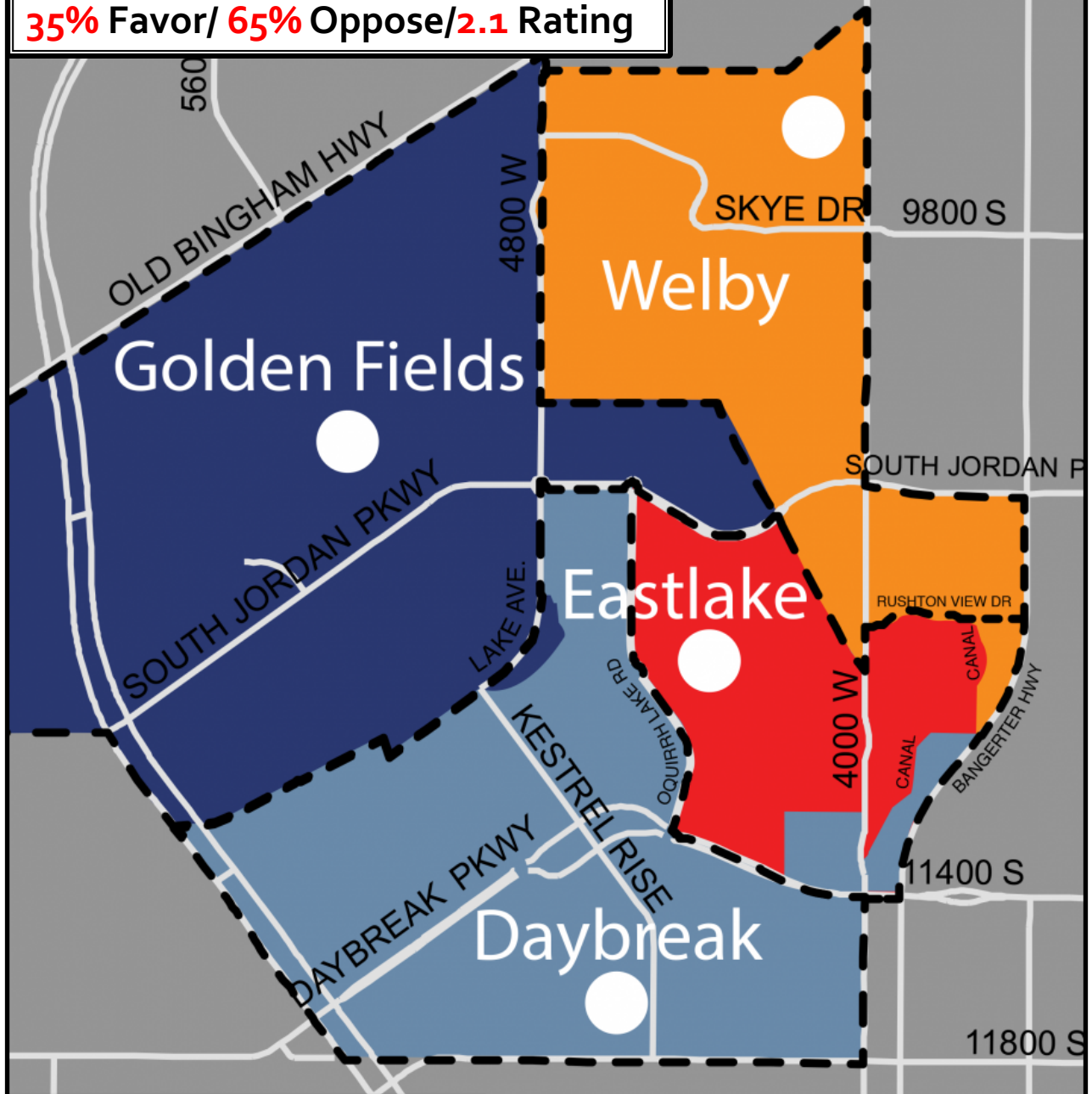
Option 1				
School	Current Capacity w/ Portables	Oct. 1, 2017 Enrollment	Est. Enrollment w/o Changes	Est. Enrollment with Boundary Changes
Daybreak	925	669	691	766
Eastlake	1075	1031	1055	945
Golden Fields	900	684	770	770
Welby	1050	939	917	952

- Moves the students east of the canal in the Rushton Development to Welby Elementary (bus)
- Moves students east of the canal along Tippecanoe Way to Daybreak Elementary (some walk, some bus)
- Moves all students east of 4000 West along Great Neck Dr. and Shinnerock Dr. to Daybreak Elementary (walk)
- Would allow the currently enrolled DLI students to remain at Eastlake Elementary
- Requires students to cross 11400 South either at intersection on 4000 West or under bridge along trail system
- Maintains higher enrollment at Eastlake Elementary
- Moves future undeveloped area near lake into Golden Fields Elementary



Current

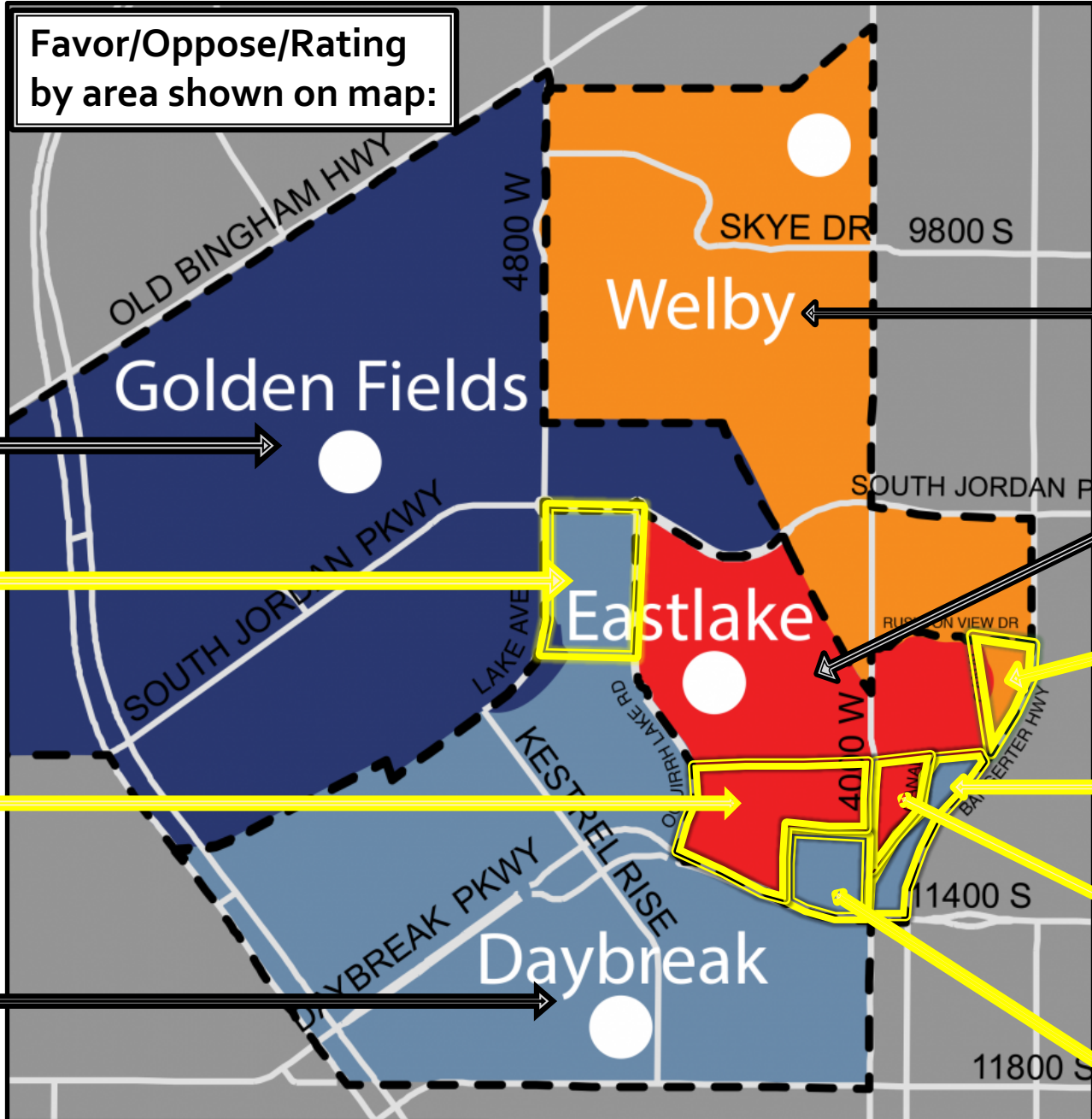
35% Favor/ 65% Oppose/2.1 Rating



Option 1

--- Current Boundaries

Favor/Oppose/Rating
by area shown on map:



11/89/1.6

46/54/2.3

37/63/2.2

30/70/2.4

9/91/1.5

64/36/2.7

0/100/1.0

54/46/2.6

55/45/2.5

13/87/1.3

Option 1

--- Current Boundaries

Option 1 Comments

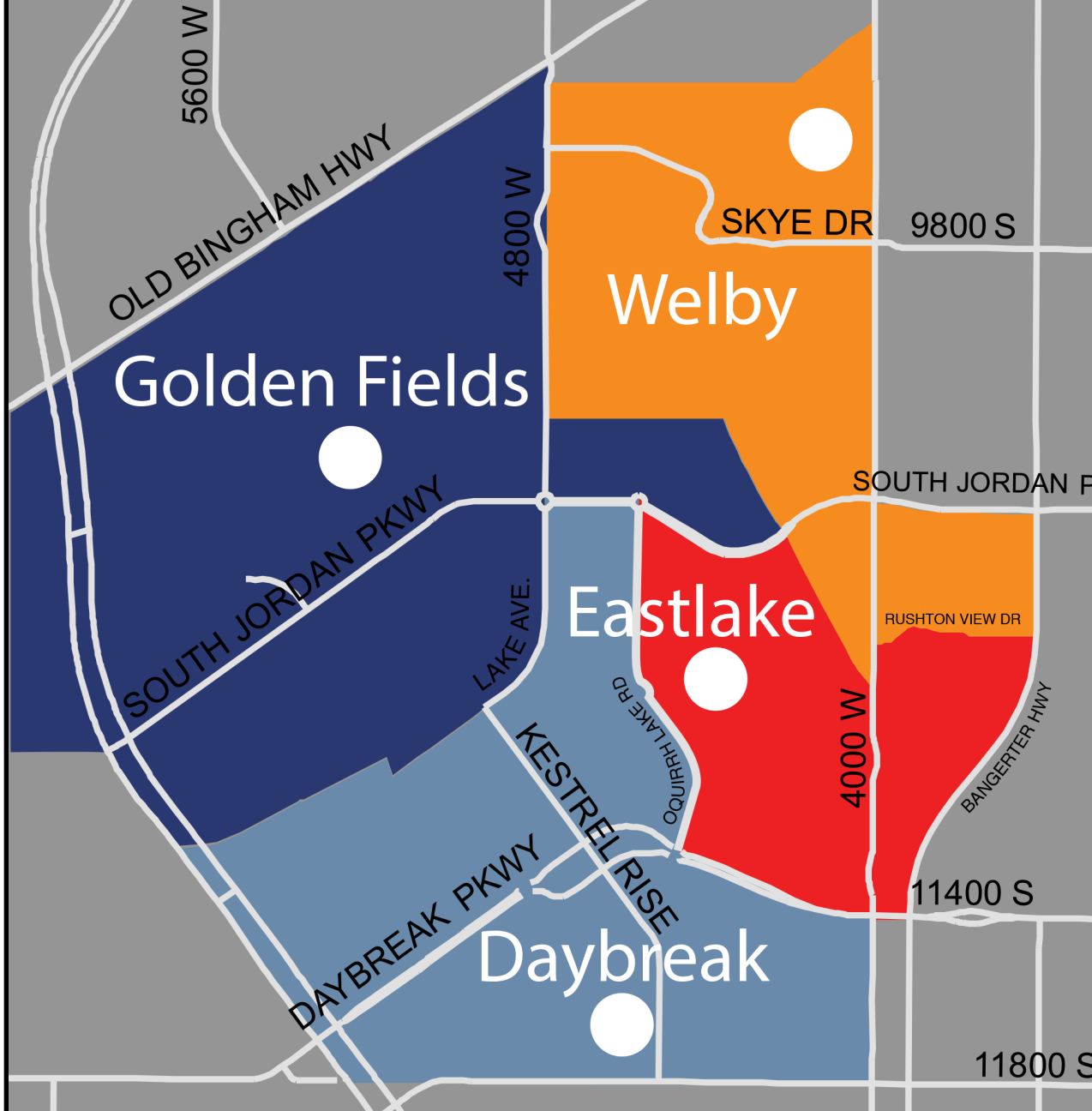
- *"I strongly support option 1. It would ease some pressure from Eastlake, but allow Daybreak to remain a bus-free school."*
- *"Just because of our geological location we are in the minority and small in numbers in comparison to the Daybreak residents fighting for an immediate boundary change."*
- *"Option 1 allows the dual immersion program to remain at Eastlake, and seems to displace the fewest students."*
- *"I would like there to be an option 5. No change until the big district boundary split in 2019. However, would not be opposed if the townhomes in Rushton Meadows went to Welby..."*

Option 2

Option 2

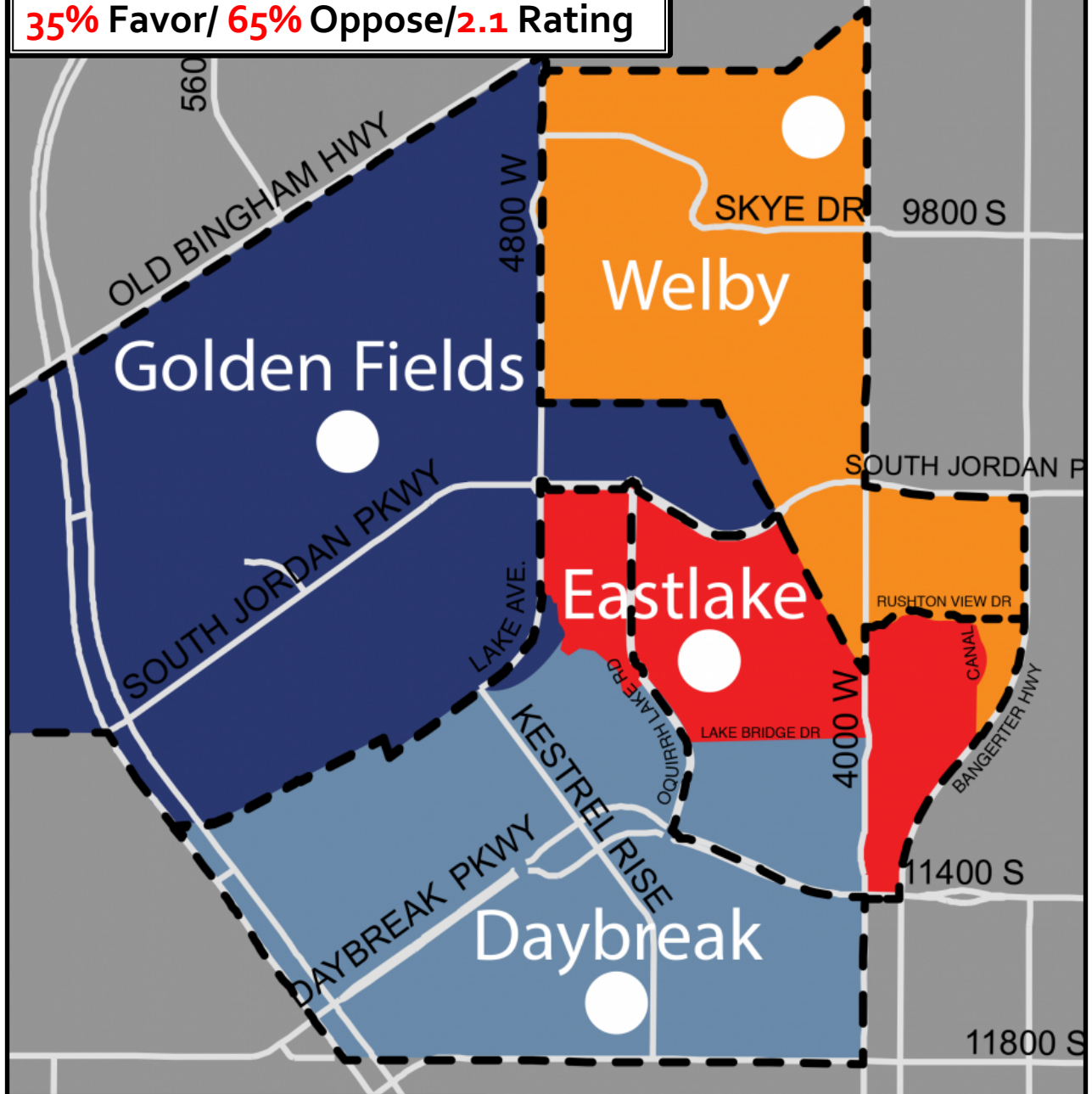
Option 2				
School	Current Capacity w/ Portables	Oct. 1, 2017 Enrollment	Est. Enrollment w/o Changes	Est. Enrollment with Boundary Changes
Daybreak	925	669	691	821
Eastlake	1075	1031	1055	890
Golden Fields	900	684	770	770
Welby	1050	939	917	952

- Moves all students south of Lake Bridge Drive to Daybreak Elementary (walk)
- Moves all students east of 4000 West along Great Neck Dr. and Shinnerock Dr. to Daybreak Elementary (walk)
- All students would be within walking distance to Daybreak Elementary
- All students would cross 11400 South under bridge along the trail system
- Would allow the currently enrolled DLI students to remain at Eastlake Elementary
- Moves the neighborhood west of Oquirrh Lake Rd. out of Daybreak Elementary and into Eastlake Elementary.
- Reduces current enrollment more significantly but adds more growth to the Eastlake Boundary
- Moves future undeveloped area near lake into Golden Fields Elementary



Current

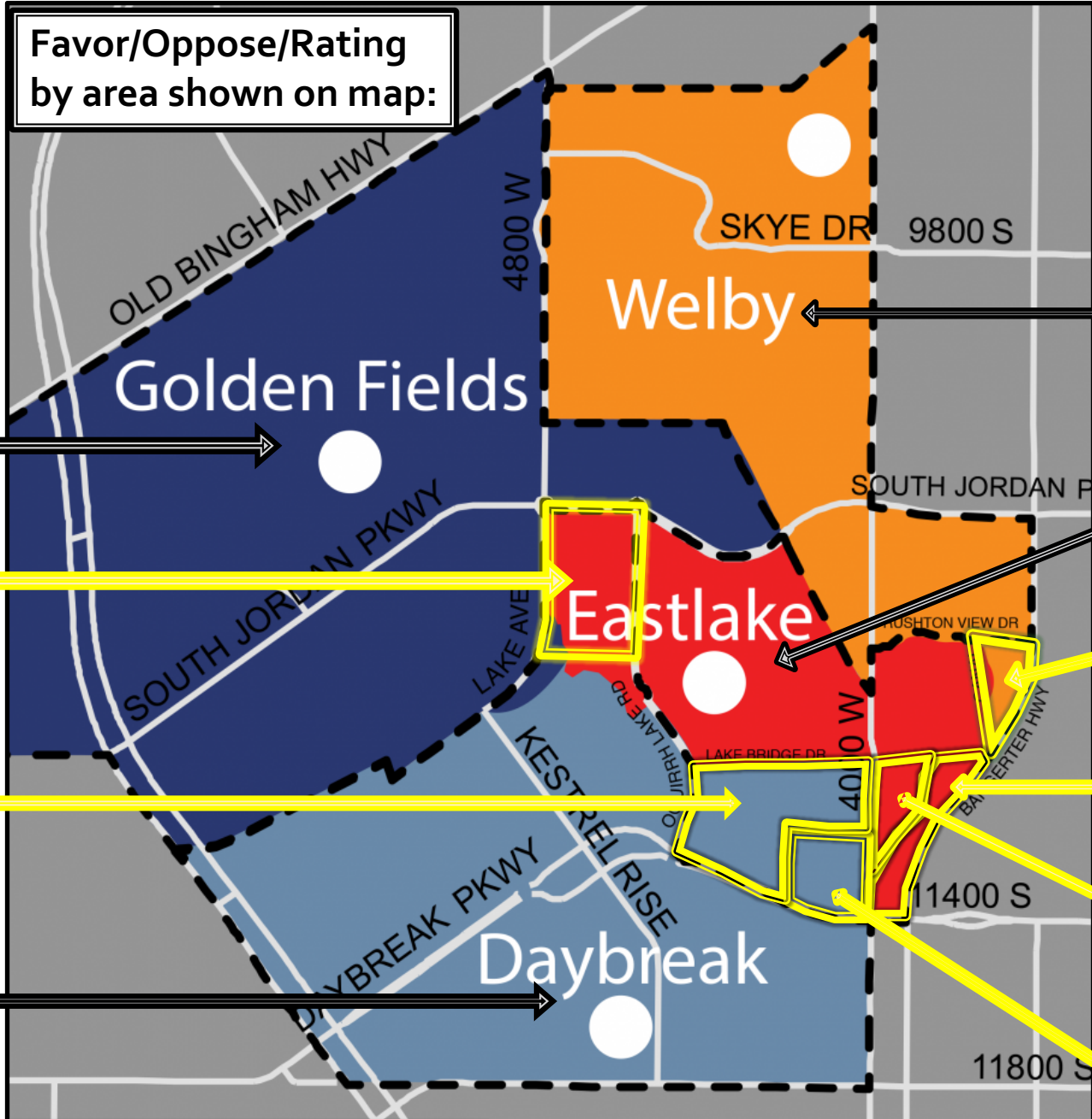
35% Favor/ 65% Oppose/2.1 Rating



Option 2

--- Current Boundaries

Favor/Oppose/Rating
by area shown on map:



76/24/3.0

30/70/2.1

16/84/1.4

36/64/2.2

17/83/1.7

47/43/2.3

27/73/1.8

20/80/1.7

64/36/2.8

03/97/1.3

Option 2

--- Current Boundaries

Option 2 Comments

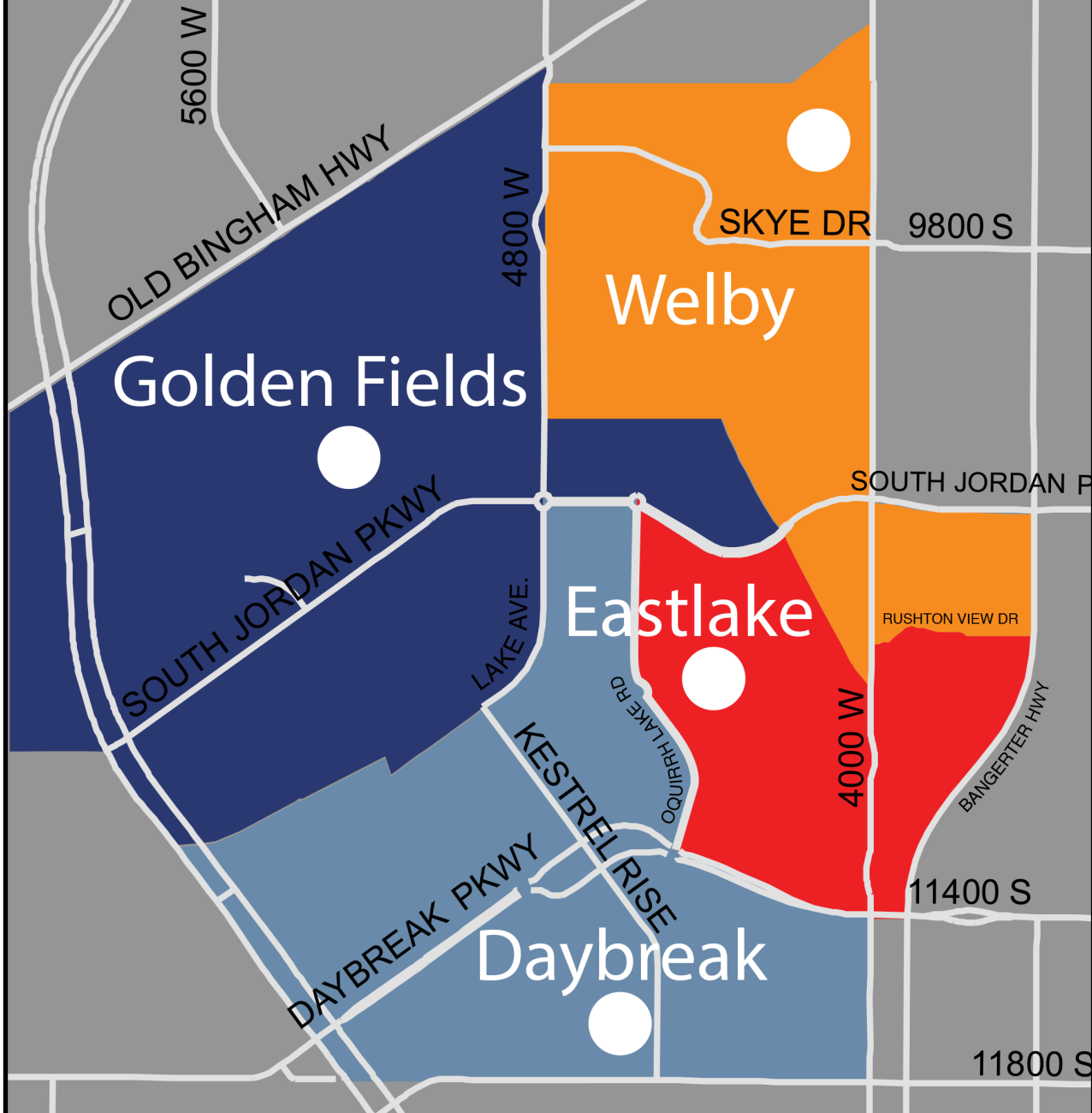
- *"Option 2 is the best alignment for traffic flow and bussing while keeping the traditional calendar."*
- *"We live in Daybreak community and pay premium HOA fee. All kids who live in the Daybreak, should be in the neighborhood school."*
- *"I feel like option 2 is the best option out of the 4 because it brings Eastlake numbers down and seems to even everyone out. I also feel like it moves kids to Daybreak Elementary that would already go to the same middle school..."*
- *"I live in Jordan Heights and I like to think of our neighborhood as The Outsiders. We don't naturally fit into any school boundary and none of the elementary schools want us."*

Option 3

Option 3

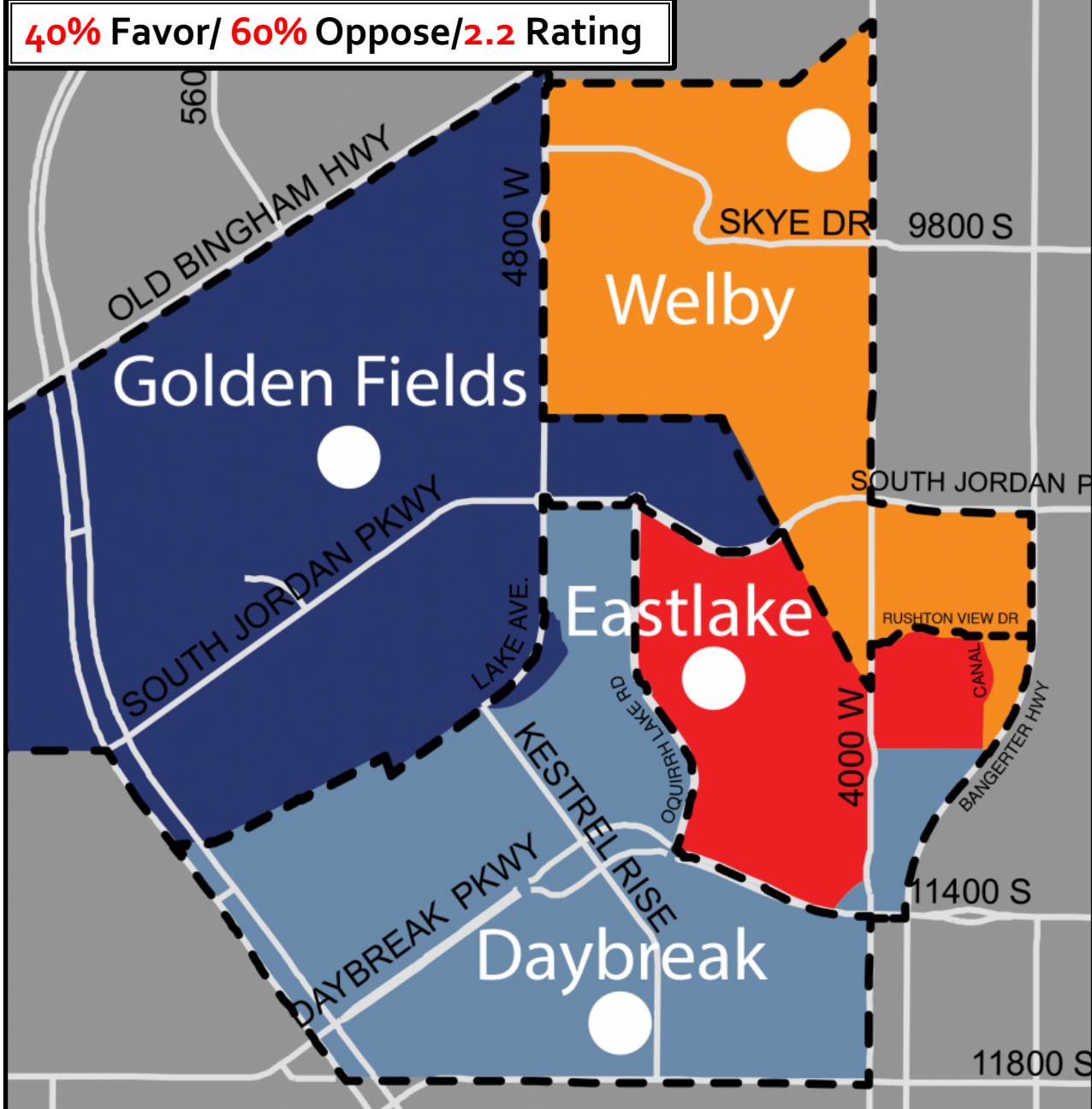
Option 3				
School	Current Capacity w/ Portables	Oct. 1, 2017 Enrollment	Est. Enrollment w/o Changes	Est. Enrollment with Boundary Changes
Daybreak	925	669	691	764
Eastlake	1075	1031	1055	947
Golden Fields	900	684	770	770
Welby	1050	939	917	952

- Moves the students east of the canal in the Rushton Development to Welby Elementary (bus)
- Moves all students east of 4000 West and South facing homes backyard fences on Bethpage Ct. to Daybreak Elementary (some walk, some bus)
- Most students will be within 1.5 mile walking distance to Daybreak but the most northern homes will require a bus
- Would allow the currently enrolled DLI students to remain at Eastlake Elementary
- Reduces current enrollment at Eastlake Elementary with no additional added areas
- Moves future undeveloped area near lake into Golden Fields Elementary



Current

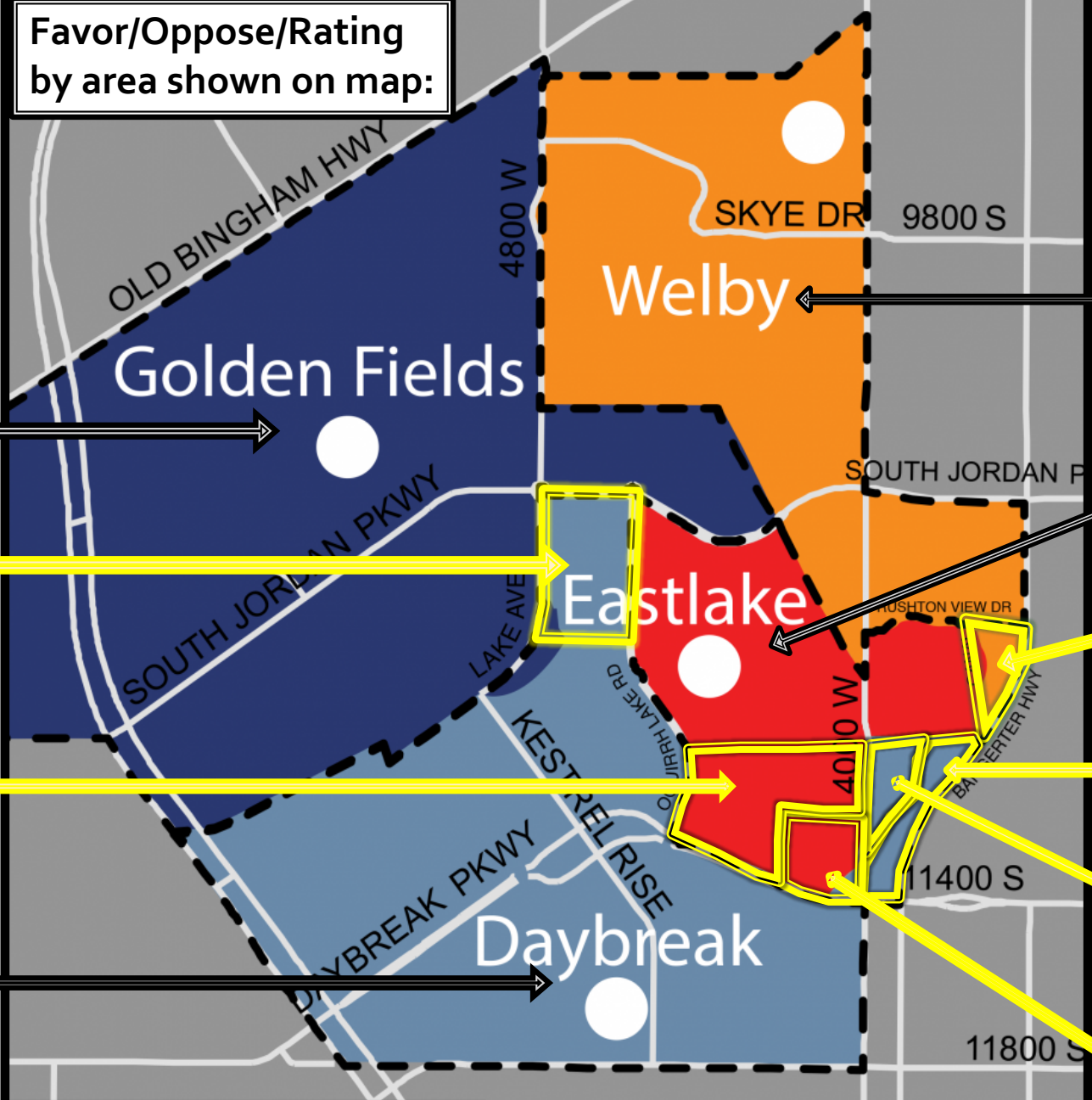
40% Favor/ 60% Oppose/2.2 Rating



Option 3

--- Current Boundaries

Favor/Oppose/Rating
by area shown on map:



59/41/2.5

50/50/2.4

78/22/3.1

56/44/2.6

15/85/1.7

45/55/2.4

18/82/1.6

7/93/1.1

13/87/1.5

47/53/2.3

Option 3

--- Current Boundaries

Option 3 Comments

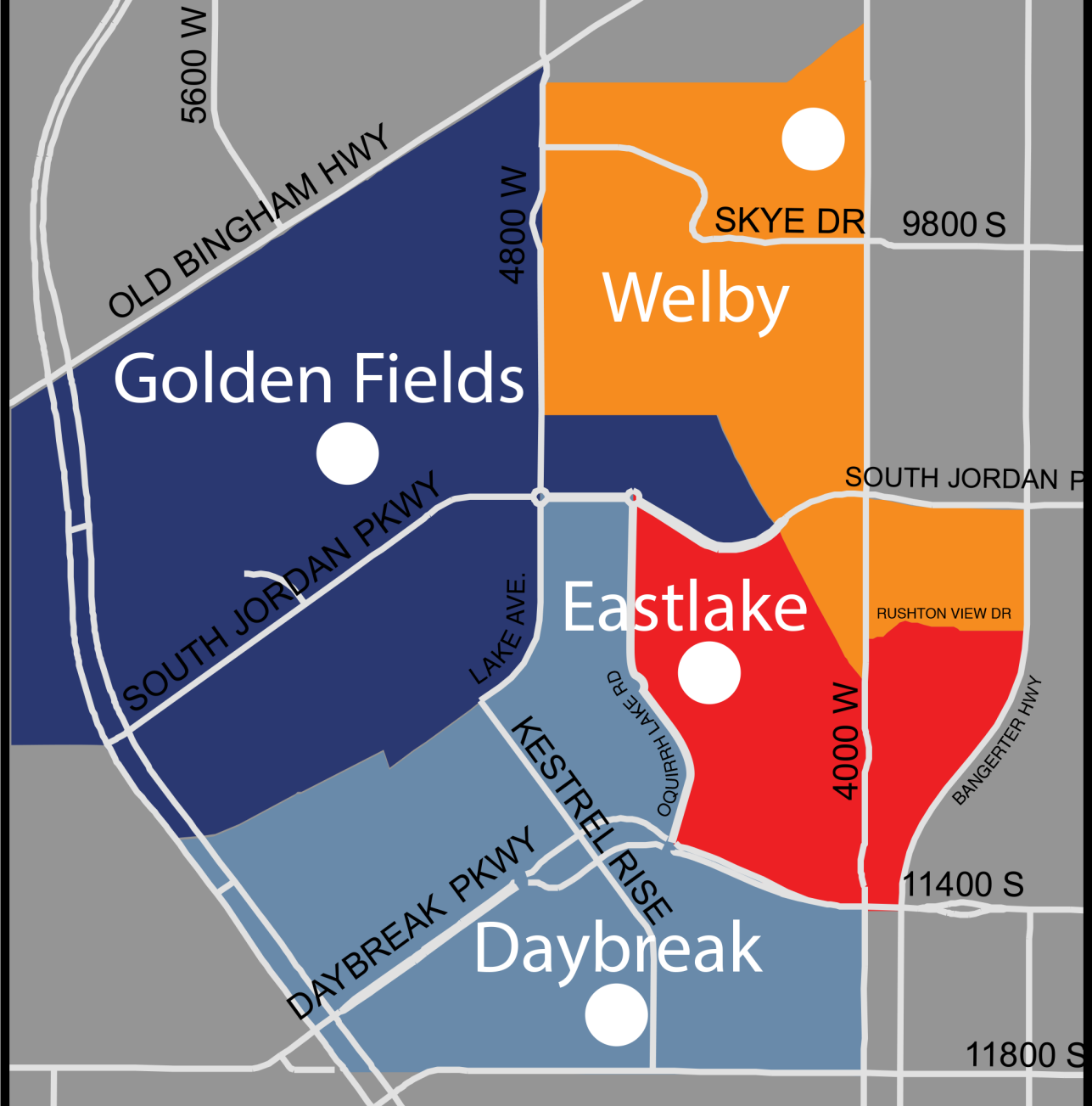
- *"The Eastlake Village of Daybreak should remain at Eastlake Elementary. If someone is within walking distance of a school, they should remain."*
- *"The homes east of 40th west should go to Daybreak Elementary. Why was there an option to cut out my house when I live a 10 minute walk from the school..."*
- *"Personally I live in the single family homes in Rushton Meadows and would love to have the other kids that are in the townhouses in our neighborhood attend Welby, keeping the whole neighborhood at the same school."*
- *"My only request to you is, please weigh the comments and opinions expressed in your survey just as heavily as those expressed in person at these meetings."*

Option 4

Option 4

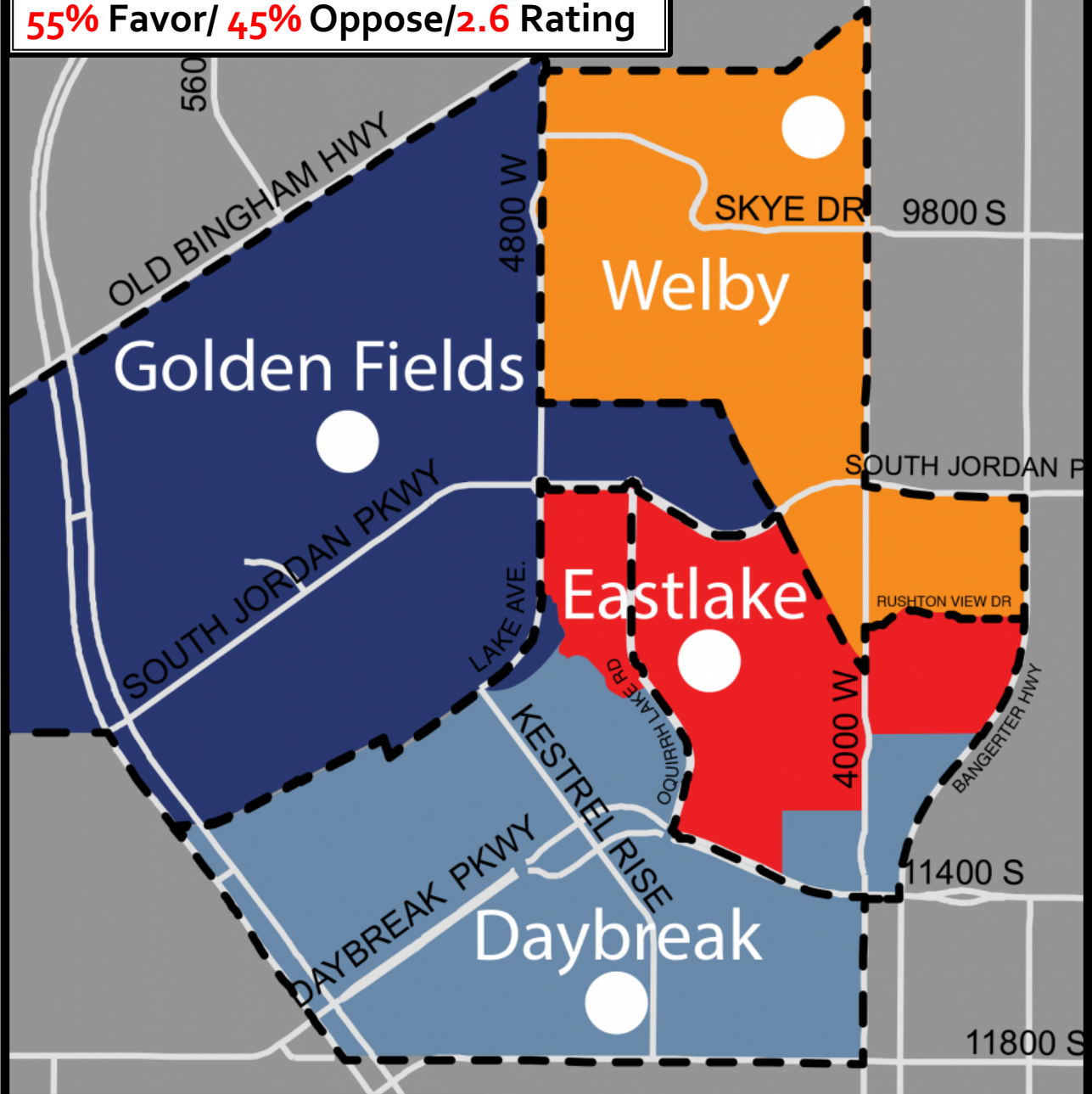
Option 4				
School	Current Capacity w/ Portables	Oct. 1, 2017 Enrollment	Est. Enrollment w/o Changes	Est. Enrollment with Boundary Changes
Daybreak	925	669	691	787
Eastlake	1075	1031	1055	959
Golden Fields	900	684	770	770
Welby	1050	939	917	917

- Moves all students east of 4000 West along Great Neck Dr. and Shinnerock Dr. to Daybreak Elementary (walk)
- Moves all students east of 4000 West and south of Bethpage Ct., including Bethpage Ct., to Daybreak Elementary (some walk, some bus)
- Reduces current enrollment but adds more growth to the Eastlake Boundary
- Moves future undeveloped area near lake into Golden Fields Elementary



Current

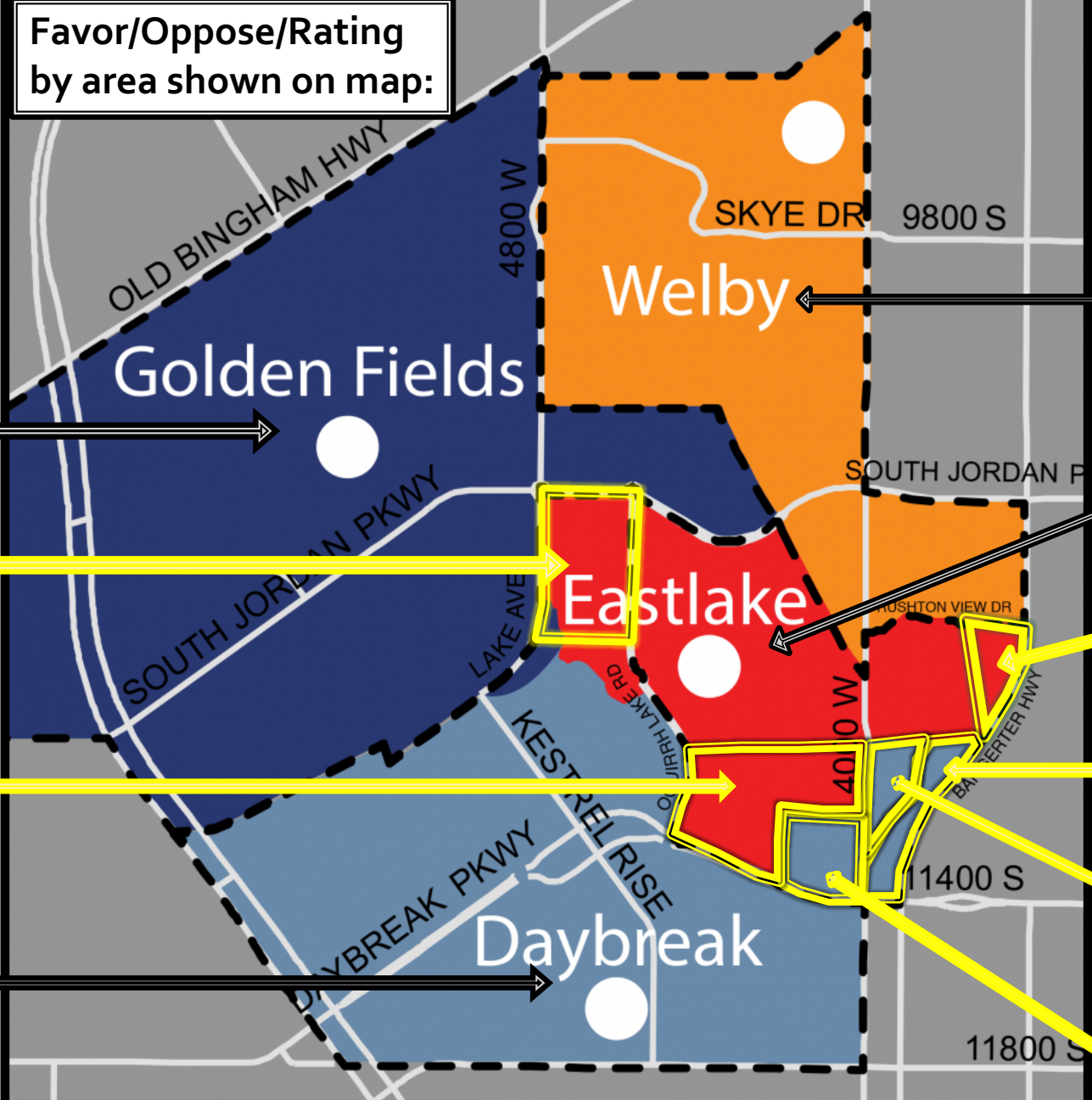
55% Favor/ 45% Oppose/2.6 Rating



Option 4

--- Current Boundaries

Favor/Oppose/Rating
by area shown on map:



90/10/3.6

52/48/2.5

45/55/2.3

40/60/2.3

73/27/3.2

68/32/2.9

0/100/1.0

41/59/2.3

15/85/1.5

09/91/1.3

Option 4

--- Current Boundaries

Option 4 Comments

- *"I strongly favor option 4, with the modification of the Rushton Meadows town homes moving to Welby."*
- *"Leave Eastlake alone for one more year and keep it on a traditional calendar."*
- *"We live on Great Neck Dive and our kids walk every day SAFELY by taking the trail up to Topview. I would not be comfortable having my kids sent to Daybreak Elementary."*
- *"Option 4 is the absolute best IMO because of projected growth numbers and cutting the current north Daybreaks extended boundary that is closest to Eastlake off and putting it in Eastlake. Makes sense by distance for all."*

Employee Response

Employee Responses

Favor/Oppose/Overall Rating

Schools	#	No Change	Year-Round	Option 1	Option 2	Option 3	Option 4
Daybreak	9	No responses	No responses	43/57/2.43	43/57/2.0	14/86/2.0	29/71/2.29
Eastlake	18	80/20/3.07	21/79/1.71	43/57/2.31	44/56/2.31	63/37/2.75	38/62/2.19
Golden Fields	10	No responses	No responses	50/50/2.60	50/50/2.70	70/30/2.80	50/50/2.80
Welby	28	No responses	No responses	0/100/1.36	4/96/1.44	0/100/1.35	92/8/3.50

Board Direction/Questions

JORDAN SCHOOL DISTRICT

FUND 10 - GENERAL

STATEMENT OF REVENUES, EXPENDITURES AND CHANGES IN FUND BALANCES

	Actual 2014-15	Actual 2015-16	Actual 2016-17	December Amended 2017-18	Proposed 2018-19
REVENUES					
Local Sources	\$ 67,597,446	\$ 79,683,534	\$ 84,511,399	\$ 82,366,687	\$ -
State Sources	207,909,276	217,432,316	227,932,411	239,742,020	-
Federal Sources	17,422,527	16,630,764	16,608,010	17,379,628	-
Total Revenues	<u>292,929,249</u>	<u>313,746,614</u>	<u>329,051,820</u>	<u>339,488,335</u>	<u>-</u>
EXPENDITURES					
Instruction	192,123,387	200,689,103	210,067,176	268,448,609	-
Support Services					
Students	10,584,305	11,296,375	11,997,632	12,153,640	-
Instructional Staff	14,387,077	13,246,639	14,231,029	15,641,629	-
General District Administration	1,969,069	2,121,286	2,198,067	2,438,900	-
School Administration	20,508,229	21,317,489	21,906,876	23,681,379	-
Business	3,715,867	3,246,676	3,266,673	3,483,439	-
Operation & Maintenance of Facilities	31,394,721	32,543,189	32,791,320	37,208,542	-
Student Transportation	10,955,155	11,307,750	11,607,846	13,034,424	-
Personnel, Planning and Data Processing	6,888,450	7,265,266	7,293,357	8,203,600	-
Total Expenditures	<u>292,526,260</u>	<u>303,033,773</u>	<u>315,359,976</u>	<u>384,294,162</u>	<u>-</u>
Excess (Deficiency) of Revenues Over Expenditures	402,989	10,712,841	13,691,844	(44,805,827)	-
Other Financing Sources (Uses)					
Interfund Transfer Out	(165,437)	(171,461)	(175,023)	(181,578)	-
Fund Balance, Beginning of Year	<u>133,841,240</u>	<u>134,078,792</u>	<u>144,620,172</u>	<u>158,136,993</u>	<u>113,149,588</u>
Ending Fund Balance	<u>\$ 134,078,792</u>	<u>\$ 144,620,172</u>	<u>\$ 158,136,993</u>	<u>\$ 113,149,588</u>	<u>\$ 113,149,588</u>
FUND BALANCE					
Nonspendable					
Inventories	\$ 1,154,094	\$ 1,062,366	\$ 1,048,049	\$ -	\$ -
Restricted for					
Programs	3,712,550	6,010,166	5,733,128	-	-
Committed to					
Contractual Obligations	894,790	1,842,647	2,296,770	-	-
Economic Stabilization	16,000,000	16,700,000	17,400,000	-	-
Compensated Absences	3,054,256	3,225,151	3,621,259	-	-
Retiree Benefits	57,115,248	52,528,487	48,945,833	-	-
West Jordan Feeder	-	-	4,358,914	-	-
Assigned to					
Educational Programs	5,381,488	6,797,029	6,483,836	-	-
Personnel	24,294,623	19,950,186	31,178,576	-	-
Unassigned	22,471,743	36,504,140	37,070,628	-	-
Total Fund Balance	<u>\$ 134,078,792</u>	<u>\$ 144,620,172</u>	<u>\$ 158,136,993</u>	<u>\$ -</u>	<u>\$ -</u>



SUMMARY REPORT 2016-17

DR. PATRICE A. JOHNSON, SUPERINTENDENT OF SCHOOLS

DECEMBER 12, 2017

STRATEGIC PLANNING MATRIX

Students in Jordan School District will reach their potential to achieve academically,
prosper economically, and contribute to society.
ELEMENTARY



Ends Policy 401 – Student Achievement

The Board recognizes that providing a quality education for students includes ensuring that a variety of opportunities are made available at all levels to students such as STEM, music, art, physical education, leadership, character education, etc. at all levels. Additionally, the Board of Education believes in the importance of student growth and progress and supports assessment practices that inform instruction to meet the needs of all learners in every field of opportunity. Information on the breadth of educational opportunities as well as student growth measurements will be disseminated in multiple formats to school community groups, parents, and school leaders.

<u>Expectation</u>	<u>Action Steps</u> (Plan)	<u>Monitoring</u>	<u>Professional Development</u>	<u>Resources</u>
<p>Student Growth and Achievement will be measured by:</p> <p>DIBELS (grade 3) Percentage of District's elementary schools whose most recent year's 3rd grade End of Year percentage > 90%, or > than the prior year's 3rd grade EOY percentage on benchmark.</p>	<p>(1) Professional Learning Communities will be collaborative, data driven, common formative assessments are developed and utilized to inform instructional decisions.</p> <p>(2) The DIBELS progress monitoring tool will be used K-3 grades to monitor the growth of students who are below and well below DIBELS benchmark levels, unless an educator can demonstrate the consistent use of another monitoring tool that evidences student growth.</p>	<p>(1) K-3 Teachers will provide evidence of DIBELS data being used in PLCs at least monthly to make instructional decisions for Tier 1 and interventions.</p> <p>(2) K-3 Teachers will provide the results of monitoring of students performing at below level or well below level to their principal at a minimum of once every three weeks.</p> <p>(3) Principals will share evidence of monitoring of students performing at below level or well below level to the appropriate Administrator of Schools at a minimum of every other month.</p>	<p>(1) Using DIBELS data to inform instruction training will be provided by the District and available upon request by individual schools or grade level teams. Training will be available online using the Canvas as the LMS and face-to-face.</p> <p>(2) Training on implementing and using the DIBELS monitoring system will be provided by the District and available upon request by individual schools or grade level teams and online using Canvas as the LMS and face-to face.</p>	<p>Current: District Literacy Team, USBE training opportunities, District and site-based PLC training, District leadership training</p>

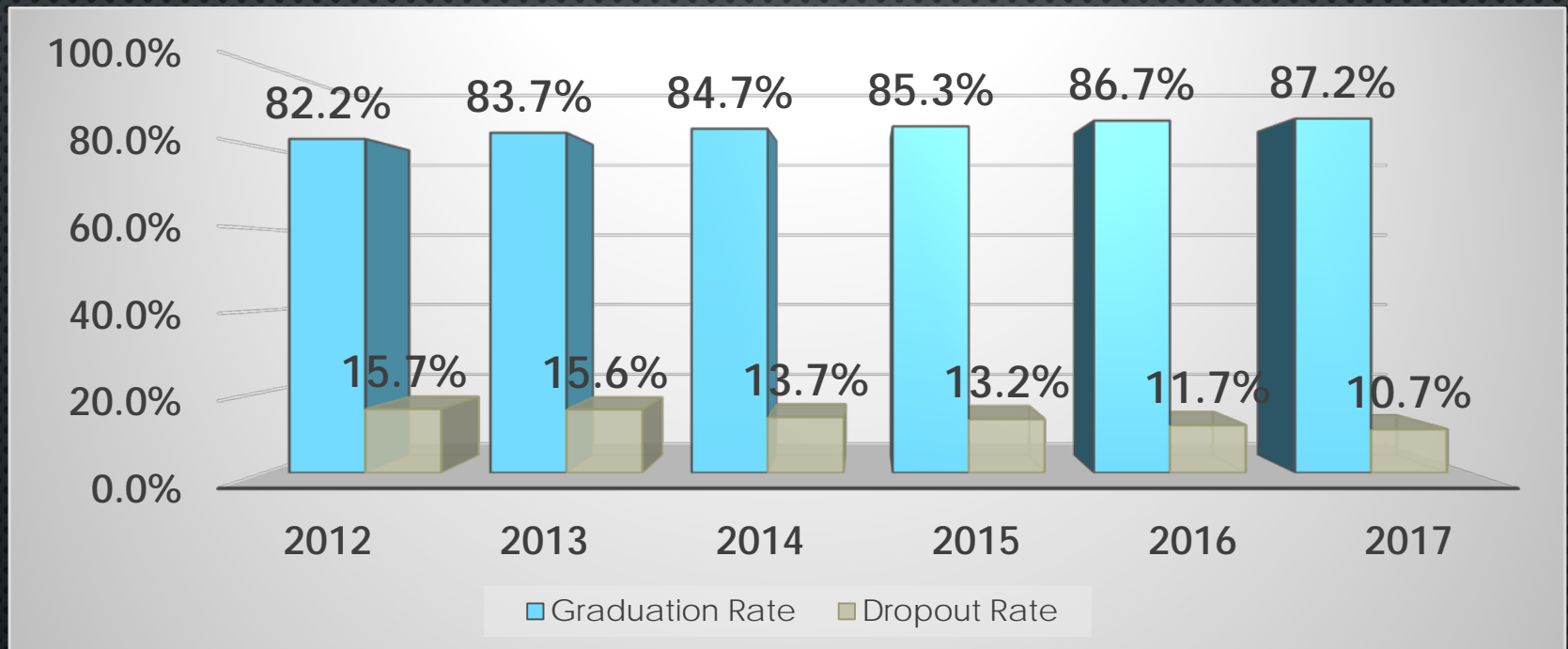
ENDS 401
STUDENT ACHIEVEMENT



STUDENT ACHIEVEMENT CELEBRATIONS

	Goal	JSD
DIBELS	EOY benchmark greater than prior year	22 schools or 64.7% increased
ACT	>20% of students taking ACT met all four benchmarks	AND 20.3 average composite score
Concurrent Enrollment	Increase participation over prior year	Increased by 37 students and 1,217 credits
Advanced Placement	67.2% of AP tests passed with 3+	66.3% passed with 1,090 more exams
CTE Certifications	State target of 74.25%	90.32% of students passed skills test

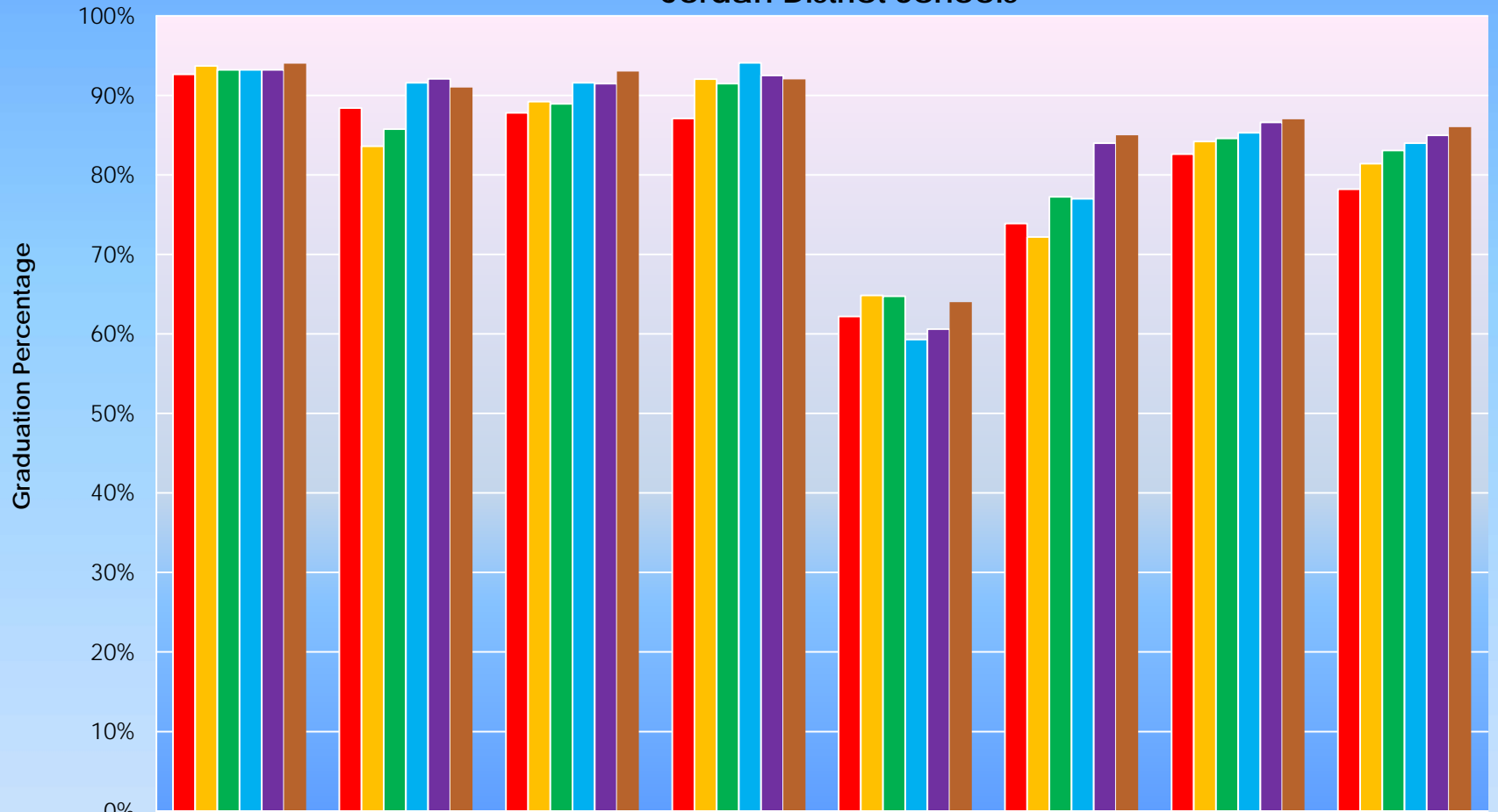
GRADUATION AND DROPOUT RATES 2012-2017



High School 2017 Grad Rates

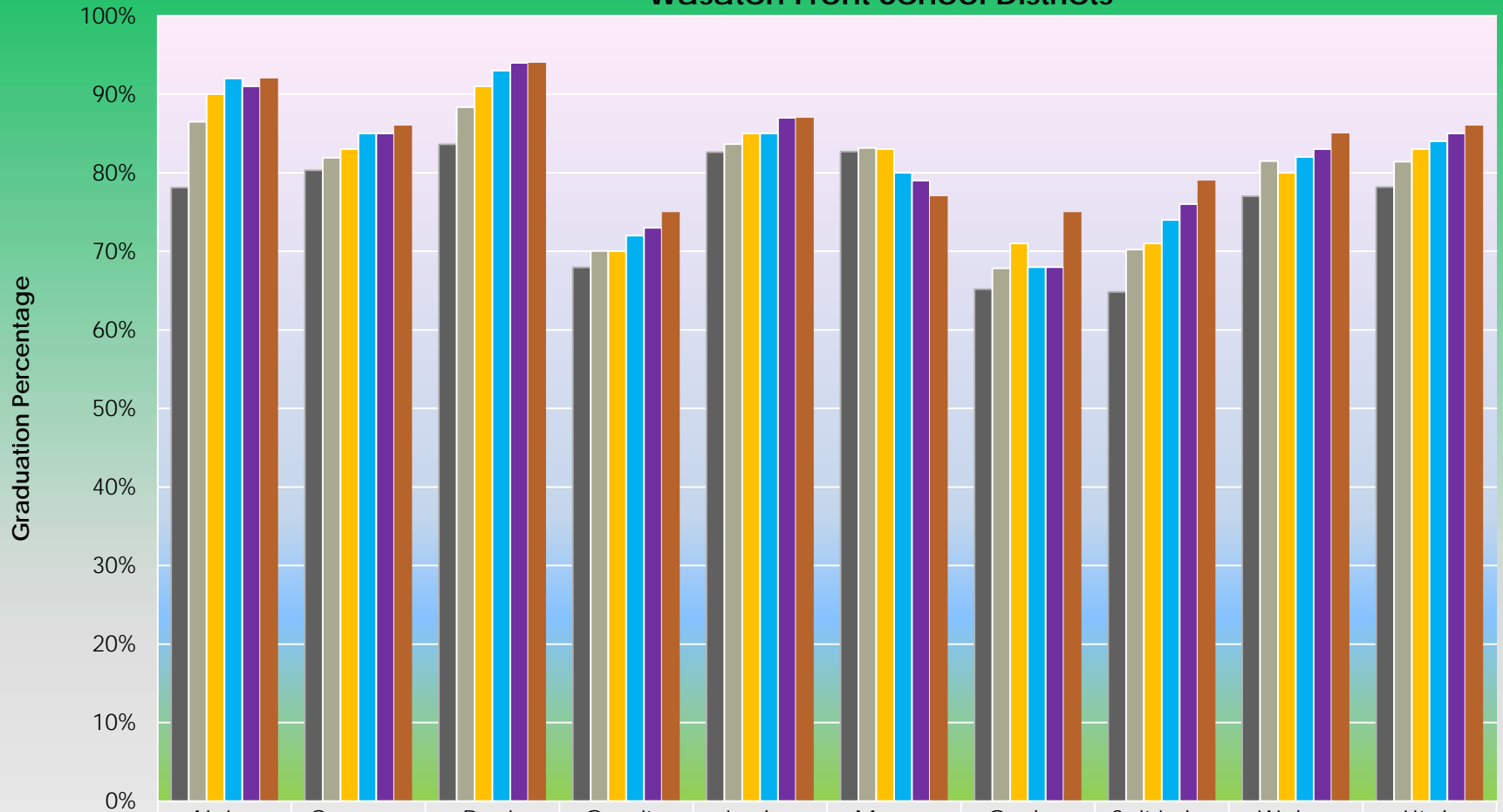
School	Graduation Outcome	
	Dropout	Graduate
BINGHAM HIGH	4.4%	94.4%
COPPER HILLS HIGH	7.2%	91.5%
HERRIMAN HIGH	5.8%	92.5%
RIVERTON HIGH	6.2%	92.0%
VALLEY HIGH SCHOOL	34.1%	63.9%
WEST JORDAN HIGH	13.1%	84.7%
JSD	10.7%	87.2%

2012, 2013, 2014, 2015, 2016 and 2017 Graduation Rate Comparisons Jordan District Schools



	Bingham High	Copper Hills High	Herriman High	Riverton High	Valley High	West Jordan High	Jordan District	Utah
2012 Grad Rate	93%	88%	88%	87%	62%	74%	83%	78%
2013 Grad Rate	94%	84%	89%	92%	65%	72%	84%	81%
2014 Grad Rate	93%	86%	89%	92%	65%	77%	85%	83%
2015 Grad Rate	93%	92%	92%	94%	59%	77%	85%	84%
2016 Grad Rate	93%	92%	92%	93%	61%	84%	87%	85%
2017 Grad Rate	94%	91%	93%	92%	64%	85%	87%	86%

2012, 2013, 2014, 2015, 2016 and 2017 Graduation Rate Comparisons Wasatch Front School Districts



	Alpine	Canyons	Davis	Granite	Jordan	Murray	Ogden	Salt Lake	Weber	Utah
2012 Grad Rate	78%	80%	84%	68%	83%	83%	65%	65%	77%	78%
2013 Grad Rate	86%	82%	88%	70%	84%	83%	68%	70%	81%	81%
2014 Grad Rate	90%	83%	91%	70%	85%	83%	71%	71%	80%	83%
2015 Grad Rate	92%	85%	93%	72%	85%	80%	68%	74%	82%	84%
2016 Grad Rate	91%	85%	94%	73%	87%	79%	68%	76%	83%	85%
2017 Grad Rate	92%	86%	94%	75%	87%	77%	75%	79%	85%	86%

COST PER STUDENT VS. GRADUATION RATES

District	Expenditures per Pupil ¹
Ogden	\$8,229
Salt Lake	\$7,731
Canyons	\$7,082
Granite	\$6,937
Murray	\$6,411
Davis	\$6,188
Weber	\$6,177
Alpine	\$5,832
Jordan	\$5,821

District	Graduation Rate ²
Davis	94.3%
Alpine	92.4%
Jordan	87.2%
Canyons	85.8%
Weber	85.0%
Salt Lake	78.6%
Murray	76.6%
Ogden	75.2%
Granite	74.9%



¹ Current Expenditures per Pupil in Fall Enrollment (includes Instruction, Support Services, Non-instructional Services, and Direct Program Support. Excluded are Property and Support for Private School Students.) as compiled by the Utah Taxpayers Association for 2015-16 (most current year available)

² Statistics provided by Utah State Board of Education for Spring 2017

ENDS 402
EMPOWERING EMPLOYEES



ENDS 403
CUSTOMER SERVICE



ENDS 404
SAFETY & SECURITY



EVERY CHILD, EVERY DAY



