

Finance Committee Meeting

Friday, June 10, 2022 7:00 AM Central

Boardroom at 1700 14th Avenue
1700 14th Ave
Nebraska City, NE 68410

1. Call to Order
2. Monthly Financials
3. TAN refinance
4. Activity Account Transfer
5. 2022-23 Athletic Budget
6. Food Service Management Company Contract Renewal for 2022-23
7. Food Service anticipated budget for 22-23
8. Supplemental Rates-Food Service
9. After School Club hourly rates
10. Insurance RFP process - (all committees)
11. Reasonable and Practical - (all committees)
12. SEL - (all committees)
13. Insurance RFP - Alicap presentation
14. Next Meeting, Date and Time, Friday, July 8 at 7:00 am EMC, AIG at 8:015 am
15. Adjournment

| Account Number | Account Description | Revised Budget | Expended During Month | Expenditures to Date | % of Budget | Balance at EOM |
|---------------------|--|----------------|-----------------------|----------------------|-------------|----------------|
| 01 | General Fund | | | | | |
| 1100 | REGULAR INSTRUCTION | | | | | |
| 01 1100 111 001 | HS Certified Salary | 1,450,000.00 | 108,311.35 | 1,086,053.36 | 74.90 | 363,946.64 |
| 01 1100 111 002 | MS Certified Salary | 715,500.00 | 48,345.34 | 498,011.98 | 69.60 | 217,488.02 |
| 01 1100 111 004 | NS Certified Salary | 615,500.00 | 32,060.53 | 322,419.74 | 52.38 | 293,080.26 |
| 01 1100 111 006 | HW Certified Salary | 560,000.00 | 36,690.55 | 366,905.50 | 65.52 | 193,094.50 |
| 111 | CERTIFIED SALARIES | 3,341,000.00 | 225,407.77 | 2,273,390.58 | 68.05 | 1,067,609.42 |
| 01 1100 112 001 | HS Paraeducator Salary | 30,500.00 | 1,530.12 | 13,542.02 | 44.40 | 16,957.98 |
| 01 1100 112 002 | MS Paraeducator Salary | 0.00 | 0.00 | 0.00 | 0.00 | 0.00 |
| 01 1100 112 004 | NS Paraeducator Salary | 0.00 | 0.00 | 0.00 | 0.00 | 0.00 |
| 01 1100 112 006 | HW Paraeducator Salary | 0.00 | 0.00 | 0.00 | 0.00 | 0.00 |
| 01 1100 112 001 019 | Para C19 Salaries | 0.00 | 0.00 | 0.00 | 0.00 | 0.00 |
| 112 | PARA SALARIES | 30,500.00 | 1,530.12 | 13,542.02 | 44.40 | 16,957.98 |
| 01 1100 120 001 | HS Non Staff Addendum | 25,000.00 | 0.00 | 27,826.52 | 111.31 | (2,826.52) |
| 01 1100 120 002 | MS Non Staff Addendum | 10,000.00 | 0.00 | 1,962.13 | 19.62 | 8,037.87 |
| 120 | SUBSTITUTE OR TEMPORARY SALARIES | 35,000.00 | 0.00 | 29,788.65 | 85.11 | 5,211.35 |
| 01 1100 122 001 | HS Para Sub Salary | 1,000.00 | 0.00 | 379.53 | 37.95 | 620.47 |
| 01 1100 122 002 | MS Para Sub Salary | 0.00 | 0.00 | 0.00 | 0.00 | 0.00 |
| 01 1100 122 004 | NS Para Sub Salary | 0.00 | 0.00 | 106.59 | 0.00 | (106.59) |
| 01 1100 122 006 | HW Para Sub Salary | 0.00 | 0.00 | 0.00 | 0.00 | 0.00 |
| 122 | PARA SUBSTITUTE SALARIES | 1,000.00 | 0.00 | 486.12 | 48.61 | 513.88 |
| 01 1100 123 001 | HS Certified Substitute | 56,000.00 | 3,915.00 | 39,392.71 | 70.34 | 16,607.29 |
| 01 1100 123 002 | MS Certified Substitute | 40,000.00 | 4,539.90 | 14,086.20 | 35.22 | 25,913.80 |
| 01 1100 123 004 | NS Certified Substitute | 22,000.00 | 1,667.50 | 12,905.00 | 58.66 | 9,095.00 |
| 01 1100 123 006 | HW Certified Substitute | 36,000.00 | 2,687.50 | 7,748.00 | 21.52 | 28,252.00 |
| 123 | CERTIFIED SUBSTITUTE SALARIES | 154,000.00 | 12,809.90 | 74,131.91 | 48.14 | 79,868.09 |
| 01 1100 132 001 | HS Para Overtime | 0.00 | 0.00 | 0.00 | 0.00 | 0.00 |
| 01 1100 132 002 | MS Para Overtime | 0.00 | 0.00 | 0.00 | 0.00 | 0.00 |
| 01 1100 132 004 | NS Para Overtime | 0.00 | 0.00 | 0.00 | 0.00 | 0.00 |
| 01 1100 132 006 | HW Para Overtime | 0.00 | 0.00 | 0.00 | 0.00 | 0.00 |
| 132 | PARA OVERTIME | 0.00 | 0.00 | 0.00 | 0.00 | 0.00 |
| 01 1100 151 001 | HS Cert. Additional Comp | 15,000.00 | 2,372.35 | 17,714.75 | 118.10 | (2,714.75) |
| 01 1100 151 002 | MS Cert. Additional Comp | 38,000.00 | 120.00 | 220.00 | 0.58 | 37,780.00 |
| 01 1100 151 004 | NS Cert. Additional Comp | 200.00 | 0.00 | 0.00 | 0.00 | 200.00 |
| 01 1100 151 006 | HW Cert. Additional Comp | 500.00 | 0.00 | 1.25 | 0.25 | 498.75 |
| 01 1100 151 001 201 | HS Sports/Activity Cert Addendum | 175,500.00 | 12,560.64 | 125,353.70 | 71.43 | 50,146.30 |
| 01 1100 151 002 202 | MS Sports/Activity Cert. Addendum | 45,000.00 | 3,565.23 | 35,503.65 | 78.90 | 9,496.35 |
| 151 | CERTIFIED ADDT'L COMPENSATION | 274,200.00 | 18,618.22 | 178,793.35 | 65.21 | 95,406.65 |
| 01 1100 152 001 | HS Sports/Activity Classified Addendum | 0.00 | 0.00 | 0.00 | 0.00 | 0.00 |
| 01 1100 152 002 | MS Sports/Activity Classified Addendum | 5,000.00 | 0.00 | 6,778.25 | 135.57 | (1,778.25) |
| 152 | PARA ADDT'L COMPENSATION | 5,000.00 | 0.00 | 6,778.25 | 135.57 | (1,778.25) |
| 01 1100 211 001 | HS Cert Group Ins | 425,000.00 | 34,414.25 | 320,367.49 | 75.38 | 104,632.51 |
| 01 1100 211 002 | MS Cert Group Ins | 220,000.00 | 15,536.71 | 144,111.43 | 65.51 | 75,888.57 |
| 01 1100 211 004 | NS Cert Group Ins | 195,000.00 | 10,313.33 | 92,819.97 | 47.60 | 102,180.03 |
| 01 1100 211 006 | HW Cert Group Ins | 190,000.00 | 15,196.51 | 136,768.59 | 71.98 | 53,231.41 |
| 211 | CERTIFIED GROUP INSURANCE | 1,030,000.00 | 75,460.80 | 694,067.48 | 67.39 | 335,932.52 |
| 01 1100 212 001 | HS Para Group Insurance | 150.00 | 4.18 | 541.92 | 361.28 | (391.92) |
| 01 1100 212 002 | MS Para Group Insurance | 0.00 | 0.00 | 0.00 | 0.00 | 0.00 |
| 01 1100 212 004 | NS Para Group Insurance | 0.00 | 0.00 | 0.00 | 0.00 | 0.00 |
| 01 1100 212 006 | HW Para Group Insurance | 0.00 | 0.00 | 0.00 | 0.00 | 0.00 |
| 01 1100 212 001 019 | Para Group Ins C 19 | 0.00 | 0.00 | 0.00 | 0.00 | 0.00 |
| 212 | PARA GROUP INSURANCE | 150.00 | 4.18 | 541.92 | 361.28 | (391.92) |
| 01 1100 220 001 | Non Staff FICA/Medicare | 1,900.00 | 0.00 | 2,128.75 | 112.04 | (228.75) |
| 01 1100 220 002 | Non Staff FICA/Medicare | 800.00 | 0.00 | 150.10 | 18.76 | 649.90 |
| 220 | FICA/MEDICARE | 2,700.00 | 0.00 | 2,278.85 | 84.40 | 421.15 |

06/07/2022 07:21 AM

Regular; Processing Month 05/2022; Fund Number 01

User ID: WIECBREN

| Account Number | Account Description | Revised Budget | Expended During Month | Expenditures to Date | % of Budget | Balance at EOM |
|---------------------|------------------------------------|----------------|-----------------------|----------------------|-------------|----------------|
| 01 1100 221 001 | HS Cert FICA/Medicare | 110,900.00 | 8,313.25 | 83,266.43 | 75.08 | 27,633.57 |
| 01 1100 221 002 | MS Cert FICA/Medicare | 54,700.00 | 3,667.37 | 37,794.72 | 69.09 | 16,905.28 |
| 01 1100 221 004 | NS Cert FICA/Medicare | 47,100.00 | 2,398.69 | 24,127.36 | 51.23 | 22,972.64 |
| 01 1100 221 006 | HW Cert FICA/Medicare | 42,800.00 | 2,732.98 | 27,405.55 | 64.03 | 15,394.45 |
| 01 1100 221 001 201 | Cert FICA/Med Addendum | 13,400.00 | 945.84 | 9,453.20 | 70.55 | 3,946.80 |
| 01 1100 221 002 202 | Cert FICA/Medicare Addendum | 3,400.00 | 268.70 | 2,679.62 | 78.81 | 720.38 |
| 221 | CERTIFIED FICA/MEDICARE | 272,300.00 | 18,326.83 | 184,726.88 | 67.84 | 87,573.12 |
| 01 1100 222 001 | HS Para FICA/Medicare | 2,420.00 | 117.06 | 1,065.00 | 44.01 | 1,355.00 |
| 01 1100 222 002 | MS Para FICA/Medicare | 380.00 | 0.00 | 518.53 | 136.46 | (138.53) |
| 01 1100 222 004 | NS Para FICA/Medicare | 0.00 | 0.00 | 8.16 | 0.00 | (8.16) |
| 01 1100 222 006 | HW Para FICA/Medicare | 0.00 | 0.00 | 0.00 | 0.00 | 0.00 |
| 01 1100 222 001 019 | Para FICA/Medicare C19 | 0.00 | 0.00 | 0.00 | 0.00 | 0.00 |
| 222 | PARA FICA/MEDICARE | 2,800.00 | 117.06 | 1,591.69 | 56.85 | 1,208.31 |
| 01 1100 223 001 | HS Cert Sub FICA/Medicare | 4,300.00 | 299.52 | 3,036.65 | 70.62 | 1,263.35 |
| 01 1100 223 002 | MS Cert Sub FICA/Medicare | 3,100.00 | 347.29 | 1,077.65 | 34.76 | 2,022.35 |
| 01 1100 223 004 | NS Cert Sub FICA/Medicare | 1,700.00 | 127.56 | 987.26 | 58.07 | 712.74 |
| 01 1100 223 006 | HW Cert Sub FICA/Medicare | 2,800.00 | 205.61 | 592.77 | 21.17 | 2,207.23 |
| 223 | CERTIFIED SUBSTITUTE FICA/MEDICARE | 11,900.00 | 979.98 | 5,694.33 | 47.85 | 6,205.67 |
| 01 1100 231 001 | HS Certified Retirement | 143,100.00 | 10,933.09 | 109,329.11 | 76.40 | 33,770.89 |
| 01 1100 231 002 | MS Certified Retirement | 70,600.00 | 4,787.30 | 49,275.83 | 69.80 | 21,324.17 |
| 01 1100 231 004 | NS Certified Retirement | 60,700.00 | 3,166.87 | 31,893.88 | 52.54 | 28,806.12 |
| 01 1100 231 006 | HW Certified Retirement | 55,300.00 | 3,624.23 | 36,285.64 | 65.62 | 19,014.36 |
| 01 1100 231 001 201 | Cert Retirement Addendum | 17,300.00 | 1,240.72 | 12,382.32 | 71.57 | 4,917.68 |
| 01 1100 231 002 202 | Cert Retirement Addendum | 4,400.00 | 352.17 | 3,507.00 | 79.70 | 893.00 |
| 231 | CERTIFIED RETIREMENT | 351,400.00 | 24,104.38 | 242,673.78 | 69.06 | 108,726.22 |
| 01 1100 232 001 | HS Para Retirement | 3,000.00 | 0.00 | 230.09 | 7.67 | 2,769.91 |
| 01 1100 232 002 | MS Para Retirement | 500.00 | 0.00 | 669.53 | 133.91 | (169.53) |
| 01 1100 232 004 | NS Para Retirement | 0.00 | 0.00 | 0.00 | 0.00 | 0.00 |
| 01 1100 232 006 | HW Para Retirement | 0.00 | 0.00 | 0.00 | 0.00 | 0.00 |
| 01 1100 232 001 019 | Para Retirement C19 | 0.00 | 0.00 | 0.00 | 0.00 | 0.00 |
| 232 | PARA RETIREMENT | 3,500.00 | 0.00 | 899.62 | 25.70 | 2,600.38 |
| 01 1100 233 001 | Sub Retirement | 0.00 | 0.00 | 22.91 | 0.00 | (22.91) |
| 01 1100 233 002 | Substitute Retirement | 0.00 | 0.00 | 21.48 | 0.00 | (21.48) |
| 01 1100 233 004 | Substitute Retirement | 0.00 | 78.79 | 565.77 | 0.00 | (565.77) |
| 01 1100 233 006 | Sub Retirement | 0.00 | 0.00 | 5.74 | 0.00 | (5.74) |
| 233 | SUBSTITUTE RETIREMENT | 0.00 | 78.79 | 615.90 | 0.00 | (615.90) |
| 01 1100 237 000 | Increased Ret. Contribution Rate | 0.00 | 0.00 | 0.00 | 0.00 | 0.00 |
| 237 | Increased Ret. Contribution Rate | 0.00 | 0.00 | 0.00 | 0.00 | 0.00 |
| 01 1100 262 000 | CO/Maint Unemployment | 0.00 | 0.00 | 47.00 | 0.00 | (47.00) |
| 01 1100 262 001 | HS Unemployment | 0.00 | 0.00 | 0.00 | 0.00 | 0.00 |
| 01 1100 262 002 | MS Unemployment | 0.00 | 0.00 | 0.00 | 0.00 | 0.00 |
| 01 1100 262 004 | NS Unemployment | 0.00 | 0.00 | 0.00 | 0.00 | 0.00 |
| 01 1100 262 006 | HW Unemployment | 0.00 | 0.00 | 0.00 | 0.00 | 0.00 |
| 262 | UNEMPLOYMENT | 0.00 | 0.00 | 47.00 | 0.00 | (47.00) |
| 01 1100 271 001 | HS Certified Work Comp | 11,000.00 | 669.14 | 10,123.72 | 92.03 | 876.28 |
| 01 1100 271 002 | MS Certified Work Comp | 5,500.00 | 463.42 | 5,559.86 | 101.09 | (59.86) |
| 01 1100 271 004 | NS Certified Work Comp | 4,500.00 | 398.65 | 4,782.79 | 106.28 | (282.79) |
| 01 1100 271 006 | HW Certified Work Comp | 5,000.00 | 362.70 | 4,351.49 | 87.03 | 648.51 |
| 271 | CERTIFIED WORKMEN'S COMP | 26,000.00 | 1,893.91 | 24,817.86 | 95.45 | 1,182.14 |
| 01 1100 272 001 | HS Para Work Comp | 200.00 | 19.75 | 236.97 | 118.49 | (36.97) |
| 01 1100 272 002 | MS Para Work Comp | 0.00 | 0.00 | 0.00 | 0.00 | 0.00 |
| 01 1100 272 004 | NS Para Work Comp | 0.00 | 0.00 | 0.00 | 0.00 | 0.00 |
| 01 1100 272 006 | HW Para Work Comp | 0.00 | 0.00 | 0.00 | 0.00 | 0.00 |
| 272 | PARA WORKMEN'S COMP | 200.00 | 19.75 | 236.97 | 118.49 | (36.97) |

06/07/2022 07:21 AM

Regular; Processing Month 05/2022; Fund Number 01

User ID: WIECBREN

| Account Number | Account Description | Revised Budget | Expended During Month | Expenditures to Date | % of Budget | Balance at EOM |
|---------------------|------------------------------------|----------------|-----------------------|----------------------|-------------|----------------|
| 01 1100 281 001 | HS Cert Health Benefits | 16,750.00 | 1,387.07 | 12,483.63 | 74.53 | 4,266.37 |
| 01 1100 281 002 | MS Cert Health Benefits | 7,500.00 | 902.02 | 8,118.18 | 108.24 | (618.18) |
| 01 1100 281 004 | NS Cert Health Benefits | 0.00 | 0.00 | 0.00 | 0.00 | 0.00 |
| 01 1100 281 006 | HW Cert Health Benefits | 7,100.00 | 514.97 | 4,634.73 | 65.28 | 2,465.27 |
| 281 | CERTIFIED HEALTH BENEFITS | 31,350.00 | 2,804.06 | 25,236.54 | 80.50 | 6,113.46 |
| 01 1100 282 002 | STAFF DEVELOPMENT ASSISTANCE | 0.00 | 0.00 | 0.00 | 0.00 | 0.00 |
| 282 | STAFF DEVELOPMENT ASSISTANCE | 0.00 | 0.00 | 0.00 | 0.00 | 0.00 |
| 01 1100 330 001 | HS Training & Development | 0.00 | 0.00 | 0.00 | 0.00 | 0.00 |
| 01 1100 330 002 | MS Training & Development | 0.00 | 0.00 | 0.00 | 0.00 | 0.00 |
| 01 1100 330 004 | NS Training & Development | 0.00 | 0.00 | 0.00 | 0.00 | 0.00 |
| 01 1100 330 006 | HW Training & Development | 0.00 | 0.00 | 0.00 | 0.00 | 0.00 |
| 330 | TRAINING AND DEVELOPMENT | 0.00 | 0.00 | 0.00 | 0.00 | 0.00 |
| 01 1100 333 001 | HS Mileage Paid to Staff | 0.00 | 99.45 | 99.45 | 0.00 | (99.45) |
| 01 1100 333 002 | MS Mileage Paid to Staff | 0.00 | 0.00 | 85.41 | 0.00 | (85.41) |
| 01 1100 333 004 | NS Mileage Paid to Staff | 0.00 | 0.00 | 0.00 | 0.00 | 0.00 |
| 01 1100 333 006 | HW Mileage Paid to Staff | 0.00 | 0.00 | 0.00 | 0.00 | 0.00 |
| 333 | MILEAGE PAID TO STAFF | 0.00 | 99.45 | 184.86 | 0.00 | (184.86) |
| 01 1100 340 000 | Other Professional Services | 15,000.00 | 0.00 | 17,003.00 | 113.75 | (2,003.00) |
| 340 | PROFESSIONAL SERVICES | 15,000.00 | 0.00 | 17,003.00 | 113.75 | (2,003.00) |
| 01 1100 350 000 | Other Technical Services | 0.00 | 0.00 | 0.00 | 0.00 | 0.00 |
| 350 | OTHER TECHNICAL SERVICES | 0.00 | 0.00 | 0.00 | 0.00 | 0.00 |
| 01 1100 382 000 | Distance Learning | 13,000.00 | 7,470.78 | 27,020.99 | 207.85 | (14,020.99) |
| 382 | DISTANCE LEARNING | 13,000.00 | 7,470.78 | 27,020.99 | 207.85 | (14,020.99) |
| 01 1100 432 001 | HS Tech Repairs & Maint | 0.00 | 0.00 | 0.00 | 0.00 | 0.00 |
| 01 1100 432 002 | MS Tech Repairs & Maint | 0.00 | 0.00 | 0.00 | 0.00 | 0.00 |
| 01 1100 432 004 | NS Tech Repairs & Maint | 0.00 | 0.00 | 0.00 | 0.00 | 0.00 |
| 01 1100 432 006 | HW Tech Repairs & Maint | 0.00 | 0.00 | 0.00 | 0.00 | 0.00 |
| 432 | TECHNOLOGY REPAIRS AND MAINTENANCE | 0.00 | 0.00 | 0.00 | 0.00 | 0.00 |
| 01 1100 440 002 | Foundation House Rent | 3,000.00 | 250.00 | 2,250.00 | 75.00 | 750.00 |
| 440 | RENTALS | 3,000.00 | 250.00 | 2,250.00 | 75.00 | 750.00 |
| 01 1100 490 001 | HS Instrumental Repair | 1,200.00 | 0.00 | 374.19 | 62.37 | 825.81 |
| 01 1100 490 002 | MS Instrumental Repair | 800.00 | 0.00 | 299.25 | 74.06 | 500.75 |
| 490 | OTHER SUPPLIES AND MATERIALS | 2,000.00 | 0.00 | 673.44 | 67.04 | 1,326.56 |
| 01 1100 580 001 | HS Travel Expense | 250.00 | 0.00 | 122.23 | 97.78 | 127.77 |
| 01 1100 580 002 | MS Travel Expense | 250.00 | 0.00 | 0.00 | 0.00 | 250.00 |
| 01 1100 580 004 | NS Travel Expense | 250.00 | 0.00 | 0.00 | 0.00 | 250.00 |
| 01 1100 580 006 | HW Travel Expense | 250.00 | 0.00 | 0.00 | 0.00 | 250.00 |
| 580 | TRAVEL AND LODGING | 1,000.00 | 0.00 | 122.23 | 24.45 | 877.77 |
| 01 1100 610 001 | HS General Supplies | 5,400.00 | 0.00 | 691.44 | 23.60 | 4,708.56 |
| 01 1100 610 002 | MS General Supplies | 4,050.00 | 145.41 | 753.95 | 43.88 | 3,296.05 |
| 01 1100 610 004 | NS General Supplies | 5,400.00 | 350.96 | 3,368.95 | 147.17 | 2,031.05 |
| 01 1100 610 006 | HW General Supplies | 5,400.00 | 0.00 | 1,831.83 | 69.13 | 3,568.17 |
| 01 1100 610 004 001 | NS Science Supplies | 225.00 | 0.00 | 0.00 | 0.00 | 225.00 |
| 01 1100 610 006 001 | HW Science Supplies | 225.00 | 0.00 | 191.40 | 85.07 | 33.60 |
| 01 1100 610 004 002 | NS PE Supplies | 180.00 | 0.00 | 0.00 | 0.00 | 180.00 |
| 01 1100 610 006 002 | HW PE Supplies | 180.00 | 0.00 | 0.00 | 98.60 | 180.00 |
| 01 1100 610 001 003 | High School Copier | 4,000.00 | 44.35 | 5,209.00 | 130.23 | (1,209.00) |
| 01 1100 610 002 003 | Middle School Copier | 4,000.00 | 4.20 | 5,059.29 | 126.48 | (1,059.29) |
| 01 1100 610 004 003 | Northside Copier | 4,000.00 | 0.00 | 5,018.48 | 125.46 | (1,018.48) |
| 01 1100 610 006 003 | Hayward Copier | 4,000.00 | 0.00 | 5,227.87 | 130.70 | (1,227.87) |
| 01 1100 610 004 004 | NS Vocal Music Supplies | 225.00 | 0.00 | 0.00 | 110.88 | 225.00 |
| 01 1100 610 006 004 | HW Vocal Music Supplies | 225.00 | 0.00 | 0.00 | 43.33 | 225.00 |
| 01 1100 610 001 005 | Academic Decathlon | 450.00 | 0.00 | 0.00 | 24.78 | 450.00 |
| 01 1100 610 001 010 | Commencement | 1,575.00 | 0.00 | 0.00 | 107.15 | 1,575.00 |

06/07/2022 07:21 AM

Regular; Processing Month 05/2022; Fund Number 01

User ID: WIECBREN

| Account Number | Account Description | Revised Budget | Expended During Month | Expenditures to Date | % of Budget | Balance at EOM |
|---------------------|------------------------------------|----------------|-----------------------|----------------------|-------------|----------------|
| 01 1100 610 001 011 | HS Speech Supplies/Entry Fees | 3,150.00 | 299.90 | 2,271.06 | 153.38 | 878.94 |
| 01 1100 610 001 012 | HS Drama Supplies | 2,700.00 | 0.00 | 1,126.69 | 60.33 | 1,573.31 |
| 01 1100 610 001 013 | HS Science Supplies | 2,250.00 | 0.00 | 482.30 | 43.28 | 1,767.70 |
| 01 1100 610 002 013 | MS Science Supplies | 1,350.00 | 0.00 | 426.25 | 100.21 | 923.75 |
| 01 1100 610 001 014 | HS PE Supplies | 900.00 | 310.50 | 754.13 | 134.25 | 145.87 |
| 01 1100 610 002 014 | MS PE Supplies | 900.00 | 0.00 | 212.45 | 99.91 | 687.55 |
| 01 1100 610 001 015 | HS Art Supplies | 900.00 | 0.00 | 0.00 | 18.27 | 900.00 |
| 01 1100 610 002 015 | MS Art Supplies | 900.00 | 0.00 | 58.00 | 96.45 | 842.00 |
| 01 1100 610 001 016 | HS Vocal Music Supplies | 1,800.00 | 110.97 | 794.00 | 60.78 | 1,006.00 |
| 01 1100 610 002 016 | MS Vocal Music Supplies | 900.00 | 0.00 | 75.22 | 8.36 | 824.78 |
| 01 1100 610 001 017 | HS Instrumental Supplies | 3,600.00 | 1,179.87 | 4,205.65 | 172.54 | (605.65) |
| 01 1100 610 002 017 | MS Instrumental Supplies | 2,475.00 | 424.99 | 1,494.32 | 97.13 | 980.68 |
| 01 1100 610 001 018 | HS Shop Supplies | 7,200.00 | 186.76 | 2,466.38 | 59.30 | 4,733.62 |
| 01 1100 610 002 018 | MS Shop Supplies | 1,800.00 | 0.00 | 3,171.17 | 236.31 | (1,371.17) |
| 01 1100 610 001 019 | HS Voc. Ag. Supplies | 2,880.00 | 0.00 | 1,208.22 | 53.24 | 1,671.78 |
| 01 1100 610 001 020 | HS FCS Supplies | 2,250.00 | 836.52 | 2,246.46 | 192.35 | 3.54 |
| 01 1100 610 002 020 | MS FCS Supplies | 1,125.00 | 0.00 | 0.00 | 44.44 | 1,125.00 |
| 01 1100 610 001 100 | HS Coop Supplies | 5,400.00 | 1,759.45 | 1,976.37 | 131.98 | 3,423.63 |
| 01 1100 610 002 100 | MS Coop Supplies | 4,950.00 | 1,862.42 | 1,862.87 | 136.27 | 3,087.13 |
| 01 1100 610 004 100 | NS Coop Supplies | 7,650.00 | 1,846.44 | 1,876.44 | 99.26 | 5,773.56 |
| 01 1100 610 006 100 | HW Coop Supplies | 7,650.00 | 1,759.45 | 1,779.45 | 97.22 | 5,870.55 |
| 610 | SUPPLIES | 102,265.00 | 11,122.19 | 55,839.64 | 100.97 | 46,425.36 |
| 01 1100 640 001 | HS Textbooks | 1,250.00 | 0.00 | 1,537.37 | 122.99 | (287.37) |
| 01 1100 640 002 | MS Textbooks | 1,250.00 | 0.00 | 0.00 | 0.00 | 1,250.00 |
| 01 1100 640 004 | NS Textbooks | 1,250.00 | 0.00 | 0.00 | 43.14 | 1,250.00 |
| 01 1100 640 006 | HW Textbooks | 1,250.00 | 0.00 | 0.00 | 0.00 | 1,250.00 |
| 640 | BOOKS/PERIODICALS | 5,000.00 | 0.00 | 1,537.37 | 41.53 | 3,462.63 |
| 01 1100 643 001 | HS Web/Cloud Software | 5,000.00 | 0.00 | 0.00 | 0.00 | 5,000.00 |
| 01 1100 643 002 | MS Web/Cloud Software | 0.00 | 0.00 | 59.99 | 0.00 | (59.99) |
| 01 1100 643 004 | NS Web/Cloud Software | 0.00 | 0.00 | 0.00 | 0.00 | 0.00 |
| 01 1100 643 006 | HW Web/Cloud Software | 0.00 | 0.00 | 0.00 | 0.00 | 0.00 |
| 643 | WEB/CLOUD SOFTWARE | 5,000.00 | 0.00 | 59.99 | 1.20 | 4,940.01 |
| 01 1100 733 001 | HS Instrument Replacement | 750.00 | 0.00 | 0.00 | 0.00 | 750.00 |
| 01 1100 733 002 | MS Instrument Replacement | 750.00 | 0.00 | 0.00 | 0.00 | 750.00 |
| 733 | FURNITURE AND FIXTURES | 1,500.00 | 0.00 | 0.00 | 0.00 | 1,500.00 |
| 01 1100 810 001 | HS Dues and Fees | 250.00 | 0.00 | 0.00 | 0.00 | 250.00 |
| 01 1100 810 002 | MS Dues and Fees | 250.00 | 0.00 | 0.00 | 0.00 | 250.00 |
| 01 1100 810 004 | NS Dues and Fees | 250.00 | 0.00 | 0.00 | 0.00 | 250.00 |
| 01 1100 810 006 | HW Dues and Fees | 250.00 | 0.00 | 0.00 | 0.00 | 250.00 |
| 810 | DUES AND FEES | 1,000.00 | 0.00 | 0.00 | 0.00 | 1,000.00 |
| 01 1100 890 000 | Other Expenses | 0.00 | 0.00 | 0.00 | 0.00 | 0.00 |
| 890 | OTHER EXPENSES | 0.00 | 0.00 | 0.00 | 0.00 | 0.00 |
| 1100 | REGULAR INSTRUCTION | 5,721,765.00 | 401,098.17 | 3,865,031.22 | 68.40 | 1,856,733.78 |
| 1115 | CAREER ACADEMY | | | | | |
| 01 1115 111 001 | CA Certified Salary | 91,000.00 | 5,603.73 | 60,693.08 | 66.70 | 30,306.92 |
| 111 | CERTIFIED SALARIES | 91,000.00 | 5,603.73 | 60,693.08 | 66.70 | 30,306.92 |
| 01 1115 123 001 | CA Cert Substitute | 2,000.00 | 217.50 | 2,537.50 | 126.88 | (537.50) |
| 123 | CERTIFIED SUBSTITUTE SALARIES | 2,000.00 | 217.50 | 2,537.50 | 126.88 | (537.50) |
| 01 1115 151 001 | Cert. Addt'l Comp | 0.00 | 40.00 | 300.00 | 0.00 | (300.00) |
| 151 | CERTIFIED ADDT'L COMPENSATION | 0.00 | 40.00 | 300.00 | 0.00 | (300.00) |
| 01 1115 211 001 | CA Cert Group Ins | 23,000.00 | 1,382.30 | 14,362.22 | 62.44 | 8,637.78 |
| 211 | CERTIFIED GROUP INSURANCE | 23,000.00 | 1,382.30 | 14,362.22 | 62.44 | 8,637.78 |
| 01 1115 221 001 | CA Cert FICA/Medicare | 7,000.00 | 420.39 | 4,555.58 | 65.08 | 2,444.42 |
| 221 | CERTIFIED FICA/MEDICARE | 7,000.00 | 420.39 | 4,555.58 | 65.08 | 2,444.42 |
| 01 1115 223 001 | Cert. Sub FICA/Medicare | 200.00 | 16.65 | 194.13 | 97.07 | 5.87 |
| 223 | CERTIFIED SUBSTITUTE FICA/MEDICARE | 200.00 | 16.65 | 194.13 | 97.07 | 5.87 |

06/07/2022 07:21 AM

Regular; Processing Month 05/2022; Fund Number 01

User ID: WIECBREN

| Account Number | Account Description | Revised Budget | Expended During Month | Expenditures to Date | % of Budget | Balance at EOM |
|---------------------|----------------------------------|----------------|-----------------------|----------------------|-------------|----------------|
| 01 1115 231 001 | CA Cert Retirement | 9,000.00 | 557.47 | 6,024.76 | 66.94 | 2,975.24 |
| 231 | CERTIFIED RETIREMENT | 9,000.00 | 557.47 | 6,024.76 | 66.94 | 2,975.24 |
| 01 1115 237 000 | Increased Ret. Contribution Rate | 0.00 | 0.00 | 0.00 | 0.00 | 0.00 |
| 237 | Increased Ret. Contribution Rate | 0.00 | 0.00 | 0.00 | 0.00 | 0.00 |
| 01 1115 271 001 | CA Cert Work Comp | 700.00 | 58.94 | 707.13 | 101.02 | (7.13) |
| 271 | CERTIFIED WORKMEN'S COMP | 700.00 | 58.94 | 707.13 | 101.02 | (7.13) |
| 01 1115 330 001 103 | Const Training | 0.00 | 0.00 | 0.00 | 0.00 | 0.00 |
| 01 1115 330 001 104 | Tech Training | 0.00 | 0.00 | 0.00 | 0.00 | 0.00 |
| 01 1115 330 001 105 | Welding Training | 0.00 | 0.00 | 0.00 | 0.00 | 0.00 |
| 01 1115 330 001 106 | FCS Training | 0.00 | 0.00 | 0.00 | 0.00 | 0.00 |
| 330 | TRAINING AND DEVELOPMENT | 0.00 | 0.00 | 0.00 | 0.00 | 0.00 |
| 01 1115 333 001 103 | Const Mileage | 0.00 | 0.00 | 0.00 | 0.00 | 0.00 |
| 01 1115 333 001 104 | Tech Mileage | 0.00 | 0.00 | 0.00 | 0.00 | 0.00 |
| 01 1115 333 001 105 | Welding Mileage | 0.00 | 0.00 | 0.00 | 0.00 | 0.00 |
| 01 1115 333 001 106 | FCS Mileage | 0.00 | 0.00 | 0.00 | 0.00 | 0.00 |
| 333 | MILEAGE PAID TO STAFF | 0.00 | 0.00 | 0.00 | 0.00 | 0.00 |
| 01 1115 610 001 103 | Construction Supplies | 1,800.00 | 0.00 | 1,795.14 | 153.64 | 4.86 |
| 01 1115 610 001 104 | Technology Supplies | 1,000.00 | 0.00 | 0.00 | 0.00 | 1,000.00 |
| 01 1115 610 001 105 | Welding Supplies | 4,000.00 | 0.00 | 0.00 | 0.00 | 4,000.00 |
| 01 1115 610 001 106 | FCS Academy Supplies | 0.00 | 0.00 | 0.00 | 0.00 | 0.00 |
| 610 | SUPPLIES | 6,800.00 | 0.00 | 1,795.14 | 40.67 | 5,004.86 |
| 01 1115 643 001 103 | Web/Cloud Software Construction | 500.00 | 0.00 | 0.00 | 0.00 | 500.00 |
| 01 1115 643 001 104 | Web/Cloud Software Technology | 0.00 | 0.00 | 0.00 | 0.00 | 0.00 |
| 01 1115 643 001 105 | Web/Cloud Software Welding | 0.00 | 0.00 | 0.00 | 0.00 | 0.00 |
| 01 1115 643 001 106 | Web/Cloud Software FCS | 0.00 | 0.00 | 0.00 | 0.00 | 0.00 |
| 643 | WEB/CLOUD SOFTWARE | 500.00 | 0.00 | 0.00 | 0.00 | 500.00 |
| 01 1115 810 001 103 | Dues and Fees | 0.00 | 0.00 | 300.00 | 0.00 | (300.00) |
| 01 1115 810 001 104 | Dues and Fees | 0.00 | 0.00 | 0.00 | 0.00 | 0.00 |
| 01 1115 810 001 105 | Dues and Fees | 0.00 | 0.00 | 0.00 | 0.00 | 0.00 |
| 01 1115 810 001 106 | Dues and Fees | 0.00 | 0.00 | 0.00 | 0.00 | 0.00 |
| 810 | DUES AND FEES | 0.00 | 0.00 | 300.00 | 0.00 | (300.00) |
| 1115 | CAREER ACADEMY | 140,200.00 | 8,296.98 | 91,469.54 | 65.93 | 48,730.46 |
| 1150 | ELL | | | | | |
| 01 1150 111 001 | HS Certified Salary | 22,000.00 | 1,646.54 | 16,465.40 | 74.84 | 5,534.60 |
| 01 1150 111 002 | MS Certified Salary | 25,000.00 | 1,866.09 | 18,660.90 | 74.64 | 6,339.10 |
| 01 1150 111 004 | NS Certified Salary | 36,500.00 | 2,799.14 | 27,991.40 | 76.69 | 8,508.60 |
| 01 1150 111 006 | HW Certified Salary | 22,000.00 | 1,646.54 | 16,465.40 | 74.84 | 5,534.60 |
| 111 | CERTIFIED SALARIES | 105,500.00 | 7,958.31 | 79,583.10 | 75.43 | 25,916.90 |
| 01 1150 112 001 | ELL Para | 24,100.00 | 2,337.48 | 23,969.52 | 99.46 | 130.48 |
| 01 1150 112 002 | ELL Para | 23,500.00 | 2,235.80 | 19,998.77 | 85.10 | 3,501.23 |
| 01 1150 112 004 | ELL Para | 33,000.00 | 2,529.48 | 27,365.43 | 82.93 | 5,634.57 |
| 01 1150 112 006 | ELL Para | 25,000.00 | 2,652.23 | 20,455.52 | 81.82 | 4,544.48 |
| 01 1150 112 001 019 | Para Salaries C19 | 0.00 | 0.00 | 0.00 | 0.00 | 0.00 |
| 01 1150 112 002 019 | Para Salaries C19 | 0.00 | 0.00 | 0.00 | 0.00 | 0.00 |
| 01 1150 112 004 019 | Para Salaries C19 | 0.00 | 0.00 | 0.00 | 0.00 | 0.00 |
| 01 1150 112 006 019 | Para Salaries C19 | 0.00 | 0.00 | 0.00 | 0.00 | 0.00 |
| 112 | PARA SALARIES | 105,600.00 | 9,754.99 | 91,789.24 | 86.92 | 13,810.76 |
| 01 1150 122 001 | HS Para Substitute Salary | 800.00 | 117.09 | 1,130.51 | 141.31 | (330.51) |
| 01 1150 122 002 | MS Para Substitute Salary | 800.00 | 0.00 | 0.00 | 0.00 | 800.00 |
| 01 1150 122 004 | NS Para Substitute Salary | 800.00 | 488.55 | 1,578.69 | 197.34 | (778.69) |
| 01 1150 122 006 | HW Para Substitute Salary | 800.00 | 0.00 | 1,203.18 | 150.40 | (403.18) |
| 122 | PARA SUBSTITUTE SALARIES | 3,200.00 | 605.64 | 3,912.38 | 122.26 | (712.38) |

06/07/2022 07:21 AM

Regular; Processing Month 05/2022; Fund Number 01

User ID: WIECBREN

| Account Number | Account Description | Revised Budget | Expended During Month | Expenditures to Date | % of Budget | Balance at EOM |
|---------------------|------------------------------------|----------------|-----------------------|----------------------|-------------|----------------|
| 01 1150 123 001 | HS Cert. Substitute | 1,000.00 | 0.00 | 0.00 | 0.00 | 1,000.00 |
| 01 1150 123 002 | MS Cert. Substitute | 1,000.00 | 0.00 | 0.00 | 0.00 | 1,000.00 |
| 01 1150 123 004 | NS Cert. Substitute | 1,000.00 | 0.00 | 0.00 | 0.00 | 1,000.00 |
| 01 1150 123 006 | HW Cert. Substitute | 1,000.00 | 0.00 | 0.00 | 0.00 | 1,000.00 |
| 123 | CERTIFIED SUBSTITUTE SALARIES | 4,000.00 | 0.00 | 0.00 | 0.00 | 4,000.00 |
| 01 1150 132 001 | HS Para Overtime | 0.00 | 0.00 | 1.20 | 0.00 | (1.20) |
| 01 1150 132 002 | MS Para Overtime | 0.00 | 0.00 | 0.00 | 0.00 | 0.00 |
| 01 1150 132 004 | NS Para Overtime | 0.00 | 0.00 | 0.00 | 0.00 | 0.00 |
| 01 1150 132 006 | HW Para Overtime | 0.00 | 0.00 | 0.00 | 0.00 | 0.00 |
| 132 | PARA OVERTIME | 0.00 | 0.00 | 1.20 | 0.00 | (1.20) |
| 01 1150 151 001 | HS Cert. Additional Comp | 0.00 | 0.00 | 0.00 | 0.00 | 0.00 |
| 01 1150 151 002 | MS Cert. Additional Comp | 0.00 | 0.00 | 0.00 | 0.00 | 0.00 |
| 01 1150 151 004 | NS Cert. Additional Comp | 0.00 | 0.00 | 0.00 | 0.00 | 0.00 |
| 01 1150 151 006 | HW Cert. Additional Comp | 0.00 | 0.00 | 0.00 | 0.00 | 0.00 |
| 151 | CERTIFIED ADDT'L COMPENSATION | 0.00 | 0.00 | 0.00 | 0.00 | 0.00 |
| 01 1150 152 001 | Para Addt'l Comp | 500.00 | 30.59 | 419.52 | 83.90 | 80.48 |
| 01 1150 152 002 | MS PARA ADDITIONAL COMP | 500.00 | 0.00 | 440.57 | 88.11 | 59.43 |
| 01 1150 152 004 | Para Addtl Comp | 1,100.00 | 517.66 | 2,958.91 | 268.99 | (1,858.91) |
| 01 1150 152 006 | Para Additional Comp | 125.00 | 0.00 | 0.00 | 0.00 | 125.00 |
| 152 | PARA ADDT'L COMPENSATION | 2,225.00 | 548.25 | 3,819.00 | 171.64 | (1,594.00) |
| 01 1150 211 001 | HS Cert. Group Ins. | 11,750.00 | 960.75 | 8,646.75 | 73.59 | 3,103.25 |
| 01 1150 211 002 | MS Cert. Group Ins. | 9,250.00 | 768.60 | 6,917.40 | 74.78 | 2,332.60 |
| 01 1150 211 004 | NS Cert. Group Ins. | 13,850.00 | 1,152.89 | 10,376.01 | 74.92 | 3,473.99 |
| 01 1150 211 006 | HW Cert. Group Ins. | 11,750.00 | 960.74 | 8,646.66 | 73.59 | 3,103.34 |
| 211 | CERTIFIED GROUP INSURANCE | 46,600.00 | 3,842.98 | 34,586.82 | 74.22 | 12,013.18 |
| 01 1150 212 001 | HS Para Group Insurance | 100.00 | 5.56 | 44.52 | 44.52 | 55.48 |
| 01 1150 212 002 | MS Para Group Insurance | 100.00 | 456.44 | 4,102.71 | 4,102.71 | (4,002.71) |
| 01 1150 212 004 | NS Para Group Insurance | 100.00 | 458.69 | 4,120.71 | 4,120.71 | (4,020.71) |
| 01 1150 212 006 | HW Para Group Insurance | 100.00 | 5.68 | 45.44 | 45.44 | 54.56 |
| 01 1150 212 001 019 | Para Group Ins C19 | 0.00 | 0.00 | 0.00 | 0.00 | 0.00 |
| 01 1150 212 002 019 | Para Group Ins C19 | 0.00 | 0.00 | 0.00 | 0.00 | 0.00 |
| 01 1150 212 004 019 | Para Group Ins C19 | 0.00 | 0.00 | 0.00 | 0.00 | 0.00 |
| 01 1150 212 006 019 | Para Group Ins C19 | 0.00 | 0.00 | 0.00 | 0.00 | 0.00 |
| 212 | PARA GROUP INSURANCE | 400.00 | 926.37 | 8,313.38 | 2,078.35 | (7,913.38) |
| 01 1150 221 001 | HS Cert. FICA/Medicare | 1,700.00 | 122.82 | 1,231.05 | 72.41 | 468.95 |
| 01 1150 221 002 | MS Cert. FICA/Medicare | 1,900.00 | 141.11 | 1,412.75 | 74.36 | 487.25 |
| 01 1150 221 004 | NS Cert. FICA/Medicare | 2,800.00 | 211.67 | 2,119.16 | 75.68 | 680.84 |
| 01 1150 221 006 | HW Cert. FICA/Medicare | 1,700.00 | 122.82 | 1,231.24 | 72.43 | 468.76 |
| 221 | CERTIFIED FICA/MEDICARE | 8,100.00 | 598.42 | 5,994.20 | 74.00 | 2,105.80 |
| 01 1150 222 001 | HS Para FICA/Medicare | 1,900.00 | 190.13 | 1,952.40 | 102.76 | (52.40) |
| 01 1150 222 002 | MS Para FICA/Medicare | 1,800.00 | 155.49 | 1,423.71 | 79.10 | 376.29 |
| 01 1150 222 004 | NS Para FICA/Medicare | 2,600.00 | 193.02 | 1,743.37 | 67.05 | 856.63 |
| 01 1150 222 006 | HW Para FICA/Medicare | 1,900.00 | 202.90 | 1,656.88 | 87.20 | 243.12 |
| 01 1150 222 001 019 | Para FICA/Medicare C19 | 0.00 | 0.00 | 0.00 | 0.00 | 0.00 |
| 01 1150 222 002 019 | Para FICA/Medicare C19 | 0.00 | 0.00 | 0.00 | 0.00 | 0.00 |
| 01 1150 222 004 019 | Para FICA/Medicare C19 | 0.00 | 0.00 | 0.00 | 0.00 | 0.00 |
| 01 1150 222 006 019 | Para FICA/Medicare C19 | 0.00 | 0.00 | 0.00 | 0.00 | 0.00 |
| 222 | PARA FICA/MEDICARE | 8,200.00 | 741.54 | 6,776.36 | 82.64 | 1,423.64 |
| 01 1150 223 001 | HS Cert. Sub FICA/Medicare | 100.00 | 0.00 | 0.00 | 0.00 | 100.00 |
| 01 1150 223 002 | MS Cert. Sub FICA/Medicare | 100.00 | 0.00 | 0.00 | 0.00 | 100.00 |
| 01 1150 223 004 | NS Cert. Sub FICA/Medicare | 100.00 | 0.00 | 0.00 | 0.00 | 100.00 |
| 01 1150 223 006 | HW Cert. Sub FICA/Medicare | 100.00 | 0.00 | 0.00 | 0.00 | 100.00 |
| 223 | CERTIFIED SUBSTITUTE FICA/MEDICARE | 400.00 | 0.00 | 0.00 | 0.00 | 400.00 |
| 01 1150 231 001 | HS Cert. Retirement | 2,200.00 | 162.64 | 1,626.40 | 73.93 | 573.60 |
| 01 1150 231 002 | MS Cert. Retirement | 2,500.00 | 184.33 | 1,843.30 | 73.73 | 656.70 |
| 01 1150 231 004 | NS Cert. Retirement | 3,600.00 | 276.49 | 2,764.90 | 76.80 | 835.10 |

06/07/2022 07:21 AM

Regular; Processing Month 05/2022; Fund Number 01

User ID: WIECBREN

| Account Number | Account Description | Revised Budget | Expended During Month | Expenditures to Date | % of Budget | Balance at EOM |
|---------------------|----------------------------------|----------------|-----------------------|----------------------|-------------|----------------|
| 01 1150 231 006 | HW Cert. Retirement | 2,200.00 | 162.64 | 1,626.40 | 73.93 | 573.60 |
| 231 | CERTIFIED RETIREMENT | 10,500.00 | 786.10 | 7,861.00 | 74.87 | 2,639.00 |
| 01 1150 232 001 | HS Para Retirement | 2,400.00 | 233.91 | 2,409.20 | 100.38 | (9.20) |
| 01 1150 232 002 | MS Para Retirement | 2,300.00 | 220.85 | 2,018.95 | 87.78 | 281.05 |
| 01 1150 232 004 | NS Para Retirement | 3,300.00 | 300.99 | 2,995.37 | 90.77 | 304.63 |
| 01 1150 232 006 | HW Para Retirement | 2,500.00 | 261.98 | 2,020.56 | 80.82 | 479.44 |
| 01 1150 232 001 019 | Para Retirement C19 | 0.00 | 0.00 | 0.00 | 0.00 | 0.00 |
| 01 1150 232 002 019 | Para Retirement C19 | 0.00 | 0.00 | 0.00 | 0.00 | 0.00 |
| 01 1150 232 004 019 | Para Retirement C19 | 0.00 | 0.00 | 0.00 | 0.00 | 0.00 |
| 01 1150 232 006 019 | Para Retirement C19 | 0.00 | 0.00 | 0.00 | 0.00 | 0.00 |
| 232 | PARA RETIREMENT | 10,500.00 | 1,017.73 | 9,444.08 | 89.94 | 1,055.92 |
| 01 1150 237 000 | Increased Ret. Contribution Rate | 0.00 | 0.00 | 0.00 | 0.00 | 0.00 |
| 237 | Increased Ret. Contribution Rate | 0.00 | 0.00 | 0.00 | 0.00 | 0.00 |
| 01 1150 271 001 | HS Cert. Work Comp | 175.00 | 14.25 | 170.96 | 97.69 | 4.04 |
| 01 1150 271 002 | MS Cert. Work Comp | 225.00 | 16.19 | 194.25 | 86.33 | 30.75 |
| 01 1150 271 004 | NS Cert. Work Comp | 225.00 | 23.64 | 283.62 | 126.05 | (58.62) |
| 01 1150 271 006 | HW Cert. Work Comp | 175.00 | 14.25 | 170.96 | 97.69 | 4.04 |
| 271 | CERTIFIED WORKMEN'S COMP | 800.00 | 68.33 | 819.79 | 102.47 | (19.79) |
| 01 1150 272 001 | HS Para Work Comp | 200.00 | 15.61 | 187.28 | 93.64 | 12.72 |
| 01 1150 272 002 | MS Para Work Comp | 200.00 | 15.22 | 182.60 | 91.30 | 17.40 |
| 01 1150 272 004 | NS Para Work Comp | 300.00 | 21.37 | 256.40 | 85.47 | 43.60 |
| 01 1150 272 006 | HW Para Work Comp | 200.00 | 16.19 | 194.25 | 97.13 | 5.75 |
| 272 | PARA WORKMEN'S COMP | 900.00 | 68.39 | 820.53 | 91.17 | 79.47 |
| 01 1150 281 001 | HS Certified Health Benefits | 0.00 | 0.00 | 0.00 | 0.00 | 0.00 |
| 01 1150 281 002 | MS Certified Health Benefits | 0.00 | 0.00 | 0.00 | 0.00 | 0.00 |
| 01 1150 281 004 | NS Certified Health Benefits | 0.00 | 0.00 | 0.00 | 0.00 | 0.00 |
| 01 1150 281 006 | HW Certified Health Benefits | 0.00 | 0.00 | 0.00 | 0.00 | 0.00 |
| 281 | CERTIFIED HEALTH BENEFITS | 0.00 | 0.00 | 0.00 | 0.00 | 0.00 |
| 01 1150 330 001 | HS ELL Training & Development | 0.00 | 0.00 | 0.00 | 0.00 | 0.00 |
| 01 1150 330 002 | MS ELL Training & Development | 0.00 | 0.00 | 0.00 | 0.00 | 0.00 |
| 01 1150 330 004 | NS ELL Training & Development | 0.00 | 0.00 | 0.00 | 0.00 | 0.00 |
| 01 1150 330 006 | HW ELL Training & Development | 0.00 | 0.00 | 0.00 | 0.00 | 0.00 |
| 330 | TRAINING AND DEVELOPMENT | 0.00 | 0.00 | 0.00 | 0.00 | 0.00 |
| 01 1150 333 001 | HS Mileage Paid to Staff | 0.00 | 0.00 | 0.00 | 0.00 | 0.00 |
| 01 1150 333 002 | MS Mileage Paid to Staff | 0.00 | 0.00 | 0.00 | 0.00 | 0.00 |
| 01 1150 333 004 | NS Mileage Paid to Staff | 0.00 | 0.00 | 0.00 | 0.00 | 0.00 |
| 01 1150 333 006 | HW Mileage Paid to Staff | 0.00 | 0.00 | 98.28 | 0.00 | (98.28) |
| 333 | MILEAGE PAID TO STAFF | 0.00 | 0.00 | 98.28 | 0.00 | (98.28) |
| 01 1150 340 001 | HS Professional Services | 2,000.00 | 0.00 | 639.90 | 32.00 | 1,360.10 |
| 01 1150 340 002 | MS Professional Services | 500.00 | 0.00 | 0.00 | 0.00 | 500.00 |
| 01 1150 340 004 | NS Professional Services | 500.00 | 0.00 | 0.00 | 0.00 | 500.00 |
| 01 1150 340 006 | HW Professional Services | 500.00 | 0.00 | 539.83 | 107.97 | (39.83) |
| 340 | PROFESSIONAL SERVICES | 3,500.00 | 0.00 | 1,179.73 | 33.71 | 2,320.27 |
| 01 1150 580 001 | HS ELL Travel | 0.00 | 0.00 | 0.00 | 0.00 | 0.00 |
| 01 1150 580 002 | MS ELL Travel | 0.00 | 0.00 | 0.00 | 0.00 | 0.00 |
| 01 1150 580 004 | NS ELL Travel | 0.00 | 0.00 | 0.00 | 0.00 | 0.00 |
| 01 1150 580 006 | HW ELL Travel | 0.00 | 0.00 | 0.00 | 0.00 | 0.00 |
| 580 | TRAVEL AND LODGING | 0.00 | 0.00 | 0.00 | 0.00 | 0.00 |
| 01 1150 610 001 | HS ELL Supplies | 125.00 | 0.00 | 0.00 | 0.00 | 125.00 |
| 01 1150 610 002 | MS ELL Supplies | 125.00 | 0.00 | 0.00 | 0.00 | 125.00 |
| 01 1150 610 004 | NS ELL Supplies | 125.00 | 0.00 | 0.00 | 0.00 | 125.00 |
| 01 1150 610 006 | HW ELL Supplies | 125.00 | 0.00 | 0.00 | 23.63 | 125.00 |

06/07/2022 07:21 AM

Regular; Processing Month 05/2022; Fund Number 01

User ID: WIECBREN

| Account Number | Account Description | Revised Budget | Expended During Month | Expenditures to Date | % of Budget | Balance at EOM |
|---------------------|-------------------------------|----------------|-----------------------|----------------------|-------------|----------------|
| 610 | SUPPLIES | 500.00 | 0.00 | 0.00 | 5.91 | 500.00 |
| 01 1150 810 001 | HS Dues and Fees | 0.00 | 0.00 | 0.00 | 0.00 | 0.00 |
| 01 1150 810 002 | MS Dues and Fees | 0.00 | 0.00 | 0.00 | 0.00 | 0.00 |
| 01 1150 810 004 | NS Dues and Fees | 0.00 | 0.00 | 0.00 | 0.00 | 0.00 |
| 01 1150 810 006 | HW Dues and Fees | 0.00 | 0.00 | 0.00 | 0.00 | 0.00 |
| 810 | DUES AND FEES | 0.00 | 0.00 | 0.00 | 0.00 | 0.00 |
| 1150 | ELL | 310,925.00 | 26,917.05 | 254,999.09 | 82.02 | 55,925.91 |
| 1160 | PROVERTY PROGRAMS | | | | | |
| 01 1160 110 000 | Non Instructional Salary | 90,000.00 | 6,849.54 | 61,645.86 | 68.50 | 28,354.14 |
| 01 1160 110 000 019 | Salaries C19 | 0.00 | 0.00 | 0.00 | 0.00 | 0.00 |
| 110 | REGULAR SALARIES | 90,000.00 | 6,849.54 | 61,645.86 | 68.50 | 28,354.14 |
| 01 1160 111 002 | MS Certified Salary | 315,000.00 | 27,803.05 | 266,702.30 | 84.67 | 48,297.70 |
| 01 1160 111 004 | NS Certified Salary | 415,000.00 | 31,888.06 | 318,880.60 | 76.84 | 96,119.40 |
| 01 1160 111 006 | HW Certified Salary | 345,000.00 | 26,289.86 | 262,898.60 | 76.20 | 82,101.40 |
| 111 | CERTIFIED SALARIES | 1,075,000.00 | 85,980.97 | 848,481.50 | 78.93 | 226,518.50 |
| 01 1160 112 001 | Para Salaries | 125,000.00 | 11,154.91 | 106,253.66 | 85.00 | 18,746.34 |
| 01 1160 112 002 | Para Salaries | 28,000.00 | 2,314.68 | 22,332.79 | 79.76 | 5,667.21 |
| 01 1160 112 004 | NS Para Salary | 81,000.00 | 8,714.92 | 77,835.52 | 96.09 | 3,164.48 |
| 01 1160 112 006 | HW Para Salary | 52,000.00 | 4,636.65 | 41,879.89 | 80.54 | 10,120.11 |
| 01 1160 112 001 019 | Para Covid Salaries | 0.00 | 0.00 | 0.00 | 0.00 | 0.00 |
| 01 1160 112 004 019 | Para Salaries C19 | 0.00 | 0.00 | 0.00 | 0.00 | 0.00 |
| 01 1160 112 006 019 | Para Salaries C19 | 0.00 | 0.00 | 0.00 | 0.00 | 0.00 |
| 112 | PARA SALARIES | 286,000.00 | 26,821.16 | 248,301.86 | 86.82 | 37,698.14 |
| 01 1160 116 000 | Professional Salary | 19,500.00 | 1,459.62 | 13,136.58 | 67.37 | 6,363.42 |
| 116 | PROFESSIONAL SALARY | 19,500.00 | 1,459.62 | 13,136.58 | 67.37 | 6,363.42 |
| 01 1160 122 001 | Substitute Salaries | 500.00 | 117.09 | 686.40 | 137.28 | (186.40) |
| 01 1160 122 002 | Substitute Salaries | 500.00 | 0.00 | 0.00 | 0.00 | 500.00 |
| 01 1160 122 004 | NS Para Substitute Salary | 6,000.00 | 271.21 | 1,712.66 | 28.54 | 4,287.34 |
| 01 1160 122 006 | HW Para Substitute Salary | 2,000.00 | 0.00 | 0.00 | 0.00 | 2,000.00 |
| 122 | PARA SUBSTITUTE SALARIES | 9,000.00 | 388.30 | 2,399.06 | 26.66 | 6,600.94 |
| 01 1160 123 002 | MS Cert Sub Salary | 4,000.00 | 1,957.50 | 14,862.50 | 371.56 | (10,862.50) |
| 01 1160 123 004 | NS Cert Sub Salary | 4,000.00 | 1,087.50 | 7,206.50 | 180.16 | (3,206.50) |
| 01 1160 123 006 | HW Cert Sub Salary | 4,000.00 | 2,830.20 | 7,006.20 | 175.16 | (3,006.20) |
| 123 | CERTIFIED SUBSTITUTE SALARIES | 12,000.00 | 5,875.20 | 29,075.20 | 242.29 | (17,075.20) |
| 01 1160 130 000 | Non Instructional Overtime | 0.00 | 180.50 | 2,121.16 | 0.00 | (2,121.16) |
| 130 | NON INSTRUCTIONAL OVERTIME | 0.00 | 180.50 | 2,121.16 | 0.00 | (2,121.16) |
| 01 1160 132 001 | Overtime | 0.00 | 27.51 | 61.81 | 0.00 | (61.81) |
| 01 1160 132 002 | Overtime | 0.00 | 0.00 | 6.82 | 0.00 | (6.82) |
| 01 1160 132 004 | NS Para Overtime | 0.00 | 0.00 | 95.21 | 0.00 | (95.21) |
| 01 1160 132 006 | HW Para Overtime | 0.00 | 0.00 | 0.00 | 0.00 | 0.00 |
| 132 | PARA OVERTIME | 0.00 | 27.51 | 163.84 | 0.00 | (163.84) |
| 01 1160 151 002 | MS Cert. Additional Comp | 100.00 | 0.00 | 0.00 | 0.00 | 100.00 |
| 01 1160 151 004 | NS Cert. Additional Comp | 100.00 | 0.00 | 0.00 | 0.00 | 100.00 |
| 01 1160 151 006 | HW Cert. Additional Comp | 100.00 | 0.00 | 40.00 | 40.00 | 60.00 |
| 151 | CERTIFIED ADDT'L COMPENSATION | 300.00 | 0.00 | 40.00 | 13.33 | 260.00 |
| 01 1160 152 001 | Para Addtl Comp | 100.00 | 100.00 | 100.00 | 100.00 | 0.00 |
| 01 1160 152 004 | Para Addt'l Compensation | 0.00 | 0.00 | 0.00 | 0.00 | 0.00 |
| 152 | PARA ADDT'L COMPENSATION | 100.00 | 100.00 | 100.00 | 100.00 | 0.00 |
| 01 1160 210 000 | Non Instructional Group Ins. | 47,000.00 | 3,864.13 | 34,756.02 | 73.95 | 12,243.98 |
| 01 1160 210 000 019 | Group Ins C19 | 0.00 | 0.00 | 0.00 | 0.00 | 0.00 |
| 210 | GROUP INSURANCE | 47,000.00 | 3,864.13 | 34,756.02 | 73.95 | 12,243.98 |
| 01 1160 211 002 | MS Cert. Group Ins. | 90,000.00 | 11,341.28 | 100,096.28 | 111.22 | (10,096.28) |
| 01 1160 211 004 | NS Cert. Group Ins. | 100,500.00 | 7,899.00 | 74,947.80 | 74.57 | 25,552.20 |
| 01 1160 211 006 | HW Cert. Group Ins. | 113,000.00 | 8,924.30 | 83,693.40 | 74.06 | 29,306.60 |

06/07/2022 07:21 AM

Regular; Processing Month 05/2022; Fund Number 01

User ID: WIECBREN

| Account Number | Account Description | Revised Budget | Expended During Month | Expenditures to Date | % of Budget | Balance at EOM |
|---------------------|------------------------------------|----------------|-----------------------|----------------------|-------------|----------------|
| 211 | CERTIFIED GROUP INSURANCE | 303,500.00 | 28,164.58 | 258,737.48 | 85.25 | 44,762.52 |
| 01 1160 212 001 | Group Insurance | 400.00 | 28.98 | 202.86 | 50.72 | 197.14 |
| 01 1160 212 002 | Group Insurance | 100.00 | 6.32 | 44.24 | 44.24 | 55.76 |
| 01 1160 212 004 | NS Para Group Insurance | 300.00 | 24.40 | 224.18 | 74.73 | 75.82 |
| 01 1160 212 006 | HW Para Group Insurance | 225.00 | 11.77 | 100.48 | 44.66 | 124.52 |
| 01 1160 212 001 019 | Para Group Ins | 0.00 | 0.00 | 0.00 | 0.00 | 0.00 |
| 01 1160 212 004 019 | Para Group Ins C19 | 0.00 | 0.00 | 0.00 | 0.00 | 0.00 |
| 01 1160 212 006 019 | Para Goup Ins C19 | 0.00 | 0.00 | 0.00 | 0.00 | 0.00 |
| 212 | PARA GROUP INSURANCE | 1,025.00 | 71.47 | 571.76 | 55.78 | 453.24 |
| 01 1160 216 000 | Group Insurance | 5,000.00 | 406.59 | 3,659.31 | 73.19 | 1,340.69 |
| 216 | PROFESSIONAL GROUP INSURANCE | 5,000.00 | 406.59 | 3,659.31 | 73.19 | 1,340.69 |
| 01 1160 220 000 | Non Instructional FICA/Medicare | 6,900.00 | 512.02 | 4,646.15 | 67.34 | 2,253.85 |
| 01 1160 220 000 019 | FICA/Medicare C19 | 0.00 | 0.00 | 0.00 | 0.00 | 0.00 |
| 220 | FICA/MEDICARE | 6,900.00 | 512.02 | 4,646.15 | 67.34 | 2,253.85 |
| 01 1160 221 002 | MS Cert. FICA/Medicare | 24,100.00 | 2,080.13 | 19,979.67 | 82.90 | 4,120.33 |
| 01 1160 221 004 | NS Cert. FICA/Medicare | 31,700.00 | 2,410.10 | 24,141.84 | 76.16 | 7,558.16 |
| 01 1160 221 006 | HW Cert, FICA/Medicare | 26,400.00 | 1,980.21 | 19,824.80 | 75.09 | 6,575.20 |
| 221 | CERTIFIED FICA/MEDICARE | 82,200.00 | 6,470.44 | 63,946.31 | 77.79 | 18,253.69 |
| 01 1160 222 001 | FICA/Medicare | 9,600.00 | 872.06 | 8,193.30 | 85.35 | 1,406.70 |
| 01 1160 222 002 | FICA/Medicare | 2,200.00 | 177.07 | 1,708.97 | 77.68 | 491.03 |
| 01 1160 222 004 | NS Para FICA/Medicare | 6,700.00 | 687.44 | 6,092.71 | 90.94 | 607.29 |
| 01 1160 222 006 | HW Para FICA/Medicare | 4,100.00 | 354.70 | 3,203.81 | 78.14 | 896.19 |
| 01 1160 222 001 019 | Para FICA/Medicare | 0.00 | 0.00 | 0.00 | 0.00 | 0.00 |
| 01 1160 222 004 019 | Para FICA/Medicare C19 | 0.00 | 0.00 | 0.00 | 0.00 | 0.00 |
| 01 1160 222 006 019 | Para FICA/Medicare C19 | 0.00 | 0.00 | 0.00 | 0.00 | 0.00 |
| 222 | PARA FICA/MEDICARE | 22,600.00 | 2,091.27 | 19,198.79 | 84.95 | 3,401.21 |
| 01 1160 223 002 | MS Cert Sub FICA/Medicare | 310.00 | 149.75 | 1,137.06 | 366.79 | (827.06) |
| 01 1160 223 004 | NS Cert Sub FICA/Medicare | 310.00 | 83.20 | 551.34 | 177.85 | (241.34) |
| 01 1160 223 006 | HW Cert Sub FICA/Medicare | 310.00 | 216.52 | 535.99 | 172.90 | (225.99) |
| 223 | CERTIFIED SUBSTITUTE FICA/MEDICARE | 930.00 | 449.47 | 2,224.39 | 239.18 | (1,294.39) |
| 01 1160 226 000 | FICA/Medicare | 1,500.00 | 104.63 | 941.67 | 62.78 | 558.33 |
| 226 | PROFESSIONAL FICA/MEDICARE | 1,500.00 | 104.63 | 941.67 | 62.78 | 558.33 |
| 01 1160 230 000 | Non Instructional Retirement | 8,900.00 | 694.41 | 6,298.76 | 70.77 | 2,601.24 |
| 01 1160 230 000 019 | Retirement C19 | 0.00 | 0.00 | 0.00 | 0.00 | 0.00 |
| 230 | RETIREMENT | 8,900.00 | 694.41 | 6,298.76 | 70.77 | 2,601.24 |
| 01 1160 231 002 | MS Cert, Retirement | 31,100.00 | 2,746.33 | 26,344.29 | 84.71 | 4,755.71 |
| 01 1160 231 004 | NS Cert. Retirement | 41,000.00 | 3,149.85 | 31,498.45 | 76.83 | 9,501.55 |
| 01 1160 231 006 | HW Cert. Retirement | 34,100.00 | 2,596.87 | 25,972.64 | 76.17 | 8,127.36 |
| 231 | CERTIFIED RETIREMENT | 106,200.00 | 8,493.05 | 83,815.38 | 78.92 | 22,384.62 |
| 01 1160 232 001 | Retirement | 12,300.00 | 1,114.47 | 10,511.51 | 85.46 | 1,788.49 |
| 01 1160 232 002 | Retirement | 2,800.00 | 228.64 | 2,206.68 | 78.81 | 593.32 |
| 01 1160 232 004 | NS Para Retirement | 8,000.00 | 860.84 | 7,697.81 | 96.22 | 302.19 |
| 01 1160 232 006 | HW Para Retirement | 5,100.00 | 457.99 | 4,136.82 | 81.11 | 963.18 |
| 01 1160 232 001 019 | Para Retirement | 0.00 | 0.00 | 0.00 | 0.00 | 0.00 |
| 01 1160 232 004 019 | Para Retirement C19 | 0.00 | 0.00 | 0.00 | 0.00 | 0.00 |
| 01 1160 232 006 019 | Para Retirement C19 | 0.00 | 0.00 | 0.00 | 0.00 | 0.00 |
| 232 | PARA RETIREMENT | 28,200.00 | 2,661.94 | 24,552.82 | 87.07 | 3,647.18 |
| 01 1160 233 002 | MS Sub Retirement | 0.00 | 0.00 | 0.00 | 0.00 | 0.00 |
| 01 1160 233 004 | NS Sub Retirement | 0.00 | 71.61 | 379.56 | 0.00 | (379.56) |
| 233 | SUBSTITUTE RETIREMENT | 0.00 | 71.61 | 379.56 | 0.00 | (379.56) |
| 01 1160 236 000 | Retirement | 1,900.00 | 144.18 | 1,297.62 | 68.30 | 602.38 |
| 236 | PROFESSIONAL RETIREMENT | 1,900.00 | 144.18 | 1,297.62 | 68.30 | 602.38 |
| 01 1160 237 000 | Increased Ret. Contribution Rate | 0.00 | 0.00 | 0.00 | 0.00 | 0.00 |

| Account Number | Account Description | Revised Budget | Expended During Month | Expenditures to Date | % of Budget | Balance at EOM |
|---------------------|-----------------------------------|----------------|-----------------------|----------------------|-------------|----------------|
| 237 | Increased Ret. Contribution Rate | 0.00 | 0.00 | 0.00 | 0.00 | 0.00 |
| 01 1160 270 000 | Non Instructional Work Comp | 700.00 | 58.29 | 699.34 | 99.91 | 0.66 |
| 270 | WORKMEN'S COMP | 700.00 | 58.29 | 699.34 | 99.91 | 0.66 |
| 01 1160 271 002 | MS Cert. Work Comp | 2,800.00 | 204.02 | 2,447.73 | 87.42 | 352.27 |
| 01 1160 271 004 | NS Cert. Work Comp | 3,300.00 | 268.79 | 3,224.80 | 97.72 | 75.20 |
| 01 1160 271 006 | HW Cert. Work Comp | 2,700.00 | 223.45 | 2,680.84 | 99.29 | 19.16 |
| 271 | CERTIFIED WORKMEN'S COMP | 8,800.00 | 696.26 | 8,353.37 | 94.92 | 446.63 |
| 01 1160 272 001 | Work Comp | 950.00 | 80.96 | 971.32 | 102.24 | (21.32) |
| 01 1160 272 002 | Work Comp | 400.00 | 18.14 | 217.61 | 54.40 | 182.39 |
| 01 1160 272 004 | NS Para Work Comp | 700.00 | 52.46 | 629.40 | 89.91 | 70.60 |
| 01 1160 272 006 | HW Para Work Comp | 550.00 | 33.68 | 404.07 | 73.47 | 145.93 |
| 272 | PARA WORKMEN'S COMP | 2,600.00 | 185.24 | 2,222.40 | 85.48 | 377.60 |
| 01 1160 276 000 | Work Comp | 150.00 | 0.00 | 0.00 | 0.00 | 150.00 |
| 276 | PROFESSIONAL WORK COMP | 150.00 | 0.00 | 0.00 | 0.00 | 150.00 |
| 01 1160 280 000 | Non Instructional Health Benefits | 0.00 | 0.00 | 0.00 | 0.00 | 0.00 |
| 280 | HEALTH BENEFITS | 0.00 | 0.00 | 0.00 | 0.00 | 0.00 |
| 01 1160 281 002 | MS Certified Health Benefits | 3,550.00 | 295.16 | 2,656.44 | 74.83 | 893.56 |
| 01 1160 281 004 | NS Certified Health Benefits | 0.00 | 0.00 | 0.00 | 0.00 | 0.00 |
| 01 1160 281 006 | HW Certified Health Benefits | 0.00 | 0.00 | 0.00 | 0.00 | 0.00 |
| 281 | CERTIFIED HEALTH BENEFITS | 3,550.00 | 295.16 | 2,656.44 | 74.83 | 893.56 |
| 01 1160 286 000 | Health Benefits | 1,000.00 | 73.79 | 664.11 | 66.41 | 335.89 |
| 286 | PROFESSIONAL HEALTH BENEFITS | 1,000.00 | 73.79 | 664.11 | 66.41 | 335.89 |
| 01 1160 330 000 | Training and Development | 0.00 | 0.00 | 0.00 | 0.00 | 0.00 |
| 330 | TRAINING AND DEVELOPMENT | 0.00 | 0.00 | 0.00 | 0.00 | 0.00 |
| 01 1160 333 000 | Mileage Paid to Staff | 0.00 | 0.00 | 0.00 | 0.00 | 0.00 |
| 333 | MILEAGE PAID TO STAFF | 0.00 | 0.00 | 0.00 | 0.00 | 0.00 |
| 01 1160 580 000 | Travel and Lodging | 0.00 | 0.00 | 0.00 | 0.00 | 0.00 |
| 580 | TRAVEL AND LODGING | 0.00 | 0.00 | 0.00 | 0.00 | 0.00 |
| 01 1160 610 000 | Supplies | 0.00 | 30.46 | 30.46 | 0.00 | (30.46) |
| 610 | SUPPLIES | 0.00 | 30.46 | 30.46 | 0.00 | (30.46) |
| 01 1160 890 000 | Other Expenses | 0.00 | 0.00 | 0.00 | 0.00 | 0.00 |
| 890 | OTHER EXPENSES | 0.00 | 0.00 | 0.00 | 0.00 | 0.00 |
| 1160 | PROVERTY PROGRAMS | 2,124,555.00 | 183,221.79 | 1,725,117.20 | 81.20 | 399,437.80 |
| 1190 | PRESCHOOL LOCAL FUNDS | | | | | |
| 01 1190 111 004 | CERTIFIED SALARIES | 63,000.00 | 4,829.85 | 48,298.50 | 76.66 | 14,701.50 |
| 111 | CERTIFIED SALARIES | 63,000.00 | 4,829.85 | 48,298.50 | 76.66 | 14,701.50 |
| 01 1190 112 004 | PARA SALARIES | 44,000.00 | 4,491.16 | 38,624.45 | 87.78 | 5,375.55 |
| 01 1190 112 004 002 | PARA SALARIES | 0.00 | 0.00 | 0.00 | 0.00 | 0.00 |
| 01 1190 112 004 019 | Para Salaries C19 | 0.00 | 0.00 | 0.00 | 0.00 | 0.00 |
| 112 | PARA SALARIES | 44,000.00 | 4,491.16 | 38,624.45 | 87.78 | 5,375.55 |
| 01 1190 122 004 | Para Sub Salary | 1,200.00 | 0.00 | 222.90 | 18.58 | 977.10 |
| 01 1190 122 004 002 | PARA SUBSTITUTE SALARIES | 0.00 | 0.00 | 0.00 | 0.00 | 0.00 |
| 122 | PARA SUBSTITUTE SALARIES | 1,200.00 | 0.00 | 222.90 | 18.58 | 977.10 |
| 01 1190 123 004 | Cert. Sub Salary | 3,500.00 | 362.50 | 1,522.50 | 43.50 | 1,977.50 |
| 01 1190 123 004 002 | CERTIFIED SUBSTITUTE SALARIES | 0.00 | 0.00 | 0.00 | 0.00 | 0.00 |
| 123 | CERTIFIED SUBSTITUTE SALARIES | 3,500.00 | 362.50 | 1,522.50 | 43.50 | 1,977.50 |
| 01 1190 132 004 | Para Overtime | 0.00 | 0.00 | 0.00 | 0.00 | 0.00 |
| 132 | PARA OVERTIME | 0.00 | 0.00 | 0.00 | 0.00 | 0.00 |
| 01 1190 151 004 | Cert. Addt'l Comp | 0.00 | 0.00 | 0.00 | 0.00 | 0.00 |
| 01 1190 151 004 002 | CERTIFIED ADDT'L COMPENSATION | 0.00 | 0.00 | 0.00 | 0.00 | 0.00 |
| 151 | CERTIFIED ADDT'L COMPENSATION | 0.00 | 0.00 | 0.00 | 0.00 | 0.00 |

06/07/2022 07:21 AM

Regular; Processing Month 05/2022; Fund Number 01

User ID: WIECBREN

| Account Number | Account Description | Revised Budget | Expended During Month | Expenditures to Date | % of Budget | Balance at EOM |
|---------------------|------------------------------------|----------------|-----------------------|----------------------|-------------|----------------|
| 01 1190 211 004 | Cert. Group Insurance | 15,500.00 | 1,271.95 | 11,447.55 | 73.86 | 4,052.45 |
| 211 | CERTIFIED GROUP INSURANCE | 15,500.00 | 1,271.95 | 11,447.55 | 73.86 | 4,052.45 |
| 01 1190 212 004 | Para Group Ins. | 250.00 | 9.97 | 80.35 | 32.14 | 169.65 |
| 01 1190 212 004 019 | Para Group Ins C19 | 0.00 | 0.00 | 0.00 | 0.00 | 0.00 |
| 212 | PARA GROUP INSURANCE | 250.00 | 9.97 | 80.35 | 32.14 | 169.65 |
| 01 1190 221 004 | Cert. FICA/Medicare | 4,800.00 | 324.86 | 3,296.43 | 68.68 | 1,503.57 |
| 221 | CERTIFIED FICA/MEDICARE | 4,800.00 | 324.86 | 3,296.43 | 68.68 | 1,503.57 |
| 01 1190 222 004 | Para FICA/Medicare | 3,400.00 | 343.58 | 2,971.87 | 87.41 | 428.13 |
| 01 1190 222 004 019 | Para FICA/Medicare C19 | 0.00 | 0.00 | 0.00 | 0.00 | 0.00 |
| 222 | PARA FICA/MEDICARE | 3,400.00 | 343.58 | 2,971.87 | 87.41 | 428.13 |
| 01 1190 223 004 | Cert. Sub FICA/Medicare | 300.00 | 27.72 | 116.45 | 38.82 | 183.55 |
| 01 1190 223 004 002 | CERTIFIED SUBSTITUTE FICA/MEDICARE | 0.00 | 0.00 | 0.00 | 0.00 | 0.00 |
| 223 | CERTIFIED SUBSTITUTE FICA/MEDICARE | 300.00 | 27.72 | 116.45 | 38.82 | 183.55 |
| 01 1190 231 004 | Certified Retirement | 6,200.00 | 477.08 | 4,770.83 | 76.95 | 1,429.17 |
| 231 | CERTIFIED RETIREMENT | 6,200.00 | 477.08 | 4,770.83 | 76.95 | 1,429.17 |
| 01 1190 232 004 | Para Retirement | 4,300.00 | 443.63 | 3,815.25 | 88.73 | 484.75 |
| 01 1190 232 004 002 | PARA RETIREMENT | 0.00 | 0.00 | 0.00 | 0.00 | 0.00 |
| 01 1190 232 004 019 | Para Retirement C19 | 0.00 | 0.00 | 0.00 | 0.00 | 0.00 |
| 232 | PARA RETIREMENT | 4,300.00 | 443.63 | 3,815.25 | 88.73 | 484.75 |
| 01 1190 233 004 | Sub Retirement | 0.00 | 21.48 | 85.92 | 0.00 | (85.92) |
| 01 1190 233 004 002 | SUBSTITUTE RETIREMENT | 0.00 | 0.00 | 0.00 | 0.00 | 0.00 |
| 233 | SUBSTITUTE RETIREMENT | 0.00 | 21.48 | 85.92 | 0.00 | (85.92) |
| 01 1190 237 000 | Increased Ret. Contribution Rate | 0.00 | 0.00 | 0.00 | 0.00 | 0.00 |
| 237 | Increased Ret. Contribution Rate | 0.00 | 0.00 | 0.00 | 0.00 | 0.00 |
| 01 1190 271 004 | Cert. Work Comp | 500.00 | 40.80 | 489.51 | 97.90 | 10.49 |
| 01 1190 271 004 002 | CERTIFIED WORKMEN'S COMP | 0.00 | 0.00 | 0.00 | 0.00 | 0.00 |
| 271 | CERTIFIED WORKMEN'S COMP | 500.00 | 40.80 | 489.51 | 97.90 | 10.49 |
| 01 1190 272 004 | Para Work Comp | 550.00 | 28.50 | 341.92 | 62.17 | 208.08 |
| 01 1190 272 004 002 | PARA WORKMEN'S COMP | 0.00 | 0.00 | 0.00 | 0.00 | 0.00 |
| 272 | PARA WORKMEN'S COMP | 550.00 | 28.50 | 341.92 | 62.17 | 208.08 |
| 01 1190 330 004 | Inservice and Training | 0.00 | 0.00 | 0.00 | 0.00 | 0.00 |
| 330 | TRAINING AND DEVELOPMENT | 0.00 | 0.00 | 0.00 | 0.00 | 0.00 |
| 01 1190 333 004 | Mileage | 250.00 | 0.00 | 0.00 | 0.00 | 250.00 |
| 01 1190 333 004 002 | MILEAGE PAID TO STAFF | 250.00 | 0.00 | 79.96 | 31.98 | 170.04 |
| 333 | MILEAGE PAID TO STAFF | 500.00 | 0.00 | 79.96 | 15.99 | 420.04 |
| 01 1190 610 004 | Supplies | 250.00 | 0.00 | 150.36 | 60.14 | 99.64 |
| 01 1190 610 004 002 | SUPPLIES | 250.00 | 0.00 | 0.00 | 0.00 | 250.00 |
| 610 | SUPPLIES | 500.00 | 0.00 | 150.36 | 30.07 | 349.64 |
| 01 1190 640 004 | Books/Periodicals | 0.00 | 0.00 | 0.00 | 0.00 | 0.00 |
| 640 | BOOKS/PERIODICALS | 0.00 | 0.00 | 0.00 | 0.00 | 0.00 |
| 01 1190 641 004 | E Books | 0.00 | 0.00 | 0.00 | 0.00 | 0.00 |
| 641 | E BOOKS | 0.00 | 0.00 | 0.00 | 0.00 | 0.00 |
| 01 1190 643 004 | Web/Cloud Software | 50.00 | 0.00 | 36.00 | 72.00 | 14.00 |
| 643 | WEB/CLOUD SOFTWARE | 50.00 | 0.00 | 36.00 | 72.00 | 14.00 |
| 01 1190 890 004 | Other Expenses | 2,000.00 | 0.00 | 0.00 | 49.20 | 2,000.00 |
| 01 1190 890 004 001 | Snacks | 0.00 | 0.00 | 588.93 | 0.00 | (588.93) |
| 01 1190 890 004 002 | Snacks | 1,750.00 | 438.03 | 3,105.28 | 177.44 | (1,355.28) |
| 890 | OTHER EXPENSES | 3,750.00 | 438.03 | 3,694.21 | 124.75 | 55.79 |
| 1190 | PRESCHOOL LOCAL FUNDS | 152,300.00 | 13,111.11 | 120,044.96 | 79.47 | 32,255.04 |

1200 SPECIAL EDUCATION

| | | | | | | |
|-----------------|-------------------------|------------|-----------|------------|-------|-----------|
| 01 1200 110 000 | Sped Director Secretary | 39,000.00 | 2,910.38 | 26,193.42 | 67.16 | 12,806.58 |
| 110 | REGULAR SALARIES | 39,000.00 | 2,910.38 | 26,193.42 | 67.16 | 12,806.58 |
| 01 1200 111 000 | Sped Director | 126,000.00 | 9,685.38 | 87,168.42 | 69.18 | 38,831.58 |
| 01 1200 111 001 | HS Certified Salary | 305,000.00 | 23,271.15 | 232,385.44 | 76.19 | 72,614.56 |
| 01 1200 111 002 | MS Certified Salary | 225,000.00 | 17,091.30 | 170,878.48 | 75.95 | 54,121.52 |

| Account Number | Account Description | Revised Budget | Expended During Month | Expenditures to Date | % of Budget | Balance at EOM |
|---------------------|-------------------------------|----------------|-----------------------|----------------------|-------------|----------------|
| 01 1200 111 004 | NS Certified Salary | 172,000.00 | 13,144.93 | 130,609.21 | 75.94 | 41,390.79 |
| 01 1200 111 006 | HW Certified Salary | 230,000.00 | 17,235.87 | 173,187.28 | 75.30 | 56,812.72 |
| 111 | CERTIFIED SALARIES | 1,058,000.00 | 80,428.63 | 794,228.83 | 75.07 | 263,771.17 |
| 01 1200 112 001 | HS Para Salary | 120,000.00 | 9,814.97 | 87,895.34 | 73.25 | 32,104.66 |
| 01 1200 112 002 | MS Para Salary | 195,000.00 | 13,384.75 | 130,286.05 | 66.81 | 64,713.95 |
| 01 1200 112 004 | NS Para Salary | 200,000.00 | 13,342.29 | 144,937.90 | 72.47 | 55,062.10 |
| 01 1200 112 006 | HW Para Salary | 125,000.00 | 9,972.19 | 88,893.34 | 71.11 | 36,106.66 |
| 01 1200 112 001 019 | Para Salaries C19 | 0.00 | 0.00 | 0.00 | 0.00 | 0.00 |
| 01 1200 112 002 019 | Para Salaries C19 | 0.00 | 0.00 | 0.00 | 0.00 | 0.00 |
| 01 1200 112 004 019 | Para Salaries C19 | 0.00 | 0.00 | 0.00 | 0.00 | 0.00 |
| 01 1200 112 006 019 | Para Salaries C19 | 0.00 | 0.00 | 0.00 | 0.00 | 0.00 |
| 112 | PARA SALARIES | 640,000.00 | 46,514.20 | 452,012.63 | 70.63 | 187,987.37 |
| 01 1200 122 001 | HS Para Substitute Salary | 6,200.00 | 0.00 | 705.87 | 11.39 | 5,494.13 |
| 01 1200 122 002 | MS Para Substitute Salary | 15,000.00 | 0.00 | 1,624.64 | 10.83 | 13,375.36 |
| 01 1200 122 004 | NS Para Substitute Salary | 11,000.00 | 330.64 | 5,602.29 | 50.93 | 5,397.71 |
| 01 1200 122 006 | HW Para Substitute Salary | 7,000.00 | 314.50 | 6,583.87 | 94.06 | 416.13 |
| 122 | PARA SUBSTITUTE SALARIES | 39,200.00 | 645.14 | 14,516.67 | 37.03 | 24,683.33 |
| 01 1200 123 001 | HS Certified Sub Salary | 9,000.00 | 942.50 | 8,192.50 | 91.03 | 807.50 |
| 01 1200 123 002 | MS Certified Sub Salary | 14,000.00 | 435.00 | 5,645.80 | 40.33 | 8,354.20 |
| 01 1200 123 004 | NS Certified Sub Salary | 4,000.00 | 290.00 | 3,697.50 | 92.44 | 302.50 |
| 01 1200 123 006 | HW Certified Sub Salary | 4,000.00 | 290.00 | 5,220.00 | 130.50 | (1,220.00) |
| 123 | CERTIFIED SUBSTITUTE SALARIES | 31,000.00 | 1,957.50 | 22,755.80 | 73.41 | 8,244.20 |
| 01 1200 130 000 | Director Secretary Overtime | 0.00 | 0.00 | 54.58 | 0.00 | (54.58) |
| 130 | NON INSTRUCTIONAL OVERTIME | 0.00 | 0.00 | 54.58 | 0.00 | (54.58) |
| 01 1200 132 001 | HS Para Overtime | 0.00 | 114.57 | 170.15 | 0.00 | (170.15) |
| 01 1200 132 002 | MS Para Overtime | 0.00 | 0.00 | 55.35 | 0.00 | (55.35) |
| 01 1200 132 004 | NS Para Overtime | 0.00 | 0.00 | 32.28 | 0.00 | (32.28) |
| 01 1200 132 006 | HW Para Overtime | 0.00 | 0.00 | 0.00 | 0.00 | 0.00 |
| 132 | PARA OVERTIME | 0.00 | 114.57 | 257.78 | 0.00 | (257.78) |
| 01 1200 151 000 | Certified Addt'l Comp | 0.00 | 0.00 | 0.00 | 0.00 | 0.00 |
| 01 1200 151 001 | HS Cert. Additional Comp | 0.00 | 0.00 | 90.00 | 0.00 | (90.00) |
| 01 1200 151 002 | MS Cert. Additional Comp | 3,500.00 | 0.00 | 0.00 | 0.00 | 3,500.00 |
| 01 1200 151 004 | NS Cert. Additional Comp | 1,500.00 | 0.00 | 0.00 | 0.00 | 1,500.00 |
| 01 1200 151 006 | HW Cert. Additional Comp | 3,000.00 | 0.00 | 0.00 | 0.00 | 3,000.00 |
| 151 | CERTIFIED ADDT'L COMPENSATION | 8,000.00 | 0.00 | 90.00 | 1.13 | 7,910.00 |
| 01 1200 152 001 | HS Para Additional Comp | 0.00 | 0.00 | 232.10 | 0.00 | (232.10) |
| 01 1200 152 002 | MS Para Additional Comp | 0.00 | 0.00 | 166.76 | 0.00 | (166.76) |
| 01 1200 152 004 | NS Para Additional Comp | 0.00 | 0.00 | 50.19 | 0.00 | (50.19) |
| 01 1200 152 006 | HW Para Additional Comp | 0.00 | 0.00 | 303.20 | 0.00 | (303.20) |
| 152 | PARA ADDT'L COMPENSATION | 0.00 | 0.00 | 752.25 | 0.00 | (752.25) |
| 01 1200 210 000 | Director Secretary Group Ins. | 19,500.00 | 1,637.11 | 14,723.21 | 75.50 | 4,776.79 |
| 210 | GROUP INSURANCE | 19,500.00 | 1,637.11 | 14,723.21 | 75.50 | 4,776.79 |
| 01 1200 211 000 | Director Group Ins. | 23,500.00 | 1,633.96 | 15,886.28 | 67.60 | 7,613.72 |
| 01 1200 211 001 | HS Cert. Group Ins | 111,000.00 | 7,240.15 | 65,207.27 | 58.75 | 45,792.73 |
| 01 1200 211 002 | MS Cert. Group Ins. | 65,000.00 | 5,284.51 | 47,560.59 | 73.17 | 17,439.41 |
| 01 1200 211 004 | NS Cert. Group Ins. | 72,000.00 | 5,764.47 | 51,880.23 | 72.06 | 20,119.77 |
| 01 1200 211 006 | HW Cert. Group Ins. | 76,000.00 | 4,253.70 | 38,283.30 | 50.37 | 37,716.70 |
| 211 | CERTIFIED GROUP INSURANCE | 347,500.00 | 24,176.79 | 218,817.67 | 62.97 | 128,682.33 |
| 01 1200 212 001 | HS Para Group Insurance | 300.00 | 22.78 | 182.24 | 60.75 | 117.76 |
| 01 1200 212 002 | MS Para Group Insurance | 11,000.00 | 485.23 | 5,230.94 | 47.55 | 5,769.06 |
| 01 1200 212 004 | NS Para Group Insurance | 650.00 | 36.65 | 325.74 | 50.11 | 324.26 |
| 01 1200 212 006 | HW Para Group Insurance | 425.00 | 21.50 | 1,560.00 | 367.06 | (1,135.00) |
| 01 1200 212 001 019 | Para Group Ins C19 | 0.00 | 0.00 | 0.00 | 0.00 | 0.00 |
| 01 1200 212 002 019 | Para Group Ins C19 | 0.00 | 0.00 | 0.00 | 0.00 | 0.00 |

06/07/2022 07:21 AM

Regular; Processing Month 05/2022; Fund Number 01

User ID: WIECBREN

| Account Number | Account Description | Revised Budget | Expended During Month | Expenditures to Date | % of Budget | Balance at EOM |
|---------------------|------------------------------------|----------------|-----------------------|----------------------|-------------|----------------|
| 01 1200 212 004 019 | Para Group Ins C19 | 0.00 | 0.00 | 0.00 | 0.00 | 0.00 |
| 01 1200 212 006 019 | Para Group Ins C19 | 0.00 | 0.00 | 0.00 | 0.00 | 0.00 |
| 212 | PARA GROUP INSURANCE | 12,375.00 | 566.16 | 7,298.92 | 58.98 | 5,076.08 |
| 01 1200 220 000 | Director Secretary FICA/Medicare | 3,000.00 | 211.17 | 1,904.71 | 63.49 | 1,095.29 |
| 220 | FICA/MEDICARE | 3,000.00 | 211.17 | 1,904.71 | 63.49 | 1,095.29 |
| 01 1200 221 000 | Director FICA/Medicare | 9,600.00 | 736.82 | 6,619.90 | 68.96 | 2,980.10 |
| 01 1200 221 001 | HS Cert. FICA/Medicare | 23,300.00 | 1,730.67 | 17,364.73 | 74.53 | 5,935.27 |
| 01 1200 221 002 | MS Cert. FICA/Medicare | 17,200.00 | 1,281.47 | 12,838.65 | 74.64 | 4,361.35 |
| 01 1200 221 004 | NS Cert. FICA/Medicare | 13,200.00 | 981.73 | 9,777.52 | 74.07 | 3,422.48 |
| 01 1200 221 006 | HW Cert. FICA/Medicare | 17,600.00 | 1,256.05 | 12,686.32 | 72.08 | 4,913.68 |
| 221 | CERTIFIED FICA/MEDICARE | 80,900.00 | 5,986.74 | 59,287.12 | 73.28 | 21,612.88 |
| 01 1200 222 001 | HS Para FICA/Medicare | 9,200.00 | 759.62 | 6,808.82 | 74.01 | 2,391.18 |
| 01 1200 222 002 | MS Para FICA/Medicare | 14,900.00 | 1,008.39 | 9,942.54 | 66.73 | 4,957.46 |
| 01 1200 222 004 | NS Para FICA/Medicare | 15,300.00 | 1,045.98 | 11,522.63 | 75.31 | 3,777.37 |
| 01 1200 222 006 | HW Para FICA/Medicare | 9,600.00 | 786.93 | 7,286.64 | 75.90 | 2,313.36 |
| 01 1200 222 001 019 | Para FICA/Medicare C19 | 0.00 | 0.00 | 0.00 | 0.00 | 0.00 |
| 01 1200 222 002 019 | Para FICA/Medicare C19 | 0.00 | 0.00 | 0.00 | 0.00 | 0.00 |
| 01 1200 222 004 019 | Para FICA/Medicare C19 | 0.00 | 0.00 | 0.00 | 0.00 | 0.00 |
| 01 1200 222 006 019 | Para FICA/Medicare C19 | 0.00 | 0.00 | 0.00 | 0.00 | 0.00 |
| 222 | PARA FICA/MEDICARE | 49,000.00 | 3,600.92 | 35,560.63 | 72.57 | 13,439.37 |
| 01 1200 223 001 | HS Cert. Sub FICA/Medicare | 700.00 | 72.11 | 626.74 | 89.53 | 73.26 |
| 01 1200 223 002 | MS Cert. Sub FICA/Medicare | 1,100.00 | 33.28 | 431.88 | 39.26 | 668.12 |
| 01 1200 223 004 | NS Cert. Sub FICA/Medicare | 300.00 | 22.18 | 282.84 | 94.28 | 17.16 |
| 01 1200 223 006 | HW Cert. Sub FICA/Medicare | 300.00 | 22.18 | 399.33 | 133.11 | (99.33) |
| 223 | CERTIFIED SUBSTITUTE FICA/MEDICARE | 2,400.00 | 149.75 | 1,740.79 | 72.53 | 659.21 |
| 01 1200 230 000 | Director Secretary Retirement | 3,800.00 | 287.48 | 2,592.71 | 68.23 | 1,207.29 |
| 230 | RETIREMENT | 3,800.00 | 287.48 | 2,592.71 | 68.23 | 1,207.29 |
| 01 1200 231 000 | Director Retirement | 12,400.00 | 956.70 | 8,610.30 | 69.44 | 3,789.70 |
| 01 1200 231 001 | HS Cert. Retirement | 30,100.00 | 2,298.68 | 22,963.43 | 76.29 | 7,136.57 |
| 01 1200 231 002 | MS Cert. Retirement | 22,200.00 | 1,688.23 | 16,878.94 | 76.03 | 5,321.06 |
| 01 1200 231 004 | NS Cert. Retirement | 17,000.00 | 1,298.44 | 12,901.40 | 75.89 | 4,098.60 |
| 01 1200 231 006 | HW Cert. Retirement | 22,700.00 | 1,702.53 | 17,107.11 | 75.36 | 5,592.89 |
| 231 | CERTIFIED RETIREMENT | 104,400.00 | 7,944.58 | 78,461.18 | 75.15 | 25,938.82 |
| 01 1200 232 001 | HS Para Retirement | 11,800.00 | 980.83 | 8,721.86 | 73.91 | 3,078.14 |
| 01 1200 232 002 | MS Para Retirement | 19,200.00 | 1,322.12 | 12,891.33 | 67.14 | 6,308.67 |
| 01 1200 232 004 | NS Para Retirement | 19,700.00 | 1,317.94 | 14,324.83 | 72.71 | 5,375.17 |
| 01 1200 232 006 | HW Para Retirement | 12,300.00 | 996.03 | 8,821.64 | 71.72 | 3,478.36 |
| 01 1200 232 001 019 | Para Retirement C19 | 0.00 | 0.00 | 0.00 | 0.00 | 0.00 |
| 01 1200 232 002 019 | Para Retirement C19 | 0.00 | 0.00 | 0.00 | 0.00 | 0.00 |
| 01 1200 232 004 019 | Para Retirement C19 | 0.00 | 0.00 | 0.00 | 0.00 | 0.00 |
| 01 1200 232 006 019 | Para Retirement C19 | 0.00 | 0.00 | 0.00 | 0.00 | 0.00 |
| 232 | PARA RETIREMENT | 63,000.00 | 4,616.92 | 44,759.66 | 71.05 | 18,240.34 |
| 01 1200 233 002 | Sub Retirement | 0.00 | 0.00 | 0.00 | 0.00 | 0.00 |
| 01 1200 233 004 | Cert Sub Retirement | 0.00 | 14.32 | 85.92 | 0.00 | (85.92) |
| 233 | SUBSTITUTE RETIREMENT | 0.00 | 14.32 | 85.92 | 0.00 | (85.92) |
| 01 1200 237 000 | Increased Ret. Contribution Rate | 0.00 | 0.00 | 0.00 | 0.00 | 0.00 |
| 237 | Increased Ret. Contribution Rate | 0.00 | 0.00 | 0.00 | 0.00 | 0.00 |
| 01 1200 270 000 | Director Secretary Work Comp | 300.00 | 25.26 | 303.05 | 101.02 | (3.05) |
| 270 | WORKMEN'S COMP | 300.00 | 25.26 | 303.05 | 101.02 | (3.05) |
| 01 1200 271 000 | Director Work Comp | 1,000.00 | 81.61 | 979.11 | 97.91 | 20.89 |
| 01 1200 271 001 | HS Cert. Work Comp | 1,700.00 | 197.54 | 2,369.59 | 139.39 | (669.59) |
| 01 1200 271 002 | MS Cert. Work Comp | 1,800.00 | 145.73 | 1,748.39 | 97.13 | 51.61 |

06/07/2022 07:21 AM

Regular; Processing Month 05/2022; Fund Number 01

User ID: WIECBREN

| Account Number | Account Description | Revised Budget | Expended During Month | Expenditures to Date | % of Budget | Balance at EOM |
|-----------------|---------------------------------|----------------|-----------------------|----------------------|-------------|----------------|
| 01 1200 271 004 | NS Cert. Work Comp | 1,400.00 | 111.40 | 1,336.52 | 95.47 | 63.48 |
| 01 1200 271 006 | HW Cert. Work Comp | 1,800.00 | 148.97 | 1,787.25 | 99.29 | 12.75 |
| 271 | CERTIFIED WORKMEN'S COMP | 7,700.00 | 685.25 | 8,220.86 | 106.76 | (520.86) |
| 01 1200 272 001 | HS Para Work Comp | 800.00 | 77.72 | 932.45 | 116.56 | (132.45) |
| 01 1200 272 002 | MS Para Work Comp | 1,650.00 | 126.30 | 1,515.27 | 91.83 | 134.73 |
| 01 1200 272 004 | NS Para Work Comp | 1,600.00 | 129.54 | 1,554.14 | 97.13 | 45.86 |
| 01 1200 272 006 | HW Para Work Comp | 1,000.00 | 80.96 | 971.32 | 97.13 | 28.68 |
| 272 | PARA WORKMEN'S COMP | 5,050.00 | 414.52 | 4,973.18 | 98.48 | 76.82 |
| 01 1200 280 000 | Health Benefits | 3,550.00 | 295.16 | 2,656.44 | 74.83 | 893.56 |
| 280 | HEALTH BENEFITS | 3,550.00 | 295.16 | 2,656.44 | 74.83 | 893.56 |
| 01 1200 281 000 | Health Benefits | 0.00 | 295.16 | 1,475.80 | 0.00 | (1,475.80) |
| 01 1200 281 001 | HS Certified Health Benefits | 0.00 | 0.00 | 0.00 | 0.00 | 0.00 |
| 01 1200 281 002 | MS Certified Health Benefits | 0.00 | 104.68 | 942.12 | 0.00 | (942.12) |
| 01 1200 281 004 | NS Certified Health Benefits | 0.00 | 0.00 | 0.00 | 0.00 | 0.00 |
| 01 1200 281 006 | HW Certified Health Benefits | 3,550.00 | 295.16 | 2,656.44 | 74.83 | 893.56 |
| 281 | CERTIFIED HEALTH BENEFITS | 3,550.00 | 695.00 | 5,074.36 | 142.94 | (1,524.36) |
| 01 1200 317 000 | Legal Services | 0.00 | 0.00 | 0.00 | 0.00 | 0.00 |
| 317 | LEGAL SERVICES | 0.00 | 0.00 | 0.00 | 0.00 | 0.00 |
| 01 1200 330 000 | Director Training & Development | 0.00 | 0.00 | 0.00 | 0.00 | 0.00 |
| 01 1200 330 001 | HS Training & Development | 0.00 | 0.00 | 0.00 | 0.00 | 0.00 |
| 01 1200 330 002 | MS Training & Development | 0.00 | 0.00 | 0.00 | 0.00 | 0.00 |
| 01 1200 330 004 | NS Training & Development | 0.00 | 0.00 | 0.00 | 0.00 | 0.00 |
| 01 1200 330 006 | HW Training & Development | 0.00 | 0.00 | 0.00 | 0.00 | 0.00 |
| 330 | TRAINING AND DEVELOPMENT | 0.00 | 0.00 | 0.00 | 0.00 | 0.00 |
| 01 1200 333 001 | HS Mileage Paid to Staff | 100.00 | 0.00 | 0.00 | 0.00 | 100.00 |
| 01 1200 333 002 | MS Mileage Paid to Staff | 100.00 | 0.00 | 0.00 | 0.00 | 100.00 |
| 01 1200 333 004 | NS Mileage Paid to Staff | 100.00 | 0.00 | 0.00 | 0.00 | 100.00 |
| 01 1200 333 006 | HW Mileage Paid to Staff | 100.00 | 0.00 | 0.00 | 0.00 | 100.00 |
| 333 | MILEAGE PAID TO STAFF | 400.00 | 0.00 | 0.00 | 0.00 | 400.00 |
| 01 1200 340 000 | Sec OT/PT | 0.00 | 0.00 | 0.00 | 0.00 | 0.00 |
| 01 1200 340 001 | HS Professional Services | 0.00 | 0.00 | 0.00 | 0.00 | 0.00 |
| 01 1200 340 002 | MS Professional Services | 0.00 | 0.00 | 0.00 | 0.00 | 0.00 |
| 01 1200 340 004 | NS Professional Services | 0.00 | 0.00 | 0.00 | 0.00 | 0.00 |
| 01 1200 340 006 | HW Professional Services | 0.00 | 0.00 | 0.00 | 0.00 | 0.00 |
| 340 | PROFESSIONAL SERVICES | 0.00 | 0.00 | 0.00 | 0.00 | 0.00 |
| 01 1200 382 000 | Director Cell Phone | 1,200.00 | 0.00 | 594.50 | 49.54 | 605.50 |
| 382 | DISTANCE LEARNING | 1,200.00 | 0.00 | 594.50 | 49.54 | 605.50 |
| 01 1200 561 001 | HS Tuition other School in NE | 0.00 | 0.00 | 0.00 | 0.00 | 0.00 |
| 01 1200 561 002 | MS Tuition other School in NE | 0.00 | 0.00 | 0.00 | 0.00 | 0.00 |
| 01 1200 561 004 | NS Tuition other School in NE | 0.00 | 0.00 | 0.00 | 0.00 | 0.00 |
| 01 1200 561 006 | HW Tuition other School in NE | 0.00 | 0.00 | 0.00 | 0.00 | 0.00 |
| 561 | TUITION OTHER SCHOOLS IN NE | 0.00 | 0.00 | 0.00 | 0.00 | 0.00 |
| 01 1200 563 001 | HS Tuition Private School | 0.00 | 0.00 | 0.00 | 0.00 | 0.00 |
| 01 1200 563 002 | MS Tuition Private School | 0.00 | 0.00 | 0.00 | 0.00 | 0.00 |
| 01 1200 563 004 | NS Tuition Private School | 0.00 | 0.00 | 0.00 | 0.00 | 0.00 |
| 01 1200 563 006 | HW Tuition Private | 0.00 | 0.00 | 0.00 | 0.00 | 0.00 |

| Account Number | Account Description | Revised Budget | Expended During Month | Expenditures to Date | % of Budget | Balance at EOM |
|---------------------|-------------------------------------|----------------|-----------------------|----------------------|-------------|----------------|
| School | | | | | | |
| 563 | TUITION PRIVATE SCHOOLS | 0.00 | 0.00 | 0.00 | 0.00 | 0.00 |
| 01 1200 565 001 | Tuition Postsecondary School | 0.00 | 0.00 | 0.00 | 0.00 | 0.00 |
| 565 | TUITION POSTSECONDARY SCHOOLS | 0.00 | 0.00 | 0.00 | 0.00 | 0.00 |
| 01 1200 580 000 | Director Travel | 400.00 | 0.00 | 0.00 | 45.00 | 400.00 |
| 01 1200 580 001 | HS Sped Travel | 100.00 | 0.00 | 0.00 | 0.00 | 100.00 |
| 01 1200 580 002 | MS Sped Travel | 100.00 | 0.00 | 0.00 | 0.00 | 100.00 |
| 01 1200 580 004 | NS Sped Travel | 100.00 | 0.00 | 0.00 | 0.00 | 100.00 |
| 01 1200 580 006 | HW Sped Travel | 100.00 | 0.00 | 0.00 | 0.00 | 100.00 |
| 580 | TRAVEL AND LODGING | 800.00 | 0.00 | 0.00 | 22.50 | 800.00 |
| 01 1200 591 001 | HS Services other School in NE | 0.00 | 0.00 | 0.00 | 0.00 | 0.00 |
| 01 1200 591 002 | MS Services other School in NE | 0.00 | 0.00 | 0.00 | 0.00 | 0.00 |
| 01 1200 591 004 | NS Services other School in NE | 0.00 | 0.00 | 0.00 | 0.00 | 0.00 |
| 01 1200 591 006 | HW Services other School in NE | 0.00 | 0.00 | 0.00 | 0.00 | 0.00 |
| 591 | SERVICES OTHER SCHOOL IN NE | 0.00 | 0.00 | 0.00 | 0.00 | 0.00 |
| 01 1200 592 001 | HS Services other School Outside NE | 0.00 | 0.00 | 0.00 | 0.00 | 0.00 |
| 01 1200 592 002 | MS Services other School Outside NE | 0.00 | 0.00 | 0.00 | 0.00 | 0.00 |
| 01 1200 592 004 | NS Services other School Outside NE | 0.00 | 0.00 | 0.00 | 0.00 | 0.00 |
| 01 1200 592 006 | HW Services other School Outside NE | 0.00 | 0.00 | 0.00 | 0.00 | 0.00 |
| 592 | SERVICES OTHER SCHOOL OUTSIDE NE | 0.00 | 0.00 | 0.00 | 0.00 | 0.00 |
| 01 1200 610 000 | IMPACT Supplies | 500.00 | 0.00 | 81.68 | 72.60 | 418.32 |
| 01 1200 610 001 | HS Sped Supplies | 500.00 | 0.00 | 240.00 | 131.62 | 260.00 |
| 01 1200 610 002 | MS Sped Supplies | 750.00 | 0.00 | 271.90 | 60.00 | 478.10 |
| 01 1200 610 004 | NS Sped Supplies | 750.00 | 0.00 | 271.43 | 90.54 | 478.57 |
| 01 1200 610 006 | HW Sped Supplies | 500.00 | 0.00 | 181.68 | 103.72 | 318.32 |
| 01 1200 610 000 101 | SPED Director Supplies | 100.00 | 0.00 | 55.13 | 55.13 | 44.87 |
| 610 | SUPPLIES | 3,100.00 | 0.00 | 1,101.82 | 87.87 | 1,998.18 |
| 01 1200 640 001 | HS Sped Textbooks | 500.00 | 0.00 | 0.00 | 0.00 | 500.00 |
| 01 1200 640 002 | MS Sped Textbooks | 500.00 | 0.00 | 0.00 | 0.00 | 500.00 |
| 01 1200 640 004 | NS Sped Textbooks | 500.00 | 0.00 | 0.00 | 0.00 | 500.00 |
| 01 1200 640 006 | HW Sped Textbooks | 500.00 | 0.00 | 0.00 | 0.00 | 500.00 |
| 640 | BOOKS/PERIODICALS | 2,000.00 | 0.00 | 0.00 | 0.00 | 2,000.00 |
| 01 1200 641 000 | IMPACT E Books | 0.00 | 0.00 | 0.00 | 0.00 | 0.00 |
| 01 1200 641 001 | HS E Books | 0.00 | 0.00 | 0.00 | 0.00 | 0.00 |
| 01 1200 641 002 | MS E Books | 0.00 | 0.00 | 0.00 | 0.00 | 0.00 |
| 01 1200 641 004 | NS E Books | 0.00 | 0.00 | 0.00 | 0.00 | 0.00 |
| 01 1200 641 006 | HW E Books | 0.00 | 0.00 | 0.00 | 0.00 | 0.00 |
| 641 | E BOOKS | 0.00 | 0.00 | 0.00 | 0.00 | 0.00 |
| 01 1200 643 000 | IMPACT Web Based Software | 10,000.00 | 3,607.00 | 3,607.00 | 36.07 | 6,393.00 |
| 01 1200 643 001 | HS Sped Web Software | 0.00 | 0.00 | 0.00 | 0.00 | 0.00 |
| 01 1200 643 002 | MS Sped Web Software | 0.00 | 0.00 | 0.00 | 0.00 | 0.00 |
| 01 1200 643 004 | NS Sped Web Software | 0.00 | 0.00 | 0.00 | 0.00 | 0.00 |
| 01 1200 643 006 | HW Sped Web Software | 0.00 | 0.00 | 0.00 | 0.00 | 0.00 |
| 643 | WEB/CLOUD SOFTWARE | 10,000.00 | 3,607.00 | 3,607.00 | 36.07 | 6,393.00 |
| 01 1200 730 000 | Equipment | 0.00 | 0.00 | 0.00 | 0.00 | 0.00 |
| 730 | EQUIPMENT | 0.00 | 0.00 | 0.00 | 0.00 | 0.00 |
| 01 1200 733 000 | IMPACT Furniture and Fixtures | 0.00 | 0.00 | 0.00 | 0.00 | 0.00 |
| 01 1200 733 001 | HS Furniture & Fixtures | 0.00 | 0.00 | 188.67 | 0.00 | (188.67) |
| 01 1200 733 002 | MS Furniture & Fixtures | 0.00 | 0.00 | 11.69 | 0.00 | (11.69) |
| 01 1200 733 004 | NS Furniture & Fixtures | 0.00 | 0.00 | 0.00 | 0.00 | 0.00 |
| 01 1200 733 006 | HW Furniture & Fixtures | 0.00 | 0.00 | 0.00 | 0.00 | 0.00 |

| Account Number | Account Description | Revised Budget | Expended During Month | Expenditures to Date | % of Budget | Balance at EOM |
|-----------------|---|----------------|-----------------------|----------------------|-------------|----------------|
| 733 | FURNITURE AND FIXTURES | 0.00 | 0.00 | 200.36 | 0.00 | (200.36) |
| 01 1200 734 001 | HS Tech Hardware | 0.00 | 0.00 | 0.00 | 0.00 | 0.00 |
| 01 1200 734 002 | MS Tech Hardware | 0.00 | 0.00 | 0.00 | 0.00 | 0.00 |
| 01 1200 734 004 | NS Tech Hardware | 0.00 | 0.00 | 0.00 | 0.00 | 0.00 |
| 01 1200 734 006 | HW Tech Hardware | 0.00 | 0.00 | 0.00 | 0.00 | 0.00 |
| 734 | TECHNOLOGY HARDWARE | 0.00 | 0.00 | 0.00 | 0.00 | 0.00 |
| 01 1200 739 000 | IMPACT Other Equipment | 0.00 | 0.00 | 0.00 | 0.00 | 0.00 |
| 01 1200 739 001 | HS Other Equipment | 0.00 | 0.00 | 0.00 | 0.00 | 0.00 |
| 01 1200 739 002 | MS Other Equipment | 0.00 | 0.00 | 0.00 | 0.00 | 0.00 |
| 01 1200 739 004 | NS Other Equipment | 0.00 | 0.00 | 0.00 | 0.00 | 0.00 |
| 01 1200 739 006 | HW Other Equipment | 0.00 | 0.00 | 0.00 | 0.00 | 0.00 |
| 739 | Other Equipment | 0.00 | 0.00 | 0.00 | 0.00 | 0.00 |
| 01 1200 810 000 | Dues and Fees | 750.00 | 0.00 | 725.00 | 167.33 | 25.00 |
| 810 | DUES AND FEES | 750.00 | 0.00 | 725.00 | 167.33 | 25.00 |
| 1200 | SPECIAL EDUCATION | 2,539,475.00 | 187,484.55 | 1,803,551.05 | 71.13 | 735,923.95 |
| 1300 | SUMMER SCHOOL/DRIVER'S EDUCATION | | | | | |
| 01 1300 111 000 | Cert. Driver's Ed Salary | 7,000.00 | 0.00 | 0.00 | 0.00 | 7,000.00 |
| 01 1300 111 001 | HS Cert. Summer School | 2,000.00 | 0.00 | 0.00 | 0.00 | 2,000.00 |
| 01 1300 111 002 | MS Cert. Summer School | 2,000.00 | 0.00 | 0.00 | 0.00 | 2,000.00 |
| 01 1300 111 004 | NS Cert. Summer School | 2,000.00 | 0.00 | 0.00 | 0.00 | 2,000.00 |
| 01 1300 111 006 | HW Cert. Summer School | 2,000.00 | 0.00 | 0.00 | 0.00 | 2,000.00 |
| 111 | CERTIFIED SALARIES | 15,000.00 | 0.00 | 0.00 | 0.00 | 15,000.00 |
| 01 1300 112 000 | Driver's Ed Secretary | 0.00 | 0.00 | 0.00 | 0.00 | 0.00 |
| 01 1300 112 001 | HS Para | 0.00 | 0.00 | 0.00 | 0.00 | 0.00 |
| 01 1300 112 002 | MS Para | 200.00 | 0.00 | 0.00 | 0.00 | 200.00 |
| 01 1300 112 004 | NS Para | 1,000.00 | 0.00 | 0.00 | 0.00 | 1,000.00 |
| 01 1300 112 006 | HW Para | 1,000.00 | 0.00 | 0.00 | 0.00 | 1,000.00 |
| 112 | PARA SALARIES | 2,200.00 | 0.00 | 0.00 | 0.00 | 2,200.00 |
| 01 1300 122 006 | Para Sub Salaries | 0.00 | 0.00 | 0.00 | 0.00 | 0.00 |
| 122 | PARA SUBSTITUTE SALARIES | 0.00 | 0.00 | 0.00 | 0.00 | 0.00 |
| 01 1300 123 001 | HS Cert. Sub Salary | 0.00 | 0.00 | 0.00 | 0.00 | 0.00 |
| 01 1300 123 002 | MS Cert. Sub | 0.00 | 0.00 | 0.00 | 0.00 | 0.00 |
| 01 1300 123 004 | NS Cert. Sub | 0.00 | 0.00 | 0.00 | 0.00 | 0.00 |
| 01 1300 123 006 | HW Cert. Sub | 0.00 | 0.00 | 0.00 | 0.00 | 0.00 |
| 123 | CERTIFIED SUBSTITUTE SALARIES | 0.00 | 0.00 | 0.00 | 0.00 | 0.00 |
| 01 1300 211 000 | Cert. Driver's Ed Group Ins | 0.00 | 0.00 | 0.00 | 0.00 | 0.00 |
| 01 1300 211 001 | HS Cert. Group Ins. | 0.00 | 0.00 | 0.00 | 0.00 | 0.00 |
| 01 1300 211 002 | MS Cert. Group Ins. | 0.00 | 0.00 | 0.00 | 0.00 | 0.00 |
| 01 1300 211 004 | NS Cert Group Ins. | 0.00 | 0.00 | 0.00 | 0.00 | 0.00 |
| 01 1300 211 006 | HW Group Ins. | 0.00 | 0.00 | 0.00 | 0.00 | 0.00 |
| 211 | CERTIFIED GROUP INSURANCE | 0.00 | 0.00 | 0.00 | 0.00 | 0.00 |
| 01 1300 221 000 | Driver's Ed FICA/Medicare | 550.00 | 0.00 | 0.00 | 0.00 | 550.00 |
| 01 1300 221 001 | HS Cert. FICA/Medicare | 200.00 | 0.00 | 0.00 | 0.00 | 200.00 |
| 01 1300 221 002 | MS Cert. FICA/Medicare | 200.00 | 0.00 | 0.00 | 0.00 | 200.00 |
| 01 1300 221 004 | NS Cert. FICA/Medicare | 200.00 | 0.00 | 0.00 | 0.00 | 200.00 |
| 01 1300 221 006 | HW Cert. FICA/Medicare | 200.00 | 0.00 | 0.00 | 0.00 | 200.00 |
| 221 | CERTIFIED FICA/MEDICARE | 1,350.00 | 0.00 | 0.00 | 0.00 | 1,350.00 |
| 01 1300 222 000 | Driver's Ed Sec FICA/Medicare | 20.00 | 0.00 | 0.00 | 0.00 | 20.00 |
| 01 1300 222 001 | HS Para FICA/Medicare | 0.00 | 0.00 | 0.00 | 0.00 | 0.00 |
| 01 1300 222 002 | MS Para FICA/Medicare | 0.00 | 0.00 | 0.00 | 0.00 | 0.00 |
| 01 1300 222 004 | NS Para FICA/Medicare | 80.00 | 0.00 | 0.00 | 0.00 | 80.00 |
| 01 1300 222 006 | HW Para FICA/Medicare | 80.00 | 0.00 | 0.00 | 0.00 | 80.00 |
| 222 | PARA FICA/MEDICARE | 180.00 | 0.00 | 0.00 | 0.00 | 180.00 |
| 01 1300 223 001 | Cert. Sub FICA/Medicare | 0.00 | 0.00 | 0.00 | 0.00 | 0.00 |
| 01 1300 223 002 | Cert Sub FICA/Medicare | 0.00 | 0.00 | 0.00 | 0.00 | 0.00 |
| 01 1300 223 004 | Cert. Sub FICA/Medicare | 0.00 | 0.00 | 0.00 | 0.00 | 0.00 |

| Account Number | Account Description | Revised Budget | Expended During Month | Expenditures to Date | % of Budget | Balance at EOM |
|---------------------|------------------------------------|----------------|-----------------------|----------------------|-------------|----------------|
| 01 1300 223 006 | Cert. Sub FICA/Medicare | 0.00 | 0.00 | 0.00 | 0.00 | 0.00 |
| 223 | CERTIFIED SUBSTITUTE FICA/MEDICARE | 0.00 | 0.00 | 0.00 | 0.00 | 0.00 |
| 01 1300 231 000 | Driver's Ed Retirement | 700.00 | 0.00 | 0.00 | 0.00 | 700.00 |
| 01 1300 231 001 | HS Cert. Retirement | 200.00 | 0.00 | 0.00 | 0.00 | 200.00 |
| 01 1300 231 002 | MS Cert. Retirement | 200.00 | 0.00 | 0.00 | 0.00 | 200.00 |
| 01 1300 231 004 | NS Cert. Retirement | 200.00 | 0.00 | 0.00 | 0.00 | 200.00 |
| 01 1300 231 006 | HW Cert. Retirement | 200.00 | 0.00 | 0.00 | 0.00 | 200.00 |
| 231 | CERTIFIED RETIREMENT | 1,500.00 | 0.00 | 0.00 | 0.00 | 1,500.00 |
| 01 1300 232 000 | Driver Ed Sec Retirement | 25.00 | 0.00 | 0.00 | 0.00 | 25.00 |
| 01 1300 232 001 | HS Para Retirement | 0.00 | 0.00 | 0.00 | 0.00 | 0.00 |
| 01 1300 232 002 | MS Para Retirement | 0.00 | 0.00 | 0.00 | 0.00 | 0.00 |
| 01 1300 232 004 | NS Para Retirement | 100.00 | 0.00 | 0.00 | 0.00 | 100.00 |
| 01 1300 232 006 | HW Para Retirement | 100.00 | 0.00 | 0.00 | 0.00 | 100.00 |
| 232 | PARA RETIREMENT | 225.00 | 0.00 | 0.00 | 0.00 | 225.00 |
| 01 1300 233 001 | SUBSTITUTE RETIREMENT | 0.00 | 0.00 | 0.00 | 0.00 | 0.00 |
| 01 1300 233 004 | Sub Retirement | 0.00 | 0.00 | 0.00 | 0.00 | 0.00 |
| 01 1300 233 006 | Sub Retirement | 0.00 | 0.00 | 0.00 | 0.00 | 0.00 |
| 233 | SUBSTITUTE RETIREMENT | 0.00 | 0.00 | 0.00 | 0.00 | 0.00 |
| 01 1300 237 000 | Increased Ret. Contribution Rate | 0.00 | 0.00 | 0.00 | 0.00 | 0.00 |
| 237 | Increased Ret. Contribution Rate | 0.00 | 0.00 | 0.00 | 0.00 | 0.00 |
| 01 1300 610 000 | Driver's Ed Supplies | 0.00 | 0.00 | 0.00 | 0.00 | 0.00 |
| 01 1300 610 001 | HS Supplies | 0.00 | 0.00 | 0.00 | 0.00 | 0.00 |
| 01 1300 610 002 | MS Supplies | 0.00 | 0.00 | 0.00 | 0.00 | 0.00 |
| 01 1300 610 004 | NS Supplies | 0.00 | 0.00 | 0.00 | 0.00 | 0.00 |
| 01 1300 610 006 | HW Supplies | 0.00 | 0.00 | 0.00 | 0.00 | 0.00 |
| 610 | SUPPLIES | 0.00 | 0.00 | 0.00 | 0.00 | 0.00 |
| 1300 | SUMMER SCHOOL/DRIVER'S EDUCATION | 20,455.00 | 0.00 | 0.00 | 0.00 | 20,455.00 |
| 2120 | GUIDANCE | | | | | |
| 01 2120 111 001 | HS Guidance Salary | 68,000.00 | 5,186.38 | 51,863.80 | 76.27 | 16,136.20 |
| 01 2120 111 002 | MS Guidance Salary | 63,500.00 | 4,849.31 | 48,493.10 | 76.37 | 15,006.90 |
| 111 | CERTIFIED SALARIES | 131,500.00 | 10,035.69 | 100,356.90 | 76.32 | 31,143.10 |
| 01 2120 112 001 | HS Guidance Secretary | 0.00 | 0.00 | 0.00 | 0.00 | 0.00 |
| 01 2120 112 002 | MS Guidance Secretary | 0.00 | 0.00 | 0.00 | 0.00 | 0.00 |
| 01 2120 112 001 019 | Para Salaries C19 | 0.00 | 0.00 | 0.00 | 0.00 | 0.00 |
| 01 2120 112 002 019 | Para Salaries C19 | 0.00 | 0.00 | 0.00 | 0.00 | 0.00 |
| 112 | PARA SALARIES | 0.00 | 0.00 | 0.00 | 0.00 | 0.00 |
| 01 2120 132 001 | HS Secretary Overtime | 0.00 | 0.00 | 0.00 | 0.00 | 0.00 |
| 01 2120 132 002 | MS Secretary Overtime | 0.00 | 0.00 | 0.00 | 0.00 | 0.00 |
| 132 | PARA OVERTIME | 0.00 | 0.00 | 0.00 | 0.00 | 0.00 |
| 01 2120 151 001 | Cert Addtl Compensation | 0.00 | 0.00 | 0.00 | 0.00 | 0.00 |
| 01 2120 151 002 | Certified Addt'l Compensation | 0.00 | 0.00 | 0.00 | 0.00 | 0.00 |
| 151 | CERTIFIED ADDT'L COMPENSATION | 0.00 | 0.00 | 0.00 | 0.00 | 0.00 |
| 01 2120 152 001 | Para Addtl Compensation | 0.00 | 0.00 | 0.00 | 0.00 | 0.00 |
| 01 2120 152 002 | Para Addt'l Compensation | 0.00 | 0.00 | 0.00 | 0.00 | 0.00 |
| 152 | PARA ADDT'L COMPENSATION | 0.00 | 0.00 | 0.00 | 0.00 | 0.00 |
| 01 2120 211 001 | HS Cert Group Ins. | 23,500.00 | 1,921.49 | 17,293.41 | 73.59 | 6,206.59 |
| 01 2120 211 002 | MS Cert. Group Ins. | 50.00 | 3.27 | 29.43 | 58.86 | 20.57 |
| 211 | CERTIFIED GROUP INSURANCE | 23,550.00 | 1,924.76 | 17,322.84 | 73.56 | 6,227.16 |
| 01 2120 212 001 | HS Sec. Group Ins. | 0.00 | 0.00 | 0.00 | 0.00 | 0.00 |
| 01 2120 212 002 | MS Sec. Group Ins. | 0.00 | 0.00 | 0.00 | 0.00 | 0.00 |
| 01 2120 212 001 019 | Para Group Ins C19 | 0.00 | 0.00 | 0.00 | 0.00 | 0.00 |
| 01 2120 212 002 019 | Para Group Ins C19 | 0.00 | 0.00 | 0.00 | 0.00 | 0.00 |
| 212 | PARA GROUP INSURANCE | 0.00 | 0.00 | 0.00 | 0.00 | 0.00 |
| 01 2120 221 001 | HS Cert. FICA/Medicare | 5,200.00 | 392.00 | 3,924.76 | 75.48 | 1,275.24 |
| 01 2120 221 002 | MS Cert. FICA/Medicare | 4,900.00 | 370.98 | 3,709.77 | 75.71 | 1,190.23 |
| 221 | CERTIFIED FICA/MEDICARE | 10,100.00 | 762.98 | 7,634.53 | 75.59 | 2,465.47 |

06/07/2022 07:21 AM

Regular; Processing Month 05/2022; Fund Number 01

User ID: WIECBREN

| Account Number | Account Description | Revised Budget | Expended During Month | Expenditures to Date | % of Budget | Balance at EOM |
|---------------------|----------------------------------|----------------|-----------------------|----------------------|-------------|----------------|
| 01 2120 222 001 | HS Sec. FICA/Medicare | 0.00 | 0.00 | 0.00 | 0.00 | 0.00 |
| 01 2120 222 002 | MS Sec. FICA/Medicare | 0.00 | 0.00 | 0.00 | 0.00 | 0.00 |
| 01 2120 222 001 019 | Para FICA/Medicare C19 | 0.00 | 0.00 | 0.00 | 0.00 | 0.00 |
| 01 2120 222 002 019 | Para FICA/Medicare C19 | 0.00 | 0.00 | 0.00 | 0.00 | 0.00 |
| 222 | PARA FICA/MEDICARE | 0.00 | 0.00 | 0.00 | 0.00 | 0.00 |
| 01 2120 231 001 | HS Cert. Retirement | 6,700.00 | 512.30 | 5,123.00 | 76.46 | 1,577.00 |
| 01 2120 231 002 | MS Cert. Retirement | 6,300.00 | 479.00 | 4,790.06 | 76.03 | 1,509.94 |
| 231 | CERTIFIED RETIREMENT | 13,000.00 | 991.30 | 9,913.06 | 76.25 | 3,086.94 |
| 01 2120 232 001 | HS Sec. Retirement | 0.00 | 0.00 | 0.00 | 0.00 | 0.00 |
| 01 2120 232 002 | MS Sec. Retirement | 0.00 | 0.00 | 0.00 | 0.00 | 0.00 |
| 01 2120 232 001 019 | Para Retirement C19 | 0.00 | 0.00 | 0.00 | 0.00 | 0.00 |
| 01 2120 232 002 019 | Para Retirement C19 | 0.00 | 0.00 | 0.00 | 0.00 | 0.00 |
| 232 | PARA RETIREMENT | 0.00 | 0.00 | 0.00 | 0.00 | 0.00 |
| 01 2120 237 000 | Increased Ret. Contribution Rate | 0.00 | 0.00 | 0.00 | 0.00 | 0.00 |
| 237 | Increased Ret. Contribution Rate | 0.00 | 0.00 | 0.00 | 0.00 | 0.00 |
| 01 2120 271 001 | HS Cert. Work Comp | 500.00 | 44.04 | 528.38 | 105.68 | (28.38) |
| 01 2120 271 002 | MS Cert. Work Comp | 500.00 | 41.13 | 493.45 | 98.69 | 6.55 |
| 271 | CERTIFIED WORKMEN'S COMP | 1,000.00 | 85.17 | 1,021.83 | 102.18 | (21.83) |
| 01 2120 272 001 | HS Sec. Work Comp | 0.00 | 0.00 | 0.00 | 0.00 | 0.00 |
| 01 2120 272 002 | MS Sec. Work Comp | 0.00 | 0.00 | 0.00 | 0.00 | 0.00 |
| 272 | PARA WORKMEN'S COMP | 0.00 | 0.00 | 0.00 | 0.00 | 0.00 |
| 01 2120 281 001 | HS Cert. Health Benefits | 0.00 | 0.00 | 0.00 | 0.00 | 0.00 |
| 01 2120 281 002 | MS Cert. Health Benefits | 0.00 | 0.00 | 0.00 | 0.00 | 0.00 |
| 281 | CERTIFIED HEALTH BENEFITS | 0.00 | 0.00 | 0.00 | 0.00 | 0.00 |
| 01 2120 330 001 | HS Training & Development | 0.00 | 0.00 | 0.00 | 0.00 | 0.00 |
| 01 2120 330 002 | MS Training & Development | 0.00 | 0.00 | 0.00 | 0.00 | 0.00 |
| 330 | TRAINING AND DEVELOPMENT | 0.00 | 0.00 | 0.00 | 0.00 | 0.00 |
| 01 2120 333 001 | HS Mileage | 0.00 | 0.00 | 0.00 | 0.00 | 0.00 |
| 01 2120 333 002 | MS Mileage | 0.00 | 0.00 | 0.00 | 0.00 | 0.00 |
| 333 | MILEAGE PAID TO STAFF | 0.00 | 0.00 | 0.00 | 0.00 | 0.00 |
| 01 2120 340 004 | NS Professional Services | 0.00 | 0.00 | 0.00 | 0.00 | 0.00 |
| 01 2120 340 006 | HW Professional Services | 0.00 | 0.00 | 0.00 | 0.00 | 0.00 |
| 340 | PROFESSIONAL SERVICES | 0.00 | 0.00 | 0.00 | 0.00 | 0.00 |
| 01 2120 580 001 | HS Travel Expenses | 150.00 | 0.00 | 0.00 | 0.00 | 150.00 |
| 01 2120 580 002 | MS Travel Expenses | 275.00 | 0.00 | 0.00 | 0.00 | 275.00 |
| 580 | TRAVEL AND LODGING | 425.00 | 0.00 | 0.00 | 0.00 | 425.00 |
| 01 2120 610 001 | HS Guidance Supplies | 250.00 | 0.00 | 273.50 | 174.00 | (23.50) |
| 01 2120 610 002 | MS Guidance Supplies | 500.00 | 30.32 | 30.32 | 12.13 | 469.68 |
| 01 2120 610 004 | NS Guidance Supplies | 125.00 | 0.00 | 0.00 | 0.00 | 125.00 |
| 01 2120 610 006 | HW Guidance Supplies | 125.00 | 0.00 | 0.00 | 0.00 | 125.00 |
| 610 | SUPPLIES | 1,000.00 | 30.32 | 303.82 | 49.56 | 696.18 |
| 01 2120 810 001 | HS Dues and Fees | 0.00 | 0.00 | 0.00 | 0.00 | 0.00 |
| 01 2120 810 002 | MS Dues and Fees | 0.00 | 0.00 | 0.00 | 0.00 | 0.00 |
| 810 | DUES AND FEES | 0.00 | 0.00 | 0.00 | 0.00 | 0.00 |
| 01 2120 890 001 | HS Other Expenses | 0.00 | 0.00 | 0.00 | 0.00 | 0.00 |
| 01 2120 890 002 | MS Other Expenses | 0.00 | 0.00 | 0.00 | 0.00 | 0.00 |
| 890 | OTHER EXPENSES | 0.00 | 0.00 | 0.00 | 0.00 | 0.00 |
| 2120 | GUIDANCE | 180,575.00 | 13,830.22 | 136,552.98 | 75.73 | 44,022.02 |
| 2130 | NURSE | | | | | |
| 01 2130 116 000 | Nurse Salary | 56,000.00 | 4,285.00 | 42,850.00 | 76.52 | 13,150.00 |
| 116 | PROFESSIONAL SALARY | 56,000.00 | 4,285.00 | 42,850.00 | 76.52 | 13,150.00 |
| 01 2130 156 000 | Add'l Compensation | 0.00 | 0.00 | 421.79 | 0.00 | (421.79) |
| 156 | PROFESSIONAL ADDITIONAL COMP | 0.00 | 0.00 | 421.79 | 0.00 | (421.79) |
| 01 2130 216 000 | Nurse Group Ins. | 19,500.00 | 1,639.56 | 14,742.81 | 75.60 | 4,757.19 |
| 216 | PROFESSIONAL GROUP INSURANCE | 19,500.00 | 1,639.56 | 14,742.81 | 75.60 | 4,757.19 |

06/07/2022 07:21 AM

Regular; Processing Month 05/2022; Fund Number 01

User ID: WIECBREN

| Account Number | Account Description | Revised Budget | Expended During Month | Expenditures to Date | % of Budget | Balance at EOM |
|-----------------|----------------------------------|----------------|-----------------------|----------------------|-------------|----------------|
| 01 2130 226 000 | Nurse FICA/Medicare | 4,300.00 | 297.90 | 3,041.23 | 70.73 | 1,258.77 |
| 226 | PROFESSIONAL FICA/MEDICARE | 4,300.00 | 297.90 | 3,041.23 | 70.73 | 1,258.77 |
| 01 2130 236 000 | Nurse Retirement | 5,500.00 | 423.26 | 4,274.27 | 77.71 | 1,225.73 |
| 236 | PROFESSIONAL RETIREMENT | 5,500.00 | 423.26 | 4,274.27 | 77.71 | 1,225.73 |
| 01 2130 237 000 | Increased Ret. Contribution Rate | 0.00 | 0.00 | 0.00 | 0.00 | 0.00 |
| 237 | Increased Ret. Contribution Rate | 0.00 | 0.00 | 0.00 | 0.00 | 0.00 |
| 01 2130 276 000 | Nurse Work Comp | 425.00 | 36.27 | 435.15 | 102.39 | (10.15) |
| 276 | PROFESSIONAL WORK COMP | 425.00 | 36.27 | 435.15 | 102.39 | (10.15) |
| 01 2130 286 000 | Nurse Health Benefits | 3,550.00 | 295.16 | 2,656.44 | 74.83 | 893.56 |
| 286 | PROFESSIONAL HEALTH BENEFITS | 3,550.00 | 295.16 | 2,656.44 | 74.83 | 893.56 |
| 01 2130 330 000 | Nurse Training & Development | 500.00 | 0.00 | 1,125.00 | 225.00 | (625.00) |
| 330 | TRAINING AND DEVELOPMENT | 500.00 | 0.00 | 1,125.00 | 225.00 | (625.00) |
| 01 2130 333 000 | Nurse Mileage | 500.00 | 283.14 | 394.02 | 78.80 | 105.98 |
| 333 | MILEAGE PAID TO STAFF | 500.00 | 283.14 | 394.02 | 78.80 | 105.98 |
| 01 2130 340 000 | Other Professional Services | 0.00 | 0.00 | 0.00 | 0.00 | 0.00 |
| 340 | PROFESSIONAL SERVICES | 0.00 | 0.00 | 0.00 | 0.00 | 0.00 |
| 01 2130 382 000 | Nurse Cell Phone | 720.00 | 0.00 | 258.25 | 35.87 | 461.75 |
| 382 | DISTANCE LEARNING | 720.00 | 0.00 | 258.25 | 35.87 | 461.75 |
| 01 2130 580 000 | Nurse Travel Expenses | 125.00 | 0.00 | 0.00 | 0.00 | 125.00 |
| 580 | TRAVEL AND LODGING | 125.00 | 0.00 | 0.00 | 0.00 | 125.00 |
| 01 2130 610 000 | Nurse General Supplies | 3,000.00 | 0.00 | 584.21 | 23.19 | 2,415.79 |
| 610 | SUPPLIES | 3,000.00 | 0.00 | 584.21 | 23.19 | 2,415.79 |
| 01 2130 810 000 | Nurse Dues and Fees | 0.00 | 0.00 | 0.00 | 0.00 | 0.00 |
| 810 | DUES AND FEES | 0.00 | 0.00 | 0.00 | 0.00 | 0.00 |
| 01 2130 890 000 | Other Expenses | 0.00 | 0.00 | 0.00 | 0.00 | 0.00 |
| 890 | OTHER EXPENSES | 0.00 | 0.00 | 0.00 | 0.00 | 0.00 |
| 2130 | NURSE | 94,120.00 | 7,260.29 | 70,783.17 | 75.32 | 23,336.83 |

2141 SCHOOL AGE PSYCHOLOGY

| | | | | | | |
|-----------------|----------------------------------|------------|----------|-----------|-------|-----------|
| 01 2141 111 001 | HS Psych Cert. Salary | 30,000.00 | 2,290.28 | 22,902.80 | 76.34 | 7,097.20 |
| 01 2141 111 002 | MS Psych Cert. Salary | 23,500.00 | 1,601.23 | 17,586.65 | 74.84 | 5,913.35 |
| 01 2141 111 004 | NS Psych Cert. Salary | 29,000.00 | 2,001.54 | 21,983.25 | 75.80 | 7,016.75 |
| 01 2141 111 006 | HW Psych Cert. Salary | 45,000.00 | 3,641.23 | 36,412.30 | 80.92 | 8,587.70 |
| 111 | CERTIFIED SALARIES | 127,500.00 | 9,534.28 | 98,885.00 | 77.56 | 28,615.00 |
| 01 2141 151 001 | HS Cert. Additional Comp | 0.00 | 0.00 | 0.00 | 0.00 | 0.00 |
| 01 2141 151 002 | MS Cert. Additional Comp | 0.00 | 0.00 | 0.00 | 0.00 | 0.00 |
| 01 2141 151 004 | NS Cert. Additional Comp | 0.00 | 0.00 | 0.00 | 0.00 | 0.00 |
| 01 2141 151 006 | HW Cert. Additional Comp | 2,700.00 | 0.00 | 0.00 | 0.00 | 2,700.00 |
| 151 | CERTIFIED ADDT'L COMPENSATION | 2,700.00 | 0.00 | 0.00 | 0.00 | 2,700.00 |
| 01 2141 211 001 | HS Certified Group Ins | 9,250.00 | 768.60 | 6,917.40 | 74.78 | 2,332.60 |
| 01 2141 211 002 | MS Certified Group Ins | 9,250.00 | 768.60 | 6,917.40 | 74.78 | 2,332.60 |
| 01 2141 211 004 | NS Certified Group Ins | 11,650.00 | 960.74 | 8,646.67 | 74.22 | 3,003.33 |
| 01 2141 211 006 | HW Certified Group Ins | 14,000.00 | 1,152.89 | 10,376.01 | 74.11 | 3,623.99 |
| 211 | CERTIFIED GROUP INSURANCE | 44,150.00 | 3,650.83 | 32,857.48 | 74.42 | 11,292.52 |
| 01 2141 221 001 | HS Cert. FICA/Medicare | 2,300.00 | 166.00 | 1,669.21 | 72.57 | 630.79 |
| 01 2141 221 002 | MS Cert. FICA/Medicare | 1,800.00 | 121.23 | 1,334.07 | 74.12 | 465.93 |
| 01 2141 221 004 | NS Cert. FICA/Medicare | 2,200.00 | 151.54 | 1,667.55 | 75.80 | 532.45 |
| 01 2141 221 006 | HW Cert. FICA/Medicare | 3,400.00 | 263.90 | 2,653.65 | 78.05 | 746.35 |
| 221 | CERTIFIED FICA/MEDICARE | 9,700.00 | 702.67 | 7,324.48 | 75.51 | 2,375.52 |
| 01 2141 231 001 | HS Cert. Retirement | 3,000.00 | 226.23 | 2,262.30 | 75.41 | 737.70 |
| 01 2141 231 002 | MS Cert. Retirement | 2,300.00 | 158.17 | 1,737.13 | 75.53 | 562.87 |
| 01 2141 231 004 | NS Cert. Retirement | 2,900.00 | 197.71 | 2,171.43 | 74.88 | 728.57 |
| 01 2141 231 006 | HW Cert. Retirement | 4,400.00 | 359.67 | 3,596.70 | 81.74 | 803.30 |
| 231 | CERTIFIED RETIREMENT | 12,600.00 | 941.78 | 9,767.56 | 77.52 | 2,832.44 |
| 01 2141 237 000 | Increased Ret. Contribution Rate | 0.00 | 0.00 | 0.00 | 0.00 | 0.00 |

| Account Number | Account Description | Revised Budget | Expended During Month | Expenditures to Date | % of Budget | Balance at EOM |
|-----------------|-----------------------------------|----------------|-----------------------|----------------------|-------------|----------------|
| 237 | Increased Ret. Contribution Rate | 0.00 | 0.00 | 0.00 | 0.00 | 0.00 |
| 01 2141 271 001 | HS Cert. Work Comp | 200.00 | 19.43 | 233.11 | 116.56 | (33.11) |
| 01 2141 271 002 | MS Cert. Work Comp | 150.00 | 15.22 | 182.60 | 121.73 | (32.60) |
| 01 2141 271 004 | NS Cert. Work Comp | 275.00 | 18.78 | 225.32 | 81.93 | 49.68 |
| 01 2141 271 006 | HW Cert. Work Comp | 400.00 | 29.15 | 349.71 | 87.43 | 50.29 |
| 271 | CERTIFIED WORKMEN'S COMP | 1,025.00 | 82.58 | 990.74 | 96.66 | 34.26 |
| 01 2141 281 001 | HS Cert. Health Benefits | 0.00 | 0.00 | 0.00 | 0.00 | 0.00 |
| 01 2141 281 002 | MS Cert. Health Benefits | 0.00 | 0.00 | 0.00 | 0.00 | 0.00 |
| 01 2141 281 004 | NS Cert. Health Benefits | 0.00 | 0.00 | 0.00 | 0.00 | 0.00 |
| 01 2141 281 006 | HW Cert. Health Benefits | 0.00 | 0.00 | 0.00 | 0.00 | 0.00 |
| 281 | CERTIFIED HEALTH BENEFITS | 0.00 | 0.00 | 0.00 | 0.00 | 0.00 |
| 01 2141 330 001 | HS Psych Training and Development | 0.00 | 0.00 | 0.00 | 0.00 | 0.00 |
| 01 2141 330 002 | MS Psych Training and Development | 0.00 | 0.00 | 0.00 | 0.00 | 0.00 |
| 01 2141 330 004 | NS Psych Training and Development | 0.00 | 0.00 | 0.00 | 0.00 | 0.00 |
| 01 2141 330 006 | HW Psych Training and Development | 0.00 | 0.00 | 0.00 | 0.00 | 0.00 |
| 330 | TRAINING AND DEVELOPMENT | 0.00 | 0.00 | 0.00 | 0.00 | 0.00 |
| 01 2141 333 001 | HS Mileage Paid to Staff | 0.00 | 0.00 | 0.00 | 0.00 | 0.00 |
| 01 2141 333 002 | MS Mileage Paid to Staff | 0.00 | 0.00 | 0.00 | 0.00 | 0.00 |
| 01 2141 333 004 | NS Mileage Paid to Staff | 0.00 | 0.00 | 0.00 | 0.00 | 0.00 |
| 01 2141 333 006 | HW Mileage Paid to Staff | 0.00 | 0.00 | 0.00 | 0.00 | 0.00 |
| 333 | MILEAGE PAID TO STAFF | 0.00 | 0.00 | 0.00 | 0.00 | 0.00 |
| 01 2141 340 001 | HS Psych Prof. Services | 0.00 | 0.00 | 0.00 | 0.00 | 0.00 |
| 01 2141 340 002 | MS Psych Prof. Services | 0.00 | 0.00 | 0.00 | 0.00 | 0.00 |
| 01 2141 340 004 | NS Psych Prof. Services | 0.00 | 0.00 | 0.00 | 0.00 | 0.00 |
| 01 2141 340 006 | HW Psych Prof. Services | 0.00 | 0.00 | 0.00 | 0.00 | 0.00 |
| 340 | PROFESSIONAL SERVICES | 0.00 | 0.00 | 0.00 | 0.00 | 0.00 |
| 01 2141 580 001 | HS Travel | 0.00 | 0.00 | 0.00 | 0.00 | 0.00 |
| 01 2141 580 002 | MS Travel | 0.00 | 0.00 | 0.00 | 0.00 | 0.00 |
| 01 2141 580 004 | NS Travel | 0.00 | 0.00 | 0.00 | 0.00 | 0.00 |
| 01 2141 580 006 | HW Travel | 0.00 | 0.00 | 0.00 | 0.00 | 0.00 |
| 580 | TRAVEL AND LODGING | 0.00 | 0.00 | 0.00 | 0.00 | 0.00 |
| 01 2141 610 001 | HS Psych Supplies | 750.00 | 0.00 | 0.00 | 0.00 | 750.00 |
| 01 2141 610 002 | MS Psych Supplies | 750.00 | 0.00 | 661.00 | 94.57 | 89.00 |
| 01 2141 610 004 | NS Psych Supplies | 750.00 | 0.00 | 86.30 | 11.51 | 663.70 |
| 01 2141 610 006 | HW Psych Supplies | 750.00 | 0.00 | 273.18 | 64.84 | 476.82 |
| 610 | SUPPLIES | 3,000.00 | 0.00 | 1,020.48 | 42.73 | 1,979.52 |
| 01 2141 810 001 | HS Dues and Fees | 0.00 | 0.00 | 0.00 | 0.00 | 0.00 |
| 01 2141 810 002 | MS Dues and Fees | 0.00 | 0.00 | 0.00 | 0.00 | 0.00 |
| 01 2141 810 004 | NS Dues and Fees | 0.00 | 0.00 | 0.00 | 0.00 | 0.00 |
| 01 2141 810 006 | HW Dues and Fees | 0.00 | 0.00 | 0.00 | 0.00 | 0.00 |
| 810 | DUES AND FEES | 0.00 | 0.00 | 0.00 | 0.00 | 0.00 |
| 01 2141 890 001 | HS Other Psych Expense | 0.00 | 0.00 | 0.00 | 0.00 | 0.00 |
| 01 2141 890 002 | MS Psych Other Expenses | 0.00 | 0.00 | 0.00 | 0.00 | 0.00 |
| 01 2141 890 004 | NS Psych Other Expenses | 0.00 | 0.00 | 0.00 | 0.00 | 0.00 |
| 01 2141 890 006 | HW Psych Other Expenses | 0.00 | 0.00 | 0.00 | 0.00 | 0.00 |
| 890 | OTHER EXPENSES | 0.00 | 0.00 | 0.00 | 0.00 | 0.00 |
| 2141 | SCHOOL AGE PSYCHOLOGY | 200,675.00 | 14,912.14 | 150,845.74 | 75.30 | 49,829.26 |
| 2142 | AGE 3-5 PSYCHOLOGY | | | | | |
| 01 2142 111 004 | NS Cert. Salary | 6,000.00 | 0.00 | 888.08 | 14.80 | 5,111.92 |
| 111 | CERTIFIED SALARIES | 6,000.00 | 0.00 | 888.08 | 14.80 | 5,111.92 |
| 01 2142 151 004 | Cert. Additional Comp. | 0.00 | 0.00 | 0.00 | 0.00 | 0.00 |
| 151 | CERTIFIED ADDT'L COMPENSATION | 0.00 | 0.00 | 0.00 | 0.00 | 0.00 |
| 01 2142 211 004 | NS Cert. Group Ins. | 2,400.00 | 0.00 | 192.14 | 8.01 | 2,207.86 |
| 211 | CERTIFIED GROUP INSURANCE | 2,400.00 | 0.00 | 192.14 | 8.01 | 2,207.86 |
| 01 2142 221 004 | NS Cert. FICA/Medicare | 500.00 | 0.00 | 67.63 | 13.53 | 432.37 |

| Account Number | Account Description | Revised Budget | Expended During Month | Expenditures to Date | % of Budget | Balance at EOM |
|-----------------|---------------------------------------|----------------|-----------------------|----------------------|-------------|----------------|
| 221 | CERTIFIED FICA/MEDICARE | 500.00 | 0.00 | 67.63 | 13.53 | 432.37 |
| 01 2142 231 004 | NS Cert. Retirement | 600.00 | 0.00 | 87.72 | 14.62 | 512.28 |
| 231 | CERTIFIED RETIREMENT | 600.00 | 0.00 | 87.72 | 14.62 | 512.28 |
| 01 2142 237 000 | Increased Ret. Contribution Rate | 0.00 | 0.00 | 0.00 | 0.00 | 0.00 |
| 237 | Increased Ret. Contribution Rate | 0.00 | 0.00 | 0.00 | 0.00 | 0.00 |
| 01 2142 271 004 | NS Cert. Work Comp | 50.00 | 0.00 | 0.00 | 0.00 | 50.00 |
| 271 | CERTIFIED WORKMEN'S COMP | 50.00 | 0.00 | 0.00 | 0.00 | 50.00 |
| 01 2142 281 004 | NS Cert. Health Benefits | 0.00 | 0.00 | 0.00 | 0.00 | 0.00 |
| 281 | CERTIFIED HEALTH BENEFITS | 0.00 | 0.00 | 0.00 | 0.00 | 0.00 |
| 01 2142 330 004 | Training & Development | 0.00 | 0.00 | 0.00 | 0.00 | 0.00 |
| 330 | TRAINING AND DEVELOPMENT | 0.00 | 0.00 | 0.00 | 0.00 | 0.00 |
| 01 2142 333 004 | Mileage | 0.00 | 0.00 | 0.00 | 0.00 | 0.00 |
| 333 | MILEAGE PAID TO STAFF | 0.00 | 0.00 | 0.00 | 0.00 | 0.00 |
| 01 2142 340 004 | Professional Services | 0.00 | 0.00 | 0.00 | 0.00 | 0.00 |
| 340 | PROFESSIONAL SERVICES | 0.00 | 0.00 | 0.00 | 0.00 | 0.00 |
| 01 2142 580 004 | Travel | 0.00 | 0.00 | 0.00 | 0.00 | 0.00 |
| 580 | TRAVEL AND LODGING | 0.00 | 0.00 | 0.00 | 0.00 | 0.00 |
| 01 2142 591 004 | Services from other school in NE | 0.00 | 0.00 | 0.00 | 0.00 | 0.00 |
| 591 | SERVICES OTHER SCHOOL IN NE | 0.00 | 0.00 | 0.00 | 0.00 | 0.00 |
| 01 2142 592 004 | Services from other School Outside NE | 0.00 | 0.00 | 0.00 | 0.00 | 0.00 |
| 592 | SERVICES OTHER SCHOOL OUTSIDE NE | 0.00 | 0.00 | 0.00 | 0.00 | 0.00 |
| 01 2142 610 004 | Supplies | 0.00 | 0.00 | 0.00 | 0.00 | 0.00 |
| 610 | SUPPLIES | 0.00 | 0.00 | 0.00 | 0.00 | 0.00 |
| 01 2142 810 004 | Dues and Fees | 0.00 | 0.00 | 0.00 | 0.00 | 0.00 |
| 810 | DUES AND FEES | 0.00 | 0.00 | 0.00 | 0.00 | 0.00 |
| 01 2142 890 004 | Psych Other Expenses | 0.00 | 0.00 | 0.00 | 0.00 | 0.00 |
| 890 | OTHER EXPENSES | 0.00 | 0.00 | 0.00 | 0.00 | 0.00 |
| 2142 | AGE 3-5 PSYCHOLOGY | 9,550.00 | 0.00 | 1,235.57 | 12.94 | 8,314.43 |
| 2143 | AGE 0-2 PSYCHOLOGY | | | | | |
| 01 2143 111 004 | Certified Salary | 0.00 | 0.00 | 0.00 | 0.00 | 0.00 |
| 111 | CERTIFIED SALARIES | 0.00 | 0.00 | 0.00 | 0.00 | 0.00 |
| 01 2143 151 004 | Cert. Additional Comp | 0.00 | 0.00 | 0.00 | 0.00 | 0.00 |
| 151 | CERTIFIED ADDT'L COMPENSATION | 0.00 | 0.00 | 0.00 | 0.00 | 0.00 |
| 01 2143 211 004 | Cert. Group Ins. | 0.00 | 0.00 | 0.00 | 0.00 | 0.00 |
| 211 | CERTIFIED GROUP INSURANCE | 0.00 | 0.00 | 0.00 | 0.00 | 0.00 |
| 01 2143 221 004 | Cert. FICA/Medicare | 0.00 | 0.00 | 0.00 | 0.00 | 0.00 |
| 221 | CERTIFIED FICA/MEDICARE | 0.00 | 0.00 | 0.00 | 0.00 | 0.00 |
| 01 2143 231 004 | Cert Retirement | 0.00 | 0.00 | 0.00 | 0.00 | 0.00 |
| 231 | CERTIFIED RETIREMENT | 0.00 | 0.00 | 0.00 | 0.00 | 0.00 |
| 01 2143 271 004 | Cert. Work Comp | 0.00 | 0.00 | 0.00 | 0.00 | 0.00 |
| 271 | CERTIFIED WORKMEN'S COMP | 0.00 | 0.00 | 0.00 | 0.00 | 0.00 |
| 01 2143 281 004 | Cert. Health Benefits | 0.00 | 0.00 | 0.00 | 0.00 | 0.00 |
| 281 | CERTIFIED HEALTH BENEFITS | 0.00 | 0.00 | 0.00 | 0.00 | 0.00 |
| 01 2143 330 004 | Training and Development | 0.00 | 0.00 | 0.00 | 0.00 | 0.00 |
| 330 | TRAINING AND DEVELOPMENT | 0.00 | 0.00 | 0.00 | 0.00 | 0.00 |
| 01 2143 333 004 | Mileage | 0.00 | 0.00 | 0.00 | 0.00 | 0.00 |
| 333 | MILEAGE PAID TO STAFF | 0.00 | 0.00 | 0.00 | 0.00 | 0.00 |
| 01 2143 340 004 | Professional Services | 0.00 | 0.00 | 0.00 | 0.00 | 0.00 |
| 340 | PROFESSIONAL SERVICES | 0.00 | 0.00 | 0.00 | 0.00 | 0.00 |
| 01 2143 580 004 | Travel | 0.00 | 0.00 | 0.00 | 0.00 | 0.00 |
| 580 | TRAVEL AND LODGING | 0.00 | 0.00 | 0.00 | 0.00 | 0.00 |
| 01 2143 591 004 | Services from Other School in NE | 0.00 | 0.00 | 0.00 | 0.00 | 0.00 |
| 591 | SERVICES OTHER SCHOOL IN NE | 0.00 | 0.00 | 0.00 | 0.00 | 0.00 |

| Account Number | Account Description | Revised Budget | Expended During Month | Expenditures to Date | % of Budget | Balance at EOM |
|-----------------|---|----------------|-----------------------|----------------------|-------------|----------------|
| 01 2143 592 004 | Services other School outside NE | 0.00 | 0.00 | 0.00 | 0.00 | 0.00 |
| 592 | SERVICES OTHER SCHOOL OUTSIDE NE | 0.00 | 0.00 | 0.00 | 0.00 | 0.00 |
| 01 2143 610 004 | Supplies | 0.00 | 0.00 | 0.00 | 0.00 | 0.00 |
| 610 | SUPPLIES | 0.00 | 0.00 | 0.00 | 0.00 | 0.00 |
| 01 2143 890 004 | Other Expenses | 0.00 | 0.00 | 0.00 | 0.00 | 0.00 |
| 890 | OTHER EXPENSES | 0.00 | 0.00 | 0.00 | 0.00 | 0.00 |
| 2143 | AGE 0-2 PSYCHOLOGY | 0.00 | 0.00 | 0.00 | 0.00 | 0.00 |
| 2151 | SCHOOL AGE SPEECH & AUDIOLOGY SERVICES | | | | | |
| 01 2151 111 001 | HS Certified Salary | 0.00 | 0.00 | 0.00 | 0.00 | 0.00 |
| 01 2151 111 002 | MS Certified Salary | 0.00 | 0.00 | 0.00 | 0.00 | 0.00 |
| 01 2151 111 004 | NS Certified Salary | 61,000.00 | 4,339.17 | 46,326.24 | 75.94 | 14,673.76 |
| 01 2151 111 006 | HW Certified Salary | 48,000.00 | 3,684.12 | 35,811.21 | 74.61 | 12,188.79 |
| 111 | CERTIFIED SALARIES | 109,000.00 | 8,023.29 | 82,137.45 | 75.36 | 26,862.55 |
| 01 2151 112 001 | Para Salaries | 0.00 | 0.00 | 0.00 | 0.00 | 0.00 |
| 01 2151 112 004 | Para Salaries | 0.00 | 0.00 | 0.00 | 0.00 | 0.00 |
| 112 | PARA SALARIES | 0.00 | 0.00 | 0.00 | 0.00 | 0.00 |
| 01 2151 151 004 | Addt'l Compensation | 0.00 | 0.00 | 0.00 | 0.00 | 0.00 |
| 01 2151 151 006 | Addt'l Compensation | 0.00 | 0.00 | 0.00 | 0.00 | 0.00 |
| 151 | CERTIFIED ADDT'L COMPENSATION | 0.00 | 0.00 | 0.00 | 0.00 | 0.00 |
| 01 2151 211 001 | HS Cert. Group Ins. | 0.00 | 0.00 | 0.00 | 0.00 | 0.00 |
| 01 2151 211 002 | MS Cert. Group Ins. | 0.00 | 0.00 | 0.00 | 0.00 | 0.00 |
| 01 2151 211 004 | NS Cert. Group Ins. | 24,000.00 | 1,439.39 | 15,365.01 | 64.02 | 8,634.99 |
| 01 2151 211 006 | HW Cert. Group Ins. | 6,500.00 | 526.96 | 4,742.62 | 72.96 | 1,757.38 |
| 211 | CERTIFIED GROUP INSURANCE | 30,500.00 | 1,966.35 | 20,107.63 | 65.93 | 10,392.37 |
| 01 2151 212 001 | Para Group Ins. | 0.00 | 0.00 | 0.00 | 0.00 | 0.00 |
| 01 2151 212 004 | Para Group Ins. | 0.00 | 0.00 | 0.00 | 0.00 | 0.00 |
| 212 | PARA GROUP INSURANCE | 0.00 | 0.00 | 0.00 | 0.00 | 0.00 |
| 01 2151 221 001 | HS Cert. FICA/Medicare | 0.00 | 0.00 | 0.00 | 0.00 | 0.00 |
| 01 2151 221 002 | MS Cert. FICA/Medicare | 0.00 | 0.00 | 0.00 | 0.00 | 0.00 |
| 01 2151 221 004 | NS Cert. FICA/Medicare | 4,700.00 | 324.30 | 3,475.11 | 73.94 | 1,224.89 |
| 01 2151 221 006 | HW Cert. FICA/Medicare | 3,700.00 | 281.36 | 2,735.23 | 73.93 | 964.77 |
| 221 | CERTIFIED FICA/MEDICARE | 8,400.00 | 605.66 | 6,210.34 | 73.93 | 2,189.66 |
| 01 2151 222 001 | Para FICA/Medicare | 0.00 | 0.00 | 0.00 | 0.00 | 0.00 |
| 01 2151 222 004 | Para FICA/Medicare | 0.00 | 0.00 | 0.00 | 0.00 | 0.00 |
| 222 | PARA FICA/MEDICARE | 0.00 | 0.00 | 0.00 | 0.00 | 0.00 |
| 01 2151 231 001 | HS Cert. Retirement | 0.00 | 0.00 | 0.00 | 0.00 | 0.00 |
| 01 2151 231 002 | MS Cert. Retirement | 0.00 | 0.00 | 0.00 | 0.00 | 0.00 |
| 01 2151 231 004 | NS Cert. Retirement | 6,000.00 | 428.61 | 4,575.99 | 76.27 | 1,424.01 |
| 01 2151 231 006 | HW Cert. Retirement | 4,700.00 | 363.91 | 3,537.36 | 75.26 | 1,162.64 |
| 231 | CERTIFIED RETIREMENT | 10,700.00 | 792.52 | 8,113.35 | 75.83 | 2,586.65 |
| 01 2151 232 001 | Para Retirement | 0.00 | 0.00 | 0.00 | 0.00 | 0.00 |
| 01 2151 232 004 | Para Retirement | 0.00 | 0.00 | 0.00 | 0.00 | 0.00 |
| 232 | PARA RETIREMENT | 0.00 | 0.00 | 0.00 | 0.00 | 0.00 |
| 01 2151 237 000 | Increased Ret. Contribution Rate | 0.00 | 0.00 | 0.00 | 0.00 | 0.00 |
| 237 | Increased Ret. Contribution Rate | 0.00 | 0.00 | 0.00 | 0.00 | 0.00 |
| 01 2151 271 001 | HS Cert. Work Comp | 0.00 | 0.00 | 0.00 | 0.00 | 0.00 |
| 01 2151 271 002 | MS Cert. Work Comp | 150.00 | 0.00 | 0.00 | 0.00 | 150.00 |
| 01 2151 271 004 | NS Cert. Work Comp | 325.00 | 39.51 | 474.01 | 145.85 | (149.01) |
| 01 2151 271 006 | HW Cert. Work Comp | 375.00 | 31.09 | 373.00 | 99.47 | 2.00 |
| 271 | CERTIFIED WORKMEN'S COMP | 850.00 | 70.60 | 847.01 | 99.65 | 2.99 |
| 01 2151 272 001 | Para Work Comp | 0.00 | 0.00 | 0.00 | 0.00 | 0.00 |
| 01 2151 272 004 | Para Work Comp | 0.00 | 0.00 | 0.00 | 0.00 | 0.00 |
| 272 | PARA WORKMEN'S COMP | 0.00 | 0.00 | 0.00 | 0.00 | 0.00 |
| 01 2151 281 001 | HS Cert. Health Benefits | 0.00 | 0.00 | 0.00 | 0.00 | 0.00 |
| 01 2151 281 002 | MS Cert. Health Benefits | 0.00 | 0.00 | 0.00 | 0.00 | 0.00 |
| 01 2151 281 004 | NS Cert. Health Benefits | 0.00 | 0.00 | 0.00 | 0.00 | 0.00 |

06/07/2022 07:21 AM

Regular; Processing Month 05/2022; Fund Number 01

User ID: WIECBREN

| Account Number | Account Description | Revised Budget | Expended During Month | Expenditures to Date | % of Budget | Balance at EOM |
|-----------------|--|----------------|-----------------------|----------------------|-------------|----------------|
| 01 2151 281 006 | HW Cert. Health Benefits | 0.00 | 0.00 | 0.00 | 0.00 | 0.00 |
| 281 | CERTIFIED HEALTH BENEFITS | 0.00 | 0.00 | 0.00 | 0.00 | 0.00 |
| 01 2151 330 001 | HS Training & Development | 0.00 | 0.00 | 0.00 | 0.00 | 0.00 |
| 01 2151 330 002 | MS Training and Development | 0.00 | 0.00 | 0.00 | 0.00 | 0.00 |
| 01 2151 330 004 | NS Training & Development | 0.00 | 0.00 | 0.00 | 0.00 | 0.00 |
| 01 2151 330 006 | HW Training & Development | 0.00 | 0.00 | 0.00 | 0.00 | 0.00 |
| 330 | TRAINING AND DEVELOPMENT | 0.00 | 0.00 | 0.00 | 0.00 | 0.00 |
| 01 2151 333 001 | HS Mileage | 500.00 | 115.42 | 246.35 | 49.27 | 253.65 |
| 01 2151 333 002 | MS Mileage | 150.00 | 0.00 | 0.00 | 0.00 | 150.00 |
| 01 2151 333 004 | NS Mileage | 150.00 | 79.68 | 79.68 | 53.12 | 70.32 |
| 01 2151 333 006 | HW Mileage | 500.00 | 69.24 | 1,241.14 | 248.23 | (741.14) |
| 333 | MILEAGE PAID TO STAFF | 1,300.00 | 264.34 | 1,567.17 | 120.55 | (267.17) |
| 01 2151 340 001 | HS Professional Services | 1,000.00 | 0.00 | 0.00 | 0.00 | 1,000.00 |
| 01 2151 340 002 | MS Professional Services | 500.00 | 245.00 | 3,990.00 | 798.00 | (3,490.00) |
| 01 2151 340 004 | NS Professional Services | 5,000.00 | 0.00 | 0.00 | 0.00 | 5,000.00 |
| 01 2151 340 006 | HW Professional Services | 2,500.00 | 0.00 | 140.00 | 5.60 | 2,360.00 |
| 340 | PROFESSIONAL SERVICES | 9,000.00 | 245.00 | 4,130.00 | 45.89 | 4,870.00 |
| 01 2151 569 001 | HS Tuition to Deaf School | 0.00 | 0.00 | 0.00 | 0.00 | 0.00 |
| 01 2151 569 002 | MS Tuition to Deaf School | 0.00 | 0.00 | 0.00 | 0.00 | 0.00 |
| 01 2151 569 004 | NS Tuition to Deaf School | 0.00 | 0.00 | 0.00 | 0.00 | 0.00 |
| 01 2151 569 006 | HW Tuition to Deaf School | 0.00 | 0.00 | 0.00 | 0.00 | 0.00 |
| 569 | TUITION | 0.00 | 0.00 | 0.00 | 0.00 | 0.00 |
| 01 2151 610 001 | HS Supplies | 125.00 | 0.00 | 0.00 | 0.00 | 125.00 |
| 01 2151 610 002 | MS Supplies | 125.00 | 0.00 | 0.00 | 0.00 | 125.00 |
| 01 2151 610 004 | NS Supplies | 125.00 | 0.00 | 27.98 | 130.39 | 97.02 |
| 01 2151 610 006 | HW Supplies | 125.00 | 0.00 | 802.99 | 1,236.79 | (677.99) |
| 610 | SUPPLIES | 500.00 | 0.00 | 830.97 | 341.80 | (330.97) |
| 01 2151 890 001 | HS Speech Other Expenses | 0.00 | 0.00 | 0.00 | 0.00 | 0.00 |
| 01 2151 890 002 | MS Speech Other Expenses | 0.00 | 0.00 | 0.00 | 0.00 | 0.00 |
| 01 2151 890 004 | NS Speech Other Expenses | 0.00 | 0.00 | 124.00 | 0.00 | (124.00) |
| 01 2151 890 006 | HW Speech Other Expenses | 0.00 | 0.00 | 78.86 | 0.00 | (78.86) |
| 890 | OTHER EXPENSES | 0.00 | 0.00 | 202.86 | 0.00 | (202.86) |
| 2151 | SCHOOL AGE SPEECH & AUDIOLOGY SERVICES | 170,250.00 | 11,967.76 | 124,146.78 | 73.44 | 46,103.22 |
| 2152 | AGE 3-5 SPEECH & AUDIOLOGY SERVICES | | | | | |
| 01 2152 111 004 | Certified Salary | 0.00 | 0.00 | 0.00 | 0.00 | 0.00 |
| 111 | CERTIFIED SALARIES | 0.00 | 0.00 | 0.00 | 0.00 | 0.00 |
| 01 2152 112 004 | Para Salaries | 0.00 | 0.00 | 0.00 | 0.00 | 0.00 |
| 112 | PARA SALARIES | 0.00 | 0.00 | 0.00 | 0.00 | 0.00 |
| 01 2152 211 004 | Cert. Group Ins. | 0.00 | 0.00 | 0.00 | 0.00 | 0.00 |
| 211 | CERTIFIED GROUP INSURANCE | 0.00 | 0.00 | 0.00 | 0.00 | 0.00 |
| 01 2152 212 004 | Para Group Ins. | 0.00 | 0.00 | 0.00 | 0.00 | 0.00 |
| 212 | PARA GROUP INSURANCE | 0.00 | 0.00 | 0.00 | 0.00 | 0.00 |
| 01 2152 221 004 | Cert. FICA/Medicare | 0.00 | 0.00 | 0.00 | 0.00 | 0.00 |
| 221 | CERTIFIED FICA/MEDICARE | 0.00 | 0.00 | 0.00 | 0.00 | 0.00 |
| 01 2152 222 004 | Para FICA/Medicare | 0.00 | 0.00 | 0.00 | 0.00 | 0.00 |
| 222 | PARA FICA/MEDICARE | 0.00 | 0.00 | 0.00 | 0.00 | 0.00 |
| 01 2152 231 004 | Cert. Retirement | 0.00 | 0.00 | 0.00 | 0.00 | 0.00 |
| 231 | CERTIFIED RETIREMENT | 0.00 | 0.00 | 0.00 | 0.00 | 0.00 |
| 01 2152 232 004 | Para Retirement | 0.00 | 0.00 | 0.00 | 0.00 | 0.00 |
| 232 | PARA RETIREMENT | 0.00 | 0.00 | 0.00 | 0.00 | 0.00 |
| 01 2152 271 004 | Cert. Work Comp | 0.00 | 0.00 | 0.00 | 0.00 | 0.00 |

| Account Number | Account Description | Revised Budget | Expended During Month | Expenditures to Date | % of Budget | Balance at EOM |
|-----------------|-------------------------------------|----------------|-----------------------|----------------------|-------------|----------------|
| 271 | CERTIFIED WORKMEN'S COMP | 0.00 | 0.00 | 0.00 | 0.00 | 0.00 |
| 01 2152 272 004 | Para Work Comp | 0.00 | 0.00 | 0.00 | 0.00 | 0.00 |
| 272 | PARA WORKMEN'S COMP | 0.00 | 0.00 | 0.00 | 0.00 | 0.00 |
| 01 2152 281 004 | Cert. Health Benefits | 0.00 | 0.00 | 0.00 | 0.00 | 0.00 |
| 281 | CERTIFIED HEALTH BENEFITS | 0.00 | 0.00 | 0.00 | 0.00 | 0.00 |
| 01 2152 330 004 | Training and Development | 0.00 | 0.00 | 0.00 | 0.00 | 0.00 |
| 330 | TRAINING AND DEVELOPMENT | 0.00 | 0.00 | 0.00 | 0.00 | 0.00 |
| 01 2152 333 004 | Mileage | 0.00 | 0.00 | 0.00 | 0.00 | 0.00 |
| 333 | MILEAGE PAID TO STAFF | 0.00 | 0.00 | 0.00 | 0.00 | 0.00 |
| 01 2152 340 004 | Professional Services | 0.00 | 0.00 | 0.00 | 0.00 | 0.00 |
| 340 | PROFESSIONAL SERVICES | 0.00 | 0.00 | 0.00 | 0.00 | 0.00 |
| 01 2152 580 004 | Travel | 0.00 | 0.00 | 0.00 | 0.00 | 0.00 |
| 580 | TRAVEL AND LODGING | 0.00 | 0.00 | 0.00 | 0.00 | 0.00 |
| 01 2152 610 004 | Supplies | 0.00 | 0.00 | 0.00 | 0.00 | 0.00 |
| 610 | SUPPLIES | 0.00 | 0.00 | 0.00 | 0.00 | 0.00 |
| 01 2152 810 004 | Dues and Fees | 0.00 | 0.00 | 0.00 | 0.00 | 0.00 |
| 810 | DUES AND FEES | 0.00 | 0.00 | 0.00 | 0.00 | 0.00 |
| 01 2152 890 004 | Age 3-5 Speech Other Expenses | 0.00 | 0.00 | 0.00 | 0.00 | 0.00 |
| 890 | OTHER EXPENSES | 0.00 | 0.00 | 0.00 | 0.00 | 0.00 |
| 2152 | AGE 3-5 SPEECH & AUDIOLOGY SERVICES | 0.00 | 0.00 | 0.00 | 0.00 | 0.00 |

2153 AGE 0-2 SPEECH & AUDIOLOGY SERVICES

| | | | | | | |
|-----------------|-------------------------------------|------|------|------|------|------|
| 01 2153 111 004 | Certified Salary | 0.00 | 0.00 | 0.00 | 0.00 | 0.00 |
| 111 | CERTIFIED SALARIES | 0.00 | 0.00 | 0.00 | 0.00 | 0.00 |
| 01 2153 211 004 | Cert. Group Ins. | 0.00 | 0.00 | 0.00 | 0.00 | 0.00 |
| 211 | CERTIFIED GROUP INSURANCE | 0.00 | 0.00 | 0.00 | 0.00 | 0.00 |
| 01 2153 221 004 | Cert. FICA/Medicare | 0.00 | 0.00 | 0.00 | 0.00 | 0.00 |
| 221 | CERTIFIED FICA/MEDICARE | 0.00 | 0.00 | 0.00 | 0.00 | 0.00 |
| 01 2153 231 004 | Cert. Retirement | 0.00 | 0.00 | 0.00 | 0.00 | 0.00 |
| 231 | CERTIFIED RETIREMENT | 0.00 | 0.00 | 0.00 | 0.00 | 0.00 |
| 01 2153 271 004 | Cert. Work Comp | 0.00 | 0.00 | 0.00 | 0.00 | 0.00 |
| 271 | CERTIFIED WORKMEN'S COMP | 0.00 | 0.00 | 0.00 | 0.00 | 0.00 |
| 01 2153 281 004 | Cert. Health Benefits | 0.00 | 0.00 | 0.00 | 0.00 | 0.00 |
| 281 | CERTIFIED HEALTH BENEFITS | 0.00 | 0.00 | 0.00 | 0.00 | 0.00 |
| 01 2153 330 004 | Training and Development | 0.00 | 0.00 | 0.00 | 0.00 | 0.00 |
| 330 | TRAINING AND DEVELOPMENT | 0.00 | 0.00 | 0.00 | 0.00 | 0.00 |
| 01 2153 333 004 | Mileage | 0.00 | 0.00 | 0.00 | 0.00 | 0.00 |
| 333 | MILEAGE PAID TO STAFF | 0.00 | 0.00 | 0.00 | 0.00 | 0.00 |
| 01 2153 340 004 | Professional Services | 0.00 | 0.00 | 0.00 | 0.00 | 0.00 |
| 340 | PROFESSIONAL SERVICES | 0.00 | 0.00 | 0.00 | 0.00 | 0.00 |
| 01 2153 580 004 | Travel | 0.00 | 0.00 | 0.00 | 0.00 | 0.00 |
| 580 | TRAVEL AND LODGING | 0.00 | 0.00 | 0.00 | 0.00 | 0.00 |
| 01 2153 610 004 | Supplies | 0.00 | 0.00 | 0.00 | 0.00 | 0.00 |
| 610 | SUPPLIES | 0.00 | 0.00 | 0.00 | 0.00 | 0.00 |
| 01 2153 890 004 | Age 0-2 Speech Other Expenses | 0.00 | 0.00 | 0.00 | 0.00 | 0.00 |
| 890 | OTHER EXPENSES | 0.00 | 0.00 | 0.00 | 0.00 | 0.00 |
| 2153 | AGE 0-2 SPEECH & AUDIOLOGY SERVICES | 0.00 | 0.00 | 0.00 | 0.00 | 0.00 |

2161 SCHOOL AGE OCCUPATIONAL THERAPY

| | | | | | | |
|-----------------|---------------------|-----------|--------|----------|--------|------------|
| 01 2161 116 001 | HS Prof. OT Salary | 1,050.00 | 751.31 | 5,192.31 | 494.51 | (4,142.31) |
| 01 2161 116 002 | MS Prof. OT Salary | 3,100.00 | 0.00 | 470.22 | 15.17 | 2,629.78 |
| 01 2161 116 004 | NS Prof. OT Salary | 3,100.00 | 0.00 | 470.22 | 15.17 | 2,629.78 |
| 01 2161 116 006 | HW Prof. OT Salary | 3,100.00 | 0.00 | 470.22 | 15.17 | 2,629.78 |
| 116 | PROFESSIONAL SALARY | 10,350.00 | 751.31 | 6,602.97 | 63.80 | 3,747.03 |
| 01 2161 156 000 | OT Additional Comp | 0.00 | 0.00 | 0.00 | 0.00 | 0.00 |
| 01 2161 156 006 | Add'l Compensation | 0.00 | 0.00 | 0.00 | 0.00 | 0.00 |

| Account Number | Account Description | Revised Budget | Expended During Month | Expenditures to Date | % of Budget | Balance at EOM |
|-----------------|-------------------------------------|----------------|-----------------------|----------------------|-------------|----------------|
| 156 | PROFESSIONAL ADDITIONAL COMP | 0.00 | 0.00 | 0.00 | 0.00 | 0.00 |
| 01 2161 216 000 | Group Insurance | 0.00 | 0.00 | 0.00 | 0.00 | 0.00 |
| 01 2161 216 001 | HS OT Group Ins. | 3.00 | 5.17 | 41.06 | 1,368.67 | (38.06) |
| 01 2161 216 002 | MS OT Group Ins. | 9.00 | 0.00 | 0.10 | 1.11 | 8.90 |
| 01 2161 216 004 | NS OT Group Ins. | 9.00 | 2.43 | 14.68 | 163.11 | (5.68) |
| 01 2161 216 006 | HW OT Group Ins. | 9.00 | 0.00 | 0.10 | 1.11 | 8.90 |
| 216 | PROFESSIONAL GROUP INSURANCE | 30.00 | 7.60 | 55.94 | 186.47 | (25.94) |
| 01 2161 226 000 | Prof FICA/Medicare | 0.00 | 0.00 | 0.00 | 0.00 | 0.00 |
| 01 2161 226 001 | HS OT FICA/Medicare | 80.00 | 57.47 | 397.19 | 496.49 | (317.19) |
| 01 2161 226 002 | MS OT FICA/Medicare | 240.00 | 0.00 | 35.98 | 14.99 | 204.02 |
| 01 2161 226 004 | NS OT FICA/Medicare | 240.00 | 0.00 | 35.98 | 14.99 | 204.02 |
| 01 2161 226 006 | HW OT FICA/Medicare | 240.00 | 0.00 | 35.98 | 14.99 | 204.02 |
| 226 | PROFESSIONAL FICA/MEDICARE | 800.00 | 57.47 | 505.13 | 63.14 | 294.87 |
| 01 2161 236 001 | HS OT Retirement | 100.00 | 74.21 | 512.87 | 512.87 | (412.87) |
| 01 2161 236 002 | MS OT Retirement | 310.00 | 0.00 | 46.44 | 14.98 | 263.56 |
| 01 2161 236 004 | NS OT Retirement | 310.00 | 0.00 | 46.44 | 14.98 | 263.56 |
| 01 2161 236 006 | HW OT Retirement | 310.00 | 0.00 | 46.44 | 14.98 | 263.56 |
| 236 | PROFESSIONAL RETIREMENT | 1,030.00 | 74.21 | 652.19 | 63.32 | 377.81 |
| 01 2161 237 000 | Increased Ret. Contribution Rate | 0.00 | 0.00 | 0.00 | 0.00 | 0.00 |
| 237 | Increased Ret. Contribution Rate | 0.00 | 0.00 | 0.00 | 0.00 | 0.00 |
| 01 2161 276 001 | HS OT Work Comp | 10.00 | 0.68 | 8.16 | 81.60 | 1.84 |
| 01 2161 276 002 | MS OT Work Comp | 25.00 | 2.01 | 24.11 | 96.44 | 0.89 |
| 01 2161 276 004 | NS OT Work Comp | 25.00 | 2.01 | 24.11 | 96.44 | 0.89 |
| 01 2161 276 006 | HW OT Work Comp | 25.00 | 2.01 | 24.11 | 96.44 | 0.89 |
| 276 | PROFESSIONAL WORK COMP | 85.00 | 6.71 | 80.49 | 94.69 | 4.51 |
| 01 2161 330 000 | Training and Development | 0.00 | 0.00 | 0.00 | 0.00 | 0.00 |
| 330 | TRAINING AND DEVELOPMENT | 0.00 | 0.00 | 0.00 | 0.00 | 0.00 |
| 01 2161 333 000 | Mileage | 500.00 | 0.00 | 414.75 | 82.95 | 85.25 |
| 333 | MILEAGE PAID TO STAFF | 500.00 | 0.00 | 414.75 | 82.95 | 85.25 |
| 01 2161 340 001 | HS Professional Services | 0.00 | 0.00 | 0.00 | 0.00 | 0.00 |
| 01 2161 340 002 | MS Professional Services | 0.00 | 0.00 | 0.00 | 0.00 | 0.00 |
| 01 2161 340 004 | NS Professional Services | 0.00 | 0.00 | 0.00 | 0.00 | 0.00 |
| 01 2161 340 006 | HW Professional Services | 0.00 | 0.00 | 0.00 | 0.00 | 0.00 |
| 340 | PROFESSIONAL SERVICES | 0.00 | 0.00 | 0.00 | 0.00 | 0.00 |
| 01 2161 580 000 | Travel | 0.00 | 0.00 | 0.00 | 0.00 | 0.00 |
| 580 | TRAVEL AND LODGING | 0.00 | 0.00 | 0.00 | 0.00 | 0.00 |
| 01 2161 610 001 | HS OT Supplies | 100.00 | 0.00 | 0.00 | 0.00 | 100.00 |
| 01 2161 610 002 | MS OT Supplies | 100.00 | 0.00 | 9.98 | 9.98 | 90.02 |
| 01 2161 610 004 | NS OT Supplies | 100.00 | 0.00 | 38.97 | 38.97 | 61.03 |
| 01 2161 610 006 | HW OT Supplies | 100.00 | 0.00 | 0.00 | 0.00 | 100.00 |
| 610 | SUPPLIES | 400.00 | 0.00 | 48.95 | 12.24 | 351.05 |
| 01 2161 890 001 | HS OT Other Expenses | 0.00 | 0.00 | 0.00 | 0.00 | 0.00 |
| 01 2161 890 002 | MS OT Other Expenses | 0.00 | 0.00 | 0.00 | 0.00 | 0.00 |
| 01 2161 890 004 | NS OT Other Expenses | 0.00 | 0.00 | 0.00 | 0.00 | 0.00 |
| 01 2161 890 006 | HW OT Other Expenses | 0.00 | 0.00 | 0.00 | 0.00 | 0.00 |
| 890 | OTHER EXPENSES | 0.00 | 0.00 | 0.00 | 0.00 | 0.00 |
| 2161 | SCHOOL AGE OCCUPATIONAL THERAPY | 13,195.00 | 897.30 | 8,360.42 | 63.36 | 4,834.58 |
| 2162 | AGE 3-5 OCCUPATIONAL THERAPY | | | | | |
| 01 2162 116 004 | Prof. OT Salary | 10,500.00 | 1,502.62 | 11,638.52 | 110.84 | (1,138.52) |
| 116 | PROFESSIONAL SALARY | 10,500.00 | 1,502.62 | 11,638.52 | 110.84 | (1,138.52) |
| 01 2162 216 004 | Prof. Group Ins. | 50.00 | 0.65 | 9.75 | 19.50 | 40.25 |
| 216 | PROFESSIONAL GROUP INSURANCE | 50.00 | 0.65 | 9.75 | 19.50 | 40.25 |
| 01 2162 226 004 | Prof. FICA/Medicare | 800.00 | 114.95 | 890.34 | 111.29 | (90.34) |
| 226 | PROFESSIONAL FICA/MEDICARE | 800.00 | 114.95 | 890.34 | 111.29 | (90.34) |
| 01 2162 236 004 | Prof. Retirement | 1,000.00 | 148.43 | 1,149.65 | 114.97 | (149.65) |
| 236 | PROFESSIONAL RETIREMENT | 1,000.00 | 148.43 | 1,149.65 | 114.97 | (149.65) |

06/07/2022 07:21 AM

Regular; Processing Month 05/2022; Fund Number 01

User ID: WIECBREN

| Account Number | Account Description | Revised Budget | Expended During Month | Expenditures to Date | % of Budget | Balance at EOM |
|-----------------|-------------------------------------|----------------|-----------------------|----------------------|-------------|----------------|
| 01 2162 237 000 | Increased Ret. Contribution Rate | 0.00 | 0.00 | 0.00 | 0.00 | 0.00 |
| 237 | Increased Ret. Contribution Rate | 0.00 | 0.00 | 0.00 | 0.00 | 0.00 |
| 01 2162 276 004 | Prof. Work Comp | 80.00 | 6.80 | 81.59 | 101.99 | (1.59) |
| 276 | PROFESSIONAL WORK COMP | 80.00 | 6.80 | 81.59 | 101.99 | (1.59) |
| 01 2162 333 004 | Mileage | 0.00 | 0.00 | 0.00 | 0.00 | 0.00 |
| 333 | MILEAGE PAID TO STAFF | 0.00 | 0.00 | 0.00 | 0.00 | 0.00 |
| 01 2162 340 004 | Professional Services | 0.00 | 0.00 | 0.00 | 0.00 | 0.00 |
| 340 | PROFESSIONAL SERVICES | 0.00 | 0.00 | 0.00 | 0.00 | 0.00 |
| 01 2162 580 004 | Travel | 0.00 | 0.00 | 0.00 | 0.00 | 0.00 |
| 580 | TRAVEL AND LODGING | 0.00 | 0.00 | 0.00 | 0.00 | 0.00 |
| 01 2162 610 004 | Supplies | 200.00 | 0.00 | 0.00 | 0.00 | 200.00 |
| 610 | SUPPLIES | 200.00 | 0.00 | 0.00 | 0.00 | 200.00 |
| 01 2162 890 004 | Age 3-5 OT Other Expenses | 0.00 | 0.00 | 0.00 | 0.00 | 0.00 |
| 890 | OTHER EXPENSES | 0.00 | 0.00 | 0.00 | 0.00 | 0.00 |
| 2162 | AGE 3-5 OCCUPATIONAL THERAPY | 12,630.00 | 1,773.45 | 13,769.85 | 109.02 | (1,139.85) |
| 2163 | AGE 0-2 OCCUPATIONAL THERAPY | | | | | |
| 01 2163 116 004 | Prof. Salary | 10,500.00 | 0.00 | 1,567.38 | 14.93 | 8,932.62 |
| 116 | PROFESSIONAL SALARY | 10,500.00 | 0.00 | 1,567.38 | 14.93 | 8,932.62 |
| 01 2163 216 004 | Prof. Group Ins. | 50.00 | 0.00 | 0.33 | 0.66 | 49.67 |
| 216 | PROFESSIONAL GROUP INSURANCE | 50.00 | 0.00 | 0.33 | 0.66 | 49.67 |
| 01 2163 226 004 | Prof. FICA/Medicare | 800.00 | 0.00 | 119.90 | 14.99 | 680.10 |
| 226 | PROFESSIONAL FICA/MEDICARE | 800.00 | 0.00 | 119.90 | 14.99 | 680.10 |
| 01 2163 236 004 | Prof. Retirement | 1,000.00 | 0.00 | 154.82 | 15.48 | 845.18 |
| 236 | PROFESSIONAL RETIREMENT | 1,000.00 | 0.00 | 154.82 | 15.48 | 845.18 |
| 01 2163 237 000 | Increased Ret. Contribution Rate | 0.00 | 0.00 | 0.00 | 0.00 | 0.00 |
| 237 | Increased Ret. Contribution Rate | 0.00 | 0.00 | 0.00 | 0.00 | 0.00 |
| 01 2163 276 004 | Prof. Work Comp | 80.00 | 6.80 | 81.59 | 101.99 | (1.59) |
| 276 | PROFESSIONAL WORK COMP | 80.00 | 6.80 | 81.59 | 101.99 | (1.59) |
| 01 2163 333 004 | Mileage | 500.00 | 0.00 | 0.00 | 0.00 | 500.00 |
| 333 | MILEAGE PAID TO STAFF | 500.00 | 0.00 | 0.00 | 0.00 | 500.00 |
| 01 2163 340 004 | Professional Services | 0.00 | 0.00 | 0.00 | 0.00 | 0.00 |
| 340 | PROFESSIONAL SERVICES | 0.00 | 0.00 | 0.00 | 0.00 | 0.00 |
| 01 2163 610 004 | Age 0-2 OT Supplies | 0.00 | 0.00 | 0.00 | 0.00 | 0.00 |
| 610 | SUPPLIES | 0.00 | 0.00 | 0.00 | 0.00 | 0.00 |
| 01 2163 890 004 | Age 0-2 OT Other Expenses | 0.00 | 0.00 | 0.00 | 0.00 | 0.00 |
| 890 | OTHER EXPENSES | 0.00 | 0.00 | 0.00 | 0.00 | 0.00 |
| 2163 | AGE 0-2 OCCUPATIONAL THERAPY | 12,930.00 | 6.80 | 1,924.02 | 14.88 | 11,005.98 |
| 2171 | SCHOOL AGE PHYSICAL THERAPY | | | | | |
| 01 2171 333 000 | PT Mileage | 3,500.00 | 211.32 | 2,063.24 | 58.95 | 1,436.76 |
| 333 | MILEAGE PAID TO STAFF | 3,500.00 | 211.32 | 2,063.24 | 58.95 | 1,436.76 |
| 01 2171 340 001 | HS Professional Services | 1,000.00 | 0.00 | 0.00 | 0.00 | 1,000.00 |
| 01 2171 340 002 | MS Professional Services | 1,000.00 | 0.00 | 0.00 | 0.00 | 1,000.00 |
| 01 2171 340 004 | NS Professional Services | 2,000.00 | 0.00 | 0.00 | 0.00 | 2,000.00 |
| 01 2171 340 006 | HW Professional Services | 2,000.00 | 0.00 | 0.00 | 0.00 | 2,000.00 |
| 340 | PROFESSIONAL SERVICES | 6,000.00 | 0.00 | 0.00 | 0.00 | 6,000.00 |
| 01 2171 580 000 | Travel | 0.00 | 0.00 | 0.00 | 0.00 | 0.00 |
| 580 | TRAVEL AND LODGING | 0.00 | 0.00 | 0.00 | 0.00 | 0.00 |
| 01 2171 610 001 | HS PT Supplies | 25.00 | 0.00 | 0.00 | 0.00 | 25.00 |
| 01 2171 610 002 | MS PT Supplies | 25.00 | 0.00 | 0.00 | 0.00 | 25.00 |
| 01 2171 610 004 | NS PT Supplies | 25.00 | 0.00 | 0.00 | 0.00 | 25.00 |
| 01 2171 610 006 | HW PT Supplies | 25.00 | 0.00 | 0.00 | 0.00 | 25.00 |
| 610 | SUPPLIES | 100.00 | 0.00 | 0.00 | 0.00 | 100.00 |
| 01 2171 739 001 | HS PT Equipment | 0.00 | 0.00 | 0.00 | 0.00 | 0.00 |

| Account Number | Account Description | Revised Budget | Expended During Month | Expenditures to Date | % of Budget | Balance at EOM |
|-----------------|-----------------------------------|----------------|-----------------------|----------------------|-------------|----------------|
| 01 2171 739 002 | MS PT Equipment | 0.00 | 0.00 | 0.00 | 0.00 | 0.00 |
| 01 2171 739 004 | NS PT Equipment | 0.00 | 0.00 | 0.00 | 0.00 | 0.00 |
| 01 2171 739 006 | HW PT Equipment | 0.00 | 0.00 | 0.00 | 0.00 | 0.00 |
| 739 | Other Equipment | 0.00 | 0.00 | 0.00 | 0.00 | 0.00 |
| 01 2171 890 001 | HS PT Other Expenses | 0.00 | 0.00 | 0.00 | 0.00 | 0.00 |
| 01 2171 890 002 | MS PT Other Expenses | 0.00 | 0.00 | 0.00 | 0.00 | 0.00 |
| 01 2171 890 004 | NS PT Other Expenses | 0.00 | 0.00 | 0.00 | 0.00 | 0.00 |
| 01 2171 890 006 | HW PT Other Expenses | 0.00 | 0.00 | 0.00 | 0.00 | 0.00 |
| 890 | OTHER EXPENSES | 0.00 | 0.00 | 0.00 | 0.00 | 0.00 |
| 2171 | SCHOOL AGE PHYSICAL THERAPY | 9,600.00 | 211.32 | 2,063.24 | 21.49 | 7,536.76 |
| 2172 | AGE 3-5 PHYSICAL THERAPY | | | | | |
| 01 2172 333 004 | Mileage | 400.00 | 0.00 | 0.00 | 0.00 | 400.00 |
| 333 | MILEAGE PAID TO STAFF | 400.00 | 0.00 | 0.00 | 0.00 | 400.00 |
| 01 2172 340 004 | Professional Services | 1,500.00 | 0.00 | 0.00 | 0.00 | 1,500.00 |
| 340 | PROFESSIONAL SERVICES | 1,500.00 | 0.00 | 0.00 | 0.00 | 1,500.00 |
| 01 2172 580 004 | Travel | 0.00 | 0.00 | 0.00 | 0.00 | 0.00 |
| 580 | TRAVEL AND LODGING | 0.00 | 0.00 | 0.00 | 0.00 | 0.00 |
| 01 2172 610 004 | Supplies | 0.00 | 0.00 | 0.00 | 0.00 | 0.00 |
| 610 | SUPPLIES | 0.00 | 0.00 | 0.00 | 0.00 | 0.00 |
| 01 2172 890 004 | Age 3-5 PT Other Expenses | 0.00 | 0.00 | 0.00 | 0.00 | 0.00 |
| 890 | OTHER EXPENSES | 0.00 | 0.00 | 0.00 | 0.00 | 0.00 |
| 2172 | AGE 3-5 PHYSICAL THERAPY | 1,900.00 | 0.00 | 0.00 | 0.00 | 1,900.00 |
| 2173 | AGE 0-2 PHYSICAL THERAPY | | | | | |
| 01 2173 333 004 | Mileage | 400.00 | 0.00 | 577.89 | 144.47 | (177.89) |
| 333 | MILEAGE PAID TO STAFF | 400.00 | 0.00 | 577.89 | 144.47 | (177.89) |
| 01 2173 340 004 | Professional Services | 3,500.00 | 0.00 | 0.00 | 0.00 | 3,500.00 |
| 340 | PROFESSIONAL SERVICES | 3,500.00 | 0.00 | 0.00 | 0.00 | 3,500.00 |
| 01 2173 580 004 | Travel | 0.00 | 0.00 | 0.00 | 0.00 | 0.00 |
| 580 | TRAVEL AND LODGING | 0.00 | 0.00 | 0.00 | 0.00 | 0.00 |
| 01 2173 610 004 | Supplies | 0.00 | 0.00 | 0.00 | 0.00 | 0.00 |
| 610 | SUPPLIES | 0.00 | 0.00 | 0.00 | 0.00 | 0.00 |
| 01 2173 890 004 | Age 0-2 PT Other Expenses | 0.00 | 0.00 | 0.00 | 0.00 | 0.00 |
| 890 | OTHER EXPENSES | 0.00 | 0.00 | 0.00 | 0.00 | 0.00 |
| 2173 | AGE 0-2 PHYSICAL THERAPY | 3,900.00 | 0.00 | 577.89 | 14.82 | 3,322.11 |
| 2181 | SCHOOL AGE VISION SERVICES | | | | | |
| 01 2181 333 000 | Mileage Vision Services | 0.00 | 0.00 | 0.00 | 0.00 | 0.00 |
| 333 | MILEAGE PAID TO STAFF | 0.00 | 0.00 | 0.00 | 0.00 | 0.00 |
| 01 2181 340 001 | HS Vision Professional Services | 0.00 | 0.00 | 0.00 | 0.00 | 0.00 |
| 01 2181 340 002 | MS Vision Professional Services | 0.00 | 0.00 | 0.00 | 0.00 | 0.00 |
| 01 2181 340 004 | NS Vision Professional Services | 0.00 | 0.00 | 0.00 | 0.00 | 0.00 |
| 01 2181 340 006 | HW Vision Professional Services | 0.00 | 0.00 | 0.00 | 0.00 | 0.00 |
| 340 | PROFESSIONAL SERVICES | 0.00 | 0.00 | 0.00 | 0.00 | 0.00 |
| 01 2181 569 001 | HS Tuition NCECBVI | 0.00 | 0.00 | 0.00 | 0.00 | 0.00 |
| 01 2181 569 002 | MS Tuition NCECBVI | 0.00 | 0.00 | 0.00 | 0.00 | 0.00 |
| 01 2181 569 004 | NS Tuition NCECBVI | 0.00 | 0.00 | 0.00 | 0.00 | 0.00 |
| 01 2181 569 006 | HW Tuition NCECBVI | 0.00 | 0.00 | 0.00 | 0.00 | 0.00 |
| 569 | TUITION | 0.00 | 0.00 | 0.00 | 0.00 | 0.00 |
| 01 2181 610 001 | HS Vision Supplies | 100.00 | 0.00 | 0.00 | 0.00 | 100.00 |
| 01 2181 610 002 | MS Vision Supplies | 100.00 | 0.00 | 0.00 | 0.00 | 100.00 |
| 01 2181 610 004 | NS Vision Supplies | 100.00 | 0.00 | 0.00 | 0.00 | 100.00 |
| 01 2181 610 006 | HW Vision Supplies | 100.00 | 0.00 | 0.00 | 0.00 | 100.00 |
| 610 | SUPPLIES | 400.00 | 0.00 | 0.00 | 0.00 | 400.00 |

| Account Number | Account Description | Revised Budget | Expended During Month | Expenditures to Date | % of Budget | Balance at EOM |
|-----------------|---------------------------------|----------------|-----------------------|----------------------|-------------|----------------|
| 01 2181 739 001 | HS Vision Equipment | 0.00 | 0.00 | 0.00 | 0.00 | 0.00 |
| 01 2181 739 002 | MS Vision Equipment | 0.00 | 0.00 | 0.00 | 0.00 | 0.00 |
| 01 2181 739 004 | NS Vision Equipment | 0.00 | 0.00 | 0.00 | 0.00 | 0.00 |
| 01 2181 739 006 | HW Vision Equipment | 0.00 | 0.00 | 0.00 | 0.00 | 0.00 |
| 739 | Other Equipment | 0.00 | 0.00 | 0.00 | 0.00 | 0.00 |
| 01 2181 890 001 | HS Vision Other Expenses | 0.00 | 0.00 | 0.00 | 0.00 | 0.00 |
| 01 2181 890 002 | MS Vision Other Expenses | 0.00 | 0.00 | 0.00 | 0.00 | 0.00 |
| 01 2181 890 004 | NS Vision Other Expenses | 0.00 | 0.00 | 0.00 | 0.00 | 0.00 |
| 01 2181 890 006 | HW Vision Other Expenses | 0.00 | 0.00 | 0.00 | 0.00 | 0.00 |
| 890 | OTHER EXPENSES | 0.00 | 0.00 | 0.00 | 0.00 | 0.00 |
| 2181 | SCHOOL AGE VISION SERVICES | 400.00 | 0.00 | 0.00 | 0.00 | 400.00 |
| 2182 | AGE 3-5 VISION SERVICES | | | | | |
| 01 2182 333 004 | Mileage | 0.00 | 0.00 | 0.00 | 0.00 | 0.00 |
| 333 | MILEAGE PAID TO STAFF | 0.00 | 0.00 | 0.00 | 0.00 | 0.00 |
| 01 2182 340 004 | Professional Services | 300.00 | 0.00 | 0.00 | 0.00 | 300.00 |
| 340 | PROFESSIONAL SERVICES | 300.00 | 0.00 | 0.00 | 0.00 | 300.00 |
| 01 2182 610 004 | Age 3-5 Vision Supplies | 0.00 | 0.00 | 0.00 | 0.00 | 0.00 |
| 610 | SUPPLIES | 0.00 | 0.00 | 0.00 | 0.00 | 0.00 |
| 01 2182 890 004 | Age 3-5 Vision Other Expenses | 0.00 | 0.00 | 0.00 | 0.00 | 0.00 |
| 890 | OTHER EXPENSES | 0.00 | 0.00 | 0.00 | 0.00 | 0.00 |
| 2182 | AGE 3-5 VISION SERVICES | 300.00 | 0.00 | 0.00 | 0.00 | 300.00 |
| 2183 | AGE 0-2 VISION SERVICES | | | | | |
| 01 2183 333 004 | Mileage | 0.00 | 0.00 | 0.00 | 0.00 | 0.00 |
| 333 | MILEAGE PAID TO STAFF | 0.00 | 0.00 | 0.00 | 0.00 | 0.00 |
| 01 2183 340 004 | Professional Services | 0.00 | 0.00 | 0.00 | 0.00 | 0.00 |
| 340 | PROFESSIONAL SERVICES | 0.00 | 0.00 | 0.00 | 0.00 | 0.00 |
| 01 2183 610 004 | Age 0-2 Vision Supplies | 0.00 | 0.00 | 0.00 | 0.00 | 0.00 |
| 610 | SUPPLIES | 0.00 | 0.00 | 0.00 | 0.00 | 0.00 |
| 01 2183 890 004 | Age 0-2 Vision Other Expenses | 0.00 | 0.00 | 0.00 | 0.00 | 0.00 |
| 890 | OTHER EXPENSES | 0.00 | 0.00 | 0.00 | 0.00 | 0.00 |
| 2183 | AGE 0-2 VISION SERVICES | 0.00 | 0.00 | 0.00 | 0.00 | 0.00 |
| 2190 | STUDENT SERVICES | | | | | |
| 01 2190 111 001 | HS Cert. Athletic Salaries | 0.00 | 343.75 | 2,375.00 | 0.00 | (2,375.00) |
| 01 2190 111 002 | MS Cert. Athletic Salaries | 0.00 | 0.00 | 656.26 | 0.00 | (656.26) |
| 111 | CERTIFIED SALARIES | 0.00 | 343.75 | 3,031.26 | 0.00 | (3,031.26) |
| 01 2190 112 001 | HS Classified Athletic Salaries | 0.00 | 56.25 | 550.00 | 0.00 | (550.00) |
| 01 2190 112 002 | MS Classified Athletic Salaries | 0.00 | 0.00 | 315.63 | 0.00 | (315.63) |
| 112 | PARA SALARIES | 0.00 | 56.25 | 865.63 | 0.00 | (865.63) |
| 01 2190 221 001 | HS Cert. FICA/Medicare | 0.00 | 25.73 | 176.83 | 0.00 | (176.83) |
| 01 2190 221 002 | MS Cert. FICA/Medicare | 0.00 | 0.00 | 49.54 | 0.00 | (49.54) |
| 221 | CERTIFIED FICA/MEDICARE | 0.00 | 25.73 | 226.37 | 0.00 | (226.37) |
| 01 2190 222 001 | HS Classified FICA/Medicare | 0.00 | 4.29 | 42.05 | 0.00 | (42.05) |
| 01 2190 222 002 | MS Classified FICA/Medicare | 0.00 | 0.00 | 24.15 | 0.00 | (24.15) |
| 222 | PARA FICA/MEDICARE | 0.00 | 4.29 | 66.20 | 0.00 | (66.20) |
| 01 2190 231 001 | HS Cert. Retirement | 0.00 | 33.96 | 234.62 | 0.00 | (234.62) |
| 01 2190 231 002 | MS Cert. Retirement | 0.00 | 0.00 | 64.79 | 0.00 | (64.79) |
| 231 | CERTIFIED RETIREMENT | 0.00 | 33.96 | 299.41 | 0.00 | (299.41) |
| 01 2190 232 001 | HS Classified Retirement | 0.00 | 5.55 | 54.33 | 0.00 | (54.33) |
| 01 2190 232 002 | MS Classified Retirement | 0.00 | 0.00 | 31.18 | 0.00 | (31.18) |
| 232 | PARA RETIREMENT | 0.00 | 5.55 | 85.51 | 0.00 | (85.51) |

06/07/2022 07:21 AM

Regular; Processing Month 05/2022; Fund Number 01

User ID: WIECBREN

| Account Number | Account Description | Revised Budget | Expended During Month | Expenditures to Date | % of Budget | Balance at EOM |
|-----------------|----------------------------------|----------------|-----------------------|----------------------|-------------|----------------|
| 01 2190 237 000 | Increased Ret. Contribution Rate | 0.00 | 0.00 | 0.00 | 0.00 | 0.00 |
| 237 | Increased Ret. Contribution Rate | 0.00 | 0.00 | 0.00 | 0.00 | 0.00 |
| 01 2190 610 001 | HS Athletic Supplies | 55,000.00 | 0.00 | 0.00 | 0.00 | 55,000.00 |
| 01 2190 610 002 | MS Athletic Supplies | 15,000.00 | 20.50 | 20.50 | 0.27 | 14,979.50 |
| 610 | SUPPLIES | 70,000.00 | 20.50 | 20.50 | 0.06 | 69,979.50 |
| 01 2190 890 001 | HS ATHLETIC TRAINER | 10,000.00 | 0.00 | 5,604.50 | 56.05 | 4,395.50 |
| 01 2190 890 002 | MS ATHLETIC TRAINER | 10,000.00 | 0.00 | 5,604.50 | 56.05 | 4,395.50 |
| 890 | OTHER EXPENSES | 20,000.00 | 0.00 | 11,209.00 | 56.05 | 8,791.00 |
| 2190 | STUDENT SERVICES | 90,000.00 | 490.03 | 15,803.88 | 17.58 | 74,196.12 |

2212 CURRICULUM DIRECTOR

| | | | | | | |
|-----------------|----------------------------------|-----------|----------|-----------|-------|-----------|
| 01 2212 111 000 | Curriculum Director | 57,500.00 | 4,423.08 | 39,807.72 | 70.26 | 17,692.28 |
| 111 | CERTIFIED SALARIES | 57,500.00 | 4,423.08 | 39,807.72 | 70.26 | 17,692.28 |
| 01 2212 151 000 | Director Addt'l Comp | 0.00 | 0.00 | 0.00 | 0.00 | 0.00 |
| 151 | CERTIFIED ADDT'L COMPENSATION | 0.00 | 0.00 | 0.00 | 0.00 | 0.00 |
| 01 2212 211 000 | Group Insurance | 12,000.00 | 964.56 | 8,681.04 | 72.34 | 3,318.96 |
| 211 | CERTIFIED GROUP INSURANCE | 12,000.00 | 964.56 | 8,681.04 | 72.34 | 3,318.96 |
| 01 2212 221 000 | FICA/Medicare | 4,400.00 | 334.54 | 3,014.69 | 68.52 | 1,385.31 |
| 221 | CERTIFIED FICA/MEDICARE | 4,400.00 | 334.54 | 3,014.69 | 68.52 | 1,385.31 |
| 01 2212 231 000 | Retirement | 5,700.00 | 436.91 | 3,932.19 | 68.99 | 1,767.81 |
| 231 | CERTIFIED RETIREMENT | 5,700.00 | 436.91 | 3,932.19 | 68.99 | 1,767.81 |
| 01 2212 237 000 | Increased Ret. Contribution Rate | 0.00 | 0.00 | 0.00 | 0.00 | 0.00 |
| 237 | Increased Ret. Contribution Rate | 0.00 | 0.00 | 0.00 | 0.00 | 0.00 |
| 01 2212 271 000 | Work Comp | 450.00 | 37.24 | 446.79 | 99.29 | 3.21 |
| 271 | CERTIFIED WORKMEN'S COMP | 450.00 | 37.24 | 446.79 | 99.29 | 3.21 |
| 01 2212 330 000 | Training and Development | 0.00 | 0.00 | 160.00 | 0.00 | (160.00) |
| 330 | TRAINING AND DEVELOPMENT | 0.00 | 0.00 | 160.00 | 0.00 | (160.00) |
| 01 2212 333 000 | Mileage Paid to Staff | 0.00 | 0.00 | 0.00 | 0.00 | 0.00 |
| 333 | MILEAGE PAID TO STAFF | 0.00 | 0.00 | 0.00 | 0.00 | 0.00 |
| 01 2212 340 000 | Professional Services | 0.00 | 0.00 | 0.00 | 0.00 | 0.00 |
| 340 | PROFESSIONAL SERVICES | 0.00 | 0.00 | 0.00 | 0.00 | 0.00 |
| 01 2212 580 000 | Travel/Lodging | 500.00 | 0.00 | 0.00 | 36.00 | 500.00 |
| 580 | TRAVEL AND LODGING | 500.00 | 0.00 | 0.00 | 36.00 | 500.00 |
| 01 2212 610 000 | Office Supplies | 100.00 | 0.00 | 0.00 | 0.00 | 100.00 |
| 610 | SUPPLIES | 100.00 | 0.00 | 0.00 | 0.00 | 100.00 |
| 01 2212 643 000 | Web/Cloud Software | 0.00 | 0.00 | 0.00 | 0.00 | 0.00 |
| 643 | WEB/CLOUD SOFTWARE | 0.00 | 0.00 | 0.00 | 0.00 | 0.00 |
| 01 2212 810 000 | Dues and Fees | 1,000.00 | 0.00 | 15.00 | 25.00 | 985.00 |
| 810 | DUES AND FEES | 1,000.00 | 0.00 | 15.00 | 25.00 | 985.00 |
| 01 2212 890 000 | Other Expenses | 0.00 | 0.00 | 0.00 | 0.00 | 0.00 |
| 890 | OTHER EXPENSES | 0.00 | 0.00 | 0.00 | 0.00 | 0.00 |
| 2212 | CURRICULUM DIRECTOR | 81,650.00 | 6,196.33 | 56,057.43 | 69.89 | 25,592.57 |

2214 IMPLEMENTATION OF STANDARDS

| | | | | | | |
|-----------------|----------------------------------|-----------|----------|-----------|-------|-----------|
| 01 2214 111 000 | Certified Salary | 57,500.00 | 4,423.07 | 39,807.63 | 69.23 | 17,692.37 |
| 111 | CERTIFIED SALARIES | 57,500.00 | 4,423.07 | 39,807.63 | 69.23 | 17,692.37 |
| 01 2214 151 000 | Cert. Addt'l Comp | 0.00 | 0.00 | 0.00 | 0.00 | 0.00 |
| 151 | CERTIFIED ADDT'L COMPENSATION | 0.00 | 0.00 | 0.00 | 0.00 | 0.00 |
| 01 2214 211 000 | Cert. Group Ins. | 12,000.00 | 964.56 | 8,681.04 | 72.34 | 3,318.96 |
| 211 | CERTIFIED GROUP INSURANCE | 12,000.00 | 964.56 | 8,681.04 | 72.34 | 3,318.96 |
| 01 2214 221 000 | Cert. FICA/Medicare | 4,400.00 | 334.54 | 3,014.68 | 68.52 | 1,385.32 |
| 221 | CERTIFIED FICA/MEDICARE | 4,400.00 | 334.54 | 3,014.68 | 68.52 | 1,385.32 |
| 01 2214 231 000 | Cert. Retirement | 5,700.00 | 436.90 | 3,932.10 | 68.98 | 1,767.90 |
| 231 | CERTIFIED RETIREMENT | 5,700.00 | 436.90 | 3,932.10 | 68.98 | 1,767.90 |
| 01 2214 237 000 | Increased Ret. Contribution Rate | 0.00 | 0.00 | 0.00 | 0.00 | 0.00 |

| Account Number | Account Description | Revised Budget | Expended During Month | Expenditures to Date | % of Budget | Balance at EOM |
|---------------------|----------------------------------|----------------|-----------------------|----------------------|-------------|----------------|
| 237 | Increased Ret. Contribution Rate | 0.00 | 0.00 | 0.00 | 0.00 | 0.00 |
| 01 2214 271 000 | Cert. Work Comp | 450.00 | 37.24 | 446.79 | 99.29 | 3.21 |
| 271 | CERTIFIED WORKMEN'S COMP | 450.00 | 37.24 | 446.79 | 99.29 | 3.21 |
| 01 2214 330 000 | Training and Development | 0.00 | 0.00 | 0.00 | 0.00 | 0.00 |
| 330 | TRAINING AND DEVELOPMENT | 0.00 | 0.00 | 0.00 | 0.00 | 0.00 |
| 01 2214 333 000 | Mileage | 0.00 | 0.00 | 0.00 | 0.00 | 0.00 |
| 333 | MILEAGE PAID TO STAFF | 0.00 | 0.00 | 0.00 | 0.00 | 0.00 |
| 01 2214 340 000 | Professional Services | 0.00 | 0.00 | 0.00 | 0.00 | 0.00 |
| 340 | PROFESSIONAL SERVICES | 0.00 | 0.00 | 0.00 | 0.00 | 0.00 |
| 01 2214 580 000 | Travel | 500.00 | 0.00 | 0.00 | 0.00 | 500.00 |
| 580 | TRAVEL AND LODGING | 500.00 | 0.00 | 0.00 | 0.00 | 500.00 |
| 01 2214 610 000 | Supplies | 4,000.00 | 0.00 | 0.00 | 0.00 | 4,000.00 |
| 610 | SUPPLIES | 4,000.00 | 0.00 | 0.00 | 0.00 | 4,000.00 |
| 01 2214 643 000 | Web Based Software | 0.00 | 0.00 | 0.00 | 0.00 | 0.00 |
| 643 | WEB/CLOUD SOFTWARE | 0.00 | 0.00 | 0.00 | 0.00 | 0.00 |
| 01 2214 810 000 | Dues and Fees | 1,000.00 | 0.00 | 335.00 | 33.50 | 665.00 |
| 810 | DUES AND FEES | 1,000.00 | 0.00 | 335.00 | 33.50 | 665.00 |
| 01 2214 890 000 | Other Expenses | 0.00 | 0.00 | 0.00 | 0.00 | 0.00 |
| 890 | OTHER EXPENSES | 0.00 | 0.00 | 0.00 | 0.00 | 0.00 |
| 2214 | IMPLEMENTATION OF STANDARDS | 85,550.00 | 6,196.31 | 56,217.24 | 65.71 | 29,332.76 |
| 2220 | MEDIA DEPARTMENT | | | | | |
| 01 2220 111 001 | HS Certified Salary | 29,000.00 | 2,126.77 | 21,267.70 | 73.34 | 7,732.30 |
| 01 2220 111 002 | MS Certified Salary | 19,000.00 | 1,399.57 | 13,995.70 | 73.66 | 5,004.30 |
| 01 2220 111 004 | NS Certified Salary | 45,000.00 | 3,265.66 | 32,656.60 | 72.57 | 12,343.40 |
| 01 2220 111 006 | HW Certified Salary | 29,000.00 | 2,126.77 | 21,267.70 | 73.34 | 7,732.30 |
| 111 | CERTIFIED SALARIES | 122,000.00 | 8,918.77 | 89,187.70 | 73.10 | 32,812.30 |
| 01 2220 112 001 | HS Library Para | 0.00 | 0.00 | 0.00 | 0.00 | 0.00 |
| 01 2220 112 002 | MS Library Para | 0.00 | 0.00 | 0.00 | 0.00 | 0.00 |
| 01 2220 112 004 | NS Library Para | 0.00 | 0.00 | 0.00 | 0.00 | 0.00 |
| 01 2220 112 006 | HW Library Para | 0.00 | 0.00 | 0.00 | 0.00 | 0.00 |
| 01 2220 112 001 019 | Para Salaries C19 | 0.00 | 0.00 | 0.00 | 0.00 | 0.00 |
| 01 2220 112 002 019 | Para Salaries C19 | 0.00 | 0.00 | 0.00 | 0.00 | 0.00 |
| 01 2220 112 004 019 | Para Salaries C19 | 0.00 | 0.00 | 0.00 | 0.00 | 0.00 |
| 01 2220 112 006 019 | Para Salaries C19 | 0.00 | 0.00 | 0.00 | 0.00 | 0.00 |
| 112 | PARA SALARIES | 0.00 | 0.00 | 0.00 | 0.00 | 0.00 |
| 01 2220 122 001 | HS Para Substitute | 0.00 | 0.00 | 0.00 | 0.00 | 0.00 |
| 01 2220 122 002 | MS Para Substitute | 0.00 | 0.00 | 0.00 | 0.00 | 0.00 |
| 01 2220 122 004 | NS Para Substitute | 0.00 | 0.00 | 0.00 | 0.00 | 0.00 |
| 01 2220 122 006 | HW Para Substitute | 0.00 | 0.00 | 0.00 | 0.00 | 0.00 |
| 122 | PARA SUBSTITUTE SALARIES | 0.00 | 0.00 | 0.00 | 0.00 | 0.00 |
| 01 2220 123 001 | HS Cert. Library Sub | 500.00 | 0.00 | 0.00 | 0.00 | 500.00 |
| 01 2220 123 002 | MS Cert. Library Sub | 500.00 | 0.00 | 0.00 | 0.00 | 500.00 |
| 01 2220 123 004 | NS Cert. Library Sub | 500.00 | 362.50 | 1,667.50 | 333.50 | (1,167.50) |
| 01 2220 123 006 | HW Cert. Library Sub | 500.00 | 0.00 | 362.50 | 72.50 | 137.50 |
| 123 | CERTIFIED SUBSTITUTE SALARIES | 2,000.00 | 362.50 | 2,030.00 | 101.50 | (30.00) |
| 01 2220 132 001 | HS Para Overtime | 0.00 | 0.00 | 0.00 | 0.00 | 0.00 |
| 01 2220 132 002 | MS Para Overtime | 0.00 | 0.00 | 0.00 | 0.00 | 0.00 |
| 01 2220 132 004 | NS Para Overtime | 0.00 | 0.00 | 0.00 | 0.00 | 0.00 |
| 01 2220 132 006 | HW Para Overtime | 0.00 | 0.00 | 0.00 | 0.00 | 0.00 |
| 132 | PARA OVERTIME | 0.00 | 0.00 | 0.00 | 0.00 | 0.00 |
| 01 2220 151 001 | Certified Addt'l Compensation | 0.00 | 0.00 | 0.00 | 0.00 | 0.00 |
| 01 2220 151 002 | Certified Addt'l Compensation | 0.00 | 0.00 | 0.00 | 0.00 | 0.00 |
| 151 | CERTIFIED ADDT'L COMPENSATION | 0.00 | 0.00 | 0.00 | 0.00 | 0.00 |
| 01 2220 152 001 | Para Addt'l Comp | 0.00 | 0.00 | 0.00 | 0.00 | 0.00 |
| 01 2220 152 002 | Para Addt'l Compensation | 0.00 | 0.00 | 0.00 | 0.00 | 0.00 |
| 152 | PARA ADDT'L COMPENSATION | 0.00 | 0.00 | 0.00 | 0.00 | 0.00 |

| Account Number | Account Description | Revised Budget | Expended During Month | Expenditures to Date | % of Budget | Balance at EOM |
|---------------------|------------------------------------|----------------|-----------------------|----------------------|-------------|----------------|
| 01 2220 211 001 | HS Cert. Group Ins. | 9,000.00 | 719.70 | 6,477.30 | 71.97 | 2,522.70 |
| 01 2220 211 002 | MS Cert. Group Ins. | 7,500.00 | 576.45 | 5,188.05 | 69.17 | 2,311.95 |
| 01 2220 211 004 | NS Cert. Group Ins. | 16,500.00 | 1,345.04 | 12,105.36 | 73.37 | 4,394.64 |
| 01 2220 211 006 | HW Cert. Group Ins. | 9,000.00 | 719.69 | 6,477.21 | 71.97 | 2,522.79 |
| 211 | CERTIFIED GROUP INSURANCE | 42,000.00 | 3,360.88 | 30,247.92 | 72.02 | 11,752.08 |
| 01 2220 212 001 | HS Para Group Ins. | 0.00 | 0.00 | 0.00 | 0.00 | 0.00 |
| 01 2220 212 002 | MS Para Group Ins. | 0.00 | 0.00 | 0.00 | 0.00 | 0.00 |
| 01 2220 212 004 | NS Para Group Ins. | 0.00 | 0.00 | 0.00 | 0.00 | 0.00 |
| 01 2220 212 006 | HW Para Group Ins. | 0.00 | 0.00 | 0.00 | 0.00 | 0.00 |
| 01 2220 212 001 019 | Para Group Ins C19 | 0.00 | 0.00 | 0.00 | 0.00 | 0.00 |
| 01 2220 212 002 019 | Para Group Ins C19 | 0.00 | 0.00 | 0.00 | 0.00 | 0.00 |
| 01 2220 212 004 019 | Para Group Ins C19 | 0.00 | 0.00 | 0.00 | 0.00 | 0.00 |
| 01 2220 212 006 019 | Para Group Ins C19 | 0.00 | 0.00 | 0.00 | 0.00 | 0.00 |
| 212 | PARA GROUP INSURANCE | 0.00 | 0.00 | 0.00 | 0.00 | 0.00 |
| 01 2220 221 001 | HS Cert. FICA/Medicare | 2,200.00 | 146.44 | 1,483.84 | 67.45 | 716.16 |
| 01 2220 221 002 | MS Cert. FICA/Medicare | 1,500.00 | 105.84 | 1,059.63 | 70.64 | 440.37 |
| 01 2220 221 004 | NS Cert. FICA/Medicare | 3,400.00 | 246.94 | 2,472.28 | 72.71 | 927.72 |
| 01 2220 221 006 | HW Cert. FICA/Medicare | 2,200.00 | 146.43 | 1,483.77 | 67.44 | 716.23 |
| 221 | CERTIFIED FICA/MEDICARE | 9,300.00 | 645.65 | 6,499.52 | 69.89 | 2,800.48 |
| 01 2220 222 001 | HS Para FICA/Medicare | 0.00 | 0.00 | 0.00 | 0.00 | 0.00 |
| 01 2220 222 002 | MS Para FICA/Medicare | 0.00 | 0.00 | 0.00 | 0.00 | 0.00 |
| 01 2220 222 004 | NS Para FICA/Medicare | 0.00 | 0.00 | 0.00 | 0.00 | 0.00 |
| 01 2220 222 006 | HW Para FICA/Medicare | 0.00 | 0.00 | 0.00 | 0.00 | 0.00 |
| 01 2220 222 001 019 | Para FICA/Medicare C19 | 0.00 | 0.00 | 0.00 | 0.00 | 0.00 |
| 01 2220 222 002 019 | Para FICA/Medicare C19 | 0.00 | 0.00 | 0.00 | 0.00 | 0.00 |
| 01 2220 222 004 019 | Para FICA/Medicare C19 | 0.00 | 0.00 | 0.00 | 0.00 | 0.00 |
| 01 2220 222 006 019 | Para FICA/Medicare C19 | 0.00 | 0.00 | 0.00 | 0.00 | 0.00 |
| 222 | PARA FICA/MEDICARE | 0.00 | 0.00 | 0.00 | 0.00 | 0.00 |
| 01 2220 223 001 | HS Cert. Sub FICA/Medicare | 40.00 | 0.00 | 0.00 | 0.00 | 40.00 |
| 01 2220 223 002 | MS Cert. Sub FICA/Medicare | 40.00 | 0.00 | 0.00 | 0.00 | 40.00 |
| 01 2220 223 004 | NS Cert. Sub FICA/Medicare | 40.00 | 27.74 | 127.58 | 318.95 | (87.58) |
| 01 2220 223 006 | HW Cert. Sub FICA/Medicare | 40.00 | 0.00 | 27.74 | 69.35 | 12.26 |
| 223 | CERTIFIED SUBSTITUTE FICA/MEDICARE | 160.00 | 27.74 | 155.32 | 97.08 | 4.68 |
| 01 2220 231 001 | HS Cert. Retirement | 2,900.00 | 210.08 | 2,100.80 | 72.44 | 799.20 |
| 01 2220 231 002 | MS Cert. Retirement | 1,900.00 | 138.25 | 1,382.50 | 72.76 | 517.50 |
| 01 2220 231 004 | NS Cert. Retirement | 4,400.00 | 322.57 | 3,225.70 | 73.31 | 1,174.30 |
| 01 2220 231 006 | HW Cert. Retirement | 2,900.00 | 210.08 | 2,100.80 | 72.44 | 799.20 |
| 231 | CERTIFIED RETIREMENT | 12,100.00 | 880.98 | 8,809.80 | 72.81 | 3,290.20 |
| 01 2220 232 001 | HS Para Retirement | 0.00 | 0.00 | 0.00 | 0.00 | 0.00 |
| 01 2220 232 002 | MS Para Retirement | 0.00 | 0.00 | 0.00 | 0.00 | 0.00 |
| 01 2220 232 004 | NS Para Retirement | 0.00 | 0.00 | 0.00 | 0.00 | 0.00 |
| 01 2220 232 006 | HW Para Retirement | 0.00 | 0.00 | 0.00 | 0.00 | 0.00 |
| 01 2220 232 001 019 | Para Retirement C19 | 0.00 | 0.00 | 0.00 | 0.00 | 0.00 |
| 01 2220 232 002 019 | Para Retirement C19 | 0.00 | 0.00 | 0.00 | 0.00 | 0.00 |
| 01 2220 232 004 019 | Para Retirement C19 | 0.00 | 0.00 | 0.00 | 0.00 | 0.00 |
| 01 2220 232 006 019 | Para Retirement C19 | 0.00 | 0.00 | 0.00 | 0.00 | 0.00 |
| 232 | PARA RETIREMENT | 0.00 | 0.00 | 0.00 | 0.00 | 0.00 |
| 01 2220 233 004 | Sub Retirement | 0.00 | 28.64 | 136.05 | 0.00 | (136.05) |
| 233 | SUBSTITUTE RETIREMENT | 0.00 | 28.64 | 136.05 | 0.00 | (136.05) |
| 01 2220 237 000 | Increased Ret. Contribution Rate | 0.00 | 0.00 | 0.00 | 0.00 | 0.00 |
| 237 | Increased Ret. Contribution Rate | 0.00 | 0.00 | 0.00 | 0.00 | 0.00 |
| 01 2220 271 001 | HS Cert. Work Comp | 225.00 | 18.78 | 225.32 | 100.14 | (0.32) |
| 01 2220 271 002 | MS Cert. Work Comp | 250.00 | 12.31 | 147.67 | 59.07 | 102.33 |
| 01 2220 271 004 | NS Cert. Work Comp | 250.00 | 29.15 | 349.71 | 139.88 | (99.71) |
| 01 2220 271 006 | HW Cert. Work Comp | 225.00 | 18.78 | 225.32 | 100.14 | (0.32) |

| Account Number | Account Description | Revised Budget | Expended During Month | Expenditures to Date | % of Budget | Balance at EOM |
|-----------------|-----------------------------------|----------------|-----------------------|----------------------|-------------|----------------|
| 271 | CERTIFIED WORKMEN'S COMP | 950.00 | 79.02 | 948.02 | 99.79 | 1.98 |
| 01 2220 272 001 | HS Para Work Comp | 0.00 | 0.00 | 0.00 | 0.00 | 0.00 |
| 01 2220 272 002 | MS Para Work Comp | 0.00 | 0.00 | 0.00 | 0.00 | 0.00 |
| 01 2220 272 004 | NS Para Work Comp | 0.00 | 0.00 | 0.00 | 0.00 | 0.00 |
| 01 2220 272 006 | HW Para Work Comp | 0.00 | 0.00 | 0.00 | 0.00 | 0.00 |
| 272 | PARA WORKMEN'S COMP | 0.00 | 0.00 | 0.00 | 0.00 | 0.00 |
| 01 2220 330 001 | HS Training & Development | 0.00 | 0.00 | 0.00 | 0.00 | 0.00 |
| 01 2220 330 002 | MS Training & Development | 0.00 | 0.00 | 0.00 | 0.00 | 0.00 |
| 01 2220 330 004 | NS Training & Development | 0.00 | 0.00 | 0.00 | 0.00 | 0.00 |
| 01 2220 330 006 | HW Training & Development | 0.00 | 0.00 | 0.00 | 0.00 | 0.00 |
| 330 | TRAINING AND DEVELOPMENT | 0.00 | 0.00 | 0.00 | 0.00 | 0.00 |
| 01 2220 580 001 | HS Travel | 0.00 | 0.00 | 0.00 | 0.00 | 0.00 |
| 01 2220 580 002 | MS Travel | 0.00 | 0.00 | 0.00 | 0.00 | 0.00 |
| 01 2220 580 004 | NS Travel | 0.00 | 0.00 | 0.00 | 0.00 | 0.00 |
| 01 2220 580 006 | HW Travel | 0.00 | 0.00 | 0.00 | 0.00 | 0.00 |
| 580 | TRAVEL AND LODGING | 0.00 | 0.00 | 0.00 | 0.00 | 0.00 |
| 01 2220 610 001 | HS Library Supplies | 350.00 | 0.00 | 0.00 | 0.00 | 350.00 |
| 01 2220 610 002 | MS Library Supplies | 100.00 | 18.27 | 389.00 | 798.15 | (289.00) |
| 01 2220 610 004 | NS Library Supplies | 100.00 | 0.00 | 328.42 | 513.32 | (228.42) |
| 01 2220 610 006 | HW Library Supplies | 100.00 | 0.00 | 261.79 | 436.54 | (161.79) |
| 610 | SUPPLIES | 650.00 | 18.27 | 979.21 | 268.92 | (329.21) |
| 01 2220 640 001 | HS Books/Periodicals | 2,000.00 | 353.66 | 1,900.27 | 131.94 | 99.73 |
| 01 2220 640 002 | MS Books/Periodicals | 2,000.00 | 0.00 | 245.29 | 30.31 | 1,754.71 |
| 01 2220 640 004 | NS Books/Periodicals | 2,000.00 | 0.00 | 165.50 | 11.25 | 1,834.50 |
| 01 2220 640 006 | HW Books/Periodicals | 2,000.00 | 0.00 | 873.00 | 111.04 | 1,127.00 |
| 640 | BOOKS/PERIODICALS | 8,000.00 | 353.66 | 3,184.06 | 71.14 | 4,815.94 |
| 01 2220 641 001 | HS E Books | 500.00 | 0.00 | 0.00 | 0.00 | 500.00 |
| 01 2220 641 002 | MS E Books | 500.00 | 0.00 | 0.00 | 0.00 | 500.00 |
| 01 2220 641 004 | NS E Books | 500.00 | 0.00 | 0.00 | 0.00 | 500.00 |
| 01 2220 641 006 | HW E Books | 500.00 | 0.00 | 0.00 | 0.00 | 500.00 |
| 641 | E BOOKS | 2,000.00 | 0.00 | 0.00 | 0.00 | 2,000.00 |
| 01 2220 642 001 | HS AV Supplies | 100.00 | 0.00 | 0.00 | 0.00 | 100.00 |
| 01 2220 642 002 | MS Library AV Supplies | 100.00 | 0.00 | 0.00 | 0.00 | 100.00 |
| 01 2220 642 004 | NS Library AV Supplies | 100.00 | 0.00 | 0.00 | 0.00 | 100.00 |
| 01 2220 642 006 | HW Library AV Supplies | 100.00 | 0.00 | 0.00 | 0.00 | 100.00 |
| 642 | AUDIO/ VISUAL SUPPLIES | 400.00 | 0.00 | 0.00 | 0.00 | 400.00 |
| 01 2220 643 001 | HS Web Based Software | 0.00 | 0.00 | 0.00 | 0.00 | 0.00 |
| 01 2220 643 002 | MS Web Based Software | 0.00 | 0.00 | 0.00 | 0.00 | 0.00 |
| 01 2220 643 004 | NS Web Based Software | 0.00 | 0.00 | 0.00 | 0.00 | 0.00 |
| 01 2220 643 006 | HW Web Based Software | 0.00 | 0.00 | 0.00 | 0.00 | 0.00 |
| 643 | WEB/CLOUD SOFTWARE | 0.00 | 0.00 | 0.00 | 0.00 | 0.00 |
| 01 2220 733 001 | HS Library Furniture & Fixtures | 0.00 | 0.00 | 0.00 | 0.00 | 0.00 |
| 01 2220 733 002 | MS Library Furniture & Fixtures | 0.00 | 0.00 | 0.00 | 0.00 | 0.00 |
| 01 2220 733 004 | NS Library Furniture & Fixtures | 0.00 | 0.00 | 0.00 | 0.00 | 0.00 |
| 01 2220 733 006 | HW Library Furniture and Fixtures | 0.00 | 0.00 | 0.00 | 0.00 | 0.00 |
| 733 | FURNITURE AND FIXTURES | 0.00 | 0.00 | 0.00 | 0.00 | 0.00 |
| 2220 | MEDIA DEPARTMENT | 199,560.00 | 14,676.11 | 142,177.60 | 73.12 | 57,382.40 |
| 2290 | Early Retirement | | | | | |
| 01 2290 237 000 | Increased Ret. Contribution Rate | 0.00 | 0.00 | 0.00 | 0.00 | 0.00 |
| 237 | Increased Ret. Contribution Rate | 0.00 | 0.00 | 0.00 | 0.00 | 0.00 |
| 01 2290 239 000 | CO Early Retirement | 17,500.00 | 0.00 | 17,500.00 | 100.00 | 0.00 |

| Account Number | Account Description | Revised Budget | Expended During Month | Expenditures to Date | % of Budget | Balance at EOM |
|-----------------|--------------------------------|----------------|-----------------------|----------------------|-------------|----------------|
| | Contribution | | | | | |
| 01 2290 239 001 | HS Retiree Salary | 53,000.00 | 0.00 | 52,386.60 | 98.84 | 613.40 |
| 01 2290 239 002 | MS Retiree Salary | 30,500.00 | 0.00 | 30,094.00 | 98.67 | 406.00 |
| 01 2290 239 004 | NS Retiree Salary | 0.00 | 0.00 | 0.00 | 0.00 | 0.00 |
| 01 2290 239 006 | HW Retiree Salary | 44,000.00 | 0.00 | 43,833.40 | 99.62 | 166.60 |
| 239 | Early Retirement Contributions | 145,000.00 | 0.00 | 143,814.00 | 99.18 | 1,186.00 |
| 2290 | Early Retirement | 145,000.00 | 0.00 | 143,814.00 | 99.18 | 1,186.00 |
| 2310 | BOARD EXPENSE | | | | | |
| 01 2310 310 000 | Administrative Services | 50,000.00 | 0.00 | 7,986.91 | 15.97 | 42,013.09 |
| 310 | PROFESSIONAL/TECHNICAL SERV | 50,000.00 | 0.00 | 7,986.91 | 15.97 | 42,013.09 |
| 01 2310 320 000 | Auditing Services | 9,500.00 | 0.00 | 9,325.00 | 98.16 | 175.00 |
| 320 | PROPERTY SERVICES | 9,500.00 | 0.00 | 9,325.00 | 98.16 | 175.00 |
| 01 2310 330 000 | Training and Development | 6,500.00 | 0.00 | 2,469.00 | 42.60 | 4,031.00 |
| 330 | TRAINING AND DEVELOPMENT | 6,500.00 | 0.00 | 2,469.00 | 42.60 | 4,031.00 |
| 01 2310 340 000 | Legal Services | 10,000.00 | 1,032.50 | 5,136.50 | 51.37 | 4,863.50 |
| 340 | PROFESSIONAL SERVICES | 10,000.00 | 1,032.50 | 5,136.50 | 51.37 | 4,863.50 |
| 01 2310 350 000 | Technical Services | 0.00 | 0.00 | 0.00 | 0.00 | 0.00 |
| 350 | OTHER TECHNICAL SERVICES | 0.00 | 0.00 | 0.00 | 0.00 | 0.00 |
| 01 2310 521 000 | Bond Premium | 0.00 | 0.00 | 0.00 | 0.00 | 0.00 |
| 521 | BOND PREMIUM | 0.00 | 0.00 | 0.00 | 0.00 | 0.00 |
| 01 2310 540 000 | Advertising/Printing | 5,500.00 | 199.50 | 2,614.60 | 49.45 | 2,885.40 |
| 540 | ADVERTISING | 5,500.00 | 199.50 | 2,614.60 | 49.45 | 2,885.40 |
| 01 2310 550 000 | Printing/Bonding | 0.00 | 0.00 | 0.00 | 0.00 | 0.00 |
| 550 | PRINTING/BONDING | 0.00 | 0.00 | 0.00 | 0.00 | 0.00 |
| 01 2310 580 000 | Board Travel | 1,000.00 | 0.00 | 0.00 | 0.00 | 1,000.00 |
| 580 | TRAVEL AND LODGING | 1,000.00 | 0.00 | 0.00 | 0.00 | 1,000.00 |
| 01 2310 610 000 | Board Supplies | 5,000.00 | 246.91 | 804.95 | 32.43 | 4,195.05 |
| 610 | SUPPLIES | 5,000.00 | 246.91 | 804.95 | 32.43 | 4,195.05 |
| 01 2310 640 000 | Books/Periodicals | 0.00 | 0.00 | 0.00 | 0.00 | 0.00 |
| 640 | BOOKS/PERIODICALS | 0.00 | 0.00 | 0.00 | 0.00 | 0.00 |
| 01 2310 643 000 | Web Based Software | 4,800.00 | 0.00 | 4,800.00 | 100.00 | 0.00 |
| 643 | WEB/CLOUD SOFTWARE | 4,800.00 | 0.00 | 4,800.00 | 100.00 | 0.00 |
| 01 2310 733 000 | Furniture and Fixtures | 0.00 | 0.00 | 0.00 | 0.00 | 0.00 |
| 733 | FURNITURE AND FIXTURES | 0.00 | 0.00 | 0.00 | 0.00 | 0.00 |
| 01 2310 810 000 | Dues And Fees | 16,000.00 | 0.00 | 22,363.00 | 177.98 | (6,363.00) |
| 810 | DUES AND FEES | 16,000.00 | 0.00 | 22,363.00 | 177.98 | (6,363.00) |
| 01 2310 820 000 | Judgements/Settlements | 0.00 | 0.00 | 0.00 | 0.00 | 0.00 |
| 820 | JUDGEMENTS/SETTLEMENTS | 0.00 | 0.00 | 0.00 | 0.00 | 0.00 |
| 01 2310 890 000 | Board Other Expenses | 2,100.00 | 131.00 | 2,219.11 | 111.62 | (119.11) |
| 890 | OTHER EXPENSES | 2,100.00 | 131.00 | 2,219.11 | 111.62 | (119.11) |
| 2310 | BOARD EXPENSE | 110,400.00 | 1,609.91 | 57,719.07 | 59.04 | 52,680.93 |
| 2320 | ADMINISTRATION | | | | | |
| 01 2320 105 000 | Superintendent Salary | 153,500.00 | 11,807.69 | 106,269.21 | 69.23 | 47,230.79 |
| 105 | SUPERINTENDENT SALARY | 153,500.00 | 11,807.69 | 106,269.21 | 69.23 | 47,230.79 |
| 01 2320 110 000 | Supt. Secretary Salary | 48,000.00 | 3,617.54 | 32,557.86 | 67.83 | 15,442.14 |
| 110 | REGULAR SALARIES | 48,000.00 | 3,617.54 | 32,557.86 | 67.83 | 15,442.14 |
| 01 2320 130 000 | Supt. Secretary Overtime | 0.00 | 0.00 | 619.04 | 0.00 | (619.04) |
| 130 | NON INSTRUCTIONAL OVERTIME | 0.00 | 0.00 | 619.04 | 0.00 | (619.04) |
| 01 2320 151 000 | Certified Addt'l Comp | 0.00 | 0.00 | 0.00 | 0.00 | 0.00 |
| 151 | CERTIFIED ADDT'L COMPENSATION | 0.00 | 0.00 | 0.00 | 0.00 | 0.00 |
| 01 2320 210 000 | Supt. Secretary Group Ins. | 23,500.00 | 1,932.66 | 17,382.77 | 73.97 | 6,117.23 |
| 210 | GROUP INSURANCE | 23,500.00 | 1,932.66 | 17,382.77 | 73.97 | 6,117.23 |
| 01 2320 215 000 | Supt. Group Ins. | 23,500.00 | 1,929.12 | 17,362.08 | 73.88 | 6,137.92 |
| 215 | SUPERINTENDENT GROUP INSURANCE | 23,500.00 | 1,929.12 | 17,362.08 | 73.88 | 6,137.92 |
| 01 2320 220 000 | Supt. Secretary | 3,700.00 | 262.76 | 2,412.20 | 65.19 | 1,287.80 |

| Account Number | Account Description | Revised Budget | Expended During Month | Expenditures to Date | % of Budget | Balance at EOM |
|---------------------|----------------------------------|----------------|-----------------------|----------------------|-------------|----------------|
| FICA/Medicare | | | | | | |
| 220 | FICA/MEDICARE | 3,700.00 | 262.76 | 2,412.20 | 65.19 | 1,287.80 |
| 01 2320 225 000 | Supt. FICA/Medicare | 11,700.00 | 896.96 | 7,170.33 | 61.28 | 4,529.67 |
| 225 | SUPERINTENDENT FICA/MEDICARE | 11,700.00 | 896.96 | 7,170.33 | 61.28 | 4,529.67 |
| 01 2320 230 000 | Supt. Secretary Retirement | 4,700.00 | 357.33 | 3,277.12 | 69.73 | 1,422.88 |
| 230 | RETIREMENT | 4,700.00 | 357.33 | 3,277.12 | 69.73 | 1,422.88 |
| 01 2320 235 000 | Supt. Retirement | 15,200.00 | 1,166.34 | 10,497.06 | 69.06 | 4,702.94 |
| 235 | SUPERINTENDENT RETIREMENT | 15,200.00 | 1,166.34 | 10,497.06 | 69.06 | 4,702.94 |
| 01 2320 237 000 | Increased Ret. Contribution Rate | 0.00 | 0.00 | 0.00 | 0.00 | 0.00 |
| 237 | Increased Ret. Contribution Rate | 0.00 | 0.00 | 0.00 | 0.00 | 0.00 |
| 01 2320 270 000 | Supt. Secretary Work Comp | 350.00 | 31.09 | 373.00 | 106.57 | (23.00) |
| 270 | WORKMEN'S COMP | 350.00 | 31.09 | 373.00 | 106.57 | (23.00) |
| 01 2320 275 000 | Supt. Work Comp | 1,200.00 | 99.42 | 1,192.79 | 99.40 | 7.21 |
| 275 | SUPERINTENDENT WORK COMP | 1,200.00 | 99.42 | 1,192.79 | 99.40 | 7.21 |
| 01 2320 280 000 | Supt. Secretary Health Benefits | 0.00 | 0.00 | 0.00 | 0.00 | 0.00 |
| 280 | HEALTH BENEFITS | 0.00 | 0.00 | 0.00 | 0.00 | 0.00 |
| 01 2320 285 000 | Supt. Health Benefits | 0.00 | 0.00 | 0.00 | 0.00 | 0.00 |
| 285 | SUPERINTENDENT HEALTH BENEFITS | 0.00 | 0.00 | 0.00 | 0.00 | 0.00 |
| 01 2320 330 000 | Training and Development | 0.00 | 105.00 | 1,219.00 | 0.00 | (1,219.00) |
| 330 | TRAINING AND DEVELOPMENT | 0.00 | 105.00 | 1,219.00 | 0.00 | (1,219.00) |
| 01 2320 333 000 | Mileage | 0.00 | 0.00 | 0.00 | 0.00 | 0.00 |
| 333 | MILEAGE PAID TO STAFF | 0.00 | 0.00 | 0.00 | 0.00 | 0.00 |
| 01 2320 340 000 | Professional Services | 0.00 | 0.00 | 0.00 | 0.00 | 0.00 |
| 340 | PROFESSIONAL SERVICES | 0.00 | 0.00 | 0.00 | 0.00 | 0.00 |
| 01 2320 382 000 | Cell Phone | 1,200.00 | 0.00 | 516.50 | 43.04 | 683.50 |
| 382 | DISTANCE LEARNING | 1,200.00 | 0.00 | 516.50 | 43.04 | 683.50 |
| 01 2320 580 000 | Sec Adm Travel Expense | 1,500.00 | 0.00 | 245.58 | 44.72 | 1,254.42 |
| 580 | TRAVEL AND LODGING | 1,500.00 | 0.00 | 245.58 | 44.72 | 1,254.42 |
| 01 2320 610 000 | Sec Adm Supplies | 2,500.00 | 21.62 | 222.29 | 12.19 | 2,277.71 |
| 610 | SUPPLIES | 2,500.00 | 21.62 | 222.29 | 12.19 | 2,277.71 |
| 01 2320 733 000 | Furniture and Fixtures | 0.00 | 0.00 | 0.00 | 0.00 | 0.00 |
| 733 | FURNITURE AND FIXTURES | 0.00 | 0.00 | 0.00 | 0.00 | 0.00 |
| 01 2320 810 000 | Dues and Fees | 1,500.00 | 0.00 | 735.00 | 71.33 | 765.00 |
| 810 | DUES AND FEES | 1,500.00 | 0.00 | 735.00 | 71.33 | 765.00 |
| 01 2320 890 000 | Other Expenses | 0.00 | 0.00 | 0.00 | 0.00 | 0.00 |
| 890 | OTHER EXPENSES | 0.00 | 0.00 | 0.00 | 0.00 | 0.00 |
| 2320 | ADMINISTRATION | 292,050.00 | 22,227.53 | 202,051.83 | 69.75 | 89,998.17 |
| 2410 | PRINCIPALS | | | | | |
| 01 2410 111 001 | HS Principal Salary | 235,000.00 | 17,861.54 | 178,615.40 | 76.01 | 56,384.60 |
| 01 2410 111 002 | MS Principal Salary | 97,000.00 | 7,461.54 | 74,615.40 | 76.92 | 22,384.60 |
| 01 2410 111 004 | NS Principal Salary | 102,000.00 | 7,800.00 | 78,000.00 | 76.47 | 24,000.00 |
| 01 2410 111 006 | HW Principal Salary | 110,000.00 | 8,430.77 | 84,307.70 | 76.64 | 25,692.30 |
| 111 | CERTIFIED SALARIES | 544,000.00 | 41,553.85 | 415,538.50 | 76.39 | 128,461.50 |
| 01 2410 112 001 | HS Principal Secretary | 35,000.00 | 2,526.99 | 27,724.56 | 79.21 | 7,275.44 |
| 01 2410 112 002 | MS Principal Secretary | 33,000.00 | 2,581.56 | 26,620.08 | 80.67 | 6,379.92 |
| 01 2410 112 004 | NS Principal Secretary | 46,000.00 | 3,998.96 | 37,996.90 | 82.60 | 8,003.10 |
| 01 2410 112 006 | HW Principal Secretary | 33,000.00 | 2,480.74 | 26,926.26 | 81.59 | 6,073.74 |
| 01 2410 112 006 001 | HW Sec. Assistant | 0.00 | 0.00 | 0.00 | 0.00 | 0.00 |
| 01 2410 112 001 019 | Para Salaries C19 | 0.00 | 0.00 | 0.00 | 0.00 | 0.00 |
| 01 2410 112 002 019 | Salaries C19 | 0.00 | 0.00 | 0.00 | 0.00 | 0.00 |
| 01 2410 112 004 019 | Salaries C19 | 0.00 | 0.00 | 0.00 | 0.00 | 0.00 |
| 01 2410 112 006 019 | Salaries C19 | 0.00 | 0.00 | 0.00 | 0.00 | 0.00 |
| 112 | PARA SALARIES | 147,000.00 | 11,588.25 | 119,267.80 | 81.13 | 27,732.20 |
| 01 2410 122 001 | HS Secretary Sub | 0.00 | 0.00 | 0.00 | 0.00 | 0.00 |

06/07/2022 07:21 AM

Regular; Processing Month 05/2022; Fund Number 01

User ID: WIECBREN

| Account Number | Account Description | Revised Budget | Expended During Month | Expenditures to Date | % of Budget | Balance at EOM |
|---------------------|-------------------------------|----------------|-----------------------|----------------------|-------------|----------------|
| 01 2410 122 002 | MS Secretary Sub | 0.00 | 487.20 | 600.60 | 0.00 | (600.60) |
| 01 2410 122 004 | NS Secretary Sub | 0.00 | 138.60 | 445.20 | 0.00 | (445.20) |
| 01 2410 122 006 | HW Secretary Sub | 0.00 | 138.60 | 1,764.00 | 0.00 | (1,764.00) |
| 122 | PARA SUBSTITUTE SALARIES | 0.00 | 764.40 | 2,809.80 | 0.00 | (2,809.80) |
| 01 2410 132 001 | HS Sec. Overtime | 1,000.00 | 130.23 | 477.53 | 47.75 | 522.47 |
| 01 2410 132 002 | MS Sec. Overtime | 1,000.00 | 88.63 | 1,561.23 | 156.12 | (561.23) |
| 01 2410 132 004 | NS Sec. Overtime | 1,000.00 | 40.53 | 385.04 | 38.50 | 614.96 |
| 01 2410 132 006 | HW Sec. Overtime | 1,000.00 | 0.00 | 36.18 | 3.62 | 963.82 |
| 132 | PARA OVERTIME | 4,000.00 | 259.39 | 2,459.98 | 61.50 | 1,540.02 |
| 01 2410 151 001 | Certified Addt'l Compensation | 0.00 | 0.00 | 0.00 | 0.00 | 0.00 |
| 01 2410 151 002 | Certified Addt'l Compensation | 0.00 | 0.00 | 0.00 | 0.00 | 0.00 |
| 01 2410 151 004 | Certified Addt'l Compensation | 0.00 | 0.00 | 0.00 | 0.00 | 0.00 |
| 01 2410 151 006 | Certified Addt'l Compensation | 0.00 | 0.00 | 0.00 | 0.00 | 0.00 |
| 151 | CERTIFIED ADDT'L COMPENSATION | 0.00 | 0.00 | 0.00 | 0.00 | 0.00 |
| 01 2410 152 001 | Sec. Addt'l Comp | 0.00 | 0.00 | 0.00 | 0.00 | 0.00 |
| 01 2410 152 004 | Addt'l Compensation | 0.00 | 0.00 | 0.00 | 0.00 | 0.00 |
| 152 | PARA ADDT'L COMPENSATION | 0.00 | 0.00 | 0.00 | 0.00 | 0.00 |
| 01 2410 211 001 | HS Principal Group Ins. | 39,000.00 | 3,208.70 | 28,878.30 | 74.05 | 10,121.70 |
| 01 2410 211 002 | MS Principal Group Ins. | 15,000.00 | 1,227.21 | 11,044.89 | 73.63 | 3,955.11 |
| 01 2410 211 004 | NS Principal Group Ins. | 24,000.00 | 1,929.12 | 17,362.08 | 72.34 | 6,637.92 |
| 01 2410 211 006 | HW Principal Group Ins. | 20,000.00 | 1,633.96 | 14,705.64 | 73.53 | 5,294.36 |
| 211 | CERTIFIED GROUP INSURANCE | 98,000.00 | 7,998.99 | 71,990.91 | 73.46 | 26,009.09 |
| 01 2410 212 001 | HS Sec Group Ins. | 7,500.00 | 605.85 | 5,444.73 | 72.60 | 2,055.27 |
| 01 2410 212 002 | MS Sec Group Ins. | 100.00 | 7.46 | 59.68 | 59.68 | 40.32 |
| 01 2410 212 004 | NS Sec. Group Ins. | 5,600.00 | 461.77 | 4,145.35 | 74.02 | 1,454.65 |
| 01 2410 212 006 | HW Sec. Group Ins. | 100.00 | 1.73 | 54.58 | 54.58 | 45.42 |
| 01 2410 212 001 019 | Para Group Ins C19 | 0.00 | 0.00 | 0.00 | 0.00 | 0.00 |
| 01 2410 212 002 019 | Group Ins C19 | 0.00 | 0.00 | 0.00 | 0.00 | 0.00 |
| 01 2410 212 004 019 | Group Ins C19 | 0.00 | 0.00 | 0.00 | 0.00 | 0.00 |
| 01 2410 212 006 019 | Group Ins C19 | 0.00 | 0.00 | 0.00 | 0.00 | 0.00 |
| 212 | PARA GROUP INSURANCE | 13,300.00 | 1,076.81 | 9,704.34 | 72.96 | 3,595.66 |
| 01 2410 221 001 | HS Principal FICA/Medicare | 18,000.00 | 1,339.12 | 13,418.49 | 74.55 | 4,581.51 |
| 01 2410 221 002 | MS Principal FICA/Medicare | 7,400.00 | 528.78 | 5,329.83 | 72.02 | 2,070.17 |
| 01 2410 221 004 | NS Principal FICA/Medicare | 7,800.00 | 590.37 | 5,910.03 | 75.77 | 1,889.97 |
| 01 2410 221 006 | HW Principal FICA/Medicare | 8,400.00 | 617.90 | 6,206.06 | 73.88 | 2,193.94 |
| 221 | CERTIFIED FICA/MEDICARE | 41,600.00 | 3,076.17 | 30,864.41 | 74.19 | 10,735.59 |
| 01 2410 222 001 | HS Sec FICA/Medicare | 2,700.00 | 199.45 | 2,123.03 | 78.63 | 576.97 |
| 01 2410 222 002 | MS Sec. FICA/Medicare | 2,500.00 | 241.54 | 2,201.80 | 88.07 | 298.20 |
| 01 2410 222 004 | NS Sec. FICA/Medicare | 3,500.00 | 318.07 | 2,540.17 | 72.58 | 959.83 |
| 01 2410 222 006 | HW Sec. FICA/Medicare | 2,500.00 | 200.38 | 2,197.55 | 87.90 | 302.45 |
| 01 2410 222 001 019 | Para FICA/Medicare C19 | 0.00 | 0.00 | 0.00 | 0.00 | 0.00 |
| 01 2410 222 002 019 | FICA/Medicare C19 | 0.00 | 0.00 | 0.00 | 0.00 | 0.00 |
| 01 2410 222 004 019 | FICA/Medicare C19 | 0.00 | 0.00 | 0.00 | 0.00 | 0.00 |
| 01 2410 222 006 019 | FICA/Medicare C19 | 0.00 | 0.00 | 0.00 | 0.00 | 0.00 |
| 222 | PARA FICA/MEDICARE | 11,200.00 | 959.44 | 9,062.55 | 80.92 | 2,137.45 |
| 01 2410 231 001 | HS Principal Retirement | 23,200.00 | 1,764.33 | 17,643.30 | 76.05 | 5,556.70 |
| 01 2410 231 002 | MS Principal Retirement | 9,600.00 | 737.04 | 7,370.40 | 76.78 | 2,229.60 |
| 01 2410 231 004 | NS Principal Retirement | 10,100.00 | 770.47 | 7,704.70 | 76.28 | 2,395.30 |
| 01 2410 231 006 | HW Principal Retirement | 10,900.00 | 832.77 | 8,327.70 | 76.40 | 2,572.30 |
| 231 | CERTIFIED RETIREMENT | 53,800.00 | 4,104.61 | 41,046.10 | 76.29 | 12,753.90 |
| 01 2410 232 001 | HS Sec. Retirement | 3,500.00 | 262.47 | 2,785.73 | 79.59 | 714.27 |
| 01 2410 232 002 | MS Sec. Retirement | 3,300.00 | 263.76 | 2,783.69 | 84.35 | 516.31 |

06/07/2022 07:21 AM

Regular; Processing Month 05/2022; Fund Number 01

User ID: WIECBREN

| Account Number | Account Description | Revised Budget | Expended During Month | Expenditures to Date | % of Budget | Balance at EOM |
|---------------------|----------------------------------|----------------|-----------------------|----------------------|-------------|----------------|
| 01 2410 232 004 | NS Sec. Retirement | 4,500.00 | 399.01 | 3,791.30 | 84.25 | 708.70 |
| 01 2410 232 006 | HW Sec. Retirement | 3,300.00 | 258.73 | 2,728.85 | 82.69 | 571.15 |
| 01 2410 232 001 019 | Retirement C19 | 0.00 | 0.00 | 0.00 | 0.00 | 0.00 |
| 01 2410 232 002 019 | Retirement C19 | 0.00 | 0.00 | 0.00 | 0.00 | 0.00 |
| 01 2410 232 004 019 | Retirement C19 | 0.00 | 0.00 | 0.00 | 0.00 | 0.00 |
| 01 2410 232 006 019 | Retirement C19 | 0.00 | 0.00 | 0.00 | 0.00 | 0.00 |
| 232 | PARA RETIREMENT | 14,600.00 | 1,183.97 | 12,089.57 | 82.81 | 2,510.43 |
| 01 2410 237 000 | Increased Ret. Contribution Rate | 0.00 | 0.00 | 0.00 | 0.00 | 0.00 |
| 237 | Increased Ret. Contribution Rate | 0.00 | 0.00 | 0.00 | 0.00 | 0.00 |
| 01 2410 271 001 | HS Principal Work Comp | 1,900.00 | 152.21 | 1,826.12 | 96.11 | 73.88 |
| 01 2410 271 002 | MS Principal Work Comp | 800.00 | 62.83 | 753.78 | 94.22 | 46.22 |
| 01 2410 271 004 | NS Principal Work Comp | 800.00 | 66.06 | 792.57 | 99.07 | 7.43 |
| 01 2410 271 006 | HW Principal Work Comp | 900.00 | 71.25 | 854.80 | 94.98 | 45.20 |
| 271 | CERTIFIED WORKMEN'S COMP | 4,400.00 | 352.35 | 4,227.27 | 96.07 | 172.73 |
| 01 2410 272 001 | HS Sec. Work Comp | 300.00 | 22.67 | 271.98 | 90.66 | 28.02 |
| 01 2410 272 002 | MS Sec. Work Comp | 300.00 | 21.37 | 256.40 | 85.47 | 43.60 |
| 01 2410 272 004 | NS Sec. Work Comp | 400.00 | 29.79 | 357.42 | 89.36 | 42.58 |
| 01 2410 272 006 | HW Sec. Work Comp | 300.00 | 21.37 | 256.40 | 85.47 | 43.60 |
| 272 | PARA WORKMEN'S COMP | 1,300.00 | 95.20 | 1,142.20 | 87.86 | 157.80 |
| 01 2410 281 001 | HS Principal Health Benefits | 0.00 | 0.00 | 0.00 | 0.00 | 0.00 |
| 01 2410 281 002 | MS Principal Health Benefits | 2,700.00 | 219.81 | 1,978.29 | 73.27 | 721.71 |
| 01 2410 281 004 | NS Principal Health Benefits | 0.00 | 0.00 | 0.00 | 0.00 | 0.00 |
| 01 2410 281 006 | HW Principal Health Benefits | 3,600.00 | 295.16 | 2,656.44 | 73.79 | 943.56 |
| 281 | CERTIFIED HEALTH BENEFITS | 6,300.00 | 514.97 | 4,634.73 | 73.57 | 1,665.27 |
| 01 2410 282 001 | Health Benefits | 1,500.00 | 104.68 | 942.12 | 62.81 | 557.88 |
| 01 2410 282 002 | Health Benefits | 0.00 | 0.00 | 0.00 | 0.00 | 0.00 |
| 01 2410 282 001 019 | Health Benefits C19 | 0.00 | 0.00 | 0.00 | 0.00 | 0.00 |
| 01 2410 282 002 019 | Health Benefits C19 | 0.00 | 0.00 | 0.00 | 0.00 | 0.00 |
| 282 | STAFF DEVELOPMENT ASSISTANCE | 1,500.00 | 104.68 | 942.12 | 62.81 | 557.88 |
| 01 2410 330 001 | HS Training and Development | 0.00 | 0.00 | 0.00 | 0.00 | 0.00 |
| 01 2410 330 002 | MS Training and Development | 0.00 | 0.00 | 0.00 | 0.00 | 0.00 |
| 01 2410 330 004 | NS Training and Development | 0.00 | 0.00 | 0.00 | 0.00 | 0.00 |
| 01 2410 330 006 | HW Training and Development | 0.00 | 0.00 | 0.00 | 0.00 | 0.00 |
| 330 | TRAINING AND DEVELOPMENT | 0.00 | 0.00 | 0.00 | 0.00 | 0.00 |
| 01 2410 333 001 | Mileage | 0.00 | 0.00 | 0.00 | 0.00 | 0.00 |
| 01 2410 333 002 | Mileage | 0.00 | 0.00 | 0.00 | 0.00 | 0.00 |
| 01 2410 333 004 | Mileage | 0.00 | 0.00 | 0.00 | 0.00 | 0.00 |
| 01 2410 333 006 | Mileage | 0.00 | 0.00 | 0.00 | 0.00 | 0.00 |
| 333 | MILEAGE PAID TO STAFF | 0.00 | 0.00 | 0.00 | 0.00 | 0.00 |
| 01 2410 382 001 | HS Cell Phone | 1,200.00 | 0.00 | 516.50 | 43.04 | 683.50 |
| 01 2410 382 002 | MS Cell Phone | 1,200.00 | 0.00 | 516.50 | 43.04 | 683.50 |
| 01 2410 382 004 | NS Cell Phone | 600.00 | 0.00 | 238.45 | 39.74 | 361.55 |
| 01 2410 382 006 | HW Cell Phone | 600.00 | 0.00 | 258.25 | 43.04 | 341.75 |
| 382 | DISTANCE LEARNING | 3,600.00 | 0.00 | 1,529.70 | 42.49 | 2,070.30 |
| 01 2410 580 001 | HS Principal Travel | 100.00 | 0.00 | 0.00 | 360.00 | 100.00 |
| 01 2410 580 002 | MS Principal Travel | 100.00 | 0.00 | 0.00 | 180.00 | 100.00 |
| 01 2410 580 004 | NS Principal Travel | 100.00 | 0.00 | 0.00 | 180.00 | 100.00 |
| 01 2410 580 006 | HW Principal Travel | 100.00 | 0.00 | 0.00 | 180.00 | 100.00 |
| 580 | TRAVEL AND LODGING | 400.00 | 0.00 | 0.00 | 225.00 | 400.00 |
| 01 2410 610 001 | High School Supplies | 200.00 | 0.00 | 0.00 | 0.00 | 200.00 |
| 01 2410 610 002 | Middle School Supplies | 200.00 | 11.99 | 11.99 | 6.00 | 188.01 |
| 01 2410 610 004 | Northside Supplies | 200.00 | 0.00 | 0.00 | 0.00 | 200.00 |

06/07/2022 07:21 AM

Regular; Processing Month 05/2022; Fund Number 01

User ID: WIECBREN

| Account Number | Account Description | Revised Budget | Expended During Month | Expenditures to Date | % of Budget | Balance at EOM |
|-----------------|----------------------------------|----------------|-----------------------|----------------------|-------------|----------------|
| 01 2410 610 006 | Hayward Supplies | 200.00 | 0.00 | 0.00 | 0.00 | 200.00 |
| 610 | SUPPLIES | 800.00 | 11.99 | 11.99 | 1.50 | 788.01 |
| 01 2410 643 001 | HS Web Based Software | 0.00 | 0.00 | 0.00 | 0.00 | 0.00 |
| 01 2410 643 002 | MS Web Based Software | 0.00 | 0.00 | 0.00 | 0.00 | 0.00 |
| 01 2410 643 004 | NS Web Based Software | 0.00 | 0.00 | 0.00 | 0.00 | 0.00 |
| 01 2410 643 006 | HW Web Based Software | 0.00 | 0.00 | 0.00 | 0.00 | 0.00 |
| 643 | WEB/CLOUD SOFTWARE | 0.00 | 0.00 | 0.00 | 0.00 | 0.00 |
| 01 2410 810 001 | HS Dues and Fees | 1,000.00 | 0.00 | 335.00 | 33.50 | 665.00 |
| 01 2410 810 002 | MS Dues and Fees | 1,000.00 | 0.00 | 335.00 | 67.00 | 665.00 |
| 01 2410 810 004 | NS Dues and Fees | 500.00 | 0.00 | 335.00 | 67.00 | 165.00 |
| 01 2410 810 006 | HW Dues and Fees | 600.00 | 0.00 | 570.00 | 95.00 | 30.00 |
| 810 | DUES AND FEES | 3,100.00 | 0.00 | 1,575.00 | 61.61 | 1,525.00 |
| 01 2410 890 001 | HS Other Expenses | 0.00 | 0.00 | 0.00 | 0.00 | 0.00 |
| 01 2410 890 002 | MS Other Expenses | 0.00 | 0.00 | 0.00 | 0.00 | 0.00 |
| 01 2410 890 004 | NS Other Expenses | 0.00 | 0.00 | 0.00 | 0.00 | 0.00 |
| 01 2410 890 006 | HW Other Expenses | 0.00 | 0.00 | 0.00 | 0.00 | 0.00 |
| 890 | OTHER EXPENSES | 0.00 | 0.00 | 0.00 | 0.00 | 0.00 |
| 2410 | PRINCIPALS | 948,900.00 | 73,645.07 | 728,896.97 | 76.95 | 220,003.03 |
| 2510 | BUSINESS SUPPORT STAFF | | | | | |
| 01 2510 110 000 | Business Staff Salary | 59,000.00 | 4,516.77 | 40,650.93 | 68.90 | 18,349.07 |
| 110 | REGULAR SALARIES | 59,000.00 | 4,516.77 | 40,650.93 | 68.90 | 18,349.07 |
| 01 2510 116 000 | Business Prof Staff | 73,000.00 | 5,615.38 | 50,538.42 | 69.23 | 22,461.58 |
| 116 | PROFESSIONAL SALARY | 73,000.00 | 5,615.38 | 50,538.42 | 69.23 | 22,461.58 |
| 01 2510 130 000 | Business Staff Overtime | 8,000.00 | 243.51 | 2,329.25 | 29.12 | 5,670.75 |
| 130 | NON INSTRUCTIONAL OVERTIME | 8,000.00 | 243.51 | 2,329.25 | 29.12 | 5,670.75 |
| 01 2510 210 000 | Business Staff Group Ins | 17,000.00 | 1,453.34 | 13,083.45 | 76.96 | 3,916.55 |
| 210 | GROUP INSURANCE | 17,000.00 | 1,453.34 | 13,083.45 | 76.96 | 3,916.55 |
| 01 2510 216 000 | Prof Group Ins. | 19,500.00 | 1,643.67 | 14,758.35 | 75.68 | 4,741.65 |
| 216 | PROFESSIONAL GROUP INSURANCE | 19,500.00 | 1,643.67 | 14,758.35 | 75.68 | 4,741.65 |
| 01 2510 220 000 | Business Staff FICA/Medicare | 5,100.00 | 352.73 | 3,185.15 | 62.45 | 1,914.85 |
| 220 | FICA/MEDICARE | 5,100.00 | 352.73 | 3,185.15 | 62.45 | 1,914.85 |
| 01 2510 226 000 | Prof FICA/Medicare | 5,600.00 | 399.05 | 3,591.45 | 64.13 | 2,008.55 |
| 226 | PROFESSIONAL FICA/MEDICARE | 5,600.00 | 399.05 | 3,591.45 | 64.13 | 2,008.55 |
| 01 2510 230 000 | Business Staff Retirement | 6,600.00 | 470.21 | 4,245.50 | 64.33 | 2,354.50 |
| 230 | RETIREMENT | 6,600.00 | 470.21 | 4,245.50 | 64.33 | 2,354.50 |
| 01 2510 236 000 | Prof Retirement | 7,200.00 | 554.68 | 4,992.12 | 69.34 | 2,207.88 |
| 236 | PROFESSIONAL RETIREMENT | 7,200.00 | 554.68 | 4,992.12 | 69.34 | 2,207.88 |
| 01 2510 237 000 | Increased Ret. Contribution Rate | 0.00 | 0.00 | 0.00 | 0.00 | 0.00 |
| 237 | Increased Ret. Contribution Rate | 0.00 | 0.00 | 0.00 | 0.00 | 0.00 |
| 01 2510 270 000 | Business Staff Work Comp | 450.00 | 38.21 | 458.44 | 101.88 | (8.44) |
| 270 | WORKMEN'S COMP | 450.00 | 38.21 | 458.44 | 101.88 | (8.44) |
| 01 2510 276 000 | Prof Work Comp | 575.00 | 47.28 | 567.24 | 98.65 | 7.76 |
| 276 | PROFESSIONAL WORK COMP | 575.00 | 47.28 | 567.24 | 98.65 | 7.76 |
| 01 2510 280 000 | Business Staff Health Benefits | 0.00 | 0.00 | 0.00 | 0.00 | 0.00 |
| 280 | HEALTH BENEFITS | 0.00 | 0.00 | 0.00 | 0.00 | 0.00 |
| 01 2510 286 000 | Prof Health Benefits | 3,550.00 | 295.16 | 2,656.44 | 74.83 | 893.56 |
| 286 | PROFESSIONAL HEALTH BENEFITS | 3,550.00 | 295.16 | 2,656.44 | 74.83 | 893.56 |
| 01 2510 330 000 | Training and Development | 500.00 | 105.00 | 395.00 | 119.00 | 105.00 |
| 330 | TRAINING AND DEVELOPMENT | 500.00 | 105.00 | 395.00 | 119.00 | 105.00 |
| 01 2510 333 000 | Mileage | 0.00 | 0.00 | 0.00 | 0.00 | 0.00 |
| 333 | MILEAGE PAID TO STAFF | 0.00 | 0.00 | 0.00 | 0.00 | 0.00 |
| 01 2510 340 000 | Professional Services | 0.00 | 0.00 | 0.00 | 0.00 | 0.00 |
| 340 | PROFESSIONAL SERVICES | 0.00 | 0.00 | 0.00 | 0.00 | 0.00 |

06/07/2022 07:21 AM

Regular; Processing Month 05/2022; Fund Number 01

User ID: WIECBREN

| Account Number | Account Description | Revised Budget | Expended During Month | Expenditures to Date | % of Budget | Balance at EOM |
|-----------------|-------------------------------|----------------|-----------------------|----------------------|-------------|----------------|
| 01 2510 350 000 | Technical Services | 0.00 | 0.00 | 0.00 | 0.00 | 0.00 |
| 350 | OTHER TECHNICAL SERVICES | 0.00 | 0.00 | 0.00 | 0.00 | 0.00 |
| 01 2510 382 000 | Cell Phone | 800.00 | 0.00 | 258.25 | 32.28 | 541.75 |
| 382 | DISTANCE LEARNING | 800.00 | 0.00 | 258.25 | 32.28 | 541.75 |
| 01 2510 440 000 | Copier Lease | 5,000.00 | 0.00 | 5,434.81 | 108.70 | (434.81) |
| 440 | RENTALS | 5,000.00 | 0.00 | 5,434.81 | 108.70 | (434.81) |
| 01 2510 531 000 | Postage and Meter Lease | 16,700.00 | 2,670.00 | 10,606.17 | 63.87 | 6,093.83 |
| 531 | POSTAGE AND METER LEASE | 16,700.00 | 2,670.00 | 10,606.17 | 63.87 | 6,093.83 |
| 01 2510 580 000 | Travel | 250.00 | 0.00 | 106.66 | 85.33 | 143.34 |
| 580 | TRAVEL AND LODGING | 250.00 | 0.00 | 106.66 | 85.33 | 143.34 |
| 01 2510 610 000 | Supplies | 2,000.00 | 639.80 | 2,093.22 | 209.40 | (93.22) |
| 610 | SUPPLIES | 2,000.00 | 639.80 | 2,093.22 | 209.40 | (93.22) |
| 01 2510 643 000 | Web Based Software | 10,500.00 | 211.00 | 556.00 | 8.58 | 9,944.00 |
| 643 | WEB/CLOUD SOFTWARE | 10,500.00 | 211.00 | 556.00 | 8.58 | 9,944.00 |
| 01 2510 733 000 | Furniture and Fixtures | 0.00 | 0.00 | 0.00 | 0.00 | 0.00 |
| 733 | FURNITURE AND FIXTURES | 0.00 | 0.00 | 0.00 | 0.00 | 0.00 |
| 01 2510 810 000 | Dues and Fees | 500.00 | 179.00 | 304.00 | 60.80 | 196.00 |
| 810 | DUES AND FEES | 500.00 | 179.00 | 304.00 | 60.80 | 196.00 |
| 01 2510 835 000 | Interest LOC | 50,000.00 | 0.00 | 17,870.55 | 35.74 | 32,129.45 |
| 835 | INTEREST SHORT TERM DEBT | 50,000.00 | 0.00 | 17,870.55 | 35.74 | 32,129.45 |
| 01 2510 890 000 | Business Staff Other Expenses | 1,500.00 | (406.64) | 253.50 | 16.90 | 1,246.50 |
| 890 | OTHER EXPENSES | 1,500.00 | (406.64) | 253.50 | 16.90 | 1,246.50 |
| 2510 | BUSINESS SUPPORT STAFF | 293,325.00 | 19,028.15 | 178,934.90 | 61.96 | 114,390.10 |

2580 ADMINISTRATIVE TECHNOLOGY DEPT.

| | | | | | | |
|-----------------|----------------------------------|-----------|----------|-----------|-------|-----------|
| 01 2580 116 000 | Admin. Tech Salary | 57,000.00 | 4,378.84 | 39,409.56 | 69.14 | 17,590.44 |
| 116 | PROFESSIONAL SALARY | 57,000.00 | 4,378.84 | 39,409.56 | 69.14 | 17,590.44 |
| 01 2580 156 000 | Tech Addendum | 0.00 | 0.00 | 0.00 | 0.00 | 0.00 |
| 156 | PROFESSIONAL ADDITIONAL COMP | 0.00 | 0.00 | 0.00 | 0.00 | 0.00 |
| 01 2580 216 000 | Tech Group Ins. | 15,000.00 | 1,237.77 | 11,121.90 | 74.15 | 3,878.10 |
| 216 | PROFESSIONAL GROUP INSURANCE | 15,000.00 | 1,237.77 | 11,121.90 | 74.15 | 3,878.10 |
| 01 2580 226 000 | Tech FICA/Medicare | 4,400.00 | 313.91 | 2,825.19 | 64.21 | 1,574.81 |
| 226 | PROFESSIONAL FICA/MEDICARE | 4,400.00 | 313.91 | 2,825.19 | 64.21 | 1,574.81 |
| 01 2580 236 000 | Tech Retirement | 5,600.00 | 432.53 | 3,892.77 | 69.51 | 1,707.23 |
| 236 | PROFESSIONAL RETIREMENT | 5,600.00 | 432.53 | 3,892.77 | 69.51 | 1,707.23 |
| 01 2580 237 000 | Increased Ret. Contribution Rate | 0.00 | 0.00 | 0.00 | 0.00 | 0.00 |
| 237 | Increased Ret. Contribution Rate | 0.00 | 0.00 | 0.00 | 0.00 | 0.00 |
| 01 2580 276 000 | Tech Work Comp | 500.00 | 36.92 | 442.94 | 88.59 | 57.06 |
| 276 | PROFESSIONAL WORK COMP | 500.00 | 36.92 | 442.94 | 88.59 | 57.06 |
| 01 2580 286 000 | Professional Health Benefits | 2,700.00 | 221.37 | 1,992.33 | 73.79 | 707.67 |
| 286 | PROFESSIONAL HEALTH BENEFITS | 2,700.00 | 221.37 | 1,992.33 | 73.79 | 707.67 |
| 01 2580 330 000 | Training and Development | 500.00 | 0.00 | 189.00 | 75.60 | 311.00 |
| 330 | TRAINING AND DEVELOPMENT | 500.00 | 0.00 | 189.00 | 75.60 | 311.00 |
| 01 2580 333 000 | Mileage | 100.00 | 0.00 | 0.00 | 0.00 | 100.00 |
| 333 | MILEAGE PAID TO STAFF | 100.00 | 0.00 | 0.00 | 0.00 | 100.00 |
| 01 2580 340 000 | Professional Services | 0.00 | 0.00 | 128.97 | 0.00 | (128.97) |
| 340 | PROFESSIONAL SERVICES | 0.00 | 0.00 | 128.97 | 0.00 | (128.97) |
| 01 2580 350 000 | Technical Services | 14,650.00 | 0.00 | 0.00 | 0.00 | 14,650.00 |
| 350 | OTHER TECHNICAL SERVICES | 14,650.00 | 0.00 | 0.00 | 0.00 | 14,650.00 |
| 01 2580 382 000 | Cell Phone | 1,000.00 | 0.00 | 559.38 | 55.94 | 440.62 |
| 382 | DISTANCE LEARNING | 1,000.00 | 0.00 | 559.38 | 55.94 | 440.62 |
| 01 2580 432 000 | District Tech Repairs & Maint | 600.00 | 0.00 | 0.00 | 0.00 | 600.00 |
| 01 2580 432 001 | HS Tech Repairs & Maint | 600.00 | 0.00 | 0.00 | 0.00 | 600.00 |
| 01 2580 432 002 | MS Tech Repairs & Maint | 600.00 | 55.98 | 114.96 | 51.65 | 485.04 |

06/07/2022 07:21 AM

Regular; Processing Month 05/2022; Fund Number 01

User ID: WIECBREN

| Account Number | Account Description | Revised Budget | Expended During Month | Expenditures to Date | % of Budget | Balance at EOM |
|---------------------|------------------------------------|----------------|-----------------------|----------------------|-------------|----------------|
| 01 2580 432 004 | NS Tech Repairs & Maint | 600.00 | 0.00 | 0.00 | 0.00 | 600.00 |
| 01 2580 432 006 | HW Tech Repairs & Maint | 600.00 | 0.00 | 961.59 | 327.75 | (361.59) |
| 432 | TECHNOLOGY REPAIRS AND MAINTENANCE | 3,000.00 | 55.98 | 1,076.55 | 75.88 | 1,923.45 |
| 01 2580 440 000 | Apple Computer Lease | 0.00 | 0.00 | 0.00 | 0.00 | 0.00 |
| 440 | RENTALS | 0.00 | 0.00 | 0.00 | 0.00 | 0.00 |
| 01 2580 580 000 | Travel | 500.00 | 0.00 | 0.00 | 0.00 | 500.00 |
| 580 | TRAVEL AND LODGING | 500.00 | 0.00 | 0.00 | 0.00 | 500.00 |
| 01 2580 610 000 | Supplies | 3,000.00 | 0.00 | 540.81 | 21.81 | 2,459.19 |
| 610 | SUPPLIES | 3,000.00 | 0.00 | 540.81 | 21.81 | 2,459.19 |
| 01 2580 643 000 | Web Based Software | 46,000.00 | 26,768.38 | 68,009.58 | 232.81 | (22,009.58) |
| 643 | WEB/CLOUD SOFTWARE | 46,000.00 | 26,768.38 | 68,009.58 | 232.81 | (22,009.58) |
| 01 2580 650 000 | District Technology Supplies | 1,500.00 | 14.99 | (377.34) | 177.06 | 1,877.34 |
| 01 2580 650 001 | HS Tech Supplies | 500.00 | 0.00 | 0.00 | 0.00 | 500.00 |
| 01 2580 650 002 | MS Tech Supplies | 500.00 | 0.00 | 0.00 | 0.00 | 500.00 |
| 01 2580 650 004 | NS Tech Supplies | 500.00 | 0.00 | 0.00 | 0.00 | 500.00 |
| 01 2580 650 006 | HW Tech Supplies | 500.00 | 0.00 | 454.00 | 181.60 | 46.00 |
| 650 | OTHER TECHNOLOGY SUPPLIES | 3,500.00 | 14.99 | 76.66 | 101.82 | 3,423.34 |
| 01 2580 734 000 | Computer Hardware | 50,000.00 | 0.00 | 0.00 | 0.00 | 50,000.00 |
| 734 | TECHNOLOGY HARDWARE | 50,000.00 | 0.00 | 0.00 | 0.00 | 50,000.00 |
| 01 2580 735 000 | Computer Software | 2,500.00 | 0.00 | 957.05 | 38.28 | 1,542.95 |
| 735 | COMPUTER SOFTWARE | 2,500.00 | 0.00 | 957.05 | 38.28 | 1,542.95 |
| 01 2580 810 000 | Dues and Fees | 500.00 | 0.00 | 0.00 | 0.00 | 500.00 |
| 810 | DUES AND FEES | 500.00 | 0.00 | 0.00 | 0.00 | 500.00 |
| 2580 | ADMINISTRATIVE TECHNOLOGY DEPT. | 210,450.00 | 33,460.69 | 131,222.69 | 83.29 | 79,227.31 |
| 2610 | OPERATION OF BUILDINGS | | | | | |
| 01 2610 110 000 019 | Covid 19-ESLP | 0.00 | 0.00 | 0.00 | 0.00 | 0.00 |
| 110 | REGULAR SALARIES | 0.00 | 0.00 | 0.00 | 0.00 | 0.00 |
| 01 2610 120 000 | Event Staff | 10,000.00 | 0.00 | 0.00 | 0.00 | 10,000.00 |
| 120 | SUBSTITUTE OR TEMPORARY SALARIES | 10,000.00 | 0.00 | 0.00 | 0.00 | 10,000.00 |
| 01 2610 130 000 | Overtime | 0.00 | 0.00 | 0.00 | 0.00 | 0.00 |
| 130 | NON INSTRUCTIONAL OVERTIME | 0.00 | 0.00 | 0.00 | 0.00 | 0.00 |
| 01 2610 150 000 | Stop Class/Event Worker | 540.00 | 0.00 | 365.21 | 67.63 | 174.79 |
| 150 | ADDITIONAL COMPENSATION | 540.00 | 0.00 | 365.21 | 67.63 | 174.79 |
| 01 2610 210 000 019 | Group Insurance Covid 19 | 0.00 | 0.00 | 0.00 | 0.00 | 0.00 |
| 210 | GROUP INSURANCE | 0.00 | 0.00 | 0.00 | 0.00 | 0.00 |
| 01 2610 220 000 | FICA/Medicare | 40.00 | 0.00 | 25.57 | 63.93 | 14.43 |
| 01 2610 220 000 019 | Fica/Medicare Taxes Covid 19 | 0.00 | 0.00 | 0.00 | 0.00 | 0.00 |
| 220 | FICA/MEDICARE | 40.00 | 0.00 | 25.57 | 63.93 | 14.43 |
| 01 2610 230 000 | Retirement | 50.00 | 0.00 | 36.07 | 72.14 | 13.93 |
| 01 2610 230 000 019 | Retirement Covid 19 | 0.00 | 0.00 | 0.00 | 0.00 | 0.00 |
| 230 | RETIREMENT | 50.00 | 0.00 | 36.07 | 72.14 | 13.93 |
| 01 2610 237 000 | Increased Ret. Contribution Rate | 0.00 | 0.00 | 0.00 | 0.00 | 0.00 |
| 237 | Increased Ret. Contribution Rate | 0.00 | 0.00 | 0.00 | 0.00 | 0.00 |
| 01 2610 270 000 | Work Comp | 0.00 | 0.00 | 0.00 | 0.00 | 0.00 |
| 270 | WORKMEN'S COMP | 0.00 | 0.00 | 0.00 | 0.00 | 0.00 |
| 01 2610 340 000 | Service Contracts | 20,000.00 | 4,817.50 | 21,951.00 | 207.11 | (1,951.00) |
| 340 | PROFESSIONAL SERVICES | 20,000.00 | 4,817.50 | 21,951.00 | 207.11 | (1,951.00) |
| 01 2610 382 000 | Telephone | 17,500.00 | 0.00 | 7,231.56 | 41.32 | 10,268.44 |
| 01 2610 382 001 | HS Telephone | 3,000.00 | 0.00 | 1,615.98 | 53.87 | 1,384.02 |
| 01 2610 382 002 | MS Telephone | 4,500.00 | 0.00 | 2,050.86 | 45.57 | 2,449.14 |
| 01 2610 382 004 | NS Telephone | 4,500.00 | 0.00 | 2,269.61 | 50.44 | 2,230.39 |
| 01 2610 382 006 | HW Telephone | 3,500.00 | 0.00 | 1,301.14 | 37.18 | 2,198.86 |
| 382 | DISTANCE LEARNING | 33,000.00 | 0.00 | 14,469.15 | 43.85 | 18,530.85 |
| 01 2610 410 000 | Dist. Utility Services/Water/Sewer | 35,000.00 | 2,875.76 | 25,104.60 | 71.73 | 9,895.40 |

06/07/2022 07:21 AM

Regular; Processing Month 05/2022; Fund Number 01

User ID: WIECBREN

| Account Number | Account Description | Revised Budget | Expended During Month | Expenditures to Date | % of Budget | Balance at EOM |
|---------------------|---------------------------------|----------------|-----------------------|----------------------|-------------|----------------|
| 01 2610 410 001 | Water And Sewer | 12,500.00 | 1,588.63 | 11,018.14 | 88.15 | 1,481.86 |
| 01 2610 410 002 | Water And Sewer | 10,000.00 | 1,015.77 | 10,267.10 | 102.67 | (267.10) |
| 01 2610 410 004 | Water And Sewer | 6,000.00 | 855.77 | 7,039.36 | 117.32 | (1,039.36) |
| 01 2610 410 006 | Water And Sewer | 8,000.00 | 734.73 | 7,057.49 | 88.22 | 942.51 |
| 410 | UTILITY SERVICES/WATER/SEWER | 71,500.00 | 7,070.66 | 60,486.69 | 84.60 | 11,013.31 |
| 01 2610 420 000 | Cleaning Service Contract | 325,000.00 | 26,922.00 | 242,298.00 | 74.55 | 82,702.00 |
| 420 | CLEANING SERVICES | 325,000.00 | 26,922.00 | 242,298.00 | 74.55 | 82,702.00 |
| 01 2610 442 000 | Rental of Equipment/Vehicles | 2,000.00 | 0.00 | 0.00 | 0.00 | 2,000.00 |
| 442 | RENTAL OF EQUIPMENT/VEHICLES | 2,000.00 | 0.00 | 0.00 | 0.00 | 2,000.00 |
| 01 2610 520 000 | Insurance | 134,000.00 | 11,397.00 | 142,385.00 | 106.26 | (8,385.00) |
| 520 | INSURANCE | 134,000.00 | 11,397.00 | 142,385.00 | 106.26 | (8,385.00) |
| 01 2610 610 000 | Custodial Supplies | 38,000.00 | 2,299.55 | 47,001.57 | 193.19 | (9,001.57) |
| 610 | SUPPLIES | 38,000.00 | 2,299.55 | 47,001.57 | 193.19 | (9,001.57) |
| 01 2610 621 000 | District Natural Gas | 15,000.00 | 1,160.56 | 11,217.63 | 74.78 | 3,782.37 |
| 01 2610 621 001 | Fuel | 185,000.00 | 21,859.13 | 158,889.29 | 85.89 | 26,110.71 |
| 01 2610 621 002 | Fuel | 85,000.00 | 8,795.78 | 77,781.18 | 91.51 | 7,218.82 |
| 01 2610 621 004 | Fuel | 70,000.00 | 6,567.61 | 58,166.79 | 83.10 | 11,833.21 |
| 01 2610 621 006 | Fuel | 75,000.00 | 6,783.32 | 66,221.27 | 88.30 | 8,778.73 |
| 621 | NATURAL GAS | 430,000.00 | 45,166.40 | 372,276.16 | 86.58 | 57,723.84 |
| 01 2610 733 000 | District Furniture and Fixtures | 2,500.00 | 0.00 | 0.00 | 0.00 | 2,500.00 |
| 01 2610 733 001 | Replacement | 2,500.00 | 0.00 | 0.00 | 0.00 | 2,500.00 |
| 01 2610 733 002 | Replacement | 2,500.00 | 0.00 | 0.00 | 0.00 | 2,500.00 |
| 01 2610 733 004 | Replacement | 1,750.00 | 0.00 | 0.00 | 0.00 | 1,750.00 |
| 01 2610 733 006 | Replacement | 1,750.00 | 0.00 | 0.00 | 0.00 | 1,750.00 |
| 733 | FURNITURE AND FIXTURES | 11,000.00 | 0.00 | 0.00 | 0.00 | 11,000.00 |
| 01 2610 890 000 | Other Expenses | 1,500.00 | 0.00 | 0.00 | 0.00 | 1,500.00 |
| 890 | OTHER EXPENSES | 1,500.00 | 0.00 | 0.00 | 0.00 | 1,500.00 |
| 2610 | OPERATION OF BUILDINGS | 1,076,630.00 | 97,673.11 | 901,294.42 | 87.98 | 175,335.58 |
| 2620 | MAINTENANCE OF BUILDINGS | | | | | |
| 01 2620 110 000 | Facilities Director Salary | 68,000.00 | 5,162.31 | 46,460.79 | 68.32 | 21,539.21 |
| 01 2620 110 000 101 | Sup. Asst. Salary | 0.00 | 0.00 | 0.00 | 0.00 | 0.00 |
| 01 2620 110 000 102 | Maint. Salary | 95,000.00 | 7,544.17 | 69,271.70 | 72.92 | 25,728.30 |
| 01 2620 110 000 103 | Maint. Utility Salary | 110,000.00 | 9,357.69 | 83,595.69 | 76.00 | 26,404.31 |
| 01 2620 110 000 119 | Covid 19 Salaries | 0.00 | 0.00 | 0.00 | 0.00 | 0.00 |
| 110 | REGULAR SALARIES | 273,000.00 | 22,064.17 | 199,328.18 | 73.01 | 73,671.82 |
| 01 2620 130 000 101 | Sup. Asst. Overtime | 0.00 | 0.00 | 0.00 | 0.00 | 0.00 |
| 01 2620 130 000 102 | Maint. Overtime | 5,000.00 | 83.60 | 1,924.40 | 38.49 | 3,075.60 |
| 01 2620 130 000 103 | Maint. Utility Overtime | 5,000.00 | 67.77 | 2,013.02 | 40.26 | 2,986.98 |
| 130 | NON INSTRUCTIONAL OVERTIME | 10,000.00 | 151.37 | 3,937.42 | 39.37 | 6,062.58 |
| 01 2620 150 000 | Additional Compensation | 0.00 | 0.00 | 56.47 | 0.00 | (56.47) |
| 150 | ADDITIONAL COMPENSATION | 0.00 | 0.00 | 56.47 | 0.00 | (56.47) |
| 01 2620 210 000 | Facility Dir. Group Ins. | 8,500.00 | 718.55 | 6,451.01 | 75.89 | 2,048.99 |
| 01 2620 210 000 101 | Group Ins. | 0.00 | 0.00 | 0.00 | 0.00 | 0.00 |
| 01 2620 210 000 102 | Group Ins. | 17,000.00 | 1,427.37 | 12,824.18 | 75.44 | 4,175.82 |
| 01 2620 210 000 103 | Group Ins. | 30,000.00 | 2,450.68 | 21,726.83 | 72.42 | 8,273.17 |
| 01 2620 210 000 119 | Group Ins. | 0.00 | 0.00 | 0.00 | 0.00 | 0.00 |
| 210 | GROUP INSURANCE | 55,500.00 | 4,596.60 | 41,002.02 | 73.88 | 14,497.98 |
| 01 2620 220 000 | Facility Dir. FICA/Medicare | 5,200.00 | 394.27 | 3,552.75 | 68.32 | 1,647.25 |
| 01 2620 220 000 101 | FICA/Medicare | 0.00 | 0.00 | 0.00 | 0.00 | 0.00 |
| 01 2620 220 000 102 | FICA/Medicare | 7,700.00 | 536.76 | 5,025.58 | 65.27 | 2,674.42 |
| 01 2620 220 000 103 | FICA/Medicare | 8,800.00 | 708.16 | 6,445.23 | 73.24 | 2,354.77 |
| 01 2620 220 000 119 | FICA/Medicare | 0.00 | 0.00 | 0.00 | 0.00 | 0.00 |
| 220 | FICA/MEDICARE | 21,700.00 | 1,639.19 | 15,023.56 | 69.23 | 6,676.44 |
| 01 2620 230 000 | Facility Dir. Retirement | 6,700.00 | 509.92 | 4,594.86 | 68.58 | 2,105.14 |

| Account Number | Account Description | Revised Budget | Expended During Month | Expenditures to Date | % of Budget | Balance at EOM |
|---------------------|-----------------------------------|----------------|-----------------------|----------------------|-------------|----------------|
| 01 2620 230 000 101 | Retirement | 0.00 | 0.00 | 0.00 | 0.00 | 0.00 |
| 01 2620 230 000 102 | Retirement | 9,900.00 | 753.46 | 7,032.63 | 71.04 | 2,867.37 |
| 01 2620 230 000 103 | Retirement | 11,400.00 | 931.04 | 8,456.30 | 74.18 | 2,943.70 |
| 01 2620 230 000 119 | Retirement | 0.00 | 0.00 | 0.00 | 0.00 | 0.00 |
| 230 | RETIREMENT | 28,000.00 | 2,194.42 | 20,083.79 | 71.73 | 7,916.21 |
| 01 2620 237 000 | Increased Ret. Contribution Rate | 0.00 | 0.00 | 0.00 | 0.00 | 0.00 |
| 237 | Increased Ret. Contribution Rate | 0.00 | 0.00 | 0.00 | 0.00 | 0.00 |
| 01 2620 270 000 | Facility Dir. Work Comp | 500.00 | 44.04 | 528.38 | 105.68 | (28.38) |
| 01 2620 270 000 101 | Work Comp | 0.00 | 0.00 | 0.00 | 0.00 | 0.00 |
| 01 2620 270 000 102 | Work Comp | 700.00 | 61.53 | 738.20 | 105.46 | (38.20) |
| 01 2620 270 000 103 | Work Comp | 700.00 | 71.25 | 854.80 | 122.11 | (154.80) |
| 270 | WORKMEN'S COMP | 1,900.00 | 176.82 | 2,121.38 | 111.65 | (221.38) |
| 01 2620 382 000 | Cell Phone | 1,500.00 | 0.00 | 348.46 | 23.23 | 1,151.54 |
| 382 | DISTANCE LEARNING | 1,500.00 | 0.00 | 348.46 | 23.23 | 1,151.54 |
| 01 2620 431 000 | Repairs and Maintenance | 3,000.00 | 0.00 | 2,842.18 | 137.08 | 157.82 |
| 01 2620 431 001 | HS Repairs and Maint. | 14,000.00 | 0.00 | 10,922.54 | 141.66 | 3,077.46 |
| 01 2620 431 002 | MS Repairs and Maint. | 5,500.00 | 0.00 | 6,550.73 | 150.32 | (1,050.73) |
| 01 2620 431 004 | NS Repairs and Maint. | 3,000.00 | 161.34 | 8,044.87 | 506.06 | (5,044.87) |
| 01 2620 431 006 | HW Repairs & Maint | 4,500.00 | 0.00 | 3,498.48 | 77.74 | 1,001.52 |
| 431 | NON TECH REPAIRS AND MAINTENANCE | 30,000.00 | 161.34 | 31,858.80 | 169.64 | (1,858.80) |
| 01 2620 610 000 | District Supplies | 22,000.00 | 2,301.40 | 19,500.16 | 160.32 | 2,499.84 |
| 01 2620 610 001 | Supplies | 8,000.00 | 43.03 | 5,654.56 | 119.04 | 2,345.44 |
| 01 2620 610 002 | MS Supplies | 8,000.00 | 61.70 | 1,323.14 | 40.71 | 6,676.86 |
| 01 2620 610 004 | Supplies | 3,000.00 | 350.12 | 6,250.88 | 401.91 | (3,250.88) |
| 01 2620 610 006 | Supplies | 3,000.00 | 70.14 | 1,427.13 | 54.30 | 1,572.87 |
| 610 | SUPPLIES | 44,000.00 | 2,826.39 | 34,155.87 | 140.31 | 9,844.13 |
| 01 2620 720 000 | District Building Improvements | 188,185.00 | 1,223.79 | 1,223.79 | 2.47 | 186,961.21 |
| 01 2620 720 001 | HS Building Improvements | 36,751.00 | 0.00 | 0.00 | 0.00 | 36,751.00 |
| 01 2620 720 002 | MS Building Improvements | 0.00 | 0.00 | 0.00 | 0.00 | 0.00 |
| 01 2620 720 004 | NS Building Improvements | 0.00 | 0.00 | 0.00 | 0.00 | 0.00 |
| 01 2620 720 006 | HW Building Improvements | 18,000.00 | 0.00 | 3,430.00 | 19.06 | 14,570.00 |
| 720 | BUILDING IMPROVMENTS | 242,936.00 | 1,223.79 | 4,653.79 | 3.33 | 238,282.21 |
| 01 2620 731 000 | Machinery | 0.00 | 0.00 | 0.00 | 0.00 | 0.00 |
| 731 | MACHINERY | 0.00 | 0.00 | 0.00 | 0.00 | 0.00 |
| 01 2620 733 000 | Dist. Furniture and Fixtures | 6,000.00 | 0.00 | 0.00 | 0.00 | 6,000.00 |
| 01 2620 733 001 | Furniture And Fixtures | 0.00 | 0.00 | 0.00 | 0.00 | 0.00 |
| 01 2620 733 002 | MS Furniture and Fixtures | 0.00 | 0.00 | 0.00 | 0.00 | 0.00 |
| 01 2620 733 004 | Furniture And Fixtures | 0.00 | 0.00 | 0.00 | 0.00 | 0.00 |
| 01 2620 733 006 | Furniture And Fixtures | 0.00 | 0.00 | 0.00 | 0.00 | 0.00 |
| 733 | FURNITURE AND FIXTURES | 6,000.00 | 0.00 | 0.00 | 0.00 | 6,000.00 |
| 01 2620 739 000 | Small Equipment/Tools | 750.00 | 2,001.57 | 2,371.32 | 316.18 | (1,621.32) |
| 739 | Other Equipment | 750.00 | 2,001.57 | 2,371.32 | 316.18 | (1,621.32) |
| 01 2620 810 000 | Dues and Fees | 0.00 | 0.00 | 0.00 | 0.00 | 0.00 |
| 810 | DUES AND FEES | 0.00 | 0.00 | 0.00 | 0.00 | 0.00 |
| 01 2620 890 000 | Other Expenses | 500.00 | 0.00 | 0.00 | 10.85 | 500.00 |
| 890 | OTHER EXPENSES | 500.00 | 0.00 | 0.00 | 10.85 | 500.00 |
| 2620 | MAINTENANCE OF BUILDINGS | 715,786.00 | 37,035.66 | 354,941.06 | 56.59 | 360,844.94 |
| 2630 | CARE AND UPKEEP OF GROUNDS | | | | | |
| 01 2630 340 000 | Professional Services | 0.00 | 0.00 | 0.00 | 0.00 | 0.00 |
| 340 | PROFESSIONAL SERVICES | 0.00 | 0.00 | 0.00 | 0.00 | 0.00 |
| 01 2630 420 000 | Snow Removal/Lawn Care | 25,000.00 | 69.97 | 4,414.97 | 17.94 | 20,585.03 |
| 420 | CLEANING SERVICES | 25,000.00 | 69.97 | 4,414.97 | 17.94 | 20,585.03 |
| 01 2630 440 000 | Rental of Machinery | 2,000.00 | 0.00 | 716.00 | 67.35 | 1,284.00 |
| 440 | RENTALS | 2,000.00 | 0.00 | 716.00 | 67.35 | 1,284.00 |

| Account Number | Account Description | Revised Budget | Expended During Month | Expenditures to Date | % of Budget | Balance at EOM |
|---------------------|---------------------------------------|----------------|-----------------------|----------------------|-------------|----------------|
| 01 2630 610 000 | Supplies | 5,000.00 | 0.00 | 1,857.11 | 51.24 | 3,142.89 |
| 610 | SUPPLIES | 5,000.00 | 0.00 | 1,857.11 | 51.24 | 3,142.89 |
| 2630 | CARE AND UPKEEP OF GROUNDS | 32,000.00 | 69.97 | 6,988.08 | 26.23 | 25,011.92 |
| 2640 | CARE AND UPKEEP OF EQUIPMENT | | | | | |
| 01 2640 431 000 | Equipment Repairs and Maint. | 11,000.00 | 1,925.03 | 4,382.08 | 59.14 | 6,617.92 |
| 431 | NON TECH REPAIRS AND MAINTENANCE | 11,000.00 | 1,925.03 | 4,382.08 | 59.14 | 6,617.92 |
| 01 2640 610 000 | Supplies/Parts | 3,000.00 | 572.59 | 1,714.86 | 86.77 | 1,285.14 |
| 610 | SUPPLIES | 3,000.00 | 572.59 | 1,714.86 | 86.77 | 1,285.14 |
| 2640 | CARE AND UPKEEP OF EQUIPMENT | 14,000.00 | 2,497.62 | 6,096.94 | 65.06 | 7,903.06 |
| 2650 | MAINTENANCE VEHICLE OPERATIONS | | | | | |
| 01 2650 431 000 | Maint. Vehicle Repairs | 3,500.00 | 93.95 | 1,222.13 | 48.69 | 2,277.87 |
| 431 | NON TECH REPAIRS AND MAINTENANCE | 3,500.00 | 93.95 | 1,222.13 | 48.69 | 2,277.87 |
| 01 2650 520 000 | Vehicle Insurance | 10,000.00 | 1,279.00 | 7,057.00 | 70.57 | 2,943.00 |
| 520 | INSURANCE | 10,000.00 | 1,279.00 | 7,057.00 | 70.57 | 2,943.00 |
| 01 2650 610 000 | Supplies/ Parts | 5,000.00 | 689.75 | 3,829.19 | 120.04 | 1,170.81 |
| 610 | SUPPLIES | 5,000.00 | 689.75 | 3,829.19 | 120.04 | 1,170.81 |
| 01 2650 626 000 | Gas/Oil | 10,000.00 | 1,044.28 | 9,949.86 | 101.81 | 50.14 |
| 626 | GAS/OIL | 10,000.00 | 1,044.28 | 9,949.86 | 101.81 | 50.14 |
| 01 2650 730 000 | Vehicle Purchase | 0.00 | 0.00 | 0.00 | 0.00 | 0.00 |
| 730 | EQUIPMENT | 0.00 | 0.00 | 0.00 | 0.00 | 0.00 |
| 01 2650 732 000 | Vehicle Acquisition | 40,000.00 | 0.00 | 0.00 | 0.00 | 40,000.00 |
| 732 | VAN ACQUISITION | 40,000.00 | 0.00 | 0.00 | 0.00 | 40,000.00 |
| 01 2650 810 000 | Dues and Fees | 0.00 | 0.00 | 0.00 | 0.00 | 0.00 |
| 810 | DUES AND FEES | 0.00 | 0.00 | 0.00 | 0.00 | 0.00 |
| 01 2650 890 000 | Vehicle Maint. Other Expenses | 0.00 | 115.00 | 115.00 | 0.00 | (115.00) |
| 890 | OTHER EXPENSES | 0.00 | 115.00 | 115.00 | 0.00 | (115.00) |
| 2650 | MAINTENANCE VEHICLE OPERATIONS | 68,500.00 | 3,221.98 | 22,173.18 | 36.68 | 46,326.82 |
| 2660 | SECURITY | | | | | |
| 01 2660 340 000 | Professional Services | 0.00 | 0.00 | 0.00 | 0.00 | 0.00 |
| 340 | PROFESSIONAL SERVICES | 0.00 | 0.00 | 0.00 | 0.00 | 0.00 |
| 01 2660 430 000 | Security Repairs & Maint | 2,500.00 | 0.00 | 0.00 | 0.00 | 2,500.00 |
| 430 | REPAIRS AND MAINTENANCE | 2,500.00 | 0.00 | 0.00 | 0.00 | 2,500.00 |
| 01 2660 610 000 | Security Supplies | 500.00 | 0.00 | 0.00 | 0.00 | 500.00 |
| 610 | SUPPLIES | 500.00 | 0.00 | 0.00 | 0.00 | 500.00 |
| 2660 | SECURITY | 3,000.00 | 0.00 | 0.00 | 0.00 | 3,000.00 |
| 2670 | SAFETY | | | | | |
| 01 2670 340 000 | Professional Services | 25,000.00 | 1,753.20 | 19,815.61 | 104.80 | 5,184.39 |
| 340 | PROFESSIONAL SERVICES | 25,000.00 | 1,753.20 | 19,815.61 | 104.80 | 5,184.39 |
| 01 2670 431 000 | Safety Repairs and Maint. | 3,500.00 | 1,376.48 | 3,703.18 | 182.86 | (203.18) |
| 431 | NON TECH REPAIRS AND MAINTENANCE | 3,500.00 | 1,376.48 | 3,703.18 | 182.86 | (203.18) |
| 2670 | SAFETY | 28,500.00 | 3,129.68 | 23,518.79 | 114.38 | 4,981.21 |
| 2710 | STUDENT TRANSPORTATION | | | | | |
| 01 2710 382 000 | Cell Phone Expense | 0.00 | 0.00 | 0.00 | 0.00 | 0.00 |
| 382 | DISTANCE LEARNING | 0.00 | 0.00 | 0.00 | 0.00 | 0.00 |
| 01 2710 519 000 | Contracted Transport | 189,000.00 | 18,864.73 | 169,782.57 | 89.83 | 19,217.43 |
| 01 2710 519 000 001 | Activity Transportation | 60,000.00 | 10,356.51 | 54,775.97 | 91.29 | 5,224.03 |
| 519 | Contracted Services | 249,000.00 | 29,221.24 | 224,558.54 | 90.18 | 24,441.46 |
| 01 2710 626 000 | Gas And Oil | 40,000.00 | 5,850.60 | 37,264.21 | 93.16 | 2,735.79 |
| 626 | GAS/OIL | 40,000.00 | 5,850.60 | 37,264.21 | 93.16 | 2,735.79 |
| 01 2710 732 000 | Bus Acquisition | 0.00 | 0.00 | 0.00 | 0.00 | 0.00 |
| 732 | VAN ACQUISITION | 0.00 | 0.00 | 0.00 | 0.00 | 0.00 |
| 01 2710 810 000 | Dues and Fees | 0.00 | 0.00 | 0.00 | 0.00 | 0.00 |
| 810 | DUES AND FEES | 0.00 | 0.00 | 0.00 | 0.00 | 0.00 |

06/07/2022 07:21 AM

Regular; Processing Month 05/2022; Fund Number 01

User ID: WIECBREN

| Account Number | Account Description | Revised Budget | Expended During Month | Expenditures to Date | % of Budget | Balance at EOM |
|---------------------|---------------------------------------|----------------|-----------------------|----------------------|-------------|----------------|
| 01 2710 890 000 | Other Expense | 1,000.00 | 10.00 | 510.00 | 51.00 | 490.00 |
| 890 | OTHER EXPENSES | 1,000.00 | 10.00 | 510.00 | 51.00 | 490.00 |
| 2710 | STUDENT TRANSPORTATION | 290,000.00 | 35,081.84 | 262,332.75 | 90.46 | 27,667.25 |
| 2712 | SPED STUDENT TRANSPORTATION | | | | | |
| 01 2712 110 000 | SPED Van Driver Salary | 40,000.00 | 2,494.90 | 23,691.99 | 59.23 | 16,308.01 |
| 01 2712 110 000 019 | Salaries C19 | 0.00 | 0.00 | 0.00 | 0.00 | 0.00 |
| 110 | REGULAR SALARIES | 40,000.00 | 2,494.90 | 23,691.99 | 59.23 | 16,308.01 |
| 01 2712 130 000 | Overtime | 0.00 | 36.44 | 212.54 | 0.00 | (212.54) |
| 130 | NON INSTRUCTIONAL OVERTIME | 0.00 | 36.44 | 212.54 | 0.00 | (212.54) |
| 01 2712 210 000 | Driver Group Ins. | 9,000.00 | 613.10 | 5,768.43 | 64.09 | 3,231.57 |
| 01 2712 210 000 019 | Group Ins C19 | 0.00 | 0.00 | 0.00 | 0.00 | 0.00 |
| 210 | GROUP INSURANCE | 9,000.00 | 613.10 | 5,768.43 | 64.09 | 3,231.57 |
| 01 2712 220 000 | FICA/Medicare | 3,100.00 | 173.33 | 1,636.60 | 52.79 | 1,463.40 |
| 01 2712 220 000 019 | FICA/Medicare C19 | 0.00 | 0.00 | 0.00 | 0.00 | 0.00 |
| 220 | FICA/MEDICARE | 3,100.00 | 173.33 | 1,636.60 | 52.79 | 1,463.40 |
| 01 2712 230 000 | Retirement | 3,900.00 | 250.03 | 2,361.22 | 60.54 | 1,538.78 |
| 01 2712 230 000 019 | Retirement C19 | 0.00 | 0.00 | 0.00 | 0.00 | 0.00 |
| 230 | RETIREMENT | 3,900.00 | 250.03 | 2,361.22 | 60.54 | 1,538.78 |
| 01 2712 237 000 | Increased Ret. Contribution Rate | 0.00 | 0.00 | 0.00 | 0.00 | 0.00 |
| 237 | Increased Ret. Contribution Rate | 0.00 | 0.00 | 0.00 | 0.00 | 0.00 |
| 01 2712 270 000 | Work Comp | 350.00 | 25.91 | 310.84 | 88.81 | 39.16 |
| 270 | WORKMEN'S COMP | 350.00 | 25.91 | 310.84 | 88.81 | 39.16 |
| 01 2712 330 000 | Training and Development | 600.00 | 0.00 | 0.00 | 0.00 | 600.00 |
| 330 | TRAINING AND DEVELOPMENT | 600.00 | 0.00 | 0.00 | 0.00 | 600.00 |
| 01 2712 332 000 | Parent Mileage | 3,000.00 | 0.00 | 0.00 | 0.00 | 3,000.00 |
| 332 | MILEAGE TO PARENTS | 3,000.00 | 0.00 | 0.00 | 0.00 | 3,000.00 |
| 01 2712 382 000 | Cell Phone | 250.00 | 0.00 | 0.00 | 0.00 | 250.00 |
| 382 | DISTANCE LEARNING | 250.00 | 0.00 | 0.00 | 0.00 | 250.00 |
| 01 2712 626 000 | Gas/Oil | 5,000.00 | 869.16 | 4,569.23 | 91.38 | 430.77 |
| 626 | GAS/OIL | 5,000.00 | 869.16 | 4,569.23 | 91.38 | 430.77 |
| 01 2712 732 000 | Van Acquisition | 0.00 | 0.00 | 0.00 | 0.00 | 0.00 |
| 732 | VAN ACQUISITION | 0.00 | 0.00 | 0.00 | 0.00 | 0.00 |
| 01 2712 890 000 | Other Transportation | 500.00 | 0.00 | 1,531.96 | 316.78 | (1,031.96) |
| 890 | OTHER EXPENSES | 500.00 | 0.00 | 1,531.96 | 316.78 | (1,031.96) |
| 2712 | SPED STUDENT TRANSPORTATION | 65,700.00 | 4,462.87 | 40,082.81 | 61.09 | 25,617.19 |
| 2730 | TRANSPORT VEHICLE REPAIRS | | | | | |
| 01 2730 430 000 | Tires And Parts | 2,000.00 | 0.00 | 0.00 | 0.00 | 2,000.00 |
| 430 | REPAIRS AND MAINTENANCE | 2,000.00 | 0.00 | 0.00 | 0.00 | 2,000.00 |
| 01 2730 610 000 | Supplies/Parts | 1,000.00 | 0.00 | 0.00 | 0.00 | 1,000.00 |
| 610 | SUPPLIES | 1,000.00 | 0.00 | 0.00 | 0.00 | 1,000.00 |
| 2730 | TRANSPORT VEHICLE REPAIRS | 3,000.00 | 0.00 | 0.00 | 0.00 | 3,000.00 |
| 2732 | SPED TRANSPORT VEHICLE REPAIRS | | | | | |
| 01 2732 431 000 | Repairs and Maint. | 1,000.00 | 0.00 | 442.16 | 54.50 | 557.84 |
| 431 | NON TECH REPAIRS AND MAINTENANCE | 1,000.00 | 0.00 | 442.16 | 54.50 | 557.84 |
| 01 2732 610 000 | Supplies | 2,500.00 | 70.07 | 647.32 | 43.05 | 1,852.68 |
| 610 | SUPPLIES | 2,500.00 | 70.07 | 647.32 | 43.05 | 1,852.68 |
| 01 2732 890 000 | Other Expenses | 250.00 | 0.00 | 125.00 | 50.00 | 125.00 |
| 890 | OTHER EXPENSES | 250.00 | 0.00 | 125.00 | 50.00 | 125.00 |
| 2732 | SPED TRANSPORT VEHICLE REPAIRS | 3,750.00 | 70.07 | 1,214.48 | 46.56 | 2,535.52 |
| 3535 | HIGH ABILITY LEARNERS | | | | | |
| 01 3535 111 002 | Certified Salaries | 6,500.00 | 0.00 | 0.00 | 0.00 | 6,500.00 |
| 01 3535 111 006 | Cert. HAL Salary | 55,000.00 | 0.00 | 0.00 | 0.00 | 55,000.00 |
| 111 | CERTIFIED SALARIES | 61,500.00 | 0.00 | 0.00 | 0.00 | 61,500.00 |
| 01 3535 123 006 | Cert. HAL Substitute | 1,000.00 | 0.00 | 0.00 | 0.00 | 1,000.00 |
| 123 | CERTIFIED SUBSTITUTE SALARIES | 1,000.00 | 0.00 | 0.00 | 0.00 | 1,000.00 |

06/07/2022 07:21 AM

Regular; Processing Month 05/2022; Fund Number 01

User ID: WIECBREN

| Account Number | Account Description | Revised Budget | Expended During Month | Expenditures to Date | % of Budget | Balance at EOM |
|---------------------|------------------------------------|----------------|-----------------------|----------------------|-------------|----------------|
| 01 3535 151 002 | MS HAL Addt'l Comp | 1,500.00 | 109.77 | 1,097.70 | 73.18 | 402.30 |
| 01 3535 151 004 | NS HAL Addt'l Comp | 1,100.00 | 82.33 | 823.30 | 74.85 | 276.70 |
| 01 3535 151 006 | HW HAL Addt'l Comp | 1,500.00 | 109.77 | 1,097.70 | 73.18 | 402.30 |
| 151 | CERTIFIED ADDT'L COMPENSATION | 4,100.00 | 301.87 | 3,018.70 | 73.63 | 1,081.30 |
| 01 3535 211 002 | Group Ins | 2,400.00 | 0.00 | 0.00 | 0.00 | 2,400.00 |
| 01 3535 211 006 | Cert. HAL Group Ins. | 21,000.00 | 0.00 | 0.00 | 0.00 | 21,000.00 |
| 211 | CERTIFIED GROUP INSURANCE | 23,400.00 | 0.00 | 0.00 | 0.00 | 23,400.00 |
| 01 3535 221 002 | Cert FICA/Medicare | 110.00 | 8.33 | 82.53 | 75.03 | 27.47 |
| 01 3535 221 004 | Certified FICA/Medicare | 0.00 | 6.22 | 62.26 | 0.00 | (62.26) |
| 01 3535 221 006 | Cert HAL FICA/Medicare | 4,800.00 | 8.30 | 75.71 | 1.58 | 4,724.29 |
| 221 | CERTIFIED FICA/MEDICARE | 4,910.00 | 22.85 | 220.50 | 4.49 | 4,689.50 |
| 01 3535 223 006 | HAL Cert. Sub FICA/Medicare | 100.00 | 0.00 | 0.00 | 0.00 | 100.00 |
| 223 | CERTIFIED SUBSTITUTE FICA/MEDICARE | 100.00 | 0.00 | 0.00 | 0.00 | 100.00 |
| 01 3535 231 002 | Cert Retirement | 150.00 | 10.84 | 109.24 | 72.83 | 40.76 |
| 01 3535 231 004 | Certified Retirement | 0.00 | 8.13 | 81.30 | 0.00 | (81.30) |
| 01 3535 231 006 | Cert. HAL Retirement | 6,200.00 | 10.84 | 115.79 | 1.87 | 6,084.21 |
| 231 | CERTIFIED RETIREMENT | 6,350.00 | 29.81 | 306.33 | 4.82 | 6,043.67 |
| 01 3535 233 006 | SUBSTITUTE RETIREMENT | 0.00 | 0.00 | 0.00 | 0.00 | 0.00 |
| 233 | SUBSTITUTE RETIREMENT | 0.00 | 0.00 | 0.00 | 0.00 | 0.00 |
| 01 3535 237 000 | Increased Ret. Contribution Rate | 0.00 | 0.00 | 0.00 | 0.00 | 0.00 |
| 237 | Increased Ret. Contribution Rate | 0.00 | 0.00 | 0.00 | 0.00 | 0.00 |
| 01 3535 271 006 | Cert. HAL Work Comp | 490.00 | 39.83 | 477.87 | 97.52 | 12.13 |
| 271 | CERTIFIED WORKMEN'S COMP | 490.00 | 39.83 | 477.87 | 97.52 | 12.13 |
| 01 3535 330 002 | Training and Development | 0.00 | 0.00 | 0.00 | 0.00 | 0.00 |
| 01 3535 330 006 | HAL Training & Development | 0.00 | 0.00 | 0.00 | 0.00 | 0.00 |
| 330 | TRAINING AND DEVELOPMENT | 0.00 | 0.00 | 0.00 | 0.00 | 0.00 |
| 01 3535 580 006 | HAL Travel Expense | 100.00 | 0.00 | 0.00 | 0.00 | 100.00 |
| 580 | TRAVEL AND LODGING | 100.00 | 0.00 | 0.00 | 0.00 | 100.00 |
| 01 3535 610 002 | MS HAL Supplies | 100.00 | 0.00 | 0.00 | 0.00 | 100.00 |
| 01 3535 610 004 | NS HAL Supplies | 100.00 | 0.00 | 23.80 | 47.60 | 76.20 |
| 01 3535 610 006 | HW HAL Supplies | 100.00 | 0.00 | 0.00 | 77.92 | 100.00 |
| 610 | SUPPLIES | 300.00 | 0.00 | 23.80 | 41.84 | 276.20 |
| 01 3535 810 006 | HAL Dues and Fees | 0.00 | 0.00 | 0.00 | 0.00 | 0.00 |
| 810 | DUES AND FEES | 0.00 | 0.00 | 0.00 | 0.00 | 0.00 |
| 01 3535 890 006 | HAL Other Expenses | 0.00 | 0.00 | 0.00 | 0.00 | 0.00 |
| 890 | OTHER EXPENSES | 0.00 | 0.00 | 0.00 | 0.00 | 0.00 |
| 3535 | HIGH ABILITY LEARNERS | 102,250.00 | 394.36 | 4,047.20 | 4.16 | 98,202.80 |
| 3540 | PRESCHOOL GRANT FUNDED | | | | | |
| 01 3540 111 004 002 | Cert. Salary Pre-K 2 | 48,000.00 | 3,677.31 | 36,773.10 | 76.61 | 11,226.90 |
| 111 | CERTIFIED SALARIES | 48,000.00 | 3,677.31 | 36,773.10 | 76.61 | 11,226.90 |
| 01 3540 112 004 002 | Para Salary Pre K 2 | 0.00 | 0.00 | 0.00 | 0.00 | 0.00 |
| 112 | PARA SALARIES | 0.00 | 0.00 | 0.00 | 0.00 | 0.00 |
| 01 3540 122 004 002 | Para Sub Salary Pre K 2 | 0.00 | 0.00 | 0.00 | 0.00 | 0.00 |
| 122 | PARA SUBSTITUTE SALARIES | 0.00 | 0.00 | 0.00 | 0.00 | 0.00 |
| 01 3540 123 004 002 | Cert. Sub Pre K 2 | 1,000.00 | 0.00 | 0.00 | 0.00 | 1,000.00 |
| 123 | CERTIFIED SUBSTITUTE SALARIES | 1,000.00 | 0.00 | 0.00 | 0.00 | 1,000.00 |
| 01 3540 132 004 002 | Para Overtime Pre K 2 | 0.00 | 0.00 | 0.00 | 0.00 | 0.00 |
| 132 | PARA OVERTIME | 0.00 | 0.00 | 0.00 | 0.00 | 0.00 |
| 01 3540 151 004 002 | Cert Addt'l Comp Pre K 2 | 0.00 | 0.00 | 0.00 | 0.00 | 0.00 |
| 151 | CERTIFIED ADDT'L COMPENSATION | 0.00 | 0.00 | 0.00 | 0.00 | 0.00 |
| 01 3540 211 004 002 | Group Ins Pre K 2 | 23,500.00 | 1,921.49 | 17,293.41 | 73.59 | 6,206.59 |
| 211 | CERTIFIED GROUP INSURANCE | 23,500.00 | 1,921.49 | 17,293.41 | 73.59 | 6,206.59 |
| 01 3540 212 004 002 | Para Group Ins Pre K 2 | 0.00 | 0.00 | 0.00 | 0.00 | 0.00 |
| 212 | PARA GROUP INSURANCE | 0.00 | 0.00 | 0.00 | 0.00 | 0.00 |

06/07/2022 07:21 AM

Regular; Processing Month 05/2022; Fund Number 01

User ID: WIECBREN

| Account Number | Account Description | Revised Budget | Expended During Month | Expenditures to Date | % of Budget | Balance at EOM |
|---------------------|------------------------------------|----------------|-----------------------|----------------------|-------------|----------------|
| 01 3540 221 004 002 | Cert. FICA/Medicare Pre K 2 | 3,700.00 | 274.98 | 2,756.13 | 74.49 | 943.87 |
| 221 | CERTIFIED FICA/MEDICARE | 3,700.00 | 274.98 | 2,756.13 | 74.49 | 943.87 |
| 01 3540 222 004 002 | Para FICA/Medicare Pre K 2 | 0.00 | 0.00 | 0.00 | 0.00 | 0.00 |
| 222 | PARA FICA/MEDICARE | 0.00 | 0.00 | 0.00 | 0.00 | 0.00 |
| 01 3540 223 004 002 | Cert. Sub FICA/Medicare Pre K 2 | 100.00 | 0.00 | 0.00 | 0.00 | 100.00 |
| 223 | CERTIFIED SUBSTITUTE FICA/MEDICARE | 100.00 | 0.00 | 0.00 | 0.00 | 100.00 |
| 01 3540 231 004 002 | Cert. Retirement Pre K 2 | 4,700.00 | 363.24 | 3,632.40 | 77.29 | 1,067.60 |
| 231 | CERTIFIED RETIREMENT | 4,700.00 | 363.24 | 3,632.40 | 77.29 | 1,067.60 |
| 01 3540 232 004 002 | Para Retirement Pre K 2 | 0.00 | 0.00 | 0.00 | 0.00 | 0.00 |
| 232 | PARA RETIREMENT | 0.00 | 0.00 | 0.00 | 0.00 | 0.00 |
| 01 3540 233 004 002 | Pre K Sub Retirement | 0.00 | 0.00 | 0.00 | 0.00 | 0.00 |
| 233 | SUBSTITUTE RETIREMENT | 0.00 | 0.00 | 0.00 | 0.00 | 0.00 |
| 01 3540 237 000 | Increased Ret. Contribution Rate | 0.00 | 0.00 | 0.00 | 0.00 | 0.00 |
| 237 | Increased Ret. Contribution Rate | 0.00 | 0.00 | 0.00 | 0.00 | 0.00 |
| 01 3540 271 004 002 | Cert. Work Comp Pre K 2 | 380.00 | 31.09 | 373.00 | 98.16 | 7.00 |
| 271 | CERTIFIED WORKMEN'S COMP | 380.00 | 31.09 | 373.00 | 98.16 | 7.00 |
| 01 3540 272 004 002 | Para Work Comp Pre K 2 | 0.00 | 0.00 | 0.00 | 0.00 | 0.00 |
| 272 | PARA WORKMEN'S COMP | 0.00 | 0.00 | 0.00 | 0.00 | 0.00 |
| 01 3540 330 004 002 | Training Pre K 2 | 0.00 | 0.00 | 0.00 | 0.00 | 0.00 |
| 330 | TRAINING AND DEVELOPMENT | 0.00 | 0.00 | 0.00 | 0.00 | 0.00 |
| 01 3540 333 004 002 | Mileage Pre K 2 | 0.00 | 0.00 | 0.00 | 0.00 | 0.00 |
| 333 | MILEAGE PAID TO STAFF | 0.00 | 0.00 | 0.00 | 0.00 | 0.00 |
| 01 3540 610 004 002 | Supplies Pre K 2 | 0.00 | 0.00 | 0.00 | 0.00 | 0.00 |
| 610 | SUPPLIES | 0.00 | 0.00 | 0.00 | 0.00 | 0.00 |
| 01 3540 640 004 002 | Books/Periodicals Pre K 2 | 0.00 | 0.00 | 0.00 | 0.00 | 0.00 |
| 640 | BOOKS/PERIODICALS | 0.00 | 0.00 | 0.00 | 0.00 | 0.00 |
| 01 3540 641 004 002 | E Books Pre K 2 | 0.00 | 0.00 | 0.00 | 0.00 | 0.00 |
| 641 | E BOOKS | 0.00 | 0.00 | 0.00 | 0.00 | 0.00 |
| 01 3540 643 004 002 | Web Based Software Pre K 2 | 0.00 | 0.00 | 0.00 | 0.00 | 0.00 |
| 643 | WEB/CLOUD SOFTWARE | 0.00 | 0.00 | 0.00 | 0.00 | 0.00 |
| 01 3540 890 004 002 | Other Expenses Pre K 2 | 0.00 | 0.00 | 0.00 | 0.00 | 0.00 |
| 890 | OTHER EXPENSES | 0.00 | 0.00 | 0.00 | 0.00 | 0.00 |
| 3540 | PRESCHOOL GRANT FUNDED | 81,380.00 | 6,268.11 | 60,828.04 | 74.75 | 20,551.96 |
| 3590 | Project AWARE | | | | | |
| 01 3590 110 000 | Van Salaries | 0.00 | 0.00 | 0.00 | 0.00 | 0.00 |
| 110 | REGULAR SALARIES | 0.00 | 0.00 | 0.00 | 0.00 | 0.00 |
| 01 3590 111 000 | Certified Salaries | 0.00 | 4,857.31 | 24,286.55 | 0.00 | (24,286.55) |
| 111 | CERTIFIED SALARIES | 0.00 | 4,857.31 | 24,286.55 | 0.00 | (24,286.55) |
| 01 3590 151 000 | Extra Duty Wages | 0.00 | 0.00 | 320.00 | 0.00 | (320.00) |
| 151 | CERTIFIED ADDT'L COMPENSATION | 0.00 | 0.00 | 320.00 | 0.00 | (320.00) |
| 01 3590 210 000 | Group Ins. | 0.00 | 0.00 | 0.00 | 0.00 | 0.00 |
| 210 | GROUP INSURANCE | 0.00 | 0.00 | 0.00 | 0.00 | 0.00 |
| 01 3590 211 000 | Group Insurance | 0.00 | 1,921.49 | 9,607.45 | 0.00 | (9,607.45) |
| 211 | CERTIFIED GROUP INSURANCE | 0.00 | 1,921.49 | 9,607.45 | 0.00 | (9,607.45) |
| 01 3590 220 000 | FICA/Med | 0.00 | 0.00 | 0.00 | 0.00 | 0.00 |
| 220 | FICA/MEDICARE | 0.00 | 0.00 | 0.00 | 0.00 | 0.00 |
| 01 3590 221 000 | Certified FICA/Medicare | 0.00 | 366.83 | 1,858.23 | 0.00 | (1,858.23) |
| 221 | CERTIFIED FICA/MEDICARE | 0.00 | 366.83 | 1,858.23 | 0.00 | (1,858.23) |
| 01 3590 230 000 | Retirement | 0.00 | 0.00 | 0.00 | 0.00 | 0.00 |
| 230 | RETIREMENT | 0.00 | 0.00 | 0.00 | 0.00 | 0.00 |
| 01 3590 231 000 | Retirement | 0.00 | 479.80 | 2,430.67 | 0.00 | (2,430.67) |

| Account Number | Account Description | Revised Budget | Expended During Month | Expenditures to Date | % of Budget | Balance at EOM |
|---------------------|---------------------------------|----------------|-----------------------|----------------------|-------------|----------------|
| 231 | CERTIFIED RETIREMENT | 0.00 | 479.80 | 2,430.67 | 0.00 | (2,430.67) |
| 01 3590 270 000 | Work Comp | 0.00 | 0.00 | 0.00 | 0.00 | 0.00 |
| 270 | WORKMEN'S COMP | 0.00 | 0.00 | 0.00 | 0.00 | 0.00 |
| 01 3590 271 000 | Work Comp | 0.00 | 0.00 | 0.00 | 0.00 | 0.00 |
| 271 | CERTIFIED WORKMEN'S COMP | 0.00 | 0.00 | 0.00 | 0.00 | 0.00 |
| 01 3590 281 000 | Health Benefits | 0.00 | 0.00 | 0.00 | 0.00 | 0.00 |
| 281 | CERTIFIED HEALTH BENEFITS | 0.00 | 0.00 | 0.00 | 0.00 | 0.00 |
| 01 3590 330 000 | Professional Development | 0.00 | 0.00 | 115.00 | 0.00 | (115.00) |
| 330 | TRAINING AND DEVELOPMENT | 0.00 | 0.00 | 115.00 | 0.00 | (115.00) |
| 01 3590 333 000 | Mileage | 0.00 | 0.00 | 0.00 | 0.00 | 0.00 |
| 333 | MILEAGE PAID TO STAFF | 0.00 | 0.00 | 0.00 | 0.00 | 0.00 |
| 01 3590 340 000 | Professional Services | 0.00 | 0.00 | 320.00 | 0.00 | (320.00) |
| 340 | PROFESSIONAL SERVICES | 0.00 | 0.00 | 320.00 | 0.00 | (320.00) |
| 01 3590 580 000 | Travel and Lodging | 0.00 | 0.00 | 0.00 | 0.00 | 0.00 |
| 580 | TRAVEL AND LODGING | 0.00 | 0.00 | 0.00 | 0.00 | 0.00 |
| 01 3590 610 000 | Supplies | 0.00 | 85.98 | 2,350.89 | 0.00 | (2,350.89) |
| 01 3590 610 004 | Supplies | 0.00 | 0.00 | 61.17 | 0.00 | (61.17) |
| 01 3590 610 006 | Supplies | 0.00 | 0.00 | 0.00 | 0.00 | 0.00 |
| 610 | SUPPLIES | 0.00 | 85.98 | 2,412.06 | 0.00 | (2,412.06) |
| 01 3590 640 000 | Textbooks | 0.00 | 0.00 | 0.00 | 0.00 | 0.00 |
| 640 | BOOKS/PERIODICALS | 0.00 | 0.00 | 0.00 | 0.00 | 0.00 |
| 01 3590 643 000 | Web/Cloud Software | 0.00 | 0.00 | 0.00 | 0.00 | 0.00 |
| 643 | WEB/CLOUD SOFTWARE | 0.00 | 0.00 | 0.00 | 0.00 | 0.00 |
| 01 3590 733 000 | Equipment | 0.00 | 0.00 | 993.96 | 0.00 | (993.96) |
| 733 | FURNITURE AND FIXTURES | 0.00 | 0.00 | 993.96 | 0.00 | (993.96) |
| 01 3590 810 000 | Dues and Fees | 0.00 | 0.00 | 0.00 | 0.00 | 0.00 |
| 810 | DUES AND FEES | 0.00 | 0.00 | 0.00 | 0.00 | 0.00 |
| 01 3590 890 000 | Other Expenses | 0.00 | 0.00 | 0.00 | 0.00 | 0.00 |
| 890 | OTHER EXPENSES | 0.00 | 0.00 | 0.00 | 0.00 | 0.00 |
| 3590 | Project AWARE | 0.00 | 7,711.41 | 42,343.92 | 0.00 | (42,343.92) |
| 3599 | Non Public Textbook loan | | | | | |
| 01 3599 640 000 | Textbook Loan | 20,000.00 | 0.00 | 0.00 | 0.00 | 20,000.00 |
| 640 | BOOKS/PERIODICALS | 20,000.00 | 0.00 | 0.00 | 0.00 | 20,000.00 |
| 3599 | Non Public Textbook loan | 20,000.00 | 0.00 | 0.00 | 0.00 | 20,000.00 |
| 5000 | DEBT SERVICES | | | | | |
| 01 5000 831 000 102 | Energy Loan Principal | 0.00 | 0.00 | 0.00 | 0.00 | 0.00 |
| 01 5000 831 000 103 | TANS PRINCIPAL | 2,350,000.00 | 0.00 | 0.00 | 0.00 | 2,350,000.00 |
| 01 5000 831 000 104 | Redemption of Principal LOC | 950,000.00 | 0.00 | 950,000.00 | 100.00 | 0.00 |
| 01 5000 831 000 673 | Arbor Bank Loan Principal | 0.00 | 0.00 | 0.00 | 0.00 | 0.00 |
| 01 5000 831 000 674 | Arbor Bank Principal | 0.00 | 0.00 | 0.00 | 0.00 | 0.00 |
| 01 5000 831 000 840 | Arbor Bank Loan Principal | 0.00 | 0.00 | 0.00 | 0.00 | 0.00 |
| 01 5000 831 000 841 | Arbor Bank Loan Principal | 0.00 | 0.00 | 0.00 | 0.00 | 0.00 |
| 831 | REDEMPTION OF PRINCIPAL | 3,300,000.00 | 0.00 | 950,000.00 | 28.79 | 2,350,000.00 |
| 01 5000 832 000 | Interest Long Term Warrant | 20,000.00 | 0.00 | 8,731.25 | 43.66 | 11,268.75 |
| 832 | INTEREST LONG TERM DEBT | 20,000.00 | 0.00 | 8,731.25 | 43.66 | 11,268.75 |
| 01 5000 833 000 | Bond Issuance & Other Costs | 23,000.00 | 0.00 | 0.00 | 0.00 | 23,000.00 |
| 833 | Bond Issuance & Other Costs | 23,000.00 | 0.00 | 0.00 | 0.00 | 23,000.00 |
| 5000 | DEBT SERVICES | 3,343,000.00 | 0.00 | 958,731.25 | 28.68 | 2,384,268.75 |
| 6200 | TITLE I | | | | | |
| 01 6200 111 002 | Certified Salary | 55,500.00 | 4,253.54 | 41,643.53 | 75.03 | 13,856.47 |
| 01 6200 111 004 | Certified Salary | 146,500.00 | 7,327.07 | 73,270.70 | 50.01 | 73,229.30 |
| 01 6200 111 006 | Certified Salary | 70,500.00 | 5,378.69 | 53,786.90 | 76.29 | 16,713.10 |

| Account Number | Account Description | Revised Budget | Expended During Month | Expenditures to Date | % of Budget | Balance at EOM |
|-----------------|------------------------------------|----------------|-----------------------|----------------------|-------------|----------------|
| 111 | CERTIFIED SALARIES | 272,500.00 | 16,959.30 | 168,701.13 | 61.91 | 103,798.87 |
| 01 6200 123 002 | MS Cert. Sub | 0.00 | 0.00 | 1,160.00 | 0.00 | (1,160.00) |
| 01 6200 123 004 | NS Cert. Sub | 0.00 | 0.00 | 0.00 | 0.00 | 0.00 |
| 01 6200 123 006 | HW Cert. Sub | 0.00 | 0.00 | 0.00 | 0.00 | 0.00 |
| 123 | CERTIFIED SUBSTITUTE SALARIES | 0.00 | 0.00 | 1,160.00 | 0.00 | (1,160.00) |
| 01 6200 151 002 | MS Cert. Addt'l Comp | 0.00 | 0.00 | 340.00 | 0.00 | (340.00) |
| 01 6200 151 004 | NS Cert. Addt'l Comp | 0.00 | 0.00 | 0.00 | 0.00 | 0.00 |
| 01 6200 151 006 | HW Cert. Addt'l Comp | 0.00 | 0.00 | 0.00 | 0.00 | 0.00 |
| 151 | CERTIFIED ADDT'L COMPENSATION | 0.00 | 0.00 | 340.00 | 0.00 | (340.00) |
| 01 6200 211 002 | MS Cert. Group Ins. | 8,500.00 | 702.61 | 6,323.49 | 74.39 | 2,176.51 |
| 01 6200 211 004 | NS Cert. Group Ins. | 41,500.00 | 1,921.49 | 17,293.41 | 41.67 | 24,206.59 |
| 01 6200 211 006 | HW Cert. Group Ins. | 23,500.00 | 1,921.49 | 17,293.41 | 73.59 | 6,206.59 |
| 211 | CERTIFIED GROUP INSURANCE | 73,500.00 | 4,545.59 | 40,910.31 | 55.66 | 32,589.69 |
| 01 6200 221 002 | MS Cert FICA/Medicare | 4,200.00 | 325.40 | 3,211.78 | 76.47 | 988.22 |
| 01 6200 221 004 | Cert. FICA/Medicare | 11,200.00 | 557.21 | 5,568.03 | 49.71 | 5,631.97 |
| 01 6200 221 006 | HW Cert. FICA/Medicare | 5,400.00 | 375.48 | 3,791.33 | 70.21 | 1,608.67 |
| 221 | CERTIFIED FICA/MEDICARE | 20,800.00 | 1,258.09 | 12,571.14 | 60.44 | 8,228.86 |
| 01 6200 223 002 | MS Cert. Sub FICA/Medicare | 0.00 | 0.00 | 88.77 | 0.00 | (88.77) |
| 01 6200 223 004 | NS Cert. Sub FICA/Medicare | 0.00 | 0.00 | 0.00 | 0.00 | 0.00 |
| 01 6200 223 006 | HW Cert Sub FICA/Medicare | 0.00 | 0.00 | 0.00 | 0.00 | 0.00 |
| 223 | CERTIFIED SUBSTITUTE FICA/MEDICARE | 0.00 | 0.00 | 88.77 | 0.00 | (88.77) |
| 01 6200 231 002 | MS Cert. Retirement | 5,500.00 | 420.16 | 4,147.07 | 75.40 | 1,352.93 |
| 01 6200 231 004 | NS Cert. Retirement | 14,500.00 | 723.76 | 7,244.98 | 49.97 | 7,255.02 |
| 01 6200 231 006 | HW Cert. Retirement | 7,000.00 | 531.30 | 5,313.00 | 75.90 | 1,687.00 |
| 231 | CERTIFIED RETIREMENT | 27,000.00 | 1,675.22 | 16,705.05 | 61.87 | 10,294.95 |
| 01 6200 237 000 | Increased Ret. Contribution Rate | 0.00 | 0.00 | 0.00 | 0.00 | 0.00 |
| 237 | Increased Ret. Contribution Rate | 0.00 | 0.00 | 0.00 | 0.00 | 0.00 |
| 01 6200 271 002 | MS Cert. Work Comp | 425.00 | 35.95 | 431.29 | 101.48 | (6.29) |
| 01 6200 271 004 | NS Cert. Work Comp | 1,200.00 | 94.89 | 1,138.42 | 94.87 | 61.58 |
| 01 6200 271 006 | HW Cert. Work Comp | 525.00 | 45.66 | 547.81 | 104.34 | (22.81) |
| 271 | CERTIFIED WORKMEN'S COMP | 2,150.00 | 176.50 | 2,117.52 | 98.49 | 32.48 |
| 01 6200 330 002 | Training & Development | 0.00 | 0.00 | 0.00 | 0.00 | 0.00 |
| 01 6200 330 004 | Training & Development | 0.00 | 0.00 | 0.00 | 0.00 | 0.00 |
| 01 6200 330 006 | Training & Development | 0.00 | 0.00 | 0.00 | 0.00 | 0.00 |
| 330 | TRAINING AND DEVELOPMENT | 0.00 | 0.00 | 0.00 | 0.00 | 0.00 |
| 01 6200 333 002 | MS Mileage | 0.00 | 0.00 | 0.00 | 0.00 | 0.00 |
| 01 6200 333 004 | NS Mileage | 0.00 | 0.00 | 0.00 | 0.00 | 0.00 |
| 01 6200 333 006 | HW Mileage | 0.00 | 0.00 | 0.00 | 0.00 | 0.00 |
| 333 | MILEAGE PAID TO STAFF | 0.00 | 0.00 | 0.00 | 0.00 | 0.00 |
| 01 6200 610 002 | MS Title I Supplies | 0.00 | 0.00 | 0.00 | 0.00 | 0.00 |
| 01 6200 610 004 | NS Title I Supplies | 0.00 | 0.00 | 0.00 | 0.00 | 0.00 |
| 01 6200 610 006 | HW Title I Supplies | 0.00 | 0.00 | 45.89 | 0.00 | (45.89) |
| 610 | SUPPLIES | 0.00 | 0.00 | 45.89 | 0.00 | (45.89) |
| 01 6200 643 002 | MS Web Based Software | 0.00 | 0.00 | 0.00 | 0.00 | 0.00 |
| 01 6200 643 004 | NS Web Based Software | 0.00 | 0.00 | 0.00 | 0.00 | 0.00 |
| 01 6200 643 006 | HW Web Based Software | 0.00 | 0.00 | 0.00 | 0.00 | 0.00 |
| 643 | WEB/CLOUD SOFTWARE | 0.00 | 0.00 | 0.00 | 0.00 | 0.00 |
| 01 6200 733 002 | MS Furniture & Fixtures | 0.00 | 0.00 | 0.00 | 0.00 | 0.00 |
| 01 6200 733 004 | NS Furniture & Fixtures | 0.00 | 0.00 | 0.00 | 0.00 | 0.00 |
| 01 6200 733 006 | HW Furniture & Fixtures | 0.00 | 0.00 | 0.00 | 0.00 | 0.00 |
| 733 | FURNITURE AND FIXTURES | 0.00 | 0.00 | 0.00 | 0.00 | 0.00 |
| 6200 | TITLE I | 395,950.00 | 24,614.70 | 242,639.81 | 61.29 | 153,310.19 |
| 6310 | TITLE IIA | | | | | |
| 01 6310 111 004 | CSR Salaries | 0.00 | 0.00 | 0.00 | 0.00 | 0.00 |

06/07/2022 07:21 AM

Regular; Processing Month 05/2022; Fund Number 01

User ID: WIECBREN

| Account Number | Account Description | Revised Budget | Expended During Month | Expenditures to Date | % of Budget | Balance at EOM |
|---------------------|----------------------------------|----------------|-----------------------|----------------------|-------------|----------------|
| 111 | CERTIFIED SALARIES | 0.00 | 0.00 | 0.00 | 0.00 | 0.00 |
| 01 6310 151 001 | Cert. Addt'l Compensation | 15,000.00 | 0.00 | 0.00 | 0.00 | 15,000.00 |
| 01 6310 151 002 | CERTIFIED ADDT'L COMPENSATION | 15,000.00 | 0.00 | 0.00 | 0.00 | 15,000.00 |
| 01 6310 151 004 | Certified Addt'l Comp | 15,000.00 | 0.00 | 0.00 | 0.00 | 15,000.00 |
| 01 6310 151 006 | CERTIFIED ADDT'L COMPENSATION | 15,000.00 | 0.00 | 0.00 | 0.00 | 15,000.00 |
| 151 | CERTIFIED ADDT'L COMPENSATION | 60,000.00 | 0.00 | 0.00 | 0.00 | 60,000.00 |
| 01 6310 152 001 | HW Para Stipend | 0.00 | 0.00 | 0.00 | 0.00 | 0.00 |
| 01 6310 152 002 | MS Para Stipend | 0.00 | 0.00 | 0.00 | 0.00 | 0.00 |
| 01 6310 152 004 | NS Para Stipend | 0.00 | 0.00 | 0.00 | 0.00 | 0.00 |
| 01 6310 152 006 | HW Para Stipend | 0.00 | 0.00 | 0.00 | 0.00 | 0.00 |
| 152 | PARA ADDT'L COMPENSATION | 0.00 | 0.00 | 0.00 | 0.00 | 0.00 |
| 01 6310 221 001 | CERTIFIED FICA/MEDICARE | 1,100.00 | 0.00 | 0.00 | 0.00 | 1,100.00 |
| 01 6310 221 002 | Certified FICA/Medicare | 1,100.00 | 0.00 | 0.00 | 0.00 | 1,100.00 |
| 01 6310 221 004 | CSR FICA/Medicare | 1,100.00 | 0.00 | 0.00 | 0.00 | 1,100.00 |
| 01 6310 221 006 | Certified FICA/Medicare | 1,100.00 | 0.00 | 0.00 | 0.00 | 1,100.00 |
| 221 | CERTIFIED FICA/MEDICARE | 4,400.00 | 0.00 | 0.00 | 0.00 | 4,400.00 |
| 01 6310 222 001 | HS Para FICA/Medicare | 0.00 | 0.00 | 0.00 | 0.00 | 0.00 |
| 01 6310 222 002 | MS Para FICA/Medicare | 0.00 | 0.00 | 0.00 | 0.00 | 0.00 |
| 01 6310 222 004 | NS Para FICA/Medicare | 0.00 | 0.00 | 0.00 | 0.00 | 0.00 |
| 01 6310 222 006 | HW Para FICA/Medicare | 0.00 | 0.00 | 0.00 | 0.00 | 0.00 |
| 222 | PARA FICA/MEDICARE | 0.00 | 0.00 | 0.00 | 0.00 | 0.00 |
| 01 6310 231 001 | CERTIFIED RETIREMENT | 1,500.00 | 0.00 | 0.00 | 0.00 | 1,500.00 |
| 01 6310 231 002 | Certified Retirement | 1,500.00 | 0.00 | 0.00 | 0.00 | 1,500.00 |
| 01 6310 231 004 | CSR Retirement | 1,500.00 | 0.00 | 0.00 | 0.00 | 1,500.00 |
| 01 6310 231 006 | Certified Retirement | 1,500.00 | 0.00 | 0.00 | 0.00 | 1,500.00 |
| 231 | CERTIFIED RETIREMENT | 6,000.00 | 0.00 | 0.00 | 0.00 | 6,000.00 |
| 01 6310 232 001 | HS Para Retirement | 0.00 | 0.00 | 0.00 | 0.00 | 0.00 |
| 01 6310 232 002 | MS Para Retirement | 0.00 | 0.00 | 0.00 | 0.00 | 0.00 |
| 01 6310 232 004 | NS Para Retirement | 0.00 | 0.00 | 0.00 | 0.00 | 0.00 |
| 01 6310 232 006 | HW Para Retirement | 0.00 | 0.00 | 0.00 | 0.00 | 0.00 |
| 232 | PARA RETIREMENT | 0.00 | 0.00 | 0.00 | 0.00 | 0.00 |
| 01 6310 237 000 | Increased Ret. Contribution Rate | 0.00 | 0.00 | 0.00 | 0.00 | 0.00 |
| 237 | Increased Ret. Contribution Rate | 0.00 | 0.00 | 0.00 | 0.00 | 0.00 |
| 01 6310 330 000 | Title II A Lourdes Prof Dev. | 10,000.00 | 0.00 | 1,024.00 | 11.54 | 8,976.00 |
| 01 6310 330 004 | CSR Training & Development | 25,000.00 | 0.00 | 39,244.00 | 307.74 | (14,244.00) |
| 330 | TRAINING AND DEVELOPMENT | 35,000.00 | 0.00 | 40,268.00 | 223.11 | (5,268.00) |
| 01 6310 333 004 | CSR Mileage | 0.00 | 0.00 | 0.00 | 0.00 | 0.00 |
| 333 | MILEAGE PAID TO STAFF | 0.00 | 0.00 | 0.00 | 0.00 | 0.00 |
| 01 6310 610 004 | CSR Supplies | 0.00 | 0.00 | 469.80 | 0.00 | (469.80) |
| 610 | SUPPLIES | 0.00 | 0.00 | 469.80 | 0.00 | (469.80) |
| 6310 | TITLE IIA | 105,400.00 | 0.00 | 40,737.80 | 75.86 | 64,662.20 |
| 6406 | IDEA PART B PRESCHOOL | | | | | |
| 01 6406 340 004 | Contracted Services | 7,968.00 | 0.00 | 7,967.40 | 99.99 | 0.60 |
| 340 | PROFESSIONAL SERVICES | 7,968.00 | 0.00 | 7,967.40 | 99.99 | 0.60 |
| 6406 | IDEA PART B PRESCHOOL | 7,968.00 | 0.00 | 7,967.40 | 99.99 | 0.60 |
| 6408 | IDEA BASE E/P | | | | | |
| 01 6408 111 004 | Certified Salaries | 0.00 | 0.00 | 0.00 | 0.00 | 0.00 |
| 01 6408 111 004 001 | Age 3-5 Salaries | 0.00 | 0.00 | 0.00 | 0.00 | 0.00 |
| 111 | CERTIFIED SALARIES | 0.00 | 0.00 | 0.00 | 0.00 | 0.00 |
| 01 6408 112 001 | School Age Salaries | 9,000.00 | 672.21 | 5,256.94 | 58.41 | 3,743.06 |
| 01 6408 112 002 | School Age Salaries | 0.00 | 0.00 | 0.00 | 0.00 | 0.00 |
| 01 6408 112 004 | NS School Age Salaries | 40,000.00 | 3,838.36 | 33,234.90 | 83.09 | 6,765.10 |
| 01 6408 112 004 001 | Age 3-5 Salaries | 30,000.00 | 2,443.12 | 19,463.52 | 64.88 | 10,536.48 |

06/07/2022 07:21 AM

Regular; Processing Month 05/2022; Fund Number 01

User ID: WIECBREN

| Account Number | Account Description | Revised Budget | Expended During Month | Expenditures to Date | % of Budget | Balance at EOM |
|---------------------|----------------------------------|----------------|-----------------------|----------------------|-------------|----------------|
| 112 | PARA SALARIES | 79,000.00 | 6,953.69 | 57,955.36 | 73.36 | 21,044.64 |
| 01 6408 116 004 | Salaries | 0.00 | 0.00 | 0.00 | 0.00 | 0.00 |
| 01 6408 116 006 | Salaries | 36,000.00 | 2,629.59 | 23,110.37 | 64.20 | 12,889.63 |
| 01 6408 116 004 001 | Age 3-5 Salaries | 36,000.00 | 2,629.60 | 23,110.44 | 64.20 | 12,889.56 |
| 116 | PROFESSIONAL SALARY | 72,000.00 | 5,259.19 | 46,220.81 | 64.20 | 25,779.19 |
| 01 6408 151 004 | Cert. Addtl Compensation | 0.00 | 0.00 | 0.00 | 0.00 | 0.00 |
| 151 | CERTIFIED ADDT'L COMPENSATION | 0.00 | 0.00 | 0.00 | 0.00 | 0.00 |
| 01 6408 211 004 | Cert Group Insurance | 0.00 | 0.00 | 0.00 | 0.00 | 0.00 |
| 211 | CERTIFIED GROUP INSURANCE | 0.00 | 0.00 | 0.00 | 0.00 | 0.00 |
| 01 6408 212 001 | Group Insurance | 25.00 | 1.86 | 13.02 | 52.08 | 11.98 |
| 01 6408 212 002 | Group Insurance | 0.00 | 0.00 | 0.00 | 0.00 | 0.00 |
| 01 6408 212 004 | Group Insurance | 5,000.00 | 415.15 | 3,718.20 | 74.36 | 1,281.80 |
| 01 6408 212 004 001 | Age 3-5 Group Ins | 600.00 | 51.70 | 452.13 | 75.36 | 147.87 |
| 212 | PARA GROUP INSURANCE | 5,625.00 | 468.71 | 4,183.35 | 74.37 | 1,441.65 |
| 01 6408 216 004 | Group Ins | 0.00 | 0.00 | 0.00 | 0.00 | 0.00 |
| 01 6408 216 006 | Group Ins | 100.00 | 9.61 | 102.02 | 102.02 | (2.02) |
| 01 6408 216 004 001 | Age 3-5 Group Ins | 0.00 | 8.77 | 62.53 | 0.00 | (62.53) |
| 216 | PROFESSIONAL GROUP INSURANCE | 100.00 | 18.38 | 164.55 | 164.55 | (64.55) |
| 01 6408 221 004 | Cert. FICA/Medicare | 0.00 | 0.00 | 0.00 | 0.00 | 0.00 |
| 221 | CERTIFIED FICA/MEDICARE | 0.00 | 0.00 | 0.00 | 0.00 | 0.00 |
| 01 6408 222 001 | FICA/Medicare | 700.00 | 51.43 | 402.18 | 57.45 | 297.82 |
| 01 6408 222 002 | FICA/Medicare | 0.00 | 0.00 | 0.00 | 0.00 | 0.00 |
| 01 6408 222 004 | FICA/Medicare | 3,100.00 | 280.35 | 2,422.92 | 78.16 | 677.08 |
| 01 6408 222 004 001 | Age 3-5 FICA/Medicare | 2,300.00 | 185.41 | 1,475.61 | 64.16 | 824.39 |
| 222 | PARA FICA/MEDICARE | 6,100.00 | 517.19 | 4,300.71 | 70.50 | 1,799.29 |
| 01 6408 226 004 | FICA/Medicare | 0.00 | 0.00 | 0.00 | 0.00 | 0.00 |
| 01 6408 226 006 | FICA/Medicare | 2,800.00 | 201.16 | 1,767.91 | 63.14 | 1,032.09 |
| 01 6408 226 004 001 | FICA/Medicare | 2,800.00 | 201.17 | 1,767.98 | 63.14 | 1,032.02 |
| 226 | PROFESSIONAL FICA/MEDICARE | 5,600.00 | 402.33 | 3,535.89 | 63.14 | 2,064.11 |
| 01 6408 231 004 | Cert. Retirement | 0.00 | 0.00 | 0.00 | 0.00 | 0.00 |
| 231 | CERTIFIED RETIREMENT | 0.00 | 0.00 | 0.00 | 0.00 | 0.00 |
| 01 6408 232 001 | Retirement | 900.00 | 66.40 | 519.29 | 57.70 | 380.71 |
| 01 6408 232 002 | Retirement | 0.00 | 0.00 | 0.00 | 0.00 | 0.00 |
| 01 6408 232 004 | Retirement | 4,000.00 | 379.14 | 3,282.84 | 82.07 | 717.16 |
| 01 6408 232 004 001 | Age 3-5 Retirement | 3,000.00 | 241.34 | 1,922.59 | 64.09 | 1,077.41 |
| 232 | PARA RETIREMENT | 7,900.00 | 686.88 | 5,724.72 | 72.46 | 2,175.28 |
| 01 6408 236 004 | Retirement | 0.00 | 0.00 | 0.00 | 0.00 | 0.00 |
| 01 6408 236 006 | Retirement | 3,600.00 | 259.75 | 2,282.82 | 63.41 | 1,317.18 |
| 01 6408 236 004 001 | Retirement | 3,600.00 | 259.74 | 2,282.80 | 63.41 | 1,317.20 |
| 236 | PROFESSIONAL RETIREMENT | 7,200.00 | 519.49 | 4,565.62 | 63.41 | 2,634.38 |
| 01 6408 237 000 | Increased Ret. Contribution Rate | 0.00 | 0.00 | 0.00 | 0.00 | 0.00 |
| 237 | Increased Ret. Contribution Rate | 0.00 | 0.00 | 0.00 | 0.00 | 0.00 |
| 01 6408 271 004 | Cert Work Comp | 0.00 | 0.00 | 0.00 | 0.00 | 0.00 |
| 271 | CERTIFIED WORKMEN'S COMP | 0.00 | 0.00 | 0.00 | 0.00 | 0.00 |
| 01 6408 272 001 | Work Comp | 100.00 | 5.83 | 69.94 | 69.94 | 30.06 |
| 01 6408 272 002 | Work Comp | 0.00 | 0.00 | 0.00 | 0.00 | 0.00 |
| 01 6408 272 004 | Work Comp | 300.00 | 25.91 | 310.84 | 103.61 | (10.84) |
| 01 6408 272 004 001 | Age 3-5 Work Comp | 200.00 | 19.43 | 233.11 | 116.56 | (33.11) |
| 272 | PARA WORKMEN'S COMP | 600.00 | 51.17 | 613.89 | 102.32 | (13.89) |
| 01 6408 276 004 | Work Comp | 300.00 | 23.32 | 279.77 | 93.26 | 20.23 |
| 01 6408 276 006 | Work Comp | 280.00 | 23.32 | 279.77 | 99.92 | 0.23 |
| 276 | PROFESSIONAL WORK COMP | 580.00 | 46.64 | 559.54 | 96.47 | 20.46 |
| 01 6408 333 004 | Mileage | 1,500.00 | 0.00 | 0.00 | 0.00 | 1,500.00 |
| 01 6408 333 006 | Mileage | 500.00 | 0.00 | 0.00 | 0.00 | 500.00 |
| 333 | MILEAGE PAID TO STAFF | 2,000.00 | 0.00 | 0.00 | 0.00 | 2,000.00 |
| 01 6408 340 000 | School Age Contracted Services | 139,100.00 | 7,024.50 | 159,844.42 | 114.91 | (20,744.42) |

06/07/2022 07:21 AM

Regular; Processing Month 05/2022; Fund Number 01

User ID: WIECBREN

| Account Number | Account Description | Revised Budget | Expended During Month | Expenditures to Date | % of Budget | Balance at EOM |
|---------------------|-----------------------------|----------------|-----------------------|----------------------|-------------|----------------|
| 01 6408 340 004 | Age 3-5 Contracted Services | 4,000.00 | 286.09 | 5,081.79 | 127.04 | (1,081.79) |
| 01 6408 340 004 001 | B-2 Contracted Services | 6,000.00 | 1,807.75 | 14,422.06 | 240.37 | (8,422.06) |
| 340 | PROFESSIONAL SERVICES | 149,100.00 | 9,118.34 | 179,348.27 | 120.29 | (30,248.27) |
| 01 6408 580 004 | Travel | 0.00 | 0.00 | 0.00 | 0.00 | 0.00 |
| 01 6408 580 006 | Travel | 0.00 | 0.00 | 0.00 | 0.00 | 0.00 |
| 580 | TRAVEL AND LODGING | 0.00 | 0.00 | 0.00 | 0.00 | 0.00 |
| 01 6408 610 004 | Supplies | 0.00 | 0.00 | 0.00 | 0.00 | 0.00 |
| 610 | SUPPLIES | 0.00 | 0.00 | 0.00 | 0.00 | 0.00 |
| 01 6408 643 004 | Web Software | 0.00 | 0.00 | 0.00 | 0.00 | 0.00 |
| 643 | WEB/CLOUD SOFTWARE | 0.00 | 0.00 | 0.00 | 0.00 | 0.00 |
| 01 6408 733 004 | Furniture and Fixtures | 0.00 | 0.00 | 0.00 | 0.00 | 0.00 |
| 733 | FURNITURE AND FIXTURES | 0.00 | 0.00 | 0.00 | 0.00 | 0.00 |
| 6408 | IDEA BASE E/P | 335,805.00 | 24,042.01 | 307,172.71 | 91.47 | 28,632.29 |

6412 IDEA PART B PROPORTIONATE SHARE

| | | | | | | |
|-----------------|----------------------------------|-----------|------|-----------|-------|------------|
| 01 6412 111 006 | HW Certified Salary | 0.00 | 0.00 | 0.00 | 0.00 | 0.00 |
| 111 | CERTIFIED SALARIES | 0.00 | 0.00 | 0.00 | 0.00 | 0.00 |
| 01 6412 151 006 | Cert. Addt'l Compensation | 0.00 | 0.00 | 0.00 | 0.00 | 0.00 |
| 151 | CERTIFIED ADDT'L COMPENSATION | 0.00 | 0.00 | 0.00 | 0.00 | 0.00 |
| 01 6412 211 006 | Cert. Group Ins. | 0.00 | 0.00 | 0.00 | 0.00 | 0.00 |
| 211 | CERTIFIED GROUP INSURANCE | 0.00 | 0.00 | 0.00 | 0.00 | 0.00 |
| 01 6412 221 006 | Cert, FICA/Medicare | 0.00 | 0.00 | 0.00 | 0.00 | 0.00 |
| 221 | CERTIFIED FICA/MEDICARE | 0.00 | 0.00 | 0.00 | 0.00 | 0.00 |
| 01 6412 231 006 | Cert. Retirement | 0.00 | 0.00 | 0.00 | 0.00 | 0.00 |
| 231 | CERTIFIED RETIREMENT | 0.00 | 0.00 | 0.00 | 0.00 | 0.00 |
| 01 6412 237 000 | Increased Ret. Contribution Rate | 0.00 | 0.00 | 0.00 | 0.00 | 0.00 |
| 237 | Increased Ret. Contribution Rate | 0.00 | 0.00 | 0.00 | 0.00 | 0.00 |
| 01 6412 271 006 | Cert. Work Comp | 0.00 | 0.00 | 0.00 | 0.00 | 0.00 |
| 271 | CERTIFIED WORKMEN'S COMP | 0.00 | 0.00 | 0.00 | 0.00 | 0.00 |
| 01 6412 320 001 | Professional Services | 35,625.00 | 0.00 | 12,620.16 | 35.43 | 23,004.84 |
| 01 6412 320 002 | Professional Services | 0.00 | 0.00 | 716.16 | 0.00 | (716.16) |
| 01 6412 320 004 | Professional Services | 0.00 | 0.00 | 0.00 | 0.00 | 0.00 |
| 01 6412 320 006 | Professional Services | 0.00 | 0.00 | 2,336.16 | 0.00 | (2,336.16) |
| 320 | PROPERTY SERVICES | 35,625.00 | 0.00 | 15,672.48 | 43.99 | 19,952.52 |
| 01 6412 330 001 | Training & Development | 0.00 | 0.00 | 0.00 | 0.00 | 0.00 |
| 01 6412 330 002 | Training & Development | 0.00 | 0.00 | 0.00 | 0.00 | 0.00 |
| 01 6412 330 004 | Training & Development | 0.00 | 0.00 | 0.00 | 0.00 | 0.00 |
| 01 6412 330 006 | Training & Development | 0.00 | 0.00 | 0.00 | 0.00 | 0.00 |
| 330 | TRAINING AND DEVELOPMENT | 0.00 | 0.00 | 0.00 | 0.00 | 0.00 |
| 01 6412 580 001 | Travel Expense | 0.00 | 0.00 | 0.00 | 0.00 | 0.00 |
| 01 6412 580 002 | Travel Expense | 0.00 | 0.00 | 0.00 | 0.00 | 0.00 |
| 01 6412 580 004 | Travel Expense | 0.00 | 0.00 | 0.00 | 0.00 | 0.00 |
| 01 6412 580 006 | Travel Expense | 0.00 | 0.00 | 0.00 | 0.00 | 0.00 |
| 580 | TRAVEL AND LODGING | 0.00 | 0.00 | 0.00 | 0.00 | 0.00 |
| 01 6412 610 001 | Supplies | 0.00 | 0.00 | 0.00 | 0.00 | 0.00 |
| 01 6412 610 002 | Supplies | 0.00 | 0.00 | 0.00 | 0.00 | 0.00 |
| 01 6412 610 004 | Supplies | 0.00 | 0.00 | 0.00 | 0.00 | 0.00 |
| 01 6412 610 006 | Supplies | 0.00 | 0.00 | 0.00 | 0.00 | 0.00 |
| 610 | SUPPLIES | 0.00 | 0.00 | 0.00 | 0.00 | 0.00 |
| 01 6412 643 004 | Web Based Software | 0.00 | 0.00 | 0.00 | 0.00 | 0.00 |
| 01 6412 643 006 | Web Based Software | 0.00 | 0.00 | 0.00 | 0.00 | 0.00 |
| 643 | WEB/CLOUD SOFTWARE | 0.00 | 0.00 | 0.00 | 0.00 | 0.00 |
| 6412 | IDEA PART B PROPORTIONATE SHARE | 35,625.00 | 0.00 | 15,672.48 | 43.99 | 19,952.52 |

6421 IDEA -ARP

| | | | | | | |
|-----------------|--------------------|-----------|----------|-----------|-------|----------|
| 01 6421 111 006 | Certified Salaries | 16,000.00 | 1,228.04 | 11,937.08 | 74.61 | 4,062.92 |
|-----------------|--------------------|-----------|----------|-----------|-------|----------|

06/07/2022 07:21 AM

Regular; Processing Month 05/2022; Fund Number 01

User ID: WIECBREN

| Account Number | Account Description | Revised Budget | Expended During Month | Expenditures to Date | % of Budget | Balance at EOM |
|---------------------|--|----------------|-----------------------|----------------------|-------------|----------------|
| 01 6421 111 004 001 | Age 3-5 Salaries | 5,800.00 | 400.31 | 3,508.59 | 60.49 | 2,291.41 |
| 111 | CERTIFIED SALARIES | 21,800.00 | 1,628.35 | 15,445.67 | 70.85 | 6,354.33 |
| 01 6421 211 006 | Group Insurance | 2,100.00 | 175.65 | 1,580.87 | 75.28 | 519.13 |
| 01 6421 211 004 001 | Age 3-5 Group Ins | 2,300.00 | 192.15 | 1,537.20 | 66.83 | 762.80 |
| 211 | CERTIFIED GROUP INSURANCE | 4,400.00 | 367.80 | 3,118.07 | 70.87 | 1,281.93 |
| 01 6421 221 006 | FICA/Medicare | 1,250.00 | 93.77 | 911.67 | 72.93 | 338.33 |
| 01 6421 221 004 001 | Age 3-5 FICA/Med | 450.00 | 30.33 | 266.02 | 59.12 | 183.98 |
| 221 | CERTIFIED FICA/MEDICARE | 1,700.00 | 124.10 | 1,177.69 | 69.28 | 522.31 |
| 01 6421 231 006 | Retirement | 1,550.00 | 121.30 | 1,179.09 | 76.07 | 370.91 |
| 01 6421 231 004 001 | Age 3-5 Retirement | 550.00 | 39.54 | 346.63 | 63.02 | 203.37 |
| 231 | CERTIFIED RETIREMENT | 2,100.00 | 160.84 | 1,525.72 | 72.65 | 574.28 |
| 01 6421 340 001 | Contracted Services | 0.00 | 17,600.00 | 26,400.00 | 0.00 | (26,400.00) |
| 01 6421 340 006 | IDEA ARP-Contracted Services | 36,251.00 | 0.00 | 0.00 | 0.00 | 36,251.00 |
| 340 | PROFESSIONAL SERVICES | 36,251.00 | 17,600.00 | 26,400.00 | 72.83 | 9,851.00 |
| 6421 | IDEA -ARP | 66,251.00 | 19,881.09 | 47,667.15 | 71.95 | 18,583.85 |
| 6422 | IDEA-Preschool ARP | | | | | |
| 01 6422 340 004 | Contracted Services | 5,905.00 | 647.50 | 1,411.90 | 23.91 | 4,493.10 |
| 340 | PROFESSIONAL SERVICES | 5,905.00 | 647.50 | 1,411.90 | 23.91 | 4,493.10 |
| 6422 | IDEA-Preschool ARP | 5,905.00 | 647.50 | 1,411.90 | 23.91 | 4,493.10 |
| 6423 | IDEA Non Public ARP | | | | | |
| 01 6423 340 000 | Non Public ARP | 0.00 | 0.00 | 604.80 | 0.00 | (604.80) |
| 01 6423 340 001 | Contracted Services | 0.00 | 0.00 | 0.00 | 0.00 | 0.00 |
| 01 6423 340 002 | Contracted Services | 0.00 | 0.00 | 0.00 | 0.00 | 0.00 |
| 01 6423 340 004 | Contracted Services | 7,861.00 | 0.00 | 0.00 | 0.00 | 7,861.00 |
| 01 6423 340 006 | Contracted Services | 0.00 | 0.00 | 0.00 | 0.00 | 0.00 |
| 340 | PROFESSIONAL SERVICES | 7,861.00 | 0.00 | 604.80 | 7.69 | 7,256.20 |
| 6423 | IDEA Non Public ARP | 7,861.00 | 0.00 | 604.80 | 7.69 | 7,256.20 |
| 6700 | Perkins Grant | | | | | |
| 01 6700 610 000 | Perkins Supplies | 0.00 | 0.00 | 260.00 | 0.00 | (260.00) |
| 610 | SUPPLIES | 0.00 | 0.00 | 260.00 | 0.00 | (260.00) |
| 6700 | Perkins Grant | 0.00 | 0.00 | 260.00 | 0.00 | (260.00) |
| 6968 | 21ST CENTURY AFTER SCHOOL GRANT | | | | | |
| 01 6968 110 002 | MS Site Coordinator | 8,000.00 | 390.00 | 2,816.25 | 35.20 | 5,183.75 |
| 01 6968 110 004 | NS Site Coordinator | 7,000.00 | 570.00 | 5,808.75 | 82.98 | 1,191.25 |
| 01 6968 110 006 | HW Site Coordinator | 12,000.00 | 1,046.25 | 7,646.25 | 63.72 | 4,353.75 |
| 01 6968 110 002 019 | Salaries C19 | 0.00 | 0.00 | 0.00 | 0.00 | 0.00 |
| 01 6968 110 004 019 | Salaries C19 | 0.00 | 0.00 | 0.00 | 0.00 | 0.00 |
| 01 6968 110 006 019 | Salaries C19 | 0.00 | 0.00 | 0.00 | 0.00 | 0.00 |
| 110 | REGULAR SALARIES | 27,000.00 | 2,006.25 | 16,271.25 | 60.26 | 10,728.75 |
| 01 6968 111 002 | MS Teacher | 12,000.00 | 645.75 | 5,124.00 | 42.70 | 6,876.00 |
| 01 6968 111 004 | NS Teacher | 14,000.00 | 1,790.25 | 14,705.25 | 105.04 | (705.25) |
| 01 6968 111 006 | HW Teacher | 11,000.00 | 1,008.00 | 8,751.75 | 79.56 | 2,248.25 |
| 111 | CERTIFIED SALARIES | 37,000.00 | 3,444.00 | 28,581.00 | 77.25 | 8,419.00 |
| 01 6968 112 002 | MS Para | 5,000.00 | 100.00 | 406.25 | 8.13 | 4,593.75 |
| 01 6968 112 004 | NS Para | 14,000.00 | 2,868.76 | 17,121.96 | 122.30 | (3,121.96) |
| 01 6968 112 006 | HW Para | 11,000.00 | 1,306.27 | 9,218.81 | 83.81 | 1,781.19 |
| 01 6968 112 002 019 | Salaries C19 | 0.00 | 0.00 | 0.00 | 0.00 | 0.00 |
| 01 6968 112 004 019 | Salaries C19 | 0.00 | 0.00 | 0.00 | 0.00 | 0.00 |
| 01 6968 112 006 019 | Salaries C19 | 0.00 | 0.00 | 0.00 | 0.00 | 0.00 |
| 112 | PARA SALARIES | 30,000.00 | 4,275.03 | 26,747.02 | 89.16 | 3,252.98 |
| 01 6968 116 002 | Program Director | 10,400.00 | 794.52 | 7,945.20 | 76.40 | 2,454.80 |
| 01 6968 116 004 | Program Director | 16,500.00 | 1,271.23 | 12,712.30 | 77.04 | 3,787.70 |
| 01 6968 116 006 | Program Director | 14,500.00 | 1,112.33 | 11,123.30 | 76.71 | 3,376.70 |
| 01 6968 116 002 019 | Salaries C19 | 0.00 | 0.00 | 0.00 | 0.00 | 0.00 |
| 01 6968 116 004 019 | Salaries C19 | 0.00 | 0.00 | 0.00 | 0.00 | 0.00 |
| 01 6968 116 006 019 | Salaries C19 | 0.00 | 0.00 | 0.00 | 0.00 | 0.00 |

06/07/2022 07:21 AM

Regular; Processing Month 05/2022; Fund Number 01

User ID: WIECBREN

| Account Number | Account Description | Revised Budget | Expended During Month | Expenditures to Date | % of Budget | Balance at EOM |
|---------------------|-----------------------------------|----------------|-----------------------|----------------------|-------------|----------------|
| 116 | PROFESSIONAL SALARY | 41,400.00 | 3,178.08 | 31,780.80 | 76.77 | 9,619.20 |
| 01 6968 130 002 | Site Coordinator Overtime | 0.00 | 0.00 | 140.63 | 0.00 | (140.63) |
| 01 6968 130 004 | Site Coordinator Overtime | 0.00 | 0.00 | 0.00 | 0.00 | 0.00 |
| 01 6968 130 006 | Site Coordinator Overtime | 0.00 | 0.00 | 0.00 | 0.00 | 0.00 |
| 130 | NON INSTRUCTIONAL OVERTIME | 0.00 | 0.00 | 140.63 | 0.00 | (140.63) |
| 01 6968 131 002 | Teacher Overtime | 0.00 | 0.00 | 0.00 | 0.00 | 0.00 |
| 01 6968 131 004 | Teacher Overtime | 0.00 | 0.00 | 0.00 | 0.00 | 0.00 |
| 01 6968 131 006 | Teacher Overtime | 0.00 | 0.00 | 7.88 | 0.00 | (7.88) |
| 131 | TEACHER OVERTIME | 0.00 | 0.00 | 7.88 | 0.00 | (7.88) |
| 01 6968 132 002 | Para Overtime | 0.00 | 0.00 | 0.00 | 0.00 | 0.00 |
| 01 6968 132 004 | Para Overtime | 0.00 | 0.00 | 0.00 | 0.00 | 0.00 |
| 01 6968 132 006 | Para Overtime | 0.00 | 0.00 | 0.00 | 0.00 | 0.00 |
| 132 | PARA OVERTIME | 0.00 | 0.00 | 0.00 | 0.00 | 0.00 |
| 01 6968 216 002 | Group Insurance | 5,800.00 | 480.38 | 4,323.42 | 74.54 | 1,476.58 |
| 01 6968 216 004 | Director Group Ins. | 9,300.00 | 778.41 | 6,995.88 | 75.22 | 2,304.12 |
| 01 6968 216 006 | Group Insurance | 8,250.00 | 672.51 | 6,052.59 | 73.36 | 2,197.41 |
| 01 6968 216 002 019 | Group Ins C19 | 0.00 | 0.00 | 0.00 | 0.00 | 0.00 |
| 01 6968 216 004 019 | Group Ins C19 | 0.00 | 0.00 | 0.00 | 0.00 | 0.00 |
| 01 6968 216 006 019 | Group Ins C19 | 0.00 | 0.00 | 0.00 | 0.00 | 0.00 |
| 216 | PROFESSIONAL GROUP INSURANCE | 23,350.00 | 1,931.30 | 17,371.89 | 74.40 | 5,978.11 |
| 01 6968 220 002 | MS Site Coordinator FICA/Medicare | 610.00 | 29.83 | 226.20 | 37.08 | 383.80 |
| 01 6968 220 004 | NS Site Coordinator FICA/Medicare | 540.00 | 43.61 | 444.41 | 82.30 | 95.59 |
| 01 6968 220 006 | HW Site Coordinator FICA/Medicare | 920.00 | 80.04 | 584.93 | 63.58 | 335.07 |
| 01 6968 220 002 019 | FICA/Medicare C19 | 0.00 | 0.00 | 0.00 | 0.00 | 0.00 |
| 01 6968 220 004 019 | FICA/Medicare C19 | 0.00 | 0.00 | 0.00 | 0.00 | 0.00 |
| 01 6968 220 006 019 | FICA/Medicare C19 | 0.00 | 0.00 | 0.00 | 0.00 | 0.00 |
| 220 | FICA/MEDICARE | 2,070.00 | 153.48 | 1,255.54 | 60.65 | 814.46 |
| 01 6968 221 002 | MS Teacher FICA/Medicare | 900.00 | 49.42 | 392.04 | 43.56 | 507.96 |
| 01 6968 221 004 | NS Teacher FICA/Medicare | 1,100.00 | 136.93 | 1,124.80 | 102.25 | (24.80) |
| 01 6968 221 006 | HW Teacher FICA/Medicare | 800.00 | 77.12 | 670.10 | 83.76 | 129.90 |
| 221 | CERTIFIED FICA/MEDICARE | 2,800.00 | 263.47 | 2,186.94 | 78.11 | 613.06 |
| 01 6968 222 002 | MS Para FICA/Medicare | 380.00 | 7.65 | 31.07 | 8.18 | 348.93 |
| 01 6968 222 004 | NS Para FICA/Medicare | 1,070.00 | 219.47 | 1,309.87 | 122.42 | (239.87) |
| 01 6968 222 006 | HW Para FICA/Medicare | 840.00 | 99.92 | 705.23 | 83.96 | 134.77 |
| 01 6968 222 002 019 | FICA/Medicare C19 | 0.00 | 0.00 | 0.00 | 0.00 | 0.00 |
| 01 6968 222 004 019 | FICA/Medicare C19 | 0.00 | 0.00 | 0.00 | 0.00 | 0.00 |
| 01 6968 222 006 019 | FICA/Medicare C19 | 0.00 | 0.00 | 0.00 | 0.00 | 0.00 |
| 222 | PARA FICA/MEDICARE | 2,290.00 | 327.04 | 2,046.17 | 89.35 | 243.83 |
| 01 6968 226 002 | Director FICA/Medicare | 800.00 | 59.76 | 598.62 | 74.83 | 201.38 |
| 01 6968 226 004 | Program Director FICA/Medicare | 1,260.00 | 95.61 | 957.74 | 76.01 | 302.26 |
| 01 6968 226 006 | Director FICA/Medicare | 1,110.00 | 83.64 | 837.85 | 75.48 | 272.15 |
| 01 6968 226 002 019 | FICA/Medicare C19 | 0.00 | 0.00 | 0.00 | 0.00 | 0.00 |
| 01 6968 226 004 019 | FICA/Medicare C19 | 0.00 | 0.00 | 0.00 | 0.00 | 0.00 |
| 01 6968 226 006 019 | FICA/Medicare C19 | 0.00 | 0.00 | 0.00 | 0.00 | 0.00 |
| 226 | PROFESSIONAL FICA/MEDICARE | 3,170.00 | 239.01 | 2,394.21 | 75.53 | 775.79 |
| 01 6968 230 002 | Site Coordinator Retirement | 0.00 | 12.96 | 83.16 | 0.00 | (83.16) |
| 01 6968 230 004 | Site Coordinator Retirement | 0.00 | 0.00 | 0.00 | 0.00 | 0.00 |
| 230 | RETIREMENT | 0.00 | 12.96 | 83.16 | 0.00 | (83.16) |
| 01 6968 231 002 | MS Teacher Retirement | 1,200.00 | 63.79 | 506.16 | 42.18 | 693.84 |
| 01 6968 231 004 | NS Teacher Retirement | 1,400.00 | 132.23 | 995.13 | 71.08 | 404.87 |
| 01 6968 231 006 | HW Teacher Retirement | 1,100.00 | 73.65 | 587.30 | 53.39 | 512.70 |

| Account Number | Account Description | Revised Budget | Expended During Month | Expenditures to Date | % of Budget | Balance at EOM |
|---------------------|----------------------------------|----------------|-----------------------|----------------------|-------------|----------------|
| 231 | CERTIFIED RETIREMENT | 3,700.00 | 269.67 | 2,088.59 | 56.45 | 1,611.41 |
| 01 6968 232 002 | MS Para Retirement | 0.00 | 9.88 | 40.12 | 0.00 | (40.12) |
| 01 6968 232 004 | NS Para Retirement | 0.00 | 0.00 | 15.74 | 0.00 | (15.74) |
| 01 6968 232 006 | HW Para Retirement | 0.00 | 1.85 | 4.32 | 0.00 | (4.32) |
| 232 | PARA RETIREMENT | 0.00 | 11.73 | 60.18 | 0.00 | (60.18) |
| 01 6968 236 002 | Director Retirement | 1,000.00 | 78.48 | 784.80 | 78.48 | 215.20 |
| 01 6968 236 004 | Program Director Retirement | 1,600.00 | 125.57 | 1,255.70 | 78.48 | 344.30 |
| 01 6968 236 006 | Director Retirement | 1,400.00 | 109.87 | 1,098.70 | 78.48 | 301.30 |
| 01 6968 236 002 019 | Retirement C19 | 0.00 | 0.00 | 0.00 | 0.00 | 0.00 |
| 01 6968 236 004 019 | Retirement C19 | 0.00 | 0.00 | 0.00 | 0.00 | 0.00 |
| 01 6968 236 006 019 | Retirement C19 | 0.00 | 0.00 | 0.00 | 0.00 | 0.00 |
| 236 | PROFESSIONAL RETIREMENT | 4,000.00 | 313.92 | 3,139.20 | 78.48 | 860.80 |
| 01 6968 237 000 | Increased Ret. Contribution Rate | 0.00 | 0.00 | 0.00 | 0.00 | 0.00 |
| 237 | Increased Ret. Contribution Rate | 0.00 | 0.00 | 0.00 | 0.00 | 0.00 |
| 01 6968 270 002 | Site Coordinator Work Comp | 60.00 | 5.18 | 62.15 | 103.58 | (2.15) |
| 01 6968 270 004 | Site Coordinator Work Comp | 60.00 | 4.53 | 54.36 | 90.60 | 5.64 |
| 01 6968 270 006 | Site Coordinator Work Comp | 90.00 | 7.77 | 93.23 | 103.59 | (3.23) |
| 270 | WORKMEN'S COMP | 210.00 | 17.48 | 209.74 | 99.88 | 0.26 |
| 01 6968 271 002 | MS Teacher Work Comp | 90.00 | 7.77 | 93.23 | 103.59 | (3.23) |
| 01 6968 271 004 | NS Teacher Work Comp | 110.00 | 9.07 | 108.81 | 98.92 | 1.19 |
| 01 6968 271 006 | HW Teacher Work Comp | 90.00 | 7.12 | 85.44 | 94.93 | 4.56 |
| 271 | CERTIFIED WORKMEN'S COMP | 290.00 | 23.96 | 287.48 | 99.13 | 2.52 |
| 01 6968 272 002 | MS Para Work Comp | 40.00 | 3.24 | 38.87 | 97.18 | 1.13 |
| 01 6968 272 004 | NS Para Work Comp | 110.00 | 9.07 | 108.81 | 98.92 | 1.19 |
| 01 6968 272 006 | HW Para Work Comp | 90.00 | 7.12 | 85.44 | 94.93 | 4.56 |
| 272 | PARA WORKMEN'S COMP | 240.00 | 19.43 | 233.12 | 97.13 | 6.88 |
| 01 6968 276 002 | Director Work Comp | 25.00 | 6.74 | 80.85 | 323.40 | (55.85) |
| 01 6968 276 004 | Program Director Work Comp | 50.00 | 10.69 | 128.24 | 256.48 | (78.24) |
| 01 6968 276 006 | Director Work Comp | 50.00 | 9.40 | 112.74 | 225.48 | (62.74) |
| 276 | PROFESSIONAL WORK COMP | 125.00 | 26.83 | 321.83 | 257.46 | (196.83) |
| 01 6968 320 002 | MS Contracted Services | 0.00 | 0.00 | 0.00 | 0.00 | 0.00 |
| 01 6968 320 004 | NS Contracted Services | 0.00 | 0.00 | 0.00 | 0.00 | 0.00 |
| 01 6968 320 006 | HW Contracted Services | 0.00 | 0.00 | 0.00 | 0.00 | 0.00 |
| 320 | PROPERTY SERVICES | 0.00 | 0.00 | 0.00 | 0.00 | 0.00 |
| 01 6968 330 002 | MS Training & Development | 500.00 | 0.00 | 0.00 | 0.00 | 500.00 |
| 01 6968 330 004 | NS Training & Development | 500.00 | 0.00 | 800.00 | 320.00 | (300.00) |
| 01 6968 330 006 | HW Training & Development | 500.00 | 0.00 | 500.00 | 200.00 | 0.00 |
| 330 | TRAINING AND DEVELOPMENT | 1,500.00 | 0.00 | 1,300.00 | 173.33 | 200.00 |
| 01 6968 382 002 | MS Cell Phone | 0.00 | 0.00 | 0.00 | 0.00 | 0.00 |
| 01 6968 382 004 | NS Cell Phone | 800.00 | 0.00 | 386.88 | 48.36 | 413.12 |
| 01 6968 382 006 | HW Cell Phone | 0.00 | 0.00 | 0.00 | 0.00 | 0.00 |
| 382 | DISTANCE LEARNING | 800.00 | 0.00 | 386.88 | 48.36 | 413.12 |
| 01 6968 580 002 | MS Travel | 0.00 | 0.00 | 0.00 | 0.00 | 0.00 |
| 01 6968 580 004 | NS Travel | 300.00 | 0.00 | 0.00 | 0.00 | 300.00 |
| 01 6968 580 006 | HW Travel | 0.00 | 0.00 | 0.00 | 0.00 | 0.00 |
| 580 | TRAVEL AND LODGING | 300.00 | 0.00 | 0.00 | 0.00 | 300.00 |
| 01 6968 610 002 | Supplies-MS | 2,000.00 | 0.00 | 482.39 | 42.45 | 1,517.61 |
| 01 6968 610 004 | Supplies-NS | 3,000.00 | 1,406.86 | 2,775.64 | 134.92 | 224.36 |
| 01 6968 610 006 | Supplies- HW | 2,500.00 | 397.66 | 1,267.89 | 79.48 | 1,232.11 |
| 610 | SUPPLIES | 7,500.00 | 1,804.52 | 4,525.92 | 91.78 | 2,974.08 |
| 01 6968 643 002 | MS Web Based Software | 0.00 | 0.00 | 0.00 | 0.00 | 0.00 |

06/07/2022 07:21 AM

Regular; Processing Month 05/2022; Fund Number 01

User ID: WIECBREN

| Account Number | Account Description | Revised Budget | Expended During Month | Expenditures to Date | % of Budget | Balance at EOM |
|-----------------|---------------------------------|----------------|-----------------------|----------------------|-------------|----------------|
| 01 6968 643 004 | NS Web Based Software | 0.00 | 0.00 | 0.00 | 0.00 | 0.00 |
| 01 6968 643 006 | HW Web Based Software | 0.00 | 0.00 | 0.00 | 0.00 | 0.00 |
| 643 | WEB/CLOUD SOFTWARE | 0.00 | 0.00 | 0.00 | 0.00 | 0.00 |
| 01 6968 810 002 | Dues & Fees-MS | 0.00 | 0.00 | 0.00 | 0.00 | 0.00 |
| 01 6968 810 004 | Dues & Fees-NS | 0.00 | 0.00 | 0.00 | 0.00 | 0.00 |
| 01 6968 810 006 | Dues & Fees-HW | 0.00 | 0.00 | 0.00 | 0.00 | 0.00 |
| 810 | DUES AND FEES | 0.00 | 0.00 | 0.00 | 0.00 | 0.00 |
| 6968 | 21ST CENTURY AFTER SCHOOL GRANT | 187,745.00 | 18,318.16 | 141,419.43 | 77.27 | 46,325.57 |
| 6988 | Summer Clubs | | | | | |
| 01 6988 110 002 | MS Summer Site Coord. | 0.00 | 0.00 | 0.00 | 0.00 | 0.00 |
| 01 6988 110 004 | NS Summer Site Coord. | 0.00 | 0.00 | 0.00 | 0.00 | 0.00 |
| 01 6988 110 006 | HW Summer Site Coord. | 0.00 | 0.00 | 0.00 | 0.00 | 0.00 |
| 110 | REGULAR SALARIES | 0.00 | 0.00 | 0.00 | 0.00 | 0.00 |
| 01 6988 111 002 | MS Summer Teacher | 0.00 | 0.00 | 0.00 | 0.00 | 0.00 |
| 01 6988 111 004 | NS Summer Teacher | 0.00 | 0.00 | 0.00 | 0.00 | 0.00 |
| 01 6988 111 006 | HW Summer Teacher | 0.00 | 0.00 | 0.00 | 0.00 | 0.00 |
| 111 | CERTIFIED SALARIES | 0.00 | 0.00 | 0.00 | 0.00 | 0.00 |
| 01 6988 112 002 | MS Summer Para | 0.00 | 0.00 | 0.00 | 0.00 | 0.00 |
| 01 6988 112 004 | NS Summer Para | 0.00 | 0.00 | 0.00 | 0.00 | 0.00 |
| 01 6988 112 006 | HW Summer Para | 0.00 | 0.00 | 0.00 | 0.00 | 0.00 |
| 112 | PARA SALARIES | 0.00 | 0.00 | 0.00 | 0.00 | 0.00 |
| 01 6988 116 002 | MS Summer Director | 0.00 | 0.00 | 0.00 | 0.00 | 0.00 |
| 01 6988 116 004 | NS Summer Director | 0.00 | 0.00 | 0.00 | 0.00 | 0.00 |
| 01 6988 116 006 | HW Summer Director | 0.00 | 0.00 | 0.00 | 0.00 | 0.00 |
| 116 | PROFESSIONAL SALARY | 0.00 | 0.00 | 0.00 | 0.00 | 0.00 |
| 01 6988 216 002 | MS Summer Ins | 0.00 | 0.00 | 0.00 | 0.00 | 0.00 |
| 01 6988 216 004 | NS Summer Ins. | 0.00 | 0.00 | 0.00 | 0.00 | 0.00 |
| 01 6988 216 006 | HW Summer Ins | 0.00 | 0.00 | 0.00 | 0.00 | 0.00 |
| 216 | PROFESSIONAL GROUP INSURANCE | 0.00 | 0.00 | 0.00 | 0.00 | 0.00 |
| 01 6988 220 002 | MS Summer FICA/Med | 0.00 | 0.00 | 0.00 | 0.00 | 0.00 |
| 01 6988 220 004 | NS Summer FICA/Med | 0.00 | 0.00 | 0.00 | 0.00 | 0.00 |
| 01 6988 220 006 | HW Summer FICA/Med | 0.00 | 0.00 | 0.00 | 0.00 | 0.00 |
| 220 | FICA/MEDICARE | 0.00 | 0.00 | 0.00 | 0.00 | 0.00 |
| 01 6988 221 002 | MS Summer FICA/Med | 0.00 | 0.00 | 0.00 | 0.00 | 0.00 |
| 01 6988 221 004 | NS Summer FICA/Med | 0.00 | 0.00 | 0.00 | 0.00 | 0.00 |
| 01 6988 221 006 | HW Summer FICA/Med | 0.00 | 0.00 | 0.00 | 0.00 | 0.00 |
| 221 | CERTIFIED FICA/MEDICARE | 0.00 | 0.00 | 0.00 | 0.00 | 0.00 |
| 01 6988 222 002 | MS Summer FICA/Med | 0.00 | 0.00 | 0.00 | 0.00 | 0.00 |
| 01 6988 222 004 | NS Summer FICA/Med | 0.00 | 0.00 | 0.00 | 0.00 | 0.00 |
| 01 6988 222 006 | HW Summer FICA/Med | 0.00 | 0.00 | 0.00 | 0.00 | 0.00 |
| 222 | PARA FICA/MEDICARE | 0.00 | 0.00 | 0.00 | 0.00 | 0.00 |
| 01 6988 226 002 | MS Summer FICA/Med | 0.00 | 0.00 | 0.00 | 0.00 | 0.00 |
| 01 6988 226 004 | NS Summer FICA/Med | 0.00 | 0.00 | 0.00 | 0.00 | 0.00 |
| 01 6988 226 006 | HW Summer FICA/Med | 0.00 | 0.00 | 0.00 | 0.00 | 0.00 |
| 226 | PROFESSIONAL FICA/MEDICARE | 0.00 | 0.00 | 0.00 | 0.00 | 0.00 |
| 01 6988 230 002 | MS Summer Ret. | 0.00 | 0.00 | 0.00 | 0.00 | 0.00 |
| 01 6988 230 004 | NS Summer Ret. | 0.00 | 0.00 | 0.00 | 0.00 | 0.00 |
| 01 6988 230 006 | HW Summer Ret. | 0.00 | 0.00 | 0.00 | 0.00 | 0.00 |
| 230 | RETIREMENT | 0.00 | 0.00 | 0.00 | 0.00 | 0.00 |
| 01 6988 231 002 | MS Summer Ret. | 0.00 | 0.00 | 0.00 | 0.00 | 0.00 |
| 01 6988 231 004 | NS Summer Ret. | 0.00 | 0.00 | 0.00 | 0.00 | 0.00 |
| 01 6988 231 006 | HW Summer Ret. | 0.00 | 0.00 | 0.00 | 0.00 | 0.00 |
| 231 | CERTIFIED RETIREMENT | 0.00 | 0.00 | 0.00 | 0.00 | 0.00 |
| 01 6988 232 002 | MS Summer Ret. | 0.00 | 0.00 | 0.00 | 0.00 | 0.00 |
| 01 6988 232 004 | NS Summer Ret. | 0.00 | 0.00 | 0.00 | 0.00 | 0.00 |
| 01 6988 232 006 | HW Summer Ret. | 0.00 | 0.00 | 0.00 | 0.00 | 0.00 |
| 232 | PARA RETIREMENT | 0.00 | 0.00 | 0.00 | 0.00 | 0.00 |
| 01 6988 236 002 | MS Summer Ret. | 0.00 | 0.00 | 0.00 | 0.00 | 0.00 |

| Account Number | Account Description | Revised Budget | Expended During Month | Expenditures to Date | % of Budget | Balance at EOM |
|-----------------|----------------------------------|----------------|-----------------------|----------------------|-------------|----------------|
| 01 6988 236 004 | NS Summer Ret. | 0.00 | 0.00 | 0.00 | 0.00 | 0.00 |
| 01 6988 236 006 | HW Summer Ret. | 0.00 | 0.00 | 0.00 | 0.00 | 0.00 |
| 236 | PROFESSIONAL RETIREMENT | 0.00 | 0.00 | 0.00 | 0.00 | 0.00 |
| 01 6988 237 000 | Summer Inc. Ret Contribution | 0.00 | 0.00 | 0.00 | 0.00 | 0.00 |
| 237 | Increased Ret. Contribution Rate | 0.00 | 0.00 | 0.00 | 0.00 | 0.00 |
| 01 6988 610 002 | MS Summer Supplies | 0.00 | 0.00 | 0.00 | 0.00 | 0.00 |
| 01 6988 610 004 | NS Summer Supplies | 0.00 | 0.00 | 0.00 | 0.00 | 0.00 |
| 01 6988 610 006 | HW Summer Supplies | 0.00 | 0.00 | 0.00 | 0.00 | 0.00 |
| 610 | SUPPLIES | 0.00 | 0.00 | 0.00 | 0.00 | 0.00 |
| 01 6988 733 002 | MS Summer Equipment | 0.00 | 0.00 | 0.00 | 0.00 | 0.00 |
| 01 6988 733 004 | NS Summer Equipment | 0.00 | 0.00 | 0.00 | 0.00 | 0.00 |
| 01 6988 733 006 | HW Summer Equipment | 0.00 | 0.00 | 0.00 | 0.00 | 0.00 |
| 733 | FURNITURE AND FIXTURES | 0.00 | 0.00 | 0.00 | 0.00 | 0.00 |
| 6988 | Summer Clubs | 0.00 | 0.00 | 0.00 | 0.00 | 0.00 |
| 6990 | PBIS SUB GRANT | | | | | |
| 01 6990 111 002 | MS Salaries | 0.00 | 0.00 | 0.00 | 0.00 | 0.00 |
| 01 6990 111 004 | NS Salaries | 0.00 | 0.00 | 0.00 | 0.00 | 0.00 |
| 01 6990 111 006 | HW Salaries | 0.00 | 0.00 | 0.00 | 0.00 | 0.00 |
| 111 | CERTIFIED SALARIES | 0.00 | 0.00 | 0.00 | 0.00 | 0.00 |
| 01 6990 151 002 | PBIS Addtl Comp | 1,000.00 | 0.00 | 0.00 | 0.00 | 1,000.00 |
| 01 6990 151 004 | PBIS Addtl Comp | 1,000.00 | 0.00 | 0.00 | 0.00 | 1,000.00 |
| 01 6990 151 006 | PBIS Addtl Comp | 1,000.00 | 0.00 | 0.00 | 0.00 | 1,000.00 |
| 151 | CERTIFIED ADDT'L COMPENSATION | 3,000.00 | 0.00 | 0.00 | 0.00 | 3,000.00 |
| 01 6990 221 002 | MS Cert. FICA/Medicare | 0.00 | 0.00 | 0.00 | 0.00 | 0.00 |
| 01 6990 221 004 | NS Cert FICA/Medicare | 0.00 | 0.00 | 0.00 | 0.00 | 0.00 |
| 01 6990 221 006 | HW Cert. FICA/Medicare | 0.00 | 0.00 | 0.00 | 0.00 | 0.00 |
| 221 | CERTIFIED FICA/MEDICARE | 0.00 | 0.00 | 0.00 | 0.00 | 0.00 |
| 01 6990 231 002 | MS Retirement | 0.00 | 0.00 | 0.00 | 0.00 | 0.00 |
| 01 6990 231 004 | NS Retirement | 0.00 | 0.00 | 0.00 | 0.00 | 0.00 |
| 01 6990 231 006 | HW Retirement | 0.00 | 0.00 | 0.00 | 0.00 | 0.00 |
| 231 | CERTIFIED RETIREMENT | 0.00 | 0.00 | 0.00 | 0.00 | 0.00 |
| 01 6990 237 000 | Increased Ret. Contribution Rate | 0.00 | 0.00 | 0.00 | 0.00 | 0.00 |
| 237 | Increased Ret. Contribution Rate | 0.00 | 0.00 | 0.00 | 0.00 | 0.00 |
| 01 6990 330 002 | MS Training and Development | 0.00 | 0.00 | 0.00 | 0.00 | 0.00 |
| 01 6990 330 004 | NS Training and Development | 0.00 | 0.00 | 0.00 | 0.00 | 0.00 |
| 01 6990 330 006 | HW Training and Development | 0.00 | 0.00 | 0.00 | 0.00 | 0.00 |
| 330 | TRAINING AND DEVELOPMENT | 0.00 | 0.00 | 0.00 | 0.00 | 0.00 |
| 01 6990 580 002 | MS Travel Expense | 0.00 | 0.00 | 0.00 | 0.00 | 0.00 |
| 01 6990 580 004 | NS Travel Expense | 0.00 | 0.00 | 0.00 | 0.00 | 0.00 |
| 01 6990 580 006 | HW Travel Expense | 0.00 | 0.00 | 0.00 | 0.00 | 0.00 |
| 580 | TRAVEL AND LODGING | 0.00 | 0.00 | 0.00 | 0.00 | 0.00 |
| 01 6990 610 002 | MS Supplies | 0.00 | 0.00 | 0.00 | 0.00 | 0.00 |
| 01 6990 610 004 | NS Supplies | 0.00 | 0.00 | 0.00 | 0.00 | 0.00 |
| 01 6990 610 006 | HW Supplies | 0.00 | 0.00 | 0.00 | 0.00 | 0.00 |
| 610 | SUPPLIES | 0.00 | 0.00 | 0.00 | 0.00 | 0.00 |
| 6990 | PBIS SUB GRANT | 3,000.00 | 0.00 | 0.00 | 0.00 | 3,000.00 |
| 6996 | ESSERS Grant/CARES Funds | | | | | |
| 01 6996 110 000 | Salaries | 0.00 | 0.00 | 0.00 | 0.00 | 0.00 |
| 110 | REGULAR SALARIES | 0.00 | 0.00 | 0.00 | 0.00 | 0.00 |
| 01 6996 112 001 | Para Salaries | 0.00 | 0.00 | 0.00 | 0.00 | 0.00 |
| 01 6996 112 002 | Para Salaries | 0.00 | 0.00 | 0.00 | 0.00 | 0.00 |
| 01 6996 112 004 | Para Salaries | 0.00 | 0.00 | 0.00 | 0.00 | 0.00 |
| 01 6996 112 006 | Para Salaries | 0.00 | 0.00 | 0.00 | 0.00 | 0.00 |

06/07/2022 07:21 AM

Regular; Processing Month 05/2022; Fund Number 01

User ID: WIECBREN

| Account Number | Account Description | Revised Budget | Expended During Month | Expenditures to Date | % of Budget | Balance at EOM |
|---------------------|----------------------------------|----------------|-----------------------|----------------------|-------------|----------------|
| 112 | PARA SALARIES | 0.00 | 0.00 | 0.00 | 0.00 | 0.00 |
| 01 6996 210 000 | Group Insurance | 0.00 | 0.00 | 0.00 | 0.00 | 0.00 |
| 210 | GROUP INSURANCE | 0.00 | 0.00 | 0.00 | 0.00 | 0.00 |
| 01 6996 212 001 | Para Group Ins. | 0.00 | 0.00 | 0.00 | 0.00 | 0.00 |
| 01 6996 212 002 | Para Group Ins | 0.00 | 0.00 | 0.00 | 0.00 | 0.00 |
| 01 6996 212 004 | Para Group Ins | 0.00 | 0.00 | 0.00 | 0.00 | 0.00 |
| 01 6996 212 006 | Para Group Ins | 0.00 | 0.00 | 0.00 | 0.00 | 0.00 |
| 212 | PARA GROUP INSURANCE | 0.00 | 0.00 | 0.00 | 0.00 | 0.00 |
| 01 6996 220 000 | FICA/Medicare | 0.00 | 0.00 | 0.00 | 0.00 | 0.00 |
| 220 | FICA/MEDICARE | 0.00 | 0.00 | 0.00 | 0.00 | 0.00 |
| 01 6996 222 001 | Para FICA/Med | 0.00 | 0.00 | 0.00 | 0.00 | 0.00 |
| 01 6996 222 002 | Para FICA/Med | 0.00 | 0.00 | 0.00 | 0.00 | 0.00 |
| 01 6996 222 004 | Para FICA/Med | 0.00 | 0.00 | 0.00 | 0.00 | 0.00 |
| 01 6996 222 006 | Para FICA/Med | 0.00 | 0.00 | 0.00 | 0.00 | 0.00 |
| 222 | PARA FICA/MEDICARE | 0.00 | 0.00 | 0.00 | 0.00 | 0.00 |
| 01 6996 230 000 | Retirement | 0.00 | 0.00 | 0.00 | 0.00 | 0.00 |
| 230 | RETIREMENT | 0.00 | 0.00 | 0.00 | 0.00 | 0.00 |
| 01 6996 232 001 | Para Retirement | 0.00 | 0.00 | 0.00 | 0.00 | 0.00 |
| 01 6996 232 002 | Para Retirement | 0.00 | 0.00 | 0.00 | 0.00 | 0.00 |
| 01 6996 232 004 | Para Retirement | 0.00 | 0.00 | 0.00 | 0.00 | 0.00 |
| 01 6996 232 006 | Para Retirement | 0.00 | 0.00 | 0.00 | 0.00 | 0.00 |
| 232 | PARA RETIREMENT | 0.00 | 0.00 | 0.00 | 0.00 | 0.00 |
| 01 6996 237 000 | Inc Ret Contribution | 0.00 | 0.00 | 0.00 | 0.00 | 0.00 |
| 237 | Increased Ret. Contribution Rate | 0.00 | 0.00 | 0.00 | 0.00 | 0.00 |
| 01 6996 340 000 | Lourdes Professional Services | 0.00 | 0.00 | 0.00 | 0.00 | 0.00 |
| 340 | PROFESSIONAL SERVICES | 0.00 | 0.00 | 0.00 | 0.00 | 0.00 |
| 01 6996 610 000 | Covid 19 Supplies | 0.00 | 0.00 | 1,327.84 | 0.00 | (1,327.84) |
| 01 6996 610 000 001 | Lourdes Covid 19 Supplies | 0.00 | 0.00 | 7,531.44 | 0.00 | (7,531.44) |
| 610 | SUPPLIES | 0.00 | 0.00 | 8,859.28 | 0.00 | (8,859.28) |
| 01 6996 643 004 | NS Covid Software | 0.00 | 0.00 | 0.00 | 0.00 | 0.00 |
| 01 6996 643 006 | HW Covid Software | 0.00 | 0.00 | 0.00 | 0.00 | 0.00 |
| 643 | WEB/CLOUD SOFTWARE | 0.00 | 0.00 | 0.00 | 0.00 | 0.00 |
| 01 6996 734 000 | Computer Hardware | 0.00 | 0.00 | 0.00 | 0.00 | 0.00 |
| 734 | TECHNOLOGY HARDWARE | 0.00 | 0.00 | 0.00 | 0.00 | 0.00 |
| 6996 | ESSERS Grant/CARES Funds | 0.00 | 0.00 | 8,859.28 | 0.00 | (8,859.28) |
| 6997 | ESSERS II | | | | | |
| 01 6997 110 000 | ESSERS II Salaries | 0.00 | 0.00 | 0.00 | 0.00 | 0.00 |
| 110 | REGULAR SALARIES | 0.00 | 0.00 | 0.00 | 0.00 | 0.00 |
| 01 6997 111 001 | Esser II Salaries | 0.00 | 0.00 | 0.00 | 0.00 | 0.00 |
| 01 6997 111 002 | ESSER II Salaries | 0.00 | 0.00 | 0.00 | 0.00 | 0.00 |
| 01 6997 111 004 | ESSER II Salaries | 0.00 | 0.00 | 0.00 | 0.00 | 0.00 |
| 01 6997 111 006 | ESSER II Salaries | 0.00 | 0.00 | 0.00 | 0.00 | 0.00 |
| 111 | CERTIFIED SALARIES | 0.00 | 0.00 | 0.00 | 0.00 | 0.00 |
| 01 6997 112 001 | Para Salaries | 0.00 | 0.00 | 0.00 | 0.00 | 0.00 |
| 01 6997 112 002 | Para Salaries | 0.00 | 0.00 | 0.00 | 0.00 | 0.00 |
| 01 6997 112 004 | Para Salaries | 24,000.00 | 2,241.83 | 20,598.89 | 85.83 | 3,401.11 |
| 01 6997 112 006 | Para Salaries | 0.00 | 0.00 | 0.00 | 0.00 | 0.00 |
| 112 | PARA SALARIES | 24,000.00 | 2,241.83 | 20,598.89 | 85.83 | 3,401.11 |
| 01 6997 116 000 | ESSER II Salaries | 0.00 | 0.00 | 0.00 | 0.00 | 0.00 |
| 116 | PROFESSIONAL SALARY | 0.00 | 0.00 | 0.00 | 0.00 | 0.00 |
| 01 6997 122 001 | Covid Para Sub | 0.00 | 0.00 | 0.00 | 0.00 | 0.00 |
| 01 6997 122 002 | Covid Para Sub | 0.00 | 0.00 | 0.00 | 0.00 | 0.00 |
| 01 6997 122 004 | Covid Para Sub | 0.00 | 0.00 | 0.00 | 0.00 | 0.00 |
| 01 6997 122 006 | Covid Para Sub | 0.00 | 0.00 | 0.00 | 0.00 | 0.00 |
| 122 | PARA SUBSTITUTE SALARIES | 0.00 | 0.00 | 0.00 | 0.00 | 0.00 |
| 01 6997 123 001 | Covid Sub | 0.00 | 0.00 | 0.00 | 0.00 | 0.00 |

| Account Number | Account Description | Revised Budget | Expended During Month | Expenditures to Date | % of Budget | Balance at EOM |
|-----------------|------------------------------------|----------------|-----------------------|----------------------|-------------|----------------|
| 01 6997 123 002 | Covid Sub | 0.00 | 0.00 | 0.00 | 0.00 | 0.00 |
| 01 6997 123 004 | Covid Sub | 0.00 | 0.00 | 0.00 | 0.00 | 0.00 |
| 01 6997 123 006 | Covid Sub | 0.00 | 0.00 | 0.00 | 0.00 | 0.00 |
| 123 | CERTIFIED SUBSTITUTE SALARIES | 0.00 | 0.00 | 0.00 | 0.00 | 0.00 |
| 01 6997 212 001 | Group Insurance | 0.00 | 0.00 | 0.00 | 0.00 | 0.00 |
| 01 6997 212 002 | Group Insurance | 0.00 | 0.00 | 0.00 | 0.00 | 0.00 |
| 01 6997 212 004 | Group Insurance | 75.00 | 0.00 | 0.00 | 0.00 | 75.00 |
| 01 6997 212 006 | Group Insurance | 0.00 | 0.00 | 0.00 | 0.00 | 0.00 |
| 212 | PARA GROUP INSURANCE | 75.00 | 0.00 | 0.00 | 0.00 | 75.00 |
| 01 6997 220 000 | FICA/Medicare | 0.00 | 0.00 | 0.00 | 0.00 | 0.00 |
| 220 | FICA/MEDICARE | 0.00 | 0.00 | 0.00 | 0.00 | 0.00 |
| 01 6997 221 001 | FICA/Medicare | 0.00 | 0.00 | 0.00 | 0.00 | 0.00 |
| 01 6997 221 002 | FICA/Medicare | 0.00 | 0.00 | 0.00 | 0.00 | 0.00 |
| 01 6997 221 004 | FICA/Medicare | 0.00 | 0.00 | 0.00 | 0.00 | 0.00 |
| 01 6997 221 006 | FICA/Medicare | 0.00 | 0.00 | 0.00 | 0.00 | 0.00 |
| 221 | CERTIFIED FICA/MEDICARE | 0.00 | 0.00 | 0.00 | 0.00 | 0.00 |
| 01 6997 222 001 | Fica/Medicare | 0.00 | 0.00 | 0.00 | 0.00 | 0.00 |
| 01 6997 222 002 | FICA/Medicare | 0.00 | 0.00 | 0.00 | 0.00 | 0.00 |
| 01 6997 222 004 | FICA/Medicare | 1,800.00 | 171.50 | 1,575.82 | 87.55 | 224.18 |
| 01 6997 222 006 | FICA/Medicare | 0.00 | 0.00 | 0.00 | 0.00 | 0.00 |
| 222 | PARA FICA/MEDICARE | 1,800.00 | 171.50 | 1,575.82 | 87.55 | 224.18 |
| 01 6997 223 001 | FICA/Medicare | 0.00 | 0.00 | 0.00 | 0.00 | 0.00 |
| 01 6997 223 002 | FICA/Medicare | 0.00 | 0.00 | 0.00 | 0.00 | 0.00 |
| 01 6997 223 004 | FICA/Medicare | 0.00 | 0.00 | 0.00 | 0.00 | 0.00 |
| 01 6997 223 006 | FICA/Medicare | 0.00 | 0.00 | 0.00 | 0.00 | 0.00 |
| 223 | CERTIFIED SUBSTITUTE FICA/MEDICARE | 0.00 | 0.00 | 0.00 | 0.00 | 0.00 |
| 01 6997 226 000 | FICA/Medicare | 0.00 | 0.00 | 0.00 | 0.00 | 0.00 |
| 226 | PROFESSIONAL FICA/MEDICARE | 0.00 | 0.00 | 0.00 | 0.00 | 0.00 |
| 01 6997 230 000 | Retirement | 0.00 | 0.00 | 0.00 | 0.00 | 0.00 |
| 230 | RETIREMENT | 0.00 | 0.00 | 0.00 | 0.00 | 0.00 |
| 01 6997 231 001 | Retirement | 0.00 | 0.00 | 0.00 | 0.00 | 0.00 |
| 01 6997 231 002 | Retirement | 0.00 | 0.00 | 0.00 | 0.00 | 0.00 |
| 01 6997 231 004 | Retirement | 0.00 | 0.00 | 0.00 | 0.00 | 0.00 |
| 01 6997 231 006 | Retirement | 0.00 | 0.00 | 0.00 | 0.00 | 0.00 |
| 231 | CERTIFIED RETIREMENT | 0.00 | 0.00 | 0.00 | 0.00 | 0.00 |
| 01 6997 232 001 | Retirement | 0.00 | 0.00 | 0.00 | 0.00 | 0.00 |
| 01 6997 232 002 | Retirement | 0.00 | 0.00 | 0.00 | 0.00 | 0.00 |
| 01 6997 232 004 | Retirement | 2,400.00 | 221.44 | 2,034.70 | 84.78 | 365.30 |
| 01 6997 232 006 | Retirement | 0.00 | 0.00 | 0.00 | 0.00 | 0.00 |
| 232 | PARA RETIREMENT | 2,400.00 | 221.44 | 2,034.70 | 84.78 | 365.30 |
| 01 6997 236 000 | Retirement | 0.00 | 0.00 | 0.00 | 0.00 | 0.00 |
| 236 | PROFESSIONAL RETIREMENT | 0.00 | 0.00 | 0.00 | 0.00 | 0.00 |
| 01 6997 237 000 | Increased Ret. Contribution Rate | 0.00 | 0.00 | 0.00 | 0.00 | 0.00 |
| 237 | Increased Ret. Contribution Rate | 0.00 | 0.00 | 0.00 | 0.00 | 0.00 |
| 01 6997 610 000 | ESSERS II Supplies | 45,000.00 | 0.00 | 35,296.38 | 78.44 | 9,703.62 |
| 610 | SUPPLIES | 45,000.00 | 0.00 | 35,296.38 | 78.44 | 9,703.62 |
| 01 6997 643 000 | ESSERS II Software Sub | 275,500.00 | 4,462.85 | 27,754.81 | 14.49 | 247,745.19 |
| 643 | WEB/CLOUD SOFTWARE | 275,500.00 | 4,462.85 | 27,754.81 | 14.49 | 247,745.19 |
| 01 6997 650 000 | Other ESSERS II Tech Supplies | 0.00 | 0.00 | 0.00 | 0.00 | 0.00 |
| 650 | OTHER TECHNOLOGY SUPPLIES | 0.00 | 0.00 | 0.00 | 0.00 | 0.00 |
| 01 6997 734 000 | Computer Hardware | 424,606.00 | 0.00 | 57,562.68 | 28.92 | 367,043.32 |
| 734 | TECHNOLOGY HARDWARE | 424,606.00 | 0.00 | 57,562.68 | 28.92 | 367,043.32 |
| 01 6997 739 000 | Other Equipment | 0.00 | 0.00 | 109,064.65 | 0.00 | (109,064.65) |
| 739 | Other Equipment | 0.00 | 0.00 | 109,064.65 | 0.00 | (109,064.65) |
| 6997 | ESSERS II | 773,381.00 | 7,097.62 | 253,887.93 | 42.84 | 519,493.07 |

6998 ESSERS III

06/07/2022 07:21 AM

Regular; Processing Month 05/2022; Fund Number 01

User ID: WIECBREN

| Account Number | Account Description | Revised Budget | Expended During Month | Expenditures to Date | % of Budget | Balance at EOM |
|-----------------|-----------------------------------|----------------|-----------------------|----------------------|-------------|----------------|
| 01 6998 111 004 | Certified Salaries | 0.00 | 18,506.18 | 185,134.97 | 0.00 | (185,134.97) |
| 01 6998 111 006 | Certified Salaries | 0.00 | 4,665.23 | 46,652.30 | 0.00 | (46,652.30) |
| 111 | CERTIFIED SALARIES | 0.00 | 23,171.41 | 231,787.27 | 0.00 | (231,787.27) |
| 01 6998 112 006 | Summer School Para | 0.00 | 0.00 | 0.00 | 0.00 | 0.00 |
| 112 | PARA SALARIES | 0.00 | 0.00 | 0.00 | 0.00 | 0.00 |
| 01 6998 211 004 | Group Ins | 0.00 | 7,203.86 | 64,834.74 | 0.00 | (64,834.74) |
| 01 6998 211 006 | Group Ins | 0.00 | 1,921.49 | 17,293.41 | 0.00 | (17,293.41) |
| 211 | CERTIFIED GROUP INSURANCE | 0.00 | 9,125.35 | 82,128.15 | 0.00 | (82,128.15) |
| 01 6998 221 004 | FICA/Medicare | 0.00 | 1,387.45 | 13,964.96 | 0.00 | (13,964.96) |
| 01 6998 221 006 | FICA/Medicare | 0.00 | 352.77 | 3,540.11 | 0.00 | (3,540.11) |
| 221 | CERTIFIED FICA/MEDICARE | 0.00 | 1,740.22 | 17,505.07 | 0.00 | (17,505.07) |
| 01 6998 222 006 | S.S. Para FICA/Med | 0.00 | 0.00 | 0.00 | 0.00 | 0.00 |
| 222 | PARA FICA/MEDICARE | 0.00 | 0.00 | 0.00 | 0.00 | 0.00 |
| 01 6998 231 004 | Retirement | 0.00 | 1,828.01 | 18,233.97 | 0.00 | (18,233.97) |
| 01 6998 231 006 | Retirement | 0.00 | 460.83 | 4,600.00 | 0.00 | (4,600.00) |
| 231 | CERTIFIED RETIREMENT | 0.00 | 2,288.84 | 22,833.97 | 0.00 | (22,833.97) |
| 01 6998 232 006 | SS. Para Retirement | 0.00 | 0.00 | 0.00 | 0.00 | 0.00 |
| 232 | PARA RETIREMENT | 0.00 | 0.00 | 0.00 | 0.00 | 0.00 |
| 01 6998 340 000 | Prof Services | 0.00 | 0.00 | 0.00 | 0.00 | 0.00 |
| 340 | PROFESSIONAL SERVICES | 0.00 | 0.00 | 0.00 | 0.00 | 0.00 |
| 01 6998 420 000 | Professional Services | 0.00 | 0.00 | 3,000.00 | 0.00 | (3,000.00) |
| 420 | CLEANING SERVICES | 0.00 | 0.00 | 3,000.00 | 0.00 | (3,000.00) |
| 01 6998 643 000 | Software Subscriptions | 0.00 | 0.00 | 29,558.97 | 0.00 | (29,558.97) |
| 643 | WEB/CLOUD SOFTWARE | 0.00 | 0.00 | 29,558.97 | 0.00 | (29,558.97) |
| 01 6998 739 000 | HVAC Project | 0.00 | 250,000.00 | 350,000.00 | 0.00 | (350,000.00) |
| 739 | Other Equipment | 0.00 | 250,000.00 | 350,000.00 | 0.00 | (350,000.00) |
| 6998 | ESSERS III | 0.00 | 286,325.82 | 736,813.43 | 0.00 | (736,813.43) |
| 8000 | TRANSFERS | | | | | |
| 01 8000 912 000 | Transfer To School Nutrition Fund | 0.00 | 0.00 | 0.00 | 0.00 | 0.00 |
| 912 | TRANSFER SCHOOL NUTRITION FUND | 0.00 | 0.00 | 0.00 | 0.00 | 0.00 |
| 01 8000 913 000 | Transfer to Activity Fund | 0.00 | 0.00 | 0.00 | 0.00 | 0.00 |
| 913 | TRANSFER ACTIVITY FUND | 0.00 | 0.00 | 0.00 | 0.00 | 0.00 |
| 01 8000 914 000 | Transfer to Bond Fund | 0.00 | 0.00 | 0.00 | 0.00 | 0.00 |
| 914 | TRANSFER BOND FUND | 0.00 | 0.00 | 0.00 | 0.00 | 0.00 |
| 8000 | TRANSFERS | 0.00 | 0.00 | 0.00 | 0.00 | 0.00 |
| 9002 | INTERFUND BOND FUND | | | | | |
| 01 9002 001 000 | Interfund Tech/Coop Bond Fund | 0.00 | 0.00 | 0.00 | 0.00 | 0.00 |
| 001 | Interfund | 0.00 | 0.00 | 0.00 | 0.00 | 0.00 |
| 9002 | INTERFUND BOND FUND | 0.00 | 0.00 | 0.00 | 0.00 | 0.00 |
| 9003 | INTERFUND BUILDING FUND | | | | | |
| 01 9003 001 000 | Interfund Building Fund | 0.00 | 0.00 | 0.00 | 0.00 | 0.00 |
| 001 | Interfund | 0.00 | 0.00 | 0.00 | 0.00 | 0.00 |
| 9003 | INTERFUND BUILDING FUND | 0.00 | 0.00 | 0.00 | 0.00 | 0.00 |
| 9004 | INTERFUND QCPUF FUND | | | | | |
| 01 9004 001 000 | Interfund QCPUF Fund | 0.00 | 0.00 | 0.00 | 0.00 | 0.00 |
| 001 | Interfund | 0.00 | 0.00 | 0.00 | 0.00 | 0.00 |
| 9004 | INTERFUND QCPUF FUND | 0.00 | 0.00 | 0.00 | 0.00 | 0.00 |
| 01 | General Fund | 21,948,972.00 | 1,627,062.64 | 14,573,075.37 | 68.04 | 7,375,896.63 |

Expenditure Report by Function/Object

06/07/2022 07:21 AM

Regular; Processing Month 05/2022; Fund Number 01

User ID: WIECBREN

| Account Number | Account Description | Revised Budget | Expended During Month | Expenditures to Date | % of Budget | Balance at EOM |
|----------------|---------------------|-------------------|--------------------------|-------------------------|----------------|-------------------|
| Grand Total: | | 21,948,972.00 | 1,627,062.64 | 14,573,075.37 | 68.04 | 7,375,896.63 |

Financial Report Board Notes

June 2022

General Fund

Revenue-

21-22 Grant Status

3540-3,677.00

6408-45,341.00- 2 Months

IDEA –ARP-20,227.00

6997- 7,095.00

6998- 286,325.00

6968-15,374.00

6200-24,437.00

3590 Project AWARE-2 Months 16,948.49

All GMS is CURRENT except Project AWARE and IDEA

May 2021 3,393,518 : May 2022 4,134,038.92 **+740,520.92** State Aid was a day late into May. Should have been **+286,484.92.**

YTD +1,666,930.21

Same Story ESSERS II, ESSERS III, Property Taxes and State Aid are the main reason for the increase in Revenue

YTD GMS Reimbursements 2021 = 868,093.92

YTD GMS Reimbursements 2022 = 1,664,091.19

Expenses-

May 2021 3,066,299.87 : May 2022 1,627,062.64 **-1,439,237.23** from last year. Take the LOC payment out and the real comparison is **+195,762.77** YTD expenses are down **8,603.71.**

General Fund

Out of Normal Bills

Apptegy -District Website Annual Renewal

Depreciation Fund-Repay Fund for Cashflow

Facility Advocates- ESSERS III HVAC Project (Last payment for 2021-22) Will pay 350,000 in September 2022

Heartland Roofing-2 Payments (Lost invoice)

Johnson Controls-NS Fire Panel Repairs

NCECBVI-Last payment for 2022

Postmaster-Annual PO Box Fee

Zane Bloser-Handwriting Books and Online Access. Reimbursement through ESSERS II

Building Fund-Balance 87,363.99

Outstanding Expenses –NS Roof Repairs 10-15K.

Paid off CO Sped Note \$117,984.07 Current Loan Balance with Arbor Bank \$829,834.48

QCPUF Fund-Balance 230,698.59

December 2022 Payment 265,000.00

Cooperative Fund-Balance 97,317.32

Received Tax Revenue .71 + Interest

Depreciation Fund-Balance 414,524.42

General Fund Reimbursed 105,000.00

School Nutrition Fund-Balance 419,335.17

Student Lunch Refunds and HW Freezer/Cooler Purchase & Installation

Payroll Account –Balance 34,203.19

Section 125-Balance 31,802.03

Meyer Memorial Fund- Balance 230,227.77

HS HVAC and Water Heater Projects 25,000.00 -Budgeted 36,751.00 for HS

HW Summer Projects -Budgeted 18,000.00

MS Summer Projects -20K Left over from Snow Removal

Can move and allocate for MS

| CASH RECEIVED | 2-May | 9-May | 16-May | 23-May | 30-May |
|-------------------------|--------------|--------------|--------------|--------------|--------------|
| BEGINNING CASH BALANCE | 1,052,256.44 | 1,521,818.70 | 1,001,877.39 | 2,892,397.98 | 3,152,671.93 |
| COUNTY RECEIPTS | | | 3,022,099.49 | | |
| STATE AID | 454,036.00 | | | | 454,036.00 |
| SPED REIMBURSEMENT | | | | 182,641.00 | |
| SPED TRANSPORT | | | | 25,941.00 | |
| GMS REIMBURSEMENT | 23,242.00 | | | 55,374.00 | |
| MAAPS AND MISC RECEIPTS | | | | 2,165.20 | 19,919.43 |
| TOTAL CASH AVAILABLE | 1,529,534.44 | 1,521,818.70 | 4,023,976.88 | 3,158,519.18 | 3,626,627.36 |

| CASH DISBURSED | 2-May | 9-May | 16-May | 23-May | 30-May |
|----------------------|----------|------------|--------------|----------|--------|
| PAYROLL | | | 1,131,578.90 | | |
| ARBOR BANK | | | | | |
| NPERS/BCBS | | | | | |
| BOARD BILLS | | 218,832.38 | | (178.00) | |
| TIME SENSITIVE BILLS | 7,715.74 | 301,108.93 | | 6,025.25 | |
| LOC INTEREST | | | | | |
| TOTAL DISBURSEMENTS | 7,715.74 | 519,941.31 | 1,131,578.90 | 5,847.25 | - |

| CASH POSITION | 2-May | 9-May | 16-May | 23-May | 30-May |
|--------------------------|--------------|--------------|--------------|--------------|--------------|
| BALANCE BEFORE FINANCING | 1,521,818.70 | 1,001,877.39 | 2,892,397.98 | 3,152,671.93 | 3,626,627.36 |
| LOC (REPAYMENT) | | | | | 105,000.00 |
| LOC (PROCEEDS) | | | | | |
| INTERCOMPANY BORROWING | | | | | |
| CASH BALANCE | 1,521,818.70 | 1,001,877.39 | 2,892,397.98 | 3,152,671.93 | 3,521,627.36 |

LOC BALANCE 0.00

| CASH RECEIVED | | 1-Jun | 6-Jun | 13-Jun | 20-Jun | 27-Jun |
|--------------------------|--|--------------|--------------|--------------|--------------|--------------|
| BEGINNING CASH BALANCE | | 3,521,627.36 | 3,603,718.36 | 3,599,438.21 | 4,043,211.19 | 3,083,211.19 |
| COUNTY RECEIPTS | | | | 625,000.00 | | |
| STATE AID | | | | | | 454,036.00 |
| SPED REIMBURSEMENT | | | | | 165,000.00 | |
| SPED TRANSPORT | | | | | | |
| GMS REIMBURSEMENT | | 104,680.00 | | | | |
| MISC | | | | | | |
| TOTAL CASH AVAILABLE | | 3,626,307.36 | 3,603,718.36 | 4,224,438.21 | 4,208,211.19 | 3,537,247.19 |
| | | | | | | |
| CASH DISBURSED | | | | | | |
| PAYROLL | | | | | 1,100,000.00 | |
| ARBOR BANK | | | | | | |
| NPERS/BCBS | | | | | | |
| BOARD BILLS | | | | 181,227.02 | | |
| TIME SENSITIVE BILLS | | 22,589.00 | 4,280.15 | | 25,000.00 | |
| LOC INTEREST | | | | | | |
| TOTAL DISBURSEMENTS | | 22,589.00 | 4,280.15 | 181,227.02 | 1,125,000.00 | - |
| | | | | | | |
| CASH POSITION | | | | | | |
| BALANCE BEFORE FINANCING | | 3,603,718.36 | 3,599,438.21 | 4,043,211.19 | 3,083,211.19 | 3,537,247.19 |
| LOC (REPAYMENT) | | | | | | |
| LOC (PROCEEDS) | | | | | | |
| INTERCOMPANY BORROWING | | | | | | |
| CASH BALANCE | | 3,603,718.36 | 3,599,438.21 | 4,043,211.19 | 3,083,211.19 | 3,537,247.19 |

LOC BALANCE 0.00

| CASH RECEIVED | | 4-Jul | 11-Jul | 18-Jul | 25-Jul | |
|------------------------|--|--------------|--------------|--------------|--------------|--------------|
| BEGINNING CASH BALANCE | | 3,537,247.19 | 3,822,247.19 | 3,697,247.19 | 2,897,247.19 | 2,882,247.19 |
| COUNTY RECEIPTS | | | | 300,000.00 | | |
| STATE AID | | | | | | |
| SPED REIMBURSEMENT | | | | | | |
| SPED TRANSPORT | | | | | | |
| GMS REIMBURSEMENT | | 285,000.00 | | | | |
| MISC | | | | | | |
| TOTAL CASH AVAILABLE | | 3,822,247.19 | 3,822,247.19 | 3,997,247.19 | 2,897,247.19 | 2,882,247.19 |

| CASH DISBURSED | | | | | | |
|----------------------|--|---|------------|--------------|-----------|---|
| PAYROLL | | | | | | |
| ARBOR BANK | | | | 1,100,000.00 | | |
| NPERS/BCBS | | | | | | |
| BOARD BILLS | | | 125,000.00 | | | |
| TIME SENSITIVE BILLS | | | | | 15,000.00 | |
| LOC INTEREST | | | | | | |
| TOTAL DISBURSEMENTS | | - | 125,000.00 | 1,100,000.00 | 15,000.00 | - |

| CASH POSITION | | | | | | |
|--------------------------|--|--------------|--------------|--------------|--------------|--------------|
| BALANCE BEFORE FINANCING | | 3,822,247.19 | 3,697,247.19 | 2,897,247.19 | 2,882,247.19 | 2,882,247.19 |
| LOC (REPAYMENT) | | | | | | |
| LOC (PROCEEDS) | | | | | | |
| INTERCOMPANY BORROWING | | | | | | |
| CASH BALANCE | | 3,822,247.19 | 3,697,247.19 | 2,897,247.19 | 2,882,247.19 | 2,882,247.19 |

LOC BALANCE 0.00

Nebraska City Public Schools

Board Report - Bill Listing

May-22

| Vendor Name | Description | Check |
|---------------------------------|------------------------------------|-------------------|
| | | Total |
| Checking Account ID | 08 Fund Number | 08 Building Fund |
| ARBOR BANK | LOAN PAYMENT | 127,427.68 |
| SOUTHARD'S AUTOBODY REPAIR | VEHICLE REPAIRS | 2,651.03 |
| Fund Number | 08 | <u>130,078.71</u> |
| Checking Account ID | 08 | <u>130,078.71</u> |
| Checking Account ID | 1 Fund Number | 01 General Fund |
| AGTAC SERVICES, LLC | CUSTODIAL SERVICES | 26,922.00 |
| AKRS EQUIPMENT | MOWER REPAIRS | 332.01 |
| AMANDA KUHLENENGEL | STAFF MILEAGE | 79.68 |
| AMAZON.COM | MISC CHARGES | 993.48 |
| AMERICAN RECYCLING & SANITATION | TRASH REMOVAL | 1,952.08 |
| APPTEGY | DISTRICT WEBSITE | 8,350.00 |
| AVAYA | PHONE SERVICE CONTRACT | 360.84 |
| BOBCAT OF OMAHA | BOBCAT REPAIRS | 1,925.03 |
| BOHL PLUMBING | PLUMBING REPAIRS | 283.74 |
| BORDER STATES INDUSTRIES INC | LIGHT SWITCHES | 70.14 |
| CAPITAL BUSINESS SYSTEMS | COPIES | 266.54 |
| CAPITAL BUSINESS SYSTEMS | COPIER LEASE | 2,685.11 |
| CAPITAL ONE | MISC CHARGES | 1,293.58 |
| CARD SERVICES | MISC CHARGES | 2,399.47 |
| CARLA ZAROBAN | CO SUPPLIES | 27.00 |
| CHERRY ROAD MEDIA | ADVERTISING | 199.50 |
| CONCRETE INDUSTRIES, INC. | NS RETAINING WALL | 170.18 |
| DAKOTA TRUCK UNDERWRITERS | WC INSURANCE | 6,028.00 |
| DAS STATE ACCOUNTING | DISTANCE LEARNING | 259.49 |
| DEPRECIATION FUND | REPAY INTERCOMPANY LOAN | 105,000.00 |
| DOUGLAS TIRE | TIRE REPAIRS | 103.95 |
| ESU #4 | SRS SOFTWARE & CONTRACTED SERVICES | 5,363.95 |
| FACILITY ADVOCATES | HVAC ESSERS II PROJECT | 250,000.00 |

| | | |
|---------------------------------|---------------------------------|-----------|
| FIRST STUDENT INC | CONTRACT TRANSPORTATION | 29,221.24 |
| GOPHER SPORT | DODGEBALLS | 310.50 |
| GOVCONNECTION, INC. | CLUBS EQUIPMENT | 944.98 |
| GROWING WORDS THERAPY | CONTRACTED SERVICES | 770.13 |
| HEARTLAND ROOFING CONSULTANTS | SERVICE CONTRACT | 4,817.50 |
| Home Depot Pro | MS WEIGHT RM FLOORING | 1,380.07 |
| INDOFF INCORPORATED | CUSTODIAL SUPPLIES | 1,657.08 |
| JENNA HENRICHS | CONTRACTED SERVICES | 3,949.32 |
| JOHNSON CONTROLS FIRE | NS FIRE PANEL | 1,073.89 |
| JUDY GOERING | HW SUMMER CLUBS | 190.91 |
| JW PEPPER & SON, INC | MUSIC SUPPLIES | 1,370.83 |
| KSB SCHOOL LAW, PC, LLO | LEGAL SERVICES & POLICY UPDATES | 1,032.50 |
| LAKESHORE LEARNING MATERIALS | WRITING JOURNALS | 296.72 |
| LANDIS ENGINE | EQUIPMENT REPAIRS | 31.44 |
| LAWSON PRODUCTS INC. | CUSTODIAL SUPPLIES | 642.47 |
| LUNCHTIME SOLUTIONS, INC. | PRE K SNACKS | 438.03 |
| MADISON NATIONAL LIFE | MAY CLASSIFIED LTD | 479.54 |
| MATHESON TRI-GAS INC. | BOTTLE RENTAL | 186.76 |
| MENARDS SOUTH | DISTRICT SUPPLIES | 527.94 |
| MERCER'S DO IT BEST | MISC CHARGES | 155.53 |
| MICHAEL DAVIDSON | STAFF MILEAGE | 99.45 |
| MILLER MONROE FARRELL INSURANCE | INSURANCE | 12,676.00 |
| Mobile Defenders, LLC | TECHNOLOGY REPAIRS | 55.98 |
| MULLENAX AUTO SUPPLY | SUPPLIES | 146.30 |
| NASB | NAEP CONVENTION | 210.00 |
| NATIONWIDE | TREASURER BOND | 179.00 |
| NCECBVI | CONTRACTED SERVICES | 17,600.00 |
| NCPS FOUNDATION | MAY LEASE | 250.00 |
| NEBRASKA CITY UTILITIES | UTILITIES | 49,597.98 |
| NO LIMIT POWER, INC | FUEL GAUGE/FILTER | 192.64 |
| O'REILLY AUTO PARTS | VEHICLE REPAIRS | 681.13 |
| ONE SOURCE | BACKGROUND CHECKS | 309.00 |
| OTOE COUNTY TREASURER | 2013 VAN TITLE FEE | 10.00 |

| | | | |
|--------------------------------|----|-------------------------------|---------------------|
| PAPER TIGER SHREDDING, INC. | | SHREDDING SERVICE | 87.00 |
| PAYROLL ACCOUNT-NC PUBLIC SCH | | MAY 2022 PAYROLL | 1,131,578.90 |
| PLATTEVIEW HIGH SCHOOL | | CONTEST FEES | 345.00 |
| POSTMASTER | | PO BOX FEE | 1,570.00 |
| POWERSCHOOL GROUP LLC | | POWERSCHOOL SIS & TALENT ED | 18,418.38 |
| POWERTECH | | SMOKE DETECTORS | 302.59 |
| PRAIRIE MECHANICAL CORPORATION | | MS AND NS HVAC REPAIRS | 1,501.40 |
| PURCHASE POWER | | POSTAGE | 1,100.00 |
| RIVER VIEW PEST CONTROL, INC. | | PEST CONTROL | 600.00 |
| S AND R AUTO DETAILING | | 2013 VAN SEATS CLEANED | 115.00 |
| SAMANTHA COLLINS | | MILEAGE 21-22 | 283.14 |
| SCHOOL HEALTH CORP. | | NS COOP SUPPLIES | 189.96 |
| SOLIANT HEALTH, LLC | | CONTRACTED SERVICES | 3,570.00 |
| STAPLES BUSINESS ADVANTAGE | | PAPER | 7,677.60 |
| TAMARA CHASE | | MILEAGE | 115.42 |
| TANYA LEE | | CONTRACTED SERVICES | 245.00 |
| TEACHER INNOVATIONS, INC. | | STAFF PLANBOOK | 1,440.00 |
| THYSSENKRUPP ELEVATOR CORP | | ELEVATOR SERVICE | 1,753.20 |
| TIME MANAGEMENT SYSTEMS INC | | TIME CLOCK | 329.00 |
| TRACTOR SUPPLY CREDIT PLAN | | GROUNDS MAINT. | 69.97 |
| UNITE PRIVATE NETWORKS | | INTERNET | 648.84 |
| VERIZON WIRELESS | | CELL PHONE | 922.51 |
| VOSS LIGHTING | | MS BOILER RM BULBS | 61.70 |
| VOYAGER FLEET SYSTEMS | | FUEL CHARGES | 6,521.66 |
| WESTLAKE ACE HARDWARE | | FAN | 48.01 |
| WEX BANK | | FUEL CHARGES | 1,194.08 |
| WINDSTREAM | | PHONE | 2,512.00 |
| ZANER BLOSER, INC. | | HW BOOKS/ONLINE ACCESS | 2,904.85 |
| Fund Number | 01 | | <u>1,732,655.84</u> |
| Checking Account ID | 1 | | <u>1,732,655.84</u> |
| Checking Account ID | 2 | Fund Number | 01 General Fund |
| BLUE CROSS BLUE SHIELD | | MAY HEALTH & DENTAL INSURANCE | 205,187.92 |
| MADISON NATIONAL LIFE | | MAY 2022 LIFE INS | 1,677.07 |

| | | | |
|-----------------------------|----|---------------------------|----------------------------|
| VSP, INC | | MAY 2022 VISION INSURANCE | 1,619.24 |
| Fund Number | 01 | | <u>208,484.23</u> |
| Checking Account ID | 2 | | <u>208,484.23</u> |
| Checking Account ID | 6 | Fund Number | <u>06 School Nutrition</u> |
| AMY NELSON | | LUNCH REFUND | 26.85 |
| ASHLEIGH JOHNSON | | LUNCH REFUND | 78.50 |
| BOB'S WELDING SHOP | | HW FREEZER INSTALL | 1,238.14 |
| CARMEN SCHREITER | | LUNCH REFUND | 21.95 |
| CRAIG TAYLOR | | LUNCH REFUND | 147.25 |
| JOHN BREAZILE | | LUNCH REFUND | 48.05 |
| JOSHUA FRIX | | LUNCH REFUND | 308.44 |
| KIM KREIFELS | | LUNCH REFUND | 69.25 |
| LINDSAY COOK | | LUNCH REFUND | 10.35 |
| LUNCHTIME SOLUTIONS, INC. | | APRIL FOOD SERVICE | 86,836.02 |
| MENARDS SOUTH | | HW FREEZER INSTALL | 405.94 |
| RACHEL SCHALK | | LUNCH REFUND | 9.65 |
| RESTAURANT DESIGN EQUIPMENT | | HW COOLER/FREEZER | 32,802.84 |
| SCOTT HOBBIE | | LUNCH REFUND | 16.25 |
| TERRENCE TODD | | LUNCH REFUND | 4.50 |
| THERESA BROWN | | LUNCH REFUND | 11.75 |
| Fund Number | 06 | | <u>122,035.73</u> |
| Checking Account ID | 6 | | <u>122,035.73</u> |

Cashflow Comparison

| | | | | | | | | | | | | | | |
|------------|---------------------|---------------------|---------------------|---------------------|---------------------|---------------------|---------------------|---------------------|---------------------|---------------------|---------------------|---------------------|---------------|-------------------------|
| 2021-22 | Aug-22 | Jul-22 | Jun-22 | May-22 | Apr-22 | Mar-22 | Feb-22 | Jan-22 | Dec-21 | Nov-21 | Oct-21 | Sep-21 | Net Cash Flow | Currently Owe |
| Revenue | 375,000.00 | 375,000.00 | 1,348,716.00 | 4,239,632.12 | 1,467,304.29 | 1,125,274.68 | 2,085,363.68 | 2,214,021.91 | 963,686.89 | 738,736.05 | 905,418.13 | 3,465,538.96 | | TANS (2,275,000) |
| Expenses | <u>1,755,000.00</u> | <u>1,335,000.00</u> | <u>1,275,000.00</u> | <u>1,665,083.20</u> | <u>1,724,586.08</u> | <u>1,418,819.32</u> | <u>1,684,066.84</u> | <u>1,503,638.38</u> | <u>1,387,733.24</u> | <u>1,384,365.01</u> | <u>1,339,679.36</u> | <u>2,340,866.13</u> | | LOC 0.00 |
| Difference | (1,380,000.00) | (960,000.00) | 73,716.00 | 2,574,548.92 | (257,281.79) | (293,544.64) | 401,296.84 | 710,383.53 | (424,046.35) | (645,628.96) | (434,261.23) | 1,124,672.83 | 489,855.15 | |
| 2020-21 | Aug-21 | July | June | May | April | March | February | January | December | November | October | 1-Sep | Net Cash Flow | Currently Owe |
| Revenue | 557,541.05 | 506,947.77 | 1,645,998.95 | 3,700,172.71 | 1,856,671.79 | 964,792.71 | 1,548,654.87 | 1,814,551.67 | 1,077,171.89 | 605,780.09 | 1,098,408.47 | 2,913,402.67 | | TANS (2,275,000.00) |
| Expenses | <u>1,706,258.37</u> | <u>1,437,396.96</u> | <u>1,421,668.24</u> | <u>1,399,571.87</u> | <u>1,398,713.63</u> | <u>1,456,312.45</u> | <u>1,385,885.18</u> | <u>1,454,965.17</u> | <u>1,453,925.88</u> | <u>1,381,546.09</u> | <u>1,438,408.34</u> | <u>1,571,233.88</u> | | LOC 950,000.00 |
| Difference | (1,148,717.32) | (930,449.19) | 224,330.71 | 2,300,600.84 | 457,958.16 | (491,519.74) | 162,769.69 | 359,586.50 | (376,753.99) | (775,766.00) | (339,999.87) | 1,342,168.79 | 784,208.58 | (165,791.42) |
| 2019-2020 | Aug-20 | July | June | May | April | March | February | January | December | November | October | 19-Sep | Net Cash Flow | Currently Owe |
| Revenue | 375,914.25 | 310,997.33 | 1,540,460.79 | 3,809,124.53 | 1,547,561.49 | 1,294,547.60 | 1,394,877.27 | 1,846,946.16 | 891,118.13 | 657,153.47 | 1,010,939.59 | 3,089,955.24 | | TANS+1,625,000.00 |
| Expenses | <u>1,329,226.94</u> | <u>1,365,949.39</u> | <u>1,370,975.92</u> | <u>1,457,615.26</u> | <u>1,415,319.69</u> | <u>1,497,423.77</u> | <u>1,379,391.85</u> | <u>1,567,716.03</u> | <u>1,455,957.70</u> | <u>1,405,196.28</u> | <u>1,484,813.78</u> | <u>1,496,842.40</u> | | (1,081,833.16) |
| Difference | (953,312.69) | (1,054,952.06) | 169,484.87 | 2,351,509.27 | 132,241.80 | (202,876.17) | 15,485.42 | 279,230.13 | (564,839.57) | (748,042.81) | (473,874.19) | 1,593,112.84 | 543,166.84 | |
| 2018-2019 | Aug-19 | Jul-19 | Jun-19 | May-19 | Apr-19 | Mar-19 | Feb-19 | Jan-19 | Dec-18 | Nov-18 | Oct-18 | Sep-18 | Net Cash Flow | Owed at the End of Year |
| Revenue | 631,514.03 | 394,380.50 | 1,127,560.20 | 4,182,244.83 | 1,193,245.43 | 1,081,633.22 | 1,180,067.07 | 1,931,248.17 | 796,585.33 | 486,091.53 | 958,949.54 | 2,940,974.56 | | 2,100,000.00 Plus TANS |
| Expense | <u>1,339,411.34</u> | <u>1,381,473.92</u> | <u>1,418,766.09</u> | <u>1,467,815.50</u> | <u>1,471,594.28</u> | <u>1,432,300.66</u> | <u>1,343,650.56</u> | <u>1,516,974.08</u> | <u>1,407,901.97</u> | <u>1,434,806.31</u> | <u>1,575,159.56</u> | <u>1,870,403.57</u> | | (2,855,763.43) |
| Difference | (707,897.31) | (987,093.42) | (291,205.89) | 2,714,429.33 | (278,348.85) | (350,667.44) | (163,583.49) | 414,274.09 | (611,316.64) | (948,714.78) | (616,210.02) | 1,070,570.99 | (755,763.43) | |
| 2017-2018 | Aug | July | June | May | April | March | February | January | December | November | October | September | Net Cash Flow | Owed 1,245,000.00 |
| Revenue | 461,360.32 | 425,429.69 | 1,290,319.91 | 4,357,161.16 | 802,857.11 | 1,069,584.89 | 1,248,910.51 | 2,029,920.25 | 958,332.67 | 544,063.50 | 889,040.15 | 2,989,772.82 | | at the End of the Year |
| Expense | <u>1,396,919.44</u> | <u>1,469,449.13</u> | <u>1,339,474.11</u> | <u>1,375,159.39</u> | <u>1,416,018.99</u> | <u>1,447,484.77</u> | <u>1,338,184.03</u> | <u>1,552,855.07</u> | <u>1,379,784.41</u> | <u>1,390,742.78</u> | <u>1,442,424.64</u> | <u>1,491,860.07</u> | | Plus TANS |
| Difference | (935,559.12) | (1,044,019.44) | (49,154.20) | 2,982,001.77 | (613,161.88) | (377,899.88) | (89,273.52) | 477,065.18 | (421,451.74) | (846,679.28) | (553,384.49) | 1,497,912.75 | 26,396.15 | (1,271,396.15) |
| 2016-2017 | Aug | July | June | May | April | March | February | January | December | November | October | September | Net Cash Flow | Owed 1,750,000.00 |
| Revenue | 567,683.19 | 265,217.32 | 1,363,753.56 | 3,721,191.90 | 1,196,446.63 | 1,144,862.85 | 1,258,666.81 | 1,769,468.98 | 899,586.80 | 500,900.01 | 950,605.68 | 2,932,553.21 | | at the End of the Year |
| Expense | <u>1,257,478.17</u> | <u>1,390,743.87</u> | <u>1,356,791.22</u> | <u>1,393,448.15</u> | <u>1,356,115.46</u> | <u>1,442,892.93</u> | <u>1,336,801.40</u> | <u>1,443,277.65</u> | <u>1,404,520.10</u> | <u>1,401,258.73</u> | <u>1,406,625.51</u> | <u>1,603,999.97</u> | | Plus TANS |
| Difference | (689,794.98) | (1,125,526.55) | 6,962.34 | 2,327,743.75 | (159,668.83) | (298,030.08) | (78,134.59) | 326,191.33 | (504,933.30) | (900,358.72) | (456,019.83) | 1,328,553.24 | (223,016.22) | (1,973,016.22) |
| 2015-2016 | Aug | July | June | May | April | March | February | January | December | November | October | September | Net Cash Flow | Owed 560,000.00 |
| Revenue | 355,769.17 | 192,089.32 | 1,536,401.69 | 3,768,087.37 | 1,183,737.17 | 1,181,222.37 | 861,832.20 | 2,063,281.41 | 1,180,002.90 | 171,584.09 | 1,453,381.59 | 2,404,802.08 | | at the End of the Year |
| Expense | <u>1,499,333.67</u> | <u>1,249,775.45</u> | <u>1,404,982.83</u> | <u>1,291,096.43</u> | <u>1,321,815.31</u> | <u>1,366,388.22</u> | <u>1,311,700.06</u> | <u>1,358,342.45</u> | <u>1,337,794.64</u> | <u>1,276,706.20</u> | <u>1,399,902.45</u> | <u>1,512,898.29</u> | | Plus TANS |
| Difference | (1,143,564.50) | (1,057,686.13) | 131,418.86 | 2,476,990.94 | (138,078.14) | (185,165.85) | (449,867.86) | 704,938.96 | (157,791.74) | (1,105,122.11) | 53,479.14 | 891,903.79 | 21,455.36 | (538,544.64) |
| 2014-2015 | Aug | July | June | May | April | March | February | January | December | November | October | September | Net Cash Flow | |
| Revenue | 540,021.60 | 1,396,645.59 | 3,500,140.10 | 1,313,755.42 | 977,204.99 | 1,120,150.88 | 1,892,038.81 | 631,634.31 | 518,047.71 | 1,175,852.86 | 2,589,943.78 | | | |
| Expense | <u>1,414,867.69</u> | <u>1,248,935.46</u> | <u>1,261,451.83</u> | <u>1,293,103.13</u> | <u>1,240,711.24</u> | <u>1,269,028.65</u> | <u>1,201,158.20</u> | <u>1,292,066.55</u> | <u>1,228,712.68</u> | <u>1,252,875.88</u> | <u>1,350,547.51</u> | <u>1,518,218.72</u> | | |
| Difference | (874,846.09) | 147,710.13 | 2,238,688.27 | 20,652.29 | (263,506.25) | (148,877.77) | 690,880.61 | (660,432.24) | (710,664.97) | (77,023.02) | 1,239,396.27 | (1,518,218.72) | 83,758.51 | |
| 2013-2014 | Aug | July | June | May | April | March | February | January | December | November | October | September | Net Cash Flow | |
| Revenue | 818,016.13 | 1,159,383.85 | 3,321,485.48 | 1,190,215.49 | 879,676.25 | 1,162,536.72 | 1,631,843.14 | 728,969.48 | 522,265.96 | 938,935.29 | 2,770,495.73 | | | |
| Expense | <u>1,259,534.77</u> | <u>1,288,441.58</u> | <u>1,269,065.74</u> | <u>1,258,696.94</u> | <u>1,308,497.15</u> | <u>1,242,189.42</u> | <u>1,133,986.83</u> | <u>1,260,428.94</u> | <u>1,212,999.38</u> | <u>1,207,713.18</u> | <u>1,768,965.86</u> | <u>991,425.06</u> | | |
| Difference | (441,518.64) | (129,057.73) | 2,052,419.74 | (68,481.45) | (428,820.90) | (79,652.70) | 497,856.31 | (531,459.46) | (690,733.42) | (268,777.89) | 1,001,529.87 | (991,425.06) | (78,121.33) | |
| 2012-2013 | Aug | July | June | May | April | March | February | January | December | November | October | September | Net Cash Flow | |
| Revenue | 441,160.44 | 1,408,330.30 | 3,199,337.74 | 1,023,880.33 | 841,695.79 | 1,208,669.51 | 1,535,253.86 | 764,810.66 | 471,396.72 | 680,312.41 | 2,570,215.99 | | | |

| | | | | | | | | | | | | | |
|------------|---------------------|---------------------|---------------------|---------------------|---------------------|---------------------|---------------------|---------------------|---------------------|---------------------|---------------------|-------------------|--------------|
| Expense | <u>1,429,716.45</u> | <u>1,112,348.08</u> | <u>1,270,530.89</u> | <u>1,194,751.26</u> | <u>1,162,838.86</u> | <u>1,238,417.55</u> | <u>1,150,924.10</u> | <u>1,241,545.19</u> | <u>1,164,578.65</u> | <u>1,417,107.74</u> | <u>1,478,051.62</u> | <u>983,055.31</u> | |
| Difference | (988,556.01) | 295,982.22 | 1,928,806.85 | (170,870.93) | (321,143.07) | (29,748.04) | 384,329.76 | (476,734.53) | (693,181.93) | (736,795.33) | 1,092,164.37 | (983,055.31) | (698,801.95) |

| 2011-2012 | Aug | July | June | May | April | March | February | January | December | November | October | September |
|------------|--------------|--------------|--------------|--------------|--------------|--------------|--------------|--------------|--------------|--------------|----------------|---------------------------|
| Revenue | 540,024.98 | 1,400,652.60 | 2,853,641.44 | 1,194,376.89 | 908,366.01 | 1,036,149.90 | 1,358,496.89 | 708,023.52 | 563,960.03 | 753,457.38 | | 2,733,776.38 |
| Expense | 1,235,363.24 | 1,059,504.76 | 1,314,344.23 | 1,201,665.36 | 1,212,997.55 | 1,152,433.96 | 1,160,906.94 | 1,294,372.47 | 1,357,452.28 | 1,383,253.35 | 1,031,537.32 | 1,442,276.33 |
| Difference | (695,338.26) | 341,147.84 | 1,539,297.21 | (7,288.47) | (304,631.54) | (116,284.06) | 197,589.95 | (586,348.95) | (793,492.25) | (629,795.97) | (1,031,537.32) | 1,291,500.05 (795,181.77) |

| 2010-2011 | Aug | July | June | May | April | March | February | January | December | November | October | September |
|------------|--------------|--------------|--------------|--------------|--------------|--------------|--------------|--------------|--------------|--------------|--------------|---------------------------|
| Revenue | 700,378.71 | 1,836,764.47 | 2,928,890.50 | 1,024,465.55 | 596,979.80 | 966,591.03 | 1,307,771.67 | 515,643.86 | 719,273.15 | 1,052,289.84 | 2,045,572.69 | |
| Expense | 1,322,954.09 | 1,026,690.38 | 1,212,893.17 | 1,146,222.71 | 1,175,493.77 | 1,117,204.63 | 1,139,663.86 | 1,139,663.25 | 1,339,937.19 | 1,273,997.28 | 1,382,402.96 | 960,745.66 |
| Difference | (622,575.38) | 810,074.09 | 1,715,997.33 | (121,757.16) | (578,513.97) | (150,613.60) | 168,107.81 | (624,019.39) | (620,664.04) | (221,707.44) | 663,169.73 | (960,745.66) (543,247.68) |

| 2009-2010 | Aug | July | June | May | April | March | February | January | December | November | October | September |
|------------|--------------|--------------|--------------|--------------|--------------|--------------|--------------|--------------|--------------|--------------|--------------|---------------------------|
| Revenue | 505,625.98 | 1,381,027.35 | 2,830,592.74 | 1,000,552.96 | 995,947.41 | 1,129,532.66 | 1,469,453.38 | 656,028.27 | 779,406.28 | 732,889.44 | 2,209,266.35 | |
| Expense | 1,232,962.28 | 1,186,074.79 | 1,173,014.22 | 1,107,785.62 | 1,222,047.47 | 1,184,774.21 | 1,104,282.55 | 1,142,433.92 | 1,162,230.45 | 1,282,670.76 | 1,433,856.83 | 949,256.52 |
| Difference | (727,336.30) | 194,952.56 | 1,657,578.52 | (107,232.66) | (226,100.06) | (55,241.55) | 365,170.83 | (486,405.65) | (382,824.17) | (549,781.32) | 775,409.52 | (949,256.52) (491,066.80) |

| 2008-2009 | Aug | July | June | May | April | March | February | January | December | November | October | September |
|------------|----------------|--------------|--------------|--------------|--------------|--------------|--------------|--------------|--------------|--------------|--------------|-----------------------------|
| Revenue | 404,389.50 | 976,959.34 | 2,942,261.73 | 920,909.85 | 879,195.29 | 1,060,761.17 | 1,162,915.74 | 558,496.23 | 583,413.03 | 678,684.86 | 2,123,968.75 | |
| Expense | 1,444,403.40 | 1,007,233.92 | 1,046,250.51 | 1,084,445.08 | 1,053,705.42 | 1,059,535.81 | 1,036,804.76 | 1,056,795.92 | 1,087,796.49 | 1,096,761.15 | 1,512,855.61 | 863,422.63 |
| Difference | (1,040,013.90) | (30,274.58) | 1,896,011.22 | (163,535.23) | (174,510.13) | 1,225.36 | 126,110.98 | (498,299.69) | (504,383.46) | (418,076.29) | 611,113.14 | (863,422.63) (1,058,055.21) |

| 2007-2008 | Aug | July | June | May | April | March | February | January | December | November | October | September |
|------------|--------------|--------------|--------------|--------------|------------|--------------|-------------|--------------|--------------|--------------|--------------|-------------------------|
| Revenue | 384,080.08 | 173,226.80 | 1,134,756.24 | 2,601,588.53 | 989,481.99 | 861,419.13 | 941,004.36 | 1,194,853.82 | 587,585.31 | 664,705.70 | 723,118.46 | 2,092,477.90 |
| Expense | 1,122,120.34 | 935,041.85 | 1,016,628.30 | 1,048,318.09 | 998,830.19 | 1,045,648.39 | 982,819.44 | 1,006,729.23 | 1,012,990.91 | 999,386.59 | 1,105,976.91 | 1,322,932.57 |
| Difference | (738,040.26) | (761,815.05) | 118,127.94 | 1,553,270.44 | (9,348.20) | (184,229.26) | (41,815.08) | 188,124.59 | (425,405.60) | (334,680.89) | (382,858.45) | 769,545.33 (249,124.49) |


| 2006-2007 | Aug | July | June | May | April | March | February | January | December | November | October | September |
|------------|--------------|--------------|------------|--------------|------------|--------------|--------------|--------------|--------------|--------------|--------------|------------------------|
| Revenue | 347,274.71 | 197,010.20 | 961,723.47 | 2,609,175.51 | 957,046.63 | 746,226.22 | 1,039,562.76 | 1,029,424.41 | 636,615.78 | 532,455.31 | 745,099.56 | 2,051,338.31 |
| Expense | 1,140,184.06 | 953,620.82 | 904,181.95 | 1,088,486.49 | 895,358.19 | 937,017.47 | 980,534.66 | 898,746.03 | 993,807.40 | 935,403.97 | 920,873.19 | 1,258,490.40 |
| Difference | (792,909.35) | (756,610.62) | 57,541.52 | 1,520,689.02 | 61,688.44 | (190,791.25) | 59,028.10 | 130,678.38 | (357,191.62) | (402,948.66) | (175,773.63) | 792,847.91 (53,751.76) |

| 2005-2006 | Aug | July | June | May | April | March | February | January | December | November | October | September |
|------------|--------------|--------------|--------------|--------------|------------|--------------|-------------|--------------|--------------|--------------|------------|-----------------------|
| Revenue | 464,808.09 | 189,772.74 | 1,463,261.28 | 1,913,951.17 | 948,947.34 | 729,583.94 | 904,339.36 | 1,160,166.49 | 611,294.25 | 565,392.86 | 916,575.05 | 1,784,022.04 |
| Expense | 1,186,024.77 | 856,976.43 | 867,955.60 | 938,694.97 | 855,559.10 | 898,883.13 | 915,610.33 | 852,796.57 | 950,719.86 | 861,247.92 | 922,830.40 | 1,236,768.37 |
| Difference | (721,216.68) | (667,203.69) | 595,305.68 | 975,256.20 | 93,388.24 | (169,299.19) | (11,270.97) | 307,369.92 | (339,425.61) | (295,855.06) | (6,255.35) | 547,253.67 308,047.16 |

| 2004-2005 | Aug | July | June | May | April | March | February | January | December | November | October | September | |
|------------|---------------------|-------------------|-------------------|-------------------|-------------------|-------------------|-------------------|-------------------|-------------------|-------------------|-------------------|---------------------|------------|
| Revenue | 403,786.69 | 145,901.71 | 1,269,208.44 | 2,042,176.72 | 828,376.51 | 697,015.97 | 791,032.59 | 1,279,781.66 | 500,430.06 | 400,970.75 | 553,792.20 | 1,907,242.37 | |
| Expense | <u>1,003,593.86</u> | <u>719,966.88</u> | <u>818,247.61</u> | <u>885,539.87</u> | <u>850,889.89</u> | <u>899,730.70</u> | <u>839,720.07</u> | <u>854,955.60</u> | <u>868,600.21</u> | <u>860,401.39</u> | <u>814,063.96</u> | <u>1,083,991.42</u> | |
| Difference | (599,807.17) | (574,065.17) | 450,960.83 | 1,156,636.85 | (22,513.38) | (202,714.73) | (48,687.48) | 424,826.06 | (368,170.15) | (459,430.64) | (260,271.76) | 823,250.95 | 320,014.21 |

| 2003-2004 | Aug | July | June | May | April | March | February | January | December | November | October | September | |
|------------|------------------|-------------------|-------------------|-------------------|-------------------|-------------------|-------------------|-------------------|-------------------|-------------------|-------------------|---------------------|--------------|
| Revenue | 191,142.77 | 249,586.71 | 970,509.64 | 1,907,549.91 | 654,255.45 | 551,712.07 | 697,095.79 | 975,216.60 | 461,101.83 | 400,738.94 | 740,387.81 | 1,504,382.14 | |
| Expense | <u>83,389.20</u> | <u>728,124.62</u> | <u>776,090.56</u> | <u>868,240.81</u> | <u>786,358.63</u> | <u>865,966.49</u> | <u>774,701.85</u> | <u>782,263.89</u> | <u>823,756.79</u> | <u>805,694.39</u> | <u>855,198.24</u> | <u>1,660,184.99</u> | |
| Difference | 107,753.57 | (478,537.91) | 194,419.08 | 1,039,309.10 | (132,103.18) | (314,254.42) | (77,606.06) | 192,952.71 | (362,654.96) | (404,955.45) | (114,810.43) | (155,802.85) | (506,290.80) |

| 2002-2003 | Aug | July | June | May | April | March | February | January | December | November | October | September | |
|------------|-------------------|-------------------|-------------------|-------------------|-------------------|-------------------|-------------------|-------------------|-------------------|-------------------|-------------------|---------------------|--------------|
| Revenue | 264,813.65 | 156,109.70 | 1,084,946.32 | 2,066,768.28 | 706,765.47 | 565,251.76 | 740,542.14 | 891,763.24 | 493,968.20 | 344,567.54 | 649,731.98 | 1,462,320.37 | |
| Expense | <u>222,995.75</u> | <u>660,324.12</u> | <u>743,661.23</u> | <u>866,078.34</u> | <u>748,994.79</u> | <u>787,586.08</u> | <u>777,742.91</u> | <u>765,249.48</u> | <u>818,771.27</u> | <u>773,929.20</u> | <u>816,545.65</u> | <u>1,710,526.74</u> | |
| Difference | 41,817.90 | (504,214.42) | 341,285.09 | 1,200,689.94 | (42,229.32) | (222,334.32) | (37,200.77) | 126,513.76 | (324,803.07) | (429,361.66) | (166,813.67) | (248,206.37) | (264,856.91) |

 Estimated Revenue and Expense

Nebraska City Public Schools
May 2022
Summary Financial Report

General Fund

The General Fund finances all facets of services rendered by the school district including payroll, benefits, equipment, supplies, insurance, building occupancy, contracted services, and other daily functions and operations of the district. The tax levy for this fund is restricted to \$1.05 plus qualified exclusions. The proposed General Fund levy for 2021-22 1.047676

| | |
|-----------------|---------------------|
| Balance Forward | 1,052,256.44 |
| Revenue | 4,239,632.12 |
| Expenses | <u>1,732,655.84</u> |
| Balance | 3,340,400.34 |

Building Fund

The Building Fund is used to acquire or improve sites and/or to erect, alter or improve buildings. The sale of bonds, the sale of property, or tax receipts will be the primary sources of revenue for the Special Building Fund. Regardless of the source of money to be used for building construction and related costs, all income for the purposes of this fund shall be accountable through this fund. The tax levy for this fund falls under the \$1.05 levy limit and is further restricted to \$0.14 with local board approval or \$0.175 following a vote of the people for a term not to exceed ten years. The proposed Building Fund levy for 2021-22 .016733

| | |
|-----------------|-------------------|
| Balance Forward | 160,229.83 |
| Revenue | 57,212.87 |
| Expenses | <u>130,078.71</u> |
| Balance | 87,363.99 |

QCPUF Fund

A Qualified Capital Purpose Undertaking Fund (QCPUF) may be established for the removal of environmental hazards, the reduction or elimination of accessibility barriers in school district buildings, modifications for life safety code violations, life safety hazards, and mold abatement and prevention projects for existing facilities only. General Fund expenditures for the purpose of this fund are not allowable. Effective April 19, 2016, the tax levy for this fund is restricted to \$0.03. The tax levy for QCPUF projects in place prior to April 19, 2016, remains at \$0.052. The levy may exceed the \$0.03 levy limit if valuation has decreased from the last year bonds were issued and the bond principal and interest obligation cannot be met. Tax levies cannot exceed ten years for each project. The proposed QCPUF levy for 2021-22 .030728

| | |
|-----------------|-------------|
| Balance Forward | 149,266.50 |
| Revenue | 81,432.09 |
| Expenses | <u>0.00</u> |
| Balance | 230,698.59 |

Cooperative Fund

The Cooperative Fund may be used by the school district acting as the fiscal agent for any cooperative activity between one or more public agencies. All school districts, including the school district acting as the fiscal agent, shall show the payment for services to the cooperative in their General Fund. Nebraska City Public Schools utilized the Cooperative Fund to receipt and disburse funds received Technology Bonds. Those funds are no longer available to be accessed or used.

| | |
|-----------------|-------------|
| Balance Forward | 97,308.35 |
| Revenue | 8.97 |
| Expenses | <u>0.00</u> |
| Balance | 97,317.32 |

Depreciation Fund

The purpose of the Depreciation Fund is to facilitate the eventual purchase of costly items by spreading replacement costs over a period of years in order to avoid a disproportionate tax effort in a single year to make the purchase. To allocate monies from the General Fund, a school district will transfer funds as an expense from the General Fund, and the Depreciation Fund will show the transfer as revenue from the General Fund. The school district must divide this fund into more than one account to allocate a portion of this fund for different valid purposes. The Depreciation Fund is a component of the General Fund.

| | |
|-----------------|-------------|
| Balance Forward | 309,524.42 |
| Revenue | 105,000.00 |
| Expenses | <u>0.00</u> |
| Balance | 414,524.42 |

School Nutrition Fund

The School Nutrition Fund (formerly School Lunch Fund) is required to accommodate the financial activities of all Nutrition Programs operated by the school district. The School Nutrition Fund shall reflect a record of all revenues and expenditures incident to the operation of all Nutrition Programs. If a deficit is incurred in the operation, the deficiency shall be covered by funds transferred from the General Fund.

| | |
|-----------------|-------------------|
| Balance Forward | 429,403.71 |
| Revenue | 111,984.59 |
| Expenses | <u>122,053.13</u> |
| Balance | 419,335.17 |

Payroll Account

An internal account created for exclusive use by Nebraska City Public Schools. This account receives funds from the General Fund on a monthly basis to cover monthly payroll, benefits, and associated expenses.

| | |
|-----------------|---------------------|
| Balance Forward | 34,232.86 |
| Revenue | 1,131,578.90 |
| Expenses | <u>1,131,608.57</u> |
| Balance | 34,203.19 |

Section 125 Account

An internal account created for exclusive use by Nebraska City Public Schools. This account receives funds from individual employees' monthly salary/wages to cover monthly employee-elected deductions for childcare and healthcare expenses.

| | |
|-----------------|-----------------|
| Balance Forward | 31,799.83 |
| Revenue | 6,189.17 |
| Expenses | <u>6,186.97</u> |
| Balance | 31,802.03 |

Meyer Memorial Fund

An internal account created for exclusive use by Nebraska City Public Schools. This fund, established by donations from the Meyer family, is used to fund scholarships.

| | |
|-----------------|-------------|
| Balance Forward | 233,227.73 |
| Revenue | .04 |
| Expenses | <u>0.00</u> |
| Balance | 230,227.77 |

Regular; Beginning Month 05/2022; Processing Month 05/2022; Fund Number 10

Fund: 10 Cooperative Fund

| | | <u>Beginning Balance</u> | <u>Debits</u> | <u>Credits</u> | <u>Ending Balance</u> |
|-----------------------|----------------------|--------------------------|---------------|----------------|-----------------------|
| Current Assets | | | | | |
| 10 101 | Cash | 97,308.35 | 8.97 | 0.00 | 97,317.32 |
| 10 103 | Due from Bond Fund | (1,158.51) | 0.00 | 0.00 | (1,158.51) |
| Total: | Current Assets | 96,149.84 | 8.97 | 0.00 | 96,158.81 |
| Fund Balance | | | | | |
| 10 704 | Fund Balance | 96,149.84 | 0.00 | 8.97 | 96,158.81 |
| Total: | Fund Balance | 96,149.84 | 0.00 | 8.97 | 96,158.81 |
| Revenue | | | | | |
| 10 1510 | Interest | 75.99 | 0.00 | 8.26 | 84.25 |
| 10 1990 0001 | Local Property Taxes | 9.54 | 0.00 | 0.71 | 10.25 |
| Total: | Revenue | 85.53 | 0.00 | 8.97 | 94.50 |
| Expenditure | | | | | |
| 10 2510 734 000 | Computer Hardware | 23,200.50 | 0.00 | 0.00 | 23,200.50 |
| Total: | Expenditure | 23,200.50 | 0.00 | 0.00 | 23,200.50 |
| Total: | 10 | 215,585.71 | 8.97 | 17.94 | 215,612.62 |

COOPERATIVE FUND LEDGER 21-22

| DATE | DESCRIPTION | RECEIPTS | DISBURSED | BALANCE |
|------------|-----------------|----------|-----------|------------|
| 9/1/2021 | BALANCE FORWARD | | | 120,423.32 |
| 9/30/2021 | INTEREST | 9.90 | | 120,433.22 |
| 10/18/2021 | County Deposit | 1.82 | | 120,435.04 |
| 10/31/2021 | INTEREST | 10.23 | | 120,445.27 |
| 11/30/2021 | INTEREST | 9.90 | | 120,455.17 |
| 12/31/2021 | INTEREST | 10.23 | | 120,465.40 |
| 1/31/2022 | INTEREST | 10.23 | | 120,475.63 |
| 2/23/2022 | AMERICOM | | 23,200.50 | 97,275.13 |
| 2/28/2022 | INTEREST | 9.24 | | 97,284.37 |
| 3/15/2022 | County Deposit | 6.47 | | 97,290.84 |
| 3/31/2022 | INTEREST | 8.26 | | 97,299.10 |
| 4/19/2022 | County Deposit | 1.25 | | 97,300.35 |
| 4/30/2022 | INTEREST | 8.00 | | 97,308.35 |
| 5/15/2022 | DEPOSIT | 0.71 | | 97,309.06 |
| 5/31/2022 | INTEREST | 8.26 | | 97,317.32 |
| | | | | 97,317.32 |
| | | | | 97,317.32 |

Regular; Beginning Month 05/2022; Processing Month 05/2022; Fund Number 02

Fund: 02 Depreciation Fund

| | | <u>Beginning Balance</u> | <u>Debits</u> | <u>Credits</u> | <u>Ending Balance</u> |
|-----------------------|--------------------------------|--------------------------|---------------|----------------|-----------------------|
| Current Assets | | | | | |
| 02 101 | Cash | 309,524.42 | 105,000.00 | 0.00 | 414,524.42 |
| | Total: Current Assets | 309,524.42 | 105,000.00 | 0.00 | 414,524.42 |
| Fund Balance | | | | | |
| 02 704 | FUND BALANCE | 309,524.42 | 0.00 | 105,000.00 | 414,524.42 |
| | Total: Fund Balance | 309,524.42 | 0.00 | 105,000.00 | 414,524.42 |
| Revenue | | | | | |
| 02 5200 | Transfer from General Fund | 0.00 | 0.00 | 105,000.00 | 105,000.00 |
| | Total: Revenue | 0.00 | 0.00 | 105,000.00 | 105,000.00 |
| Expenditure | | | | | |
| 02 2190 733 000 | Vehicle Acquisition | 34,000.00 | 0.00 | 0.00 | 34,000.00 |
| 02 8000 911 000 | Interfund Loan to General Fund | 105,000.00 | 0.00 | 0.00 | 105,000.00 |
| | Total: Expenditure | 139,000.00 | 0.00 | 0.00 | 139,000.00 |
| | Total: 02 | 758,048.84 | 105,000.00 | 210,000.00 | 1,073,048.84 |

SECTION 125 ACCOUNT

MAY 2022

| | |
|------------------------------|------------------|
| BALANCE 04-30-2022 | 31,799.83 |
| DEPOSITS: | |
| Payroll Account | 6,186.97 |
| Interest on checking account | 2.20 |
| Total | 6,189.17 |
| DISBURSEMENTS: | |
| EFT Payments on claims | 6,186.97 |
| QRTLY FEE | |
| BALANCE 05-31-2022 | <u>31,802.03</u> |
| ARBOR BANK | 31,802.03 |
| OUTSTANDING CHECK TO TASC | - |
| BALANCE | <u>31,802.03</u> |

Regular; Beginning Month 05/2022; Processing Month 05/2022; Fund Number 09

Fund: 09 QCPUF Fund

| | | <u>Beginning Balance</u> | <u>Debits</u> | <u>Credits</u> | <u>Ending Balance</u> |
|-----------------------|----------------------------|--------------------------|---------------|----------------|-----------------------|
| Current Assets | | | | | |
| 09 101 | Cash | 149,266.50 | 81,432.09 | 0.00 | 230,698.59 |
| 09 102 | Cash at County Treasurer | 74,948.87 | 0.00 | 0.00 | 74,948.87 |
| 09 103 | Due from Other Funds | (8,749.14) | 0.00 | 0.00 | (8,749.14) |
| | Total: Current Assets | 215,466.23 | 81,432.09 | 0.00 | 296,898.32 |
| Fund Balance | | | | | |
| 09 704 | Fund Balance | 215,466.23 | 0.00 | 81,432.09 | 296,898.32 |
| | Total: Fund Balance | 215,466.23 | 0.00 | 81,432.09 | 296,898.32 |
| Revenue | | | | | |
| 09 1100 | Local Property Taxes | 164,972.02 | 0.00 | 79,069.95 | 244,041.97 |
| 09 1115 | Carline Tax | 19.02 | 0.00 | 0.00 | 19.02 |
| 09 1510 | Interest | 92.38 | 0.00 | 12.80 | 105.18 |
| 09 3130 | Homestead Exemption | 2,950.37 | 0.00 | 1,436.07 | 4,386.44 |
| 09 3131 | Property Tax Credit | 16,022.90 | 0.00 | 719.75 | 16,742.65 |
| 09 3134 | Railroad Credit | 0.00 | 0.00 | 25.79 | 25.79 |
| 09 3180 | Pro-Rate Motor Vehicle | 559.43 | 0.00 | 0.00 | 559.43 |
| 09 3990 | In-Lieu of School Land Tax | 0.00 | 0.00 | 167.73 | 167.73 |
| | Total: Revenue | 184,616.12 | 0.00 | 81,432.09 | 266,048.21 |
| Expenditure | | | | | |
| 09 5000 831 000 | Bond Principal | 248,000.00 | 0.00 | 0.00 | 248,000.00 |
| 09 5000 832 000 | Bond Interest | 28,781.27 | 0.00 | 0.00 | 28,781.27 |
| | Total: Expenditure | 276,781.27 | 0.00 | 0.00 | 276,781.27 |
| | Total: 09 | 892,329.85 | 81,432.09 | 162,864.18 | 1,136,626.12 |

| QCPUF 2021-22 | | | | | |
|----------------------|-----------------------|--|-----------------|------------------|----------------|
| <u>DATE</u> | <u>DESCRIPTION</u> | | <u>RECEIPTS</u> | <u>DISBURSED</u> | <u>BALANCE</u> |
| 9/1/2021 | BALANCE FORWARD | | | | 241,431.65 |
| 9/15/2021 | COUNTY DEPOSIT | | 67,799.41 | | 309,231.06 |
| 9/30/2021 | INTEREST | | 18.10 | | 309,249.16 |
| 10/18/2021 | COUNTY DEPOSIT | | 16,049.26 | | 325,298.42 |
| 10/31/2021 | INTEREST | | 21.50 | | 325,319.92 |
| 11/15/2021 | A/P CHECKS | | | 262,778.83 | 62,541.09 |
| 11/19/2021 | COUNTY DEPOSIT | | 3,098.23 | | 65,639.32 |
| 11/30/2021 | INTEREST | | 16.32 | | 65,655.64 |
| 12/14/2021 | COUNTY DEPOSIT | | 1,732.32 | | 67,387.96 |
| 12/31/2021 | INTEREST | | 4.53 | | 67,392.49 |
| 1/10/2022 | A/P CHECKS | | | 400.00 | 66,992.49 |
| 1/18/2022 | COUNTY DEPOSIT | | 39,932.11 | | 106,924.60 |
| 1/31/2022 | INTEREST | | 5.79 | | 106,930.39 |
| 2/16/2022 | COUNTY DEPOSIT | | 23,262.63 | | 130,193.02 |
| 2/28/22 | INTEREST | | 7.23 | | 130,200.25 |
| 3/15/22 | COUNTY DEPOSIT | | 8,659.25 | | 138,859.50 |
| 3/31/2022 | INTEREST | | 9.15 | | 138,868.65 |
| 4/19/22 | Deposit | | 23,990.53 | | 162,859.18 |
| 4/30/22 | INTEREST | | 9.76 | | 162,868.94 |
| 5/9/22 | BOND INTEREST PAYMENT | | | 13,602.44 | 149,266.50 |
| 5/31/2022 | DEPOSIT | | 81,419.29 | | 230,685.79 |
| 5/31/2022 | INTEREST | | 12.80 | | 230,698.59 |
| | | | | | |

Regular; Beginning Month 05/2022; Processing Month 05/2022; Fund Number 06

Fund: 06 School Nutritional Services

| | | <u>Beginning Balance</u> | <u>Debits</u> | <u>Credits</u> | <u>Ending Balance</u> |
|-----------------------|-----------------------|--------------------------|---------------|----------------|-----------------------|
| Current Assets | | | | | |
| 06 101 | CASH | 429,403.71 | 111,984.59 | 122,053.13 | 419,335.17 |
| | Total: Current Assets | 429,403.71 | 111,984.59 | 122,053.13 | 419,335.17 |
| Fund Balance | | | | | |
| 06 704 | FUND BALANCE | 429,403.71 | 122,053.13 | 111,984.59 | 419,335.17 |
| | Total: Fund Balance | 429,403.71 | 122,053.13 | 111,984.59 | 419,335.17 |
| Revenue | | | | | |
| 06 1611 | Children Meals | 12,015.75 | 17.40 | 1,676.88 | 13,675.23 |
| 06 1613 | Milk Sales | 11,409.00 | 0.00 | 434.60 | 11,843.60 |
| 06 1620 | Adult Meals | 4,874.30 | 0.00 | 642.55 | 5,516.85 |
| 06 1620 0001 | A La Carte Meals | 7,270.56 | 0.00 | 1,425.49 | 8,696.05 |
| 06 4210 | Federal Reimbursement | 780,826.41 | 0.00 | 107,805.07 | 888,631.48 |
| | Total: Revenue | 816,396.02 | 17.40 | 111,984.59 | 928,363.21 |
| Expenditure | | | | | |
| 06 2190 490 001 | HS Kitchen Repairs | 1,527.13 | 0.00 | 0.00 | 1,527.13 |
| 06 2190 490 002 | MS Kitchen Repairs | 2,508.96 | 0.00 | 0.00 | 2,508.96 |
| 06 2190 490 004 | NS Kitchen Repairs | 1,702.49 | 0.00 | 0.00 | 1,702.49 |
| 06 2190 490 006 | HW Kitchen Repairs | 740.55 | 1,644.08 | 0.00 | 2,384.63 |
| 06 2190 610 000 | Non Food Supplies | 1,459.31 | 0.00 | 0.00 | 1,459.31 |
| 06 2190 630 000 | Food Costs | 632,263.22 | 86,836.02 | 0.00 | 719,099.24 |
| 06 2190 890 001 | HS Student Refunds | 75.35 | 322.19 | 0.00 | 397.54 |
| 06 2190 890 002 | MS Student Refunds | 0.00 | 50.85 | 0.00 | 50.85 |
| 06 2190 890 004 | NS Student Refund | 183.75 | 379.75 | 0.00 | 563.50 |
| 06 2190 890 006 | HW Student Refunds | 133.95 | 0.00 | 0.00 | 133.95 |
| 06 3100 733 001 | HS Kitchen Equipment | 1,115.46 | 0.00 | 0.00 | 1,115.46 |
| 06 3100 733 002 | MS Kitchen Equipment | 5,319.59 | 0.00 | 0.00 | 5,319.59 |
| 06 3100 733 004 | NS Kitchen Equipment | 557.73 | 0.00 | 0.00 | 557.73 |
| 06 3100 733 006 | HW Kitchen Equipment | 7,313.79 | 32,802.84 | 0.00 | 40,116.63 |
| | Total: Expenditure | 654,901.28 | 122,035.73 | 0.00 | 776,937.01 |
| | Total: 06 | 2,330,104.72 | 356,090.85 | 346,022.31 | 2,543,970.56 |

HOT LUNCH FUND LEDGER 21-22

| DATE | DESCRIPTION | Ck# | RECEIPTS | DISBURSED | BALANCE |
|------------|--------------------------|----------|------------|------------|------------|
| 9/1/2021 | BALANCE FORWARD | | | | 267,908.97 |
| 9/3/2021 | DEPOSIT | | 3,761.25 | | 271,670.22 |
| 9/10/2021 | BOB'S WELDING | 23104 | | 227.50 | 271,442.72 |
| 9/10/2021 | HOBART SERVICE | 23105 | | 772.99 | 270,669.73 |
| 9/15/2021 | A/P CHECKS | | | 1,322.09 | 269,347.64 |
| 9/27/2021 | DEPOSIT | | 2,083.55 | | 271,431.19 |
| 9/28/2021 | CNP EMERG CSTS-4210/6800 | | 21,584.09 | | 293,015.28 |
| 10/11/2021 | A/P CHECKS | | | 57,096.84 | 235,918.44 |
| 10/20/2021 | FEDERAL REIMB | | 162,295.87 | | 398,214.31 |
| 10/26/2021 | DEPOSIT | | 6,775.77 | | 404,990.08 |
| 11/15/2021 | A/P CHECKS | | | 172,368.62 | 232,621.46 |
| 11/17/2021 | DEPOSIT | | 4,257.22 | | 236,878.68 |
| 11/19/2021 | STUDENT REIMB | 23114 | | 259.10 | 236,619.58 |
| 11/20/2021 | FEDERAL REIMB | | 102,427.00 | | 339,046.58 |
| 11/20/2021 | FEDERAL REIMB | | 1,371.00 | | 340,417.58 |
| 12/3/2021 | DEPOSIT | | 2,256.55 | | 342,674.13 |
| 12/17/2021 | FEDERAL REIMB | | 1,945.00 | | 344,619.13 |
| 12/20/2021 | DEPOSIT | | 1,669.17 | | 346,288.30 |
| 12/23/2021 | FEDERAL REIMB | | 101,044.19 | | 447,332.49 |
| 1/10/2022 | LUNCHTIME SOLUTIONS | 23115 | | 89,047.21 | 358,285.28 |
| 1/10/2022 | SARA KRUEGER | 23116 | | 17.25 | 358,268.03 |
| 1/14/2022 | FEDERAL REIMB | | 60,954.45 | | 419,222.48 |
| 1/18/2022 | A/P CHECKS | | | 53,129.79 | 366,092.69 |
| 1/21/2022 | DEPOSIT | | 2,278.85 | | 368,371.54 |
| 1/27/2022 | A/P CHECKS | | | 903.83 | 367,467.71 |
| 2/14/2022 | FIRST CLASS PLUMBING | 23123 | | 115.00 | 367,352.71 |
| 2/14/2022 | GOV CONNECTIONS | 23124 | | 3,346.38 | 364,006.33 |
| 2/15/2022 | A/P CHECKS | 23125-26 | | 81,181.64 | 282,824.69 |
| 2/22/2022 | FEDERAL REIMB | | 101,956.90 | | 384,781.59 |
| 2/22/2022 | FEDERAL REIMB | | 1,599.00 | | 386,380.59 |
| 3/3/2022 | DEPOSIT | | 6,437.70 | | 392,818.29 |
| 3/7/2022 | NSF CHECK | | | 8.00 | 392,810.29 |
| 3/14/2022 | CENTRAL RESTAURANT | | | 6,756.06 | 386,054.23 |
| 3/16/2022 | FEDERAL REIMB | | 109,144.60 | | 495,198.83 |
| 3/31/2022 | DEPOSIT | | 4,179.00 | | 499,377.83 |
| 4/11/2022 | FIRST CLASS PLUMBING | 23128 | | 120.00 | 499,257.83 |
| 4/11/2022 | GENERAL PARTS | 23129 | | 4,204.13 | 495,053.70 |
| 4/11/2022 | LUNCHTIME SOLUTIONS | 23130 | | 87,949.10 | 407,104.60 |
| 4/11/2022 | MADSEN ELECTRIC | 23131 | | 740.55 | 406,364.05 |
| 4/11/2022 | TECHMASTERS | 23132 | | 469.13 | 405,894.92 |
| 4/14/2022 | DEPOSIT | | 1,878.55 | | 407,773.47 |
| 4/15/2022 | FEDERAL REIMB | | 116,504.31 | | 524,277.78 |
| 5/9/2022 | A/P CHECKS | 23134 | | 94,874.07 | 429,403.71 |
| 5/16/2022 | FEDERAL REIMB | | 107,805.07 | | 537,208.78 |
| 5/18/2022 | DEPOSIT | | 4,179.52 | | 541,388.30 |
| 5/20/2022 | A/P CHECKS | | | 752.79 | 540,635.51 |

| | | | | | |
|-----------|------------------------------|--|--|-----------|------------|
| 5/24/2022 | A/P CHECKS-HW COOLER/FREEZER | | | 32,802.84 | 507,832.67 |
| 5/24/2022 | NSF CHECK | | | 17.40 | 507,815.27 |
| 6/13/2022 | A/P CHECKS | | | 88,480.10 | 419,335.17 |
| | | | | | 419,335.17 |

Regular; Beginning Month 05/2022; Processing Month 05/2022; Fund Number 08

Fund: 08 Building Fund

| | | <u>Beginning Balance</u> | <u>Debits</u> | <u>Credits</u> | <u>Ending Balance</u> |
|-----------------------|----------------------------|--------------------------|---------------|----------------|-----------------------|
| Current Assets | | | | | |
| 08 101 | Cash | 160,229.83 | 57,212.87 | 130,078.71 | 87,363.99 |
| 08 102 | Cash at County Treasurer | 24,672.35 | 0.00 | 0.00 | 24,672.35 |
| 08 103 | Due from Other Funds | 6,619.42 | 0.00 | 0.00 | 6,619.42 |
| | Total: Current Assets | 191,521.60 | 57,212.87 | 130,078.71 | 118,655.76 |
| Fund Balance | | | | | |
| 08 704 | Fund Balance | 191,521.60 | 130,078.71 | 57,212.87 | 118,655.76 |
| | Total: Fund Balance | 191,521.60 | 130,078.71 | 57,212.87 | 118,655.76 |
| Revenue | | | | | |
| 08 1100 | Local Property Taxes | 69,440.24 | 0.00 | 46,131.50 | 115,571.74 |
| 08 1115 | Carline Tax | 29.70 | 0.00 | 24.81 | 54.51 |
| 08 1990 | Other Local Revenue | 11,227.80 | 0.00 | 0.00 | 11,227.80 |
| 08 3130 | Homestead Exemption | 1,564.00 | 0.00 | 782.00 | 2,346.00 |
| 08 3131 | Property Tax Relief | 9,111.56 | 0.00 | 5.67 | 9,117.23 |
| 08 3180 | Pro-Rate Motor Vehicle | 266.97 | 0.00 | 0.18 | 267.15 |
| 08 3990 | In-Lieu of School Land Tax | 91.34 | 0.00 | 0.00 | 91.34 |
| 08 5690 | Other Non-Revenue Receipts | 1,142.32 | 0.00 | 10,268.71 | 11,411.03 |
| | Total: Revenue | 92,873.93 | 0.00 | 57,212.87 | 150,086.80 |
| Expenditure | | | | | |
| 08 4600 710 000 | District Site Improvements | 12,441.99 | 0.00 | 0.00 | 12,441.99 |
| 08 4600 710 001 | HS Site Improvements | 10,760.00 | 0.00 | 0.00 | 10,760.00 |
| 08 4600 710 002 | MS Site Improvements | 3,950.00 | 0.00 | 0.00 | 3,950.00 |
| 08 4600 710 006 | HW Site Improvements | 1,498.00 | 0.00 | 0.00 | 1,498.00 |
| 08 4600 731 000 | District Non Cap Equipment | 0.00 | 2,651.03 | 0.00 | 2,651.03 |
| 08 4600 731 002 | MS Non Cap Equipment | 2,680.00 | 0.00 | 0.00 | 2,680.00 |
| 08 5000 831 000 840 | Arbor Bank Loan 840 | 19,689.21 | 2,515.09 | 0.00 | 22,204.30 |
| 08 5000 831 000 841 | Arbor Bank Loan 841 | 35,872.20 | 122,522.62 | 0.00 | 158,394.82 |
| 08 5000 832 000 | INTEREST LONG TERM DEBT | 19,987.47 | 2,389.97 | 0.00 | 22,377.44 |
| | Total: Expenditure | 106,878.87 | 130,078.71 | 0.00 | 236,957.58 |
| | Total: 08 | 582,796.00 | 317,370.29 | 244,504.45 | 624,355.90 |

| BUILDING FUND LEDGER 21-22 | | | | | |
|-----------------------------------|----------------------|------|-----------------|------------------|----------------|
| <u>DATE</u> | <u>DESCRIPTION</u> | | <u>RECEIPTS</u> | <u>DISBURSED</u> | <u>BALANCE</u> |
| 9/1/2021 | BALANCE FORWARD | | | | 174,234.77 |
| 9/15/2021 | A/P CHECKS | | | 16,391.99 | 157,842.78 |
| 9/15/2021 | County Deposit | | 24,672.35 | | 182,515.13 |
| 9/20/2021 | ARBOR BANK | | | 9,443.61 | 173,071.52 |
| 10/11/2021 | Porky's Construction | 2704 | | 1,498.00 | 171,573.52 |
| 10/18/2021 | County Deposit | | 3,298.28 | | 174,871.80 |
| 10/23/2021 | ARBOR BANK | | | 9,443.61 | 165,428.19 |
| 11/15/2021 | Alberio Energy | 2705 | | 2,680.00 | 162,748.19 |
| 11/19/2021 | County Deposit | | 706.31 | | 163,454.50 |
| 11/19/2021 | ARBOR BANK | | | 9,443.61 | 154,010.89 |
| 12/13/2021 | BOHL PLUMBING | 2706 | | 10,760.00 | 143,250.89 |
| 12/14/2021 | County Deposit | | 565.52 | | 143,816.41 |
| 12/20/2021 | ARBOR BANK | | | 9,443.61 | 134,372.80 |
| 1/18/2022 | County Deposit | | 22,452.35 | | 156,825.15 |
| 1/20/2022 | ARBOR BANK | | | 9,443.61 | 147,381.54 |
| 2/16/2022 | County Deposit | | 11,082.38 | | 158,463.92 |
| 2/21/22 | ARBOR BANK | | | 9,443.61 | 149,020.31 |
| 3/15/22 | County Deposit | | 15,414.94 | | 164,435.25 |
| 3/20/22 | ARBOR BANK | | | 9,443.61 | 154,991.64 |
| 4/19/22 | County Deposit | | 14,681.80 | | 169,673.44 |
| 4/20/22 | ARBOR BANK | | | 9,443.61 | 160,229.83 |
| 5/20/22 | County Deposit | | 46,944.16 | | 207,173.99 |
| 5/23/22 | ARBOR BANK | | | 9,443.61 | 197,730.38 |
| 5/20/22 | Ins. Deposit | | 9,760.00 | | 207,490.38 |
| 5/24/22 | ARBOR BANK | | | 117,984.07 | 89,506.31 |
| 5/31/22 | DEPOSIT-EMC | | 508.71 | | 90,015.02 |
| 6/13/22 | SOUTHARDS AUTO | | | 2,651.03 | 87,363.99 |
| | | | | | 87,363.99 |

HENRY F. & MARY MEYER MEMORIAL FUND

MAY 2022

BALANCE ON HAND 4-30-2022 230,227.73

DEPOSITS:

Interest on Checking Account 0.04

Deposit

Total 0.04

DISBURSEMENTS:

Scholarships

Total

BALANCE 05-31-2022 230,227.77

BREAKDOWN:

CD 502376, FIVE YEARS, 6-17-24 74,000.00

CD 504321, FIVE YEARS, 8-29-23 153,665.00

CHECKING ACCOUNT 2,562.77

TOTAL 230,227.77

PREMIER BANK 2,562.77

OUTSTANDING CHECKS

BALANCE 05-31-2022 2,562.77

| NEBRASKA CITY PUBLIC SCHOOLS 66-0111 | | | | | | | 21-22 | 20-21 |
|---------------------------------------|--|---------------|--------------|---------------|---------------|--------------|-----------------------|----------------|
| GENERAL FUND MONTHLY FINANCIAL REPORT | | | REC'D MONTH | REC'D THRU: | REC'D THRU | | % OF BUDGET TO | % OF BUDGET TO |
| | RECEIPTS: | BUDGETED | MAY | 5/31/2022 | 5/31/2021 | DIFFERENCE | BE RECEIVED | BE RECEIVED |
| | LOCAL PROPERTY TAXES | 9,505,438.00 | 2,888,743.63 | 8,644,555.88 | 8,323,128.79 | 321,427.09 | 9.06% | |
| | CARLINE TAX | 10,000.00 | 1,553.65 | 4,705.25 | 4,368.87 | 336.38 | 52.95% | |
| | IN LIEU OF TAX, 5% GROSS | 5,600.00 | | 7,380.57 | 5,743.50 | 1,637.07 | | |
| | MOTOR VEHICLE TAX | 800,000.00 | 67,441.98 | 617,711.31 | 644,026.93 | -26,315.62 | 22.79% | |
| | PENALTIES AND INTEREST ON TAXES | 0.00 | | | | | | |
| | TUITION FROM OTHER DISTRICTS-SPED | 0.00 | | | 5,740.00 | -5,740.00 | | |
| | LOCAL LICENSE FEES, CITY | 5,000.00 | 150.00 | 4,456.76 | 1,220.00 | 3,236.76 | 10.86% | |
| | RENTAL OF SCHOOL FACILITIES | 2,000.00 | 1,750.00 | 1,887.50 | | 1,887.50 | | |
| | OTHER LOCAL REVENUE | 35,000.00 | | 15,713.20 | 17,841.25 | -2,128.05 | 55.11% | |
| | COUNTY FINES & LICENSE FEES | 145,000.00 | 14,881.24 | 119,853.25 | 116,568.13 | 3,285.12 | 17.34% | |
| | ESU RECEIPTS | | | | 1,253.60 | -1,253.60 | | |
| | OTHER COUNTY SOURCES | | | | | 0.00 | | |
| | STATE AID | 4,578,299.00 | 908,072.00 | 4,124,268.00 | 3,654,864.00 | 469,404.00 | 9.92% | |
| | SPECIAL EDUCATION PROGRAM | 1,200,000.00 | 182,641.00 | 1,001,559.00 | 968,918.00 | 32,641.00 | 16.54% | |
| | SPECIAL EDUCATION TRANSP. | 26,000.00 | 25,941.00 | 25,941.00 | 25,297.00 | 644.00 | 0.23% | |
| | HOMESTEAD EXEMPTION | 265,000.00 | 48,962.91 | 146,888.73 | 140,279.37 | 6,609.36 | 44.57% | |
| | RELIEF TO PROPERTY TAXPAYERS | 525,000.00 | 354.91 | 570,842.97 | 526,672.14 | 44,170.83 | -8.73% | |
| | PERSONAL PROPERTY TAX CREDIT | 10,000.00 | | | | 0.00 | 100.00% | |
| | RAILROAD CREDIT | | | | 2.58 | -2.58 | | |
| | HIGH ABILITY LEARNERS | 10,000.00 | | 9,192.00 | 9,149.00 | 43.00 | 8.08% | |
| | RULE 4 TEXTBOOK LOAN | 20,000.00 | | 9,033.41 | | 9,033.41 | 54.83% | |
| | PRO-RATE MOTOR VEHICLE | 15,000.00 | 11.17 | 20,726.15 | 15,449.62 | 5,276.53 | -38.17% | |
| | STATE APPORTIONMENT | 200,000.00 | | 196,688.18 | 199,249.60 | -2,561.42 | 1.66% | |
| | IN LIEU OF SCHOOL LAND TAX | 3,000.00 | | 77.57 | 1,736.70 | -1,659.13 | 97.41% | |
| | DISTANCE EDUCATION INCENTIVE PAYMENTS | | | | | 0.00 | | |
| 3,677.00 | STATE EARLY CHILDHOOD | 82,000.00 | 6,236.00 | 66,267.00 | 54,837.00 | 11,430.00 | 19.19% | |
| 16,948.49 | PROJECT AWARE | | | 16,611.96 | | 16,611.96 | | |
| 24,437.00 | TITLE I | 326,570.00 | | 260,688.00 | 167,244.00 | 93,444.00 | 20.17% | |
| | TITLE I, PART A NCLB IMPROV BASIC PRGM | | | | | 0.00 | | |
| | TITLE II PART A | 78,527.00 | 37,560.00 | 67,876.00 | 40,865.00 | 27,011.00 | 13.56% | |
| 45,341.00 | IDEA BASE | 344,417.00 | | 356,707.00 | 200,245.00 | 156,462.00 | | |
| | IDEA PRESCHOOL BASE | 7,968.00 | | 6,556.00 | 2,187.00 | 4,369.00 | 17.72% | |
| | IDEA NON PUBLIC | 37,285.00 | | 12,940.00 | 23,799.00 | -10,859.00 | 65.29% | |
| 647.00 | IDEA PRESCHOOL BASE-ARP | 5,905.00 | | | | 0.00 | | |
| 19,880.00 | IDEA BASE-ARP | 66,251.00 | | 17,054.00 | | 17,054.00 | | |
| | IDEA NON PUBLIC -ARP | 7,861.00 | | 604.00 | | 604.00 | | |
| | MEDICAID IN PUBLIC SCHOOLS | | | | | 0.00 | | |
| | MAAPS RECEIPTS | 35,000.00 | 19,919.43 | 42,649.23 | 31,019.92 | 11,629.31 | -21.85% | |
| | ESSERS/CARES GRANT | | | | 246,905.00 | -246,905.00 | | |
| 7,095.00 | ESSERS II | 741,885.00 | | 244,900.00 | | 244,900.00 | | |
| 286,325.00 | ESSERS III | | | 414,156.00 | | 414,156.00 | | |
| | N-SPDG GRANT | | | | | 0.00 | | |
| 15,374.00 | TITLE IV, PART B, NCLB 21ST CENTURY | 185,000.00 | 34,820.00 | 157,082.00 | 100,992.00 | 56,090.00 | 15.09% | |
| | LONG TERM LOAN-LOC | 950,000.00 | | | | 0.00 | | |
| | TAX ANTICIPATION NOTES | 2,275,000.00 | | | | | | |
| | SALE OF BONDS | | | 10,188.94 | | 10,188.94 | | |
| | TRANSFERS FROM FUNDS | | | | | 0.00 | | |
| | OTHER NON-REVENUE RECEIPTS | | | 887.77 | 115.42 | 772.35 | | |
| | TOTAL WITHOUT INTERCOMPANY RECEIP | 22,504,006.00 | 4,239,038.92 | 17,196,648.63 | 15,529,718.42 | 1,666,930.21 | 23.58% | 27.41% |
| | NON PROGRAM RECEIPTS | | -105,000.00 | | | | Does not include TANS | |
| 419,724.49 | GRAND TOTAL | 22,504,006.00 | 4,134,038.92 | 17,196,648.63 | 15,529,718.42 | | | |

| | | | DISB. MONTH | DISB. THRU: | DISB. THRU: | | 21-22 | 20-21 |
|------|-------------------------------------|---------------|--------------|---------------|---------------|--------------|-----------------------|----------------|
| | DISBURSEMENTS: | BUDGETED | MAY | 5/31/2022 | 5/31/2021 | DIFFERENCE | % OF BUDGET TO | % OF BUDGET TO |
| | | | | | | | BE SPENT | BE SPENT |
| 1100 | INSTRUCTION | 5,683,265.00 | 401,098.17 | 3,865,031.22 | 4,204,995.34 | (339,964.12) | 31.99% | |
| 1115 | CAREER ACADEMY | 140,200.00 | 8,296.98 | 91,469.54 | 144,597.66 | (53,128.12) | 34.76% | |
| 1150 | ELL | 310,925.00 | 26,917.05 | 254,999.09 | 219,212.86 | 35,786.23 | 17.99% | |
| 1160 | POVERTY | 2,124,555.00 | 183,221.79 | 1,725,117.20 | 1,532,007.69 | 193,109.51 | 18.80% | |
| 1190 | PRESCHOOL LOCAL FUNDS | 152,300.00 | 13,111.11 | 120,044.96 | 114,226.15 | 5,818.81 | 21.18% | |
| 1200 | SPECIAL EDUCATION | 2,539,475.00 | 187,484.55 | 1,803,551.05 | 1,803,697.43 | (146.38) | 28.98% | |
| 1300 | DRIVER'S ED/SUMMER SCHOOL | 20,455.00 | 0.00 | 0.00 | 10,271.02 | (10,271.02) | 100.00% | |
| 2120 | GUIDANCE | 180,575.00 | 13,830.22 | 136,552.98 | 124,353.56 | 12,199.42 | 24.38% | |
| 2130 | HEALTH/NURSE | 94,120.00 | 7,260.29 | 70,783.17 | 64,661.68 | 6,121.49 | 24.79% | |
| 2140 | PSYCHOLOGY | 210,175.00 | 14,912.14 | 152,081.31 | 147,552.46 | 4,528.85 | 27.64% | |
| 2150 | SPEECH/AUDIOLOGY | 170,250.00 | 11,967.76 | 124,146.78 | 176,017.27 | (51,870.49) | 27.08% | |
| 2160 | OCCUPATIONAL THERAPY | 38,755.00 | 2,677.55 | 24,054.29 | 35,822.62 | (11,768.33) | 37.93% | |
| 2170 | PHYSICAL THERAPY | 15,400.00 | 211.32 | 2,641.13 | 3,933.33 | (1,292.20) | 82.85% | |
| 2180 | VISION | 700.00 | 0.00 | 0.00 | 94.08 | (94.08) | 100.00% | |
| 2190 | OTHER SUPPORT SERVICES | 90,000.00 | 490.03 | 15,803.88 | 20,738.45 | (4,934.57) | 82.44% | |
| 2212 | CURRICULUM DIRECTOR | 81,650.00 | 6,196.33 | 56,057.43 | 59,002.39 | (2,944.96) | 31.34% | |
| 2214 | STANDARDS DIRECTOR | 85,550.00 | 6,196.31 | 56,217.24 | 62,193.62 | (5,976.38) | 34.29% | |
| 2220 | LIBRARY | 193,560.00 | 14,676.11 | 142,177.60 | 138,360.10 | 3,817.50 | 26.55% | |
| 2290 | EARLY RETIREMENT | 145,000.00 | | 143,814.00 | 191,468.00 | (47,654.00) | 0.82% | |
| 2310 | SCHOOL BOARD | 110,400.00 | 1,609.91 | 57,719.07 | 59,739.72 | (2,020.65) | 47.72% | |
| 2320 | SUPERINTENDENT | 292,050.00 | 22,227.53 | 202,051.83 | 211,168.56 | (9,116.73) | 30.82% | |
| 2410 | PRINCIPALS | 948,900.00 | 73,645.07 | 728,896.97 | 696,164.42 | 32,732.55 | 23.19% | |
| 2510 | BUSINESS OFFICE | 293,325.00 | 19,028.15 | 178,934.90 | 218,338.80 | (39,403.90) | 39.00% | |
| 2520 | VEHICLE ACQUISITION | 40,000.00 | | | | - | 0.00% | |
| 2580 | TECHNOLOGY | 210,450.00 | 33,460.69 | 131,222.69 | 97,599.13 | 33,623.56 | 37.65% | |
| 2610 | PLANT OPERATION | 1,076,630.00 | 97,673.11 | 901,294.42 | 799,533.67 | 101,760.75 | 16.29% | |
| 2620 | MAINTENANCE | 869,336.00 | 45,954.91 | 413,718.05 | 380,640.65 | 33,077.40 | 52.41% | |
| 2700 | PUPIL TRANSPORTATION | 362,450.00 | 39,614.78 | 303,630.04 | 277,776.82 | 25,853.22 | 16.23% | |
| 3535 | HIGH ABILITY LEARNERS | 102,250.00 | 394.36 | 4,047.20 | 68,692.95 | (64,645.75) | 96.04% | |
| 3540 | STATE EARLY CHILDHOOD | 81,380.00 | 6,268.11 | 60,828.04 | 70,391.58 | (9,563.54) | 25.25% | |
| 3590 | PROJECT AWARE | | 7,711.41 | 42,343.92 | - | 42,343.92 | | |
| 3599 | TEXTBOOK LOAN | 20,000.00 | | | - | - | 100.00% | |
| 5000 | DEBT SERVICES | 3,343,000.00 | | 958,731.25 | 1,829,130.60 | (870,399.35) | 71.32% | |
| 6200 | TITLE I | 395,950.00 | 24,614.70 | 242,639.81 | 289,317.58 | (46,677.77) | 38.72% | |
| 6310 | TITLE II PART A | 105,400.00 | | 40,737.80 | 14,821.67 | 25,916.13 | 61.35% | |
| 6406 | IDEA PART B PRESCHOOL | 7,968.00 | | 7,967.40 | 7,807.41 | 159.99 | 0.01% | |
| 6408 | IDEA BASE/ENROLLMENT/POVERTY | 335,805.00 | 24,042.01 | 307,172.71 | 215,239.09 | 91,933.62 | 8.53% | |
| 6412 | NON-PUBLIC SPED | 35,625.00 | | 15,672.48 | 23,067.72 | (7,395.24) | 56.01% | |
| 6422 | IDEA PRESCHOOL-ARP | 5,905.00 | 647.50 | 1,411.90 | 1,411.90 | | 76.09% | |
| 6421 | IDEA BASE-ARP | 66,251.00 | 19,881.09 | 47,667.15 | | 47,667.15 | 28.05% | |
| 6423 | IDEA NON PUBLIC -ARP | 7,861.00 | | 604.80 | | 604.80 | 92.31% | |
| 6700 | PERKINS | 0.00 | | 260.00 | | 260.00 | | |
| 6968 | TITLE IV, PART B, NCLB 21ST CENTURY | 187,745.00 | 18,318.16 | 141,419.43 | 98,764.16 | 42,655.27 | 24.67% | |
| 6990 | N-SPDG GRANT-PBIS | 0.00 | | | 22.03 | (22.03) | | |
| 6996 | ESSERS/CARES GRANT | 0.00 | | 8,859.28 | 63,253.16 | (54,393.88) | | |
| 6997 | ESSERS II | 773,381.00 | 7,097.62 | 253,887.93 | 107,003.65 | 146,884.28 | 67.17% | |
| 6998 | ESSERS III | | 286,325.82 | 736,813.43 | | 736,813.43 | | |
| | SUBTOTAL | 21,948,972.00 | 1,627,062.64 | 14,573,075.37 | 14,581,679.08 | -8,603.71 | 33.60% | 33.27% |
| | TRANSFER TO FUND | | | | | | Does NOT include TANS | |
| | NON-PROGRAM CHARGES | | | | | | | |
| | TOTAL DISBURSEMENTS: | 21,948,972.00 | 1,627,062.64 | 14,573,075.37 | 14,581,679.08 | | | |

Regular; Processing Month 05/2022; Accounts to Include Accounts with Activity; Fund Number 01

| Fund: 01 General Fund | | | | | | |
|-----------------------------------|---------------------------------------|-----------------------|---------------------|----------------------|--------------------|-----------------------|
| <u>Account Number</u> | <u>Description</u> | <u>Revised Budget</u> | <u>During Month</u> | <u>To Date</u> | <u>% of Budget</u> | <u>Budget Balance</u> |
| 01 1100 | Local Property Taxes | 9,505,438.00 | 2,888,743.63 | 8,644,555.88 | 90.94 | 860,882.12 |
| 01 1115 | Carline Tax | 10,000.00 | 1,553.65 | 4,705.25 | 47.05 | 5,294.75 |
| 01 1120 | Public Power Dist. 5% Gro | 5,600.00 | 0.00 | 5,721.44 | 102.17 | (121.44) |
| 01 1125 | Motor Vehicle Tax | 800,000.00 | 67,441.98 | 617,711.31 | 77.21 | 182,288.69 |
| 01 1910 | Rental Of School Facilities | 2,000.00 | 1,750.00 | 1,887.50 | 94.38 | 112.50 |
| 01 1911 | Local License Fees | 5,000.00 | 150.00 | 4,456.76 | 89.14 | 543.24 |
| 01 1990 | Other Local Revenue | 35,000.00 | 0.00 | 15,713.20 | 44.89 | 19,286.80 |
| | Subtotal: LOCAL RECIEPTS | 10,363,038.00 | 2,959,639.26 | 9,294,751.34 | 89.69 | 1,068,286.66 |
| 01 2110 | County Fines and License Fees | 145,000.00 | 14,881.24 | 119,853.25 | 82.66 | 25,146.75 |
| 01 2800 | Revenue in Lieu of Taxes | 0.00 | 0.00 | 1,659.13 | 0.00 | (1,659.13) |
| | Subtotal: COUNTY AND ESU RECEIPTS | 145,000.00 | 14,881.24 | 121,512.38 | 83.80 | 23,487.62 |
| 01 3110 | State Aid | 4,578,299.00 | 908,072.00 | 4,124,268.00 | 90.08 | 454,031.00 |
| 01 3120 | Special Education Program | 1,200,000.00 | 182,641.00 | 1,001,559.00 | 83.46 | 198,441.00 |
| 01 3125 | Special Education Transportation | 26,000.00 | 25,941.00 | 25,941.00 | 99.77 | 59.00 |
| 01 3130 | Homestead Exemption | 265,000.00 | 48,962.91 | 146,888.73 | 55.43 | 118,111.27 |
| 01 3131 | Relief To Property Taxpayers | 525,000.00 | 354.91 | 570,842.97 | 108.73 | (45,842.97) |
| 01 3132 | Personal Property Tax Credit | 10,000.00 | 0.00 | 0.00 | 0.00 | 10,000.00 |
| 01 3155 | Rule 4 Textbook Loan | 20,000.00 | 0.00 | 9,033.41 | 45.17 | 10,966.59 |
| 01 3180 | Pro-rate Motor Vehicle | 15,000.00 | 11.17 | 20,726.15 | 138.17 | (5,726.15) |
| 01 3400 | State Apportionment | 200,000.00 | 0.00 | 196,688.18 | 98.34 | 3,311.82 |
| 01 3500 | Project AWARE | 0.00 | 0.00 | 16,611.96 | 0.00 | (16,611.96) |
| 01 3535 | High Ability Learners | 10,000.00 | 0.00 | 9,192.00 | 91.92 | 808.00 |
| 01 3540 | State Early Childhood | 82,000.00 | 6,236.00 | 66,267.00 | 80.81 | 15,733.00 |
| 01 3990 | In Lieu Of School Land Taxes | 3,000.00 | 0.00 | 77.57 | 2.59 | 2,922.43 |
| | Subtotal: STATE RECEIPTS | 6,934,299.00 | 1,172,218.99 | 6,188,095.97 | 89.24 | 746,203.03 |
| 01 4421 | IDEA BASE-ARP | 66,251.00 | 0.00 | 17,054.00 | 25.74 | 49,197.00 |
| 01 4422 | IDEA PRESCHOOL-ARP | 5,905.00 | 0.00 | 0.00 | 0.00 | 5,905.00 |
| 01 4423 | IDEA NON PUBLIC-ARP | 7,861.00 | 0.00 | 604.00 | 7.68 | 7,257.00 |
| 01 4505 | Title I | 326,570.00 | 0.00 | 241,314.00 | 73.89 | 85,256.00 |
| 01 4509 | CSR Title II, Part A | 78,527.00 | 37,560.00 | 67,876.00 | 86.44 | 10,651.00 |
| 01 4516 | IDEA Preschool Base(619) | 7,968.00 | 0.00 | 6,556.00 | 82.28 | 1,412.00 |
| 01 4518 | IDEA Part B Base Enroll/Poverty Alloc | 344,417.00 | 0.00 | 356,707.00 | 103.57 | (12,290.00) |
| 01 4521 | IDEA Non Public | 37,285.00 | 0.00 | 12,940.00 | 34.71 | 24,345.00 |
| 01 4531 | 21st Century After School Grant | 185,000.00 | 34,820.00 | 157,082.00 | 84.91 | 27,918.00 |
| 01 4709 | MAAPS Receipts | 35,000.00 | 19,919.43 | 42,649.23 | 121.85 | (7,649.23) |
| 01 4969 | ESSA Title IV | 0.00 | 0.00 | 19,374.00 | 0.00 | (19,374.00) |
| 01 4997 | ESSERS II | 741,885.00 | 0.00 | 244,900.00 | 33.01 | 496,985.00 |
| 01 4998 | ESSERS III | 0.00 | 0.00 | 414,156.00 | 0.00 | (414,156.00) |
| | Subtotal: FEDERAL RECEIPTS | 1,836,669.00 | 92,299.43 | 1,581,212.23 | 86.09 | 255,456.77 |
| 01 5100 | Sale of Bonds - Technology Loan | 0.00 | 0.00 | 10,188.94 | 0.00 | (10,188.94) |
| 01 5150 | Tax Anticipation Notes | 2,275,000.00 | 0.00 | 0.00 | 0.00 | 2,275,000.00 |
| 01 5400 | Loan Proceeds-LOC | 950,000.00 | 0.00 | 0.00 | 0.00 | 950,000.00 |
| 01 5690 | Other Non-revenue Receipt | 0.00 | 0.00 | 887.77 | 0.00 | (887.77) |
| | Subtotal: NON-REVENUE RECEIPTS | 3,225,000.00 | 0.00 | 11,076.71 | 0.34 | 3,213,923.29 |
| 01 9000 | Interfund from Depr. Fund | 0.00 | (105,000.00) | 0.00 | 0.00 | 0.00 |
| | Subtotal: INTERFUND FROM DEPR. FUND | 0.00 | (105,000.00) | 0.00 | 0.00 | 0.00 |
| | Fund Total: | 22,504,006.00 | 4,134,038.92 | 17,196,648.63 | 76.42 | 5,307,357.37 |

Revenue Summary Report

Processing Month: 05/2022

User ID: WIECBREN

Regular; Processing Month 05/2022; Accounts to Include Accounts with
Activity; Fund Number 01

| | <u>Revised Budget</u> | <u>During Month</u> | <u>To Date</u> | <u>% of Budget</u> | <u>Budget Balance</u> |
|--------------|-----------------------|---------------------|----------------|--------------------|-----------------------|
| Grand Total: | 22,504,006.00 | 4,134,038.92 | 17,196,648.63 | 76.42 | 5,307,357.37 |

| 22-23 | ATHLETIC BUDGET | | | | | | |
|-------------------------|------------------------|--------------------|--------------------|-------------------|-------------------|-------------------|---------------------|
| Activity | Operations(Refs) | Workers | Equipment | Hotels & Meals | Recon | Uniforms | Total |
| Varsity Football | \$3,000.00 | \$1,000.00 | \$3,500.00 | | \$1,500.00 | | \$9,000.00 |
| Trainer | \$20,000.00 | \$0.00 | \$1,000.00 | | | | \$21,000.00 |
| 9th Football | \$500.00 | \$100.00 | \$0.00 | | | | \$600.00 |
| 7th and 8th football | \$500.00 | \$200.00 | \$500.00 | | \$1,000.00 | | \$2,200.00 |
| Varsity Volleyball | \$2,300.00 | \$1,200.00 | \$1,200.00 | | | \$3,000.00 | \$7,700.00 |
| 9th Volleyball | \$1,000.00 | \$400.00 | \$0.00 | | | | \$1,400.00 |
| 7th and 8th volleyball | \$1,500.00 | \$500.00 | \$800.00 | | | | \$2,800.00 |
| Boys Tennis | \$600.00 | \$0.00 | \$400.00 | | | | \$1,000.00 |
| Cross Country | \$3,200.00 | \$0.00 | \$1,100.00 | \$800.00 | | \$3,000.00 | \$8,100.00 |
| Softball | \$1,500.00 | \$200.00 | \$800.00 | | | | \$2,500.00 |
| Var. Boys Basketball | \$4,000.00 | \$1,800.00 | \$1,500.00 | | | | \$7,300.00 |
| Var. Girls Basketball | \$4,000.00 | \$1,800.00 | \$1,500.00 | | | | \$7,300.00 |
| Varsity Wrestling | \$7,000.00 | \$3,000.00 | \$1,000.00 | \$2,600.00 | | | \$13,600.00 |
| 7th and 8th Wrestling | \$1,200.00 | \$400.00 | \$200.00 | | | | \$1,800.00 |
| 9th Boys Basketball | \$500.00 | \$500.00 | \$100.00 | | | | \$1,100.00 |
| 7th and 8th Boys Bball | \$500.00 | \$700.00 | \$300.00 | | | | \$1,500.00 |
| 9th Girls Basketball | \$800.00 | \$500.00 | \$2.75 | | | | \$1,302.75 |
| 7th and 8th Girls BBall | \$900.00 | \$700.00 | \$250.00 | | | | \$1,850.00 |
| Boys Soccer | \$2,200.00 | \$250.00 | \$700.00 | | | | \$3,150.00 |
| Girls Soccer | \$2,200.00 | \$250.00 | \$700.00 | | | | \$3,150.00 |
| Boys Track | \$1,000.00 | \$100.00 | \$1,000.00 | \$700.00 | | | \$2,800.00 |
| Girls Track | \$1,000.00 | \$100.00 | \$1,000.00 | \$700.00 | | | \$2,800.00 |
| Girls Tennis | \$600.00 | \$0.00 | \$400.00 | | | | \$1,000.00 |
| Golf | \$1,300.00 | \$0.00 | \$500.00 | \$1,000.00 | | | \$2,800.00 |
| 7th and 8th Track | \$500.00 | \$0.00 | \$0.00 | \$300.00 | | | \$800.00 |
| Girls Golf | \$1,000.00 | \$0.00 | \$1,000.00 | \$900.00 | | | \$2,900.00 |
| Baseball | \$3,200.00 | \$650.00 | \$2,000.00 | | | \$3,000.00 | \$8,850.00 |
| Special Equipment | | | \$5,000.00 | | | | \$5,000.00 |
| Totals | \$66,000.00 | \$14,350.00 | \$26,452.75 | \$7,000.00 | \$2,500.00 | \$9,000.00 | \$125,302.75 |



**School Nutrition Program
 Renewal of Food Service Management Company (FSMC)
 Contract Fixed Price
 School Year (SY) 2022-23**

| | |
|---|---------------------|
| Nebraska City Public Schools | 660111 |
| School District Name | Agreement # |
| 1700 14th Ave | Nebraska City 68410 |
| Address | City Zip |
| Mark Fritch | 4-13-2022 |
| Contact Person | Date |
| Lunchtime Solutions Inc, 391 Steamboat Drive, PO Box 2022, Dakota Dunes, SD | |

FSMC

Initial SY of Contract 2019-2020 Year of Renewal (check) 1 2 3 4

This contract amendment is between the School Food Authority (SFA) and FSMC. The term of this contract renewal shall be for one (1) year beginning on July 1, 2022 and continuing until June 30, 2023 unless terminated by either party as provided in the contract. The terms and conditions of the original contract are applicable to the contract renewal. Any changes to the scope of service provided by the FSMC that is beyond the scope or original intent of contract require rebid of the contract.

Price per Meal and Meal Equivalents must be quoted as if no USDA Foods will be received. Meal Equivalency Factor for SY 2022-2023 is **\$4.1475**.

| Meal | 2021/22 Price | 2022/23 Price | Percentage Change/Increase |
|--|---------------|---------------|----------------------------|
| Reimbursable Breakfast | \$2.1085 | \$2.1937 | 4.040% |
| Reimbursable Lunch | \$3.6979 | \$3.8473 | 4.040% |
| Afterschool Snack | \$1.0227 | \$1.0640 | 4.040% |
| Meal Equivalent Fee for Non-reimbursable Sales | \$3.8464 | \$4.0018 | 4.040% |
| SFSP Breakfast | \$2.2259 | \$2.3159 | 4.040% |
| SFSP Lunch/Supper Meals | \$4.2112 | \$4.3813 | 4.040% |
| SFSP Snacks | \$1.0227 | \$1.0640 | 4.040% |
| CACFP Breakfast | | | |
| CACFP Lunch/Supper Meals | | | |
| CACFP Snacks | | | |
| Special Milk Program and/or Milk Break | \$0.2585 | \$0.2690 | 4.040% |
| Milk sold ala carte at meal service | | | |

Percentage increase must not exceed the Consumer Price Index (CPI) of 4.040% (Consumer Price Index for All Urban Consumers for the food away from home series during the 12-month period May 2020-May 2021) as specified in the original FSMC contract.

Federal Register: National School Lunch, Special Milk, and School Breakfast Programs, National Average Payments/Maximum Reimbursement Rates

The FSMC must operate in accordance with all applicable program laws and regulations, which are required by federal and state governments. If there are any changes to these laws and regulations, these are automatically incorporated herein, effective as of the date specified in the law and regulation.

| | |
|--|--------------|
| Estimated Value of FSMC Contract for SY 2022-23 | \$715,000.00 |
|--|--------------|

Under the contract the FSMC must credit the SFA for the value of all USDA Foods received for use in the SFA's meal service in the school year, including both entitlement and bonus foods and the value of USDA Foods contained in processed end products, in accordance with the contingencies of 7 CFR 250.51(a).

FSMC to complete the table below:

| | |
|--|--------------|
| Beginning USDA Foods & DoD Fresh Fruit and Vegetable Program Entitlement Value for SY 21-22 | \$ 61,733.44 |
| Remaining Unused USDA Foods & DoD Fresh Fruit and Vegetable Program Entitlement for SY 21-22 as of: 4-13-2022 (Date) | \$ 9,713.34 |

The FSMC shall operate in accordance with all applicable program laws and regulation.

Signed: Taylor 4/19/22
 Food Service Management Company Representative Date
VP of Operations & Finance
 Title

Acceptance of Contract Renewal Agreement

Signed: Mark Fitch 5/20/22
 School Food Authority Representative Date
Superintendent
 Title

Exhibit I: ANTI-COLLUSION AFFIDAVIT

ANTI-COLLUSION AFFIDAVIT

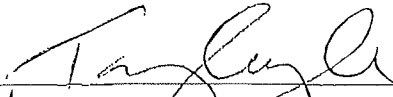
STATE OF South Dakota,

COUNTY OF Union


Deni Winter, of lawful age, being first sworn on oath say, that he/she is the agent authorized by the bidder to submit the attached bid. Affiant further states, that the bidder has not been a party to any collusion among bidders in restraint of freedom of competition by agreement to bid at a fixed price or to refrain from bidding; or with any state official of employees to quantity, quality, or price in the prospective contract, or any other terms of said prospective official concerning exchange of money or other thing of value for special consideration in the letting of contract; that the bidder/contractor had not paid, given or donated, or agreed to pay, give or donate to any officer or employee either directly or indirectly in the procuring of the award of a contact pursuant to this bid.

Signed 

Subscribed and sworn before me this 10th day of March, 2022

Notary Public (or Clerk or Judge): 

My commission expires: ~~12/7/2023~~



Certification Regarding Lobbying

Certification Regarding Lobbying: Applicable to Grants, Sub-grants, Cooperative Agreements, and Contracts Exceeding \$100,000 in Federal funds. Contractors that apply or bid for such an award must file the required certification.

Submission of this certification is a prerequisite for making or entering into this transaction and is imposed by section 1352, Title 31, U.S. Code. This certification is a material representation of fact upon which reliance was placed when this transaction was made or entered into. Any person who fails to file the required certification shall be subject to a civil penalty of not less than \$10,000 and not more than \$100,000 for each such failure.


The undersigned certifies, to the best of his or her knowledge and belief, that:

1. No Federal appropriated funds have been paid or will be paid by or on behalf of the undersigned, to any person for influencing or attempting to influence an officer or employee of any agency, a Member of Congress, an officer or employee of Congress, an employee of a Member of Congress, or any Board Member, officer, or employee of [School] Independent School District in connection with the awarding of a Federal contract, the making of a Federal grant, the making of a Federal loan, the entering into a cooperative agreement, and the extension, continuation, renewal, amendment, or modification of a Federal contract, grant, loan, or cooperative agreement.
2. If any funds other than Federal appropriated funds have been paid or will be paid to any person for influencing or attempting to influence an officer or employee of any agency, a Member of Congress, an officer or employee of Congress, an employee of a Member of Congress, or any Board Member, officer, or employee of [School] Independent School District in connection with this Federal grant or cooperative agreement, the undersigned shall complete and submit Standard Form-LLL, "Disclosure Form to Report Lobbying", in accordance with its instructions.
3. The undersigned shall require that the language of this certification be included in the award documents for all covered sub-awards exceeding \$100,000 in Federal funds at all appropriate tiers and that all sub-recipients shall certify and disclose accordingly.

Name/Address of Food Service Management Company

LunchTime Solutions
391 W. Steamboat Drive
Delaware James, SD 57049

Name/Title of Submitting Official: Tammy Coyle / VP of Operations / Finance

Signature:  Date: 4/13/22

Debarment and Suspension Form


Debarment and Suspension and Other Responsibility Matters Primary Covered Transactions

School Food Authorities are subject to the non-procurement debarment and suspension regulations implementing Executive Orders 12549 and 12689, 2 CFR part 180. These regulations restrict awards, sub awards, and contracts with certain parties that are debarred, suspended, or otherwise excluded from or ineligible for participation in Federal assistance programs or activities.

1. The prospective primary participant certifies to the best of its knowledge and belief that it and its principals:
 - a. Are not presently debarred, suspended, proposed for disbarment, declared ineligible, or voluntarily excluded from covered transactions by any Federal department or agency;
 - b. Have not within a three-year period preceding this application been convicted of or had a civil judgment rendered against them for commission of fraud or a criminal offense in connection with obtaining, attempting to obtain, or performing a public (Federal, State, or local) transaction or contract under a public transaction; violation of Federal or State antitrust statutes or commission of embezzlement, theft, forgery, bribery, falsification or destruction of records, making false statements, or receiving stolen property;
 - c. Are not presently indicted for or otherwise criminally or civilly charged by a governmental entity (Federal, State, or local) with commission of any of the offenses enumerated in paragraph (1)(b) of this certification; and
 - d. Have not within a three-year period preceding this application had one or more public transactions (Federal, State, or local) terminated for cause or default.
2. Where the prospective primary participant is unable to certify to any of the statements in this certification, such prospective primary participant shall attach an explanation to this proposal.

Business Name LunchTime Solutions Date 4/13/22

Name and Title of Authorized Representative Timmy Coyle / VP of Operations

Signature of Authorized Representative  Finame

District Financial Estimate

| | Jul SF | Aug SF | Aug | Sep | Oct | Nov | Dec | Jan | Feb | Mar | Apr | May | May SF | Jun SF | YTD |
|--|--------|--------|---------------|---------------|---------------|---------------|---------------|---------------|---------------|---------------|---------------|---------------|--------|--------|----------------|
| 2022-2023 Next Year | | | | | | | | | | | | | | | |
| Snack Program Participation | | | | | | | | | | | | | | | |
| Free Snack | | | 2,843 | 3,341 | 3,344 | 4,130 | 2,859 | 4,463 | 4,065 | 4,063 | 3,927 | 2,336 | | | 35,371 |
| Total | | | 2,843 | 3,341 | 3,344 | 4,130 | 2,859 | 4,463 | 4,065 | 4,063 | 3,927 | 2,336 | | | 35,371 |
| Lunch is Severe Need as of 2020-2021 need to verify for next year | | | | | | | | | | | | | | | |
| Lunch Participation | | | | | | | | | | | | | | | |
| Non-Remburseable Meals | | | 818 | 888 | 1,072 | 1,087 | 838 | 1,072 | 1,083 | 1,217 | 997 | 676 | | | 9,749 |
| Hayward Paid Lunch | | | 1,387 | 1,466 | 1,460 | 1,153 | 1,507 | 1,507 | 1,310 | 1,425 | 1,263 | 912 | | | 12,587 |
| MS Paid Lunch | | | 1,108 | 1,387 | 1,676 | 1,529 | 1,289 | 1,529 | 1,289 | 1,444 | 1,289 | 912 | | | 12,587 |
| MS Paid Lunch | | | 1,899 | 1,899 | 2,034 | 1,290 | 1,290 | 1,290 | 1,290 | 1,290 | 1,290 | 1,290 | | | 13,881 |
| Reduced Lunch | | | 7,056 | 8,976 | 8,877 | 6,660 | 6,561 | 9,042 | 8,945 | 9,902 | 8,545 | 5,520 | | | 16,958 |
| Free Lunch | | | 1,694 | 2,088 | 1,574 | 1,544 | 1,206 | 1,557 | 1,518 | 1,819 | 1,509 | 927 | | | 15,641 |
| Total | | | 13,312 | 16,319 | 16,142 | 15,142 | 12,209 | 16,786 | 15,722 | 17,886 | 15,164 | 9,697 | | | 151,270 |
| Breakfast Participation | | | | | | | | | | | | | | | |
| Non-Remburseable Meals | | | 139 | 130 | 154 | 154 | 139 | 136 | 203 | 137 | 128 | 95 | | | 1,333 |
| Hayward Paid Breakfast | | | 99 | 138 | 151 | 151 | 121 | 121 | 121 | 121 | 121 | 121 | | | 1,271 |
| MS Paid Breakfast | | | 166 | 283 | 348 | 348 | 245 | 245 | 348 | 348 | 348 | 348 | | | 4,762 |
| MS Paid Breakfast | | | 73 | 148 | 217 | 200 | 134 | 189 | 174 | 202 | 157 | 107 | | | 1,801 |
| Free Breakfast | | | 2,383 | 3,433 | 3,545 | 3,502 | 2,612 | 3,438 | 3,493 | 3,970 | 3,473 | 2,481 | | | 32,758 |
| Reduced Breakfast | | | 436 | 603 | 583 | 600 | 440 | 533 | 525 | 624 | 573 | 383 | | | 5,201 |
| Severe Need Reduced Breakfast | | | 3,276 | 4,226 | 5,035 | 5,025 | 3,725 | 4,889 | 4,922 | 5,550 | 4,888 | 3,421 | | | 45,927 |
| Total | | | 4,327 | 5,426 | 5,905 | 5,925 | 4,440 | 5,133 | 5,125 | 6,024 | 5,173 | 3,853 | | | 53,003 |
| Summer Feeding Participation | | | | | | | | | | | | | | | |
| 57/SSO Free Breakfast | | | - | - | - | - | - | - | - | - | - | - | | | 0 |
| 57/SSO Free Lunch | | | - | - | - | - | - | - | - | - | - | - | | | 0 |
| Federal Reimbursement Revenue (Estimated) | | | | | | | | | | | | | | | |
| Paid Lunch Fed Reimb | | | 2,003 | 2,354 | 2,745 | 2,608 | 1,980 | 2,673 | 2,419 | 2,706 | 2,244 | 1,418 | | | 23,119 |
| Paid Breakfast Fed Reimb (Severe Need) | | | 185 | 238 | 320 | 318 | 232 | 310 | 319 | 330 | 291 | 192 | | | 2,714 |
| Free Lunch State Reimb | | | 2,972 | 3,493 | 4,217 | 2,989 | 4,217 | 4,668 | 4,247 | 4,247 | 4,106 | 2,442 | | | 36,977 |
| Free Breakfast Fed Reimb | | | - | - | - | - | - | - | - | - | - | - | | | 0 |
| 57/SSO Free Lunch | | | - | - | - | - | - | - | - | - | - | - | | | 0 |
| Free Lunch Fed Reimb | | | 27,661 | 34,788 | 34,800 | 33,540 | 25,722 | 35,441 | 34,089 | 38,821 | 33,500 | 21,679 | | | 325,289 |
| Free Breakfast Fed Reimb (Severe Need) | | | 5,805 | 8,824 | 8,210 | 8,024 | 6,418 | 8,943 | 8,382 | 9,723 | 8,552 | 6,024 | | | 80,480 |
| Free Breakfast Fed Reimb (Severe Need) | | | 5,932 | 7,924 | 5,863 | 5,406 | 4,235 | 5,803 | 5,317 | 6,372 | 5,284 | 3,282 | | | 54,777 |
| Reduced Breakfast Fed Reimb (Severe Need) | | | 924 | 1,252 | 1,250 | 944 | 1,385 | 1,082 | 1,337 | 1,337 | 1,229 | 821 | | | 11,560 |
| Reduced Breakfast Fed Reimb | | | 45,472 | 57,920 | 57,183 | 56,888 | 42,479 | 58,229 | 56,056 | 63,566 | 55,184 | 35,928 | | | 534,716 |
| Total | | | 480 | 563 | 589 | 574 | 430 | 580 | 561 | 635 | 546 | 365 | | | 5,322 |
| State Reimbursement Revenue (Estimated) | | | | | | | | | | | | | | | |
| Paid Lunch State Reimb | | | 91 | 107 | 125 | 119 | 89 | 122 | 110 | 123 | 102 | 65 | | | 1,623 |
| Paid Breakfast State Reimb | | | 35 | 35 | 46 | 46 | 34 | 46 | 46 | 48 | 28 | 5 | | | 1,653 |
| Free Lunch State Reimb | | | 141 | 178 | 178 | 131 | 131 | 181 | 174 | 198 | 171 | 111 | | | 1,659 |
| Free Breakfast State Reimb (Severe Need) | | | 118 | 172 | 177 | 175 | 131 | 175 | 175 | 198 | 174 | 124 | | | 1,638 |
| Free Lunch State Reimb | | | 34 | 43 | 43 | 34 | 24 | 33 | 30 | 36 | 30 | 19 | | | 313 |
| Reduced Lunch State Reimb | | | 22 | 30 | 29 | 22 | 22 | 29 | 23 | 29 | 29 | 19 | | | 265 |
| Reduced Breakfast State Reimb (Severe Need) | | | - | - | - | - | - | - | - | - | - | - | | | 0 |
| Reduced Breakfast State Reimb | | | 480 | 563 | 589 | 574 | 430 | 580 | 561 | 635 | 546 | 365 | | | 5,322 |
| Total | | | 450 | 545 | 577 | 574 | 430 | 580 | 561 | 635 | 546 | 365 | | | 5,322 |
| Total Reimbursements | | | 450 | 545 | 577 | 574 | 430 | 580 | 561 | 635 | 546 | 365 | | | 5,322 |
| Paid Meal Cash Revenue | | | | | | | | | | | | | | | |
| All in Care | | | 2,586 | 3,103 | 3,276 | 3,103 | 2,424 | 3,276 | 3,103 | 3,448 | 3,103 | 2,089 | | | 29,480 |
| District Employee Revenue Transferred from C | | | 107 | 125 | 125 | 119 | 89 | 122 | 110 | 123 | 102 | 65 | | | 1,623 |
| Non-Remburseable Meals | | | 51 | 68 | 57 | 57 | 26 | 58 | 58 | 52 | 38 | 20 | | | 2,662 |
| Adult Meals | | | 395 | 48 | 456 | 525 | 348 | 489 | 565 | 578 | 524 | 312 | | | 4,728 |
| Reduced Snack | | | | | | | | | | | | | | | |
| Employee Revenue | | | 5,208 | 6,208 | 7,212 | 7,216 | 5,874 | 7,607 | 7,051 | 7,795 | 6,666 | 4,241 | | | 65,981 |
| MS Paid Lunch Revenue | | | 4,242 | 5,242 | 6,246 | 6,250 | 4,906 | 6,637 | 6,081 | 6,815 | 5,655 | 3,876 | | | 42,149 |
| MS Paid Lunch Revenue | | | 5,239 | 6,239 | 7,243 | 7,247 | 5,893 | 7,626 | 7,070 | 7,814 | 6,666 | 4,241 | | | 65,981 |
| Reduced Lunch Revenue | | | 5,827 | 6,827 | 7,831 | 7,835 | 6,481 | 8,214 | 7,658 | 8,402 | 7,247 | 4,891 | | | 53,358 |
| Elem Paid Breakfast Revenue | | | 677 | 833 | 833 | 677 | 483 | 639 | 639 | 728 | 677 | 487 | | | 6,256 |
| MS Paid Breakfast Revenue | | | 479 | 518 | 711 | 750 | 585 | 777 | 731 | 819 | 675 | 487 | | | 6,300 |
| MS Paid Breakfast Revenue | | | 333 | 349 | 567 | 567 | 491 | 686 | 681 | 735 | 656 | 415 | | | 6,002 |
| Reduced Breakfast Revenue | | | 147 | 297 | 400 | 400 | 287 | 348 | 313 | 405 | 313 | 213 | | | 3,201 |
| Reduced Breakfast Revenue | | | 18,930 | 22,782 | 25,880 | 25,880 | 18,411 | 25,877 | 25,877 | 31,127 | 22,722 | 11,500 | | | 222,272 |
| Total | | | 18,930 | 22,782 | 25,880 | 25,880 | 18,411 | 25,877 | 25,877 | 31,127 | 22,722 | 11,500 | | | 222,272 |
| 21st Century Grant | | | | | | | | | | | | | | | |
| Snack Milk | | | 1,709 | 2,206 | 2,348 | 2,283 | 1,982 | 2,353 | 2,354 | 2,555 | 2,156 | 1,401 | | | 21,353 |
| Total Revenue | | | 66,531 | 83,456 | 85,999 | 84,024 | 63,302 | 86,999 | 82,515 | 93,068 | 80,013 | 51,780 | | | 783,663 |
| Cost to District | | | | | | | | | | | | | | | |
| All in Care Cost from LSI | | | 2,495 | 2,994 | 3,151 | 2,994 | 2,329 | 3,151 | 2,994 | 3,327 | 2,994 | 1,996 | | | 28,445 |
| District Employee Cost from LSI | | | 107 | 125 | 125 | 119 | 89 | 122 | 110 | 123 | 102 | 65 | | | 1,623 |
| Non-Remburseable Meals Cost from LSI | | | 48 | 68 | 57 | 57 | 26 | 58 | 58 | 52 | 38 | 20 | | | 2,662 |
| Snack Milk Cost from LSI | | | 1,468 | 1,893 | 1,979 | 1,833 | 1,589 | 1,979 | 1,979 | 2,178 | 1,833 | 1,290 | | | 14,599 |
| Snack Milk Cost from LSI | | | 381 | 517 | 440 | 505 | 336 | 475 | 545 | 556 | 506 | 301 | | | 3,459 |
| Snack Milk Cost from LSI | | | 3,025 | 3,555 | 3,558 | 4,394 | 3,042 | 4,323 | 4,323 | 4,719 | 4,285 | 2,485 | | | 37,566 |
| Commodity Cost from LSI | | | (5,323.24) | (6,525.99) | (6,719.93) | (6,455.22) | (4,882.22) | (6,712.46) | (6,287.29) | (7,153.31) | (6,063.36) | (3,877.74) | | | (60,000) |
| 57/SSO Cost from LSI | | | - | - | - | - | - | - | - | - | - | - | | | 0 |
| 57/SSO Cost from LSI | | | 7,187 | 10,388 | 11,088 | 11,022 | 8,171 | 10,725 | 10,726 | 12,175 | 10,724 | 7,505 | | | 100,965 |
| Breakfast Cost from LSI | | | 57,212 | 62,795 | 64,647 | 62,104 | 46,970 | 60,438 | 60,438 | 68,810 | 58,340 | 37,207 | | | 582,353 |
| Lunch Cost from LSI | | | 60,280 | 75,453 | 78,022 | 76,304 | 57,394 | 79,024 | 74,827 | 84,311 | 72,507 | 46,884 | | | 711,459 |
| Total Breakfast & Lunch Cost | | | 6,351 | 8,003 | 7,977 | 7,720 | 5,908 | 7,975 | 7,688 | 8,757 | 7,506 | 4,916 | | | 72,204 |
| Gain or (Loss) before FS Expenses | | | 60,180 | 75,453 | 78,022 | 76,304 | 57,394 | 79,024 | 74,827 | 84,311 | 72,507 | 46,884 | | | 711,459 |

**Nebraska City Public Schools
2022 Insurance RFP
Proposed Calendar**

| On or Before | | Description |
|---------------------|--------------------|---|
| Thursday | June 2, 2022 | Release RFP w/public notice (send to known companies: Alicap, EMC, AIG) |
| Friday | June 3, 2022 | Public Notice published in NewsPress |
| Friday | June 10, 2022 | Presentation to Finance Committee by Sheri Shonka, Alicap at 8:00 am |
| Friday | July 8, 2022 | Presentation to Finance Committee by Tom Farrell, EMC at 7:00 am |
| Friday | July 8, 2022 | Presentation to Finance Committee by , Scott Ochs AIG at 8:15 am |
| Friday | July 15, 2022 | Proposals DUE (12:00 PM-local time) (44 calendar days) |
| | | Board of Education meeting to review, analyze, and discuss proposals |
| Monday | August 8, 2022 | Board of Education Regular Meeting - formal action to approve contract |
| Thursday | September 1, 2022 | Insurance becomes effective |
| Tuesday | September 13, 2022 | 60-day RFP valid timeline expires |