

**MINUTES OF THE Regular Meeting OF THE BOARD OF REGENTS
GALVESTON COMMUNITY COLLEGE DISTRICT
4015 Avenue Q
Galveston, Texas 77550
Room M-220 – Moody Hall
Wednesday, October 12, 2022
5:30 PM**

At the Regular Meeting of the Galveston Community College District Board of Regents, duly held on Wednesday, October 12, 2022, in Room M-220 Galveston College 4015 Avenue Q Galveston, Texas 77550 of Moody Hall, commencing at 5:30 PM, the following Regents were present:

- Ms. Karen F. Flowers, Chairperson
- Mr. Fred D. Raschke, Vice Chairperson
- Mr. Michael B. Hughes, Secretary
- Mr. Armin Cantini
- Mr. Raymond Lewis, Jr.
- Ms. Mary R. Longoria
- Mr. Carroll G. Sunseri
- Ms. Rebecca T. Unbehagen

Faculty and staff present included Dr. W. Myles Shelton, President, Ms. Carla Biggers, Mr. M. Jeff Engbrock

- I. **Call to Order Regular Meeting**
- II. Moment of Silence and Pledge of Allegiance
- III. Certification of Posting Notice of Regular Meeting
- IV. Recognition of Guests
- V. Consider Approval of Minutes from the Public Hearing and Special Meeting of August 17, 2022 and the Regular Meeting of September 21, 2022 (*Action Item*) 3
- VI. Citizens Desiring to Appear Before the Board on Agenda and Non-agenda Items (*Please complete a request card prior to the start of the meeting. The Board Chairperson may limit the time of appearance before the Board to three minutes.*)
- VII. Informative Reports:
 - 1. Student Success Story (*Dr. W. Myles Shelton*) 16
 - 2. Unaudited Year-end Financial Reports for Fiscal Year 2021-22 25
 - 3. Monthly Financial Reports - September (*Mr. M. Jeff Engbrock*) 50
 - 4. Marketing Campaign (*Ed Chrnko*) 74
- VIII. Consideration of Consent Agenda 88
(The purpose of the consent agenda is to allow the Board to identify and approve action items which require no additional information or discussion and for which there is unanimous approval. Regents receive agenda

materials in advance of the meeting to prepare for the business to be conducted.)

IX. Action Items:

1. Consider Approval of Policies Committee Recommendation Regarding the Adoption of Proposed Revisions to Local Board Policies and Regulations 89
 - Section A - Basic District Foundations (AD, AE)
 - Section B - Local Governance (BBD, BBE, BH)
 - Section C - Business and Support Services (CF, CHF, CIA, CJA, CM)
 - Section D - Personnel (DK)
 - Section E - Instruction (ECC, EE, EFAA, EFB, EFBA, EGC)
 - Section F - Students (FB, FBA)
 - Section G - Community and Governmental Relations (GK)
2. Consider Authorizing the College President to Enter into a Contract to Sell at Auction the College Buses 92
3. Consider Approval of Proposal to Purchase Datacenter Networking and Server Equipment for Hardware Refreshes 96
4. Consider Approval of Proposal to Purchase Computers for Computer Lab Refreshes 97
5. Consider Approval of Proposal to Purchase Computers and Peripherals Used by Instructors in Classrooms and Laboratories 98
6. Consider Approval of Change in Course Fees for GOVT 2305 & GOVT 2306 to Pilot Inclusive Access Book Project 99
7. Consider Approval of Amendment to Interlocal Governmental Agreement for School Liaison Officer Program 100
8. Consider Approval of Amendment to Professional Landscaping Architecture Scope of Services 103
9. Consider Appointment of Voting Delegate and Alternate for the 2022 Association of Community College Trustees (ACCT) Leadership Congress 106

X. Special Reports and Comments:

1. Student Representative (*Ms. Crystal Anderson*)
2. Faculty Representative (*Ms. Liz Lacy*)
3. President (*Dr. W. Myles Shelton*)
4. Regents
5. Chairperson (*Ms. Karen F. Flowers*)

XI. Adjournment

**MINUTES OF THE PUBLIC HEARING AND SPECIAL MEETING
OF THE BOARD OF REGENTS
GALVESTON COMMUNITY COLLEGE DISTRICT
4015 Avenue Q
Galveston, Texas 77550
Room M-220 – Moody Hall
August 17, 2022
8:00 a.m.**

At the Public Hearing and Special Meeting of the Galveston Community College District Board of Regents, duly held on Wednesday, August 17, 2022, in Room M-220 of Moody Hall, commencing at 8:00 a.m., the following Regents were present:

Ms. Karen F. Flowers, Chairperson
Mr. Fred D. Raschke, Vice Chairperson
Mr. Michael B. Hughes, Secretary (attended virtually)
Mr. Garrik Addison
Mr. Armin Cantini
Dr. Norman Hoffman
Mr. Raymond Lewis, Jr. (attended virtually)
Ms. Mary R. Longoria
Ms. Carolyn Sunseri

Faculty and staff present included Dr. W. Myles Shelton, President, Mr. Ron Crumedy, Mr. M. Jeff Engbrock, Ms. Breanne Lorefice, Dr. Cissy Matthews, Dr. Van Patterson.

- I. CALL TO ORDER PUBLIC HEARING ON THE PROPOSED BUDGET FOR FISCAL YEAR 2022-23 AND THE PROPOSED 2022 TAX RATE:** Chairperson Flowers opened the Public Hearing at 8:00 a.m. in Room M-220 of Moody Hall and determined a quorum was present.
- II. MOMENT OF SILENCE AND PLEDGE OF ALLEGIANCE:** Ms. Flowers began with a moment of silence and asked Fred Raschke to lead the Pledge of Allegiance.
- III. CERTIFICATION OF PUBLISHING AND POSTING NOTICES OF PUBLIC HEARING:** Dr. Shelton confirmed that a notice of the Public Hearing on the proposed budget had been published on August 10, 2022, and a notice of the Public Hearing on the proposed tax rate was published on August 9, 2022, both in *The Daily News* and posted on August 12, 2022.
- IV. RECOGNITION OF GUESTS:** There were no individuals recognized as guests attending the meeting.
- V. PRESENTATION ON THE PROPOSED BUDGET FOR FISCAL YEAR 2022-23 AND THE PROPOSED 2022 TAX RATE:** Dr. Shelton presented the Proposed Budget for Fiscal Year 2022-23. The Education and General Fund (Fund 11) is a balanced budget totaling \$26,847,696, a 7.2 percent increase over the prior year, or (\$1,235,456). He noted highlights of the revenues and expenditures. This proposed budget includes the

V. PRESENTATION ON THE PROPOSED BUDGET FOR FISCAL YEAR 2022-23 AND THE PROPOSED 2022 TAX RATE: (Continued)

new tuition and fee schedule. State appropriations are the same as last year, and local taxes are based on a projected increase of \$216.2 million. A proposed tax rate of \$0.132 per \$100 of taxable property value was proposed for the 2022 tax year, which was determined to be sufficient to fund this proposed budget. Also included are the salary adjustments for employees, which includes a 3 percent increase in the salary schedule, a 2 percent increase for Employees of Record and a \$15 an hour and up for schedules A11, A12, and part time salary schedules.

VI. CITIZENS DESIRING TO APPEAR BEFORE THE BOARD ON THE PROPOSED BUDGET AND THE PROPOSED TAX RATE: There were no citizens present and desiring to appear before the Board on the proposed budget and proposed tax rate.

VII. ADJOURN PUBLIC HEARING: The public hearing was adjourned at 8:06 a.m.

VIII. CALL TO ORDER SPECIAL MEETING: Chairperson Flowers opened the Special Meeting at 8:06 a.m. in Room M-220 of Moody Hall. A quorum was present.

IX. CERTIFICATION OF POSTING NOTICE OF SPECIAL MEETING: Dr. Shelton confirmed that the notice of the Special Meeting had been properly posted on August 12, 2022.

X. ACTION ITEMS:

1. Consider Adoption of Budget for Fiscal Year 2022-23: Ms. Sunseri moved to approve the budget for fiscal year 2022-23 as presented; Mr. Addison seconded the motion. The motion passed unanimously.
2. Consider Adoption of Resolution Levying 2022 Property Tax Rate for Maintenance and Operations of the Galveston Community College District: A resolution providing for the levying of the tax rate for 2022 was presented for adoption. Mr. Raschke moved that the property tax rate be increased by the adoption of a tax rate of \$0.132 per \$100 of taxable value, which is effectively an 6.79 percent increase above the no-new-revenue tax rate. He further moved that the Board adopt the resolution levying the College's 2022 property tax rate for maintenance and operations as presented; Mary Longoria seconded. The motion passed unanimously.

XI. ADJOURN SPECIAL MEETING: There being no further business to come before the Board, the Special Meeting adjourned at 8:10 a.m.

Michael B. Hughes, Secretary

APPROVED AS CORRECT:

Karen F. Flowers, Chairperson

**MINUTES OF THE REGULAR MEETING OF THE BOARD OF REGENTS
GALVESTON COMMUNITY COLLEGE DISTRICT
4015 Avenue Q
Galveston, Texas 77550
Room M-220 – Moody Hall
September 21, 2022
5:30 p.m.**

At the Regular Meeting of the Galveston Community College District Board of Regents, duly held on Wednesday, September 21, 2022, in Room M-220 of Moody Hall, commencing at 5:30 p.m., the following Regents were present:

Ms. Karen F. Flowers, Chairperson- excused
Mr. Fred D. Raschke, Vice Chairperson
Mr. Michael B. Hughes, Secretary
Mr. Garrik Addison
Mr. Armin Cantini
Dr. Norman Hoffman
Mr. Raymond Lewis, Jr.
Ms. Mary R. Longoria
Ms. Carolyn L. Sunseri

Faculty and staff present included Dr. W. Myles Shelton, President, Ms. Carmen Allen, Ms. Veronica Atterberry, Mr. Deon Botha, Mr. Conrad Breitbach, Mr. Ed Chrnko, Mr. Ron Crumedy, Ms. Jaquelyn Emmert, Mr. Andre Isbell, Ms. Amanda Jones, Ms. Liz Lacy, Ms. Breanne Loreface, Mr. Jeffrey McDonald, Mr. Paul Mendoza, Dr. Van Patterson, Dr. Ashley Salazar, and Ms. Nicole Stevens.

- I. CALL TO ORDER REGULAR MEETING:** Vice Chair Raschke opened the Regular Meeting at 5:36 PM in Room M-220 of Moody Hall and determined a quorum was present.
- II. MOMENT OF SILENCE AND PLEDGE OF ALLEGIANCE:** Mr. Raschke began with a moment of silence and asked Mr. Lewis to lead the Pledge of Allegiance.
- III. CERTIFICATION OF POSTING NOTICE OF REGULAR MEETING:** Dr. Shelton confirmed that the notice of the Regular Meeting had been properly posted on September 16, 2022.
- IV. RECOGNITION OF GUESTS:** There were no guests recognized.
- V. CONSIDER APPROVAL OF MINUTES FROM THE AUGUST 10, 2022 REGULAR MEETING OF THE BOARD OF REGENTS:** A reading of the minutes was waived. Mr. Hughes moved to approve the minutes as published; Ms. Carolyn Sunseri seconded. The motion passed unanimously.

VI. CITIZENS DESIRING TO APPEAR BEFORE THE BOARD ON AGENDA AND NON-AGENDA ITEMS: There were no citizens desiring to appear before the Board.

VII. INFORMATIVE REPORTS:

1. Student Success Story: Dr. Shelton introduced this agenda item and Ms. Carmen Allen who presented on Galveston College Course Evaluations. Ms. Allen's presentation included information about the purpose of the evaluations, and how the evaluations have recently been redesigned. Six factors are evaluated. Factor 1: Course Organization/Planning received an average score of 4.46 out of 5. Factor 2: Clarity/Communication Skills received an average score of 4.48 out of 5. Factor 3: Teacher-Student Interaction received an average score of 4.54 out of 5. Factor 4: Course Difficulty/Workload received an average score of 4.36 out of 5. Factor 5: Grading/Examinations received an average score of 4.49 out of 5. Factor 6 is a Student Self Evaluation, and students evaluated how many hours per week they spend working on the course, and what grade they expect to earn. The overall course rating average score is 4.45 out of 5. Future Plans include expanding the evaluations to all the courses, increase response rates, and match data with demographic characteristics for equity analysis.

Discussion was had on when the evaluations are collected from the students. Ms. Allen stated that the evaluations are received before the finals, usually during the 13th or 14th week of class. Results are not released to the instructors until after grades are assigned. Mr. Cantini asked if there were a lot of response to the open-ended questions. Ms. Allen stated that yes, they have that information and can share it with the Regents if they would like. Further discussion was had on the reliability factor, which is a statistical calculation that tells you how closely related the questions are. Ms. Longoria asked which course were evaluated, and Ms. Allen shared that all 16week courses were evaluated.

2. Monthly Financial Reports – August: Dr. Shelton presented the August report. He stated that the revenue generated for the year is 25.6 million. This is slightly above budget. Tuition and fee revenue is down about \$400,000 from the budget number. This is made up for under local revenues, where we have a budget of \$123,000, and we collected \$947,000. Part of that is due to the increase in interest rates. We collected \$112,000 more in interest than anticipated. The lions share of that additional revenue comes from HEERF funds. Total expenditures for the year are 22.5 million. There will be some bills that come in September, that will have to be charged to August. This is 89% of the budget for expenditures. The Auxiliary Budget, Fund 71 and Fund 72 have not been closed out yet. We are in solid shape and there will be cash to add to the fund balance. Dr. Shelton added that the Board will start to see the expenditures for the construction budget on pages 37 and 38. A separate accounting of the Bonds is on page 40.
3. Presentation of Chief Executive Officer Certification and Report Under Texas Education Code, Section 51.253(c) for the 2021-22 Academic Year-First through Fourth Quarters: Dr. Shelton presented this item to the Committee. The College is required to report in either the fall or the spring, on the issues related to sexual harassment, sexual assault, date violence, and stalking that are defined under the

Texas Education Code. When complaints are received the College is required to assess those complaints and act on those complaints. Over the last 12 months three complaints were received, and there were three investigations. No policy violations were found.

Discussion was had on what the process is for a student to file a complaint. Dr. Shelton explained that anyone who is in a position of authority who has knowledge of a situation, is required to report that. All of the reports are sent to Dr. Lantz, who is the Title IV Coordinator. If it is a student on student complaint, then Mr. Crumedy becomes involved. If it involves faculty, then the appropriate Vice President is included. There is also a way to anonymously make a report on the website. Students are also informed at Orientation.

VIII. CONSENT AGENDA: Mr. Raschke proceeded with the Consent Agenda. Ms. Longoria moved to approve the Consent Agenda and Action Item Nos. 1,2,3,11,12,13,14,15,16; Ms. Sunseri seconded. The motion passed unanimously. A copy of the Consent Agenda is attached as **Exhibit A**.

X. ACTION ITEMS:

1. Consider Approval the Expenditure for the Ellucian Annual Contract for CRM Advise and Student Planning Under the Department of Education Title V Grant for Fiscal Year 2022-2023: The Board unanimously approved the expenditure for the Ellucian Annual Contract for CRM Advise and Student Planning Under the Department of Education Title V Grant for Fiscal Year 2022-23. This item was passed in the Consent Agenda.
2. Consider Approval of Proposal for Ellucian Colleague Consultant Services: The Board unanimously approved the proposal for Ellucian Colleague Consultant Services. This item was passed in the Consent Agenda.
3. Consider Approval of Updated Instructional Agreement for Dual Credit/Early Admissions Enrollment Classes for Academic Year 2022-23 with Hamshire-Fannett: The Board unanimously approved the updated instructional agreement for Dual Credit/Early Admissions Enrollment Classes for academic year 2022-23 with Hamshire-Fannett. This item was passed in the Consent Agenda.
4. Consider Approval of the Facilities Committee Recommendation Regarding Bids for the New Parking Lot Located on the North Side of Avenue Q: Mr. Hughes, Chairperson of the Facilities Committee, presented this item. He reported that the Facilities Committee met on this item in a meeting at 4 PM this afternoon and reviewed the bids for the New Parking Lot Located on The North Side of Avenue Q. It was the Committees recommendation and Mr. Hughes moved to award the contract to Satterfield and Pontikes Construction.

Discussion was had. Mr. Addison and Dr. Hoffman expressed concerns about the cost of the project. Mr. Addison was concerned about the overall cost of the project. Dr. Hoffman was concerned that only one bid was received.

The motion passed 6-2 (Mr. Addison and Dr. Hoffman opposed).

5. Consider Approval of Facilities Committee Recommendation on the Proposal for the Architectural and Engineering Services for the Renovation of the Second Floor Northen Building and Other Associated Areas: Mr. Hughes reported that the Facilities Committee reviewed this item and recommended that the Board award the contract to PBK Architects for the architectural and engineering services for the renovation of the second floor Northen Building and other associated areas. Motion passed unanimously.
6. Consider Approval of the Facilities Committee Recommendation on the Proposed Fifth Amendment to the Lease Agreement Between Galveston College and McCoy Corporation: Mr. Hughes reported that the College owns property on Broadway, west of 61st Street that McCoy Corporation has had a lease on for many years. McCoy has asked to extend the lease term for four years, and the Committee recommended approval of the Fifth Amendment to the Lease Agreement Between Galveston College and McCoy Corporation. Motion passed unanimously.
7. Consider Approval of the Facilities Committee Recommendation on Authorizing the College President to Enter Into a Contract With an Electricity Provider Through the Houston-Galveston Area Council (H-GAC) Interlocal Agreement: Mr. Hughes reported that the Facilities Committee met on this item prior to the meeting and the Committee recommended to authorize the President to solicit proposals for the electricity bid and execute an agreement. Motion passed unanimously.
8. Consider Approval of Facilities Committee Recommendation on Proposal to Replace Moody Hall Window Seals: Mr. Hughes reported that the Facilities Committee listened to a presentation from Staff on the lack of sealant around the windows at Moody Hall. A job order contract from Generosity Services was presented in the amount of \$144, 478.16 and the Committee recommended approval to the Board. Motion passed unanimously.

Consider Approval of Facilities Committee Recommendation for Asbestos Abatement and Structural Demolition of House Located at 4002 Avenue Q: Mr. Hughes stated that three written quotes were requested from three vendors for the asbestos abatement and structural demolition of the house located at 4002 Avenue Q. Only one was received, from A&M Environmental, LLC in the amount of \$22,700. The Facilities Committee did not make a recommendation on this item. Mr. Hughes moved to accept the bid from A&M Environmental, LLC in the amount of \$22,700 for the asbestos abatement and demolition of the house located at 4002 Avenue Q; Mr. Lewis seconded the motion. Motion passed unanimously.

Discussion was had on if this type of abatement work has been done on any other houses and if the price seemed reasonable based on that work. Dr. Shelton stated yes. Before you can get the permit to tear the structure down, there is testing to see what is asbestos and what isn't, and then you have to go through an abatement process, and an inspection that monitors that, and ensures that it is all out of there before you begin the demolition process. Based on the experience that we had with the three houses on Avenue R, this is in line.

9. Consideration of MOU Between Galveston College Foundation and Galveston College for Funds Donated to the Building Tomorrow Capital Campaign: Dr. Shelton presented this item to the Board. The Foundation Board Chair wanted direction and guidance on how to treat funds that are given to the Foundation for this campaign, how those funds will be invested, and authorization to transfer those funds to the College at the appropriate time. At this point in time, 5.3 Million in pledges or cash has been raised. Those funds are currently in a holding account, pending execution of the MOU. The funds that have come in at this point in time, are funds that will be held continually by the foundation and become part of the endowment, or programs that are offered in the Health Sciences Center Building. This MOU outlines what the Foundation and the College both agree to. Dr. Shelton recommended approval of the MOU.

Discussion was had on if the funds would reduce the amount of indebtedness of the College and how they will be invested short term to protect the principal. It was stated that the Foundation would hold the funds similar to what it did with the funds when the Siebel Housing was built. Discussion was had on the Moody Grant. Dr Shelton stated that the College received 2.5 Million that has been added to the endowment. Next year the College will receive 2.5 Million that will go to bricks and mortar.

Mr. Addison made a motion to approve the MOU between Galveston College Foundation and Galveston College for funds donated to the Building Tomorrow Capital Campaign; Ms. Longoria seconded the motion. Motion passed unanimously.

10. Consider Approval of Proposal for Hotel Room and Catering Contract for the 2023 Women In Industry Conference: The Board unanimously approved the proposal for the hotel room and catering contract for the 2023 Women In Industry Conference. This item was passed in the Consent Agenda.
11. Consider Acceptance of U.S. Department of Education Title V Grant Award-Developing Hispanic-Serving Institutions (DHSI) Program for the Project Year 2022-23: The Board unanimously accepted the U.S. Department of Education Title V Grant Award-Developing Hispanic-Serving Institutions (DHSI) program for the project year 2022-23. This item was passed in the Consent Agenda.
12. Consider Approval of Proposal to Contract with Assessment Technologies Institute (ATI) to offer Education Resources to Nursing Students: The Board unanimously approved the proposal to contract with Assessment Technologies Institute (ATI) to offer Education Resources to nursing students. This item was passed in the Consent Agenda.
13. Consider Ratifying Acceptance of Texas Higher Education Coordinating Board Carl D. Perkins Career and Technical Education Basic Grant Award for Program Year 2022-23: The Board unanimously ratified acceptance of the Texas Higher Education Coordinating Board Carl D. Perkins Career and Technical Education Basic Grant Award for program year 2022-23. This item was passed in the Consent Agenda.

14. Consider Ratifying Appointment of Full-time Instructor: The Board unanimously ratified the appointment of Ashley Salazar, Nursing Simulation Lab Coordinator/Instructor. This item was passed in the Consent Agenda.

15. Consider Acceptance of Fiscal Year 2021-22 Fourth Quarter Investment Report: The Board unanimously accepted the fiscal year 2021-22 Fourth Quarter Investment Report. This item was passed in the Consent Agenda.

X. Adjournment to Closed Meeting in Room M-220: The Board of Regents, as authorized by the Open Meetings Act, Texas Government Code, Chapter 551, reserves the right to enter into a closed meeting under the following provision of the Act: Section 551.072 – Deliberations about Real Property, to deliberate the purchase and value of real property to avoid any detrimental effect on the position of the College in negotiations with third parties.

The Board did not adjourn to a Closed Meeting.

XI. **Reconvene Regular Board of Regents (Open) Meeting in Room M-220**

XII. **CONSIDER APPROVAL OF THE FACILITIES COMMITTEE RECOMMENDATION REGARDING THE PURCHASE OF REAL PROPERTY:** Mr. Hughes stated that after discussion at the Facilities Committee Meeting, it was the Committees recommendation that the Board approve the President of Galveston College to purchase real property. The motion passed unanimously.

XI. **SPECIAL REPORTS AND COMMENTS:**

1. Student Representative: Ms. Crystal Anderson, Student Government President, presented the SGA Report. Highlights included:
 - President, Crystal Anderson, and Vice President, Bertrina “Trina” Woodard were sworn in on May 31, 2022.
 - Housing Students moved in on August 24, received GC swag bags, and had lunch with parents at Mr. C’s. The next day they attended an orientation and had a pool party.
 - Students were treated to Donuts and Directions by Student Life at both GC and ATC locations on the first two days of classes. GC Swag and Photo Op Stations were also provided by the Public Affairs Office.
 - Student Life appreciates Student Services Kay Reagan for organizing the Gulf Coast Regional Blood Drive on August 30. GC had 17 donors that provided 21 units of blood!
 - A Whitecaps Club & Organization (C&O) and Resources Fair took place on September 7th on the lower Regents Hall hallway for students to learn about and sign-up for a C&O. Forty large pizzas provided by Student Life were consumed by students and volunteers attending the event!
 - Galveston College marked 9/11 with a Remembrance Ceremony, and Patriot Day mini-display and webpage info provided by the David Glen Hunt Memorial Library.

- The Galveston College Career Closet opened on September 13, which provides clothes for students to wear for job interviews or more formal occasions.
- Student Life served Hot Dogs and Apple (Assorted) Pies for an evening Whitecaps softball scrimmage on September 14.
- Constitution Day was celebrated on September 16 in the GC Cyber Café.

Upcoming September Student Life events:

22, SGA Meeting

- 4:30 PM, Seibel Wing Board Room

22, Howl After Dark (Art, Literature, Music, Poetry)

- 7 PM, Cheney Student Center

23, Games with Graves (Student Choice)

- 11 AM – 1 PM, Cheney Student Center

26, Pigskin Picks Contest

26, SGA Voter Registration Drive/National Choose your Chocolate (Cookies) Day

- 11 AM – 1 PM, ATC Administration Lobby

27, Suicide Awareness Presentation, Gulf Coast Center

- 12 PM, Seibel Wing West

27, Galveston Prime Time Movie

- 7 PM

28, WC Baseball Scrimmage

- 1 PM

28, Intramural: Co-Ed Beach Volleyball

- 7 PM, Crocket Park

29, Intramural: Singles Ping Pong Tourney

- 7 PM, Hermes Fitness Center

29, Hispanic Heritage Month Lunch & Galveston's Hispanic History GHF Display in Mr. C's

- 11 AM – 2 PM, Mr. C's Dugout
- 1st 50 (Non-housing students free)

2. Faculty Representative: Ms. Liz Lacy, Faculty Senate President, presented the faculty report. Highlights included the following:

- Dr. Bytautas, Assistant Professor of Chemistry, along with six other chemists, have published a chapter in the *Frontiers in Computational Chemistry* book series (volume 6).
- Cosmetology students are taking appointments on Mondays and Thursdays from 8:30 a.m. to 3:30 p.m. for keratin treatments, silk presses, and hair repair and conditioning cocktails.
- New faculty members were introduced:
 - Dr. Jacquelyn Emmert, Instructor of Biology
 - Dr. Andre Isbell, Instructor of Criminal Justice and Program Director

- Amanda Jones, Instructor or Visual Arts & Program Coordinator of Visual Arts
 - Jeffrey McDonald, Instructor of EMS & Program Director of EMS
 - Dr. Ashley Salazar, Instructor of Associate Degree in Nursing/Simulation Lab Coordinator
 - Nicole Stephens, Instructor of BSN
 - Shelly Downes, Instructor of English, and the new Program Coordinator of English, Humanities, and Philosophy
3. President: Dr. Shelton shared a video clip from the Lecture Series held on September 20 with Christina Koch, NASA Astronaut, where she encouraged a young student to pursue an education at Galveston College. Dr. Shelton went on to share the draft recommendations from the Texas Commission on Community College Finance. The recommendations will be voted on, on October 18. Mr. Cantini gave a brief statement addressing the recommendations from the Texas Commission on Community College Finance. Dr. Shelton let Board members know that there are some professional development opportunities coming up for them, including the ACCT Leadership Congress, October 26-29 and the Texas Higher Education Coordinating Board Higher Education Leadership Conference December 7-8.
4. Regents: There were no reports.
5. Chairperson: Mr. Raschke thanked Chef Paul Mendoza and his culinary students for an amazing two nights of Five Fabulous Chefs. Mr. Raschke thanked faculty and staff for all you do and thanked them for making every opportunity for our students to succeed.

XI. ADJOURNMENT: There being no further business to come before the Board, the Regular Meeting adjourned at 6:41p.m.

Michael B. Hughes, Secretary

APPROVED AS CORRECT:

Fred Raschke, Vice Chair

Consideration of Consent Agenda

The consent agenda format is an organization process for meetings that allows the governing board to focus its time and attention on action items that require more elaboration, information, and/or discussion. The intent of the consent agenda is to support efficiency and effectiveness of the meeting.

A roll call of individual action items will determine the consent agenda. If a Regent has a question or plans to cast a negative vote regarding a specific recommendation, then the Regent(s) need to acknowledge their intention to the Chairperson by show of hand during the roll call. This action item will be considered in the regular order of business as an individual action item.

Those action items that the Regents plan to approve without further question or discussion will be placed on the consent agenda during roll call of individual action items. Upon the creation of the consent agenda, a motion, a second to the motion, and unanimous approval of the Board of Regents is needed to approve the action items. Upon approval of the consent agenda, the Board of Regents will proceed with the remainder of the agenda.

Tally of
Action Items:

	<u>Consent Agenda</u>	<u>President Recommended Separate Action</u>	<u>Board Separate Action</u>	<u>Page #</u>
#1 – Consider Approval of Renewing Ellucian Annual Contract for CRM Advise and Student Planning Under the Department of Education Title V Grant for Fiscal Year 2022-2023	✓			47
#2 – Consider Approval of Proposal for Ellucian Colleague Consultant Service	✓			50
#3 – Consider Approval of Updated Instructional Agreement for Dual Credit/Early Admissions Enrollment Classes for Academic Year 2022-23 with Hamshire-Fannett	✓			62
#4 – Consider Approval of the Facilities Committee Recommendation Regarding Bids for the New Parking Lot Located on the North Side of Avenue Q		✓		76
#5 – Consider Approval of Facilities Committee Recommendation on the Proposal for the Architectural and Engineering Services for Renovation of the Second Floor Northern Building and Other Associated Areas		✓		77
#6 - Consider Approval of the Facilities Committee Recommendation on the Proposed Fifth Amendment to the Lease Agreement Between Galveston College and McCoy Corporation		✓		82
#7 – Consider Approval of the Facilities Committee Recommendation on Authorizing the College President to Enter Into a Contract With an Electricity Provider Through the Houston-Galveston Area Council (H-GAC) Interlocal Agreement		✓		86
#8 – Consider Approval of Facilities Committee recommendation on Proposal to Replace Moody Hall Window Seals		✓		87

#9 – Consider Approval of Facilities Committee Recommendation for Asbestos Abatement and Structural Demolition of House Located at 4002 Avenue Q		✓		92
#10 – Consideration of MOU Between Galveston College Foundation and Galveston College for Funds Donated to the Building Tomorrow Capital Campaign		✓		93
#11 - Consider Approval of Proposal for Hotel Room and Catering Contract for the 2023 Women In Industry Conference	✓			96
#12 - Consider Acceptance of U.S. Department of Education Title V Grant Award-Developing Hispanic-Serving Institutions (DHSI) Program for the Project Year 2022-23	✓			97
#13 - Consider Approval of Proposal to Contract with Assessment Technologies Institute (ATI) to offer Educational Resource to Nursing Students	✓			101
#14 - Consider Ratifying Acceptance of Texas Higher Education Coordinating Board Carl D. Perkins Career and Technical Education Basic Grant Award for Program Year 2022-23	✓			109
#15 - Consider Ratifying Appointment of Full-time Instructor	✓			111
#16 - Consider Acceptance of Fiscal Year 2021-22 Fourth Quarter Investment Report	✓			112

Student Success Story

Dr. W. Myles Shelton, President, will present the Student Success Story for the month.



Houston GPS Equity Report

STUDENT SUCCESS STORY
OCTOBER 2022

Overview of Houston GPS



GC.EDU

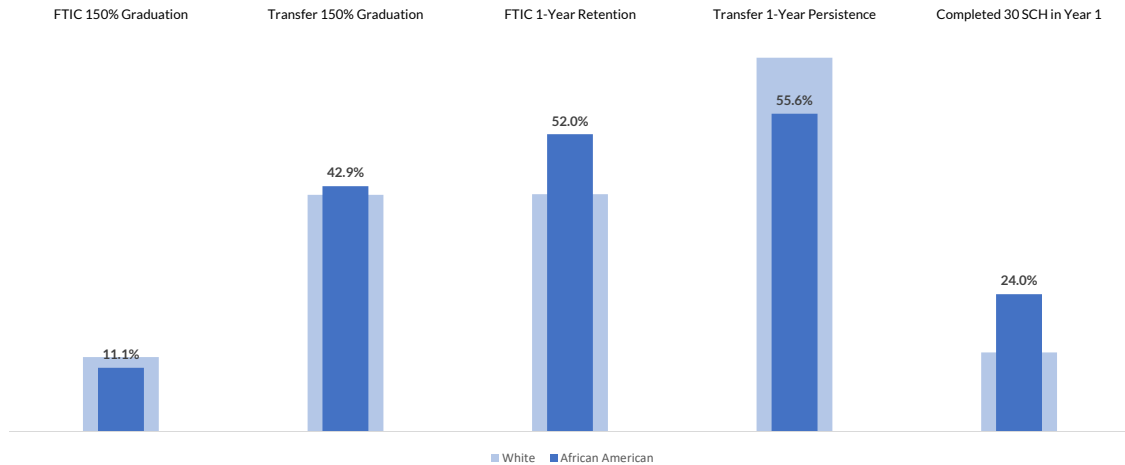
Equity Comparisons

Target Equity Group	Peer Comparison Group
African American	White
Hispanic	White
Male	Female
First-Generation	Not First-Generation
Pell-Eligible	Not Pell-Eligible

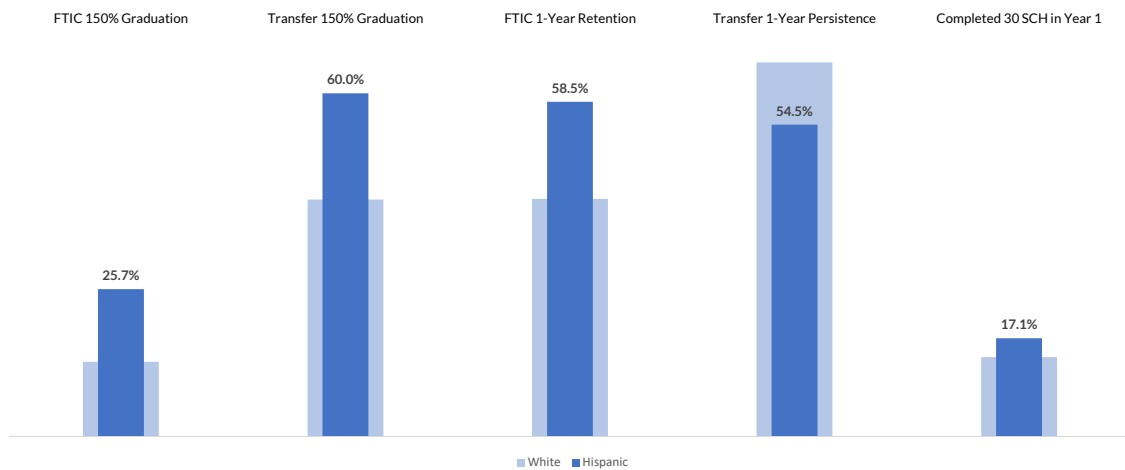
2021-22 Graduation, Retention, & First Year Credit Accumulation



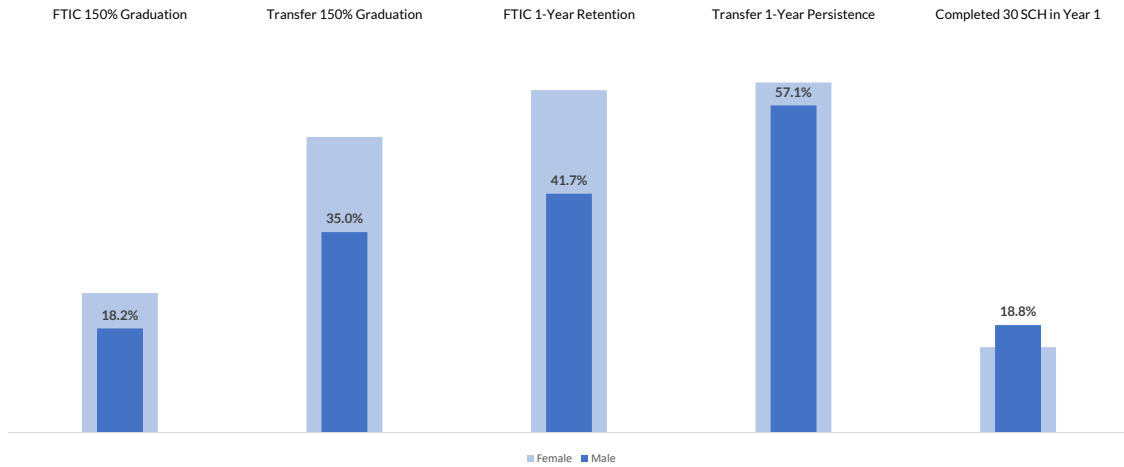
Equity Gaps: African American Students



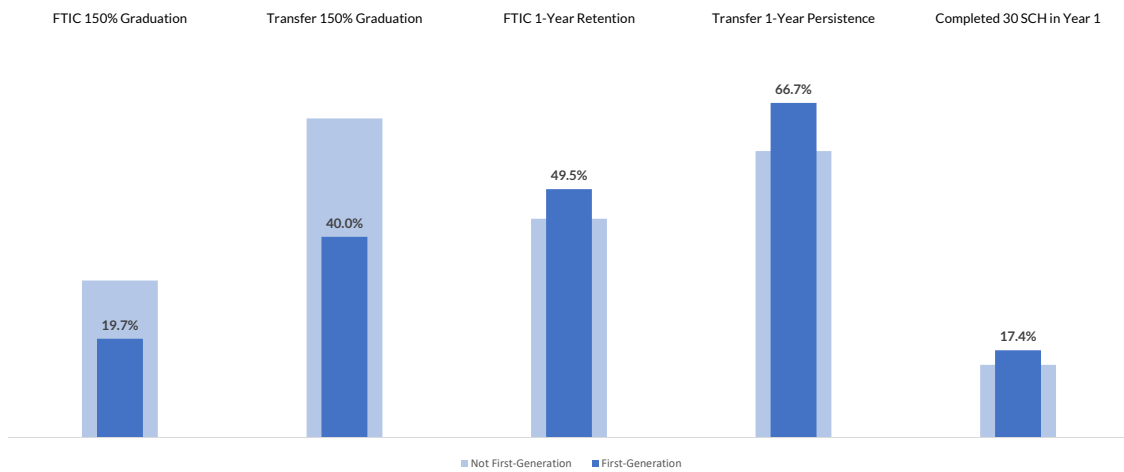
Equity Gaps: Hispanic Students



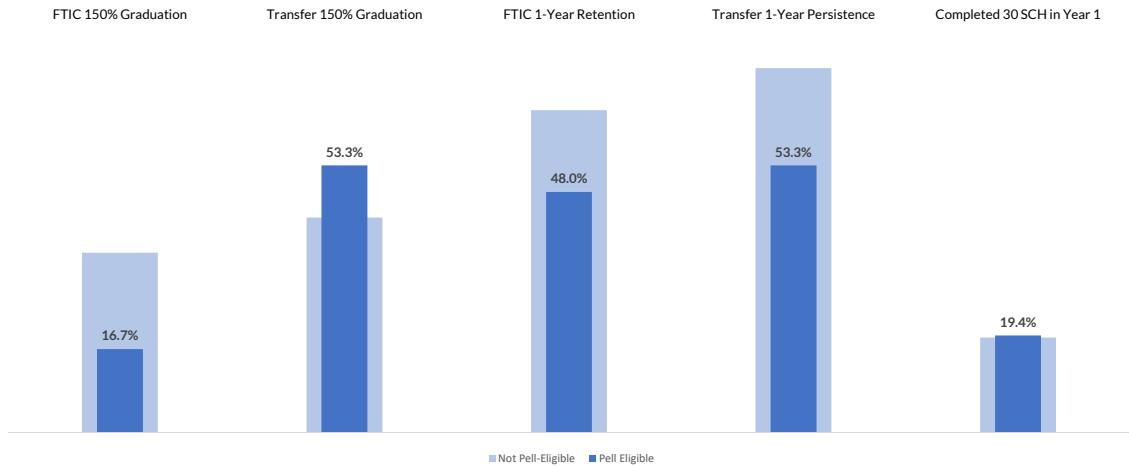
Equity Gaps: Male Students



Equity Gaps: First Gen Students



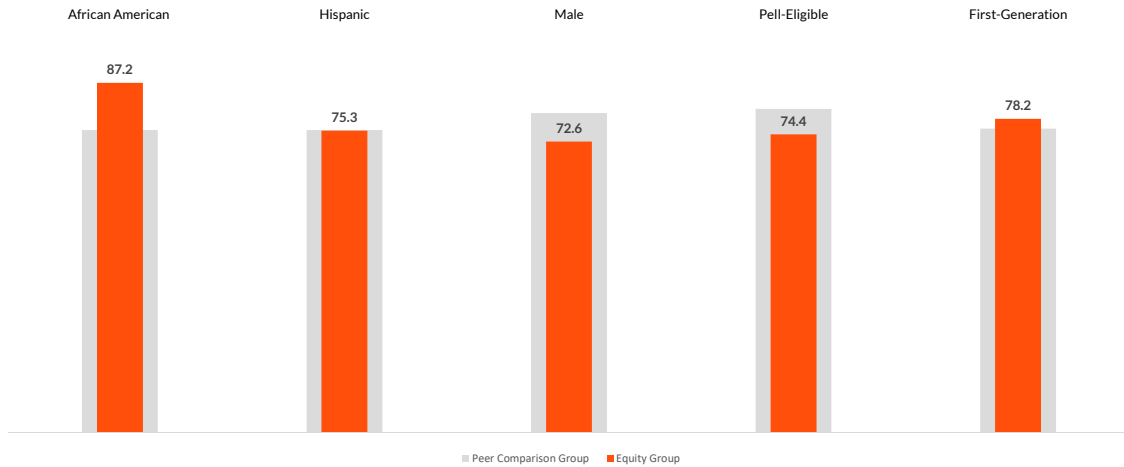
Equity Gaps: Pell-Eligible Students



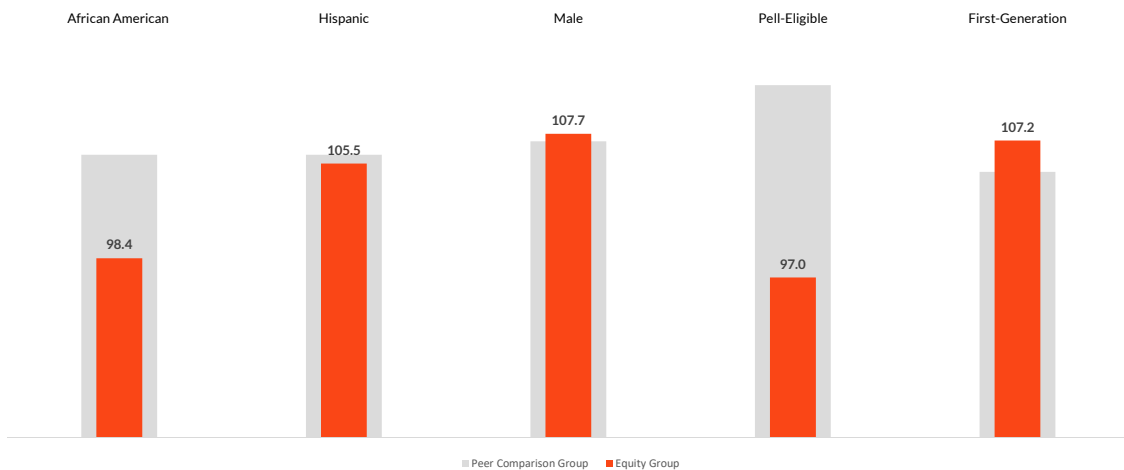
2021-22 Credits to Degree



FTIC Credits to Degree Equity Gaps



Transfer Credits to Degree Equity Gaps



Equity Gap Improvements Since 2020-21

Equity Group	FTIC 150% Graduation	Transfer 150% Graduation	FTIC 1-Year Retention	Transfer 1-Year Retention	Completion of 30 Hours in Year 1	FTIC Credits to Degree	Transfer Credits to Degree
African American	✓	✓	✓		✓	✓	
Hispanic						✓	✓
Male	✓			✓	✓		✓
First-Generation		✓		✓			
Pell-Eligible						✓	



Takeaways

- Both male students and Pell-eligible students show equity gaps for 5 out of 7 metrics.
- Equity gaps for African American students improved since 2020-21 for 5 out of 7 metrics.
- The goal is to continue to see differences between target groups and their peers continue to decrease.





Questions?

Unaudited Year-end Financial Reports for Fiscal Year 2021-22

Mr. M. Jeff Engbrock, Comptroller/CFO, will provide an update on the unaudited year-end financial reports for fiscal year 2021-22.

Operating Fund Revenue Summary Sheet October 2022 Meeting

As of August 31, 2022 (100% of Year) @ 10/1/22

Source	Budgeted 2021/2022	Year-to-Date		
		Received (\$) 2021/2022	Received (%) 2021/2022	Received (%) 2020/2021
State Funds	\$4,799,136	\$4,799,146	100.0%	100.0%
Tuition and Fees	\$4,953,852	\$4,552,962	91.9%	119.1%
Local Taxes	\$15,461,791	\$15,457,871	100.0%	100.8%
Local Revenues	\$123,750	\$1,056,522	853.8%	213.7%
Total Revenue	\$25,338,529	\$25,866,501	102.1%	104.8%

Operating Fund Expenditure Summary Sheet October 2022 Meeting

As of August 31, 2022 (100% of Year) @ 10/1/22

Source	Budgeted 2021/2022	Year-to-Date		
		Expended (\$) 2021/2022	Expended (%) 2021/2022	Expended (%) 2020/2021
Instruction	\$8,528,541	\$7,971,145	93.5%	96.9%
Community Service	\$30,929	\$1,394	4.5%	12.7%
Academic Support	\$1,766,415	\$1,748,638	99.0%	98.1%
Student Services	\$2,430,074	\$2,694,245	110.9%	103.4%
Institutional Support	\$6,078,023	\$5,100,730	83.9%	84.9%
Staff Benefits	\$27,000	\$384	1.4%	1701.2%
Operations/ Maintenance	\$3,149,588	\$3,227,007	102.5%	91.1%
Interfund Transfers (out)	\$3,327,959	\$1,954,032	58.7%	43.4%
Total Expenditures	\$25,338,529	\$22,697,573	89.6%	89.7%

GALVESTON COLLEGE
Fund 11 Education and General

August 31, 2022

	Current year	Current year	Current year	Current year	Current year	Current year	Current year	Current year	Current year
	Budget	(MTD) Actual	(YTD) Actual	Encumbrances	Remaining	% Expended	2022	2022	2022
	2022	August	2022	2022	2022	2022	2022	2022	2022
Revenue by State Classification									
State Funds	4,799,136	455,918	4,799,146	0	(10)	100.0%			
Tuition	2,727,422	505	2,362,257	0	365,165	86.6%			
Course Fees	2,792,257	5,945	2,646,255	0	146,002	94.8%			
Exemption\Waivers	(565,827)	(1,256)	(455,550)	0	(110,277)	80.5%			
Local Taxes	15,461,791	202,421	15,457,871	0	3,920	100.0%			
Local Revenue	119,750	157,043	1,049,555	0	(929,805)	876.5%			
Sales and Services	4,000	1,853	6,967	0	(2,967)	174.2%			
Total Revenue	25,338,529	822,430	25,866,501	0	(527,972)	102.1%			

Expenditures by State Classification

instructions	8,414,294	1,317,004	7,971,145	267	442,883	94.7%			
Community Service	30,929	0	1,394	0	29,536	4.5%			
Academic Support	1,770,315	279,749	1,748,638	22	21,655	98.8%			
Student Services	2,433,792	611,832	2,694,245	66	(260,519)	110.7%			
institutional Support	5,743,126	369,798	5,100,730	1,511	640,886	88.8%			
Operations And Maintenances	3,591,114	773,737	3,227,007	0	364,106	89.9%			
Staff Benefits	27,000	(43,473)	384	0	26,616	1.4%			
Inter-Fund Appropriation	3,327,959	(662,815)	1,954,032	0	1,373,927	58.7%			
Expenditures Total	25,338,529	2,645,831	22,697,573	1,866	2,639,090	89.6%			

Expenditures by Type

General Operating	3,316,950	577,474	2,747,139	(723)	570,534	82.8%			
Contracted Services	2,634,348	294,759	2,374,876	(164)	259,635	90.2%			
Travel	355,861	28,650	264,039	0	91,822	74.2%			
Equipment	513,951	(180,887)	258,051	2,753	253,147	50.2%			
Utilities	925,000	166,473	667,429	0	257,571	72.2%			
Faculty Full Time	4,135,571	340,838	3,918,410	0	217,161	94.7%			
Faculty Overloads\Adjunct	1,797,202	109,409	1,393,013	0	404,189	77.5%			
Stipends	401,894	36,414	393,550	0	8,344	97.9%			
Administrator Salaries	1,927,457	204,635	1,935,432	0	(7,975)	100.4%			
Professional Technical Salaries	2,035,533	146,942	1,867,632	0	167,901	91.8%			
Classified Salaries	2,121,043	171,773	2,086,665	0	34,378	98.4%			
Part-Time Salaries	436,941	29,057	339,775	0	97,166	77.8%			
Staff Benefits	1,408,819	1,383,109	2,497,531	0	(1,088,712)	177.3%			

GALVESTON COLLEGE
Fund 11 Education and General

Interfund Appropriations	3,327,959	(662,815)	1,954,032	0	1,373,927	58.7%
Expenditures Total	25,338,529	2,645,831	22,697,573	1,866	2,639,090	89.6%
Excess Rev/Exp	0	(1,823,402)	3,168,927			

Galveston College

Fund 11 Detail Rev\Exp

as of the end of August 2022

	Budget 2022	(MTD) Actual August	(YTD) Actual 2022	Actual 2022	Encumbrances 2022	Available 2022	% of Budget 2022
State Appropriation							
Academic/Technical	\$3,527,300	\$351,057	\$3,695,342	\$0		(\$168,042)	104.8%
Incentive	\$591,430	\$36,473	\$383,932	\$0		\$207,498	64.9%
Core	\$680,406	\$68,388	\$719,872	\$0		(\$39,466)	105.8%
Health Insurance	\$0	\$0	\$0	\$0		\$0	NaN
Total	\$4,799,136	\$455,918	\$4,799,146	\$0		(\$10)	100.0%
Tuition							
In District Tuition	\$1,071,315	(\$105)	\$972,912	\$0		\$98,404	90.8%
Out of District Tuition	\$798,300	(\$795)	\$785,607	\$0		\$12,693	98.4%
Non Resident Tuition	\$365,500	\$0	\$364,352	\$0		\$1,148	99.7%
CE Workforce Training	\$175,790	\$0	\$87,021	\$0		\$88,769	49.5%
CE Workforce Info Tech	\$27,337	\$0	\$0	\$0		\$27,337	0.0%
CE Workforce Health Prof	\$242,380	\$960	\$120,878	\$0		\$121,502	49.9%
CE Leisure Learning	\$46,800	\$445	\$31,487	\$0		\$15,313	67.3%
CE Childrens Programs	\$0	\$0	\$0	\$0		\$0	NaN
Total	\$2,727,422	\$505	\$2,362,257	\$0		\$365,165	86.6%
Course Fees							
Building Use Fee	\$1,172,457	(\$504)	\$1,054,939	\$0		\$117,518	90.0%
Student Service Fee	\$65,763	(\$22)	\$58,036	\$0		\$7,727	88.2%
General Service Fee	\$277,605	(\$96)	\$240,139	\$0		\$37,466	86.5%
Registration Fee	\$175,817	(\$116)	\$145,533	\$0		\$30,284	82.8%
Out of District Fee	\$451,245	(\$382)	\$448,299	\$0		\$2,946	99.3%
Course and Lab fees	\$294,680	(\$463)	\$279,633	\$0		\$15,047	94.9%

Galveston College
Fund 11 Detail Rev\Exp
as of the end of August 2022

	Budget	(MTD) Actual	(YTD) Actual	Encumbrances	Available	% of Budget
	2022	August	2022	2022	2022	2022
Distance Education fee	\$195,990	(\$91)	\$253,969	\$0	(\$57,979)	129.6%
Distance Education fee N/R	\$16,180	\$0	\$11,090	\$0	\$5,090	68.5%
Testing Fees	\$21,800	\$5,754	\$33,918	\$0	(\$12,118)	155.6%
Testing Fees GED	\$4,500	(\$2,329)	(\$2,729)	\$0	\$7,229	(60.6)%
Testing Fees-Contract	\$6,650	\$4,486	\$19,645	\$0	(\$12,995)	295.4%
Late Registration Fees	\$4,000	(\$75)	\$7,938	\$0	(\$3,938)	198.4%
Schedule Change Fees	\$1,720	(\$40)	\$2,380	\$0	(\$660)	138.4%
Student Health\Insurance Fees	\$70,850	(\$34)	\$53,172	\$0	\$17,679	75.0%
SurCharge 3peat > 27 Dev hrs	\$33,000	(\$144)	\$40,293	\$0	(\$7,293)	122.1%
Other fees	\$0	\$0	\$0	\$0	\$0	NaN
Total	\$2,792,257	\$5,945	\$2,646,255	\$0	\$146,002	94.8%
Exemption/Waivers						
Competitive Waiver	(\$31,501)	\$0	(\$12,458)	\$0	(\$19,044)	39.5%
Foster Care	(\$19,660)	\$0	(\$15,808)	\$0	(\$3,852)	80.4%
Hazelwood Waiver Credit	(\$18,437)	\$85	(\$16,384)	\$0	(\$2,053)	88.9%
Hazelwood Dependant	(\$32,103)	\$0	(\$29,551)	\$0	(\$2,552)	92.1%
Concurrent Enrollment	(\$463)	\$0	\$0	\$0	(\$463)	0.0%
Blind	(\$4,169)	\$0	(\$4,890)	\$0	\$721	117.3%
Fireman	(\$5,559)	\$0	(\$13,146)	\$0	\$7,587	236.5%
Police	(\$1,390)	\$0	\$0	\$0	(\$1,390)	0.0%
TEC 54.052	(\$86,165)	\$0	(\$95,794)	\$0	\$9,629	111.2%
Military Waiver	(\$11,118)	\$0	(\$7,886)	\$0	(\$3,233)	70.9%
GISD Dual Credit	(\$352,482)	(\$383)	(\$254,974)	\$0	(\$97,508)	72.3%
Other	(\$2,780)	(\$958)	(\$4,661)	\$0	\$1,881	167.6%

Galveston College

Fund 11 Detail Rev\Exp

as of the end of August 2022

Budget	(MTD) Actual	(YTD) Actual	Encumbrances	Available	% of Budget
2022	August	2022	2022	2022	2022
\$25,338,529	\$822,430	\$25,866,501	\$0	(\$527,972)	102%
Total Revenue					

Galveston College

Fund 11 Detail Rev\Exp

as of the end of August 2022

	Budget	(MTD) Actual	(YTD) Actual	Encumbrances	Available	% of Budget
	2022	August	2022	2022	2022	2022
Exp by State Classification						
Instructional						
Welding	\$323,909	\$44,497	\$313,756	\$501	\$9,652	96.9%
Biology	\$355,353	\$68,669	\$332,847	\$105	\$22,401	93.7%
Biotechnology	\$0	\$0	\$0	\$0	\$0	NaN
Chemistry	\$211,653	\$33,366	\$205,137	\$212	\$6,304	96.9%
Env Science	\$80,328	\$3,691	\$40,316	\$0	\$40,012	50.2%
Physics	\$135,658	\$21,797	\$111,854	\$0	\$23,804	82.5%
Accounting	\$76,781	\$8,630	\$65,653	\$0	\$11,128	85.5%
Accounting Tech	\$0	\$0	\$0	\$0	\$0	NaN
Business Admin	\$15,109	\$194	\$5,569	\$0	\$9,540	36.9%
Hosp/Tourism	\$0	\$0	\$0	\$0	\$0	NaN
Medical Office Admin	\$188,028	\$28,358	\$208,785	\$0	(\$20,757)	111.0%
Logistics Op	\$99,500	\$20,107	\$96,373	\$0	\$3,127	96.9%
Med Off Admin	\$0	\$0	\$0	\$0	\$0	NaN
Sm Bus Manage	\$0	\$0	\$0	\$0	\$0	NaN
Office Tech	\$0	\$3,779	\$3,779	\$0	(\$3,779)	Infinity
Paralegal	\$0	\$0	\$0	\$0	\$0	NaN
Speech	\$116,312	\$13,281	\$100,710	\$0	\$15,602	86.6%
Comp. Science	\$41,983	\$5,435	\$31,593	\$0	\$10,390	75.3%
Comp. Tech.	\$126,684	\$15,746	\$88,158	\$0	\$38,526	69.6%
Culinary Arts	\$144,091	\$8,951	\$128,482	(\$538)	\$16,147	89.2%
Cosmetology	\$234,676	\$56,934	\$264,507	\$0	(\$29,831)	112.7%
Engineering	\$41,929	\$2,233	\$29,700	\$0	\$12,229	70.8%

Galveston College
Fund 11 Detail Rev\Exp
as of the end of August 2022

	Budget	(MTD) Actual	(YTD) Actual	Encumbrances	Available	% of Budget
	2022	August	2022	2022	2022	2022
Develop-Read	\$105,325	\$17,303	\$99,213	\$0	\$6,112	94.2%
Develop-Write	\$0	\$0	\$0	\$0	\$0	NaN
Develop-Other	\$0	\$0	\$0	\$0	\$0	NaN
Education	\$9,607	\$334	\$9,002	\$0	\$605	93.7%
English	\$262,415	\$54,350	\$276,861	\$0	(\$14,446)	105.5%
Humanities	\$23,292	\$2,855	\$21,400	\$0	\$1,892	91.9%
Philosophy	\$9,452	\$1,669	\$12,016	\$0	(\$2,564)	127.1%
Foreign Lang-SPAN	\$17,356	\$805	\$12,809	\$0	\$4,547	73.8%
Nursing-RN	\$908,434	\$164,421	\$744,911	\$0	\$163,523	82.0%
Nursing Admin	\$173,566	\$29,323	\$182,330	\$0	(\$8,764)	105.0%
Allied Health	\$0	\$0	\$0	\$0	\$0	NaN
Clinical Research	\$0	\$0	\$0	\$0	\$0	NaN
Emer Med Serv	\$320,125	\$43,267	\$293,586	\$0	\$26,539	91.7%
Imaging-CT	\$143,305	\$17,322	\$127,407	\$0	\$15,898	88.9%
Imaging-MRI	\$133,687	\$22,624	\$145,806	\$0	(\$12,119)	109.1%
Imaging-Mam	\$0	\$0	\$0	\$0	\$0	NaN
Imaging-Nuclear	\$149,006	\$22,451	\$154,215	\$0	(\$5,209)	103.5%
Imaging-Rad Thy	\$189,248	\$28,028	\$179,158	\$0	\$10,090	94.7%
Imaging-Rad Tch	\$326,831	\$51,907	\$343,202	(\$3)	(\$16,368)	105.0%
Ophthalmic Asst	\$0	\$0	\$0	\$0	\$0	NaN
Pharmacy Tech	\$0	\$0	\$0	\$0	\$0	NaN
Phlebotomy Tech	\$0	\$0	\$0	\$0	\$0	NaN
Sonography	\$135,595	\$16,652	\$143,349	\$0	(\$7,754)	105.7%
Surgical Tech	\$142,128	\$21,185	\$122,049	\$0	\$20,079	85.9%

Galveston College
Fund 11 Detail Rev\Exp
as of the end of August 2022

	Budget	(MTD) Actual	(YTD) Actual	Encumbrances	Available	% of Budget
	2022	August	2022	2022	2022	2022
Nursing-LVN	\$242,101	\$40,391	\$241,063	\$0	\$1,038	99.6%
Develop-Math	\$268,748	\$42,165	\$247,895	\$0	\$20,853	92.2%
Mathematics	\$349,902	\$63,497	\$373,309	\$0	(\$23,407)	106.7%
Auto Tech	\$0	\$0	\$0	\$0	\$0	NaN
HVAC Tech	\$111,803	\$16,309	\$107,900	\$0	\$3,903	96.5%
Industrial Sys	\$0	\$0	\$0	\$0	\$0	NaN
Electrical and Electronics	\$124,839	\$22,565	\$146,471	(\$10)	(\$21,622)	117.3%
Instrumentation	\$116,567	\$20,444	\$113,196	\$0	\$3,371	97.1%
Fitness Center	\$118,406	\$24,809	\$115,272	\$0	\$3,134	97.4%
Physical Ed.	\$113,126	\$20,688	\$117,627	\$0	(\$4,501)	104.0%
CJ-Academic	\$85,435	\$7,453	\$77,384	\$0	\$8,051	90.6%
CJ-Law Enforce	\$144,795	\$19,503	\$130,492	\$0	\$14,303	90.1%
Economics	\$59,089	\$8,519	\$62,070	\$0	(\$2,981)	105.0%
Government/PS	\$129,123	\$28,786	\$134,835	\$0	(\$5,712)	104.4%
History/Geog.	\$128,591	\$20,959	\$128,108	\$0	\$483	99.6%
Psychology	\$108,602	\$27,910	\$96,856	\$0	\$11,746	89.2%
Sociology	\$51,586	\$7,089	\$40,491	\$0	\$11,095	78.5%
Art	\$159,927	\$17,777	\$199,872	\$0	(\$39,945)	125.0%
Digital Imaging	\$0	\$0	\$0	\$0	\$0	NaN
Drama / Theater	\$138,575	\$19,356	\$134,665	\$0	\$3,910	97.2%
Music	\$43,178	\$8,411	\$44,150	\$0	(\$972)	102.3%
Medical Bachelors	\$199,899	\$34,635	\$209,810	\$0	(\$9,911)	105.0%
Nursing BSN	\$104,422	\$23,053	\$112,218	\$0	(\$7,796)	107.5%
Accreditation	\$3,400	\$0	\$1,550	\$0	\$1,850	45.6%

Galveston College

Fund 11 Detail Rev\Exp

as of the end of August 2022

	Budget	(MTD) Actual	(YTD) Actual	Encumbrances	Available	% of Budget
	2022	August	2022	2022	2022	2022
Accreditation QEP	\$0	\$0	\$0	\$0	(\$0)	Infinity
ATD	\$0	\$0	\$0	\$0	\$0	NaN
Faculty Dev.	\$84,380	\$3,595	\$56,592	\$0	\$27,788	67.1%
Lecture Series	\$2,400	\$26	\$1,330	\$0	\$1,070	55.4%
CE-Workforce	\$96,049	(\$9,849)	\$30,843	\$0	\$65,206	32.1%
CE Cisco	\$14,079	\$0	\$0	\$0	\$14,079	0.0%
CE Allied Health	\$173,906	\$18,747	\$152,610	\$0	\$21,296	87.8%
Total Instructional	\$8,414,294	\$1,317,004	\$7,971,145	\$267	\$442,883	95%
Instructional Donations	\$0	\$0	\$0	\$0	\$0	NaN
Community Services						
CE Leisure Learning	\$30,929	\$0	\$1,394	\$0	\$29,536	4.5%
CE Children Programs	\$0	\$0	\$0	\$0	\$0	NaN
Total Community Service	\$30,929	\$0	\$1,394	\$0	\$29,536	4.5%
Academic Support						
Vice President of Instruction	\$270,158	\$46,091	\$287,809	\$0	(\$17,651)	106.5%
Arts & Sciences Administration	\$67,093	\$15,188	\$75,023	\$0	(\$7,930)	111.8%
Tech\Professional Ed. Administration	\$215,184	\$32,973	\$228,775	\$0	(\$13,591)	106.3%
Adult & Continuing Ed. Administration	\$238,118	\$70,045	\$242,902	\$0	(\$4,784)	102.0%
Distance Education Administration	\$164,407	\$26,752	\$176,328	\$22	(\$11,943)	107.3%
Hamshire - Fannett Administration	\$0	\$0	\$0	\$0	\$0	NaN
Grants Development	\$76,745	\$10,219	\$64,667	\$0	\$12,078	84.3%
Library & Learning Resources	\$383,261	\$24,028	\$357,314	\$0	\$25,947	93.2%

Galveston College
Fund 11 Detail Rev\Exp
as of the end of August 2022

	Budget	(MTD) Actual	(YTD) Actual	Encumbrances	Available	% of Budget
	2022	August	2022	2022	2022	2022
Media Services	\$50,788	\$14,037	\$60,474	\$0	(\$9,686)	119.1%
Student Success Center (Tutoring)	\$156,066	\$19,003	\$134,043	\$0	\$22,023	85.9%
Testing Center	\$148,495	\$21,412	\$121,302	\$0	\$27,193	81.7%
Total For Academic Support	\$1,770,315	\$279,749	\$1,748,638	\$22	\$21,655	98.8%
Student Services						
Vice President of Student Services	\$331,200	\$52,542	\$346,452	\$66	(\$15,319)	104.6%
Admissions\Records	\$498,672	\$201,307	\$659,475	\$0	(\$160,803)	132.2%
Campus Security	\$599,229	\$102,324	\$588,071	\$0	\$11,158	98.1%
Counseling	\$597,407	\$109,588	\$588,769	\$0	\$8,638	98.6%
Financial Aid	\$339,193	\$131,167	\$431,492	\$0	(\$92,299)	127.2%
Student Activities	\$68,091	\$14,904	\$79,986	\$0	(\$11,895)	117.5%
Phi Theta Kappa	\$0	\$0	\$0	\$0	\$0	NaN
Total For Student Services	\$2,433,792	\$611,832	\$2,694,245	\$66	(\$260,519)	110.7%
Institutional Support						
Board of Regents	\$93,656	\$2,953	\$23,128	\$0	\$70,529	24.7%
President	\$482,025	\$59,058	\$441,019	\$0	\$41,007	91.5%
General Institutional Expenses	\$314,148	\$13,828	\$209,687	\$0	\$104,461	66.7%
Vice President for Administration	\$195,552	\$36,374	\$210,396	\$0	(\$14,844)	107.6%
Business Services	\$773,261	\$270,375	\$915,536	(\$165)	(\$142,109)	118.4%
Human Resources & Risk Mgmt.	\$465,840	\$67,320	\$473,745	\$0	(\$7,905)	101.7%
Professional Development	\$8,500	\$0	\$5,482	\$0	\$3,018	64.5%
Purchasing	\$85,436	\$15,310	\$92,301	\$0	(\$6,865)	108.0%
Research and Planning	\$224,254	\$29,023	\$225,678	\$0	(\$1,424)	100.6%

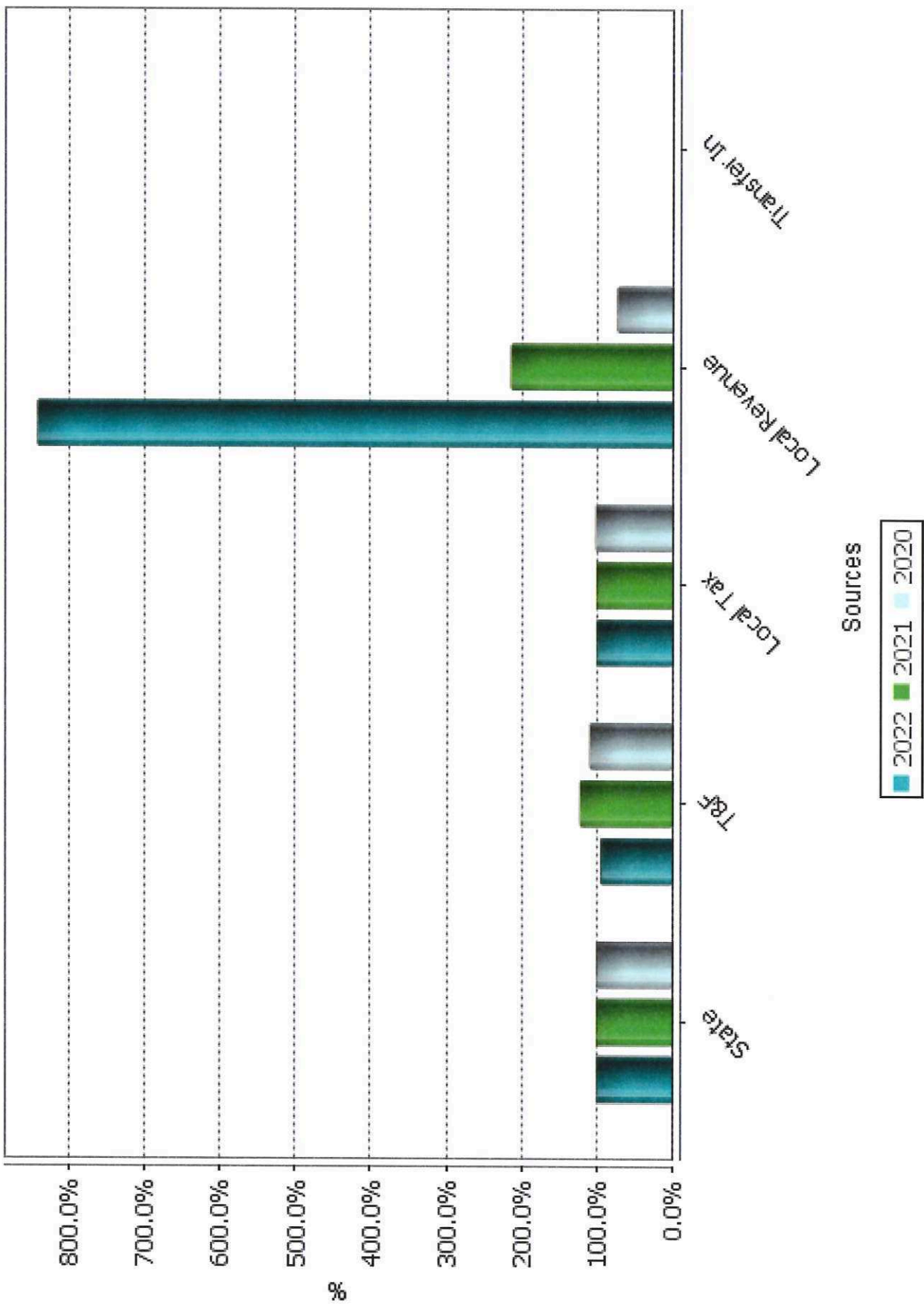
Galveston College
Fund 11 Detail Rev\Exp
as of the end of August 2022

	Budget	(MTD) Actual	(YTD) Actual	Encumbrances	Available	% of Budget
	2022	August	2022	2022	2022	2022
Information Technology	\$1,868,135	(\$292,584)	\$1,366,005	\$3,127	\$499,002	73.1%
Communications	\$247,577	\$15,191	\$189,620	\$0	\$57,957	76.6%
Vice Pres. Community Engagement	\$0	\$0	\$0	\$0	\$0	NaN
Development	\$259,140	\$38,887	\$256,129	\$0	\$3,011	98.8%
GC Foundation	\$67,148	\$9,681	\$63,329	\$0	\$3,819	94.3%
Marketing & Media	\$658,454	\$104,382	\$628,675	(\$1,451)	\$31,230	95.5%
Total for Institutional Support	\$5,743,126	\$369,798	\$5,100,730	\$1,511	\$640,886	88.8%
Staff Benefits						
Staff Benefits - State Eligible	\$27,000	(\$43,588)	\$0	\$0	\$27,000	0.0%
Staff Benefits - Non-State Eligible	\$0	\$0	\$0	\$0	\$0	NaN
Staff Benefits - Retirees	\$0	\$115	\$384	\$0	(\$384)	Infinity
Total For Staff Benefits	\$27,000	(\$43,473)	\$384	\$0	\$26,616	1.4%
Operations and Maintenance						
Plant Administration	\$708,768	\$53,158	\$692,496	\$0	\$16,272	97.7%
Building Maintenance	\$1,441,335	\$494,510	\$1,331,968	\$0	\$109,367	92.4%
Custodial Services	\$512,992	\$57,758	\$480,190	\$0	\$32,802	93.6%
Custodial Services Tech Center	\$0	\$0	\$0	\$0	\$0	NaN
Grounds Maintenance	\$65,819	\$13,177	\$67,110	\$0	(\$1,291)	102.0%
Grounds Maintenance Tech Center	\$0	\$0	\$0	\$0	\$0	NaN
Transportation	\$32,200	\$185	\$27,878	\$0	\$4,322	86.6%
Utilities	\$725,000	\$139,539	\$578,979	\$0	\$146,021	79.9%
Utilities Tech Center	\$105,000	\$15,411	\$48,386	\$0	\$56,614	46.1%
Total for Operations and M...	\$3,591,114	\$773,737	\$3,227,007	\$0	\$364,106	89.9%

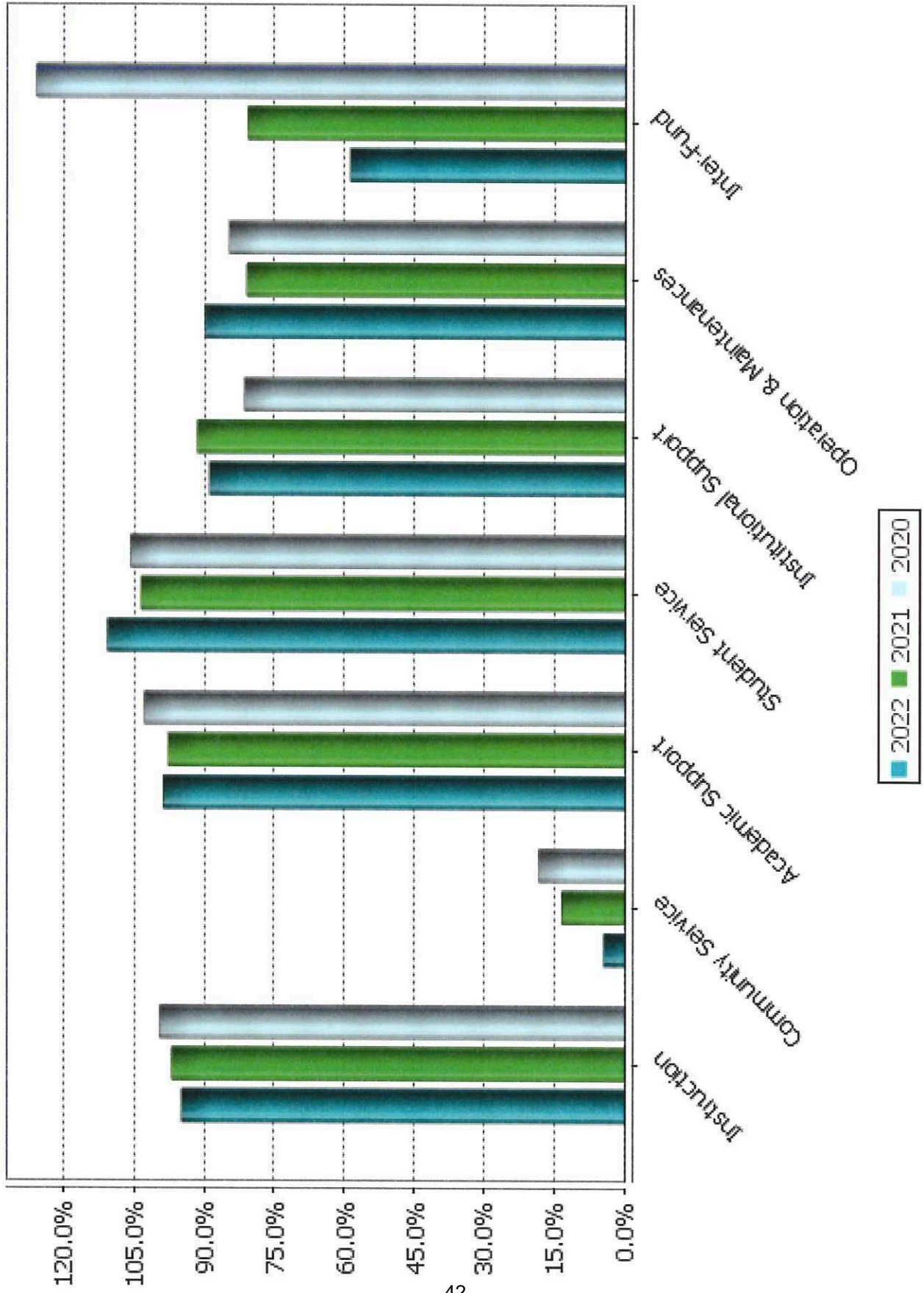
Galveston College
Fund 11 Detail Rev\Exp
as of the end of August 2022

	Budget	(MTD) Actual	(YTD) Actual	Encumbrances	Available	% of Budget
	2022	August	2022	2022	2022	2022
Inter-fund Appropriations						
Transfers to Auxiliary	\$496,484	\$54,399	\$297,907	\$0	\$198,577	60.0%
Transfers to Student Activity Fund	\$65,763	(\$22)	\$58,036	\$0	\$7,727	88.2%
Transfer to State Eligible Ben	\$1,430,959	(\$1,099,473)	\$0	\$0	\$1,430,959	0.0%
Transfers to State Grants & Aid	\$134,753	\$6,585	\$122,393	\$0	\$12,360	90.8%
Transfers to Bond Revenue	\$1,200,000	\$100,000	\$1,200,000	\$0	\$0	100.0%
Transfer to Construction	\$0	\$275,696	\$275,696	\$0	(\$275,696)	Infinity
Transfers to Capital Project	\$0	\$0	\$0	\$0	\$0	NaN
Transfers to Fixed Assets	\$0	\$0	\$0	\$0	\$0	NaN
Total Inter-fund Appropriations	\$3,327,959	(\$662,815)	\$1,954,032	\$0	\$1,373,927	58.7%
0						
Expenditures Totals	\$25,338,529	\$2,645,831	\$22,697,573	\$1,866	\$2,639,090	89.6%

3 Year Revenue by Percentage (YTD)



Three Year Expense by Percentage (TYD)



**Auxiliary fund
as of August 31, 2022**

August 31, 2022	Current year		Current year (MTD) Actual August	Current ... (YTD) Act...	Current ... Encumbr...	Current year		Current year % Expended
	Budget 2022	2022				Remaining 2022	2022	
Revenue by State Classification								
Interfund Appropriations	\$496,484	\$54,399	\$297,907	\$0	\$198,577		60%	
Bookstore Commission	\$45,000	\$8,239	\$44,069	\$0	\$931		98%	
Student housing	\$343,995	\$4,328	\$369,603	\$0	(\$25,608)		107%	
Food Service	\$384,795	\$4,963	\$386,884	\$0	(\$2,089)		101%	
Special Event	\$0	\$0	\$0	\$0	\$0		NaN	
Sales and Services	\$186,460	\$14,982	\$150,656	\$0	\$35,804		81%	
Total Revenue	\$1,456,734	\$86,910	\$1,249,119	\$0	\$207,615		86%	

Expenditures by Department

Bookstore(retiree)	0	0	0	0	\$0		NaN
Student Housing	17,290	196	10,013	0	\$7,277		58%
Food Service	316,412	0	302,128	0	\$14,284		95%
Print Shop	132,500	15,816	95,468	0	\$37,032		72%
Special Event	0	0	0	0	\$0		NaN
Athletics General	86,236	(5,299)	70,754	0	\$15,482		82%
Baseball	390,447	17,175	354,433	2,449	\$33,565		91%
Softball	321,461	16,762	278,427	2,109	\$40,925		87%
General Institutional	192,388	43,285	131,163	0	\$61,225		68%
Transfer to Construction	0	10,612	10,612	0	(\$10,612)		Infinity
Expenditures Total	1,456,734	98,546	1,252,998	4,557.61	\$199,179		86%

**Auxiliary fund
as of August 31, 2022**

Expenditures by Type									
General Operating	225,312	50,026	160,726	0	64,586.63	71%			
Contracted Services	439,543	9,448	398,263	0	41,279.85	91%			
Travel	72,338	229	63,607	0	8,731.00	88%			
Equipment	56,625	2,103	36,035	4,558	16,033.15	64%			
Special Event	0	0	0	0	0.00	NaN			
Transfer to Scholars...	25,000	0	25,000	0	0.00	100%			
Transfer to Construction	0	10,612	10,612	0	(10,611.71)	Infinity			
Scholarships	362,980	2,292	312,078	0	50,901.57	86%			
Salaries & Stipends	210,621	17,936	191,274	0	19,346.71	91%			
Staff Benefits	64,315	5,901	55,404	0	8,911.40	86%			
Expenditures Total	1,456,734	98,546	1,252,998	4,557.61	199,178.60	86%			

**Student Service Fund
as of August 31, 2022**

August 31, 2022	Current year		Current year		Current ...		Current year		Current year	
	Budget	(MTD) Actual	August	(YTD) Act...	Encumbr...	2022	Remaining	2022	% Expended	2022
Revenue by State Classification										
Interfund Appropriations	\$65,763	(\$22)		\$58,036	\$0		\$7,727		88%	
Fund Balance Transfer	\$0	\$0		\$0	\$0		\$0		NaN	
Total Revenue	\$65,763	(\$22)		\$58,036	\$0		\$7,727		88%	
Expenditures by Department										
Student Activities	39,363	3,624		23,599	0		\$15,764		60%	
Student Government	23,800	0		4,995	0		\$18,805		21%	
Phi Theta Kappa	2,600	0		584	0		\$2,016		22%	
Expenditures Total	65,763	3,624		29,178	0		\$36,585		44%	
Expenditures by Type										
General Operating	38,263	3,624		21,613	0		16,651		56%	
Contracted Services	0	0		0	0		0			
Travel	17,500	0		7,075	0		10,425		40%	
Equipment	0	0		0	0		0		NaN	
Scholarships	0	0		0	0		0			
Salaries & Stipends	10,000	0		490	0		9,510			
Staff Benefits	0	0		0	0		0			
Expenditures Total	65,763	3,624		29,178	0		36,585		44%	

GALVESTON COLLEGE
Construction\Capital Project fund
as of August 31, 2022

Current year	Current year	Current year	Current year	Current year
Budget	(MTD) Actual	(YTD) Actual	Encumbrances	Remaining
2022	August	2022	2022	2022

August 31, 2022

Fund 71

Future Expansion Real Estate

Revenue	Current year Budget 2022	Current year (MTD) Actual August	Current year (YTD) Actual 2022	Current year Encumbrances 2022	Current year Remaining 2022
Fund Balance Transfer	1,125,000	0	0	0	1,125,000
Total Revenue	1,125,000	0	0	0	1,125,000
Expenditures					
Softball Field and Parking Construction	482,740	0	0	0	482,740
Parking Archt & Engr fees landscaping	67,260	10,200	55,760	12,300	(800)
landscaping Archt & Engr fees	250,000	0	65,198	0	184,802
Land\Building Purchase	25,000	0	0	0	25,000
	300,000	0	542,039	0	(242,039)
Expenditures Total	1,125,000	10,200	662,997	12,300	449,703

Nursing Health Science Building

Revenue	Current year Budget 2022	Current year (MTD) Actual August	Current year (YTD) Actual 2022	Current year Encumbrances 2022	Current year Remaining 2022
Bond Proceeds	30,000,000	3,852,165	5,066,971	0	24,933,029
Total Revenue	30,000,000	3,852,165	5,066,971	0	24,933,029
Expenditures					
Contingency-Owner	1,981,000	0	0	0	1,981,000
Equipment- Capital	1,600,000	0	0	0	1,600,000
Facility Construction	24,000,000	3,779,227	3,867,465	0	20,132,535
Archt and Engr Fees	2,419,000	72,938	1,199,506	0	1,219,494
Expenditures Total	30,000,000	3,852,165	5,066,971	0	24,933,029

Fund Revenue Total	31,125,000	3,852,165	5,066,971	0	26,058,029
Fund Expenditures Total	31,125,000	3,862,365	5,729,968	12,300	25,382,732

GALVESTON COLLEGE
 Construction\Capital Project fund
 as of August 31, 2022

	Current year Budget 2022	Current year (MTD) Actual August	Current year (YTD) Actual 2022	Current year Encumbrances 2022	Current year Remaining 2022
August 31, 2022					
Fund 71 total		(10,200)	(662,997)	(12,300)	

GALVESTON COLLEGE
Construction\Capital Project fund
as of August 31, 2022

August 31, 2022

Capital Projects Fund 72

Revenue

	Current year Budget 2022	Current year (MTD) Actual August	Current year (YTD) Actual 2022	Current year Encumbrances 2022	Current year Remaining 2022
Transfer from Fund 11	0	0	0	0	0
Total Revenue	0	0	0	0	0

Expenditures

IT/Media

Computer Equipment Non-Capital	0	0	109,880	0	(109,880)
Contracted Services	0	0	6,456	0	(6,456)
Expenditures Total	0	0	116,336	0	(116,336)
Fund Revenue Total	0	0	0	0	0
Fund Expenditures Total	0	0	116,336	0	(116,336)
Fund 72 total	0	0	(116,336)	0	0

GALVESTON COLLEGE

Bond Funds 51, 52, 53

	Current year Budget 2022	Current year (MTD) Actual August	Current year (YTD) Actual 2022	Current year Encumbrances 2022	Current year Remaining 2022	Current ... % Expended 2022	Prior Year % Expended 2021
fund 51 Revenue- Bond proceeds\Revenue							
Bond Proceeds-Construction Gross *	31,800,000		32,094,677				
Interest income-Bond	0	55,784	144,801				
Expenses							
Professional Services-Bond-Exp	300,000	0	282,769	0	17,231	100.9%	
Transfers to Construction Exp	30,000,000	3,852,165	5,066,971	0	24,933,029	16.9%	
Transfers to Bond Reserve (N/A)	1,800,000	0	0	0	1,800,000		
Bond Funds Available			\$26,889,738				
Fund 51 Revenue-Bond Payment							
Revenue							
Transfer from E&G	1,200,000	100,000	1,200,000	0	0	100.0%	
Expenses							
Transfer to Intrest and sinking	900,000	320,619	477,366	0	422,634	53.0%	
fund 52 Bond Intrest and Sinking Fund							
Transfer from Bond Revenue Fd 51	900,000	320,619	477,366	0	422,634	53.0%	
Total Fund Revenue	900,000	320,619	477,366	0	422,634	53.0%	
Expenses							
Bond Redemption Principal	439,000	0	0	0	439,000	0.0%	
Bond Redemption Intrest	460,000	320,619	477,366	0	(17,366)	103.8%	
Professional Services	1,000	0	0	0	1,000	0.0%	
Expenditures Total	900,000	320,619	477,366	0	422,634	53.0%	
fund 53 Bond Reserve							
Bond Proceeds-Establish Bond Reserve **	1,800,000	3,404	1,869,010	0			
Total Fund	1,800,000	3,404	1,869,010	0			

* Bond Funds Received for Construction

** Bond Funds Received for Bond Reserve- Requires 1 Year Bond Payment to be Set Aside Until Maturity

Monthly Financial Reports – September

Attached is the monthly financial report for August, representing encumbrances and pre-encumbrances through September 30, 2022. The report is as follows:

Education and General Fund:

- Revenue Summary Sheet
- Expenditure Summary Sheet
- Summary Revenue/Expenditure Report
- Detail Revenue/Expenditure Report by State Classification

Auxiliary Fund (Bookstore, Snack Bar, Athletics):

- Summary Revenue/Expenditure Report by State Classification

Student Services / Student Activity Fund:

- Summary Revenue/Expenditure Report by State Classification

Construction Fund:

- Summary Revenue/Expenditure Report

Bond Fund:

- Summary Revenue/Expenditure Report

Operating Fund
Revenue Summary Sheet
October 2022 Meeting
 As of September 30, 2022 (8.3% of Year)

Source	Budgeted 2022/2023	Year-to-Date		
		Received (\$) 2022/2023	Received (%) 2022/2023	Received (%) 2021/2022
State Funds	\$4,799,136	\$575,896	12.0%	12.0%
Tuition and Fees	\$5,111,910	\$2,224,188	43.5%	38.5%
Local Taxes	\$16,662,900	\$57,914	0.3%	40.0%
Local Revenues	\$273,750	\$55,178	20.2%	3.5%
Total Revenue	\$26,847,696	\$2,913,177	10.9%	10.0%

Operating Fund Expenditure Summary Sheet

October 2022 Meeting

As of September 30, 2022 (8.3% of Year)

Source	Budgeted 2022/2023	Year-to-Date		
		Expended (\$) 2022/2023	Expended (%) 2022/2023	Expended (%) 2021/2022
Instruction	\$8,712,711	\$659,332	7.6%	6.6%
Community Service	\$26,612	\$0	0.0%	0.0%
Academic Support	\$1,849,035	\$158,984	8.6%	7.6%
Student Services	\$2,641,322	\$158,888	6.0%	6.2%
Institutional Support	\$6,007,935	\$579,529	9.6%	5.4%
Staff Benefits	\$65,439	\$43,769	66.9%	96.5%
Operations/ Maintenance	\$3,389,191	\$665,849	19.6%	3.4%
Interfund Transfers (out)	\$4,155,451	\$612,440	14.7%	3.9%
Total Expenditures	\$26,847,696	\$2,878,791	10.7%	5.1%

GALVESTON COLLEGE
Fund 11 Education and General

September 30, 2022

	Current year		Current year		Current year		Current year		Current year	
	Budget	(MTD) Actual	(YTD) Actual	Encumbrances	Remaining	% Expended	2023	2023	2023	2023
Revenue by State Classification										
State Funds	4,799,136	575,896	575,896	0	4,223,240	12.0%				
Tuition	2,894,771	1,251,885	1,251,885	0	1,642,886	43.2%				
Course Fees	2,856,728	1,324,570	1,324,570	0	1,532,158	46.4%				
Exemption\Waivers	(639,589)	(352,267)	(352,267)	0	(287,323)	55.1%				
Local Taxes	16,662,900	57,914	57,914	0	16,604,986	0.3%				
Local Revenue	269,750	53,348	53,348	0	216,402	19.8%				
Sales and Services	4,000	1,830	1,830	0	2,170	45.8%				
Total Revenue	26,847,696	2,913,177	2,913,177	0	23,934,519	10.9%				

Expenditures by State Classification

instructions	8,712,711	659,332	659,332	85,933	7,967,447	7.6%				
Community Service	26,612	0	0	0	26,612	0.0%				
Academic Support	1,849,035	158,984	158,984	53,234	1,636,817	8.6%				
Student Services	2,641,322	158,888	158,888	473,126	2,009,308	6.0%				
institutional Support	6,007,935	579,529	579,529	218,615	5,209,791	9.6%				
Operations And Maintenances	3,389,191	665,849	665,849	422,495	2,300,847	19.6%				
Staff Benefits	65,439	43,769	43,769	0	21,670	66.9%				
Inter-Fund Appropriation	4,155,451	612,440	612,440	0	3,543,011	14.7%				
Expenditures Total	26,847,696	2,878,791	2,878,791	1,253,403	22,715,503	10.7%				

Expenditures by Type

General Operating	3,597,809	707,347	707,347	441,867	2,448,595	19.7%				
Contracted Services	2,607,906	330,781	330,781	771,439	1,505,686	12.7%				
Travel	376,200	12,299	12,299	0	363,901	3.3%				
Equipment	519,848	8,373	8,373	15,096	496,379	1.6%				
Utilities	870,700	0	0	25,000	845,700	0.0%				
Faculty Full Time	4,440,605	346,756	346,756	0	4,093,849	7.8%				
Faculty Overloads\Adjunct	1,670,215	118,178	118,178	0	1,552,037	7.1%				
Stipends	457,318	34,035	34,035	0	423,283	7.4%				
Administrator Salaries	2,034,660	177,656	177,656	0	1,857,004	8.7%				
Professional Technical Salaries	1,976,267	147,502	147,502	0	1,828,765	7.5%				
Classified Salaries	2,234,960	190,221	190,221	0	2,044,739	8.5%				
Part-Time Salaries	499,558	43,447	43,447	0	456,111	8.7%				
Staff Benefits	1,406,199	149,755	149,755	0	1,256,444	10.6%				

GALVESTON COLLEGE
Fund 11 Education and General

Interfund Appropriations	4,155,451	612,440	612,440	0	3,543,011	14.7%
Expenditures Total	26,847,696	2,878,791	2,878,791	1,253,403	22,715,503	10.7%
Excess Rev/Exp	0	34,387	34,387			

Galveston College

Fund 11 Detail Rev\Exp

as of the end of September 2022

Budget	(MTD) Actual	(YTD) Actual	Encumbrances	Available	% of Budget
2023	September	2023	2023	2023	2023
State Appropriation					
	\$3,527,300	\$443,440	\$0	\$3,083,860	12.6%
Academic/Technical		\$443,440	\$0	\$3,083,860	12.6%
Incentive	\$591,430	\$46,072	\$0	\$545,358	7.8%
Core	\$680,406	\$86,384	\$0	\$594,022	12.7%
Health Insurance	\$0	\$0	\$0	\$0	NaN
Total	\$4,799,136	\$575,896	\$0	\$4,223,240	12.0%
Tuition					
In District Tuition	\$1,261,975	\$543,605	\$0	\$718,370	43.1%
Out of District Tuition	\$870,155	\$404,212	\$0	\$465,943	46.5%
Non Resident Tuition	\$378,391	\$203,314	\$0	\$175,077	53.7%
CE Workforce Training	\$140,000	\$20,742	\$0	\$119,258	14.8%
CE Workforce Info Tech	\$18,250	\$1,794	\$0	\$16,456	9.8%
CE Workforce Health Prof	\$196,000	\$65,637	\$0	\$130,363	33.5%
CE Leisure Learning	\$30,000	\$12,581	\$0	\$17,419	41.9%
CE Childrens Programs	\$0	\$0	\$0	\$0	NaN
Total	\$2,894,771	\$1,251,885	\$0	\$1,642,886	43.2%
Course Fees					
Building Use Fee	\$1,274,258	\$574,166	\$0	\$700,092	45.1%
Student Service Fee	\$65,967	\$26,849	\$0	\$39,118	40.7%
General Service Fee	\$293,860	\$114,632	\$0	\$179,228	39.0%
Registration Fee	\$178,600	\$69,535	\$0	\$109,065	38.9%
Out of District Fee	\$460,205	\$230,988	\$0	\$229,217	50.2%
Course and Lab fees	\$260,600	\$149,547	\$0	\$111,053	57.4%

Galveston College

Fund 11 Detail Rev\Exp

as of the end of September 2022

	Budget	(MTD) Actual	(YTD) Actual	Encumbrances	Available	% of Budget
	2023	September	2023	2023	2023	2023
Distance Education fee	\$178,600	\$107,317	\$107,317	\$0	\$71,283	60.1%
Distance Education fee N/R	\$4,463	\$6,200	\$6,200	\$0	(\$1,737)	138.9%
Testing Fees	\$30,600	\$2,759	\$2,759	\$0	\$27,841	9.0%
Testing Fees GED	\$2,550	\$2,729	\$2,729	\$0	(\$179)	107.0%
Testing Fees-Contract	\$2,550	\$100	\$100	\$0	\$2,450	3.9%
Late Registration Fees	\$6,375	\$2,200	\$2,200	\$0	\$4,175	34.5%
Schedule Change Fees	\$1,800	\$1,220	\$1,220	\$0	\$580	67.8%
Student Health\Insurance Fees	\$60,000	\$22,736	\$22,736	\$0	\$37,264	37.9%
SurCharge 3peat > 27 Dev hrs	\$36,300	\$13,593	\$13,593	\$0	\$22,707	37.4%
Other fees	\$0	\$0	\$0	\$0	\$0	NaN
Total	\$2,856,728	\$1,324,570	\$1,324,570	\$0	\$1,532,158	46.4%
Exemption/Waivers						
Competitive Waiver	(\$34,650)	(\$13,858)	(\$13,858)	\$0	(\$20,792)	40.0%
Foster Care	(\$23,342)	(\$9,311)	(\$9,311)	\$0	(\$14,031)	39.9%
Hazelwood Waiver Credit	(\$24,172)	(\$4,543)	(\$4,543)	\$0	(\$19,629)	18.8%
Hazelwood Dependant	(\$33,825)	(\$13,294)	(\$13,294)	\$0	(\$20,531)	39.3%
Concurrent Enrollment	\$0	\$0	\$0	\$0	\$0	NaN
Blind	(\$4,950)	(\$2,183)	(\$2,183)	\$0	(\$2,767)	44.1%
Fireman	(\$6,600)	(\$3,980)	(\$3,980)	\$0	(\$2,620)	60.3%
Police	(\$1,650)	(\$300)	(\$300)	\$0	(\$1,350)	18.2%
TEC 54.052	(\$102,300)	(\$51,609)	(\$51,609)	\$0	(\$50,691)	50.4%
Military Waiver	(\$13,200)	(\$5,740)	(\$5,740)	\$0	(\$7,460)	43.5%
GISD Dual Credit	(\$391,600)	(\$247,449)	(\$247,449)	\$0	(\$144,151)	63.2%
Other	(\$3,300)	\$0	\$0	\$0	(\$3,300)	0.0%

Galveston College

Fund 11 Detail Rev\Exp

as of the end of September 2022

	Budget	(MTD) Actual	(YTD) Actual	Encumbrances	Available	% of Budget
	2023	September	2023	2023	2023	2023
Exp by State Classification						
Instructional						
Welding	\$349,164	\$23,637	\$23,637	\$29,900	\$295,627	6.8%
Biology	\$365,233	\$26,444	\$26,444	(\$105)	\$338,895	7.2%
Biotechnology	\$0	\$0	\$0	\$0	\$0	NaN
Chemistry	\$205,939	\$15,712	\$15,712	\$157	\$190,070	7.6%
Env Science	\$68,009	\$3,546	\$3,546	\$0	\$64,463	5.2%
Physics	\$129,196	\$7,163	\$7,163	\$0	\$122,033	5.5%
Accounting	\$68,795	\$5,886	\$5,886	\$0	\$62,909	8.6%
Accounting Tech	\$0	\$0	\$0	\$0	\$0	NaN
Business Admin	\$15,380	\$591	\$591	\$0	\$14,789	3.8%
Hosp/Tourism	\$9,456	\$0	\$0	\$0	\$9,456	0.0%
Medical Office Admin	\$203,878	\$18,620	\$18,620	\$500	\$184,758	9.1%
Logistics Op	\$100,809	\$7,275	\$7,275	\$500	\$93,034	7.2%
Med Off Admin	\$0	\$0	\$0	\$0	\$0	NaN
Sm Bus Manage	\$0	\$0	\$0	\$0	\$0	NaN
Office Tech	\$0	\$0	\$0	\$0	\$0	NaN
Paralegal	\$0	\$0	\$0	\$0	\$0	NaN
Speech	\$116,981	\$8,404	\$8,404	\$0	\$108,577	7.2%
Comp. Science	\$98,063	\$2,561	\$2,561	\$0	\$95,502	2.6%
Comp. Tech.	\$114,506	\$7,402	\$7,402	\$0	\$107,104	6.5%
Culinary Arts	\$150,549	\$13,654	\$13,654	\$4,666	\$132,229	9.1%
Cosmetology	\$240,707	\$20,989	\$20,989	\$4,052	\$215,666	8.7%
Engineering	\$5,270	\$0	\$0	\$0	\$5,270	0.0%

Galveston College

Fund 11 Detail Rev\Exp

as of the end of September 2022

	Budget	(MTD) Actual	(YTD) Actual	Encumbrances	Available	% of Budget
	2023	September	2023	2023	2023	2023
Develop-Read	\$96,795	\$10,110	\$10,110	\$0	\$86,685	10.4%
Develop-Write	\$0	\$0	\$0	\$0	\$0	NaN
Develop-Other	\$0	\$0	\$0	\$0	\$0	NaN
Education	\$9,850	\$843	\$843	\$0	\$9,007	8.6%
English	\$276,704	\$27,500	\$27,500	\$0	\$249,204	9.9%
Humanities	\$24,259	\$1,552	\$1,552	\$0	\$22,707	6.4%
Philosophy	\$9,810	\$1,182	\$1,182	\$0	\$8,628	12.0%
Foreign Lang-SPAN	\$14,643	\$870	\$870	\$0	\$13,773	5.9%
Nursing-RN	\$858,701	\$68,019	\$68,019	\$24,474	\$766,208	7.9%
Nursing Admin	\$178,254	\$14,293	\$14,293	\$300	\$163,661	8.0%
Allied Health	\$0	\$0	\$0	\$0	\$0	NaN
Clinical Research	\$0	\$0	\$0	\$0	\$0	NaN
Emer Med Serv	\$365,910	\$29,657	\$29,657	\$4,868	\$331,385	8.1%
Imaging-CT	\$134,852	\$9,864	\$9,864	\$0	\$124,988	7.3%
Imaging-MRI	\$141,638	\$10,735	\$10,735	\$0	\$130,903	7.6%
Imaging-Mam	\$0	\$0	\$0	\$0	\$0	NaN
Imaging-Nuclear	\$154,009	\$12,732	\$12,732	\$0	\$141,277	8.3%
Imaging-Rad Thy	\$178,588	\$14,387	\$14,387	\$0	\$164,201	8.1%
Imaging-Rad Tch	\$375,907	\$29,196	\$29,196	\$500	\$346,211	7.8%
Ophthalmic Asst	\$0	\$0	\$0	\$0	\$0	NaN
Pharmacy Tech	\$0	\$0	\$0	\$0	\$0	NaN
Phlebotomy Tech	\$0	\$0	\$0	\$0	\$0	NaN
Sonography	\$193,152	\$14,966	\$14,966	\$0	\$178,186	7.7%
Surgical Tech	\$150,391	\$8,543	\$8,543	\$171	\$141,677	5.7%

Galveston College
Fund 11 Detail Rev\Exp
as of the end of September 2022

	Budget	(MTD) Actual	(YTD) Actual	Encumbrances	Available	% of Budget
	2023	September	2023	2023	2023	2023
Nursing-LVN	\$253,579	\$22,563	\$22,563	\$0	\$231,016	8.9%
Develop-Math	\$247,107	\$20,332	\$20,332	\$0	\$226,775	8.2%
Mathematics	\$339,372	\$31,157	\$31,157	\$0	\$308,215	9.2%
Auto Tech	\$0	\$0	\$0	\$0	\$0	NaN
HVAC Tech	\$121,061	\$7,495	\$7,495	\$7,986	\$105,580	6.2%
Industrial Sys	\$0	\$0	\$0	\$0	\$0	NaN
Electrical and Electronics	\$140,623	\$8,389	\$8,389	\$812	\$131,422	6.0%
Instrumentation	\$131,007	\$8,737	\$8,737	\$1,198	\$121,072	6.7%
Fitness Center	\$129,128	\$8,818	\$8,818	\$1,900	\$118,410	6.8%
Physical Ed.	\$120,087	\$10,008	\$10,008	\$0	\$110,079	8.3%
CJ-Academic	\$70,507	\$6,735	\$6,735	\$0	\$63,772	9.6%
CJ-Law Enforce	\$150,799	\$9,231	\$9,231	\$500	\$141,068	6.1%
Economics	\$61,502	\$4,992	\$4,992	\$0	\$56,510	8.1%
Government/PS	\$131,063	\$8,877	\$8,877	\$0	\$122,186	6.8%
History/Geog.	\$134,172	\$9,310	\$9,310	\$0	\$124,862	6.9%
Psychology	\$102,221	\$5,319	\$5,319	\$0	\$96,902	5.2%
Sociology	\$47,418	\$2,561	\$2,561	\$0	\$44,857	5.4%
Art	\$133,607	\$12,509	\$12,509	\$20	\$121,078	9.4%
Digital Imaging	\$0	\$0	\$0	\$0	\$0	NaN
Drama / Theater	\$146,371	\$8,482	\$8,482	\$0	\$137,889	5.8%
Music	\$68,809	\$3,692	\$3,692	\$0	\$65,117	5.4%
Medical Bachelors	\$213,269	\$16,532	\$16,532	\$1,306	\$195,432	7.8%
Nursing BSN	\$259,531	\$19,140	\$19,140	\$2,028	\$238,363	7.4%
Accreditation	\$11,200	\$1,260	\$1,260	\$0	\$9,940	11.3%

Galveston College
Fund 11 Detail Rev\Exp
as of the end of September 2022

	Budget		(MTD) Actual (YTD) Actual		Encumbrances		Available		% of Budget	
	2023	September	2023	2023	2023	2023	2023	2023	2023	2023
Accreditation QEP	\$0	\$0	\$0	\$0	\$0	\$0	\$0	\$0		NaN
ATD	\$0	\$0	\$0	\$0	\$0	\$0	\$0	\$0		NaN
Faculty Dev.	\$58,000	\$161	\$161	\$161	\$0	\$0	\$57,839	\$57,839		0.3%
Lecture Series	\$6,250	\$0	\$0	\$0	\$0	\$0	\$6,250	\$6,250		0.0%
CE-Workforce	\$63,100	\$5,154	\$5,154	\$5,154	\$0	\$0	\$57,946	\$57,946		8.2%
CE Cisco	\$14,054	\$644	\$644	\$644	\$0	\$0	\$13,410	\$13,410		4.6%
CE Allied Health	\$153,476	\$10,903	\$10,903	\$10,903	\$200	\$200	\$142,373	\$142,373		7.1%
Total Instructional	\$8,712,711	\$659,332	\$659,332	\$659,332	\$85,933	\$85,933	\$7,967,447	\$7,967,447		8%
Instructional Donations	\$0	\$0	\$0	\$0	\$0	\$0	\$0	\$0		NaN
Community Services										
CE Leisure Learning	\$26,612	\$0	\$0	\$0	\$0	\$0	\$26,612	\$26,612		0.0%
CE Children Programs	\$0	\$0	\$0	\$0	\$0	\$0	\$0	\$0		NaN
Total Community Service	\$26,612	\$0	\$0	\$0	\$0	\$0	\$26,612	\$26,612		0.0%
Academic Support										
Vice President of Instruction	\$282,790	\$22,832	\$22,832	\$22,832	\$0	\$0	\$259,958	\$259,958		8.1%
Arts & Sciences Administration	\$69,560	\$5,580	\$5,580	\$5,580	\$0	\$0	\$63,980	\$63,980		8.0%
Tech\Professional Ed. Administration	\$229,047	\$16,051	\$16,051	\$16,051	\$1,512	\$1,512	\$211,484	\$211,484		7.0%
Adult & Continuing Ed. Administration	\$243,693	\$18,263	\$18,263	\$18,263	\$1,600	\$1,600	\$223,830	\$223,830		7.5%
Distance Education Administration	\$172,994	\$17,006	\$17,006	\$17,006	\$0	\$0	\$155,988	\$155,988		9.8%
Hamshire - Fannett Administration	\$0	\$0	\$0	\$0	\$0	\$0	\$0	\$0		NaN
Grants Development	\$70,186	\$5,682	\$5,682	\$5,682	\$200	\$200	\$64,304	\$64,304		8.1%
Library & Learning Resources	\$399,816	\$38,711	\$38,711	\$38,711	\$48,283	\$48,283	\$312,822	\$312,822		9.7%

Galveston College

Fund 11 Detail Rev\Exp

as of the end of September 2022

	Budget	(MTD) Actual	(YTD) Actual	Encumbrances	Available	% of Budget
	2023	September	2023	2023	2023	2023
Media Services	\$53,033	\$7,673	\$7,673	\$1,343	\$44,018	14.5%
Student Success Center (Tutoring)	\$163,817	\$11,524	\$11,524	\$296	\$151,997	7.0%
Testing Center	\$164,099	\$15,663	\$15,663	\$0	\$148,436	9.5%
Total For Academic Support	\$1,849,035	\$158,984	\$158,984	\$53,234	\$1,636,817	8.6%
Student Services						
Vice President of Student Services	\$341,356	\$24,610	\$24,610	\$2,844	\$313,902	7.2%
Admissions\Records	\$537,416	\$49,103	\$49,103	\$796	\$487,517	9.1%
Campus Security	\$623,191	\$9,646	\$9,646	\$466,975	\$146,570	1.5%
Counseling	\$718,782	\$41,125	\$41,125	\$2,337	\$675,320	5.7%
Financial Aid	\$340,145	\$28,218	\$28,218	\$175	\$311,752	8.3%
Student Activities	\$80,432	\$6,185	\$6,185	\$0	\$74,247	7.7%
Phi Theta Kappa	\$0	\$0	\$0	\$0	\$0	NaN
Total For Student Services	\$2,641,322	\$158,888	\$158,888	\$473,126	\$2,009,308	6.0%
Institutional Support						
Board of Regents	\$46,750	\$1,753	\$1,753	\$440	\$44,557	3.7%
President	\$563,623	\$32,847	\$32,847	\$317	\$530,459	5.8%
General Institutional Expenses	\$712,148	\$34,721	\$34,721	\$0	\$677,427	4.9%
Vice President for Administration	\$203,094	\$16,187	\$16,187	\$500	\$186,407	8.0%
Business Services	\$849,816	\$57,879	\$57,879	\$9,737	\$782,200	6.8%
Human Resources & Risk Mgmt.	\$450,856	\$37,304	\$37,304	\$49,772	\$363,780	8.3%
Professional Development	\$8,500	\$981	\$981	\$4,019	\$3,500	11.5%
Purchasing	\$88,049	\$6,532	\$6,532	\$3,100	\$78,417	7.4%
Research and Planning	\$228,600	\$19,006	\$19,006	\$500	\$209,094	8.3%

Galveston College

Fund 11 Detail Rev\Exp

as of the end of September 2022

	Budget 2023	(MTD) Actual September	(YTD) Actual 2023	Actual 2023	Encumbrances 2023	Available 2023	% of Budget 2023
Information Technology	\$1,787,202	\$307,625	\$307,625	\$112,300	\$1,367,277		17.2%
Communications	\$89,551	\$1,618	\$1,618	\$25,000	\$62,933		1.8%
Vice Pres. Community Engagement	\$0	\$0	\$0	\$0	\$0		NaN
Development	\$268,868	\$22,835	\$22,835	\$5,847	\$240,186		8.5%
GC Foundation	\$66,594	\$4,474	\$4,474	\$542	\$61,578		6.7%
Marketing & Media	\$644,284	\$35,770	\$35,770	\$6,541	\$601,974		5.6%
Total for Institutional Support	\$6,007,935	\$579,529	\$579,529	\$218,615	\$5,209,791		9.6%
Staff Benefits							
Staff Benefits - State Eligible	\$33,000	\$43,717	\$43,717	\$0	(\$10,717)		132.5%
Staff Benefits - Non-State Eligible	\$0	\$0	\$0	\$0	\$0		NaN
Staff Benefits - Retirees	\$0	\$52	\$52	\$0	(\$52)		Infinity
Total For Staff Benefits	\$33,000	\$43,769	\$43,769	\$0	(\$10,769)		132.6%
Operations and Maintenance							
Plant Administration	\$830,627	\$591,543	\$591,543	\$0	\$239,084		71.2%
Building Maintenance	\$1,069,439	\$33,811	\$33,811	\$368,511	\$667,117		3.2%
Custodial Services	\$538,425	\$39,827	\$39,827	\$13,985	\$484,613		7.4%
Custodial Services Tech Center	\$0	\$0	\$0	\$0	\$0		NaN
Grounds Maintenance	\$73,000	\$0	\$0	\$40,000	\$33,000		0.0%
Grounds Maintenance Tech Centre	\$0	\$0	\$0	\$0	\$0		NaN
Transportation	\$32,000	\$667	\$667	\$0	\$31,333		2.1%
Utilities	\$732,000	\$0	\$0	\$0	\$732,000		0.0%
Utilities Tech Center	\$113,700	\$0	\$0	\$0	\$113,700		0.0%
Total for Operations and M...	\$3,389,191	\$665,849	\$665,849	\$422,495	\$2,300,847		19.6%

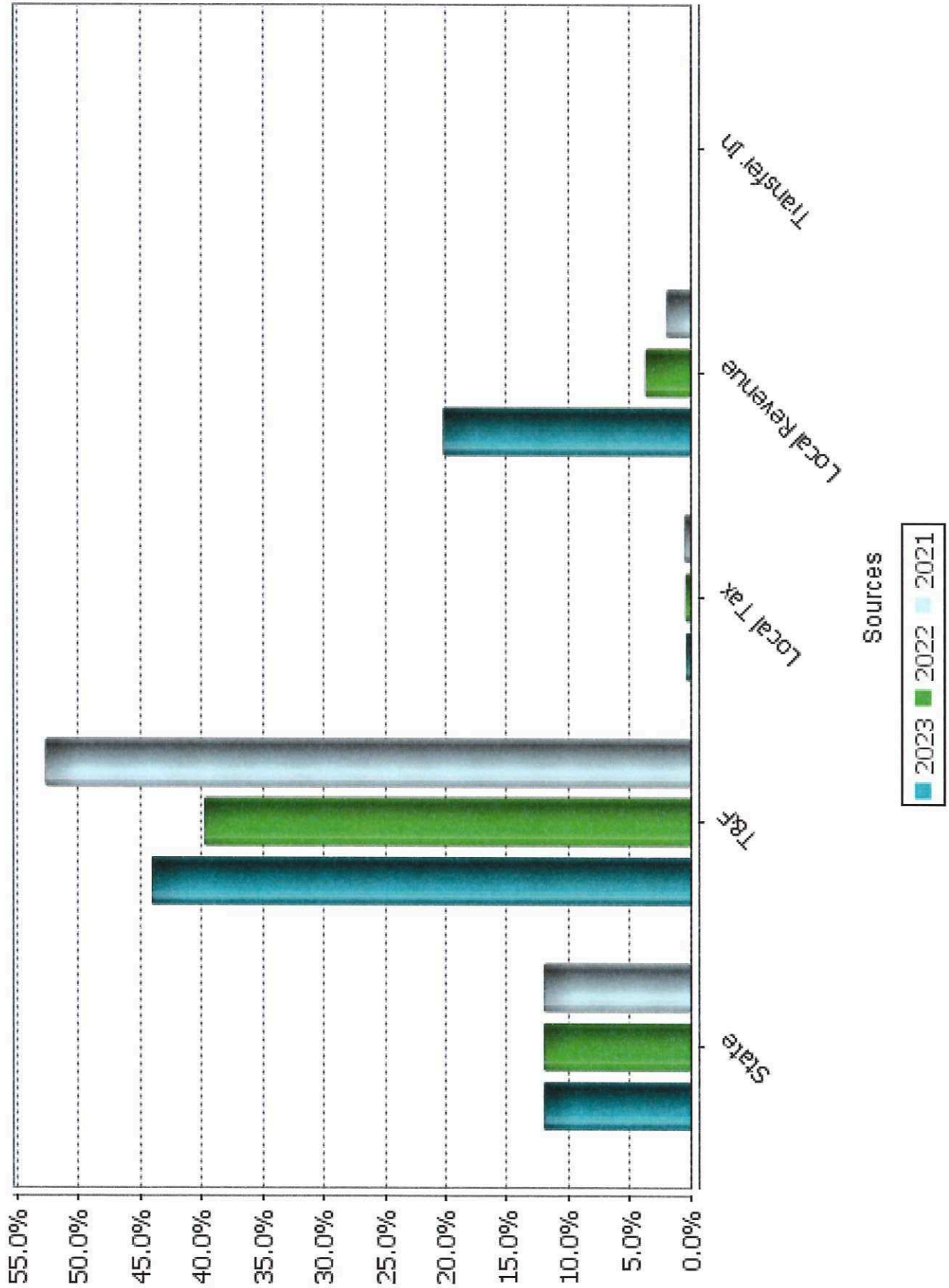
Galveston College

Fund 11 Detail Rev\Exp

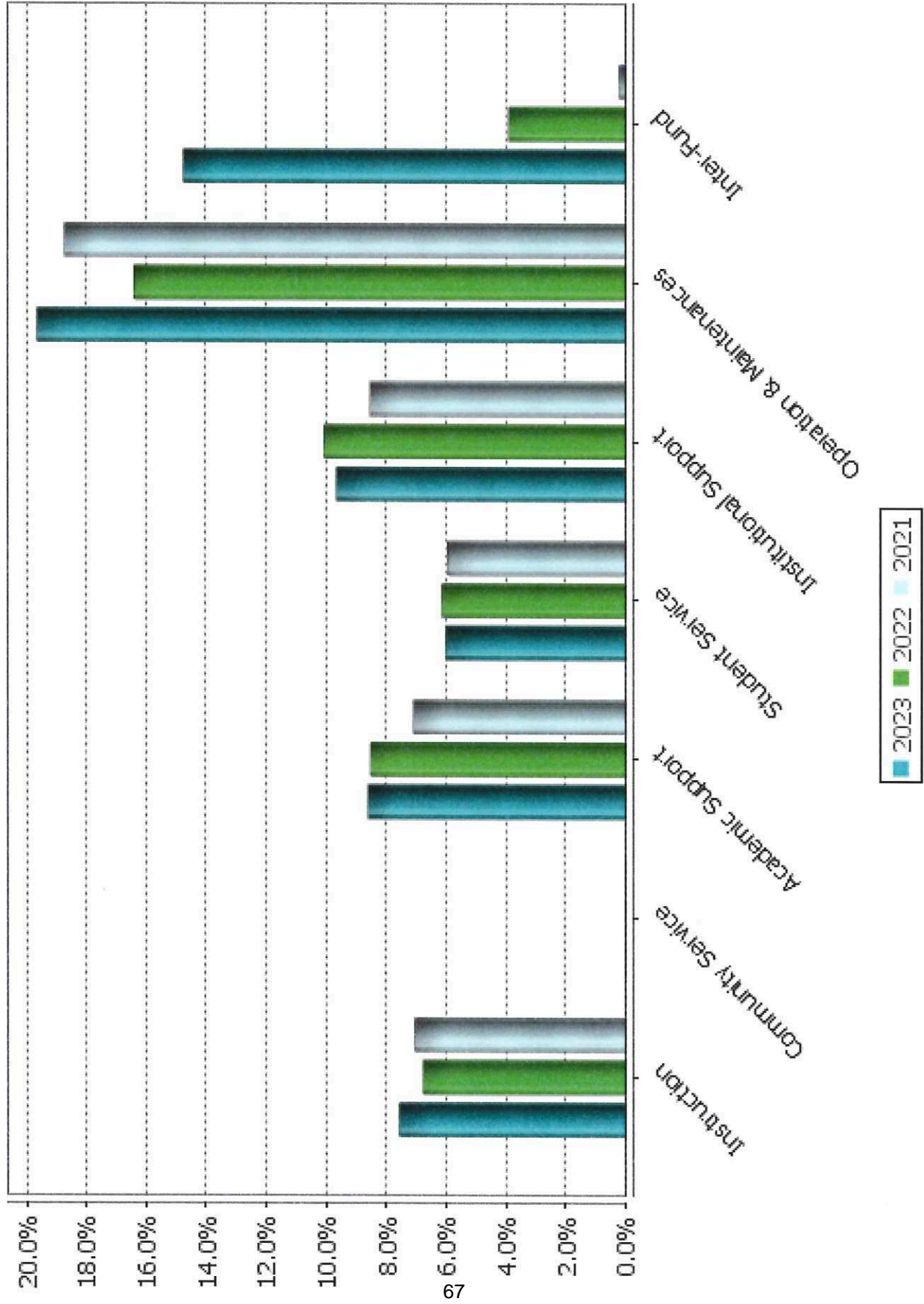
as of the end of September 2022

	Budget 2023	(MTD) Actual September	(YTD) Actual 2023	Actual 2023	Encumbrances 2023	Available 2023	% of Budget 2023
Inter-fund Appropriations							
Transfers to Auxiliary	\$599,197	\$0	\$0	\$0	\$0	\$599,197	0.0%
Transfers to Student Activity Fund	\$65,763	\$0	\$0	\$0	\$0	\$65,763	0.0%
Transfer to State Eligible Ben	\$1,472,072	\$34,740	\$34,740	\$0	\$0	\$1,437,332	2.4%
Transfers to State Grants & Aid	\$153,019	\$0	\$0	\$0	\$0	\$153,019	0.0%
Transfers to Bond Revenue	\$1,865,400	\$577,700	\$577,700	\$0	\$0	\$1,287,700	31.0%
Transfer to Construction	\$0	\$0	\$0	\$0	\$0	\$0	NaN
Transfers to Capital Project	\$0	\$0	\$0	\$0	\$0	\$0	NaN
Transfers to Fixed Assets	\$0	\$0	\$0	\$0	\$0	\$0	NaN
Total Inter-fund Appropriations	\$4,155,451	\$612,440	\$612,440	\$0	\$0	\$3,543,011	14.7%
Expenditures Totals							
	\$26,815,257	\$2,878,791	\$2,878,791	\$1,253,403	\$22,683,064	\$22,683,064	10.7%

3 Year Revenue by Percentage (YTD)



Three Year Expense by Percentage (TYD)



**Auxiliary fund
as of September 30, 2022**

September 30, 2022	Current year		Current year	Current ...	Current ...	Current year	Current year
	Budget	(MTD) Actual	September	(YTD) Act...	Encumbr...	Remaining	% Expended
	2023	2023	2023	2023	2023	2023	2023
Revenue by State Classification							
Interfund Appropriations	\$599,197	\$0	\$0	\$0	\$0	\$599,197	0%
Bookstore Commission	\$45,000	\$0	\$0	\$0	\$0	\$45,000	0%
Student housing	\$346,495	\$186,425	\$186,425	\$186,425	\$0	\$160,070	54%
Food Service	\$438,389	\$250,772	\$250,772	\$250,772	\$0	\$187,617	57%
Special Event	\$0	\$0	\$0	\$0	\$0	\$0	NaN
Sales and Services	\$178,630	\$1,480	\$1,480	\$1,480	\$0	\$177,150	1%
Total Revenue	\$1,607,711	\$438,677	\$438,677	\$438,677	\$0	\$1,169,034	27%

Expenditures by Department

Bookstore(retiree)	0	0	0	0	0	\$0	NaN
Student Housing	17,590	2,182	2,182	2,182	0	\$15,408	12%
Food Service	361,158	69,318	69,318	69,318	0	\$291,840	19%
Print Shop	114,500	116	116	116	14,916	\$99,468	0%
Special Event	0	0	0	0	0	\$0	NaN
Athletics General	85,177	16,239	16,239	16,239	1,130	\$67,808	19%
Baseball	451,936	95,227	95,227	95,227	9,854	\$346,855	21%
Softball	369,750	98,045	98,045	98,045	11,013	\$260,692	27%
General Institutional	207,600	47,768	47,768	47,768	25,392	\$134,440	23%
Transfer to Construction	0	0	0	0	0	\$0	NaN
Expenditures Total	1,607,711	328,894	328,894	328,894	62,305.12	\$1,216,512	20%

**Auxiliary fund
as of September 30, 2022**

Expenditures by Type									
General Operating	240,635	29,845	29,845	40,308	170,482.39				12%
Contracted Services	475,858	71,033	71,033	0	404,825.36				15%
Travel	128,555	2,158	2,158	0	126,397.24				2%
Equipment	57,600	2,802	2,802	21,997	32,800.97				5%
Special Event	0	0	0	0	0.00				NaN
Transfer to Scholars...	25,000	25,000	25,000	0	0.00				100%
Transfer to Construction	0	0	0	0	0.00				NaN
Scholarships	395,128	175,214	175,214	0	219,914.20				44%
Salaries & Stipends	217,249	17,545	17,545	0	199,704.25				8%
Staff Benefits	67,686	5,299	5,299	0	62,387.22				8%
Expenditures Total	1,607,711	328,894	328,894	62,305.12	1,216,511.63				20%

**Student Service Fund
as of September 30, 2022**

September 30, 2022	Current year		Current year		Current ...		Current year		Current year	
	Budget	(MTD) Actual	(YTD) Act...	Encumbr...	Remaining	% Expended	2023	2023	2023	2023
	2023	September	2023	2023	2023					
Revenue by State Classification										
Interfund Appropriations	\$65,763	\$0	\$0	\$0	\$65,763	0%				
Fund Balance Transfer	\$0	\$0	\$0	\$0	\$0	NaN				
Total Revenue	\$65,763	\$0	\$0	\$0	\$65,763	0%				

Expenditures by Department

Student Activities	39,363	455	455	500	\$38,408	1%
Student Government	23,800	119	119	500	\$23,181	1%
Phi Theta Kappa	2,600	0	0	0	\$2,600	0%
Expenditures Total	65,763	575	575	1,000	\$64,188	1%

Expenditures by Type

General Operating	38,263	575	575	1,000	36,688	2%
Contracted Services	0	0	0	0	0	
Travel	17,500	0	0	0	17,500	0%
Equipment	0	0	0	0	0	NaN
Scholarships	0	0	0	0	0	
Salaries & Stipends	10,000	0	0	0	10,000	
Staff Benefits	0	0	0	0	0	
Expenditures Total	65,763	575	575	1,000	64,188	1%

GALVESTON COLLEGE
Construction\Capital Project fund
as of September 30, 2022

September 30, 2022	Current year	Current year	Current year	Current year	Current year
	Budget	(MTD) Actual	(YTD) Actual	Encumbrances	Remaining
	2023	September	2023	2023	2023
Fund 71					
Revenue					
Fund Balance Transfer	4,002,000	0	0	0	4,002,000
Total Revenue	4,002,000	0	0	0	4,002,000
Expenditures					
Facility Construction					
Softball Feild \$1.35 Mil, Parking lot 900K, 8 Welding Booths 150K	2,400,000	0	0	0	2,400,000
Architectural & Engineering fees					
Northern Remodel 200K, Library Testing 2k, FA207 10K, Softball Feild 150k, Parking 100K, welding Booths 15K	477,000	0	0	200,000	277,000
landscaping	300,000	0	0	0	300,000
Landscaping Archt & Engr fees	25,000	0	0	0	25,000
Air Conditioning Upgrade ATC and Seibel Wing	350,000	0	0	0	350,000
Land\Building Purchase	450,000	0	0	0	450,000
Expenditures Total	4,002,000	0	0	200,000	3,802,000

Nursing Health Science Building

Revenue					
Transfer from Fund 53	143,977	0	0	0	143,977
Bond Proceeds	31,815,323	0	0	0	31,815,323
Total Revenue	31,959,300	0	0	0	31,959,300
Expenditures					
Equipment- Capital	2,350,000	0	0	0	2,350,000

GALVESTON COLLEGE
Construction\Capital Project fund
as of September 30, 2022

September 30, 2022	Current year	Current year	Current year	Current year	Current year	Current year
	Budget	(MTD) Actual	(YTD) Actual	Encumbrances	Remaining	Remaining
	2023	September	2023	2023	2023	2023
Facility Construction	27,190,300	0	0	0	0	27,190,300
Archt and Engr Fees	2,419,000	0	0	0	0	2,419,000
Expenditures Total	31,959,300	0	0	0	0	31,959,300
Fund Revenue Total	35,961,300	0	0	0	0	35,961,300
Fund Expenditures Total	35,961,300	0	0	0	200,000	35,761,300
Fund 71 total	0	0	0	0	(200,000)	0

GALVESTON COLLEGE
Bond Funds 51, 52, 53

	Current year Budget 2023	Current ... (MTD) Actual September	Current year (YTD) Actual 2023	Current year Encumbran... 2023	Current year Remaining 2023	Current year % Expended 2023	Prior Year % Expe... 2022
--	--------------------------------	--	--------------------------------------	--------------------------------------	-----------------------------------	------------------------------------	---------------------------------

September 30, 2022

Fund 51 Revenue-Bond Payment

Revenue							
Transfer from E&G	1,865,400	577,700	577,700	0	1,287,700	31.0%	
Interest income-Bond	125,000	56,950	56,950	56,950	11,100	45.6%	
Revenue Total	1,990,400	634,650	634,650	56,950	1,298,800	31.9%	
Expenses							
Transfers to Bond Reserve (N/A)	125,000	0	0	0	125,000		
Transfer to Interest and sinking	1,865,400	(320,619)	(320,619)	0	2,186,019	(17.2)%	
Expenditures Total	1,990,400	(320,619)	(320,619)	0	2,311,019	(16.1)%	

fund 52 Bond Interest and Sinking Fund

Transfer from Bond Revenue Fd 51	1,865,400	(320,619)	(320,619)	0	2,186,019	(17.2)%	
Total Fund Revenue	1,865,400	(320,619)	(320,619)	0	2,186,019	(17.2)%	
Expenses							
Bond Redemption Principal	710,000	0	0	0	710,000	0.0%	
Bond Redemption Interest	1,155,400	(320,619)	(320,619)	0	1,476,019	(27.7)%	
Expenditures Total	1,865,400	(320,619)	(320,619)	0	2,186,019	(17.2)%	

fund 53 Bond Reserve

Transfers from Bond Revenue	125,000	0	0	0	125,000	0.0%	
Interest income-Reserve	18,977	3,816	3,816	3,816	11,345	20.1%	
Revenue Total	143,977	3,816	3,816	3,816			
Expenses							
Transfer to Construction	143,977	0	0	0	143,977	0.0%	
Expenditures Total	143,977	0	0	0	143,977	0.0%	

Marketing Campaign

Mr. Edgar Chrnko, Director of Marketing and Communications, will provide an update on the new Marketing Campaign.



Galveston
College

NEW CAMPAIGN





BUILD *Your*
TOMORROW



MARKETING COMMITTEE MEETINGS



**THERE'S A GREAT, BIG, BEAUTIFUL TOMORROW,
JUST A DREAM AWAY.**



Variations

- Build Your Tomorrow Today
- What Would Your Tomorrow Look Like?
- Discover a New Tomorrow
- Experience a New Tomorrow
- Make Your Future Brighter Today
- Build Your Future Today



BUILD YOUR TOMORROW

80



BUILD *Your*
TOMORROW



BUILD *Your*
TOMORROW

82



BUILD *Your*
TOMORROW
IN CULINARY ARTS



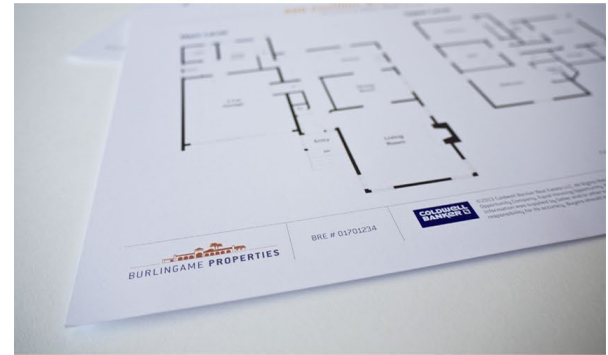
BUILD *Your*
TOMORROW
IN HEALTHCARE MANAGEMENT








COLLATERAL



Galveston College
ADMISSIONS OFFICE
 4015 Avenue Q, Galveston, TX 77550



BUILD Your TOMORROW
 GC.EDU

PROGRAMS OF STUDY

ASSOCIATE OF APPLIED SCIENCES (AAS)

- Health, Nutrition, Air Conditioning, and Refrigeration Technology
- Information Technology
- Art
- Criminal Justice
- Event Planning
- English
- General Studies
- Health and Physical Education
- History
- Public Safety
- Psychology
- Technology/Smart Work
- General Cosmetology

ASSOCIATE OF SCIENCE (AS)

- Biotech
- Biotech and Pre-Professional Health
- Business Administration
- Chemistry
- Computer Science
- Education/Teaching
- Engineering
- General Studies
- Health Sciences
- Teacher Training
- Mathematics
- Physics
- Psychology

ASSOCIATE OF APPLIED SCIENCE (AAS)

- Computer and Network Administration
- Cosmetology
- Criminal Justice Law Enforcement
- Childcare Arts
- Diagnostic Medical Sonography
- Electrical/Electronics Technology
- Emergency Medical Services
- Health, Nutrition, Air Conditioning, and Refrigeration Technology
- Information Technology
- Law Enforcement Academy
- Legistics
- Medical Business Imaging
- Medical Coding
- Medical Records Technology
- Radiation Therapy Technology
- Residential Nursing
- Welding Technology

Galveston College

CAMPUS VISITS

Register for a campus tour either at priority by visiting Schedule a Tour under the Admissions tab. You may also contact Admissions for availability at admissions@gc.edu.

Campus visits include a detailed tour of campus and an overview of the admission process.

Centrally located on Galveston Island, Galveston College is 40 miles southeast of Houston (Houston is 100 miles away) and less than 100 miles from Texas and Houston by the Island.



NEED ASSISTANCE?

ADMISSIONS | (409) 944-1220 | admissions@gc.edu
 Information about applying to the college and college tours.

COUNSELING & ADVISING CENTER
 (409) 944-1220 | advising@gc.edu
 Information about transfer/transfer credit, course requirements, and Texas Success Initiative (TSI) testing requirements.

FINANCIAL AID | (409) 944-1225 | finaid@gc.edu
 Information about grants, loans, scholarships, and other financial assistance.

TESTING CENTER | (409) 944-1230 | gcstesting@gc.edu
 Information about test/take tests online.

Galveston College
 GC.EDU | (409) 944-5555

f t y i h o g e a d



BUILD Your TOMORROW

YOUR FUTURE Starts Here



BUILD Your TOMORROW

WHY GALVESTON COLLEGE?

- Affordable
- Small class size
- One-on-one time with faculty
- Flexible scheduling
- Quality courses

STUDENT SERVICES/RESOURCES

- Academic Advising
- Career Counseling
- Learning Resource Center
- Testing Center
- Student Activities
- Residence and Fitness
- Student Organizations
- Special Services for Students with Disabilities

ON-CAMPUS HOUSING

- Multiple housing options
- Within easy walking distance from campus
- Meal Plans Available for M, Tu, Th, Sa, Su, and Su, Sa, Su, Sa, Su
- Apply online at gc.edu/student-housing

STUDENT ACTIVITIES AND ORGANIZATIONS

- Student Government Association
- Hispanic Student Organization
- Phi Theta Kappa
- Phi Theta Kappa
- SPARC Piers and Pines
- Student Fraternity Association
- Phi Theta Kappa
- Veterans Student Organization

ESTIMATED TUITION

In-State: \$1,374*
 Out-of-State: \$2,289*
 Out-of-State/International: \$4,190*

*Based on two semesters at 12 credit hours with fees and includes books, supplies, or other special fees/charges. (See fees, special programs, etc.)

ATHLETICS


Galveston College is a member of the National Junior College Athletic Association Division I and is one of the largest and most successful in the world.

FINANCIAL AID AND SCHOLARSHIPS

Galveston College offers scholarships, grants, loans and student employment as financial aid options available. Be sure to complete the FAFSA and CollegeBoard Application. The Scholarship Application is available at gc.edu/scholarships. Awards range from \$500 to \$2,500 per academic year.

Galveston College

CONTACT US:
Galveston College Admissions
admissions@gc.edu | (409) 944-1220 | GC.EDU/ADMISSIONS | GC.EDU/APPLY-NOW





BUILD *Your*
TOMORROW

THANK YOU!
¡GRACIAS!

Consideration of Consent Agenda

The consent agenda format is an organization process for meetings that allows the governing board to focus its time and attention on action items that require more elaboration, information, and/or discussion. The intent of the consent agenda is to support efficiency and effectiveness of the meeting.

A roll call of individual action items will determine the consent agenda. If a Regent has a question or plans to cast a negative vote regarding a specific recommendation, then the Regent(s) need to acknowledge their intention to the Chairperson by show of hand during the roll call. This action item will be considered in the regular order of business as an individual action item.

Those action items that the Regents plan to approve without further question or discussion will be placed on the consent agenda during roll call of individual action items. Upon the creation of the consent agenda, a motion, a second to the motion, and unanimous approval of the Board of Regents is needed to approve the action items. Upon approval of the consent agenda, the Board of Regents will proceed with the remainder of the agenda.

Tally of
Action Items:

	<u>Consent Agenda</u>	<u>President Recommended Separate Action</u>	<u>Board Separate Action</u>	<u>Page #</u>
#1 – Consider Approval of Policies Committee Recommendation Regarding the Adoption of Proposed Revisions to Local Board Policies and Regulations	_____	_____ ✓ _____	_____	73
#2 – Consider Authorizing the College President to Enter into a Contract to Sell at Auction the College Buses	_____	_____	_____	76
#3 – Consider Approval of Proposal to Purchase Datacenter Networking and Server Equipment for Hardware Refreshers	_____	_____	_____	80
#4 – Consider Approval of Proposal to Purchase Computers for Computer Lab Refreshes	_____	_____	_____	81
#5 – Consider Approval of Proposal to Purchase Computers and Peripherals Used by Instructors in Classrooms and Laboratories	_____	_____	_____	82
#6 - Consider Approval of Change in Course Fees for GOVT 2305 and GOVT 2306 to Pilot Inclusive Access Book Project	_____	_____ ✓ _____	_____	83
#7 – Consider Approval of Amendment to Interlocal Governmental Agreement for School Liaison Officer Program	_____	_____ ✓ _____	_____	84
#8 – Consider Approval of Amendment to Professional Landscaping Architecture Scope of Services	_____	_____	_____	87
#9 – Consider Appointment of Voting Delegate and Alternate for the 2022 Association of Community College Trustees (ACCT) Leadership Congress	_____	_____ ✓ _____	_____	90

Consider Approval of Policies Committee Recommendation
Regarding the Adoption of Proposed Revisions to Local Board Policies and Regulations

The Board Policies Committee was scheduled to meet prior to this Regular Board Meeting to review and discuss proposed revisions to local Board policies and regulations in:

- Section A – Basic District Foundations (AD, AE)
- Section B – Local Governance (BBD, BBE, BH)
- Section C – Business and Support Services (CF, CHF, CIA, CJA, CM)
- Section D – Personnel (DK)
- Section E – Instruction (ECC, EE, EFAA, EFB, EFBA, EGC)
- Section F – Students (FB, FBA)
- Section G – Community and Governmental Relations (GK)

Ms. Carolyn Sunseri, Policies Committee Chairperson, will present a report of that meeting and the Committee's recommendation for Board consideration.

An index follows with a summary of the proposed revisions to these policies and regulations. To review the proposed revisions in detail, they are available in the October 12, 2022 Policies Committee Report either in hard copy or online.

**GALVESTON COLLEGE
PROPOSED BOARD POLICIES**

Policy		Policy Title	Comments
AD	Local	Educational Role, Mission, Purpose, and Responsibility	Updates Policy AD(Local) to reflect the new values as were adopted and set forth in the new institutional strategic plan.
AE	Local	College District Goals and Objectives	Updates Policy AE(Local) to reflect the new strategic goals as were adopted and set forth in the new institutional strategic plan.
BBD	Local	Board Members: Orientation and Training	Updates Policy BBD(Local) to include information and requirements related to cybersecurity training. Also, deletes reference to policy GAA (a policy which no longer exists).
BBE	Local	Board Members: Authority	Updates Policy BBE(Local) to remove a reference to policy GAA (a policy which no longer exists).
BH	Local	Administrative Rules and Regulations	Updates Policy BH(Local) to remove a reference to policy GAA (a policy which no longer exists).
CF	Local	Purchasing and Acquisition	Updates Policy CF(Local) to be more consistent with Policy CF(Legal). The updates include new language for emergency exceptions as well as updated language for competitive bidding and competitive sealed bids.
CHF	Local	Weapons	Updates Policy CHF(Local) to include as a prohibited weapon a gun or firearm with a silencer.
CIA	Local	Equipment and Supplies Management: Records Management	Updates Policy CIA(Local) to include who is responsible for appointing the Records Management Officer, as well as matters pertaining to the training of the Records Management Officer. In addition, there is updated language pertaining to electronic records and records destruction practices.
CJA	Local	Transportation Management: Maintenance and Use of Vehicles	Updates to Policy CJA(Local) removes a reference to Policy DO(Local) (A policy which no longer exists).
CM	Local	Facilities Construction	Updates to Policy CM(Local) adds language which allows for emergency exceptions to purchasing and construction guidelines in the event of a catastrophe, emergency, or natural diester.
DK	Local	Professional Development	Updates Policy BBD(Local) to include information and requirements for professional development as set forth by SACSCOC, as well as requirements related to cybersecurity training.

**GALVESTON COLLEGE
PROPOSED BOARD POLICIES**

Policy		Policy Title	Comments
ECC	Local	Instructional Arrangements: Student Course Load and Schedules	Updates to Policy ECC(Local) adds language to clarify the limitations on student drops in the event of a disaster declared by the Governor.
EE	Local	Curriculum Development	Updates to Policy EE(Local) removes language requiring a hard copy of a course syllabus be maintained. (All syllabi are now published on the web and stored electronically.) Additional changes include clarification of faculty participation in textbook selection.
EFAA	Local	Core Curriculum	Updates to Policy EFAA(Local) deletes references to pending approval by SACSCOC of the BSN program.
EFB	Local	Academic Achievement: Degrees and Certificates Awarded	Updates to Policy EFB(Local) updates language regarding the degrees and certificates awarded by the College. Based on SACSCOC approval, the College is approved to award certificates, associate degrees, and baccalaureate degrees.
EFBA	Local	Degrees and General Graduation Requirements	Updates to Policy EFBA(Local) deletes references to pending approval by SACSCOC of the BSN program.
EGC	Local	Awards and Academic Recognition	Updates to Policy EGC(Local) changes the number of upper-level hours required to graduate with honors for baccalaureate students from 45 to 30. (Re: There are only 30 required upper-level hours in the BSN program.)
FB	Local	Admissions Requirements	Updates to Policy FB(Local) clarifies language which indicates that admission to the College does not of and in itself guarantee admission or placement in any specific course, program of study or any specific certificate, associate degree, or baccalaureate degree program.
FBA	Local	Transfer of Credit	Updates to Policy FBA(Local) update and clarify guidelines by which the College accepts and transfers credit from another college.
GK	Local	Relations with Educational Accreditation Agencies	Updates Policy GK(Local) to reflect the current name of the Southern Association of Colleges and Schools Commission on Colleges.

Consider Authorizing the College President to Enter into a Contract
to Sell at Auction the College Buses

Staff is requesting Board authorization for the College President to sell three (3) college buses at auction using the College’s approved vendor, Lemons Auctioneers, LLC. and Online Pros, 18810 Juergen Road, Tomball, Texas, 77377, BuyBoard Contract # 620-20.

Galveston College will provide the Auctioneer with pictures and a brief video of each bus. Auctioneer will market the vehicles prior to auction. Buses will be sold “As Is” and “Where Is” with no warranty or guarantee. If the buses are sold, Auctioneer will handle all title preparation placing Buyer’s information on Titles, 130U Forms, and turn in the Buyer information to the DMV utilizing a VTR-346 form for each bus.

Fees to promote the auction will not exceed \$1,130 and the Auctioneer will take a 7% percent commission on each sale. The source of funding to pay for marketing or other expenses will be (11-61050-50110) Transportation: Supplies & General Exp. Proposal available for review upon request.

Make and Model Year	Mileage	VIN
2018 Thomas – Saf-T Liner HDX* 38 passenger	25,250.9	1T7Y44D24J 1127228
2016 Thomas – Saf-T Liner HDX* 38 passenger	42,114	1T7YN4E20 G1291225
2007 - Eldorado International Model # 3200 30 passenger	76,657	1HVBTAAM 57H488522
* The Transit-Liner® HDX is a transit-style commercial bus that's designed for comfort on even the longest trips. Heavy-duty shock absorbers take on any terrain, from mountain roads to narrow city streets, while the rear-engine design keeps the ride nice and quiet for the driver.		

Lemons Auctioneers, LLC & Online Pros
18810 Juergen Rd.
Tomball, Texas 77377
(800)243-1113

LEMONS AUCTIONEERS & ONLINE PROS PROPOSAL FOR ONLINE AUCTION SERVICES GALVESTON COLLEGE

Introduction:

Lemons Auctioneers was founded in 2001 in Magnolia, Texas following its predecessor Del Lemons Co., Inc. an auctioneering firm that professionally set the standards in the live auction industry. Lemons streamlined the auction industry by conducting its first online only auction in 2001 greatly changing the future of its operations.

Overview:

Lemons Auctioneers and Online Pros is pleased to submit this proposal for conducting online auction services for Galveston College. Our goal is the successful sale of your three (3) Shuttle Buses by online auction. We have been privileged to partner with over (300 +) Colleges, Learning Institutions, and Counties selling throughout Texas similar buses by online auction through www.onlinepros.com.

Objective:

- #1. Offer Shuttle Buses online to a larger audience nationally & internationally.**
 - #2. Achieve the highest market value price through online auction.**
 - #3. The online auction will reduce the wait time if buses are marketed by Fair Market Value.**
 - #4: Remove buses from vehicle insurance once sold by online auction.**
 - #5: College will no longer be liable for repairs, or possible damage that could occur while in its present location.**
 - #6: Buses will be sold "As Is" "Where Is" with no warranty or guarantee what so ever to the highest bidder once Seller has determined the minimum amount that they accept for each unit.**
- Auctioneer's Suggested Starting Bids: \$10,000, 2007 Shuttle Bus & \$20,000 a piece on the 2016 & 2018 Shuttle Buses.**

Definitions:

Market Value: is the price at which buses will actually sell for. Example: Online auction.
Fair Market Value: Is Determined based on the estimated amount a buyer and seller would likely agree upon under "normal" conditions. Example: If the buses were consigned on a Bus lot.

Execution Strategy:

Lemons will execute proven strategies of over 50+ years' experience utilizing our experienced customer care, expert marketing, and our exceptionally skilled onsite auction team.

#1. Auctioneer will take Photos, Inventory, and Operational Videos of Buses through YouTube and TikTok. (Buses will need to start for operational videos)

#2. Operations Assistant will input lots into Auctioneers online portal and once completed, email College a preview copy of the online inventory for approval.

#3. Place Buses on www.onlinepros.com for at least twenty (20) consecutive days.

#4: Marketing team will place Galveston College's online auction on Google, Facebook, LinkedIn, and third-party websites for maximum exposure. Auctioneer will also place an advertisement in the Galveston Daily News in the auction section. Auctioneer will email a copy of the advertisement to Galveston College prior to placement and receive written approval from the College.

#5. Offer Preview by appointment only. (Manned by Galveston College Staff Member by Appointment on an Appointed Day). Buses will need to start on preview day.

#6. Auctioneer recommends placing all the Buses in one staging area for easy access.

#7. Auctioneer and Seller will agree on a starting bid for each bus prior to placement to entertain prospective bidders to bid.

#8. Upon closing of the online auction, the Seller will have 48 hours to take or reject all bids received by online auction.

#9. Seller may have minimum or reserves bids as they see fit in writing with Auctioneer.

#10. If Buses are sold, Auctioneer will handle all title preparation placing Buyer's information on Titles, 130U Forms, and turn in the Buyer information to the DMV utilizing a VTR-346 form for each Bus.

Marketing Expenses:

Seller Paid Marketing Expenses if Shuttle Buses Do Not Meet Seller's Approved Minimums. Auctioneer will be reimbursed by Seller upon completion of the auction. An Invoice will be supplied to Seller along with proof of advertisement and cost receipt.

Note: If Shuttle Buses are sold by online auction, Auctioneer will incur all advertising cost.

#1. Newspaper Advertisement in the Galveston Daily News: Not to exceed \$200.00.

Non-Organic Advertising Cost:

#2. Google Paid Advertisement: Not to exceed \$500.00

#3. Facebook/Instagram Paid Advertisement: Not to exceed \$300.00

#4. Global Auction Guide (International Firm): Not to exceed \$30.00

#5. Linked In: Not to exceed \$50.00

#6. Twitter: Not to exceed \$50.00

Proposed Timeline for Execution of Online Auction:

-College Provides Digital Photography: Thursday, October 13, 2022

(Arrival Time: 9:00am)

-Online Auction Activation: Tuesday, October 18, 2022

-Online Auction Preview: Thursday, November 03, 2022

-Online Auction Completion: Tuesday, November 08, 2022

-Online Auction Removal:

Wednesday, November 09, 2022/Thursday, November 10, 2022/

Friday, November 11, 2022

Qualifications:

Lemons Auctioneers & Online Pros is a proven leader in the sale of Shuttle and School Buses.

I have listed several references below for you to contact:

#1. Fort Bend County Public Transportation, Michelle Schmidt, 832- 471-2547,

Michelle.Schmidt@fortbendcountytexas.gov

#2. CyFair ISD, Kristi Giron, 281-517-6367, Kristi.giron@cfisd.net

#3. Fort Bend ISD, John Bridges, 713-459-3805, john.bridges@fortbendis.com

#4. College of the Mainland, Sonja Blinka, 409-933-8474, sblinka@com.edu

Conclusion:

We are looking forward to working with you and your staff concerning the sale of your Shuttle Buses by online auction. We are confident with an aggressive marketing strategy and a good marketing plan we will attract serious buyers.

If you have any questions concerning this proposal, feel free to contact Lori Campbell at lori@onlinepros.com or call my cell: 713-252-4000.

Thank you,

**Lori Campbell
President**

Consider Approval of Proposal to Purchase Datacenter Networking and Server Equipment
For Hardware Refreshes

Staff requests approval of this proposal to purchase equipment, approved in the FY23 budget, to refresh datacenter networking and server equipment. Equipment includes 2 PowerEdge R650 Servers that will serve as replacement standalone VMWare virtual machine hosts, 1 PowerEdge R450 Server which will serve as a replacement data archival host server, 1 Unity All-Flash Storage Appliance which will provide added storage capacity for various systems, and 2 PowerSwitch S4128 Switches that provide the connectivity to multiple networks and servers requiring sufficient bandwidth for various services and applications.

All servers, switches, and storage appliances come with a five-year warranty. All equipment is from Dell EMC (DIR Contract No. DIR-TSO-3763) with a total cost of \$70,893. A breakdown of the cost follows.

The source of funding will be the Education and General Fund.

Vendor/Quotes	Item/Quotes	Funding Sources	Cost
Dell EMC Contract No: DIR-TSO-3763	1 Unity All-Flash Storage Appliance	Education and General Fund (Account 11-51510-53210)	\$38,744
	2 PowerEdge R650 Servers		\$12,498
	1 PowerEdge R450 Server		\$4,011
	2 PowerSwitch S4128 Switches		\$15,640
Total:			\$70,893

Consider Approval of Proposal to Purchase Computers for Computer Lab Refreshes

Staff requests approval of this proposal to purchase equipment, approved in the FY23 budget, to refresh computer labs R-358, R-359, and the computer used by instructors in N-347. Equipment includes 78 All in One (AiO) desktop computers from Dell EMC (DIR Contract No. DIR-TSO-3763). The total cost of purchases from Dell is \$96,720.00. The source of the funding is the Education and General Fund. A breakdown of the cost, and specs follows.

The specs of the AiO desktops are as follows:

- Model: Dell Optiplex 7400 All in One (AiO)
- CPU: Intel i7 12th Generation 12 Core CPU rated up to 4.9 Gigahertz
- Memory: 16 Gigabytes of memory
- Hard Drive: 256 Gigabyte Non-Volatile Memory Solid State Hard Drive
- Screen size: 23.8” Screen
- Integrated camera and microphone

All desktops come with a three-year warranty.

Vendor/Quotes	Item/Quotes	Funding Sources	Cost
Dell EMC Contract No: DIR-TSO-3763	78 Optiplex 7400 AiO’s	Education and General Fund (Account 11-51510- 53230)	\$96,720.00
Total:			\$96,720.00

Consider Approval of Proposal to Purchase Computers and Peripherals Used
by Instructors in Classrooms and Laboratories

Staff requests approval of this proposal to purchase equipment, approved in the FY23 budget, to refresh computers used by instructors in classrooms and laboratories used around campus. Equipment includes 49 desktop computers and 11 touchscreen monitors from Dell EMC (DIR Contract No. DIR-TSO-3763). The touchscreen monitors will provide instructors intuitive touch capabilities from the lecterns. The total cost of purchases from Dell is \$58,193.00. The source of the funding is the Education and General Fund. A breakdown of the cost, and specs follows.

The specs of the desktops are as follows:

- Model: Dell Optiplex 7000 Tower
- CPU: Intel i7 12th Generation 12 Core CPU rated up to 4.9 Gigahertz
- Memory: 16 Gigabytes of memory
- Hard Drive: 256 Gigabyte Non-Volatile Memory Solid State Hard Drive
- 24” Touchscreen Monitors

All desktops and monitors come with a three-year warranty.

Vendor/Quotes	Item/Quotes	Funding Sources	Cost
Dell EMC Contract No: DIR-TSO-3763	49 Optiplex 7000 Towers	Education and General Fund (Account 11-51510- 53230)	\$55,223.00
	11 24” Touchscreen Monitors		\$2,970.00
Total:			\$58,193.00

Consider Approval of Change in Course Fees for GOVT 2305 and GOVT 2306 to Pilot Inclusive Access Book Project.

Staff requests approval of the addition of course fees for GOVT 2305 and GOVT 2306 to pilot Inclusive Access books for these classes. Inclusive Access is a method of providing access to digital course materials (courseware and eBooks) to students on the first day of class via Canvas. Because this fee is included with the student’s registration process, they will have access to their instructional materials on the first day of class. Students do have the ability to opt-out of this fee, up until census date, if they prefer to purchase their materials another way. Using Inclusive Access often provides students with a discounted cost that ranges from 10% to 50% less than traditional textbook prices. Staff is proposing to pilot this process with GOVT 2305 and 2306 to evaluate whether Inclusive Access should be expanded to other courses as appropriate. If approved this fee would be effective November 7th when early registration for Spring 2023 begins.

The proposed fees include:

Course	Instructional Materials	IA Price	Retail Price	Savings
GOVT 2305 – Federal Government	Electronic Courseware and eBooks	\$26	\$29	10.3%
GOVT 2306 – Texas Government	Electronic Courseware and eBooks	\$63	\$81.20	22.4%

Consider Approval of Amendment to Interlocal Governmental Agreement
for School Liaison Officer Program

Staff requests Board approval to amend the existing Interlocal Governmental Agreement between the County of Galveston and Galveston College, including Exhibit B-Compensation Schedule. A Base Compensation Schedule was adopted by the County for the period of October 1, 2022 through September 30, 2023, pursuant to the “Consideration” section of the existing Interlocal Governmental Agreement for the School Liaison Officer Program. The new rate requested will increase the annual expense from \$465,172.47 to \$466,259.74. The funding source is the Education and General Fund. This rate increase was expected and was accounted for in the FY’ 22-23 Budget.

AMENDMENT 2021 – 2024 TO INTERLOCAL GOVERNMENTAL AGREEMENT
FOR SCHOOL LIAISON OFFICER PROGRAM

This agreement amend the now-existing Interlocal Governmental Agreement between the County of Galveston, Texas and Galveston College (“GCCD”), providing law enforcement services to GCCD. The attached Base Compensation Schedule (Exhibit B Supplement) is adopted for the period of October 1, 2022 through September 30, 2023, pursuant to the “Consideration” section of the existing Interlocal Governmental Agreement for School Liaison Officer Program.

County of Galveston by:

Mark Henry, County Judge

Date of Execution _____

Attest:

Dwight Sullivan, County Clerk

By _____ Deputy

Brandy Chapman

Henry Trochesset, Sheriff

Date of Execution _____

Galveston Community College District by:

(Signature)

(Printed name)

(Title)

Date of Execution _____

Exhibit B – Compensation Schedule

Galveston County has adopted a Career Path program for law enforcement. Compensation for each Officer will be calculated according to his or her individual Career Path step and corresponding salary grade/step as follows:

Position	Grade/Step	FY 2022 Salary
Deputy I – School Liaison	514	\$51,250.00
Deputy II – School Liaison	516	\$56,432.00
Deputy III – School Liaison	518	\$61,614.00
Deputy IV – School Liaison	519	\$64,205.00
Deputy V – School Liaison	520	\$66,795.00
Sergeant I – School Liaison	523	\$74,437.00
Sergeant II – School Liaison	524	\$78,205.00
Lieutenant – School Liaison	526	\$85,110.00
Captain – School Liaison	528	\$93,834.00

Hourly Rate for each Officer is calculated by dividing each Officer’s individual salary by 2080.

Total Hourly Rate for each Officer is calculated as follows:

$$(\text{Hourly Rate}) \times (1.21327 \text{ [variable benefits]}) + \$5.16 \text{ [fixed benefits]} = \text{Total Hourly Rate}$$

Longevity \$10 per month per year of service

Current yearly certification pay rates are:

Intermediate	Advanced	Master
\$600.00	\$1,200.00	\$1,800.00

In addition, the following fees and charges will be billed per Officer per contract year, prorated monthly:

Uniforms	Training	Cellular	Gun Qualifications
\$2,200.00	\$2,200.00	\$3,000.00	\$200.00

Administrative Fee will not exceed 1% of the total monthly bill

Consider Approval of Amendment to Professional Landscaping
Architecture Scope of Services

Staff requests Board approval to amend the existing scope of services between Galveston College and the PEA Group for professional landscaping architecture services. The changes are needed to advance the landscaping project at the main campus through the landscape architectural services phase/process.

The PEA Group will revise the Bid Drawing Set dated 3-10-2022, per discussion with client at meeting on September 27, 2022. They will also assist with the preparation of the updated bid set and solicitation of bids, including pre-bid conference, issue of addenda as necessary, attend bid opening and assist Client in evaluation of bids.

The fee for these additional services will increase the cost of the proposal from \$4,500 to \$5,700. The additional \$1,200 fee increases the overall cost of the project by more than 10% and as such requires Board approval. The funding source is 71-61040-53820 Architectural & Engineering Fees.



16060 Dillard Drive, Suite 250
Houston, TX 77040

713.688.3530
peagroup.com

September 28, 2022
Project No.: 2022-0147

via email: vpatterson@gc.edu

Van Patterson
Galveston College
4015 Ave. Q
Galveston, TX 77550

**RE: Notice of Amendment of Proposal Services Scope
Amendment No. 1
Project Name: Galveston College MP Updates
Project Location: 4015 Ave. Q Galveston, TX 77550**

Dear Van Patterson:

This letter is to inform you of an amendment in professional services scope required to progress the project through the landscape architectural services phase/process. These services are in addition to our original proposal/agreement, and this letter explains our understanding of the amendment in professional services scope, as well as the impacts to our service fee.

Amendment in Scope of Professional Services

Item 1. – Task 01 – Bid Drawing Revisions & Rebid:

PEA Group will revise the Bid Drawing Set dated 3-10-2022, per discussion with client at meeting on September 27, 2022. PEA Group will assist with the preparation of the updated bid set and solicitation of bids, including pre-bid conference, issue of addenda as necessary, attend bid opening and assist Client in evaluation of bids.

Estimated Fee Schedule Impacts

Original Scope Fee:	\$ 4,500.00*	
Amendment No.1 Scope Fee:		
Item 1. – Task 01 – Bid Drawing Revisions & Rebid	\$ 1,200.00	Lump Sum
Current Estimated Scope Fee (including amendment):	\$ 5,700.00	

*This is the original contract amount, portions of this original contract have already been completed, invoiced and paid (\$3,000).

If you agree with this notice of amendment, please sign below.

Please feel free to contact us with any questions you may have regarding this manner.

Sincerely,

PEA Group



Elizabeth "Violet" Mak, PLA, RAS, SITES AP
Regional Director of Landscape Architecture

Attachment: Exhibit "A"

Acknowledgement / Authorization to Proceed

I, _____ (printed name), hereby authorize PEA Group to proceed in accordance with the estimated amended scope fee presented above.

Signature

Date

Consider Appointment of Voting Delegate and Alternate for the
2022 Association of Community College Trustees (ACCT) Leadership Congress

Several Regents and the President will be attending the 2022 ACCT Leadership Congress October 26-29. The Galveston College Board is entitled to one vote during the Regional Caucuses and Senate Meeting. The Board Chair, or the Board must choose its voting delegate(s) internally prior to registration for the Regional Caucuses and the Senate Meeting. ACCT does not weigh in on voting delegate selection. Only voting members of governing boards may serve as voting delegates. Fiscal year 2022 ACCT membership dues must be received and verified at the time of Congress registration for a voting delegate to be eligible.

The Board may consider the appointment of the voting delegate and alternate representing Galveston College at the virtual 2022 ACCT Leadership Congress.