

PUTNAM COUNTY CUSD #535  
BOARD OF EDUCATION MEETING AGENDA  
PUTNAM COUNTY PRIMARY SCHOOL - MEDIA CENTER  
February 18, 2014  
6:30 PM

“WHERE ALL STUDENTS WILL LEARN AND SUCCEED AND ALL MEANS **ALL**”

**DISTRICT GOALS:**

Demonstrate increased academic achievement for all students.

Improve communications among all stakeholders in the Putnam County School District and communities.

Maintain strong fiscal responsibility in the Putnam County School District.

I. CALL TO ORDER	
II. PLEDGE OF ALLEGIANCE	
III. ROLL CALL	
IV. ADJUSTMENTS TO THE AGENDA	
V. AUDIENCE PARTICIPATION/HEARING OF DELEGATIONS	
VI. CORRESPONDENCE	3
VII. CONSENT AGENDA	
A. Approve January 21, 2014 Regular and Executive Session Minutes.	5
B. Approve District Bills	9
C. Approve Financial Reports	24
D. Approve Treasurer's Report	92
E. Destroy Executive Session Verbatim Recordings of August 20, 2012	
VIII. REPORTS, UPDATES AND INFORMATIONAL ITEMS	
A. Principals' Reports	94
B. Superintendent's Report	
1. Transportation Report	122
2. Investment Report	124
3. State Funding Update	125
4. 2013/2014 Calendar Updates	126
5. 2014/2015 School Calendar	127
6. Summer School (March)	128
7. Health Care Reform	
C. Committee Reports	

1. Policy Committee	
2. Negotiations Committee	
3. Finance Committee	
4. Building/Grounds Committee	
5. Personnel Committee	
6. Insurance Committee	
IX. OLD BUSINESS	
A. Maintenance Grant (Action)	129
X. NEW BUSINESS	
A. Ameren Energy Marketing Electric Service Agreement (Action)	132
B. Gas Sales Agreement with Center Point Energy Services, Inc. (Action)	139
C. Health Life Safety	145
D. Robbins Schwartz Hourly Rate Increase	146
XI. EXECUTIVE SESSION FOR THE APPOINTMENT, EMPLOYMENT, COMPENSATION, DISCIPLINE, PERFORMANCE, OR DISMISSAL OF SPECIFIC EMPLOYEES OF THE DISTRICT.	148
XII. ACTION ITEMS FOLLOWING EXECUTIVE SESSION	
A. Rehire Administrators and Non-Union Personnel (Action)	150
B. Accept Resignation (Action)	
XIII. ADJOURNMENT	



January 20, 2014

Mr. Jay McCracken  
Superintendent of Schools  
402 East Silverspoon Avenue  
Granville, IL 61326

Dear Jay,

Thank you for allowing us to use the Putnam County High School for our Special Olympic Individual Basketball Skills competition on January 18th. It is always a pleasure to work with the Putnam County School District staff. Lynn Acuncius was very helpful in setting up the event as usual. I also enjoyed getting to know Joey Ohnesorge. He was flexible in scheduling the event and making sure we had the equipment we needed. Our Committee and athletes look forward to this activity each year. We greatly appreciate the hospitality and assistance shown to our organization by the Putnam County School District.

Thanks again for your support of our sports programs for individuals with intellectual disabilities. It was great to see you at the event.

Sincerely,

A handwritten signature in cursive script, appearing to read "Cheryl".

Cheryl De Paepe  
Area Director

*Thanks so much for your annual support!*

DWAINE SHAW JR.  
President

JERAD HEITZLER  
Vice-President

COURTNEY RICO  
Secretary

BRIAN CHILDS  
KIM GOODLEY  
NANCY GOODMAN  
ALVIN LANDWEHR

# Annawan Unit District 226

501 West South Street • Annawan, Illinois 61234

JOE BURESH, Superintendent / High School Principal

LANA WOLF

K-12 Lead Teacher

501 West South St. • Annawan

(309) 935-6781

FAX (309) 935-6065


WAYNE BRAU

Grade School Principal

503 West South St. • Annawan

(309) 935-6623

Fax (309) 935-6894



February 3, 2014

Dear Putnam County High School/Girls Basketball team,

I am writing you to apologize for the comments that I have made that leaked out onto twitter last Thursday night. Words cannot express how sickened I am over the thought of your teenage student athletes having to endure such ugliness. This is no excuse, but I want to use this incident as a lesson to all. The notes I wrote were meant to go to a person that I have known my whole life as he asked for stats and comments for WLPO radio. Little did I know they were going to change my life drastically in a split second due to the document getting in the wrong hands and being spread through social media. The truth is I was venting to what I thought was a family friend and it all came out of frustration due to the fact that I was not being allowed to coach against you. I did not want to miss out on coaching against a state ranked team and the anger of missing out on it got the best of me. There is nothing I can probably say or do at this point to convince you otherwise, but I am not a monster. I care about all kids, not just my own. If there is anything I can do for your school or team, do not hesitate to ask. I am not opposed to personally coming to your school and apologizing to your team, but that is up to you. If you have any suggestions for me to help make a terrible situation better I am open to them. We will most likely meet up in your sectional in a couple weeks and I will be coaching thanks to our administration putting our girls' best interest at the forefront. I am truly sorry for this ugly incident and hope we can move past it in the best possible way.

Sincerely,

Jason Burkiewicz  
Annawan High School Girls Basketball Coach

Putnam County Community Unit School District #535  
400 E Silverspoon Ave  
Granville, Illinois 61326

Board of Education  
Regular Meeting  
6:30 p.m., January 21, 2014  
Media Center Putnam County Primary School

President Mrs. Nauman called the meeting to order at 6:30 p.m.

The meeting continued with the Pledge of Allegiance.

PLEDGE

The following members were present to answer roll call: Mr. Copeland, Mr. Gibson, Ms. Glenn, Mrs. Nauman, Mrs. Popurella, and Mrs. Shore. Mrs. Gilbert was absent.

ROLL CALL

Monica McGill, Michelle Edens, and Jamie Kunkel, Preschool Teachers, told the Board about Early Childhood Music Therapy provided by a grant from PC Educational Foundation.

DELEGATIONS

Mr. Heiser and FFA members gave presentation to the Board.

Jessica Lenkaitis, JH Social Studies Teacher, was presented with Recognition Award. A parent wrote a letter stating that Mrs. Lenkaitis is an outstanding teacher.

Mr. Gibson moved and Mr. Copeland seconded the motion to approve the Consent Agenda: Regular and Executive session minutes of December 16, 2013, Truth in Taxation minutes, Treasurer's Report for month of December, Financial Reports for month of December, Bills for month of January; and destroy Executive Session Verbatim Recordings of July 20, 2012. On roll call the members voted as follows: Mr. Gibson, aye; Ms. Glenn, aye; Mrs. Nauman, aye; Mrs. Popurella, aye; Mrs. Shore, aye; and Mr. Copeland, aye. Motion carried.

CONSENT AGENDA

Principals' reports are in BoardBook.

PRINCIPALS'  
REPORTS

One CD is due next month on February 27.

State Funding Update: E.C.E.- \$36,784; Special Education - \$88,536; Transportation - \$94,830; Ag Grant - \$2,588; Summer School - \$350; Total Owed by State - \$223,088.

The expenditures are slightly under the 50% level in most funds. In Tort Immunity, we are at 57%, and that reflects the large insurance liability premium that we pay in the first half of the year. Regarding the revenue section on that sheet, only 61% of the revenue has been received in the Education Fund. Several CPPRT payments are still due to the district this year.

SUPERINTENDENT  
REPORT

No Committee Meetings.

COMMITTEE  
REPORTS

Mrs. Shore moved and Mr. Gibson seconded the motion to pass the PRESS Plus Oct 2013, Issue 83 Policies. On roll call the members voted as follows: Mr. Gibson, aye; Ms. Glenn, aye; Mrs. Nauman, aye; Mrs. Popurella, aye; Mrs. Shore, aye; and Mr. Copeland, aye. Motion carried.

POLICIES

PUTNAM COUNTY BOARD OF EDUCATION

JANUARY 21, 2014

Page 2

Maintenance Review: Hennepin – asbestos tile removal and replace, remove asbestos containing science table tops, remove bleachers and replace with portable bleachers; gym lighting at all schools (Lighting Grant), outside lighting at all schools. Also some Life Safety concerns to address this summer.

MAINTENANCE  
REVIEW

At 7:25 p.m. Ms. Glenn moved and Mr. Copeland seconded the motion to adjourn to executive session to discuss the appointment, employment, compensation, discipline, performance, or dismissal of specific employee of the district and six month review of executive session minutes. On roll call the members voted as follows: Ms. Glenn, aye; Mrs. Nauman, aye; Mrs. Popurella, aye; Mrs. Shore, aye; Mr. Copeland, aye; and Mr. Gibson, aye. Motion carried.

EXECUTIVE  
SESSION

At 7:52 p.m. Mr. Gibson moved and Ms. Glenn seconded the motion to return to open session. On roll call the members voted as follows: Mr. Gibson, aye; Ms. Glenn, aye; Mrs. Nauman, aye; Mrs. Popurella, aye; Mrs. Shore, aye; and Mr. Copeland, aye. Motion carried.

Mr. Gibson moved and Mrs. Shore seconded the motion to accept Brooks Byers resignation as JH Language Arts Teacher. On roll call the members voted as follows: Mr. Gibson, aye; Ms. Glenn, aye; Mrs. Nauman, aye; Mrs. Popurella, aye; Mrs. Shore, aye; and Mr. Copeland, aye. Motion carried.

PERSONNEL

Mr. Copeland moved and Mr. Gibson seconded the motion to hire Jared Moore as HS English Teacher. On roll call the members voted as follows: Mr. Copeland, aye; Mr. Gibson, aye; Ms. Glenn, aye; Mrs. Nauman, aye; Mrs. Popurella, aye; and Mrs. Shore, aye. Motion carried.

Ms. Glenn moved and Mrs. Shore seconded the motion to hire Sarah Kottke as JH Language Arts Teacher. On roll call the members voted as follows: Ms. Glenn, aye; Mrs. Nauman, aye; Mrs. Popurella, aye; Mrs. Shore, aye; Mr. Copeland, aye; and Mr. Gibson, aye. Motion carried.

Mr. Copeland moved and Mr. Gibson seconded the motion to hire Jared Sale as HS Special Ed Aide. . On roll call the members voted as follows: Mr. Copeland, aye; Mr. Gibson, aye; Ms. Glenn, aye; Mrs. Nauman, aye; Mrs. Popurella, aye; and Mrs. Shore, aye. Motion carried.

Mr. Copeland moved and Mrs. Nauman seconded the motion to open Executive Session minutes of May 20, 2013; June 17, 2013; July 15, 2013; August 19, 2013; September 16, 2013; and October 21, 2013. All ayes, motion carried.

EXECUTIVE  
SESSION MINUTES

Board President Nauman stated the Board is very pleased with Superintendent McCracken and will offer an extension to his contract.

SUPERINTENDENT  
CONTRACT

At 7:58 p.m. Mr. Gibson moved and Mr. Copeland seconded the motion to adjourn. All ayes, motion carried.

ADJOURN

Respectfully submitted.  
Pamela Ellena, Board Secretary

APPROVED \_\_\_\_\_ DATE \_\_\_\_\_  
BOARD PRESIDENT

\_\_\_\_\_  
BOARD SECRETARY DATE \_\_\_\_\_

Putnam County Community Unit School District No. 535  
Granville, Illinois 61326  
EXECUTIVE SESSION MINUTES  
January 21, 2014

CALL TO ORDER                   The School Board of Putnam County met in regular session in the media center at the Primary Building.

ROLL CALL                    The following members were present to answer roll call: Mr. Copeland, Mr. Gibson, Ms. Glenn, Mrs. Nauman, Mrs. Popurella, and Mrs. Shore. Mrs. Gilbert was absent.

EXECUTIVE SESSION        At 7:25 p.m. Ms. Glenn moved and Mr. Copeland seconded the motion to adjourn to executive session to discuss the appointment, employment, compensation, discipline, performance, or dismissal of specific employee of the district and six month review of executive session minutes. On roll call the members voted as follows: Ms. Glenn, aye; Mrs. Nauman, aye; Mrs. Popurella, aye; Mrs. Shore, aye; Mr. Copeland, aye; and Mr. Gibson, aye. Motion carried.

- ITEMS DISCUSSED
- I.       Resignation – Brooke Byers, JH English Teacher
  - II.      Hire – Jared Moore, HS English Teacher  
          Sarah Kottke, JH English Teacher  
          Jared Sale, HS Spec Ed Aide (Rehire)
  - III.     6 Month Review of Executive Session Minutes  
          May 20, 2013  
          June 17, 2013  
          July 15, 2013  
          August 19, 2013  
          September 16, 2013  
          October 21, 2013
  - IV.     Superintendent Evaluation

ADJOURN  
RETURN TO OPEN MEETING   At 7:52 p.m. Mr. Gibson moved and Ms. Glenn seconded the motion to return to open session. On roll call the members voted as follows: Mr. Gibson, aye; Ms. Glenn, aye; Mrs. Nauman, aye; Mrs. Popurella, aye; Mrs. Shore, aye; and Mr. Copeland, aye. Motion carried.

BOARD PRESIDENT: \_\_\_\_\_

DATE: \_\_\_\_\_

BOARD SECRETARY: \_\_\_\_\_

DATE: \_\_\_\_\_

# Bills Payable List

Printed: 2/13/2014 3:08 PM  
 PUTNAM COUNTY CUSD #535  
 Expense on Date: 2/1/2014 to 2/28/2014

Vendor Name	P.O. Number	Description	Batch #	Amount	State Account Number
<b>AFLAC</b>					
		AFLAC-AFTER	999	136.66	10-481
		AFLAC-PRE TAX	97	136.02	10-481
		AFLAC-PRE TAX	97	10.79	20-481
		AFLAC-PRE TAX	97	0.09	40-481
		AFLAC-AFTER	999	136.66	10-481
		AFLAC-PRE TAX	97	136.11	10-481
		AFLAC-PRE TAX	97	10.79	20-481
				<u>\$567.12</u>	
<b>ALLIED WASTE SERVICES #366</b>					
		ALL SCHOOL SERVICES	210	541.19	20-2542-321-1
				<u>\$541.19</u>	
<b>AMEREN ILLINOIS</b>					
		H S-NATURAL GAS SERVICE	210	5,804.71	20-2542-465-2
		ELEMENTARY-NATURAL GAS	210	3,684.38	20-2542-465-4
		JR HI-NATURAL GAS	210	3,250.58	20-2542-465-3
		PRIMARY NATURAL GAS	210	2,782.28	20-2542-465-5
		H S- ELECTRIC SERVICE	210	24.85	20-2542-466-2
				<u>\$15,546.80</u>	
<b>ARAMARK</b>					
		ALL SCHOOL SERVICES	210	237.86	20-2542-321-1
		ALL SCHOOL SERVICES	210	314.36	20-2542-321-1
		ALL SCHOOL SERVICES	210	517.65	20-2542-321-1
		ALL SCHOOL SERVICES	210	323.37	20-2542-321-1
		ALL SCHOOL SERVICES	210	198.23	20-2542-321-1
				<u>\$1,591.47</u>	
<b>BAELE, BRANDY</b>					
		SW-TRAVEL	210	19.74	10-2110-332-1
				<u>\$19.74</u>	
<b>BARNETT, JAMES</b>					
		H S-ATHLETIC TRAVEL	210	321.48	10-1501-332-2
				<u>\$321.48</u>	
<b>BLUE CROSS BLUE SHIELD</b>					
		HLTH BP EMP+C	98	348.63	10-481
		HLTH BP EMP+C	98	348.63	20-481
		HLTH E + C	98	980.12	10-481
		HLTH BP E + C	98	1,394.52	10-481
		HLTH E + C	98	245.03	10-481
		HLTH E + C	98	245.03	20-481
		HLTH ADM BP F	98	2,751.21	10-481
		HLTH CRT S	98	1,085.48	10-481
		HLTH CRT S	98	0.82	40-481
		HLTH CRT S	98	1.13	80-481
		HLTH BP CRT S	98	9,797.96	10-481
		HLTH BP CRT S	98	7.43	40-481
		HLTH BP CRT S	98	10.34	80-481
		HLTH CRT F	98	3,099.73	10-481

# Bills Payable List

Printed: 2/13/2014 3:08 PM  
 PUTNAM COUNTY CUSD #535  
 Expense on Date: 2/1/2014 to 2/28/2014

Vendor Name	P.O. Number	Description	Batch #	Amount	State Account Number
		HLTH CRT F	98	4.35	80-481
		HLTH BP CRT F	98	3,310.77	10-481
		HLTH BP CRT F	98	4.64	80-481
		HLTH CRT E + S	98	1,817.76	10-481
		HLTH CRT E + S	98	4.56	80-481
		HLTH BP CRTE+S	98	3,114.52	10-481
		HLTH BP CRTE+S	98	7.80	80-481
		HLTH BP ADM S	98	294.69	10-481
		HLTH NC F	98	443.44	10-481
		HLTH BP NC F	98	473.63	10-481
		HLTH NC S	98	117.56	10-481
		HLTH NC S	98	88.17	20-481
		HLTH BP NC S	98	1,061.16	10-481
		HLTH BP NC S	98	795.87	20-481
		HLTH ADMIN E+S	98	572.54	10-481
		HLTH ADMIN E+S	98	45.55	40-481
		HLTH CRT S	98	1,027.51	10-481
		HLTH CRT S	98	1.14	80-481
		HLTH BP CRT S	98	9,274.79	10-481
		HLTH BP CRT S	98	10.36	80-481
		HLTH CRT F	98	3,099.65	10-481
		HLTH CRT F	98	4.43	80-481
		HLTH BP CRT F	98	3,310.67	10-481
		HLTH BP CRT F	98	4.74	80-481
		HLTH CRT E + S	98	1,817.76	10-481
		HLTH CRT E + S	98	4.56	80-481
		HLTH BP CRTE+S	98	3,114.52	10-481
		HLTH BP CRTE+S	98	7.80	80-481
		HLTH BP ADM S	98	294.69	10-481
		HLTH NC F	98	443.44	10-481
		HLTH BP NC F	98	473.63	10-481
		HLTH NC S	98	117.56	10-481
		HLTH NC S	98	88.17	20-481
		HLTH BP NC S	98	1,061.16	10-481
		HLTH BP NC S	98	795.87	20-481
		HLTH BP EMP+C	98	348.63	10-481
		HLTH BP EMP+C	98	348.63	20-481
		HLTH E + C	98	980.12	10-481
		HLTH BP E + C	98	1,394.52	10-481
		HLTH E + C	98	245.03	10-481
		HLTH E + C	98	245.03	20-481
		HLTH ADM BP F	98	2,751.21	10-481
		HLTH ADMIN E+S	98	572.54	10-481
		HLTH ADMIN E+S	98	45.55	40-481
				<u>\$64,356.78</u>	
<b>BOGNER ELECTRIC</b>					
		JR HI BLDG. REP/ MAINT	210	285.00	20-2542-323-3
				<u>\$285.00</u>	

# Bills Payable List

Printed: 2/13/2014 3:08 PM  
 PUTNAM COUNTY CUSD #535  
 Expense on Date: 2/1/2014 to 2/28/2014

Vendor Name	P.O. Number	Description	Batch #	Amount	State Account Number
<b>BOLIN, RAY</b>					
		JR HI-TRAVEL	210	667.40	10-1112-332-3
				<u>667.40</u>	
<b>BRADFIELDS COMPUTER SUPPLY</b>					
		PROJECTORS	210	1,398.00	10-1110-540-1
				<u>1,398.00</u>	
<b>CDWG INC.</b>					
		TONER	210	62.37	10-1112-410-1
				<u>62.37</u>	
<b>CIONI FORD, AL</b>					
		H S-GROUNDS SUPPLIES	210	8.00	20-2543-410-2
				<u>8.00</u>	
<b>COMPANION LIFE (DENTAL)</b>					
		DENT ADM BP F	98	207.00	10-481
		DENT ADM BP S	98	21.74	10-481
		DENT ADMIN E+S	98	38.44	10-481
		DENT ADMIN E+S	98	3.06	40-481
		DENT NC FAMILY	98	48.30	10-481
		DENT NC FAMILY	98	24.15	20-481
		DENT NC BP FAM	98	89.70	10-481
		DENT NC BP FAM	98	44.85	20-481
		DENTAL CERT S	98	197.39	10-481
		DENTAL CERT S	98	0.21	40-481
		DENTAL CERT S	98	0.23	80-481
		DENTAL BP CRT S	98	366.57	10-481
		DENTAL BP CRT S	98	0.40	40-481
		DENTAL BP CRT S	98	0.41	80-481
		DENTAL CRT F	98	433.74	10-481
		DENTAL CRT F	98	0.96	80-481
		DENTAL BP CRT F	98	805.52	10-481
		DENTAL BP CRT F	98	1.78	80-481
		DENTAL CERT S+	98	159.53	10-481
		DENTAL CERT S+	98	0.30	80-481
		DENT BP CRT S+	98	296.24	10-481
		DENT BP CRT S+	98	0.54	80-481
		DENT NC S+ 1	98	29.06	10-481
		DENT BP NC S+ 1	98	53.96	10-481
		DENT NC SINGLE	98	15.22	10-481
		DENT NC SINGLE	98	22.83	20-481
		DENT NC BP SIN	98	28.26	10-481
		DENT NC BP SIN	98	42.39	20-481
		DENTAL EMP PD	98	21.74	10-481
		DENTAL CERT S	98	182.39	10-481
		DENTAL CERT S	98	0.23	80-481
		DENTAL BP CRT S	98	338.71	10-481
		DENTAL BP CRT S	98	0.41	80-481
		DENTAL CRT F	98	433.74	10-481
		DENTAL CRT F	98	0.96	80-481

# Bills Payable List

Printed: 2/13/2014 3:08 PM  
PUTNAM COUNTY CUSD #535  
Expense on Date: 2/1/2014 to 2/28/2014

Vendor Name	P.O. Number	Description	Batch #	Amount	State Account Number
		DENTAL BP CRT F	98	805.51	10-481
		DENTAL BP CRT F	98	1.79	80-481
		DENTAL CERT S+	98	159.53	10-481
		DENTAL CERT S+	98	0.30	80-481
		DENT BP CRT S+	98	296.24	10-481
		DENT BP CRT S+	98	0.54	80-481
		DENT ADM BP F	98	207.00	10-481
		DENT ADM BP S	98	21.74	10-481
		DENT ADMIN E+S	98	38.44	10-481
		DENT ADMIN E+S	98	3.06	40-481
		DENT NC FAMILY	98	48.30	10-481
		DENT NC FAMILY	98	24.15	20-481
		DENT NC BP FAM	98	89.70	10-481
		DENT NC BP FAM	98	44.85	20-481
		DENT NC S+ 1	98	29.06	10-481
		DENT BP NC S+ 1	98	53.96	10-481
		DENT NC SINGLE	98	15.22	10-481
		DENT NC SINGLE	98	22.83	20-481
		DENT NC BP SIN	98	28.26	10-481
		DENT NC BP SIN	98	42.39	20-481
		DENTAL EMP PD	98	21.74	10-481
				<u>\$5,865.57</u>	
<b>COMPANION LIFE (LIFE)</b>					
		LIFE SUPT BP 2	98	4.40	10-481
		LIFE SUPT BP 2	98	0.35	40-481
		LIFE ADM BP	98	19.00	10-481
		LIFE CERT	98	100.43	10-481
		LIFE CERT	98	0.04	40-481
		LIFE CERT	98	0.18	80-481
		LIFE CERT BP	98	185.95	10-481
		LIFE CERT BP	98	0.09	40-481
		LIFE CERT BP	98	0.27	80-481
		LIFE NC	98	9.99	10-481
		LIFE NC	98	6.65	20-481
		LIFE NC BP	98	18.56	10-481
		LIFE NC BP	98	12.38	20-481
		LIFE EMP PD	98	2.38	10-481
		LIFE ADM BP	98	19.00	10-481
		LIFE SUPT BP 2	98	4.40	10-481
		LIFE SUPT BP 2	98	0.35	40-481
		LIFE CERT	98	97.13	10-481
		LIFE CERT	98	0.18	80-481
		LIFE CERT BP	98	179.86	10-481
		LIFE CERT BP	98	0.27	80-481
		LIFE NC	98	6.66	10-481
		LIFE NC	98	3.32	20-481
		LIFE NC BP	98	12.38	10-481
		LIFE NC BP	98	6.20	20-481

# Bills Payable List

Printed: 2/13/2014 3:08 PM  
 PUTNAM COUNTY CUSD #535  
 Expense on Date: 2/1/2014 to 2/28/2014

Vendor Name	P.O. Number	Description	Batch #	Amount	State Account Number
		LIFE EMP PD	98	2.38	10-481
				<u>\$692.80</u>	
<b>CROSS, RONDA</b>		PRINC OFFICE-TRAVEL	210	58.75	10-2410-332-1
				<u>\$58.75</u>	
<b>CULLIGAN TRI CO SALES</b>		ALL SCHOOL SERVICES	210	155.00	20-2542-321-1
				<u>\$155.00</u>	
<b>DAVIS, ANNETTE E</b>		HS-SUPPLIES	210	184.65	10-1113-410-2
				<u>\$184.65</u>	
<b>DEBO HARDWARE</b>		JR HI-CAFE MISC SUPPLIES	210	99.44	10-2560-490-3
				<u>\$99.44</u>	
<b>ECKWALL, CAROL</b>		MUSIC TRAVEL	210	322.57	10-1115-332-1
				<u>\$322.57</u>	
<b>ECKWALL, JAMES</b>		MUSIC SUPPLY-PRIM	210	150.00	10-1115-410-5
				<u>\$150.00</u>	
<b>ENCOMPASS GAS GROUP INC</b>		VOC AG SUPPLIES	210	240.27	10-1401-410-2
				<u>\$240.27</u>	
<b>FENCE SPECIALTIES INC</b>		H S- GROUNDS CAP OUTLAY	210	8,258.00	20-2543-540-2
				<u>\$8,258.00</u>	
<b>FICEK ELECTRIC &amp; COMM</b>		H S-BUILDING REPAIRS/MAI	210	235.00	20-2542-323-2
		PRIMARY REPAIR/MAI	210	115.00	20-2542-323-5
				<u>\$350.00</u>	
<b>FIRST CHOICE MED EQUIPMENT</b>		MEDICAID	210	160.00	10-1220-411-11
				<u>\$160.00</u>	
<b>FRONTIER</b>		H S - TELEPHONE SERVICE	210	87.54	20-2542-340-2
		ELEM-TELEPHONE	210	124.35	20-2542-340-4
		SUPT-TELEPHONE	210	91.35	20-2542-340-1
				<u>\$303.24</u>	
<b>G &amp; B MECHANICAL</b>		ELEMENTARY-BLDG REPAIR	210	4,470.00	20-2542-323-4
				<u>\$4,470.00</u>	
<b>GETZ FIRE EQUIPMENT CO</b>		INSPECTIONS	210	172.50	80-2540-319-7
		INSPECTIONS	210	139.00	80-2540-319-7
				<u>\$311.50</u>	

# Bills Payable List

Printed: 2/13/2014 3:08 PM  
 PUTNAM COUNTY CUSD #535  
 Expense on Date: 2/1/2014 to 2/28/2014

Vendor Name	P.O. Number	Description	Batch #	Amount	State Account Number
<b>GOETZ, MEGAN</b>					
		PSYCH-TRAVEL	210	66.74	10-2140-332-1
				<u>66.74</u>	
<b>GOSLIN, VANESSA</b>					
		JR HI-TRAVEL	210	65.80	10-1112-332-3
		H S TRAVEL	210	65.80	10-1113-332-2
				<u>131.60</u>	
<b>GRAINGER</b>					
		JR HI-BUILDING SUPPLIES	210	7.71	20-2542-410-3
		PRIMARY BLDG SUPPLY	210	283.28	20-2542-410-5
		PRIMARY BLDG SUPPLY	210	128.61	20-2542-410-5
		HIGH SCHOOL-BLDG SUPPLIE	210	39.82	20-2542-410-2
		ELEMENTARY-BLDG SUPPLIES	210	243.90	20-2542-410-4
		PRIMARY BLDG SUPPLY	210	220.70	20-2542-410-5
		JR HI-BUILDING SUPPLIES	210	131.63	20-2542-410-3
		ELEMENTARY-BLDG REPAIR	210	823.05	20-2542-323-4
				<u>1,878.70</u>	
<b>GRASSERS</b>					
		JR HI-BUILDING SUPPLIES	210	15.90	20-2542-410-3
				<u>15.90</u>	
<b>HALL HIGH SCHOOL</b>					
		SP ED TUITION PUBLIC	210	1,135.96	10-4220-600-1
		DRIVERS ED PUPIL TUITION	210	799.33	10-1700-390-2
				<u>1,935.29</u>	
<b>HEALY, BENDER &amp; ASSOCIATES, INC.</b>					
		2014 LIFE SAFETY RESURVEY ELEM	210	2,886.96	20-2542-320-1
		2014 LIFE SAFETY RESURVEY HS	210	6,816.00	20-2542-320-1
		2014 LIFE SAFETY RESURVEY JH	210	3,856.24	20-2542-320-1
		2013 COMPUTER WIRING HS	210	722.00	20-2542-320-1
				<u>14,281.20</u>	
<b>HENNEPIN BOAT STORE LLC.</b>					
		ELEMENTARY-BLDG SUPPLIES	210	12.86	20-2542-410-4
				<u>12.86</u>	
<b>HENNEPIN FOOD MART</b>					
		HENN ELEM-SUPPLIES	210	7.95	10-1110-410-4
				<u>7.95</u>	
<b>HENNEPIN WATER DISTRICT</b>					
		ELEM-WATER	210	294.68	20-2542-322-4
				<u>294.68</u>	
<b>HIGH SCHOOL IMPREST</b>					
		PRINC OFFICE-POSTAGE	210	236.28	10-2410-341-1
		HS ATHL OFFICIALS	210	1,513.00	10-1501-319-2
		H S ATHLETIC-SUPPLIES	210	228.00	10-1501-410-2
		HS ATH DUES/FEES	210	800.00	10-1501-640-2
		MUSIC DUES	210	106.00	10-1115-640-1
		H S-DUES AND FEES	210	75.00	10-1113-640-2

# Bills Payable List

Printed: 2/13/2014 3:08 PM  
 PUTNAM COUNTY CUSD #535  
 Expense on Date: 2/1/2014 to 2/28/2014

Vendor Name	P.O. Number	Description	Batch #	Amount	State Account Number
				<u>\$2,958.28</u>	
<b>HILLMANN PEDIATRIC THERAPY</b>					
		PHYS IMP-CONTRACT SERVIC	210	4,471.58	10-1204-319-1
				<u>\$4,471.58</u>	
<b>HINCKLEY SPRING WATER CO</b>					
		SUPT OFFICE-SUPPLIES	210	12.75	10-2320-410-1
				<u>\$12.75</u>	
<b>IL COMPUTING EDUCATORS</b>					
		NEWSOME ICE CONFERENCE	210	455.00	10-1250-332-36
				<u>\$455.00</u>	
<b>IL VALLEY CELLULAR</b>					
		ALL SCHOOL SERVICES	210	148.97	20-2542-321-1
				<u>\$148.97</u>	
<b>IL VALLEY WASTE SERVICES</b>					
		ALL SCHOOL SERVICES	210	559.39	20-2542-321-1
		ALL SCHOOL SERVICES	210	390.83	20-2542-321-1
				<u>\$950.22</u>	
<b>IL VIRTUAL SCHOOL</b>					
		ELLY GLENN GEOMETRY 2ND	210	250.00	10-1113-470-1
				<u>\$250.00</u>	
<b>ILLINOIS VALLEY BUSINESS</b>					
		HEN R/M/COPIERS	91	399.15	10-1110-323-4
		PRIMARY R/M /COPIER	91	399.15	10-1111-323-5
		JH R/M/COPIER	91	399.16	10-1112-323-3
		HS R/M / COPIER	91	399.16	10-1113-323-2
		SUP COPY MACHINE	91	399.16	10-2320-323-1
				<u>\$1,995.78</u>	
<b>JACKS GAS &amp; SERVICE, INC.</b>					
		JR HI-GROUNDS SUPPLIES	210	10.10	20-2543-410-3
				<u>\$10.10</u>	
<b>JUDD CONSTRUCTION INC</b>					
		ELEMENTARY-GROUNDS REPAIR	210	125.00	20-2543-323-4
		ELEMENTARY-GROUNDS REPAIR	210	125.00	20-2543-323-4
		ELEMENTARY-GROUNDS REPAIR	210	125.00	20-2543-323-4
		ELEMENTARY-GROUNDS REPAIR	210	125.00	20-2543-323-4
		ELEMENTARY-GROUNDS REPAIR	210	125.00	20-2543-323-4
				<u>\$625.00</u>	
<b>JUNIOR HIGH IMPREST</b>					
		JH ATHL OFFICIALS	210	800.00	10-1501-319-3
		MEDICAID	210	395.00	10-1220-411-11
		JH ATHL DUES/FEES	210	448.96	10-1501-640-3
		TITLE I 7-5	210	868.00	10-1250-332-36
				<u>\$2,511.96</u>	
<b>JUNIOR LIBRARY GUILD</b>					
27918		HS MEDIA BOOKS	210	575.50	10-2220-411-2
				<u>\$575.50</u>	

# Bills Payable List

Printed: 2/13/2014 3:08 PM  
 PUTNAM COUNTY CUSD #535  
 Expense on Date: 2/1/2014 to 2/28/2014

Vendor Name	P.O. Number	Description	Batch #	Amount	State Account Number
<b>LANTER DISTRIBUTING LLC</b>					
		HIGH SCHOOL- FOOD	210	36.72	10-2560-410-2
		JR HI-CAFE FOOD	210	50.15	10-2560-410-3
		HENN-CAFE FOOD	210	46.80	10-2560-410-4
		PRIMARY CAFE FOOD	210	36.72	10-2560-410-5
				<u>\$170.39</u>	
<b>LASALLE PERU AREA CAREER CENTER</b>					
		A V VOCATIONAL SCHOOL	210	15,750.00	10-4140-670-2
				<u>\$15,750.00</u>	
<b>LEASE</b>					
		SPEECH IMP PROF SERV	210	19,462.38	10-1210-319-1
				<u>\$19,462.38</u>	
<b>LIGHTED WAY ASSOCIATION I</b>					
		LIGHTEDWAY/ALLENDALE	210	6,559.56	10-1912-670-1
				<u>\$6,559.56</u>	
<b>LOCKER ROOM</b>					
		H S-PE RESALE SUPPLIES	210	150.00	10-1113-497-8
				<u>\$150.00</u>	
<b>LOHMAN COMPANIES</b>					
		GOETZ DAYCARE	29	925.00	10-496
		ECKWALL HEALTH	29	1,200.00	10-496
				<u>\$2,125.00</u>	
<b>LYNN CARD COMPANY</b>					
		BOARD SUPPLIES	210	184.45	10-2310-410-6
				<u>\$184.45</u>	
<b>MAIN, KATHERINE</b>					
		NURSE-TRAVEL	210	165.68	10-2134-332-1
				<u>\$165.68</u>	
<b>MARK KARLOSKY CONSULTING</b>					
		TECH R/M	210	297.50	10-2226-323-1
		HP INTERNAL JET DIRECT CARD	210	85.00	10-1112-410-1
		TECH R/M	210	187.50	10-2226-323-1
		CPU FAN	210	24.90	10-1112-410-1
		TECH R/M	210	132.50	10-2226-323-1
		TECH R/M	210	187.50	10-2226-323-1
		TECH R/M	210	110.00	10-2226-323-1
		TECH SUPPLY	210	433.98	10-1112-410-1
64753		H S-BUILDING CAP OUT	210	4,132.80	20-2542-540-2
				<u>\$5,591.68</u>	
<b>MCGRAW-HILL SCHOOL EDUCATION</b>					
32903		MEDICAID	210	307.25	10-1220-411-11
				<u>\$307.25</u>	
<b>MCNABB TELEPHONE COMPANY</b>					
		SUPT-TELEPHONE	210	100.00	20-2542-340-1
		H S - TELEPHONE SERVICE	210	449.18	20-2542-340-2
		JR HI-TELEPHONE SERVICE	210	524.04	20-2542-340-3

# Bills Payable List

Printed: 2/13/2014 3:08 PM  
 PUTNAM COUNTY CUSD #535  
 Expense on Date: 2/1/2014 to 2/28/2014

Vendor Name	P.O. Number	Description	Batch #	Amount	State Account Number
		ELEM-TELEPHONE	210	212.02	20-2542-340-4
		PRIMARY-TELEPHONE SERV	210	212.02	20-2542-340-5
				<u>\$1,497.26</u>	
<b>MEDIACOM LLC</b>		MEDIACOM ONLINE	91	205.90	10-2190-323-1
				<u>\$205.90</u>	
<b>MENARDS PERU</b>		PRIMARY REPAIR/MAI	210	19.99	20-2542-323-5
				<u>\$19.99</u>	
<b>MUSIC SHOPPE, INC.</b>		MUSIC RESALE	210	197.92	10-1115-495-1
		MUSIC SUPPLY-HS	210	227.55	10-1115-410-2
				<u>\$425.47</u>	
<b>N C I M D</b>		PRIMARY CAFE FOOD	210	1,463.76	10-2560-410-5
		HENN-CAFE FOOD	210	779.76	10-2560-410-4
		HIGH SCHOOL- FOOD	210	1,135.44	10-2560-410-2
		JR HI-CAFE FOOD	210	943.92	10-2560-410-3
				<u>\$4,322.88</u>	
<b>NASCO</b>	32905	JR HI-ATHLETIC SUPPL	210	268.00	10-1501-410-3
				<u>\$268.00</u>	
<b>NCPERS GROUP LIFE INS.</b>		NCPERS INSURANCE	999	72.00	10-481
		NCPERS INSURANCE	999	24.00	20-481
		NCPERS INSURANCE	999	56.00	10-481
		NCPERS INSURANCE	999	8.00	20-481
				<u>\$160.00</u>	
<b>NETWORK BUSINES SYSTEMS INC.</b>		LEASE FD-MAXIIS	91	200.00	10-2190-323-1
				<u>\$200.00</u>	
<b>NEWS TRIBUNE</b>		HS MEDIA CTR-PERIODICALS	210	32.25	10-2220-440-2
				<u>\$32.25</u>	
<b>NEWSOME, CHRIS</b>		TECH-TRAVEL	210	308.79	10-2226-332-1
				<u>\$308.79</u>	
<b>NORTH CENTRAL BANK</b>		SUPT OFFICE-TRAVEL	210	135.00	10-2320-332-1
		BOARD SUPPLIES	210	66.85	10-2310-410-6
		LEASE FD TECH SUPPLY	210	195.69	10-1112-410-1
		BOARD SUPPLIES	210	98.28	10-2310-410-6
		BOARD SUPPLIES	210	33.43	10-2310-410-6
		JR HI-ATHLETIC TRAVEL	210	264.10	10-1501-332-3
		F/C SCIENCE SUPPLY	210	367.64	10-1113-412-2
		MEDICAID	210	199.00	10-1220-411-11

# Bills Payable List

Printed: 2/13/2014 3:08 PM

PUTNAM COUNTY CUSD #535

Expense on Date: 2/1/2014 to 2/28/2014

Vendor Name	P.O. Number	Description	Batch #	Amount	State Account Number
		PRIMARY OFFICE - SUPPLIES	210	54.91	10-2410-410-5
		BOARD SUPPLIES	210	8.06	10-2310-410-6
		MEDICAID	210	58.24	10-1220-411-11
		SPRING PLAY	210	1,368.50	10-1540-410-1
		STATE ATHLETIC TRAVEL	210	341.00	10-1501-332-1
		NIU OUTREACH SCIENCE	210	150.00	10-1110-332-42
		SUPT OFFICE-SUPPLIES	210	46.45	10-2320-410-1
		JR HI-ATHLETIC SUPPLIES	210	31.47	10-1501-410-3
				<u>\$3,418.62</u>	
<b>OHNESORGE, JOEY</b>					
		ATHLETIC DIR. TRAVEL	210	32.90	10-1501-333-2
				<u>\$32.90</u>	
<b>ORKIN EXTERMINATING CO IN</b>					
		ALL SCHOOL SERVICES	210	213.79	20-2542-321-1
				<u>\$213.79</u>	
<b>OSSOLA &amp; COMPANY J W</b>					
		H S- GROUNDS REPAIR/MAIN	210	300.00	20-2543-323-2
		PRIMARY-GROUNDS REP/MAI	210	171.00	20-2543-323-5
		H S- GROUNDS REPAIR/MAIN	210	400.00	20-2543-323-2
		PRIMARY-GROUNDS REP/MAI	210	149.50	20-2543-323-5
				<u>\$1,020.50</u>	
<b>PC FOODS, INC.</b>					
		PRIMARY CAFE FOOD	210	36.47	10-2560-410-5
		BOARD SUPPLIES	210	7.47	10-2310-410-6
		MEDICAID	210	195.52	10-1220-411-11
				<u>\$239.46</u>	
<b>PCCU (NEC)</b>					
		DED NEC	98	29.86	10-481
		NEC-ADMIN/10 MONTH	98	129.69	10-481
		NEC-ADMIN/10 MONTH	98	2.15	40-481
		NEC-ADMIN/10 MONTH	98	0.15	80-481
		NEC 24/20	98	1,121.72	10-481
		NEC 24/20	98	0.40	40-481
		NEC 24/20	98	1.67	80-481
		NEC-ADMIN/10 MONTH	98	129.69	10-481
		NEC-ADMIN/10 MONTH	98	2.15	40-481
		NEC-ADMIN/10 MONTH	98	0.15	80-481
		NEC 24/20	98	1,076.22	10-481
		NEC 24/20	98	1.67	80-481
				<u>\$2,495.52</u>	
<b>PENSERV PLAN SERVICES</b>					
		PENSERV PLAN SERVICES	999	2,020.10	10-481
		PENSERV PLAN SERVICES	999	315.00	20-481
		PENSERV PLAN SERVICES	999	0.99	40-481
		PENSERV PLAN SERVICES	999	0.36	80-481
		PENSERV PLAN SERVICES	999	1,906.09	10-481
		PENSERV PLAN SERVICES	999	0.36	80-481

# Bills Payable List

Printed: 2/13/2014 3:08 PM  
 PUTNAM COUNTY CUSD #535  
 Expense on Date: 2/1/2014 to 2/28/2014

Vendor Name	P.O. Number	Description	Batch #	Amount	State Account Number
				<u>\$4,242.90</u>	
<b>PERFORMANCE FOOD SERVICE</b>					
		JH BREAKFAST	210	513.38	10-2560-410
		JR HI-CAFE MISC SUPPLIES	210	44.55	10-2560-490-3
		JR HI-CAFE FOOD	210	2,848.57	10-2560-410-3
		PRIMARY BREAKFAST	210	124.14	10-2560-410-1-5
		PRIMARY MISC SUPPLY	210	29.58	10-2560-490-5
		PRIMARY CAFE FOOD	210	3,583.07	10-2560-410-5
		HS BREAKFAST	210	1,117.24	10-2560-410-1-2
		H S-CAFE MISC SUPPLIES	210	68.93	10-2560-490-2
		HIGH SCHOOL- FOOD	210	5,418.47	10-2560-410-2
		F/C SCIENCE SUPPLY	210	30.00	10-1113-412-2
		HEN BREAKFAST	210	692.67	10-2560-410-1-4
		HENN ELEM-CAFE MISC SUPP	210	82.28	10-2560-490-4
		HENN-CAFE FOOD	210	2,917.38	10-2560-410-4
				<u>\$17,470.26</u>	
<b>PERMA- BOUND</b>					
	32889	13/14 PCEF READING GRANT	210	98.04	10-2310-411-6
	32889	13/14 PCEF READING GRANT	210	36.52	10-2310-411-6
	32900	13/14 PCEF READING GRANT	210	222.49	10-2310-411-6
	43224	PCEF READING GRANT	210	102.61	10-2310-411-6
	52747	PCEF READING GRANT	210	14.44	10-2310-411-6
	52753	PRIM MEDIA BOOKS	210	56.78	10-2220-411-5
	53100	PRIM MEDIA BOOKS	210	724.14	10-2220-411-5
				<u>\$1,255.02</u>	
<b>PERRY MEMORIAL HOSPITAL</b>					
		STUDENT DRUG TESTING	210	552.00	10-2310-390-6
				<u>\$552.00</u>	
<b>PRIMARY IMPREST</b>					
		ELL TRAVEL/WKSHP	210	15.00	10-1800-332-20-06
				<u>\$15.00</u>	
<b>PUT CO PCEA/IEA DUES</b>					
		NON-CERT DUES	98	596.79	10-481
		NON-CERT DUES	98	37.26	20-481
		NON-CERT DUES	98	8.60	80-481
		IEA CERT DUES	98	2,215.23	10-481
		IEA CERT DUES	98	0.93	40-481
		IEA CERT DUES	98	3.91	80-481
		NON-CERT DUES	98	574.05	10-481
		NON-CERT DUES	98	37.26	20-481
		IEA CERT DUES	98	2,052.40	10-481
		IEA CERT DUES	98	3.91	80-481
				<u>\$5,530.34</u>	
<b>PUT CO SCHOOL (FED TRS)</b>					
		TITLE I FED TRS	99	1,936.51	10-1250-210-36
				<u>\$1,936.51</u>	
<b>PUT CO SCHOOL (TRS HEALTH</b>					

# Bills Payable List

Printed: 2/13/2014 3:08 PM  
 PUTNAM COUNTY CUSD #535  
 Expense on Date: 2/1/2014 to 2/28/2014

Vendor Name	P.O. Number	Description	Batch #	Amount	State Account Number
		DED THIS	98	74.72	10-481
		THIS ADMIN/10 MONTH	98	378.95	10-481
		THIS ADMIN/10 MONTH	98	6.28	40-481
		THIS ADMIN/10 MONTH	98	0.45	80-481
		THIS P24/T20	98	3,221.27	10-481
		THIS P24/T20	98	1.14	40-481
		THIS P24/T20	98	4.82	80-481
		THIS ADMIN/10 MONTH	98	378.95	10-481
		THIS ADMIN/10 MONTH	98	6.28	40-481
		THIS ADMIN/10 MONTH	98	0.45	80-481
		THIS P24/T20	98	3,090.33	10-481
		THIS P24/T20	98	4.82	80-481
		HENSON WALTER INS	95	622.32	10-1110-222-4
		PUETZ TAYLOR RINGENBERG INS	95	395.85	10-1111-222-5
		KASSABAUM SMITH INS	95	263.90	10-1112-222-3
		WRAGGE KEENER INS	95	263.90	10-1113-222-2
				<u>\$8,714.43</u>	
<b>PUT CO SCHOOL (TRS)</b>					
		TRS ADMI/10 MONTH	98	34.86	40-481
		TRS ADMI/10 MONTH	98	2.47	80-481
		DED TRS	98	397.40	10-481
		TRS P24/T20	98	17,904.15	10-481
		TRS P24/T20	98	6.33	40-481
		TRS P24/T20	98	26.70	80-481
		TRS ADMI/10 MONTH	98	2,102.48	10-481
		TRS ADMI/10 MONTH	98	34.86	40-481
		TRS ADMI/10 MONTH	98	2.47	80-481
		TRS P24/T20	98	17,176.42	10-481
		TRS P24/T20	98	26.69	80-481
		TRS ADMI/10 MONTH	98	2,102.48	10-481
				<u>\$39,817.31</u>	
<b>PUT CO SCHOOLS</b>					
		IM IMRF	98	27.15	10-481
		IM IMRF	98	1,875.63	10-481
		IM IMRF	98	833.93	20-481
		IM IMRF	98	61.85	40-481
		IM IMRF	98	19.25	80-481
		IMRFBRD SHARE	98	4,718.93	50-481
		IMRFBRD SHARE	98	2,068.16	50-481
		IMRFBRD SHARE	98	153.39	50-481
		IMRFBRD SHARE	98	47.73	50-481
		IM IMRF	98	27.15	10-481
		IM IMRF	98	1,528.33	10-481
		IM IMRF	98	450.68	20-481
		IMRFBRD SHARE	98	3,857.60	50-481
		IMRFBRD SHARE	98	1,117.66	50-481
				<u>\$16,787.44</u>	
<b>PUTNAM CO COMM UNIT (IL)</b>					

# Bills Payable List

Printed: 2/13/2014 3:08 PM  
 PUTNAM COUNTY CUSD #535  
 Expense on Date: 2/1/2014 to 2/28/2014

Vendor Name				
P.O. Number	Description	Batch #	Amount	State Account Number
	IL State Tax	99	8,993.84	10-481
	IL State Tax	99	452.24	20-481
	IL State Tax	99	16.80	40-481
	IL State Tax	99	11.21	80-481
	IL State Tax	99	10,776.61	10-481
	IL State Tax	99	843.01	20-481
	IL State Tax	99	84.86	40-481
	IL State Tax	99	31.63	80-481
			<u>\$21,210.20</u>	
<b>PUTNAM CO SD FIT</b>				
	Federal Tax 2014	99	22,942.39	10-481
	Federal Tax 2014	99	19,480.08	10-481
	Federal Tax 2014	99	1,094.76	20-481
	Federal Tax 2014	99	59.43	40-481
	Federal Tax 2014	99	23.05	80-481
	Federal Tax 2014	99	2,374.53	20-481
	Federal Tax 2014	99	126.96	40-481
	Federal Tax 2014	99	69.12	80-481
			<u>\$46,170.32</u>	
<b>PUTNAM CO SD MEDICARE</b>				
	MEDICARE (CERT)	99	2,324.52	10-481
	MEDICARE (CERT)	99	5.60	40-481
	MEDICARE (CERT)	99	3.27	80-481
	MEDICARE (BRD PD)	99	2,324.52	50-481
	MEDICARE (BRD PD)	99	5.60	50-481
	MEDICARE (BRD PD)	99	3.27	50-481
	MEDICARE (CERT)	99	2,123.82	10-481
	MEDICARE (CERT)	99	4.87	40-481
	MEDICARE (CERT)	99	3.28	80-481
	MEDICARE (BRD PD)	99	2,123.82	50-481
	MEDICARE (BRD PD)	99	4.87	50-481
	MEDICARE (BRD PD)	99	3.28	50-481
			<u>\$8,930.72</u>	
<b>PUTNAM COUNTY HEALTH DEPA</b>				
	BOARD SUPPLIES	210	425.00	10-2310-410-6
			<u>\$425.00</u>	
<b>PUTNAM COUNTY SD FICA</b>				
	MATCHING FICA	99	4,271.81	50-481
	MATCHING FICA	99	1,387.27	50-481
	MATCHING FICA	99	105.15	50-481
	MATCHING FICA	99	32.72	50-481
	MATCHING FICA	99	2,577.31	50-481
	MATCHING FICA	99	735.97	50-481
	FICA 2014	99	2,577.31	10-481
	FICA 2014	99	735.97	20-481
	FICA 2014	99	4,271.81	10-481
	FICA 2014	99	1,387.27	20-481
	FICA 2014	99	105.15	40-481

# Bills Payable List

Printed: 2/13/2014 3:08 PM  
 PUTNAM COUNTY CUSD #535  
 Expense on Date: 2/1/2014 to 2/28/2014

Vendor Name	P.O. Number	Description	Batch #	Amount	State Account Number
		FICA 2014	99	32.72	80-481
				\$18,220.46	
<b>PUTNAM COUNTY UNIT CAFE</b>					
		DEP DAYCARE EXP REIMBURSE PLAN	999	208.33	10-481
		HEALTH CARE EXP REIMBURSE PLAN	999	331.42	10-481
		HEALTH CARE EXP REIMBURSE PLAN	999	0.25	80-481
		HEALTH CARE EXP REIMBURSE PLAN	999	256.42	10-481
		HEALTH CARE EXP REIMBURSE PLAN	999	0.25	80-481
		DEP DAYCARE EXP REIMBURSE PLAN	999	208.33	10-481
				\$1,005.00	
<b>QUILL</b>					
	43232	PSYCH-SUPPLIES	210	61.58	10-2140-410-1
				\$61.58	
<b>RANDOLPH, GENE</b>					
		PSYCH-TRAVEL	210	274.95	10-2140-332-1
		MEDICAID	210	149.24	10-1220-411-11
				\$424.19	
<b>RENAISSANCE LEARNING</b>					
	32913	JH MEDIA SUPPLIES	210	65.16	10-2220-410-3
				\$65.16	
<b>ROBBINS SCHWARTZ NICHOLAS</b>					
		LEGAL FEES	210	100.00	80-2369-318-1
				\$100.00	
<b>SCHENNUM, JANET</b>					
		CROSS CAT-TRAVEL JAN	210	262.26	10-1220-332-1
				\$262.26	
<b>SCHOOL SPECIALTY</b>					
	52620	ECE INST SUP 1-6	210	170.62	10-1125-410-1
	52718	PRIMARY-SUPPLIES	210	145.43	10-1111-410-5
				\$316.05	
<b>STAPLES ADVANTAGE</b>					
		Void LEASE FD TECH SUPPLY	9,035	(328.41)	10-1112-410-1
		TECH SUPPLY	210	106.00	10-1112-410-1
				(\$222.41)	
<b>STAPLES CREDIT PLAN</b>					
		DUSTY DESTROY	210	30.00	10-1112-410-1
				\$30.00	
<b>STATE DISBURSEMENT UNIT</b>					
		CHILD SUPPORT	982	451.83	10-481
		CHILD SUPPORT	982	451.83	10-481
				\$903.66	
<b>SUN AG</b>					
		JR HI-GROUNDS REP/MAIN	210	130.00	20-2543-323-3
				\$130.00	
<b>SUPERINTENDENT IMPREST</b>					
		DISTRICT HOLIDAY	210	545.00	10-2310-410-6

# Bills Payable List

Printed: 2/13/2014 3:08 PM

PUTNAM COUNTY CUSD #535

Expense on Date: 2/1/2014 to 2/28/2014

Vendor Name	P.O. Number	Description	Batch #	Amount	State Account Number
		SUPT OFFICE-POSTAGE	210	15.76	10-2320-341-1
		BOARD DUES/FEES	210	36.50	10-2310-640-6
				<u>\$597.26</u>	
<b>SWINGEL, EDWARD</b>		CO OP TRAVEL	210	44.65	10-1459-332-2
				<u>\$44.65</u>	
<b>TOEDTER OIL COMPANY</b>		DRIVERS ED R/M	210	286.67	10-1700-323-2
		TRUCK REPAIR/MAINT	210	470.95	20-2542-320-3
		EX CURRICULAR VAN	210	511.91	40-2550-324-1
		TRANSP - YB SUPPLY	210	778.10	40-2550-411-1
				<u>\$2,047.63</u>	
<b>TRANSPORTATION WITH A PERSONAL TOUCH, INC.</b>		CONTRACT SERVICE-SP ED R	210	1,470.00	40-2550-326-1
				<u>\$1,470.00</u>	
<b>TRINITY CATHOLIC SCHOOL</b>		JR HI-CAFE FOOD	210	57.50	10-2560-410-3
				<u>\$57.50</u>	
<b>VILLAGE OF GRANVILLE</b>		HS- WATER	210	632.50	20-2542-322-2
		PRIMARY- WATER	210	191.50	20-2542-322-5
				<u>\$824.00</u>	
<b>WALKER, CHRIS</b>		H S-ATHLETIC TRAVEL	210	192.12	10-1501-332-2
		JR HI-ATHLETIC TRAVEL	210	192.12	10-1501-332-3
				<u>\$384.24</u>	
<b>WARD, NATHAN</b>		HS STUDENT TRAVEL	210	112.80	40-2550-332-2
				<u>\$112.80</u>	
<b>WASHINGTON NATIONAL INS CO</b>		WASHINGTON NTNL INS.	98	352.26	10-481
		WASHINGTON NTNL INS.	98	72.75	20-481
		WASHINGTON NTNL INS.	98	352.26	10-481
		WASHINGTON NTNL INS.	98	72.75	20-481
				<u>\$850.02</u>	
<b>YEZEK &amp; SONS INC</b>		PRIMARY REPAIR/MAI	210	71.33	20-2542-323-5
		PRIMARY REPAIR/MAI	210	582.47	20-2542-323-5
				<u>\$653.80</u>	
				<u>\$407,300.22</u>	
			<b>Report Total</b>		



**Putnam County Primary School**

**400 E. Silverspoon Ave.  
Granville, IL 61326**

**Phone Number 1-815-882-2800  
Fax Number 1-815-882-2801**

**ACTIVITY FUND REPORT JANUARY**

January 31, 2014

Beginning Balance \$7462.98

DEPOSITS \$1349.19

- 1/10 \$1109.34 (box tops & spirit gear)
- 1/17 \$110.00 (spirit gear)
- 1/24 \$129.85 (soda machine)

EXPENDITURES

- |                         |  |           |
|-------------------------|--|-----------|
| 1/17 ck# 687 - \$54.76  | Hinckley (water)                                 | \$-372.75 |
| 1/17 ck# 688 - \$122.28 | Smile Makers (office supplies/rewards)           |           |
| 1/24 ck# 689 - \$120.00 | Starved Rock IPA (student recognition breakfast) |           |
| 1/24 ck# 690 - \$75.71  | Pepsi (soda)                                     |           |

Ending Balance \$8439.42

***Where all students will learn and succeed and all means ALL***  
***Principal—Mrs. Ronda Cross***  
***Secretary—Mrs. Angelina Migliorini***



**Putnam County Primary School**

*400 E. Silverspoon Ave.  
Granville, IL 61326*

*Phone Number 1-815-882-2800  
Fax Number 1-815-882-2801*

IMPREST FUND REPORT JANUARY

January 31, 2014

Maximum Balance	\$1,500.00
Less Expenditures	\$-15.00

DEPOSITS	\$0
----------	-----

EXPENDITURES	
1/29/14 ck#603 ROE-Cross ELL workshop	\$15.00

Request for Reimbursement	\$15.00
---------------------------	---------

*Where all students will learn and succeed and all means ALL  
Principal—Mrs. Ronda Cross  
Secretary—Mrs. Angelina Migliorini*

**Balance Sheet (by fund)**

Printed: 2/6/2014 1:52 PM  
 PUTNAM COUNTY CUSD #535

Account Number	Account Description	Balance Forward	Current Month	Current Balance
<b>Fund: 10</b>				
AP-Accrual-10	AP-Accrual for Fund 10	0.00	0.00	0.00
	<b>Total</b>	<b>\$0.00</b>	<b>\$0.00</b>	<b>\$0.00</b>
10-110-1	CASH IN BANKS	5,190.32	(7.69)	5,182.63
10-185-1	LONG TERM INVESTMENTS	0.00	0.00	0.00
10-111-1	IMPREST FUND	12,800.00	0.00	12,800.00
10-121-1	REGULAR INVESTMENT ED	5,129,228.78	25,378.81	5,154,607.59
10-131	PAYROLL CASH	0.00	0.00	0.00
10-199-1	EMPLOYEE COMPUTERS	0.00	0.00	0.00
10-122-1	FARNSWORTH INVESTMENT	0.00	0.00	0.00
	<b>Total</b>	<b>\$5,147,219.10</b>	<b>\$25,371.12</b>	<b>\$5,172,590.22</b>
10-457-1	Delete This Account	0.00	0.00	0.00
10-498-1	TEACHER RET 2.2	0.00	0.00	0.00
10-497-1	SUPPORT PERS. DUES	0.00	0.00	0.00
10-496-1	LOHMANS CAFE. PLAN	(7,189.12)	(1,005.00)	(8,194.12)
10-495-1	LIFE INS PAYABLE	0.00	0.00	0.00
10-493-1	MEDICARE INS. PAYABLE	0.00	0.00	0.00
10-490-1	Delete This Account	0.00	0.00	0.00
10-481-1	TEACHER RET. PAYABLE	0.00	0.00	0.00
10-460-1	DISABILITY INS. PAYABLE	0.00	0.00	0.00
10-458-1	Delete This Account	0.00	0.00	0.00
10-456-1	Delete This Account	0.00	0.00	0.00
10-455-1	Delete This Account	0.00	0.00	0.00
10-459-1	Delete This Account	0.00	0.00	0.00
10-454-1	Delete This Account	0.00	0.00	0.00
10-452-1	Delete This Account	0.00	0.00	0.00
10-411-1	LOAN TO LIFE SAFETY	0.00	0.00	0.00
10-431-1	ACCOUNTS PAYABLE	0.00	0.00	0.00
10-434-1	LOANS FROM WKG CASH FND	0.00	0.00	0.00
10-453-1	Delete This Account	0.00	0.00	0.00
	<b>Total</b>	<b>(\$7,189.12)</b>	<b>(\$1,005.00)</b>	<b>(\$8,194.12)</b>
10-706-1	NET PROFIT/LOSS	(1,393,098.81)	(24,366.12)	(1,417,464.93)
10-730-1	FUND BALANCE	(3,746,931.17)	0.00	(3,746,931.17)
	<b>Total</b>	<b>(\$5,140,029.98)</b>	<b>(\$24,366.12)</b>	<b>(\$5,164,396.10)</b>
	<b>Total</b>	<b>\$0.00</b>	<b>\$0.00</b>	<b>\$0.00</b>

# Balance Sheet (by fund)

Printed: 2/6/2014 1:52 PM  
 PUTNAM COUNTY CUSD #535

Account Number	Account Description	Balance Forward	Current Month	Current Balance
<b>Fund: 20</b>				
AP-Accrual-20	AP-Accrual for Fund 20	0.00	0.00	0.00
	<b>Total</b>	<b>\$0.00</b>	<b>\$0.00</b>	<b>\$0.00</b>
20-185-1	LONG TERM INVESTMENTS	0.00	0.00	0.00
20-184-1	LAND FUND INVESTMENT	0.00	0.00	0.00
20-183-1	TREE FUND INVESTMENTS	3,594.64	0.00	3,594.64
20-131	PAYROLL CASH	0.00	0.00	0.00
20-110-1	CASH IN BANKS	146,428.86	0.00	146,428.86
20-121-1	REGULAR INVESTMENT O/M	2,031,363.12	(55,571.08)	1,975,792.04
	<b>Total</b>	<b>\$2,181,386.62</b>	<b>(\$55,571.08)</b>	<b>\$2,125,815.54</b>
20-454-1	Delete This Account	0.00	0.00	0.00
20-456-1	Delete This Account	0.00	0.00	0.00
20-457-1	Delete This Account	0.00	0.00	0.00
20-458-1	Delete This Account	0.00	0.00	0.00
20-459-1	Delete This Account	0.00	0.00	0.00
20-497-1	SUPPORT PERS. DUES	0.00	0.00	0.00
20-453-1	Delete This Account	0.00	0.00	0.00
20-481-1	ANNUITIES PAYABLE	0.00	0.00	0.00
20-451	Delete This Account	0.00	0.00	0.00
20-431-1	ACCOUNTS PAYABLE	0.00	0.00	0.00
20-452-1	Delete This Account	0.00	0.00	0.00
	<b>Total</b>	<b>\$0.00</b>	<b>\$0.00</b>	<b>\$0.00</b>
20-730-1	FUND BALANCE	(2,078,412.96)	0.00	(2,078,412.96)
20-706-1	NET PROFIT/LOSS	(102,973.66)	55,571.08	(47,402.58)
	<b>Total</b>	<b>(\$2,181,386.62)</b>	<b>\$55,571.08</b>	<b>(\$2,125,815.54)</b>
	<b>Total</b>	<b>\$0.00</b>	<b>\$0.00</b>	<b>\$0.00</b>

# Balance Sheet (by fund)

Printed: 2/6/2014 1:52 PM  
 PUTNAM COUNTY CUSD #535

Account Number	Account Description	Balance Forward	Current Month	Current Balance
<b>Fund: 30</b>				
AP-Accrual-30	AP-Accrual for Fund 30	0.00	0.00	0.00
	<b>Total</b>	<b>\$0.00</b>	<b>\$0.00</b>	<b>\$0.00</b>
30-185-1	LONG TERM INVESTMENTS	0.00	0.00	0.00
30-110-1	CASH IN BANKS	0.00	0.00	0.00
30-121-1	REGULAR INVESTMENT B/I	0.00	0.00	0.00
	<b>Total</b>	<b>\$0.00</b>	<b>\$0.00</b>	<b>\$0.00</b>
30-431-1	ACCOUNTS PAYABLE	0.00	0.00	0.00
	<b>Total</b>	<b>\$0.00</b>	<b>\$0.00</b>	<b>\$0.00</b>
30-730-1	FUND BALANCE	0.00	0.00	0.00
30-706-1	NET PROFIT/LOSS	0.00	0.00	0.00
	<b>Total</b>	<b>\$0.00</b>	<b>\$0.00</b>	<b>\$0.00</b>
	<b>Total</b>	<b>\$0.00</b>	<b>\$0.00</b>	<b>\$0.00</b>

# Balance Sheet (by fund)

Printed: 2/6/2014 1:52 PM  
 PUTNAM COUNTY CUSD #535

Account Number	Account Description	Balance Forward	Current Month	Current Balance
<b>Fund: 40</b>				
AP-Accrual-40	AP-Accrual for Fund 40	0.00	0.00	0.00
	<b>Total</b>	<b>\$0.00</b>	<b>\$0.00</b>	<b>\$0.00</b>
40-110-1	CASH IN BANKS	(5,395.72)	0.00	(5,395.72)
40-121-1	REGULAR INVESTMENT TRANS	418,449.92	(68,996.96)	349,452.96
40-131	PAYROLL CASH	0.00	0.00	0.00
40-185-1	LONG TERM INVESTMENTS	0.00	0.00	0.00
	<b>Total</b>	<b>\$413,054.20</b>	<b>(\$68,996.96)</b>	<b>\$344,057.24</b>
40-453-1	Delete This Account	0.00	0.00	0.00
40-411-1	LOANS FROM W/C	0.00	0.00	0.00
40-452-1	Delete This Account	0.00	0.00	0.00
40-454-1	Delete This Account	0.00	0.00	0.00
40-456-1	Delete This Account	0.00	0.00	0.00
40-457-1	Delete This Account	0.00	0.00	0.00
40-481-1	EMPLOYEE INCENTIVE	0.00	0.00	0.00
40-451-1	Delete This Account	0.00	0.00	0.00
40-431-1	ACCOUNTS PAYABLE	0.00	0.00	0.00
	<b>Total</b>	<b>\$0.00</b>	<b>\$0.00</b>	<b>\$0.00</b>
40-706-1	NET PROFIT/LOSS	(117,265.40)	68,996.96	(48,268.44)
40-730-1	FUND BALANCE	(295,788.80)	0.00	(295,788.80)
	<b>Total</b>	<b>(\$413,054.20)</b>	<b>\$68,996.96</b>	<b>(\$344,057.24)</b>
	<b>Total</b>	<b>\$0.00</b>	<b>\$0.00</b>	<b>\$0.00</b>

# Balance Sheet (by fund)

Printed: 2/6/2014 1:52 PM  
PUTNAM COUNTY CUSD #535

Account Number	Account Description	Balance Forward	Current Month	Current Balance
<b>Fund: 50</b>				
AP-Accrual-50	AP-Accrual for Fund 50	0.00	0.00	0.00
	<b>Total</b>	<b>\$0.00</b>	<b>\$0.00</b>	<b>\$0.00</b>
50-110-1	CASH IN BANKS	100,059.71	0.00	100,059.71
50-121-1	REGULAR INVESTMENT IMRF	312,124.15	64,292.52	376,416.67
50-185-1	IMRF-LONG TERM INVESTMEN	0.00	0.00	0.00
	<b>Total</b>	<b>\$412,183.86</b>	<b>\$64,292.52</b>	<b>\$476,476.38</b>
50-481-1	MEDICARE EMPLOYEE (10)	0.00	0.00	0.00
50-492-1	MEDICARE INS PAYABLE	0.00	0.00	0.00
50-457-1	Delete This Account	0.00	0.00	0.00
50-454-1	Delete This Account	0.00	0.00	0.00
50-431-1	ACCOUNTS PAYABLE	0.00	0.00	0.00
50-493-1	MEDICARE BOARD SHARE	0.00	0.00	0.00
	<b>Total</b>	<b>\$0.00</b>	<b>\$0.00</b>	<b>\$0.00</b>
50-730-1	FUND BALANCE	(263,958.82)	0.00	(263,958.82)
50-706-1	NET PROFIT/LOSS	(148,225.04)	(64,292.52)	(212,517.56)
	<b>Total</b>	<b>(\$412,183.86)</b>	<b>(\$64,292.52)</b>	<b>(\$476,476.38)</b>
	<b>Total</b>	<b>\$0.00</b>	<b>\$0.00</b>	<b>\$0.00</b>

# Balance Sheet (by fund)

Printed: 2/6/2014 1:52 PM  
 PUTNAM COUNTY CUSD #535

Account Number	Account Description	Balance Forward	Current Month	Current Balance
<b>Fund: 60</b>				
AP-Accrual-60	AP-Accrual for Fund 60	0.00	0.00	0.00
	<b>Total</b>	<b>\$0.00</b>	<b>\$0.00</b>	<b>\$0.00</b>
60-185-1	LONG TERM INVEST C/P	0.00	0.00	0.00
60-121-1	REG INVESTMENTS-CAP PROJ	0.00	0.00	0.00
60-110-1	CASH IN BANK-CAP PROJ	0.00	0.00	0.00
	<b>Total</b>	<b>\$0.00</b>	<b>\$0.00</b>	<b>\$0.00</b>
60-411-1	LOAN FROM W/C	0.00	0.00	0.00
60-431-1	A/P CAP PROJECTS	0.00	0.00	0.00
	<b>Total</b>	<b>\$0.00</b>	<b>\$0.00</b>	<b>\$0.00</b>
60-730-1	FUND BALANCE	0.00	0.00	0.00
60-706-1	NET PROFIT/LOSS	0.00	0.00	0.00
	<b>Total</b>	<b>\$0.00</b>	<b>\$0.00</b>	<b>\$0.00</b>
	<b>Total</b>	<b>\$0.00</b>	<b>\$0.00</b>	<b>\$0.00</b>

# Balance Sheet (by fund)

Printed: 2/6/2014 1:52 PM  
 PUTNAM COUNTY CUSD #535

Account Number	Account Description	Balance Forward	Current Month	Current Balance
<b>Fund: 70</b>				
AP-Accrual-70	AP-Accrual for Fund 70	0.00	0.00	0.00
	<b>Total</b>	<b>\$0.00</b>	<b>\$0.00</b>	<b>\$0.00</b>
70-121-1	REGULAR INVESTMENT WC	826,160.20	204.92	826,365.12
70-185-1	INVESTMENT LONG TERM WC	1,253,680.00	0.00	1,253,680.00
70-141-1	W/C INTERFUND LOANS	0.00	0.00	0.00
70-110-1	CASH IN BANKS	(17,097.86)	0.00	(17,097.86)
	<b>Total</b>	<b>\$2,062,742.34</b>	<b>\$204.92</b>	<b>\$2,062,947.26</b>
70-431-1	ACCOUNTS PAYABLE	0.00	0.00	0.00
70-411-1	LOANS TO LIFE SAFETY	0.00	0.00	0.00
	<b>Total</b>	<b>\$0.00</b>	<b>\$0.00</b>	<b>\$0.00</b>
70-730-1	FUND BALANCE	(2,002,260.53)	0.00	(2,002,260.53)
70-706-1	NET PROFIT/LOSS	(60,481.81)	(204.92)	(60,686.73)
	<b>Total</b>	<b>(\$2,062,742.34)</b>	<b>(\$204.92)</b>	<b>(\$2,062,947.26)</b>
	<b>Total</b>	<b>\$0.00</b>	<b>\$0.00</b>	<b>\$0.00</b>

# Balance Sheet (by fund)

Printed: 2/6/2014 1:52 PM  
 PUTNAM COUNTY CUSD #535

Account Number	Account Description	Balance Forward	Current Month	Current Balance
<b>Fund: 80</b>				
AP-Accrual-80	AP-Accrual for Fund 80	0.00	0.00	0.00
	<b>Total</b>	<b>\$0.00</b>	<b>\$0.00</b>	<b>\$0.00</b>
80-131	PAYROLL CASH	0.00	0.00	0.00
80-121-1	TORT-REG INVESTMENT	127,500.97	(14,944.06)	112,556.91
80-110-1	TORT-CASH IN BANKS	12,384.25	0.00	12,384.25
	<b>Total</b>	<b>\$139,885.22</b>	<b>(\$14,944.06)</b>	<b>\$124,941.16</b>
80-481	NON-CERT DUES	0.00	0.00	0.00
80-431-1	ACCOUNTS PAYABLE	0.00	0.00	0.00
	<b>Total</b>	<b>\$0.00</b>	<b>\$0.00</b>	<b>\$0.00</b>
80-730-1	FUND BALANCE	(78,542.93)	0.00	(78,542.93)
80-706-1	NET PROFIT/LOSS	(61,342.29)	14,944.06	(46,398.23)
	<b>Total</b>	<b>(\$139,885.22)</b>	<b>\$14,944.06</b>	<b>(\$124,941.16)</b>
	<b>Total</b>	<b>\$0.00</b>	<b>\$0.00</b>	<b>\$0.00</b>

# Balance Sheet (by fund)

Printed: 2/6/2014 1:52 PM  
 PUTNAM COUNTY CUSD #535

Account Number	Account Description	Balance Forward	Current Month	Current Balance
<b>Fund: 90</b>				
AP-Accrual-90	AP-Accrual for Fund 90	0.00	0.00	0.00
	<b>Total</b>	<b>\$0.00</b>	<b>\$0.00</b>	<b>\$0.00</b>
90-185-1	LONG TERM L/S	0.00	0.00	0.00
90-121-1	REGULAR INVESTMENT L/S	501,635.81	148.15	501,783.96
90-110-1	CASH IN BANK-LIFE SAFETY	(119,648.63)	0.00	(119,648.63)
	<b>Total</b>	<b>\$381,987.18</b>	<b>\$148.15</b>	<b>\$382,135.33</b>
90-411-1	LOAN DUE TO EDUCATION	0.00	0.00	0.00
90-481-1	IL WITHHOLDING TAX PAY	0.00	0.00	0.00
90-457-1	Delete This Account	0.00	0.00	0.00
90-452-1	Delete This Account	0.00	0.00	0.00
90-412-1	LOAN DUE TO WORKING CASH	0.00	0.00	0.00
90-431-1	ACCOUNTS PAYABLE	0.00	0.00	0.00
	<b>Total</b>	<b>\$0.00</b>	<b>\$0.00</b>	<b>\$0.00</b>
90-706-1	NET PROFIT/LOSS	(57,530.51)	(148.15)	(57,678.66)
90-730-1	FUND BALANCE	(324,456.67)	0.00	(324,456.67)
	<b>Total</b>	<b>(\$381,987.18)</b>	<b>(\$148.15)</b>	<b>(\$382,135.33)</b>
	<b>Total</b>	<b>\$0.00</b>	<b>\$0.00</b>	<b>\$0.00</b>

# Revenue Report

Printed: 2/6/2014 2:00 PM

PUTNAM COUNTY CUSD #535

Report as of: 1/31/2014

Education Fund 10							
Source of Revenue		1112	Bond and Interest Purposes Levy				
Source of Revenue							
Account	Description	M.T.D. Revenue	Y.T.D. Revenue	Revenue Budget	Budget Balance Revenue	% of Budget	State Account Number
<b>Bond and Interest Purposes Levy</b>							
10-111200-1	FIRST PRIOR YEAR LEVY	0.00	3,091,667.21	3,094,012.00	2,344.79	99.92	10-1112
	<u>1112 Bond and Interest Purposes Levy</u>	\$0.00	3,091,667.21	3,094,012.00	2,344.79	99.92	* Source of Revenue
<b>1St Prior Yr-Tort</b>							
10-112200-1	TORT IMMUNITY-1ST PRIOR	0.00	0.00	0.00	0.00	0.00	10-1122
	<u>1122 1St Prior Yr-Tort</u>	\$0.00	0.00	0.00	0.00	0.00	* Source of Revenue
<b>Leasing Purposes Levy</b>							
10-113000-1	FIRST PRIOR YR LEASE	0.00	56,713.92	56,875.00	161.08	99.72	10-1130
	<u>1130 Leasing Purposes Levy</u>	\$0.00	56,713.92	56,875.00	161.08	99.72	* Source of Revenue
<b>Curr Yr Levy-Special Ed</b>							
10-114100-1	SP ED PRIOR YEAR LEVY	0.00	45,459.22	45,500.00	40.78	99.91	10-1141
	<u>1141 Curr Yr Levy-Special Ed</u>	\$0.00	45,459.22	45,500.00	40.78	99.91	* Source of Revenue
<b>Mobile Home Privilege Tax</b>							
10-121000-1	MOBILE HOME PRIVILEGE TA	0.00	0.00	0.00	0.00	0.00	10-1210
	<u>1210 Mobile Home Privilege Tax</u>	\$0.00	0.00	0.00	0.00	0.00	* Source of Revenue
<b>Corp Pers Prop Repl Tax</b>							
10-123000-1	CORP PERS PROP REPLC TAX	370,625.87	1,304,858.37	2,601,038.00	1,296,179.63	50.17	10-1230
	<u>1230 Corp Pers Prop Repl Tax</u>	\$370,625.87	1,304,858.37	2,601,038.00	1,296,179.63	50.17	* Source of Revenue
<b>Source of Revenue 1290</b>							
10-129000-1	WETLANDS	0.00	0.00	0.00	0.00	0.00	10-1290
	<u>1290 Source of Revenue 1290</u>	\$0.00	0.00	0.00	0.00	0.00	* Source of Revenue
<b>Reg Tuition from Other Districts (In-State)</b>							
10-131200-1	PUPIL TUITION OTHER LEA	113,887.25	190,825.05	277,000.00	86,174.95	68.89	10-1312
	<u>1312 Reg Tuition from Other Districts (In-State)</u>	\$113,887.25	190,825.05	277,000.00	86,174.95	68.89	* Source of Revenue
<b>Regular Tuition from Other Sources (In-State)</b>							
10-131300-1		0.00	0.00	0.00	0.00	0.00	10-1313
	<u>1313 Regular Tuition from Other Sources (In-State)</u>	\$0.00	0.00	0.00	0.00	0.00	* Source of Revenue
<b>Sp Ed Tuition-from Other Districts (In-State)</b>							
10-134200-1	PUPIL TUI-SP ED OTHER LEA	0.00	37,323.00	37,323.00	0.00	100.00	10-1342
	<u>1342 Sp Ed Tuition-from Other Districts (In-State)</u>	\$0.00	37,323.00	37,323.00	0.00	100.00	* Source of Revenue
<b>Interest On Investments</b>							

# Revenue Report

Printed: 2/6/2014 2:00 PM

PUTNAM COUNTY CUSD #535

Report as of: 1/31/2014

Education Fund 10							
Source of Revenue		1510	Interest On Investments				
Source of Revenue							
Account	Description	M.T.D. Revenue	Y.T.D. Revenue	Revenue Budget	Budget Balance Revenue	% of Budget	State Account Number
10-151000-1	TAX INTEREST	0.00	0.00	0.00	0.00	0.00	10-1510
<b>1510</b>	<b>Interest On Investments</b>	<b>\$0.00</b>	<b>0.00</b>	<b>0.00</b>	<b>0.00</b>	<b>0.00</b>	* Source of Revenue
<b>Interest On Investments</b>							
10-151100-1	ED-INT ON INVESTMENTS	1,318.01	9,673.77	15,000.00	5,326.23	64.49	10-1511
<b>1511</b>	<b>Interest On Investments</b>	<b>\$1,318.01</b>	<b>9,673.77</b>	<b>15,000.00</b>	<b>5,326.23</b>	<b>64.49</b>	* Source of Revenue
<b>Interest-Swaney Bonds</b>							
10-151200-1	INTEREST-SWANNEY BONDS	0.00	0.00	0.00	0.00	0.00	10-1512
<b>1512</b>	<b>Interest-Swaney Bonds</b>	<b>\$0.00</b>	<b>0.00</b>	<b>0.00</b>	<b>0.00</b>	<b>0.00</b>	* Source of Revenue
<b>Interest-Farnsworth</b>							
10-151300-1	INTEREST-FARNSWORTH	0.00	0.00	300.00	300.00	0.00	10-1513
<b>1513</b>	<b>Interest-Farnsworth</b>	<b>\$0.00</b>	<b>0.00</b>	<b>300.00</b>	<b>300.00</b>	<b>0.00</b>	* Source of Revenue
<b>Sales To Pupils-Lunch</b>							
10-161100-1	STUDENT LUNCH	11,046.20	60,698.24	115,000.00	54,301.76	52.78	10-1611
<b>1611</b>	<b>Sales To Pupils-Lunch</b>	<b>\$11,046.20</b>	<b>60,698.24</b>	<b>115,000.00</b>	<b>54,301.76</b>	<b>52.78</b>	* Source of Revenue
<b>Sales To Pupils-BFast</b>							
10-161200-1	STUDENT BREAKFAST	892.90	6,204.95	19,000.00	12,795.05	32.66	10-1612
<b>1612</b>	<b>Sales To Pupils-BFast</b>	<b>\$892.90</b>	<b>6,204.95</b>	<b>19,000.00</b>	<b>12,795.05</b>	<b>32.66</b>	* Source of Revenue
<b>Sales To Pupils-Other</b>							
10-161400-1	MILK SALES (OTHER)	790.60	4,611.70	11,000.00	6,388.30	41.92	10-1614
<b>1614</b>	<b>Sales To Pupils-Other</b>	<b>\$790.60</b>	<b>4,611.70</b>	<b>11,000.00</b>	<b>6,388.30</b>	<b>41.92</b>	* Source of Revenue
<b>Sales To Adults</b>							
10-162000-1	ADULT LUNCHES/BREAKFAST	596.70	2,365.25	4,000.00	1,634.75	59.13	10-1620
<b>1620</b>	<b>Sales To Adults</b>	<b>\$596.70</b>	<b>2,365.25</b>	<b>4,000.00</b>	<b>1,634.75</b>	<b>59.13</b>	* Source of Revenue
<b>Other Food Service</b>							
10-169000-1	HEAD START LUNCHES	0.00	0.00	0.00	0.00	0.00	10-1690
<b>1690</b>	<b>Other Food Service</b>	<b>\$0.00</b>	<b>0.00</b>	<b>0.00</b>	<b>0.00</b>	<b>0.00</b>	* Source of Revenue
<b>Admissions-Athletic</b>							
10-171102-2	H S ATHLETIC ADMISSIONS	5,231.00	13,556.00	17,000.00	3,444.00	79.74	10-1711-2
10-171104-3	JR HI-ATHLETIC ADMISSION	837.00	4,597.00	5,000.00	403.00	91.94	10-1711-4
<b>1711</b>	<b>Admissions-Athletic</b>	<b>\$6,068.00</b>	<b>18,153.00</b>	<b>22,000.00</b>	<b>3,847.00</b>	<b>82.51</b>	* Source of Revenue
<b>HS/JR Tourney</b>							

# Revenue Report

Printed: 2/6/2014 2:00 PM

PUTNAM COUNTY CUSD #535

Report as of: 1/31/2014

Education Fund 10							
Source of Revenue		1714	HS/JR Tourney				
Source of Revenue							
Account	Description	M.T.D. Revenue	Y.T.D. Revenue	Revenue Budget	Budget Balance Revenue	% of Budget	State Account Number
10-171400-1	H S / JR HI TOURNEY REV	884.00	2,401.00	2,000.00	(401.00)	120.05	10-1714
<b>1714</b>	<b>HS/JR Tourney</b>	<b>\$884.00</b>	<b>2,401.00</b>	<b>2,000.00</b>	<b>(401.00)</b>	<b>120.05</b>	* Source of Revenue
<b>Admissions-Other</b>							
10-171900-1	ADMISSION - OTHERS	0.00	480.00	2,000.00	1,520.00	24.00	10-1719
<b>1719</b>	<b>Admissions-Other</b>	<b>\$0.00</b>	<b>480.00</b>	<b>2,000.00</b>	<b>1,520.00</b>	<b>24.00</b>	* Source of Revenue
<b>Fees</b>							
10-172000-1	VOCATIONAL FEE HS	0.00	2,700.00	3,700.00	1,000.00	72.97	10-1720
10-172000-2	ACTIVITY FEES HS	0.00	7,715.00	13,500.00	5,785.00	57.15	10-1720
10-172000-3	ACTIVITY FEES JR H	75.00	2,970.00	3,500.00	530.00	84.86	10-1720
<b>1720</b>	<b>Fees</b>	<b>\$75.00</b>	<b>13,385.00</b>	<b>20,700.00</b>	<b>7,315.00</b>	<b>64.66</b>	* Source of Revenue
<b>Other Pupil Activity Rev</b>							
10-179000-1	DRIVER ED FEE	900.00	2,350.00	2,500.00	150.00	94.00	10-1790
10-179000-8	H S PE RESALE	150.00	3,043.00	3,000.00	(43.00)	101.43	10-1790
10-179001-8	JH PE RESALE	13.00	2,320.00	3,000.00	680.00	77.33	10-1790-1
<b>1790</b>	<b>Other Pupil Activity Rev</b>	<b>\$1,063.00</b>	<b>7,713.00</b>	<b>8,500.00</b>	<b>787.00</b>	<b>90.74</b>	* Source of Revenue
<b>Shop Resale</b>							
10-179100-9		0.00	0.00	0.00	0.00	0.00	10-1791
<b>1791</b>	<b>Shop Resale</b>	<b>\$0.00</b>	<b>0.00</b>	<b>0.00</b>	<b>0.00</b>	<b>0.00</b>	* Source of Revenue
<b>Music Resale</b>							
10-179200-10	MUSIC RESALE	0.00	229.30	300.00	70.70	76.43	10-1792
<b>1792</b>	<b>Music Resale</b>	<b>\$0.00</b>	<b>229.30</b>	<b>300.00</b>	<b>70.70</b>	<b>76.43</b>	* Source of Revenue
<b>Rentals-Regular Textbook</b>							
10-181100-1	ELEM-TEXTBOOK RENTAL	0.00	10,890.00	13,500.00	2,610.00	80.67	10-1811
10-181100-2	H S- TEXTBOOK RENTAL	25.00	18,704.00	14,000.00	(4,704.00)	133.60	10-1811
10-181100-3	JR HI-TEXTBOOK RENTAL	0.00	7,605.00	9,500.00	1,895.00	80.05	10-1811
<b>1811</b>	<b>Rentals-Regular Textbook</b>	<b>\$25.00</b>	<b>37,199.00</b>	<b>37,000.00</b>	<b>(199.00)</b>	<b>100.54</b>	* Source of Revenue
<b>Rentals - Other</b>							
10-181900-1	INSTRUMENT RENTAL	0.00	0.00	400.00	400.00	0.00	10-1819
<b>1819</b>	<b>Rentals - Other</b>	<b>\$0.00</b>	<b>0.00</b>	<b>400.00</b>	<b>400.00</b>	<b>0.00</b>	* Source of Revenue
<b>Donations-Private Sources</b>							
10-192000-1	DONATIONS	3,300.00	26,412.64	15,000.00	(11,412.64)	176.08	10-1920

37

# Revenue Report

Printed: 2/6/2014 2:00 PM

PUTNAM COUNTY CUSD #535

Report as of: 1/31/2014

Education Fund 10							
Source of Revenue		1920	Donations-Private Sources				
Account	Description	M.T.D. Revenue	Y.T.D. Revenue	Revenue Budget	Budget Balance Revenue	% of Budget	State Account Number
10-192001-1	DONATIONS-NCF	0.00	0.00	0.00	0.00	0.00	10-1920
	<b>1920 Donations-Private Sources</b>	<b>\$3,300.00</b>	<b>26,412.64</b>	<b>15,000.00</b>	<b>(11,412.64)</b>	<b>176.08</b>	* Source of Revenue
<b>Services Provided to Other Districts</b>							
10-194000-1	PSY LEA ASSESSEMENT	0.00	0.00	0.00	0.00	0.00	10-1940
	<b>1940 Services Provided to Other Districts</b>	<b>\$0.00</b>	<b>0.00</b>	<b>0.00</b>	<b>0.00</b>	<b>0.00</b>	* Source of Revenue
<b>SW LEA Assessment</b>							
10-194100-1	SW LEA ASSESSMENT	0.00	0.00	0.00	0.00	0.00	10-1941
10-194110-1	HEARING IMP ASSESS.	0.00	0.00	0.00	0.00	0.00	10-1941
	<b>1941 SW LEA Assessment</b>	<b>\$0.00</b>	<b>0.00</b>	<b>0.00</b>	<b>0.00</b>	<b>0.00</b>	* Source of Revenue
<b>Lease Incentive Grant</b>							
10-194200-1		0.00	0.00	0.00	0.00	0.00	10-1942
	<b>1942 Lease Incentive Grant</b>	<b>\$0.00</b>	<b>0.00</b>	<b>0.00</b>	<b>0.00</b>	<b>0.00</b>	* Source of Revenue
<b>Refund-Prior Yr Expenditu</b>							
10-195000-1	REFUND EXPENSES	0.00	13,202.32	13,500.00	297.68	97.79	10-1950
	<b>1950 Refund-Prior Yr Expenditu</b>	<b>\$0.00</b>	<b>13,202.32</b>	<b>13,500.00</b>	<b>297.68</b>	<b>97.79</b>	* Source of Revenue
<b>Drivers Education Fees</b>							
10-197000-1	DRIVERS ED FEE	0.00	0.00	0.00	0.00	0.00	10-1970
	<b>1970 Drivers Education Fees</b>	<b>\$0.00</b>	<b>0.00</b>	<b>0.00</b>	<b>0.00</b>	<b>0.00</b>	* Source of Revenue
<b>Other Local Revenues</b>							
10-199900-1	OTHER LOCAL REVENUE	44.75	2,441.11	20,000.00	17,558.89	12.21	10-1999
10-199900-3	INSURANCE/PLAY EQUIPMENT	0.00	0.00	0.00	0.00	0.00	10-1999
10-199901-1	INTERNET REVENUE	0.00	0.00	0.00	0.00	0.00	10-1999-1
	<b>1999 Other Local Revenues</b>	<b>\$44.75</b>	<b>2,441.11</b>	<b>20,000.00</b>	<b>17,558.89</b>	<b>12.21</b>	* Source of Revenue
<b>Source of Revenue 2200</b>							
10-220000-1	POVERTY GRANT	0.00	0.00	0.00	0.00	0.00	10-2200
	<b>2200 Source of Revenue 2200</b>	<b>\$0.00</b>	<b>0.00</b>	<b>0.00</b>	<b>0.00</b>	<b>0.00</b>	* Source of Revenue
<b>Other Flow-Through</b>							
10-223000-1	ROE FLOW THRU	0.00	0.00	0.00	0.00	0.00	10-2230
	<b>2230 Other Flow-Through</b>	<b>\$0.00</b>	<b>0.00</b>	<b>0.00</b>	<b>0.00</b>	<b>0.00</b>	* Source of Revenue
<b>General State Aid</b>							
10-300100-1	GENERAL STATE AID	46,278.58	277,676.36	555,347.84	277,671.48	50.00	10-3001

# Revenue Report

Printed: 2/6/2014 2:00 PM  
 PUTNAM COUNTY CUSD #535  
 Report as of: 1/31/2014

Education Fund 10							
Source of Revenue		3001	General State Aid				
Source of Revenue							
Account	Description	M.T.D. Revenue	Y.T.D. Revenue	Revenue Budget	Budget Balance Revenue	% of Budget	State Account Number
<b>3001</b>	<b>General State Aid</b>	\$46,278.58	277,676.36	555,347.84	277,671.48	50.00	* Source of Revenue
<b>Hold Harmless</b>							
10-300200-1	HOLD HARMLESS GSA	0.00	0.00	0.00	0.00	0.00	10-3002
<b>3002</b>	<b>Hold Harmless</b>	\$0.00	0.00	0.00	0.00	0.00	* Source of Revenue
<b>Spec Ed-Priv Facility Tui</b>							
10-310000-1	SP ED PRIV FAC TUITION	0.00	13,096.72	65,000.00	51,903.28	20.15	10-3100
<b>3100</b>	<b>Spec Ed-Priv Facility Tui</b>	\$0.00	13,096.72	65,000.00	51,903.28	20.15	* Source of Revenue
<b>Spec Ed -Extraordinary</b>							
10-310500-1	SP ED EXTRA ORDINARY	0.00	56,699.75	130,000.00	73,300.25	43.62	10-3105
<b>3105</b>	<b>Spec Ed -Extraordinary</b>	\$0.00	56,699.75	130,000.00	73,300.25	43.62	* Source of Revenue
<b>Spec Ed -Personnel</b>							
10-311000-1	SP ED PERSONNEL	0.00	110,188.10	215,563.00	105,374.90	51.12	10-3110
<b>3110</b>	<b>Spec Ed -Personnel</b>	\$0.00	110,188.10	215,563.00	105,374.90	51.12	* Source of Revenue
<b>Spec Ed-Orphanage-Individ</b>							
10-312000-1	SP ED ORPHANAGE	0.00	0.00	0.00	0.00	0.00	10-3120
<b>3120</b>	<b>Spec Ed-Orphanage-Individ</b>	\$0.00	0.00	0.00	0.00	0.00	* Source of Revenue
<b>Spec Ed -Summer School</b>							
10-314500-1	SP ED SUMMER SCHOOL	0.00	0.00	500.00	500.00	0.00	10-3145
<b>3145</b>	<b>Spec Ed -Summer School</b>	\$0.00	0.00	500.00	500.00	0.00	* Source of Revenue
<b>Career and Technical Education CTE Tech Prep</b>							
10-322000-40	CTEI GRANT-SRAVTE	0.00	15,808.00	15,610.00	(198.00)	101.27	10-3200
<b>3200</b>	<b>Career and Technical Education CTE Tech Prep</b>	\$0.00	15,808.00	15,610.00	(198.00)	101.27	* Source of Revenue
<b>Voc Ed - Formula</b>							
10-321500-18	VOC AG STATE GRTS	0.00	0.00	0.00	0.00	0.00	10-3215
<b>3215</b>	<b>Voc Ed - Formula</b>	\$0.00	0.00	0.00	0.00	0.00	* Source of Revenue
<b>CTE - Agriculture Education</b>							
10-323500-19	VOC AG SUPPLEMENTAL	0.00	0.00	2,588.00	2,588.00	0.00	10-3235
<b>3235</b>	<b>CTE - Agriculture Education</b>	\$0.00	0.00	2,588.00	2,588.00	0.00	* Source of Revenue
<b>CTE - Other</b>							
10-329900-40	FCAE GRANT	0.00	0.00	0.00	0.00	0.00	10-3299
<b>3299</b>	<b>CTE - Other</b>	\$0.00	0.00	0.00	0.00	0.00	* Source of Revenue

69

# Revenue Report

Printed: 2/6/2014 2:00 PM

PUTNAM COUNTY CUSD #535

Report as of: 1/31/2014

Education Fund 10							
Source of Revenue		3305	Bilingual Ed-Downstate- TPI and TBE				
Source of Revenue							
Account	Description	M.T.D. Revenue	Y.T.D. Revenue	Revenue Budget	Budget Balance Revenue	% of Budget	State Account Number
<b>Bilingual Ed-Downstate- TPI and TBE</b>							
10-330500-20	TPI/TBE BILINGUAL ED	0.00	80.00	304.00	224.00	26.32	10-3305
	<b>3305 Bilingual Ed-Downstate- TPI and TBE</b>	<b>\$0.00</b>	<b>80.00</b>	<b>304.00</b>	<b>224.00</b>	<b>26.32</b>	* Source of Revenue
<b>State Free Lunch/BFast</b>							
10-336000-1	IL FREE LUNCH/BRKFST AIDE	0.00	1,164.44	4,500.00	3,335.56	25.88	10-3360
10-336500-1	IL BREAKFAST INITIATIVE	0.00	0.00	0.00	0.00	0.00	10-3360
	<b>3360 State Free Lunch/BFast</b>	<b>\$0.00</b>	<b>1,164.44</b>	<b>4,500.00</b>	<b>3,335.56</b>	<b>25.88</b>	* Source of Revenue
<b>Driver Education</b>							
10-337000-1	DRIVERS ED REIMBURSEMENT	0.00	5,333.19	11,000.00	5,666.81	48.48	10-3370-1
	<b>3370 Driver Education</b>	<b>\$0.00</b>	<b>5,333.19</b>	<b>11,000.00</b>	<b>5,666.81</b>	<b>48.48</b>	* Source of Revenue
<b>Learning Improvement-Change Grants</b>							
10-361002-1	SCHOOL IMP-HOP	0.00	0.00	0.00	0.00	0.00	10-3610
	<b>3610 Learning Improvement-Change Grants</b>	<b>\$0.00</b>	<b>0.00</b>	<b>0.00</b>	<b>0.00</b>	<b>0.00</b>	* Source of Revenue
<b>School Imp Grant</b>							
10-364000-24	SCHOOL IMP BLOCK GRANT	0.00	0.00	0.00	0.00	0.00	10-3640
	<b>3640 School Imp Grant</b>	<b>\$0.00</b>	<b>0.00</b>	<b>0.00</b>	<b>0.00</b>	<b>0.00</b>	* Source of Revenue
<b>Quality Assurance Grant</b>							
10-364100-31	LEARNING IMP GRANT	0.00	0.00	0.00	0.00	0.00	10-3641
	<b>3641 Quality Assurance Grant</b>	<b>\$0.00</b>	<b>0.00</b>	<b>0.00</b>	<b>0.00</b>	<b>0.00</b>	* Source of Revenue
<b>National Board Certification</b>							
10-365100-1	NATL BOARD CERTIFIC	0.00	0.00	0.00	0.00	0.00	10-3651-1
	<b>3651 National Board Certification</b>	<b>\$0.00</b>	<b>0.00</b>	<b>0.00</b>	<b>0.00</b>	<b>0.00</b>	* Source of Revenue
<b>Truants Alt/Opt Education</b>							
10-369500-1	SAFE TO LEARN GRANT	0.00	0.00	0.00	0.00	0.00	10-3695
	<b>3695 Truants Alt/Opt Education</b>	<b>\$0.00</b>	<b>0.00</b>	<b>0.00</b>	<b>0.00</b>	<b>0.00</b>	* Source of Revenue
<b>Early Childhood - Block Grant</b>							
10-370500-26	EARLY CHILDHOOD GRT GRANT	36,784.00	55,176.00	132,204.00	77,028.00	41.74	10-3705
	<b>3705 Early Childhood - Block Grant</b>	<b>\$36,784.00</b>	<b>55,176.00</b>	<b>132,204.00</b>	<b>77,028.00</b>	<b>41.74</b>	* Source of Revenue
<b>Reading Improvement - Block Grant</b>							
10-371500-27	READING IMPROVEMENT GRAN	0.00	0.00	0.00	0.00	0.00	10-3715
	<b>3715 Reading Improvement - Block Grant</b>	<b>\$0.00</b>	<b>0.00</b>	<b>0.00</b>	<b>0.00</b>	<b>0.00</b>	* Source of Revenue

40

# Revenue Report

Printed: 2/6/2014 2:00 PM

PUTNAM COUNTY CUSD #535

Report as of: 1/31/2014

**Education Fund 10**

Source of Revenue 3725 Continued Reading Improvement Block Grant

Source of Revenue

Account	Description	M.T.D. Revenue	Y.T.D. Revenue	Revenue Budget	Budget Balance Revenue	% of Budget	State Account Number
<b>Continued Reading Improvement Block Grant</b>							
10-372500-28		0.00	0.00	0.00	0.00	0.00	10-3725
	<b>3725 Continued Reading Improvement Block Grant</b>	\$0.00	0.00	0.00	0.00	0.00	* Source of Revenue
<b>Report Cards</b>							
10-373500-1		0.00	0.00	0.00	0.00	0.00	10-3735
	<b>3735 Report Cards</b>	\$0.00	0.00	0.00	0.00	0.00	* Source of Revenue
<b>School Safety &amp; Educational Improv Block Grant</b>							
10-377500-43	ADA BLOCK GRANT	0.00	0.00	1,000.00	1,000.00	0.00	10-3775
	<b>3775 School Safety &amp; Educational Improv Block Grant</b>	\$0.00	0.00	1,000.00	1,000.00	0.00	* Source of Revenue
<b>Closing The Gap</b>							
10-379200-1		0.00	0.00	0.00	0.00	0.00	10-3792
	<b>3792 Closing The Gap</b>	\$0.00	0.00	0.00	0.00	0.00	* Source of Revenue
<b>TIP GRANT</b>							
10-379400-1		0.00	0.00	0.00	0.00	0.00	10-3794
	<b>3794 TIP GRANT</b>	\$0.00	0.00	0.00	0.00	0.00	* Source of Revenue
<b>State Library Grant</b>							
10-380000-32	STATE LIBRARY GRANT	0.00	735.50	675.00	(60.50)	108.96	10-3800
	<b>3800 State Library Grant</b>	\$0.00	735.50	675.00	(60.50)	108.96	* Source of Revenue
<b>Emer Fin Assist/Temp Reloc Grant/Other Restr Rev</b>							
10-399900-1	OTHER STATE REVENUE	0.00	1,695.72	15,000.00	13,304.28	11.30	10-3999
10-399901-1	RESPRO GRANT	0.00	0.00	0.00	0.00	0.00	10-3999
	<b>3999 Emer Fin Assist/Temp Reloc Grant/Other Restr Rev</b>	\$0.00	1,695.72	15,000.00	13,304.28	11.30	* Source of Revenue
<b>Title V - Innovation and Flexibility Formula</b>							
10-410000-37	TITLE V INVO(CHAR CTS)	0.00	0.00	0.00	0.00	0.00	10-4100
	<b>4100 Title V - Innovation and Flexibility Formula</b>	\$0.00	0.00	0.00	0.00	0.00	* Source of Revenue
<b>Esea-Chap2-Comp-Urban Ed</b>							
10-411000-46		0.00	0.00	0.00	0.00	0.00	10-4110
	<b>4110 Esea-Chap2-Comp-Urban Ed</b>	\$0.00	0.00	0.00	0.00	0.00	* Source of Revenue
<b>NatL School Lunch Progr</b>							
10-421000-1	FEDERAL LUNCH AID	13,032.60	56,786.59	130,000.00	73,213.41	43.68	10-4210
	<b>4210 NatL School Lunch Progr</b>	\$13,032.60	56,786.59	130,000.00	73,213.41	43.68	* Source of Revenue

# Revenue Report

Printed: 2/6/2014 2:00 PM

PUTNAM COUNTY CUSD #535

Report as of: 1/31/2014

Education Fund 10							
Source of Revenue		4220	School Breakfast Program				
Source of Revenue							
Account	Description	M.T.D. Revenue	Y.T.D. Revenue	Revenue Budget	Budget Balance Revenue	% of Budget	State Account Number
<b>School Breakfast Program</b>							
10-422000-1	FED BREAKFAST AID	3,273.45	14,402.96	37,000.00	22,597.04	38.93	10-4220
	<b>4220 School Breakfast Program</b>	<b>\$3,273.45</b>	<b>14,402.96</b>	<b>37,000.00</b>	<b>22,597.04</b>	<b>38.93</b>	* Source of Revenue
<b>Title I - Low Income</b>							
10-430000-36	TITLE I GRANT	0.00	8,037.00	102,742.00	94,705.00	7.82	10-4300
	<b>4300 Title I - Low Income</b>	<b>\$0.00</b>	<b>8,037.00</b>	<b>102,742.00</b>	<b>94,705.00</b>	<b>7.82</b>	* Source of Revenue
<b>Esea-Drug Free-Formula</b>							
10-440000-33	TITLE IV GRT DRUG FREE	0.00	0.00	0.00	0.00	0.00	10-4400
	<b>4400 Esea-Drug Free-Formula</b>	<b>\$0.00</b>	<b>0.00</b>	<b>0.00</b>	<b>0.00</b>	<b>0.00</b>	* Source of Revenue
<b>Fed-Sp Ed-Idea Flow-Thru</b>							
10-462000-38	SP ED INCENTIVE GRT	0.00	0.00	0.00	0.00	0.00	10-4620
10-462001-38	DISCRETIONARY FUNDS	0.00	0.00	169,655.00	169,655.00	0.00	10-4620
10-462002-38	SP ED BLOCK GRT	0.00	0.00	4,974.00	4,974.00	0.00	10-4620
10-462003-38	DEMONSTR PROJ/LEASE	0.00	0.00	0.00	0.00	0.00	10-4620-1
	<b>4620 Fed-Sp Ed-Idea Flow-Thru</b>	<b>\$0.00</b>	<b>0.00</b>	<b>174,629.00</b>	<b>174,629.00</b>	<b>0.00</b>	* Source of Revenue
<b>Fed-Sp Ed-Idea Room&amp;Board</b>							
10-462500-1	EXCESS (ROOM/BOARD)	0.00	0.00	0.00	0.00	0.00	10-4625-1
	<b>4625 Fed-Sp Ed-Idea Room&amp;Board</b>	<b>\$0.00</b>	<b>0.00</b>	<b>0.00</b>	<b>0.00</b>	<b>0.00</b>	* Source of Revenue
<b>TitleIiib-Cons/Home E.D.A</b>							
10-477000-40	CARL PERKINS	0.00	2,066.00	7,999.00	5,933.00	25.83	10-4770-1-40
	<b>4765 TitleIiib-Cons/Home E.D.A</b>	<b>\$0.00</b>	<b>2,066.00</b>	<b>7,999.00</b>	<b>5,933.00</b>	<b>25.83</b>	* Source of Revenue
<b>SFSF/GSA REVENUE</b>							
10-485000-44	SFSF/GSA REVENUE	0.00	0.00	0.00	0.00	0.00	10-4850
	<b>4850 SFSF/GSA REVENUE</b>	<b>\$0.00</b>	<b>0.00</b>	<b>0.00</b>	<b>0.00</b>	<b>0.00</b>	* Source of Revenue
<b>Source of Revenue 4854</b>							
10-485100-44	ARRA TITLE I	0.00	0.00	0.00	0.00	0.00	10-4854
	<b>4854 Source of Revenue 4854</b>	<b>\$0.00</b>	<b>0.00</b>	<b>0.00</b>	<b>0.00</b>	<b>0.00</b>	* Source of Revenue
<b>ARRA IDEA PART B</b>							
10-485700-44	ARRA IDEA PART B	0.00	0.00	0.00	0.00	0.00	10-4857-1
	<b>4857 ARRA IDEA PART B</b>	<b>\$0.00</b>	<b>0.00</b>	<b>0.00</b>	<b>0.00</b>	<b>0.00</b>	* Source of Revenue
<b>GSA ARRA</b>							

42

# Revenue Report

Printed: 2/6/2014 2:00 PM  
 PUTNAM COUNTY CUSD #535  
 Report as of: 1/31/2014

Education Fund 10								
Source of Revenue		4870	GSA ARRA					
Source of Revenue								
Account	Description	M.T.D. Revenue	Y.T.D. Revenue	Revenue Budget	Budget Balance Revenue	% of Budget	State Account Number	
10-487000-44	ARRA GSA	0.00	0.00	0.00	0.00	0.00	10-4870-1	
<b>4870</b>	<b>GSA ARRA</b>	<u>\$0.00</u>	<u>0.00</u>	<u>0.00</u>	<u>0.00</u>	<u>0.00</u>	* Source of Revenue	
<b>ARRA ED JOBS</b>								
10-488000-44	ARRA ED JOBS FUND	0.00	0.00	0.00	0.00	0.00	10-4880-1	
<b>4880</b>	<b>ARRA ED JOBS</b>	<u>\$0.00</u>	<u>0.00</u>	<u>0.00</u>	<u>0.00</u>	<u>0.00</u>	* Source of Revenue	
<b>Medicaid Matching Fund</b>								
10-490000-11		0.00	0.00	0.00	0.00	0.00	10-4900	
<b>4900</b>	<b>Medicaid Matching Fund</b>	<u>\$0.00</u>	<u>0.00</u>	<u>0.00</u>	<u>0.00</u>	<u>0.00</u>	* Source of Revenue	
<b>Titleii-Eisen.Math/Sci Fo</b>								
10-493200-42	TITLE II TEACHER QUALITY	0.00	16,066.00	26,317.00	10,251.00	61.05	10-4930	
<b>4930</b>	<b>Titleii-Eisen.Math/Sci Fo</b>	<u>\$0.00</u>	<u>16,066.00</u>	<u>26,317.00</u>	<u>10,251.00</u>	<u>61.05</u>	* Source of Revenue	
<b>Goals 2000-School Improve</b>								
10-494500-14		0.00	0.00	0.00	0.00	0.00	10-4945	
<b>4945</b>	<b>Goals 2000-School Improve</b>	<u>\$0.00</u>	<u>0.00</u>	<u>0.00</u>	<u>0.00</u>	<u>0.00</u>	* Source of Revenue	
<b>Title II-Technology Enhancing Ed Formula Grant</b>								
10-497100-1	TITLE IID-TECH ENHANC	0.00	0.00	0.00	0.00	0.00	10-4971	
<b>4971</b>	<b>Title II-Technology Enhancing Ed Formula Grant</b>	<u>\$0.00</u>	<u>0.00</u>	<u>0.00</u>	<u>0.00</u>	<u>0.00</u>	* Source of Revenue	
<b>Medicaid Admin</b>								
10-499100-11	MEDICAID-ADMIN OUTREACH	780.68	11,577.45	10,000.00	(1,577.45)	115.77	10-4991-1	
<b>4991</b>	<b>Medicaid Admin</b>	<u>\$780.68</u>	<u>11,577.45</u>	<u>10,000.00</u>	<u>(1,577.45)</u>	<u>115.77</u>	* Source of Revenue	
<b>Medicaid FFS</b>								
10-499200-11	MEDICAID-FEE FOR SERV	0.00	13,831.13	67,000.00	53,168.87	20.64	10-4992-1-11	
<b>4992</b>	<b>Medicaid FFS</b>	<u>\$0.00</u>	<u>13,831.13</u>	<u>67,000.00</u>	<u>53,168.87</u>	<u>20.64</u>	* Source of Revenue	
<b>Other Restricted Grants Recd Fed Gov thru State</b>								
10-499800-1	OTHER FEDERAL(STEP)	0.00	7,770.23	12,180.00	4,409.77	63.79	10-4998-1	
<b>4998</b>	<b>Other Restricted Grants Recd Fed Gov thru State</b>	<u>\$0.00</u>	<u>7,770.23</u>	<u>12,180.00</u>	<u>4,409.77</u>	<u>63.79</u>	* Source of Revenue	
<b>Abolishment or Abatement of Working Cash Fund</b>								
10-711000-1	TRANS OF WC TECH THRUST	0.00	0.00	0.00	0.00	0.00	10-7110	
10-711002-1	PERM TRANSFER WC	0.00	0.00	0.00	0.00	0.00	10-7110	
10-711001-1	TRANSFER OF WC	0.00	0.00	0.00	0.00	0.00	10-7110-1	
<b>7110</b>	<b>Abolishment or Abatement of Working Cash Fund</b>	<u>\$0.00</u>	<u>0.00</u>	<u>0.00</u>	<u>0.00</u>	<u>0.00</u>	* Source of Revenue	

43

# Revenue Report

Printed: 2/6/2014 2:00 PM

PUTNAM COUNTY CUSD #535

Report as of: 1/31/2014

**Education Fund 10**

Source of Revenue 7120 Permanent Transfer of Working Cash Fund Interest

Source of Revenue

Account	Description	M.T.D. Revenue	Y.T.D. Revenue	Revenue Budget	Budget Balance Revenue	% of Budget	State Account Number
---------	-------------	-------------------	-------------------	-------------------	------------------------------	----------------	----------------------

**Permanent Transfer of Working Cash Fund Interest**

10-712000-1	TRANS WC INTEREST	0.00	0.00	0.00	0.00	0.00	10-7120
<b>7120</b>	<b>Permanent Transfer of Working Cash Fund Interest</b>	<u>\$0.00</u>	<u>0.00</u>	<u>0.00</u>	<u>0.00</u>	<u>0.00</u>	* Source of Revenue

**Accured Int on Bonds**

10-723000-1	ACCURED INT B&I	0.00	0.00	0.00	0.00	0.00	10-7230
<b>7230</b>	<b>Accured Int on Bonds</b>	<u>\$0.00</u>	<u>0.00</u>	<u>0.00</u>	<u>0.00</u>	<u>0.00</u>	* Source of Revenue

**10 Education Fund**

<u>\$610,766.59</u>	<u>\$5,600,208.19</u>	<u>\$8,134,606.84</u>	<u>\$2,534,398.65</u>	<u>68.84</u>	Fund
---------------------	-----------------------	-----------------------	-----------------------	--------------	------

# Revenue Report

Printed: 2/6/2014 2:00 PM

PUTNAM COUNTY CUSD #535

Report as of: 1/31/2014

Oper, Build, & Maint Fund 20							
Source of Revenue		1112	Bond and Interest Purposes Levy				
Source of Revenue							
Account	Description	M.T.D. Revenue	Y.T.D. Revenue	Revenue Budget	Budget Balance Revenue	% of Budget	State Account Number
<b>Bond and Interest Purposes Levy</b>							
20-111200-1	FIRST PRIOR YEAR LEVY	0.00	568,460.44	568,752.00	291.56	99.95	20-1112
	<u>1112 Bond and Interest Purposes Levy</u>	\$0.00	568,460.44	568,752.00	291.56	99.95	* Source of Revenue
<b>1St Prior Yr-Tort</b>							
20-112200-1	TORT IMMUNITY-1ST PRIOR	0.00	0.00	0.00	0.00	0.00	20-1122
	<u>1122 1St Prior Yr-Tort</u>	\$0.00	0.00	0.00	0.00	0.00	* Source of Revenue
<b>Corp Pers Prop Repl Tax</b>							
20-123000-1	CORP PERS PROP REPL TAX	0.00	0.00	0.00	0.00	0.00	20-1230
	<u>1230 Corp Pers Prop Repl Tax</u>	\$0.00	0.00	0.00	0.00	0.00	* Source of Revenue
<b>Interest On Investments</b>							
20-151100-1	BLD-INT	504.78	3,734.87	8,000.00	4,265.13	46.69	20-1511
	<u>1511 Interest On Investments</u>	\$504.78	3,734.87	8,000.00	4,265.13	46.69	* Source of Revenue
<b>Interest-Tree Fund</b>							
20-151500-1	INTEREST - TREE FUND	0.00	0.00	50.00	50.00	0.00	20-1515
	<u>1515 Interest-Tree Fund</u>	\$0.00	0.00	50.00	50.00	0.00	* Source of Revenue
<b>Rentals</b>							
20-191000-1	HOUSE RENT	0.00	0.00	0.00	0.00	0.00	20-1910
	<u>1910 Rentals</u>	\$0.00	0.00	0.00	0.00	0.00	* Source of Revenue
<b>Facility/Grounds Rent</b>							
20-191100-1	FACILITY/GROUND RENT	0.00	0.00	500.00	500.00	0.00	20-1911
	<u>1911 Facility/Grounds Rent</u>	\$0.00	0.00	500.00	500.00	0.00	* Source of Revenue
<b>Donations-Private Sources</b>							
20-192000-1	DONATIONS	0.00	0.00	500.00	500.00	0.00	20-1920
	<u>1920 Donations-Private Sources</u>	\$0.00	0.00	500.00	500.00	0.00	* Source of Revenue
<b>Refund-Prior Yr Expenditu</b>							
20-195000-1	REFUND PR YR EXP-BLDG	0.00	0.00	1,000.00	1,000.00	0.00	20-1950
20-195001-1	TORNADO INS/FEM/DON	0.00	0.00	0.00	0.00	0.00	20-1950
	<u>1950 Refund-Prior Yr Expenditu</u>	\$0.00	0.00	1,000.00	1,000.00	0.00	* Source of Revenue
<b>Other Local Revenues</b>							
20-199900-1	OTHER LOCAL REVENUE	0.00	340.00	1,000.00	660.00	34.00	20-1999
	<u>1999 Other Local Revenues</u>	\$0.00	340.00	1,000.00	660.00	34.00	* Source of Revenue

# Revenue Report

Printed: 2/6/2014 2:00 PM

PUTNAM COUNTY CUSD #535

Report as of: 1/31/2014

Oper, Build, & Maint Fund 20							
Source of Revenue		2100	Flow-Thru Rev-State				
Source of Revenue							
Account	Description	M.T.D. Revenue	Y.T.D. Revenue	Revenue Budget	Budget Balance Revenue	% of Budget	State Account Number
<b>Flow-Thru Rev-State</b>							
20-210000-1	OTHER STATE REVENUE	0.00	0.00	0.00	0.00	0.00	20-2100
	<u>2100 Flow-Thru Rev-State</u>	\$0.00	0.00	0.00	0.00	0.00	* Source of Revenue
<b>Infrastructure Improv-Planning/Construction</b>							
20-392000-1	INFRA IMPROVE-PLAN/CONST	0.00	0.00	0.00	0.00	0.00	20-3920-1
	<u>3920 Infrastructure Improv-Planning/Construction</u>	\$0.00	0.00	0.00	0.00	0.00	* Source of Revenue
<b>SCHL INFRASTRUCT/MAINT PROJ</b>							
20-392500-1	SCHL INFRASTRUCT/MAINT PROJ	0.00	0.00	50,000.00	50,000.00	0.00	20-3925-1-1
	<u>3925 SCHL INFRASTRUCT/MAINT PROJ</u>	\$0.00	0.00	50,000.00	50,000.00	0.00	* Source of Revenue
<b>Emer Fin Assist/Temp Reloc Grant/Other Restr Rev</b>							
20-399900-1	OTHER STATE REVENUE	0.00	0.00	0.00	0.00	0.00	20-3999
	<u>3999 Emer Fin Assist/Temp Reloc Grant/Other Restr Rev</u>	\$0.00	0.00	0.00	0.00	0.00	* Source of Revenue
<b>Medicaid Matching Fund</b>							
20-490000-11		0.00	0.00	0.00	0.00	0.00	20-4900
	<u>4900 Medicaid Matching Fund</u>	\$0.00	0.00	0.00	0.00	0.00	* Source of Revenue
<b>Renovation Grant</b>							
20-498000-1		0.00	0.00	0.00	0.00	0.00	20-4980
	<u>4980 Renovation Grant</u>	\$0.00	0.00	0.00	0.00	0.00	* Source of Revenue
<b>Abolishment or Abatement of Working Cash Fund</b>							
20-711001-1	TRANSFER WC	0.00	0.00	0.00	0.00	0.00	20-7110
	<u>7110 Abolishment or Abatement of Working Cash Fund</u>	\$0.00	0.00	0.00	0.00	0.00	* Source of Revenue
<b>Permanent Transfer</b>							
20-713000-1	PERM TRANSFER FROM C/P	0.00	0.00	0.00	0.00	0.00	20-7130-1
	<u>7130 Permanent Transfer</u>	\$0.00	0.00	0.00	0.00	0.00	* Source of Revenue
<b>Transfers from Other Funds Pay Princ'l Cap Leases</b>							
20-740000-1	SALE/COMP FIXED ASSETS	0.00	0.00	0.00	0.00	0.00	20-7400
	<u>7400 Transfers from Other Funds Pay Princ'l Cap Leases</u>	\$0.00	0.00	0.00	0.00	0.00	* Source of Revenue
	<u>20 Oper, Build, &amp; Maint Fund</u>	\$504.78	\$572,535.31	\$629,802.00	\$57,266.69	90.91	Fund

# Revenue Report

Printed: 2/6/2014 2:00 PM

PUTNAM COUNTY CUSD #535

Report as of: 1/31/2014

<b>Debt Service Fund or Fund Group 30</b>							
Source of Revenue		1112	Bond and Interest Purposes Levy				
Source of Revenue							
Account	Description	M.T.D. Revenue	Y.T.D. Revenue	Revenue Budget	Budget Balance Revenue	% of Budget	State Account Number
<b>Bond and Interest Purposes Levy</b>							
30-111200-1	FIRST PRIOR YEAR LEVY	0.00	0.00	0.00	0.00	0.00	30-1112
	<b>1112 Bond and Interest Purposes Levy</b>	<u>\$0.00</u>	<u>0.00</u>	<u>0.00</u>	<u>0.00</u>	<u>0.00</u>	* Source of Revenue
<b>Interest On Investments</b>							
30-151100-1	B/I-INT INVESTMENTS	0.00	0.00	0.00	0.00	0.00	30-1511
	<b>1511 Interest On Investments</b>	<u>\$0.00</u>	<u>0.00</u>	<u>0.00</u>	<u>0.00</u>	<u>0.00</u>	* Source of Revenue
<b>Accured Int on Bonds</b>							
30-723000-1	ACCRUED INT ON BONDS SOL	0.00	0.00	0.00	0.00	0.00	30-7230
	<b>7230 Accured Int on Bonds</b>	<u>\$0.00</u>	<u>0.00</u>	<u>0.00</u>	<u>0.00</u>	<u>0.00</u>	* Source of Revenue
	<b>30 Debt Service Fund or Fund Group</b>	<u><u>\$0.00</u></u>	<u><u>\$0.00</u></u>	<u><u>\$0.00</u></u>	<u><u>\$0.00</u></u>	<u><u>0.00</u></u>	Fund

47

# Revenue Report

Printed: 2/6/2014 2:00 PM

PUTNAM COUNTY CUSD #535

Report as of: 1/31/2014

Transportation Fund 40							
Source of Revenue		1112	Bond and Interest Purposes Levy				
Source of Revenue							
Account	Description	M.T.D. Revenue	Y.T.D. Revenue	Revenue Budget	Budget Balance Revenue	% of Budget	State Account Number
<b>Bond and Interest Purposes Levy</b>							
40-111200-1	FIRST PRIOR YR LEVY TRAN	0.00	227,296.02	227,501.00	204.98	99.91	40-1112
	<u>1112 Bond and Interest Purposes Levy</u>	\$0.00	227,296.02	227,501.00	204.98	99.91	* Source of Revenue
<b>1St Prior Yr-Tort</b>							
40-112200-1	1ST PRIOR YR LEVY-TORT	0.00	0.00	0.00	0.00	0.00	40-1122
	<u>1122 1St Prior Yr-Tort</u>	\$0.00	0.00	0.00	0.00	0.00	* Source of Revenue
<b>Corp Pers Prop Repl Tax</b>							
40-123000-1	CORP REPLACEMNT PROP TAX	0.00	0.00	0.00	0.00	0.00	40-1230
	<u>1230 Corp Pers Prop Repl Tax</u>	\$0.00	0.00	0.00	0.00	0.00	* Source of Revenue
<b>Spec Ed Trans-Pupils/Pare</b>							
40-144100-1	ORPHANAGE TRANS REIMB	0.00	0.00	0.00	0.00	0.00	40-1441
	<u>1441 Spec Ed Trans-Pupils/Pare</u>	\$0.00	0.00	0.00	0.00	0.00	* Source of Revenue
<b>Interest On Investments</b>							
40-151100-1	TRANSP-INT	99.79	745.43	2,000.00	1,254.57	37.27	40-1511
	<u>1511 Interest On Investments</u>	\$99.79	745.43	2,000.00	1,254.57	37.27	* Source of Revenue
<b>Refund-Prior Yr Expenditu</b>							
40-195000-1	REFUND TRANSP	0.00	0.00	0.00	0.00	0.00	40-1950
	<u>1950 Refund-Prior Yr Expenditu</u>	\$0.00	0.00	0.00	0.00	0.00	* Source of Revenue
<b>Other Local Revenues</b>							
40-199900-1	OTHER LOCAL REVENUE	1,347.93	2,981.17	6,000.00	3,018.83	49.69	40-1999
	<u>1999 Other Local Revenues</u>	\$1,347.93	2,981.17	6,000.00	3,018.83	49.69	* Source of Revenue
<b>Transportation Regular/Vocational</b>							
40-350000-1	REG TRANSPORTATION AID	0.00	101,122.98	262,000.00	160,877.02	38.60	40-3500
	<u>3500 Transportation Regular/Vocational</u>	\$0.00	101,122.98	262,000.00	160,877.02	38.60	* Source of Revenue
<b>Transportation-Vocational</b>							
40-350500-1	VOC TRANSPORTATION AID	0.00	0.00	6,900.00	6,900.00	0.00	40-3505
	<u>3505 Transportation-Vocational</u>	\$0.00	0.00	6,900.00	6,900.00	0.00	* Source of Revenue
<b>Transportation-Spec Ed</b>							
40-351000-1	SP ED TRANSPORTATION AID	0.00	78,244.93	141,000.00	62,755.07	55.49	40-3510
	<u>3510 Transportation-Spec Ed</u>	\$0.00	78,244.93	141,000.00	62,755.07	55.49	* Source of Revenue
<b>Other State Revenue</b>							

# Revenue Report

Printed: 2/6/2014 2:00 PM  
 PUTNAM COUNTY CUSD #535  
 Report as of: 1/31/2014

Transportation Fund 40							
Source of Revenue		3511	Other State Revenue				
Source of Revenue							
Account	Description	M.T.D. Revenue	Y.T.D. Revenue	Revenue Budget	Budget Balance Revenue	% of Budget	State Account Number
40-351100-1	OTHER STATE REVENUE	0.00	0.00	0.00	0.00	0.00	40-3511
	<b>3511 Other State Revenue</b>	<u>\$0.00</u>	<u>0.00</u>	<u>0.00</u>	<u>0.00</u>	<u>0.00</u>	* Source of Revenue
<b>Early Childhood - Block Grant</b>							
40-370500-26	ECE TRANSPORTATION	0.00	55,176.00	88,500.00	33,324.00	62.35	40-3705
	<b>3705 Early Childhood - Block Grant</b>	<u>\$0.00</u>	<u>55,176.00</u>	<u>88,500.00</u>	<u>33,324.00</u>	<u>62.35</u>	* Source of Revenue
<b>ARRA IDEA PART B</b>							
40-485700-44	IDEA ARRA	0.00	0.00	0.00	0.00	0.00	40-4857
	<b>4857 ARRA IDEA PART B</b>	<u>\$0.00</u>	<u>0.00</u>	<u>0.00</u>	<u>0.00</u>	<u>0.00</u>	* Source of Revenue
<b>Permanent Transfer</b>							
40-713000-1	PERMANENT TRANSFER	0.00	0.00	0.00	0.00	0.00	40-7130-1
	<b>7130 Permanent Transfer</b>	<u>\$0.00</u>	<u>0.00</u>	<u>0.00</u>	<u>0.00</u>	<u>0.00</u>	* Source of Revenue
	<b>40 Transportation Fund</b>	<u>\$1,447.72</u>	<u>\$465,566.53</u>	<u>\$733,901.00</u>	<u>\$268,334.47</u>	<u>63.44</u>	Fund

69

# Revenue Report

Printed: 2/6/2014 2:00 PM

PUTNAM COUNTY CUSD #535

Report as of: 1/31/2014

I.M.R.F./Soc. Sec. Fund 50							
Source of Revenue		1112	Bond and Interest Purposes Levy				
Source of Revenue							
Account	Description	M.T.D. Revenue	Y.T.D. Revenue	Revenue Budget	Budget Balance Revenue	% of Budget	State Account Number
<b>Bond and Interest Purposes Levy</b>							
50-111200-1	FIRST PRIOR YR LEVY-IMRF	0.00	103,073.27	103,274.00	200.73	99.81	50-1112
50-111201-1	FIRST PRIOR YR-SS	0.00	0.00	0.00	0.00	0.00	50-1112
<b>1112 Bond and Interest Purposes Levy</b>		<u>\$0.00</u>	<u>103,073.27</u>	<u>103,274.00</u>	<u>200.73</u>	<u>99.81</u>	* Source of Revenue
<b>Working Cash Purposes Levy</b>							
50-111500-1	MEDICARE-FIRST PRIOR YR	0.00	0.00	0.00	0.00	0.00	50-1115
<b>1115 Working Cash Purposes Levy</b>		<u>\$0.00</u>	<u>0.00</u>	<u>0.00</u>	<u>0.00</u>	<u>0.00</u>	* Source of Revenue
<b>Soc.Sec./Med Only Levy</b>							
50-115000-1	FIRST PRIOR YR-S S	0.00	103,073.27	103,274.00	200.73	99.81	50-1150
<b>1150 Soc.Sec./Med Only Levy</b>		<u>\$0.00</u>	<u>103,073.27</u>	<u>103,274.00</u>	<u>200.73</u>	<u>99.81</u>	* Source of Revenue
<b>Corp Pers Prop Repl Tax</b>							
50-123000-1	CORP PERS PROP REPL TAX	88,580.08	174,252.00	174,252.00	0.00	100.00	50-1230
<b>1230 Corp Pers Prop Repl Tax</b>		<u>\$88,580.08</u>	<u>174,252.00</u>	<u>174,252.00</u>	<u>0.00</u>	<u>100.00</u>	* Source of Revenue
<b>Interest On Investments</b>							
50-151100-1	IMRF-INT	77.25	516.04	1,000.00	483.96	51.60	50-1511
<b>1511 Interest On Investments</b>		<u>\$77.25</u>	<u>516.04</u>	<u>1,000.00</u>	<u>483.96</u>	<u>51.60</u>	* Source of Revenue
<b>Other Local Revenues</b>							
50-199900-1	OTHER LOCAL REVENUE	0.00	0.00	0.00	0.00	0.00	50-1999
<b>1999 Other Local Revenues</b>		<u>\$0.00</u>	<u>0.00</u>	<u>0.00</u>	<u>0.00</u>	<u>0.00</u>	* Source of Revenue
<b>50 I.M.R.F./Soc. Sec. Fund</b>		<u><u>\$88,657.33</u></u>	<u><u>\$380,914.58</u></u>	<u><u>\$381,800.00</u></u>	<u><u>\$885.42</u></u>	<u><u>99.77</u></u>	Fund

50

# Revenue Report

Printed: 2/6/2014 2:00 PM

PUTNAM COUNTY CUSD #535

Report as of: 1/31/2014

Capital Projects Fund or Fund Group 60							
Source of Revenue		1112	Bond and Interest Purposes Levy				
Source of Revenue							
Account	Description	M.T.D. Revenue	Y.T.D. Revenue	Revenue Budget	Budget Balance Revenue	% of Budget	State Account Number
<b>Bond and Interest Purposes Levy</b>							
60-111200-1	FIRST PRIOR CAP PROJ	0.00	0.00	0.00	0.00	0.00	60-1112
	<b>1112 Bond and Interest Purposes Levy</b>	<u>\$0.00</u>	<u>0.00</u>	<u>0.00</u>	<u>0.00</u>	<u>0.00</u>	* Source of Revenue
<b>Interest On Investments</b>							
60-151100-1	INTEREST-CAP PROJ	0.00	0.00	0.00	0.00	0.00	60-1511
	<b>1511 Interest On Investments</b>	<u>\$0.00</u>	<u>0.00</u>	<u>0.00</u>	<u>0.00</u>	<u>0.00</u>	* Source of Revenue
<b>Refund-Prior Yr Expenditu</b>							
60-195000-1	REFUND PRIOR YR EXP	0.00	0.00	0.00	0.00	0.00	60-1950
	<b>1950 Refund-Prior Yr Expenditu</b>	<u>\$0.00</u>	<u>0.00</u>	<u>0.00</u>	<u>0.00</u>	<u>0.00</u>	* Source of Revenue
<b>Other Local Revenues</b>							
60-199900-1	OTHER LOCAL REV CAP PROJ	0.00	0.00	0.00	0.00	0.00	60-1999
	<b>1999 Other Local Revenues</b>	<u>\$0.00</u>	<u>0.00</u>	<u>0.00</u>	<u>0.00</u>	<u>0.00</u>	* Source of Revenue
<b>Infrastructure Improv-Planning/Construction</b>							
60-392000-1	INFRA IMPROVE-PLAN/CONST	0.00	0.00	0.00	0.00	0.00	60-3920
	<b>3920 Infrastructure Improv-Planning/Construction</b>	<u>\$0.00</u>	<u>0.00</u>	<u>0.00</u>	<u>0.00</u>	<u>0.00</u>	* Source of Revenue
<b>Transfer from Other Funds for Capital Projects</b>							
60-780000-1	IEMA/CDB TRANSFER	0.00	0.00	0.00	0.00	0.00	60-7800
	<b>7800 Transfer from Other Funds for Capital Projects</b>	<u>\$0.00</u>	<u>0.00</u>	<u>0.00</u>	<u>0.00</u>	<u>0.00</u>	* Source of Revenue
	<b>60 Capital Projects Fund or Fund Group</b>	<u><u>\$0.00</u></u>	<u><u>\$0.00</u></u>	<u><u>\$0.00</u></u>	<u><u>\$0.00</u></u>	<u><u>0.00</u></u>	Fund

# Revenue Report

Printed: 2/6/2014 2:00 PM  
 PUTNAM COUNTY CUSD #535  
 Report as of: 1/31/2014

Working Cash Fund 70							
Source of Revenue		1112	Bond and Interest Purposes Levy				
Source of Revenue							
Account	Description	M.T.D. Revenue	Y.T.D. Revenue	Revenue Budget	Budget Balance Revenue	% of Budget	State Account Number
<b>Bond and Interest Purposes Levy</b>							
70-111200-1	FIRST PRIOR YR WRKG CASH	0.00	56,713.92	56,875.00	161.08	99.72	70-1112
	<b>1112 Bond and Interest Purposes Levy</b>	<u>\$0.00</u>	<u>56,713.92</u>	<u>56,875.00</u>	<u>161.08</u>	<u>99.72</u>	* Source of Revenue
<b>Interest On Investments</b>							
70-151100-1	WC-INT	204.92	3,972.81	13,000.00	9,027.19	30.56	70-1511
	<b>1511 Interest On Investments</b>	<u>\$204.92</u>	<u>3,972.81</u>	<u>13,000.00</u>	<u>9,027.19</u>	<u>30.56</u>	* Source of Revenue
<b>Sale Of Bonds</b>							
70-721000-1	PRINCIPAL ON BONDS SOLD	0.00	0.00	0.00	0.00	0.00	70-7210
	<b>7210 Sale Of Bonds</b>	<u>\$0.00</u>	<u>0.00</u>	<u>0.00</u>	<u>0.00</u>	<u>0.00</u>	* Source of Revenue
	<b>70 Working Cash Fund</b>	<u><u>\$204.92</u></u>	<u><u>\$60,686.73</u></u>	<u><u>\$69,875.00</u></u>	<u><u>\$9,188.27</u></u>	<u><u>86.85</u></u>	Fund

52

# Revenue Report

Printed: 2/6/2014 2:00 PM

PUTNAM COUNTY CUSD #535

Report as of: 1/31/2014

<b>Tort Immunity and Judgment Fund 80</b>							
Source of Revenue		1112	Bond and Interest Purposes Levy				
Source of Revenue							
Account	Description	M.T.D. Revenue	Y.T.D. Revenue	Revenue Budget	Budget Balance Revenue	% of Budget	State Account Number
<b>Bond and Interest Purposes Levy</b>							
80-111200-1	FIRST PRIOR YEAR LEVY	0.00	191,736.19	191,783.00	46.81	99.98	80-1112
	<b><u>1112 Bond and Interest Purposes Levy</u></b>	<b><u>\$0.00</u></b>	<b><u>191,736.19</u></b>	<b><u>191,783.00</u></b>	<b><u>46.81</u></b>	<b><u>99.98</u></b>	* Source of Revenue
<b>Corp Pers Prop Repl Tax</b>							
80-123000-1	CORP PERS PROP REPLCMNT TAX	0.00	50,000.00	50,000.00	0.00	100.00	80-1230-1
	<b><u>1230 Corp Pers Prop Repl Tax</u></b>	<b><u>\$0.00</u></b>	<b><u>50,000.00</u></b>	<b><u>50,000.00</u></b>	<b><u>0.00</u></b>	<b><u>100.00</u></b>	* Source of Revenue
<b>Interest On Investments</b>							
80-151100-1	TORT-INTEREST	21.98	204.93	1,000.00	795.07	20.49	80-1511
	<b><u>1511 Interest On Investments</u></b>	<b><u>\$21.98</u></b>	<b><u>204.93</u></b>	<b><u>1,000.00</u></b>	<b><u>795.07</u></b>	<b><u>20.49</u></b>	* Source of Revenue
<b>Refund-Prior Yr Expenditu</b>							
80-195000-1	REFUND PRIOR YR EXP	0.00	0.00	0.00	0.00	0.00	80-1950
	<b><u>1950 Refund-Prior Yr Expenditu</u></b>	<b><u>\$0.00</u></b>	<b><u>0.00</u></b>	<b><u>0.00</u></b>	<b><u>0.00</u></b>	<b><u>0.00</u></b>	* Source of Revenue
<b>Other Local Revenues</b>							
80-199900-1	OTHER LOCAL REVENUE	0.00	1,257.37	0.00	(1,257.37)	0.00	80-1999
	<b><u>1999 Other Local Revenues</u></b>	<b><u>\$0.00</u></b>	<b><u>1,257.37</u></b>	<b><u>0.00</u></b>	<b><u>(1,257.37)</u></b>	<b><u>0.00</u></b>	* Source of Revenue
	<b><u>80 Tort Immunity and Judgment Fund</u></b>	<b><u>\$21.98</u></b>	<b><u>\$243,198.49</u></b>	<b><u>\$242,783.00</u></b>	<b><u>(\$415.49)</u></b>	<b><u>100.17</u></b>	Fund

# Revenue Report

Printed: 2/6/2014 2:00 PM

PUTNAM COUNTY CUSD #535

Report as of: 1/31/2014

Fire Prevention/Life Safety 90							
Source of Revenue		1112	Bond and Interest Purposes Levy				
Source of Revenue							
Account	Description	M.T.D. Revenue	Y.T.D. Revenue	Revenue Budget	Budget Balance Revenue	% of Budget	State Account Number
<b>Bond and Interest Purposes Levy</b>							
90-111200-1	FIRST PRIOR YEAR LEVY L/	0.00	56,713.92	56,875.00	161.08	99.72	90-1112
	<u>1112 Bond and Interest Purposes Levy</u>	\$0.00	56,713.92	56,875.00	161.08	99.72	* Source of Revenue
<b>Corp Pers Prop Repl Tax</b>							
90-123000-1	L/S CORP REPL TAX	0.00	0.00	0.00	0.00	0.00	90-1230
	<u>1230 Corp Pers Prop Repl Tax</u>	\$0.00	0.00	0.00	0.00	0.00	* Source of Revenue
<b>Interest On Investments</b>							
90-151100-1	LS-INT ON INVESTMENTS	148.15	964.74	2,000.00	1,035.26	48.24	90-1511
	<u>1511 Interest On Investments</u>	\$148.15	964.74	2,000.00	1,035.26	48.24	* Source of Revenue
<b>Other Local Revenues</b>							
90-199900-1	OTHER REVENUE	0.00	0.00	0.00	0.00	0.00	90-1999
	<u>1999 Other Local Revenues</u>	\$0.00	0.00	0.00	0.00	0.00	* Source of Revenue
<b>Permanent Transfer of Working Cash Fund Interest</b>							
90-712000-1	TRANSFER FROM W/C	0.00	0.00	0.00	0.00	0.00	90-7120
	<u>7120 Permanent Transfer of Working Cash Fund Interest</u>	\$0.00	0.00	0.00	0.00	0.00	* Source of Revenue
<b>Sale Of Bonds</b>							
90-721000-1	SALE OF BONDS	0.00	0.00	0.00	0.00	0.00	90-7210
	<u>7210 Sale Of Bonds</u>	\$0.00	0.00	0.00	0.00	0.00	* Source of Revenue
	<u>90 Fire Prevention/Life Safety</u>	\$148.15	\$57,678.66	\$58,875.00	\$1,196.34	97.97	Fund
<b>Report Total:</b>		<u>\$701,751.47</u>	<u>\$7,380,788.49</u>	<u>\$10,251,642.84</u>	<u>2,870,854.35</u>	<b>72.00</b>	

# Expenditure Report

Printed: 2/6/2014 2:04 PM

PUTNAM COUNTY CUSD #535

Report as of: 1/31/2014

Education Fund 10								
Function	1000	Instruction						
Function	1110	Elementary						
Object	100	Salaries						
Account	Description	M.T.D. Activity	Y.T.D. Activity	Open Encumb.	Current Budget	Budget Balance	% of Budget	State Account Number
100	Salaries	53,011.39	280,746.08	0.00	490,932.00	210,185.92	57.19	
200	Employee Benefits	11,972.98	68,026.07	0.00	130,000.00	61,973.93	52.33	
300	Purchased Services	739.15	3,574.92	0.00	19,526.00	15,951.08	18.31	
400	Supplies And Materials	471.75	7,560.55	195.75	11,300.00	3,543.70	68.64	
500	Capital Outlay	0.00	81,032.78	0.00	79,000.00	(2,032.78)	102.57	
<b>1110</b>	<b>Elementary</b>	66,195.27	440,940.40	195.75	730,758.00	289,621.85	60.37	** Function
100	Salaries	33,428.99	265,291.40	0.00	504,000.00	238,708.60	52.64	
200	Employee Benefits	9,893.28	63,909.60	0.00	129,000.00	65,090.40	49.54	
300	Purchased Services	399.15	3,173.01	0.00	8,000.00	4,826.99	39.66	
400	Supplies And Materials	0.00	9,327.25	379.06	17,600.00	7,893.69	55.15	
500	Capital Outlay	0.00	700.00	0.00	1,000.00	300.00	70.00	
<b>1111</b>	<b>Primary</b>	43,721.42	342,401.26	379.06	659,600.00	316,819.68	51.97	** Function
100	Salaries	44,133.67	279,694.14	0.00	516,000.00	236,305.86	54.20	
200	Employee Benefits	10,658.37	63,245.20	0.00	130,000.00	66,754.80	48.65	
300	Purchased Services	502.56	4,182.85	0.00	9,000.00	4,817.15	46.48	
400	Supplies And Materials	1,101.08	18,106.47	60.05	53,600.00	35,433.48	33.89	
500	Capital Outlay	0.00	759.97	0.00	1,000.00	240.03	76.00	
600	Other Objects	0.00	0.00	0.00	1,000.00	1,000.00	0.00	
<b>1112</b>	<b>Junior High</b>	56,395.68	365,988.63	60.05	710,600.00	344,551.32	51.51	** Function
100	Salaries	57,345.53	413,843.74	0.00	796,179.00	382,335.26	51.98	
200	Employee Benefits	16,329.27	106,263.06	0.00	236,000.00	129,736.94	45.03	
300	Purchased Services	464.96	4,941.43	0.00	9,900.00	4,958.57	49.91	
400	Supplies And Materials	1,652.26	42,902.04	1,010.87	104,050.00	60,137.09	42.20	
500	Capital Outlay	0.00	0.00	0.00	2,000.00	2,000.00	0.00	
600	Other Objects	0.00	0.00	0.00	1,500.00	1,500.00	0.00	
<b>1113</b>	<b>High School</b>	75,792.02	567,950.27	1,010.87	1,149,629.00	580,667.86	49.49	** Function
100	Salaries	0.00	0.00	0.00	0.00	0.00	0.00	
<b>1114</b>	<b>Reading Imp</b>	0.00	0.00	0.00	0.00	0.00	0.00	** Function
100	Salaries	10,361.98	72,399.98	0.00	129,000.00	56,600.02	56.12	
200	Employee Benefits	3,593.39	21,746.87	0.00	41,300.00	19,553.13	52.66	
300	Purchased Services	65.80	730.06	0.00	3,750.00	3,019.94	19.47	
400	Supplies And Materials	0.00	1,639.58	395.80	5,620.00	3,584.62	36.22	
500	Capital Outlay	0.00	0.00	0.00	1,000.00	1,000.00	0.00	

55

# Expenditure Report

Printed: 2/6/2014 2:04 PM

PUTNAM COUNTY CUSD #535

Report as of: 1/31/2014

## Education Fund 10

Function	1000	Instruction
Function	1115	MUSIC
Object	600	Other Objects

Account	Description	M.T.D. Activity	Y.T.D. Activity	Open Encumb.	Current Budget	Budget Balance	% of Budget	State Account Number
600	Other Objects	0.00	214.75	0.00	600.00	385.25	35.79	
<u>1115</u>	<u>MUSIC</u>	14,021.17	96,731.24	395.80	181,270.00	84,142.96	53.58	** Function
100	Salaries	0.00	0.00	0.00	0.00	0.00	0.00	
400	Supplies And Materials	0.00	0.00	0.00	6,000.00	6,000.00	0.00	
<u>1116</u>	<u>Accel Reader</u>	0.00	0.00	0.00	6,000.00	6,000.00	0.00	** Function
100	Salaries	12,426.83	77,050.43	0.00	135,500.00	58,449.57	56.86	
200	Employee Benefits	1,498.52	8,589.41	0.00	17,000.00	8,410.59	50.53	
300	Purchased Services	440.74	619.74	0.00	1,900.00	1,280.26	32.62	
400	Supplies And Materials	388.31	2,166.20	250.72	10,900.00	8,483.08	22.17	
500	Capital Outlay	0.00	0.00	0.00	0.00	0.00	0.00	
<u>1125</u>	<u>Pre-K Programs</u>	14,754.40	88,425.78	250.72	165,300.00	76,623.50	53.65	** Function
600	Other Objects	0.00	0.00	0.00	0.00	0.00	0.00	
<u>1203</u>	<u>Emh Handicapped lighted way</u>	0.00	0.00	0.00	0.00	0.00	0.00	** Function
100	Salaries	0.00	640.00	0.00	2,500.00	1,860.00	25.60	
200	Employee Benefits	0.00	(18.91)	0.00	325.00	343.91	-5.82	
300	Purchased Services	4,405.86	23,840.29	0.00	73,000.00	49,159.71	32.66	
400	Supplies And Materials	0.00	0.00	0.00	0.00	0.00	0.00	
<u>1204</u>	<u>Physically Hndcap Homebound</u>	4,405.86	24,461.38	0.00	75,825.00	51,363.62	32.26	** Function
300	Purchased Services	0.00	0.00	0.00	800.00	800.00	0.00	
<u>1206</u>	<u>Visually Impaired (Vi)</u>	0.00	0.00	0.00	800.00	800.00	0.00	** Function
300	Purchased Services	4.51	1,550.07	0.00	2,400.00	849.93	64.59	
400	Supplies And Materials	0.00	0.00	0.00	0.00	0.00	0.00	
<u>1207</u>	<u>Hard Of Hearing (Hh)</u>	4.51	1,550.07	0.00	2,400.00	849.93	64.59	** Function
100	Salaries	3,877.15	29,593.52	0.00	51,000.00	21,406.48	58.03	
200	Employee Benefits	1,170.86	7,341.82	0.00	13,500.00	6,158.18	54.38	
300	Purchased Services	0.00	19,550.67	0.00	42,500.00	22,949.33	46.00	
400	Supplies And Materials	0.00	0.00	0.00	650.00	650.00	0.00	
<u>1210</u>	<u>Speech &amp; Lang. Impaired</u>	5,048.01	56,486.01	0.00	107,650.00	51,163.99	52.47	** Function
100	Salaries	0.00	0.00	0.00	0.00	0.00	0.00	
200	Employee Benefits	0.00	0.00	0.00	0.00	0.00	0.00	
300	Purchased Services	0.00	0.00	0.00	0.00	0.00	0.00	
400	Supplies And Materials	0.00	0.00	0.00	0.00	0.00	0.00	
<u>1214</u>	<u>PRESCHOOL</u>	0.00	0.00	0.00	0.00	0.00	0.00	** Function

56

# Expenditure Report

Printed: 2/6/2014 2:04 PM

PUTNAM COUNTY CUSD #535

Report as of: 1/31/2014

Education Fund 10								
Function	1000	Instruction						
Function	1219	Pre Kind EARLY CHILDHOOD						
Object	100	Salaries						
Account	Description	M.T.D. Activity	Y.T.D. Activity	Open Encumb.	Current Budget	Budget Balance	% of Budget	State Account Number
100	Salaries	0.00	0.00	0.00	0.00	0.00	0.00	
200	Employee Benefits	0.00	0.00	0.00	0.00	0.00	0.00	
300	Purchased Services	0.00	0.00	0.00	0.00	0.00	0.00	
400	Supplies And Materials	0.00	0.00	0.00	0.00	0.00	0.00	
<b>1219</b>	<b>Pre Kind EARLY CHILDHOOD</b>	0.00	0.00	0.00	0.00	0.00	0.00	** Function
100	Salaries	67,257.72	445,758.53	0.00	795,000.00	349,241.47	56.07	
200	Employee Benefits	11,253.66	65,587.53	0.00	146,000.00	80,412.47	44.92	
300	Purchased Services	261.32	1,819.93	0.00	2,000.00	180.07	91.00	
400	Supplies And Materials	1,010.23	16,344.86	2,760.81	53,300.00	34,194.33	35.85	
500	Capital Outlay	0.00	0.00	0.00	0.00	0.00	0.00	
<b>1220</b>	<b>Cross-Categorical (Cc)</b>	79,782.93	529,510.85	2,760.81	996,300.00	464,028.34	53.42	** Function
100	Salaries	0.00	0.00	0.00	0.00	0.00	0.00	
200	Employee Benefits	0.00	0.00	0.00	0.00	0.00	0.00	
300	Purchased Services	0.00	0.00	0.00	0.00	0.00	0.00	
400	Supplies And Materials	0.00	0.00	0.00	0.00	0.00	0.00	
500	Capital Outlay	0.00	0.00	0.00	0.00	0.00	0.00	
<b>1222</b>	<b>MI</b>	0.00	0.00	0.00	0.00	0.00	0.00	** Function
100	Salaries	4,670.54	32,358.57	0.00	58,100.00	25,741.43	55.69	
200	Employee Benefits	1,044.80	6,490.55	0.00	11,900.00	5,409.45	54.54	
300	Purchased Services	0.00	0.00	0.00	0.00	0.00	0.00	
400	Supplies And Materials	0.00	479.97	0.00	1,220.00	740.03	39.34	
<b>1225</b>	<b>Special Education Programs Pre-K</b>	5,715.34	39,329.09	0.00	71,220.00	31,890.91	55.22	** Function
100	Salaries	(1,019.47)	36,488.51	0.00	66,500.00	30,011.49	54.87	
200	Employee Benefits	3,066.26	16,173.82	0.00	27,250.00	11,076.18	59.35	
300	Purchased Services	1,024.26	4,890.55	528.00	510.00	(4,908.55)	1,062.46	
400	Supplies And Materials	96.00	729.04	0.00	5,400.00	4,670.96	13.50	
500	Capital Outlay	0.00	6,822.00	0.00	9,180.00	2,358.00	74.31	
<b>1250</b>	<b>Remedial and Supplemental Programs K-12</b>	3,167.05	65,103.92	528.00	108,840.00	43,208.08	60.30	** Function
100	Salaries	2,966.24	20,968.18	0.00	36,500.00	15,531.82	57.45	
200	Employee Benefits	1,109.02	6,569.90	0.00	12,400.00	5,830.10	52.98	
300	Purchased Services	0.00	594.76	0.00	3,500.00	2,905.24	16.99	
400	Supplies And Materials	0.00	1,699.46	0.00	8,988.00	7,288.54	18.91	
500	Capital Outlay	0.00	0.00	0.00	0.00	0.00	0.00	

57

# Expenditure Report

Printed: 2/6/2014 2:04 PM

PUTNAM COUNTY CUSD #535

Report as of: 1/31/2014

Education Fund 10								
Function	1000	Instruction						
Function	1401	VOCATIONAL AG						
Object	600	Other Objects						
Account	Description	M.T.D. Activity	Y.T.D. Activity	Open Encumb.	Current Budget	Budget Balance	% of Budget	State Account Number
600	Other Objects	0.00	0.00	0.00	500.00	500.00	0.00	
<b>1401</b>	<b>VOCATIONAL AG</b>	4,075.26	29,832.30	0.00	61,888.00	32,055.70	48.20	** Function
100	Salaries	3,105.00	21,211.79	0.00	38,260.00	17,048.21	55.44	
200	Employee Benefits	1,570.68	9,855.42	0.00	17,800.00	7,944.58	55.37	
300	Purchased Services	0.00	0.00	0.00	0.00	0.00	0.00	
400	Supplies And Materials	691.25	4,048.67	32.40	5,662.00	1,580.93	72.08	
500	Capital Outlay	0.00	0.00	0.00	0.00	0.00	0.00	
<b>1402</b>	<b>INDUSTRIAL ARTS</b>	5,366.93	35,115.88	32.40	61,722.00	26,573.72	56.95	** Function
100	Salaries	4,763.70	23,805.90	0.00	48,200.00	24,394.10	49.39	
200	Employee Benefits	1,433.40	8,754.68	0.00	16,400.00	7,645.32	53.38	
300	Purchased Services	0.00	0.00	0.00	1,500.00	1,500.00	0.00	
400	Supplies And Materials	0.00	0.00	0.00	0.00	0.00	0.00	
500	Capital Outlay	0.00	0.00	0.00	0.00	0.00	0.00	
<b>1407</b>	<b>BUSINESS ED</b>	6,197.10	32,560.58	0.00	66,100.00	33,539.42	49.26	** Function
100	Salaries	2,681.17	18,055.29	0.00	33,000.00	14,944.71	54.71	
200	Employee Benefits	661.84	3,807.62	0.00	7,300.00	3,492.38	52.16	
300	Purchased Services	44.65	397.15	0.00	1,000.00	602.85	39.72	
400	Supplies And Materials	0.00	0.00	0.00	300.00	300.00	0.00	
<b>1459</b>	<b>CO-OP PROGRAM</b>	3,387.66	22,260.06	0.00	41,600.00	19,339.94	53.51	** Function
100	Salaries	12,275.07	72,216.07	0.00	130,650.00	58,433.93	55.27	
200	Employee Benefits	2,563.73	9,670.29	0.00	7,200.00	(2,470.29)	134.31	
300	Purchased Services	3,527.66	10,677.14	0.00	35,400.00	24,722.86	30.16	
400	Supplies And Materials	162.90	11,689.10	2,642.88	16,500.00	2,168.02	86.86	
500	Capital Outlay	0.00	7,097.46	21.00	13,500.00	6,381.54	52.73	
600	Other Objects	2,105.00	8,644.75	0.00	10,500.00	1,855.25	82.33	
<b>1501</b>	<b>ATHLETICS</b>	20,634.36	119,994.81	2,663.88	213,750.00	91,091.31	57.38	** Function
100	Salaries	0.00	0.00	0.00	0.00	0.00	0.00	
200	Employee Benefits	0.00	0.00	0.00	0.00	0.00	0.00	
300	Purchased Services	0.00	0.00	0.00	0.00	0.00	0.00	
400	Supplies And Materials	0.00	0.00	0.00	0.00	0.00	0.00	
500	Capital Outlay	0.00	0.00	0.00	0.00	0.00	0.00	
600	Other Objects	0.00	0.00	0.00	0.00	0.00	0.00	
<b>1502</b>	<b>Music</b>	0.00	0.00	0.00	0.00	0.00	0.00	** Function

58

# Expenditure Report

Printed: 2/6/2014 2:04 PM

PUTNAM COUNTY CUSD #535

Report as of: 1/31/2014

Education Fund 10								
Function	1000	Instruction						
Function	1540	EXTRA CURRICULAR						
Object	100	Salaries						
Account	Description	M.T.D. Activity	Y.T.D. Activity	Open Encumb.	Current Budget	Budget Balance	% of Budget	State Account Number
100	Salaries	1,508.78	12,350.75	0.00	32,000.00	19,649.25	38.60	
200	Employee Benefits	83.41	484.95	0.00	2,000.00	1,515.05	24.25	
300	Purchased Services	0.00	30.00	0.00	1,500.00	1,470.00	2.00	
400	Supplies And Materials	0.00	746.33	175.00	6,300.00	5,378.67	14.62	
600	Other Objects	0.00	0.00	0.00	50.00	50.00	0.00	
<b>1540</b>	<b>EXTRA CURRICULAR</b>	<b>1,592.19</b>	<b>13,612.03</b>	<b>175.00</b>	<b>41,850.00</b>	<b>28,062.97</b>	<b>32.94</b>	** Function
100	Salaries	0.00	8,330.56	0.00	21,000.00	12,669.44	39.67	
200	Employee Benefits	0.00	104.43	0.00	3,200.00	3,095.57	3.26	
300	Purchased Services	0.00	0.00	0.00	0.00	0.00	0.00	
400	Supplies And Materials	0.00	51.25	0.00	250.00	198.75	20.50	
<b>1600</b>	<b>Summer School</b>	<b>0.00</b>	<b>8,486.24</b>	<b>0.00</b>	<b>24,450.00</b>	<b>15,963.76</b>	<b>34.71</b>	** Function
400	Supplies And Materials	0.00	0.00	0.00	0.00	0.00	0.00	
<b>1650</b>	<b>Gifted Programs</b>	<b>0.00</b>	<b>0.00</b>	<b>0.00</b>	<b>0.00</b>	<b>0.00</b>	<b>0.00</b>	** Function
100	Salaries	494.66	8,316.84	0.00	11,600.00	3,283.16	71.70	
200	Employee Benefits	204.20	1,921.12	0.00	5,150.00	3,228.88	37.30	
300	Purchased Services	10.00	412.35	0.00	9,500.00	9,087.65	4.34	
400	Supplies And Materials	0.00	0.00	0.00	100.00	100.00	0.00	
<b>1700</b>	<b>Drivers Education Program</b>	<b>708.86</b>	<b>10,650.31</b>	<b>0.00</b>	<b>26,350.00</b>	<b>15,699.69</b>	<b>40.42</b>	** Function
100	Salaries	0.00	0.00	0.00	0.00	0.00	0.00	
300	Purchased Services	0.00	0.00	0.00	0.00	0.00	0.00	
400	Supplies And Materials	0.00	0.00	0.00	304.00	304.00	0.00	
500	Capital Outlay	0.00	0.00	0.00	0.00	0.00	0.00	
<b>1800</b>	<b>Bilingual Programs</b>	<b>0.00</b>	<b>0.00</b>	<b>0.00</b>	<b>304.00</b>	<b>304.00</b>	<b>0.00</b>	** Function
600	Other Objects	6,559.56	48,259.62	0.00	70,000.00	21,740.38	68.94	
<b>1912</b>	<b>Special Education Programs K-12 - Private Tuition</b>	<b>6,559.56</b>	<b>48,259.62</b>	<b>0.00</b>	<b>70,000.00</b>	<b>21,740.38</b>	<b>68.94</b>	** Function
<b>1000</b>	<b>Instruction</b>	<b>\$417,525.58</b>	<b>2,939,650.73</b>	<b>8,452.34</b>	<b>5,574,206.00</b>	<b>2,626,102.93</b>	<b>52.89</b>	* Function
100	Salaries	10,187.44	71,006.07	0.00	127,000.00	55,993.93	55.91	
200	Employee Benefits	2,519.35	14,784.14	0.00	39,500.00	24,715.86	37.43	
300	Purchased Services	427.23	640.14	0.00	1,500.00	859.86	42.68	
400	Supplies And Materials	126.00	744.72	0.00	1,170.00	425.28	63.65	
500	Capital Outlay	0.00	0.00	0.00	0.00	0.00	0.00	
600	Other Objects	0.00	0.00	0.00	200.00	200.00	0.00	
<b>2110</b>	<b>Attendance/Soc Wrk Serv</b>	<b>13,260.02</b>	<b>87,175.07</b>	<b>0.00</b>	<b>169,370.00</b>	<b>82,194.93</b>	<b>51.47</b>	** Function

59

# Expenditure Report

Printed: 2/6/2014 2:04 PM

PUTNAM COUNTY CUSD #535

Report as of: 1/31/2014

Education Fund 10								
Function	2000	Support Services						
Function	2120	Guidance Services						
Object	100	Salaries						
Account	Description	M.T.D. Activity	Y.T.D. Activity	Open Encumb.	Current Budget	Budget Balance	% of Budget	State Account Number
100	Salaries	5,166.77	35,903.47	0.00	62,100.00	26,196.53	57.82	
200	Employee Benefits	1,457.24	8,549.99	0.00	15,700.00	7,150.01	54.46	
300	Purchased Services	0.00	285.54	0.00	1,650.00	1,364.46	17.31	
400	Supplies And Materials	0.00	0.00	0.00	450.00	450.00	0.00	
500	Capital Outlay	0.00	0.00	0.00	0.00	0.00	0.00	
600	Other Objects	0.00	0.00	0.00	100.00	100.00	0.00	
<b>2120</b>	<b>Guidance Services</b>	<b>6,624.01</b>	<b>44,739.00</b>	<b>0.00</b>	<b>80,000.00</b>	<b>35,261.00</b>	<b>55.92</b>	** Function
100	Salaries	2,488.93	18,875.49	0.00	30,500.00	11,624.51	61.89	
200	Employee Benefits	757.40	5,240.42	0.00	9,500.00	4,259.58	55.16	
300	Purchased Services	101.24	608.50	0.00	1,600.00	991.50	38.03	
400	Supplies And Materials	0.00	844.19	0.00	1,350.00	505.81	62.53	
<b>2134</b>	<b>Nurse Services</b>	<b>3,347.57</b>	<b>25,568.60</b>	<b>0.00</b>	<b>42,950.00</b>	<b>17,381.40</b>	<b>59.53</b>	** Function
100	Salaries	2,947.35	26,577.41	0.00	45,000.00	18,422.59	59.06	
200	Employee Benefits	280.94	1,933.23	0.00	3,500.00	1,566.77	55.24	
300	Purchased Services	0.00	600.19	0.00	2,650.00	2,049.81	22.65	
400	Supplies And Materials	8.52	618.52	119.53	1,800.00	1,061.95	41.00	
500	Capital Outlay	0.00	0.00	0.00	0.00	0.00	0.00	
600	Other Objects	0.00	0.00	0.00	0.00	0.00	0.00	
<b>2140</b>	<b>Psychological Services</b>	<b>3,236.81</b>	<b>29,729.35</b>	<b>119.53</b>	<b>52,950.00</b>	<b>23,101.12</b>	<b>56.37</b>	** Function
300	Purchased Services	405.90	2,920.11	0.00	8,000.00	5,079.89	36.50	
400	Supplies And Materials	0.00	0.00	0.00	0.00	0.00	0.00	
500	Capital Outlay	0.00	0.00	0.00	0.00	0.00	0.00	
<b>2190</b>	<b>Other Support Svs Pupils</b>	<b>405.90</b>	<b>2,920.11</b>	<b>0.00</b>	<b>8,000.00</b>	<b>5,079.89</b>	<b>36.50</b>	** Function
300	Purchased Services	0.00	0.00	0.00	0.00	0.00	0.00	
400	Supplies And Materials	0.00	0.00	0.00	1,000.00	1,000.00	0.00	
600	Other Objects	0.00	0.00	0.00	0.00	0.00	0.00	
<b>2191</b>	<b>OTHER SUPPORT</b>	<b>0.00</b>	<b>0.00</b>	<b>0.00</b>	<b>1,000.00</b>	<b>1,000.00</b>	<b>0.00</b>	** Function
300	Purchased Services	0.00	0.00	0.00	0.00	0.00	0.00	
<b>2192</b>	<b>TITLE V CHART COUNTS</b>	<b>0.00</b>	<b>0.00</b>	<b>0.00</b>	<b>0.00</b>	<b>0.00</b>	<b>0.00</b>	** Function
100	Salaries	0.00	0.00	0.00	0.00	0.00	0.00	
200	Employee Benefits	0.00	0.00	0.00	0.00	0.00	0.00	
300	Purchased Services	0.00	0.00	0.00	0.00	0.00	0.00	
400	Supplies And Materials	0.00	0.00	0.00	0.00	0.00	0.00	

69

# Expenditure Report

Printed: 2/6/2014 2:04 PM

PUTNAM COUNTY CUSD #535

Report as of: 1/31/2014

Education Fund 10		
Function	2000	Support Services
Function	2193	Title IV
Object	400	Supplies And Materials

Account	Description	M.T.D. Activity	Y.T.D. Activity	Open Encumb.	Current Budget	Budget Balance	% of Budget	State Account Number
<u>2193</u>	<u>Title IV</u>	0.00	0.00	0.00	0.00	0.00	0.00	** Function
100	Salaries	720.00	23,256.50	0.00	45,000.00	21,743.50	51.68	
200	Employee Benefits	236.98	1,478.36	0.00	5,800.00	4,321.64	25.49	
300	Purchased Services	1,020.00	4,100.00	0.00	27,600.00	23,500.00	14.86	
400	Supplies And Materials	0.00	11,885.97	0.00	24,500.00	12,614.03	48.51	
<u>2210</u>	<u>EPIC</u>	1,976.98	40,720.83	0.00	102,900.00	62,179.17	39.57	** Function
100	Salaries	0.00	0.00	0.00	0.00	0.00	0.00	
200	Employee Benefits	0.00	0.00	0.00	0.00	0.00	0.00	
300	Purchased Services	0.00	0.00	0.00	0.00	0.00	0.00	
400	Supplies And Materials	0.00	0.00	0.00	0.00	0.00	0.00	
<u>2215</u>	<u>TITLE II CLASS REDUCTION</u>	0.00	0.00	0.00	0.00	0.00	0.00	** Function
300	Purchased Services	0.00	0.00	0.00	0.00	0.00	0.00	
400	Supplies And Materials	0.00	0.00	0.00	0.00	0.00	0.00	
500	Capital Outlay	0.00	0.00	0.00	0.00	0.00	0.00	
<u>2218</u>	<u>Quality Assurance</u>	0.00	0.00	0.00	0.00	0.00	0.00	** Function
200	Employee Benefits	0.00	0.00	0.00	0.00	0.00	0.00	
300	Purchased Services	0.00	0.00	0.00	0.00	0.00	0.00	
<u>2219</u>	<u>BLOCK GRANT</u>	0.00	0.00	0.00	0.00	0.00	0.00	** Function
100	Salaries	10,611.69	75,400.44	0.00	132,000.00	56,599.56	57.12	
200	Employee Benefits	1,239.30	7,288.04	0.00	13,800.00	6,511.96	52.81	
300	Purchased Services	260.00	693.41	0.00	3,600.00	2,906.59	19.26	
400	Supplies And Materials	1,144.56	7,284.99	1,780.79	14,690.00	5,624.22	61.71	
500	Capital Outlay	0.00	0.00	0.00	0.00	0.00	0.00	
<u>2220</u>	<u>MEDIA PROGRAM</u>	13,255.55	90,666.88	1,780.79	164,090.00	71,642.33	56.34	** Function
100	Salaries	3,652.17	29,506.24	0.00	52,000.00	22,493.76	56.74	
200	Employee Benefits	1,131.02	16,803.63	0.00	23,700.00	6,896.37	70.90	
300	Purchased Services	1,538.88	15,648.93	0.00	53,500.00	37,851.07	29.25	
400	Supplies And Materials	0.00	2,944.08	179.94	2,700.00	(424.02)	115.70	
<u>2226</u>	<u>TECHNOLOGY</u>	6,322.07	64,902.88	179.94	131,900.00	66,817.18	49.34	** Function
100	Salaries	0.00	0.00	0.00	0.00	0.00	0.00	
200	Employee Benefits	0.00	0.00	0.00	0.00	0.00	0.00	
300	Purchased Services	0.00	0.00	0.00	0.00	0.00	0.00	
<u>2230</u>	<u>Assessment/Testing</u>	0.00	0.00	0.00	0.00	0.00	0.00	** Function

61

# Expenditure Report

Printed: 2/6/2014 2:04 PM

PUTNAM COUNTY CUSD #535

Report as of: 1/31/2014

## Education Fund 10

Function	2000	Support Services
Function	2310	Brd Ed Services
Object	100	Salaries

Account	Description	M.T.D. Activity	Y.T.D. Activity	Open Encumb.	Current Budget	Budget Balance	% of Budget	State Account Number
100	Salaries	242.21	4,382.73	0.00	5,650.00	1,267.27	77.57	
200	Employee Benefits	0.00	66.01	0.00	0.00	(66.01)	0.00	
300	Purchased Services	5,372.75	27,423.81	0.00	48,200.00	20,776.19	56.90	
400	Supplies And Materials	3,945.36	27,161.57	1,726.91	37,300.00	8,411.52	77.45	
500	Capital Outlay	0.00	0.00	0.00	0.00	0.00	0.00	
600	Other Objects	5,981.56	19,481.92	0.00	25,000.00	5,518.08	77.93	
<b>2310</b>	<b>Brd Ed Services</b>	<b>15,541.88</b>	<b>78,516.04</b>	<b>1,726.91</b>	<b>116,150.00</b>	<b>35,907.05</b>	<b>69.09</b>	** Function
100	Salaries	8,023.62	56,165.34	0.00	90,783.42	34,618.08	61.87	
200	Employee Benefits	2,844.98	16,127.77	0.00	30,200.00	14,072.23	53.40	
300	Purchased Services	1,463.78	6,152.48	0.00	11,900.00	5,747.52	51.70	
400	Supplies And Materials	552.01	4,983.45	0.00	7,200.00	2,216.55	69.21	
500	Capital Outlay	0.00	0.00	0.00	1,500.00	1,500.00	0.00	
600	Other Objects	0.00	911.77	0.00	900.00	(11.77)	101.31	
<b>2320</b>	<b>Executive Adm. Serv</b>	<b>12,884.39</b>	<b>84,340.81</b>	<b>0.00</b>	<b>142,483.42</b>	<b>58,142.61</b>	<b>59.19</b>	** Function
100	Salaries	35,399.91	249,827.77	0.00	433,000.00	183,172.23	57.70	
200	Employee Benefits	12,342.26	85,302.55	0.00	149,000.00	63,697.45	57.25	
300	Purchased Services	601.96	5,746.87	0.00	9,200.00	3,453.13	62.47	
400	Supplies And Materials	710.37	5,604.71	93.18	12,420.00	6,722.11	45.88	
500	Capital Outlay	0.00	0.00	0.00	1,000.00	1,000.00	0.00	
600	Other Objects	0.00	1,380.00	0.00	2,300.00	920.00	60.00	
<b>2410</b>	<b>Office Of Principal Serv</b>	<b>49,054.50</b>	<b>347,861.90</b>	<b>93.18</b>	<b>606,920.00</b>	<b>258,964.92</b>	<b>57.33</b>	** Function
100	Salaries	0.00	0.00	0.00	0.00	0.00	0.00	
200	Employee Benefits	0.00	0.00	0.00	0.00	0.00	0.00	
300	Purchased Services	0.00	0.00	0.00	0.00	0.00	0.00	
400	Supplies And Materials	0.00	0.00	0.00	0.00	0.00	0.00	
500	Capital Outlay	0.00	0.00	0.00	0.00	0.00	0.00	
600	Other Objects	0.00	0.00	0.00	0.00	0.00	0.00	
<b>2510</b>	<b>Dirctn Business Suppt Ser</b>	<b>0.00</b>	<b>0.00</b>	<b>0.00</b>	<b>0.00</b>	<b>0.00</b>	<b>0.00</b>	** Function
100	Salaries	7,274.64	51,383.28	0.00	88,000.00	36,616.72	58.39	
200	Employee Benefits	570.83	4,146.28	0.00	6,900.00	2,753.72	60.09	
300	Purchased Services	0.00	0.00	0.00	2,700.00	2,700.00	0.00	
400	Supplies And Materials	0.00	0.00	0.00	0.00	0.00	0.00	
500	Capital Outlay	0.00	0.00	0.00	0.00	0.00	0.00	
600	Other Objects	0.00	0.00	0.00	450.00	450.00	0.00	

62

# Expenditure Report

Printed: 2/6/2014 2:04 PM

PUTNAM COUNTY CUSD #535

Report as of: 1/31/2014

Education Fund 10								
Function	2000	Support Services						
Function	2520	Fiscal Services						
Object	600	Other Objects						
Account	Description	M.T.D. Activity	Y.T.D. Activity	Open Encumb.	Current Budget	Budget Balance	% of Budget	State Account Number
<b>2520</b>	<b>Fiscal Services</b>	7,845.47	55,529.56	0.00	98,050.00	42,520.44	56.63	** Function
100	Salaries	11,809.08	83,748.33	0.00	148,851.00	65,102.67	56.26	
200	Employee Benefits	0.00	0.50	0.00	25.00	24.50	2.00	
300	Purchased Services	0.00	375.55	0.00	2,400.00	2,024.45	15.65	
400	Supplies And Materials	20,494.36	127,831.16	0.00	244,500.00	116,668.84	52.28	
500	Capital Outlay	0.00	0.00	0.00	4,000.00	4,000.00	0.00	
600	Other Objects	0.00	101.75	0.00	400.00	298.25	25.44	
<b>2560</b>	<b>Food Services</b>	32,303.44	212,057.29	0.00	400,176.00	188,118.71	52.99	** Function
300	Purchased Services	447.00	2,936.15	0.00	6,200.00	3,263.85	47.36	
<b>2630</b>	<b>Information Services</b>	447.00	2,936.15	0.00	6,200.00	3,263.85	47.36	** Function
300	Purchased Services	0.00	0.00	0.00	5,000.00	5,000.00	0.00	
400	Supplies And Materials	0.00	0.00	0.00	14,600.00	14,600.00	0.00	
<b>2660</b>	<b>DATA PROCESSING</b>	0.00	0.00	0.00	19,600.00	19,600.00	0.00	** Function
<b>2000</b>	<b>Support Services</b>	\$166,505.59	1,167,664.47	3,900.35	2,142,739.42	971,174.60	54.68	* Function
600	Other Objects	0.00	7,725.47	0.00	12,000.00	4,274.53	64.38	
<b>4120</b>	<b>Payments Sp Ed Programs</b>	0.00	7,725.47	0.00	12,000.00	4,274.53	64.38	** Function
600	Other Objects	0.00	16,093.49	0.00	30,000.00	13,906.51	53.64	
<b>4140</b>	<b>Payments for CTE Programs</b>	0.00	16,093.49	0.00	30,000.00	13,906.51	53.64	** Function
300	Purchased Services	0.00	0.00	0.00	0.00	0.00	0.00	
600	Other Objects	0.00	0.00	0.00	10,000.00	10,000.00	0.00	
<b>4190</b>	<b>Other Pymnts Gov In State</b>	0.00	0.00	0.00	10,000.00	10,000.00	0.00	** Function
600	Other Objects	175.00	175.00	0.00	4,000.00	3,825.00	4.38	
<b>4210</b>	<b>Payments for Regular Programs - Tuition</b>	175.00	175.00	0.00	4,000.00	3,825.00	4.38	** Function
600	Other Objects	2,194.30	51,434.10	0.00	170,000.00	118,565.90	30.26	
<b>4220</b>	<b>Payments for Special Education Programs - Tuition</b>	2,194.30	51,434.10	0.00	170,000.00	118,565.90	30.26	** Function
600	Other Objects	0.00	0.00	0.00	0.00	0.00	0.00	
<b>4240</b>	<b>Payments for CTE Programs - Tuition</b>	0.00	0.00	0.00	0.00	0.00	0.00	** Function
<b>4000</b>	<b>Nonprogrammed Charges</b>	\$2,369.30	75,428.06	0.00	226,000.00	150,571.94	33.38	* Function
600	Other Objects	0.00	0.00	0.00	10,000.00	10,000.00	0.00	
<b>6000</b>	<b>Provision For Contingencs</b>	0.00	0.00	0.00	10,000.00	10,000.00	0.00	** Function
<b>6000</b>	<b>Provision For Contingencs</b>	\$0.00	0.00	0.00	10,000.00	10,000.00	0.00	* Function
600	Other Objects	0.00	0.00	0.00	0.00	0.00	0.00	

63

# Expenditure Report

Printed: 2/6/2014 2:04 PM

PUTNAM COUNTY CUSD #535

Report as of: 1/31/2014

Education Fund 10								
Function	8000	Other Financing Uses						
Function	8130	Prmt Trns From Ed Fund						
Object	600	Other Objects						
Account	Description	M.T.D. Activity	Y.T.D. Activity	Open Encumb.	Current Budget	Budget Balance	% of Budget	State Account Number
<b>8130</b>	<b>Prmt Trns From Ed Fund</b>	0.00	0.00	0.00	0.00	0.00	0.00	** Function
<b>8000</b>	<b>Other Financing Uses</b>	\$0.00	0.00	0.00	0.00	0.00	0.00	* Function
<b>10</b>	<b>Education Fund</b>	\$586,400.47	\$4,182,743.26	\$12,352.69	\$7,952,945.42	\$3,757,849.47	52.75	Fund

# Expenditure Report

Printed: 2/6/2014 2:04 PM

PUTNAM COUNTY CUSD #535

Report as of: 1/31/2014

**Oper, Build, & Maint Fund 20**

Function	2000	Support Services
Function	2530	Function 2530
Object	500	Capital Outlay

Account	Description	M.T.D. Activity	Y.T.D. Activity	Open Encumb.	Current Budget	Budget Balance	% of Budget	State Account Number
500	Capital Outlay	0.00	0.00	0.00	0.00	0.00	0.00	
<u>2530</u>	<u>Function 2530</u>	0.00	0.00	0.00	0.00	0.00	0.00	** Function
100	Salaries	22,566.36	184,160.37	0.00	309,000.00	124,839.63	59.60	
200	Employee Benefits	2,482.06	17,312.16	0.00	30,650.00	13,337.84	56.48	
300	Purchased Services	16,307.32	97,157.82	0.00	157,400.00	60,242.18	61.73	
400	Supplies And Materials	12,056.59	133,176.78	0.00	310,000.00	176,823.22	42.96	
500	Capital Outlay	0.00	59,557.51	4,132.80	95,000.00	31,309.69	67.04	
<u>2542</u>	<u>Care &amp; Upkeep Bldg Serv</u>	53,412.33	491,364.64	4,132.80	902,050.00	406,552.56	54.93	** Function
100	Salaries	0.00	0.00	0.00	0.00	0.00	0.00	
300	Purchased Services	2,267.02	25,737.52	0.00	40,000.00	14,262.48	64.34	
400	Supplies And Materials	396.51	6,071.57	0.00	10,000.00	3,928.43	60.72	
500	Capital Outlay	0.00	1,959.00	0.00	22,500.00	20,541.00	8.71	
600	Other Objects	0.00	0.00	0.00	50.00	50.00	0.00	
<u>2543</u>	<u>Care Upkeep Grnds Serv</u>	2,663.53	33,768.09	0.00	72,550.00	38,781.91	46.54	** Function
<u>2000</u>	<u>Support Services</u>	\$56,075.86	525,132.73	4,132.80	974,600.00	445,334.47	54.31	* Function
600	Other Objects	0.00	0.00	0.00	0.00	0.00	0.00	
<u>6000</u>	<u>Provision For Contingencs</u>	0.00	0.00	0.00	0.00	0.00	0.00	** Function
<u>6000</u>	<u>Provision For Contingencs</u>	\$0.00	0.00	0.00	0.00	0.00	0.00	* Function
500	Capital Outlay	0.00	0.00	0.00	0.00	0.00	0.00	
<u>8800</u>	<u>Function 8800</u>	0.00	0.00	0.00	0.00	0.00	0.00	** Function
<u>8000</u>	<u>Other Financing Uses</u>	\$0.00	0.00	0.00	0.00	0.00	0.00	* Function
<u>20</u>	<u>Oper, Build, &amp; Maint Fund</u>	\$56,075.86	\$525,132.73	\$4,132.80	\$974,600.00	\$445,334.47	54.31	Fund

65

# Expenditure Report

Printed: 2/6/2014 2:04 PM

PUTNAM COUNTY CUSD #535

Report as of: 1/31/2014

Debt Service Fund or Fund Group 30								
Function	5000	Debt Services						
Function	5140	State Aid Anticipation Certificates						
Object	600	Other Objects						
Account	Description	M.T.D. Activity	Y.T.D. Activity	Open Encumb.	Current Budget	Budget Balance	% of Budget	State Account Number
600	Other Objects	0.00	0.00	0.00	0.00	0.00	0.00	
<u>5140</u>	<u>State Aid Anticipation Certificates</u>	0.00	0.00	0.00	0.00	0.00	0.00	** Function
600	Other Objects	0.00	0.00	0.00	0.00	0.00	0.00	
<u>5200</u>	<u>Debt Service - Interest on Long-Term Debt</u>	0.00	0.00	0.00	0.00	0.00	0.00	** Function
<u>5000</u>	<u>Debt Services</u>	\$0.00	0.00	0.00	0.00	0.00	0.00	* Function
600	Other Objects	0.00	0.00	0.00	0.00	0.00	0.00	
<u>8140</u>	<u>Prmt Transf Of Interest</u>	0.00	0.00	0.00	0.00	0.00	0.00	** Function
<u>8000</u>	<u>Other Financing Uses</u>	\$0.00	0.00	0.00	0.00	0.00	0.00	* Function
<u>30</u>	<u>Debt Service Fund or Fund Group</u>	\$0.00	\$0.00	\$0.00	\$0.00	\$0.00	0.00	Fund

66

# Expenditure Report

Printed: 2/6/2014 2:04 PM

PUTNAM COUNTY CUSD #535

Report as of: 1/31/2014

**Transportation Fund 40**

Function	2000	Support Services
Function	2550	Pupil Transportation Ser
Object	100	Salaries

Account	Description	M.T.D. Activity	Y.T.D. Activity	Open Encumb.	Current Budget	Budget Balance	% of Budget	State Account Number
100	Salaries	1,831.94	12,538.93	0.00	26,158.91	13,619.98	47.93	
200	Employee Benefits	182.44	3,234.24	0.00	2,250.00	(984.24)	143.74	
300	Purchased Services	68,390.30	399,545.37	0.00	770,600.00	371,054.63	51.85	
400	Supplies And Materials	40.00	1,979.55	0.00	6,500.00	4,520.45	30.45	
500	Capital Outlay	0.00	0.00	0.00	0.00	0.00	0.00	
<u>2550</u>	<u>Pupil Transportation Ser</u>	<u>70,444.68</u>	<u>417,298.09</u>	<u>0.00</u>	<u>805,508.91</u>	<u>388,210.82</u>	<u>51.81</u>	** Function
<u>2000</u>	<u>Support Services</u>	<u>\$70,444.68</u>	<u>417,298.09</u>	<u>0.00</u>	<u>805,508.91</u>	<u>388,210.82</u>	<u>51.81</u>	* Function
600	Other Objects	0.00	0.00	0.00	0.00	0.00	0.00	
<u>6000</u>	<u>Provision For Contingences</u>	<u>0.00</u>	<u>0.00</u>	<u>0.00</u>	<u>0.00</u>	<u>0.00</u>	<u>0.00</u>	** Function
<u>6000</u>	<u>Provision For Contingences</u>	<u>\$0.00</u>	<u>0.00</u>	<u>0.00</u>	<u>0.00</u>	<u>0.00</u>	<u>0.00</u>	* Function
600	Other Objects	0.00	0.00	0.00	0.00	0.00	0.00	
<u>8140</u>	<u>Prmt Transf Of Interest</u>	<u>0.00</u>	<u>0.00</u>	<u>0.00</u>	<u>0.00</u>	<u>0.00</u>	<u>0.00</u>	** Function
<u>8000</u>	<u>Other Financing Uses</u>	<u>\$0.00</u>	<u>0.00</u>	<u>0.00</u>	<u>0.00</u>	<u>0.00</u>	<u>0.00</u>	* Function
<u>40</u>	<u>Transportation Fund</u>	<u>\$70,444.68</u>	<u>\$417,298.09</u>	<u>\$0.00</u>	<u>\$805,508.91</u>	<u>\$388,210.82</u>	<u>51.81</u>	Fund

67

# Expenditure Report

Printed: 2/6/2014 2:04 PM

PUTNAM COUNTY CUSD #535

Report as of: 1/31/2014

**I.M.R.F./Soc. Sec. Fund 50**

Function	1000	Instruction
Function	1110	Elementary
Object	200	Employee Benefits

Account	Description	M.T.D. Activity	Y.T.D. Activity	Open Encumb.	Current Budget	Budget Balance	% of Budget	State Account Number
200	Employee Benefits	1,330.29	7,176.85	0.00	11,975.00	4,798.15	59.93	
<u>1110</u>	<u>Elementary</u>	1,330.29	7,176.85	0.00	11,975.00	4,798.15	59.93	** Function
200	Employee Benefits	412.10	3,559.49	0.00	7,200.00	3,640.51	49.44	
<u>1111</u>	<u>Primary</u>	412.10	3,559.49	0.00	7,200.00	3,640.51	49.44	** Function
200	Employee Benefits	686.16	4,227.41	0.00	7,300.00	3,072.59	57.91	
<u>1112</u>	<u>Junior High</u>	686.16	4,227.41	0.00	7,300.00	3,072.59	57.91	** Function
200	Employee Benefits	834.28	5,977.24	0.00	13,795.00	7,817.76	43.33	
<u>1113</u>	<u>High School</u>	834.28	5,977.24	0.00	13,795.00	7,817.76	43.33	** Function
200	Employee Benefits	0.00	0.00	0.00	0.00	0.00	0.00	
<u>1114</u>	<u>Reading Imp</u>	0.00	0.00	0.00	0.00	0.00	0.00	** Function
200	Employee Benefits	140.49	980.26	0.00	2,000.00	1,019.74	49.01	
<u>1115</u>	<u>MUSIC</u>	140.49	980.26	0.00	2,000.00	1,019.74	49.01	** Function
200	Employee Benefits	0.00	0.00	0.00	0.00	0.00	0.00	
<u>1120</u>	<u>Middle-Junior High</u>	0.00	0.00	0.00	0.00	0.00	0.00	** Function
200	Employee Benefits	1,237.76	6,864.96	0.00	14,300.00	7,435.04	48.01	
<u>1125</u>	<u>Pre-K Programs</u>	1,237.76	6,864.96	0.00	14,300.00	7,435.04	48.01	** Function
200	Employee Benefits	0.00	0.00	0.00	0.00	0.00	0.00	
<u>1130</u>	<u>High School</u>	0.00	0.00	0.00	0.00	0.00	0.00	** Function
200	Employee Benefits	0.00	9.03	0.00	75.00	65.97	12.04	
<u>1204</u>	<u>Physically Hndcap Homebound</u>	0.00	9.03	0.00	75.00	65.97	12.04	** Function
200	Employee Benefits	0.00	0.00	0.00	0.00	0.00	0.00	
<u>1207</u>	<u>Hard Of Hearing (Hh)</u>	0.00	0.00	0.00	0.00	0.00	0.00	** Function
200	Employee Benefits	55.10	421.68	0.00	1,800.00	1,378.32	23.43	
<u>1210</u>	<u>Speech &amp; Lang. Impaired</u>	55.10	421.68	0.00	1,800.00	1,378.32	23.43	** Function
200	Employee Benefits	0.00	0.00	0.00	0.00	0.00	0.00	
<u>1214</u>	<u>PRE-SCHOOL</u>	0.00	0.00	0.00	0.00	0.00	0.00	** Function
200	Employee Benefits	0.00	0.00	0.00	0.00	0.00	0.00	
<u>1219</u>	<u>Pre Kind EARLY CHILDHOOD</u>	0.00	0.00	0.00	0.00	0.00	0.00	** Function
200	Employee Benefits	5,309.37	34,890.28	0.00	69,500.00	34,609.72	50.20	
<u>1220</u>	<u>Cross-Categorical (Cc)</u>	5,309.37	34,890.28	0.00	69,500.00	34,609.72	50.20	** Function
200	Employee Benefits	0.00	0.00	0.00	0.00	0.00	0.00	
<u>1222</u>	<u>MI</u>	0.00	0.00	0.00	0.00	0.00	0.00	** Function

68

# Expenditure Report

Printed: 2/6/2014 2:04 PM

PUTNAM COUNTY CUSD #535

Report as of: 1/31/2014

<b>I.M.R.F./Soc. Sec. Fund 50</b>			
Function	1000	Instruction	
Function	1225	Special Education Programs Pre-K	
Object	200	Employee Benefits	

69

Account	Description	M.T.D. Activity	Y.T.D. Activity	Open Encumb.	Current Budget	Budget Balance	% of Budget	State Account Number
200	Employee Benefits	316.69	2,248.22	0.00	4,350.00	2,101.78	51.68	
<u>1225</u>	<u>Special Education Programs Pre-K</u>	316.69	2,248.22	0.00	4,350.00	2,101.78	51.68	** Function
200	Employee Benefits	(62.77)	728.63	0.00	3,732.00	3,003.37	19.52	
<u>1250</u>	<u>Remedial and Supplemental Programs K-12</u>	(62.77)	728.63	0.00	3,732.00	3,003.37	19.52	** Function
200	Employee Benefits	42.08	313.55	0.00	650.00	336.45	48.24	
<u>1401</u>	<u>VOCACTIONAL AG</u>	42.08	313.55	0.00	650.00	336.45	48.24	** Function
200	Employee Benefits	32.82	240.61	0.00	700.00	459.39	34.37	
<u>1402</u>	<u>INDUSTRIAL ARTS</u>	32.82	240.61	0.00	700.00	459.39	34.37	** Function
200	Employee Benefits	62.12	311.28	0.00	750.00	438.72	41.50	
<u>1407</u>	<u>BUSINESS ED</u>	62.12	311.28	0.00	750.00	438.72	41.50	** Function
200	Employee Benefits	0.00	0.00	0.00	0.00	0.00	0.00	
<u>1415</u>	<u>IVCC TECH PREP</u>	0.00	0.00	0.00	0.00	0.00	0.00	** Function
200	Employee Benefits	19.42	98.87	0.00	275.00	176.13	35.95	
<u>1459</u>	<u>CO-OP PROGRAM</u>	19.42	98.87	0.00	275.00	176.13	35.95	** Function
200	Employee Benefits	333.42	2,176.13	0.00	6,950.00	4,773.87	31.31	
<u>1501</u>	<u>ATHLETICS</u>	333.42	2,176.13	0.00	6,950.00	4,773.87	31.31	** Function
200	Employee Benefits	0.00	0.00	0.00	0.00	0.00	0.00	
<u>1502</u>	<u>Music</u>	0.00	0.00	0.00	0.00	0.00	0.00	** Function
200	Employee Benefits	19.71	229.59	0.00	900.00	670.41	25.51	
<u>1540</u>	<u>EXTRA CURRICULAR</u>	19.71	229.59	0.00	900.00	670.41	25.51	** Function
200	Employee Benefits	0.00	320.47	0.00	350.00	29.53	91.56	
<u>1600</u>	<u>Summer School</u>	0.00	320.47	0.00	350.00	29.53	91.56	** Function
200	Employee Benefits	0.00	0.00	0.00	0.00	0.00	0.00	
<u>1650</u>	<u>Gifted Programs</u>	0.00	0.00	0.00	0.00	0.00	0.00	** Function
200	Employee Benefits	7.16	143.38	0.00	500.00	356.62	28.68	
<u>1700</u>	<u>Drivers Education Program</u>	7.16	143.38	0.00	500.00	356.62	28.68	** Function
200	Employee Benefits	0.00	0.00	0.00	0.00	0.00	0.00	
<u>1800</u>	<u>Bilingual Programs</u>	0.00	0.00	0.00	0.00	0.00	0.00	** Function
<u>1000</u>	<u>Instruction</u>	\$10,776.20	70,917.93	0.00	147,102.00	76,184.07	48.21	* Function
200	Employee Benefits	332.98	2,374.78	0.00	4,950.00	2,575.22	47.98	
<u>2110</u>	<u>Attendance/Soc Wrk Serv</u>	332.98	2,374.78	0.00	4,950.00	2,575.22	47.98	** Function
200	Employee Benefits	73.40	510.07	0.00	1,000.00	489.93	51.01	

# Expenditure Report

Printed: 2/6/2014 2:04 PM

PUTNAM COUNTY CUSD #535

Report as of: 1/31/2014

**I.M.R.F./Soc. Sec. Fund 50**

Function	2000	Support Services
Function	2120	Guidance Services
Object	200	Employee Benefits

Account	Description	M.T.D. Activity	Y.T.D. Activity	Open Encumb.	Current Budget	Budget Balance	% of Budget	State Account Number
<u>2120</u>	<u>Guidance Services</u>	73.40	510.07	0.00	1,000.00	489.93	51.01	** Function
200	Employee Benefits	503.66	3,781.67	0.00	7,400.00	3,618.33	51.10	
<u>2134</u>	<u>Nurse Services</u>	503.66	3,781.67	0.00	7,400.00	3,618.33	51.10	** Function
200	Employee Benefits	236.72	1,787.49	0.00	3,675.00	1,887.51	48.64	
<u>2140</u>	<u>Psychological Services</u>	236.72	1,787.49	0.00	3,675.00	1,887.51	48.64	** Function
200	Employee Benefits	0.00	0.00	0.00	0.00	0.00	0.00	
<u>2192</u>	<u>TITLE V CHART COUNTS</u>	0.00	0.00	0.00	0.00	0.00	0.00	** Function
200	Employee Benefits	0.00	0.00	0.00	0.00	0.00	0.00	
<u>2193</u>	<u>Title IV</u>	0.00	0.00	0.00	0.00	0.00	0.00	** Function
200	Employee Benefits	0.00	0.00	0.00	0.00	0.00	0.00	
<u>2196</u>	<u>Comp Arts</u>	0.00	0.00	0.00	0.00	0.00	0.00	** Function
200	Employee Benefits	9.29	409.82	0.00	2,050.00	1,640.18	19.99	
<u>2210</u>	<u>EPIC</u>	9.29	409.82	0.00	2,050.00	1,640.18	19.99	** Function
200	Employee Benefits	0.00	0.00	0.00	0.00	0.00	0.00	
<u>2212</u>	<u>CURRICULUM DIRECTOR</u>	0.00	0.00	0.00	0.00	0.00	0.00	** Function
200	Employee Benefits	0.00	0.00	0.00	0.00	0.00	0.00	
<u>2215</u>	<u>TITLE II CLASS REDUCTION</u>	0.00	0.00	0.00	0.00	0.00	0.00	** Function
200	Employee Benefits	0.00	0.00	0.00	0.00	0.00	0.00	
<u>2218</u>	<u>Quality Assurance</u>	0.00	0.00	0.00	0.00	0.00	0.00	** Function
200	Employee Benefits	0.00	0.00	0.00	0.00	0.00	0.00	
<u>2219</u>	<u>BLOCK GRANT</u>	0.00	0.00	0.00	0.00	0.00	0.00	** Function
200	Employee Benefits	1,234.80	8,959.07	0.00	15,800.00	6,840.93	56.70	
<u>2220</u>	<u>MEDIA PROGRAM</u>	1,234.80	8,959.07	0.00	15,800.00	6,840.93	56.70	** Function
200	Employee Benefits	0.00	0.00	0.00	0.00	0.00	0.00	
<u>2225</u>	<u>TECH THRUST</u>	0.00	0.00	0.00	0.00	0.00	0.00	** Function
200	Employee Benefits	52.16	286.02	0.00	700.00	413.98	40.86	
<u>2226</u>	<u>TECHNOLOGY</u>	52.16	286.02	0.00	700.00	413.98	40.86	** Function
200	Employee Benefits	0.00	0.00	0.00	0.00	0.00	0.00	
<u>2230</u>	<u>Assessment/Testing</u>	0.00	0.00	0.00	0.00	0.00	0.00	** Function
200	Employee Benefits	17.46	367.50	0.00	875.00	507.50	42.00	
<u>2310</u>	<u>Brd Ed Services</u>	17.46	367.50	0.00	875.00	507.50	42.00	** Function
200	Employee Benefits	116.32	830.79	0.00	1,600.00	769.21	51.92	

70

# Expenditure Report

Printed: 2/6/2014 2:04 PM

PUTNAM COUNTY CUSD #535

Report as of: 1/31/2014

**I.M.R.F./Soc. Sec. Fund 50**

Function	2000	Support Services
Function	2320	Executive Adm. Serv
Object	200	Employee Benefits

Account	Description	M.T.D. Activity	Y.T.D. Activity	Open Encumb.	Current Budget	Budget Balance	% of Budget	State Account Number
<u>2320</u>	<u>Executive Adm. Serv</u>	116.32	830.79	0.00	1,600.00	769.21	51.92	** Function
200	Employee Benefits	657.46	2,829.81	0.00	0.00	(2,829.81)	0.00	
<u>2365</u>	<u>Risk Management and Claims Services Payments</u>	657.46	2,829.81	0.00	0.00	(2,829.81)	0.00	** Function
200	Employee Benefits	1,808.38	12,939.54	0.00	25,300.00	12,360.46	51.14	
<u>2410</u>	<u>Office Of Principal Serv</u>	1,808.38	12,939.54	0.00	25,300.00	12,360.46	51.14	** Function
200	Employee Benefits	0.00	0.00	0.00	0.00	0.00	0.00	
<u>2510</u>	<u>Dirctn Business Suppt Ser</u>	0.00	0.00	0.00	0.00	0.00	0.00	** Function
200	Employee Benefits	1,390.71	9,679.43	0.00	16,900.00	7,220.57	57.27	
<u>2520</u>	<u>Fiscal Services</u>	1,390.71	9,679.43	0.00	16,900.00	7,220.57	57.27	** Function
200	Employee Benefits	4,753.69	35,907.36	0.00	64,100.00	28,192.64	56.02	
<u>2542</u>	<u>Care &amp; Upkeep Bldg Serv</u>	4,753.69	35,907.36	0.00	64,100.00	28,192.64	56.02	** Function
200	Employee Benefits	0.00	0.00	0.00	0.00	0.00	0.00	
<u>2543</u>	<u>Care Upkeep Grnds Serv</u>	0.00	0.00	0.00	0.00	0.00	0.00	** Function
200	Employee Benefits	231.18	1,449.69	0.00	3,600.00	2,150.31	40.27	
<u>2550</u>	<u>Pupil Transportation Ser</u>	231.18	1,449.69	0.00	3,600.00	2,150.31	40.27	** Function
200	Employee Benefits	2,170.40	15,366.05	0.00	30,775.00	15,408.95	49.93	
<u>2560</u>	<u>Food Services</u>	2,170.40	15,366.05	0.00	30,775.00	15,408.95	49.93	** Function
<u>2000</u>	<u>Support Services</u>	\$13,588.61	97,479.09	0.00	178,725.00	81,245.91	54.54	* Function
200	Employee Benefits	0.00	0.00	0.00	0.00	0.00	0.00	
<u>3696</u>	<u>Safe To Learn</u>	0.00	0.00	0.00	0.00	0.00	0.00	** Function
<u>3000</u>	<u>Community Services</u>	\$0.00	0.00	0.00	0.00	0.00	0.00	* Function
<u>50</u>	<u>I.M.R.F./Soc. Sec. Fund</u>	\$24,364.81	\$168,397.02	\$0.00	\$325,827.00	\$157,429.98	51.68	Fund

71

# Expenditure Report

Printed: 2/6/2014 2:04 PM

PUTNAM COUNTY CUSD #535

Report as of: 1/31/2014

Capital Projects Fund or Fund Group 60								
Function	2000	Support Services						
Function	2530	Function 2530						
Object	500	Capital Outlay						
Account	Description	M.T.D. Activity	Y.T.D. Activity	Open Encumb.	Current Budget	Budget Balance	% of Budget	State Account Number
500	Capital Outlay	0.00	0.00	0.00	0.00	0.00	0.00	
<u>2530</u>	<u>Function 2530</u>	0.00	0.00	0.00	0.00	0.00	0.00	** Function
<u>2000</u>	<u>Support Services</u>	\$0.00	0.00	0.00	0.00	0.00	0.00	* Function
600	Other Objects	0.00	0.00	0.00	0.00	0.00	0.00	
<u>8150</u>	<u>Prmnt Trnf From S&amp;C</u>	0.00	0.00	0.00	0.00	0.00	0.00	** Function
<u>8000</u>	<u>Other Financing Uses</u>	\$0.00	0.00	0.00	0.00	0.00	0.00	* Function
<u>60</u>	<u>Capital Projects Fund or Fund Group</u>	\$0.00	\$0.00	\$0.00	\$0.00	\$0.00	0.00	Fund

72

# Expenditure Report

Printed: 2/6/2014 2:04 PM

PUTNAM COUNTY CUSD #535

Report as of: 1/31/2014

Working Cash Fund 70								
Function	8000	Other Financing Uses						
Function	8110	Permnt Trns Wrk Csh Abol						
Object	600	Other Objects						
Account	Description	M.T.D. Activity	Y.T.D. Activity	Open Encumb.	Current Budget	Budget Balance	% of Budget	State Account Number
600	Other Objects	0.00	0.00	0.00	0.00	0.00	0.00	
<b>8110</b>	<b>Permnt Trns Wrk Csh Abol</b>	0.00	0.00	0.00	0.00	0.00	0.00	** Function
600	Other Objects	0.00	0.00	0.00	0.00	0.00	0.00	
<b>8111</b>	<b>Permnt Trns Wrk Csh</b>	0.00	0.00	0.00	0.00	0.00	0.00	** Function
600	Other Objects	0.00	0.00	0.00	0.00	0.00	0.00	
<b>8120</b>	<b>Prmnt Trmf Int From Wrkcs</b>	0.00	0.00	0.00	0.00	0.00	0.00	** Function
<b>8000</b>	<b>Other Financing Uses</b>	\$0.00	0.00	0.00	0.00	0.00	0.00	* Function
<b>70</b>	<b>Working Cash Fund</b>	\$0.00	\$0.00	\$0.00	\$0.00	\$0.00	0.00	Fund

73

# Expenditure Report

Printed: 2/6/2014 2:04 PM

PUTNAM COUNTY CUSD #535

Report as of: 1/31/2014

**Tort Immunity and Judgment Fund 80**

Function	1000	Instruction
Function	1110	Elementary
Object	100	Salaries

Account	Description	M.T.D. Activity	Y.T.D. Activity	Open Encumb.	Current Budget	Budget Balance	% of Budget	State Account Number
100	Salaries	0.00	986.47	0.00	0.00	(986.47)	0.00	
200	Employee Benefits	0.00	6.45	0.00	0.00	(6.45)	0.00	
<b>1110</b>	<b>Elementary</b>	0.00	992.92	0.00	0.00	(992.92)	0.00	** Function
100	Salaries	0.00	240.71	0.00	0.00	(240.71)	0.00	
200	Employee Benefits	0.00	20.92	0.00	0.00	(20.92)	0.00	
<b>1111</b>	<b>Primary</b>	0.00	261.63	0.00	0.00	(261.63)	0.00	** Function
100	Salaries	0.00	331.27	0.00	0.00	(331.27)	0.00	
200	Employee Benefits	0.00	11.66	0.00	0.00	(11.66)	0.00	
<b>1112</b>	<b>Junior High</b>	0.00	342.93	0.00	0.00	(342.93)	0.00	** Function
100	Salaries	0.00	402.03	0.00	0.00	(402.03)	0.00	
200	Employee Benefits	0.00	21.94	0.00	0.00	(21.94)	0.00	
<b>1113</b>	<b>High School</b>	0.00	423.97	0.00	0.00	(423.97)	0.00	** Function
100	Salaries	0.00	52.34	0.00	0.00	(52.34)	0.00	
200	Employee Benefits	0.00	5.67	0.00	0.00	(5.67)	0.00	
<b>1115</b>	<b>MUSIC</b>	0.00	58.01	0.00	0.00	(58.01)	0.00	** Function
100	Salaries	0.00	19.58	0.00	0.00	(19.58)	0.00	
<b>1210</b>	<b>Speech &amp; Lang. Impaired</b>	0.00	19.58	0.00	0.00	(19.58)	0.00	** Function
100	Salaries	0.00	145.58	0.00	0.00	(145.58)	0.00	
200	Employee Benefits	0.00	5.84	0.00	0.00	(5.84)	0.00	
<b>1220</b>	<b>Cross-Categorical (Cc)</b>	0.00	151.42	0.00	0.00	(151.42)	0.00	** Function
100	Salaries	0.00	15.63	0.00	0.00	(15.63)	0.00	
<b>1225</b>	<b>Special Education Programs Pre-K</b>	0.00	15.63	0.00	0.00	(15.63)	0.00	** Function
100	Salaries	0.00	1,113.37	0.00	0.00	(1,113.37)	0.00	
<b>1401</b>	<b>VOCACTIONAL AG</b>	0.00	1,113.37	0.00	0.00	(1,113.37)	0.00	** Function
100	Salaries	0.00	1,309.64	0.00	0.00	(1,309.64)	0.00	
<b>1402</b>	<b>INDUSTRIAL ARTS</b>	0.00	1,309.64	0.00	0.00	(1,309.64)	0.00	** Function
100	Salaries	0.00	23.80	0.00	0.00	(23.80)	0.00	
200	Employee Benefits	0.00	15.26	0.00	0.00	(15.26)	0.00	
<b>1407</b>	<b>BUSINESS ED</b>	0.00	39.06	0.00	0.00	(39.06)	0.00	** Function
100	Salaries	0.00	12.26	0.00	0.00	(12.26)	0.00	
<b>1459</b>	<b>CO-OP PROGRAM</b>	0.00	12.26	0.00	0.00	(12.26)	0.00	** Function
100	Salaries	0.00	1,817.34	0.00	0.00	(1,817.34)	0.00	

74

# Expenditure Report

Printed: 2/6/2014 2:04 PM

PUTNAM COUNTY CUSD #535

Report as of: 1/31/2014

Tort Immunity and Judgment Fund 80								
Function	1000	Instruction						
Function	1700	Drivers Education Program						
Object	100	Salaries						
Account	Description	M.T.D. Activity	Y.T.D. Activity	Open Encumb.	Current Budget	Budget Balance	% of Budget	State Account Number
<u>1700</u>	<u>Drivers Education Program</u>	0.00	1,817.34	0.00	0.00	(1,817.34)	0.00	** Function
<u>1000</u>	<u>Instruction</u>	\$0.00	6,557.76	0.00	0.00	(6,557.76)	0.00	* Function
100	Salaries	0.00	993.57	0.00	0.00	(993.57)	0.00	
<u>2134</u>	<u>Nurse Services</u>	0.00	993.57	0.00	0.00	(993.57)	0.00	** Function
100	Salaries	0.00	1,139.70	0.00	0.00	(1,139.70)	0.00	
<u>2320</u>	<u>Executive Adm. Serv</u>	0.00	1,139.70	0.00	0.00	(1,139.70)	0.00	** Function
200	Employee Benefits	0.00	29,291.89	0.00	35,000.00	5,708.11	83.69	
<u>2362</u>	<u>Workers Comp/Workers Occ Disease Acts Payments</u>	0.00	29,291.89	0.00	35,000.00	5,708.11	83.69	** Function
200	Employee Benefits	0.00	966.00	0.00	20,000.00	19,034.00	4.83	
<u>2363</u>	<u>Unemployment Insurance Act Payments</u>	0.00	966.00	0.00	20,000.00	19,034.00	4.83	** Function
300	Purchased Services	0.00	66,568.00	0.00	66,700.00	132.00	99.80	
<u>2364</u>	<u>Insurance Payments (regular or self-insurance)</u>	0.00	66,568.00	0.00	66,700.00	132.00	99.80	** Function
100	Salaries	13,152.11	59,169.62	0.00	169,096.00	109,926.38	34.99	
200	Employee Benefits	123.93	600.19	0.00	0.00	(600.19)	0.00	
<u>2365</u>	<u>Risk Management and Claims Services Payments</u>	13,276.04	59,769.81	0.00	169,096.00	109,326.19	35.35	** Function
300	Purchased Services	330.00	8,515.81	0.00	20,000.00	11,484.19	42.58	
<u>2369</u>	<u>Legal Services</u>	330.00	8,515.81	0.00	20,000.00	11,484.19	42.58	** Function
100	Salaries	0.00	0.00	0.00	0.00	0.00	0.00	
<u>2410</u>	<u>Office Of Principal Serv</u>	0.00	0.00	0.00	0.00	0.00	0.00	** Function
300	Purchased Services	1,360.00	7,894.62	0.00	10,000.00	2,105.38	78.95	
<u>2540</u>	<u>Function 2540</u>	1,360.00	7,894.62	0.00	10,000.00	2,105.38	78.95	** Function
100	Salaries	0.00	13,168.13	0.00	0.00	(13,168.13)	0.00	
<u>2542</u>	<u>Care &amp; Upkeep Bldg Serv</u>	0.00	13,168.13	0.00	0.00	(13,168.13)	0.00	** Function
100	Salaries	0.00	1,934.97	0.00	0.00	(1,934.97)	0.00	
<u>2560</u>	<u>Food Services</u>	0.00	1,934.97	0.00	0.00	(1,934.97)	0.00	** Function
<u>2000</u>	<u>Support Services</u>	\$14,966.04	190,242.50	0.00	320,796.00	130,553.50	59.30	* Function
<u>80</u>	<u>Tort Immunity and Judgment Fund</u>	\$14,966.04	\$196,800.26	\$0.00	\$320,796.00	\$123,995.74	61.35	Fund

75

# Expenditure Report

Printed: 2/6/2014 2:04 PM

PUTNAM COUNTY CUSD #535

Report as of: 1/31/2014

Fire Prevention/Life Safety 90								
Function	2000	Support Services						
Function	2548	L/S Capital Outlay						
Object	500	Capital Outlay						
Account	Description	M.T.D. Activity	Y.T.D. Activity	Open Encumb.	Current Budget	Budget Balance	% of Budget	State Account Number
500	Capital Outlay	0.00	0.00	0.00	0.00	0.00	0.00	
2548	L/S Capital Outlay	0.00	0.00	0.00	0.00	0.00	0.00	** Function
2000	Support Services	\$0.00	0.00	0.00	0.00	0.00	0.00	* Function
500	Capital Outlay	0.00	0.00	0.00	0.00	0.00	0.00	
4190	Other Pymnts Gov In State	0.00	0.00	0.00	0.00	0.00	0.00	** Function
4000	Nonprogrammed Charges	\$0.00	0.00	0.00	0.00	0.00	0.00	* Function
90	Fire Prevention/Life Safety	\$0.00	\$0.00	\$0.00	\$0.00	\$0.00	0.00	Fund
<b>Report Total:</b>		<b>\$752,251.86</b>	<b>\$5,490,371.36</b>	<b>\$16,485.49</b>	<b>10,379,677.33</b>	<b>4,872,820.48</b>	<b>53.05</b>	

76

# Fund Balance Report

Printed: 2/6/2014 1:58 PM

PUTNAM COUNTY CUSD #535

Fund	Description	Month to Date		Year to Date		YTD Change	Fund Balance	
		Expense	Income	Expense	Income		Start of Year	Current
10	Education Fund	586,400.47	610,766.59	4,182,743.26	5,600,208.19	1,417,464.93	3,746,931.17	5,164,396.10
20	Oper, Build, & Maint Fund	56,075.86	504.78	525,132.73	572,535.31	47,402.58	2,078,412.96	2,125,815.54
40	Transportation Fund	70,444.68	1,447.72	417,298.09	465,566.53	48,268.44	295,788.80	344,057.24
50	I.M.R.F./Soc. Sec. Fund	24,364.81	88,657.33	168,397.02	380,914.58	212,517.56	263,958.82	476,476.38
70	Working Cash Fund	0.00	204.92	0.00	60,686.73	60,686.73	2,002,260.53	2,062,947.26
80	Tort Immunity and Judgment Fund	14,966.04	21.98	196,800.26	243,198.49	46,398.23	78,542.93	124,941.16
90	Fire Prevention/Life Safety	0.00	148.15	0.00	57,678.66	57,678.66	324,456.67	382,135.33
		<u>\$752,251.86</u>	<u>\$701,751.47</u>	<u>\$5,490,371.36</u>	<u>\$7,380,788.49</u>	<u>\$1,890,417.13</u>	<u>\$8,790,351.88</u>	<u>\$10,680,769.01</u>

77

## **PCES Activity Fund January 2014**

Beginning Balance January 1, 2014	\$11711.41
Deposits January 2014	1071.60
Expenditures January 2014	596.32
Ending Balance January 31, 2014	\$12186.69

### **Deposits**

1/9/14 –Great American Opportunities (44.40) & Boxtops (820.20), Soda (140.50)	\$1005.10
1/22/14 – Soda	\$66.50

### **Expenditures**

1/14/14 - #1185 –Cosgrove Distributors – Popcorn for Movie at Xmas	\$71.87
1/22/14 - #1186 – Great American Opportunities	\$350.00
1/22/14 - #1187 – Pepsi	\$174.45

Total Expenditures	\$596.32
--------------------	----------

## **PCES Imprest Fund Report January 2014**

Beginning Balance January 01, 2014	\$992.59
Less January 2014 expenditures	
Balance January 31, 2014	\$1500.00
Request for reimbursement	
Attain Maximum Balance	\$1,500.00

### **Deposits**

1/9 – Reimbursement from November	\$7.17
1/22 – Reimbursement from December	\$500.24

### **Expenditures**

Total Expenditures

Request for reimbursement

General Ledger Report

Financial Report

January Report

<b>From Date:</b>	1/1/2014
<b>To Date:</b>	1/31/2014

<b>From Acct:</b>	100
<b>To Account:</b>	590

Acct.	Account Name	Beg. Bal.	Recpt/JV	Disb/JV	Transfer	End. Bal.	YTD	
							Payable	Work Bal.
000100	Office	\$6,205.06	\$773.25	(\$18.50)	\$0.00	\$6,959.81	\$0.00	\$6,959.81
000102	Office Adjustment	\$0.03	\$0.00	\$0.00	\$0.00	\$0.03	\$0.00	\$0.03
000105	Adult Education	\$37.48	\$0.00	\$0.00	\$0.00	\$37.48	\$0.00	\$37.48
000110	Condolence	\$2.64	\$0.00	\$0.00	\$0.00	\$2.64	\$0.00	\$2.64
000120	Baseball	\$288.56	\$0.00	\$0.00	\$0.00	\$288.56	\$0.00	\$288.56
000125	Girl's Softball	\$81.74	\$0.00	\$0.00	\$0.00	\$81.74	\$0.00	\$81.74
000130	PC Enterprises	\$1,274.91	\$0.00	\$0.00	\$0.00	\$1,274.91	\$0.00	\$1,274.91
000135	Golf	\$851.10	\$0.00	\$0.00	\$0.00	\$851.10	\$0.00	\$851.10
000137	Girls Golf	\$631.42	\$0.00	\$0.00	\$0.00	\$631.42	\$0.00	\$631.42
000140	Scholastic Bowl	\$213.63	\$0.00	\$0.00	\$0.00	\$213.63	\$0.00	\$213.63
000150	Interact Club	\$2,530.49	\$90.00	(\$104.00)	\$0.00	\$2,516.49	\$0.00	\$2,516.49
000155	Art	\$500.69	\$196.80	\$0.00	\$0.00	\$697.49	\$0.00	\$697.49
000200	Athletic	\$989.23	\$0.00	\$0.00	\$0.00	\$989.23	\$0.00	\$989.23
000210	Cable Club	\$1,514.67	\$0.00	\$0.00	\$0.00	\$1,514.67	\$0.00	\$1,514.67
000220	Track	\$1,593.22	\$0.00	\$0.00	\$0.00	\$1,593.22	\$0.00	\$1,593.22
000300	Journalism	\$3,295.10	\$0.00	(\$3,146.84)	\$0.00	\$148.26	\$0.00	\$148.26
000310	Oldies Club	\$106.17	\$0.00	\$0.00	\$0.00	\$106.17	\$0.00	\$106.17
000320	Girl's Basketball	\$804.83	\$20.00	(\$100.00)	\$0.00	\$724.83	\$0.00	\$724.83
000325	Boy's Basketball	\$1,778.47	\$135.00	(\$572.90)	\$0.00	\$1,340.57	\$0.00	\$1,340.57
000330	Student Council	\$3,724.33	\$688.00	\$0.00	\$0.00	\$4,412.33	\$0.00	\$4,412.33
000340	N.H.S.	\$1,137.98	\$0.00	\$0.00	\$0.00	\$1,137.98	\$0.00	\$1,137.98
000345	Scholarship	\$0.00	\$0.00	\$0.00	\$0.00	\$0.00	\$0.00	\$0.00
000350	Landscaping	\$200.99	\$2.46	\$0.00	\$0.00	\$203.45	\$0.00	\$203.45
000360	FFA	\$511.49	\$0.00	(\$25.00)	\$0.00	\$486.49	\$0.00	\$486.49
000365	Greenhouse Project	\$300.00	\$0.00	\$0.00	\$0.00	\$300.00	\$0.00	\$300.00
000370	Cheerleading	\$2,998.61	\$477.50	(\$1,237.50)	\$0.00	\$2,238.61	\$0.00	\$2,238.61
000380	Panteras	\$1,573.79	\$1,653.00	(\$250.00)	\$0.00	\$2,976.79	\$0.00	\$2,976.79
000390	Media Club	\$969.17	\$0.00	\$0.00	\$0.00	\$969.17	\$0.00	\$969.17
000395	Computer Club	\$333.40	\$0.00	\$0.00	\$0.00	\$333.40	\$0.00	\$333.40
000400	Tournament Athletics	\$2,050.46	\$3,855.00	(\$2,154.73)	\$0.00	\$3,750.73	\$0.00	\$3,750.73
000410	Thespians	\$1,623.58	\$0.00	\$0.00	\$0.00	\$1,623.58	\$0.00	\$1,623.58
000420	Science Club	\$39.70	\$0.00	\$0.00	\$0.00	\$39.70	\$0.00	\$39.70
000425	Wrestling	\$2,118.00	\$106.00	(\$1,946.00)	\$0.00	\$278.00	\$0.00	\$278.00
000430	Music (Band)	\$118.15	\$252.50	(\$225.00)	\$0.00	\$145.65	\$0.00	\$145.65
000440	Music (Chorus)	\$22.19	\$0.00	\$0.00	\$0.00	\$22.19	\$0.00	\$22.19

**Putnam County High School  
General Ledger Report  
Financial Report  
January Report**

<b>From Date:</b>	1/1/2014
<b>To Date:</b>	1/31/2014

<b>From Acct:</b>	100
<b>To Account:</b>	590

Acct.	Account Name	Beg. Bal.	Recpt/JV	Disb/JV	Transfer	End. Bal.	YTD Payable	Work Bal.
000500	Class of 2015	\$827.94	\$4,588.17	(\$162.18)	\$0.00	\$5,253.93	\$0.00	\$5,253.93
000510	Message Board	\$55.84	\$0.00	\$0.00	\$0.00	\$55.84	\$0.00	\$55.84
000520	Class of 2014	\$2,707.67	\$0.00	\$0.00	\$0.00	\$2,707.67	\$0.00	\$2,707.67
000530	Class of 2016	\$1,297.30	\$0.00	\$0.00	\$0.00	\$1,297.30	\$0.00	\$1,297.30
000540	Volleyball	\$2,830.06	\$0.00	\$0.00	\$0.00	\$2,830.06	\$0.00	\$2,830.06
000545	Class of 2017	\$1,515.76	\$455.00	(\$371.63)	\$0.00	\$1,599.13	\$0.00	\$1,599.13
000550	Class of 2009	\$445.18	\$0.00	\$0.00	\$0.00	\$445.18	\$0.00	\$445.18
000560	Class of 2010	(\$0.03)	\$0.00	\$0.00	\$0.00	(\$0.03)	\$0.00	(\$0.03)
000570	Class of 2012	\$990.43	\$0.00	\$0.00	\$0.00	\$990.43	\$0.00	\$990.43
000580	Class of 2011	\$1,987.60	\$0.00	\$0.00	\$0.00	\$1,987.60	\$0.00	\$1,987.60
000590	Class of 2013	\$2,617.19	\$0.00	(\$28.99)	\$0.00	\$2,588.20	\$0.00	\$2,588.20
<b>Group Total</b>		\$55,696.22	\$13,292.68	(\$10,343.27)	\$0.00	\$58,645.63	\$0.00	\$58,645.63
<b>Activity Accounts Grand Total</b>		\$55,696.22	\$13,292.68	(\$10,343.27)	\$0.00	\$58,645.63	\$0.00	\$58,645.63

I have reviewed the above ledger report and attached reports for the current month. I find them accurate and complete to the best of my knowledge.

Bookkeeper: \_\_\_\_\_ Date: \_\_/\_\_/\_\_  
Principal: \_\_\_\_\_ Date: \_\_/\_\_/\_\_

PUTNAM COUNTY HIGH SCHOOL  
Imprest Fund  
Bob Peterson, Principal

Balance December 31, 2013	\$2055.00
Replenishment Requested	\$2945.00
Maximum Balance	\$5000.00
January expenditures	\$2958.28
Balance January 31, 2014	\$2041.72
Replenishment Requested	\$2958.28
<b>Attain Maximum Balance</b>	<b>\$5000.00</b>

Purchase Power	Postage .....	10-2410-341-1	200.00
Jake Sale	Freshman Bookkeeper	10-1501-319-2	20.00
University of Ill.	WYSE .....	10-1501-410-2	228.00
Joel Gerdovich	Freshman Official .....	10-1501-319-2	50.00
Derek Neahrng	Freshman Official .....	10-1501-319-2	50.00
Teutopolis High School	GBB Official .....	10-1501-319-2	125.00
Eureka High School	Freshman Tournament	10-1501-640-2	160.00
John Deisback	GBB Official .....	10-1501-319-2	90.00
Dan Nelson	GBB Official .....	10-1501-319-2	90.00
Bill Andreoni	GBB Official .....	10-1501-319-2	90.00
Pat McClary	GBB Official .....	10-1501-319-2	90.00
Jon Rousculp	GBB Official .....	10-1501-3192	90.00
Barry Pepper	GBB Official .....	10-1501-319-2	90.00
Erie High School	Wrestling Tournament	10-1501-640-2	125.00
Derek Neahrng	Freshman Official .....	10-1501-319-2	50.00
Ron Leitertz	Freshman Official .....	10-1501-319-2	50.00
Gary Schroeder	JVBB Official .....	10-1501-319-2	55.00
Joe Stackowicz	JVBB Official .....	10-1501-319-2	55.00
Pat McClary	Varsity Official .....	10-1501-319-2	68.00
Jim Swearingen	Varsity Official .....	10-1501-319-2	68.00
Curtis Sherman	Varsity Official .....	10-1501-319-2	68.00
Newman High School	Wrestling Tournament	10-1501-640-2	175.00
Joel Gerdovich	JVBB Official .....	10-1501-319-2	55.00
Danny Nelson	JVBB Official .....	10-1501-319-2	55.00
Ed Derix	Varsity Official .....	10-1501-319-2	68.00
Pat McClary	Varsity Official .....	10-1501-319-2	68.00
Jon Rousculp	Varsity Official .....	10-1501-319-2	68.00
Prairie Central H.S.	Wrestling Tournament	10-1501-640-2	190.00
Purchase Power	Postage supplies .....	10-2410-341-1	36.28
Ottawa Township H.S.	IHSA Solo/Ensemble	10-1115-640-1	106.00
IASC	Student Council Fee...	?	75.00
Amboy High School	JV Wrestling .....	10-1501-640-2	150.00
	<b>.....TOTAL</b>		<b>\$2958.28</b>



SUPERINTENDENT IMPREST  
JAN 2014

BANK BALANCE	1402.74
REPLENISHMENT REQUEST	<u>597.26</u>
BANK BALANCE	2000.00

2913	10-2310-410-6	District Holiday Party	545.00
2914	10-2320-341-1	Postage	15.76
2915	10-2310-640-6	IL State Police fingerprinting	<u>36.50</u>

TOTAL	597.26
-------	--------

Putnam County Junior High School  
Imprest Fund  
January, 2014  
Account #010-146

Beginning Balance	\$ 1,330.00
Replenishment Request	<u>1,470.00</u>
Attain Maximum Balance	\$ 2,800.00
Less Expenditures	<u>\$ 2,511.96</u>
Balance	\$ 288.04
Replenishment Request	<u>\$ 2,511.96</u>
Attain Maximum Balance	\$ 2,800.00

<u>Check</u>	<u>Date</u>	<u>To Whom</u>	<u>Account #</u>	<u>Reason</u>	<u>Amount</u>
5287	01/09	ISPA		registration fee Gene Randolph	395.00
5288	01/13	Charles Thomas	10-1501-319-3	athletic official	60.00
5289	01/13	Kim Martin	10-1501-319-3	athletic official	60.00
5290	01/14	Dave Carter	10-1501-319-3	athletic official	60.00
5291	01/14	Charles Thomas	10-1501-319-3	athletic official	60.00
5292	01/21	IAHPERD		registration fee J. Carboni TITLE I	130.00
5293	01/24	Joe McGuire	10-1501-319-3	athletic official	40.00
5294	01/24	Amber Fox	10-1501-319-3	athletic official	40.00
5295	01/25	Rick Michael	10-1501-319-3	athletic official	80.00
5296	01/25	Pete Heiden	10-1501-319-3	athletic official	80.00
5297	01/29	IRC		registration fee A. Carboni TITLE I	240.00
5298	01/29	Tom Weir	10-1501-319-3	athletic official	40.00
5299	01/29	Pete Heiden	10-1501-319-3	athletic official	40.00
5300	01/29	Jeff McMullen	10-1501-319-3	athletic official	80.00
5301	01/29	John Defreitas	10-1501-319-3	athletic official	80.00
5302	01/29	IRC		Registration fee Ibarra, Kottke TITLE I	498.00
5303	01/30	Flanagan/Cornell	10-1501-640-3	athletic fee	28.70
5304	01/30	Oglesby Public Schools	10-1501-640-3	athletic fee	19.06
5305	01/30	Ed Derix	10-1501-319-3	athletic fee	40.00
5306	01/30	Jon Rousculp	10-1501-319-3	athletic official	40.00
5307	01/31	Marseilles Jr. High	10-1501-640-3	athletic fee	100.00
5308	01/31	IESA	10-1501-640-3	sectional gate	301.20

expenditures	2,511.96
Replenishment request	2,511.96

---

Carl Carlson, Principal

---

Sandra A. Troglio, Secretary

Putnam County Junior High School  
 PCJH Cheerleading  
 January, 2014  
 Account #138-258

Beginning Balance	\$	310.37
Transfers In		<u>00.00</u>
Subtotal		310.37
Less Expenditures		<u>00.00</u>
Balance		310.37

<u>Check#</u>	<u>Date</u>	<u>To Whom</u>	<u>Reason</u>	<u>Amount</u>
---------------	-------------	----------------	---------------	---------------

\_\_\_\_\_  
 Carl Carlson, Principal

\_\_\_\_\_  
 Sandra A. Troglia, Secretary

Putnam County Junior High School  
 PCJH Girls Athletic Fund  
 January, 2014  
 Account #010-707

Beginning Balance	\$ 8,693.25
Transfers In	<u>00.00</u>
Subtotal	8,693.25
Less Expenditures	<u>480.00</u>
Balance	8,213.25

<u>Check #</u>	<u>Date</u>	<u>To Whom</u>	<u>Reason</u>	<u>Amount</u>
581	01/25	Dave Carter	athletic official	\$ 120.00
582	01/25	Amber Fox	athletic official	120.00
583	01/25	Russ Naaktboren	athletic official	120.00
584	01/25	Ed Derix	athletic official	120.00

---

Carl Carlson, Principal

---

Sandra A. Troglia, Secretary

Putnam County Junior High School  
Puma Crew  
January, 2014  
Account #010-561

Beginning Balance	\$ 3,020.52
Transfers In	<u>00.00</u>
Subtotal	3,020.52
Less Expenditures	<u>982.92</u>
Balance	\$2,037.60

<u>To Whom</u>	<u>Reason</u>	<u>Amount</u>
Cosgrove	concession supplies	\$157.92
3 Screens	assembly	\$825.00

\_\_\_\_\_  
Carl Carlson, Principal

\_\_\_\_\_  
Sandra Troglia, Secretary

Putnam County Junior High School  
 PCJH Staff Soda  
 January, 2014  
 Account #010-650

Beginning Balance		\$ 1,698.40
Transfers In		<u>00.00</u>
Subtotal		1,698.40
Less Expenditures		<u>452.69</u>
Balance		1,245.71

<u>Check #</u>	<u>Date</u>	<u>To Whom</u>	<u>Reason</u>	<u>Amount</u>
1280	01/11	Clover Club	Christmas party	\$ 240.00
1281	01/13	North Central Bank	tax	7.65
1282	01/29	RO Pros	water	5.04
1283	01/30	March of Dimes	donation	200.00

\_\_\_\_\_  
 Carl Carlson, Principal

\_\_\_\_\_  
 Sandra A. Troglio, Secretary

Putnam County Junior High School  
 Student Council  
 January, 2014  
 Account #138-096

Beginning Balance	\$ 609.07
Transfers In	<u>756.00</u>
Subtotal	\$ 1365.07
Less Expenditures	<u>1056.76</u>
Balance	\$ 308.31

<u>Check #</u>	<u>Date</u>	<u>To Whom</u>	<u>Reason</u>	<u>Amount</u>
921	1/12	Walmart	soda/water concess.	\$45.19
922	1/15	Cosgrove Dist.	Candy/popcorn concess.	\$620.59
923	1/22	Walmart	water concess.	\$55.78
924	1/29	Pepsi	Gatorade concess.	\$335.20

*OUTSTANDING CHECKS as of 2-4-14*

904	5/29	Aasha Fund	Walk a Thon fundraiser	\$24.87
906	5/29	Alzheimers Found.	Walk a Thon fundraiser	\$24.87
908	5/29	Special Olympics	Walk a Thon fundraiser	\$24.87
911	5/29	Amer. Heart Assoc.	Walk a Thon fundraiser	\$24.87

---

Carl Carlson, Principal

---

Amy Carboni, Sponsor

Putnam County Junior High School  
 PCJH Activity Fund  
 January, 2014

<u>Account name &amp; #</u>	<u>Beginning Bal</u>	<u>Transfer In</u>	<u>Transfer Out</u>	<u>Ending Bal.</u>
PCJH Cheerleading 138-258	\$ 310.37	00.00	00.00	\$ 310.37
PCJH Girls Athletic 010-707	8,693.25	00.00	480.00	8,213.25
PCJH Puma Crew 010-561	3,020.52	00.00	982.90	2,037.60
Staff Soda 010-650	1,698.40	00.00	452.69	1,245.71
PCJH Student Council 138-096	609.07	756.00	1,056.76	308.31

\_\_\_\_\_  
 Carl Carlson, Principal

\_\_\_\_\_  
 Sandra A. Troglio, Secretary

**Putnam County Comm. Unit School Dist. #535**

<b>PAGE 1 OF 2</b>	<b>EDUCATION</b>	<b>O/M</b>	<b>TRANSPORT</b>	<b>IMRF</b>	<b>C/P</b>	<b>W/C</b>	<b>TORT</b>	<b>L/S</b>	<b>TOTALS</b>
<b>Cash/Invest. Begin Month</b>	\$5,140,029.98	\$2,181,386.62	\$413,054.20	\$412,183.86	\$0.00	\$2,062,742.34	\$139,885.22	\$381,987.18	\$10,731,269.40
<b>Receipts</b>	\$610,766.59	\$504.78	\$1,447.72	\$88,657.33	\$0.00	\$204.92	\$21.98	\$148.15	\$701,751.47
<b>Disbursements</b>	\$586,400.47	\$56,075.86	\$70,444.68	\$24,364.81	\$0.00	\$0.00	\$14,966.04	\$0.00	\$752,251.86
<b>Cash/Invest. End Month</b>	\$5,164,396.10	\$2,125,815.54	\$344,057.24	\$476,476.38	\$0.00	\$2,062,947.26	\$124,941.16	\$382,135.33	\$10,680,769.01
<b>CASH IN BANKS</b>									
<b>Granville National Bank</b>	\$0.00	\$21,044.49	\$0.00	\$0.00	\$0.00	\$0.00	\$0.00	\$0.00	\$21,044.49
<b>First State Bank</b>	\$5,182.63	\$79,043.70	(\$5,395.72)	\$100,059.71	\$0.00	(\$17,097.86)	\$12,384.25	(\$119,648.63)	\$54,528.08
<b>North Central Bank</b>	\$0.00	\$46,340.67	\$0.00	\$0.00	\$0.00	\$0.00	\$0.00	\$0.00	\$46,340.67
<b>Total Cash in Banks</b>	\$5,182.63	\$146,428.86	(\$5,395.72)	\$100,059.71	\$0.00	(\$17,097.86)	\$12,384.25	(\$119,648.63)	\$121,913.24
<b>MONEY MARKET ACCTS.</b>									
<b>Granville National Bank</b>	\$238,588.20	\$60,241.17	\$15,745.52	\$0.00	\$0.00	\$0.00	\$0.00	\$0.00	\$314,574.89
<b>Rate 0.15%</b>									
<b>First State Bank</b>	\$479,630.06	\$182,359.61	\$147,136.70	\$91,734.41	\$0.00	\$113,615.59	\$25,756.76	\$293,539.81	\$1,333,772.94
<b>Rate 0.30%</b>									
<b>North Central Bank</b>	\$4,184,008.43	\$1,733,180.53	\$186,570.74	\$284,682.26	\$0.00	\$712,749.53	\$86,800.15	\$208,244.15	\$7,396,235.79
<b>Rate 0.30%</b>									
<b>Eureka Savings</b>	\$251,455.54								\$251,455.54
<b>Rate 0.45%</b>									
<b>Peru Federal Savings</b>									\$0.00
<b>Rate 0.00%</b>									
<b>USBank</b>	\$1,224.68								\$1,224.68
<b>Total Money Market Accts.</b>	\$5,154,906.91	\$1,975,781.31	\$349,452.96	\$376,416.67	\$0.00	\$826,365.12	\$112,556.91	\$501,783.96	\$9,297,263.84

**Putnam County Comm. Unit School Dist. #535**

PAGE 2 OF 2	EDUCATION	O/M	TRANSPORT	IMRF	C/P	W/C	TORT	L/S	TOTALS
<b>C/D INVESTMENTS</b>									
<b>Granville National Bank</b>									
									\$0.00
									\$0.00
									\$0.00
									\$0.00
									\$0.00
<b>First State Bank</b>									
<b>29164 05/13/14 0.48%</b>						\$712,668.19			\$712,668.19
<b>30451 11/17/14 0.70%</b>						\$206,985.24			\$206,985.24
<b>31083 02/27/14 0.45%</b>						\$334,026.57			\$334,026.57
									\$0.00
									\$0.00
<b>North Central Bank</b>									
									\$0.00
									\$0.00
									\$0.00
									\$0.00
									\$0.00
<b>Auditor Adjustments</b>									
<b>Tree Fund</b>		\$3,594.64							\$3,594.64
<b>Assets</b>	\$12,800.00								\$12,800.00
<b>Adjustments</b>	(\$299.32)	\$10.73							(\$288.59)
<b>Liabilities</b>	(\$8,194.12)								(\$8,194.12)
<b>TOTAL CASH &amp; INVESTMEN</b>	\$5,164,396.10	\$2,125,815.54	\$344,057.24	\$476,476.38	\$0.00	\$2,062,947.26	\$124,941.16	\$382,135.33	\$10,680,769.01

CERTIFIED CORRECT

*Alvin F. Rolando*

01/31/14

**2nd Grade****Curr. Base Measurement****M-Concepts & Application**

	Fall	Winter	Spring		Fall	Winter	Spring
Tier 3:	6%	6%	6%	Tier 3:	2%	9%	9%
Tier 2:	30%	32%	32%	Tier 2:	29%	17%	37%
Tier 1:	64%	62%	62%	Tier 1:	69%	74%	54%

**Math-Computation**

	Fall	Winter	Spring
Tier 3:	22%	14%	12%
Tier 2:	25%	38%	9%
Tier 1:	53%	48%	78%

**1st Grade****CurrBaseMeas-Fluency****Math-Computation**

	Fall	Winter	Spring		Fall	Winter	Spring
Tier 3:	5%	2%	2%	Tier 3:	16%	14%	6%
Tier 2:	35%	9%	15%	Tier 2:	17%	45%	19%
Tier 1:	60%	89%	83%	Tier 1:	67%	41%	75%

**Kindergarten****Letter/Name/Fluen.****Phon. Segmentation**

	Fall	Winter	Spring		Winter	Spring
Tier 3:	12%	5%	5%	Tier 3:	2%	9%
Tier 2:	26%	12%	15%	Tier 2:	2%	25%
Tier 1:	62%	83%	80%	Tier 1:	96%	66%

**Letter/Sound/Fluency****Nonsense Word Fluen.**

	Winter	Spring		Winter	Spring
Tier 3:	0%	7%	Tier 3:	1%	0%
Tier 2:	3%	12%	Tier 2:	12%	7%
Tier 1:	97%	81%	Tier 1:	87%	93%

**Missing Numbers****Num. Identification**

	Fall	Winter	Spring	Fall 2012	Fall	Winter	Spring
Tier 3:	16%	3%	2%	Tier 3:	12%	7%	12%
Tier 2:	5%	15%	8%	Tier 2:	18%	18%	14%
Tier 1:	79%	82%	90%	Tier 1:	70%	75%	75%

**Qty. Discrimination****Oral Counting**

	Fall	Winter	Spring		Fall	Winter	Spring
Tier 3:	10%	3%	2%	Tier 3:	14%	8%	3%
Tier 2:	8%	10%	19%	Tier 2:	23%	23%	9%
Tier 1:	82%	87%	80%	Tier 1:	63%	69%	88%

**Footnote:**

Suggested breakdown percentage of students per grade/tier	Tier 3: 5%	Tier 2: 15%	Tier 1: 80%	*Numbers reflect 100% of the student population regardless of specialized placement.
---	------------	-------------	-------------	--

**2nd Grade**

2013-14

**Curr. Base Measurement**

	Fall	Winter	Spring
Tier 3:	5%	7%	
Tier 2 :	23%	24%	
Tier 1:	72%	69%	

**Math-Computation**

	Fall	Winter	Spring
Tier 3:	7%	2%	
Tier 2:	18%	5%	
Tier 1:	75%	93%	

**Math-Concepts & Application**

	Fall	Winter	Spring
Tier 3:	14%	5%	
Tier 2:	18%	22%	
Tier 1:	68%	73%	

**1st Grade****CurrBaseMeas-Fluency**

	Fall	Winter	Spring
Tier 3:	0%	5%	
Tier 2:	0%	21%	
Tier 1:	100%	74%	

**Math-Computation**

	Fall	Winter	Spring
Tier 3:	8%	5%	
Tier 2:	9%	15%	
Tier 1:	83%	80%	

**Kindergarten****Letter/Name/Fluen.**

	Fall	Winter	Spring
Tier 3:	16%	6%	
Tier 2:	21%	24%	
Tier 1:	63%	70%	

**Phon. Segmentation**

	Winter	Spring
Tier 3:	4%	
Tier 2:	9%	
Tier 1:	87%	

**Letter/Sound/Fluency**

	Winter	Spring
Tier 3:	2%	
Tier 2:	21%	
Tier 1:	77%	

**Nonsense Word Fluency**

	Winter	Spring
Tier 3:	6%	
Tier 2:	7%	
Tier 1:	87%	

**Missing Numbers**

	Fall	Winter	Spring
Tier 3:	12%	4%	
Tier 2:	10%	6%	
Tier 1:	78%	90%	

**Num. Identification**

	Fall 2012	Fall	Winter	Spring
Tier 3:	14%	6%		
Tier 2:	33%	21%		
Tier 1:	53%	73%		

**Qty. Discrimination**

	Fall	Winter	Spring
Tier 3:	4%	6%	
Tier 2:	12%	15%	

**Oral Counting**

	Fall	Winter	Spring
Tier 3:	6%	12%	
Tier 2:	31%	19%	

Tier 1:	84%	79%		Tier 1:	63%	69%	
---------	-----	-----	--	---------	-----	-----	--

**Footnote:**

Suggested breakdown percentage of student per grade/tier	Tier 3: 5% Tier 2: 15% Tier 1: 80%	*Numbers reflect 100% of the student population regardless of specialized placement.
--	--	--

## ***February Principal's Report From the Desk of Mrs. Cross***

---

- **Biggest Loser's Challenge:** Well, this has been fun so far! We have three teams at PCPS and I have to say the sharing of healthy food options and fun that has come from this activity has been good for individuals looking to adopt a healthier lifestyle during this dreadful winter. In the first week of the "game" staff members at PCPS lost over 13 pounds. We are looking forward to our next weigh-in.  
This fun competition along with pedometers and a goal setting and prizes for another game were all optional. Through our We Choose Health survey, Kyle Anderson and Katie Main we have set these three games or activities in motion to demonstrate to the staff that we do care about their health. I look forward to keeping you posted on our successes!
- **AIMSweb Report:** Attached you will find our AIMSweb report for the Primary School. This format includes the Fall and Winter benchmarking for K-2<sup>nd</sup> grade. As we implement the Common Core standards we will monitor student development through this assessment, but will do so with caution as the AIMSweb instrument is currently not aligned to the Common Core standards. We are currently researching this through an assessment committee established by the EPIC council. More to come...
- **Book Study:** PCPS and PCES have embarked on a books study for the Common Core. So far we have had 2 meetings with approximately 20-30 in attendance including Mr. Olson and myself. This is another EPIC approved activity where the teachers will conduct the conversations and work after school hours for approximately an hour. We hope to gain a better understanding of the Common Core ELA standards, share ideas for meeting the various components and foster vertical alignment between grade levels and the two buildings.
- **Rick Wormeli Scholarship Awarded PC:** On Tuesday, February 11, 2014 PCPS was awarded a \$639 scholarship from the Regional Office of Education in order to attend a national speaker's presentation in East Peoria. Rick Wormeli will be presenting on Common Core lesson plans, something we have been talking about for over a year, as well as a point of discussion in our Rising Star meetings.
- **RtI Leadership Team:** The PCPS RtI leadership team will be meeting again this next week. We have several points to meet on from criteria to move students between tiers to interventions that are used. We will use a half of a day to plan and work as a team on 5 identified areas of need. We hope to have our RtI manual finalized at this time, however, we do know that is a big order. The team will plan to meet at least one more half day this year. This has been one of the most productive groups in the sense of having in depth conversation, debate on practices and procedures, and an operations manual in the end to help guide us in the future.
- **100 Can Challenge:** Wow, am I so proud of our staff and students! This year we collected 656 food pantry items for our winter civic project. Their challenge was to collect 100 cans per grade level and with for grade levels in the building you know that we surpassed our goal by 256 items. In true PC fashion students really pitched in to help those that are less fortunate. On the 100<sup>th</sup> day was a bigger celebration than just being the 100<sup>th</sup> day of school, it was a celebration of their determination to help others.

Putnam County Elementary School  
326 South 5<sup>th</sup> Street, PO Box 229, Hennepin, IL 61327  
Phone: 815.882.2800 #2 Fax: 815.925.7435  
Michael Olson, Principal  
olsonm@putnam.k12.il.us



**Putnam County Principal Board Report  
February 18, 2013**

**It's Olympic Time and we are busy doing activities that tie the games to our learning!!!-Math, Geography, Reading PE,& Art!!!!!!**

**Student Recognition- We had many great opportunities for our students to show their character and participate in a variety of activities that allow them to have an all around excellent education here in PC Schools!!**

- **Wrestling**
  - 8- 4<sup>th</sup> & 5<sup>th</sup> Graders Participated in the PC Wrestling Club coached by Coach Kriewald. What a great thing to offer for students to participate in.
- **Spelling Bee-** On February 4<sup>th</sup> we had 2 representatives at the Marshall-Putnam ROE Spelling Bee who won our school Spelling Bee.
  - **Ian Woitynek**
  - **Matthew Burr**
- **IPA Award-** We selected 2- 5<sup>th</sup> Grade students to represent PCES at the IPA Student Recognition Breakfast on February 20<sup>th</sup>. They were chosen based on their academic success, leadership, and character.
  - **Nick Mattern**
  - **Madison Longbein**
- **“Towel Boys & Girls”** During the Tri-County Basketball Tournament at PCHS we had several 3<sup>rd</sup>, 4<sup>th</sup>, & 5<sup>th</sup> Grade Boys and Girls serve as towel boys and girls a for the officials at each game. Many of the officials commented on how well behaved and respectful the students were!!
- **Book Club-**We hold our PCES Blue Stem Family Book Club one night a month and discuss books and reading as a family and community. Mrs. Boudreau is instrumental in the success of this new club.
- **Rebecca Caudill-** Mrs. Davis held the Rebecca Caudill Party for the 40 students who read the Rebecca Caudill Books and selected the list for our school to read.
- **Rotary Readers-**Last week we had Brenda Bickerman, Rotary President, came and read to our 3<sup>rd</sup> Graders.
- **After School Homework Help**
  - We continue to have 15-22 5<sup>th</sup> Graders stay after school on Mondays & Wednesdays for homework help.
- **Extra Study Hall**
  - I have also started an extra studyhall during lunch/recess for students who need extra help/time/motivation with their homework.
- **2 New Students**
  - **A new 5<sup>th</sup> Grader and a new 3<sup>rd</sup> Grader from 2 different families**

## **Professional Development**

- **Music Conference**
  - Carol Eckwall attended the Illinois Music Educators Conference last Thursday & Friday. This was a way to bring back the newest ideas to sustain a music education program and link to the Common Core.
- **Administrator Academy**
  - On Thursday Feb. 6<sup>th</sup> I attended my Administrator Academy for this year and have fulfilled my requirement. The good news is the topic was on using student data to make improvements in your curriculum. The topics discussed will help our school as we continue to the process to look at a different data points and examine our strengths and weaknesses in terms of curriculum and instruction and help plan for improvements. This will help me to focus our efforts of improvements on raising student achievement.
- **Feb. 2:00 Dismissal-Domain 3-**
  - PCPS and PCES presented the Domain 3 as part for our Professional Development time and it was the last presentation introducing the 4 Domains for the new evaluation tool. The next step is to collect information from the district staff and see where their needs are on the topic for future Professional Development so that when the new tool is developed and implemented, all staff is comfortable with it and we can focus on teacher improvement.
- **Common Core Book Club-**
  - On Wednesday after our Professional Development PCPS and PCES will continue our Book Study on the Common Core lesson Planning. This is an excellent way to foster a better understanding of the Common Core Standards in Language Arts and collaborate with the K-5 teachers.
- **Common Core Planning Time-**
  - Our staff continues to meet during the EPIC time offered and meet as a grade level to discuss. Plan, and assess the curriculum and alignment to the Common Core Standards. In so many ways PC is ahead of the curve in many areas and our curriculum development is one key area. This is due in part to the dedication of the staff and the support of the Board and Administration is providing the time to complete these tasks.

## **ISAT Prep**

- As we get closer to March, we are in the process of preparing for the ISAT Exams. This is done mainly through solid lesson planning and implementation in order to ensure we are providing the necessary skills for our students to be successful in terms of critical thinking, learning, and applying their knowledge. The ISAT Exams are just one way to assess this progress.

## **Evaluations**

- I have completed all my formal observations and evaluations of the tenured staff were schedule to be evaluated this school year. I am in the process of completing the 2<sup>nd</sup> formal observation and evaluation of the non-tenured teachers and

complete the Summative Evaluation. I will have those completed by the end of February. The focus has always remained to have open, honest, respectful conversation to focus on improving teaching, instruction and student achievement.

**Parent-Teacher Conferences**

- We have our schedule complete for the Parent-Teacher Conferences for Thursday and Friday, Feb 13<sup>th</sup> & 14<sup>th</sup>. The focus of this conference is the students who have academic concerns by their parents, teachers, or both. We have scheduled them to ensure there is ample time to thoroughly discuss the progress of the students and together prepare a plan for the success of the rest the year and prepare them for the next grade level.

**Summer School Summer 2014**

- Schedule, Curriculum, Staff- More later as I am beginning the process to plan this program that yields great results for the students who attend.

**Planning For 2014-2015 School Year**

- **Curriculum**-I am examining all the data I can collect up to this point and am analyzing our success, achievement, and growth to see where we can improve in our curriculum to help student achievement.
- **Instruction**
  - I am also looking at our instructional methods to see where we can improve in our delivery, technology integration, and teaching to ensure student achievement.
- **Scheduling**
  - I am doing a time on task study for our school, grade level, and teacher to see if there are any areas that we can improve the schedule.
- **5<sup>th</sup> Grade Self-Contained vs. “Departmentalized”**
  - One area that I am looking at examining our 5<sup>th</sup> Grade Math Curriculum and exploring the possibilities of having Math taught by one 5<sup>th</sup> Grade Teachers and having the students rotate through a schedule. I am looking how the new Math Common Core Standards might impact our teaching of Math.

**Student Achievement**

- **AIMSWEB Winter Benchmarking**- We conducted our Winter Benchmarking January 21<sup>st</sup> -24<sup>th</sup>. We made some very good improvements and have some areas for growth. I have included the scores for each grade level and subject area and charts illustrating our growth compared to the national target for our Special Ed. Students and our reg. Ed. Students.

**5th Grade**

<b>CBM-Fluency</b>	<b>Maze</b>	<b>M-Cap</b>	<b>M-Comp</b>
Fall 2013	Fall 2013	Fall 2013	Fall 2013
Tier 3: 7%	Tier 3: 11%	Tier 3: 19%	Tier 3: 11%
Tier 2: 27%	Tier 2: 26%	Tier 2: 22%	Tier 2: 13%
Tier 1: 66%	Tier 1: 63%	Tier 1: 59%	Tier 1: 76%

<b>CBM-Fluency</b>	<b>Maze</b>	<b>M-Cap</b>	<b>M-Comp</b>
Winter 2014	Winter 2014	Winter 2014	Winter 2014
Tier 3: 7%	Tier 3: 9%	Tier 3: 15%	Tier 3: 10%
Tier 2: 24%	Tier 2: 26%	Tier 2: 19%	Tier 2: 13%
Tier 1: 69%	Tier 1: 65%	Tier 1: 54%	Tier 1: 71%

### **4th Grade**

<b>CBM-Fluency</b>	<b>Maze</b>	<b>M-Cap</b>	<b>M-Comp</b>
Fall 2013	Fall 2013	Fall 2013	Fall 2013
Tier 3: 6%	Tier 3: 6%	Tier 3: 10%	Tier 3: 4%
Tier 2: 17%	Tier 2: 23%	Tier 2: 51%	Tier 2: 17%
Tier 1: 77%	Tier 1: 71%	Tier 1: 39%	Tier 1: 79%

<b>CBM-Fluency</b>	<b>Maze</b>	<b>M-Cap</b>	<b>M-Comp</b>
Winter 2014	Winter 2014	Winter 2014	Winter 2014
Tier 3: 7%	Tier 3: 0%	Tier 3: 5%	Tier 3: 4%
Tier 2: 17%	Tier 2: 19%	Tier 2: 24%	Tier 2: 7%
Tier 1: 76%	Tier 1: 81%	Tier 1: 70%	Tier 1: 89%

### **3rd Grade**

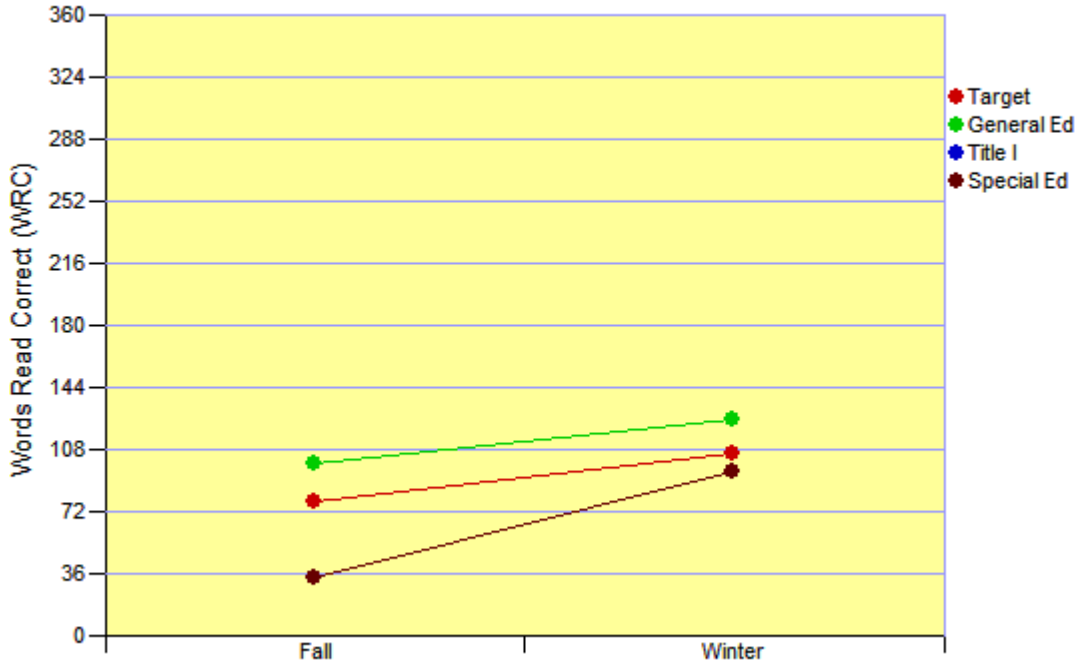
<b>CBM-Fluency</b>	<b>Maze</b>	<b>M-Cap</b>	<b>M-Comp</b>
Fall 2013	Fall 2013	Fall 2013	Fall 2013
Tier 3: 7%	Tier 3: 13%	Tier 3: 21%	Tier 3: 16%
Tier 2: 18%	Tier 2: 39%	Tier 2: 23%	Tier 2: 15%
Tier 1: 75%	Tier 1: 48%	Tier 1: 56%	Tier 1: 69%

<b>CBM-Fluency</b>	<b>Maze</b>	<b>M-Cap</b>	<b>M-Comp</b>
Winter 2014	Winter 2014	Winter 2014	Winter 2014
Tier 3: 7%	Tier 3: 22%	Tier 3: 32%	Tier 3: 5%
Tier 2: 18%	Tier 2: 37%	Tier 2: 28%	Tier 2: 19%
Tier 1: 75%	Tier 1: 41%	Tier 1: 40%	Tier 1: 75%

### **Footnote:**

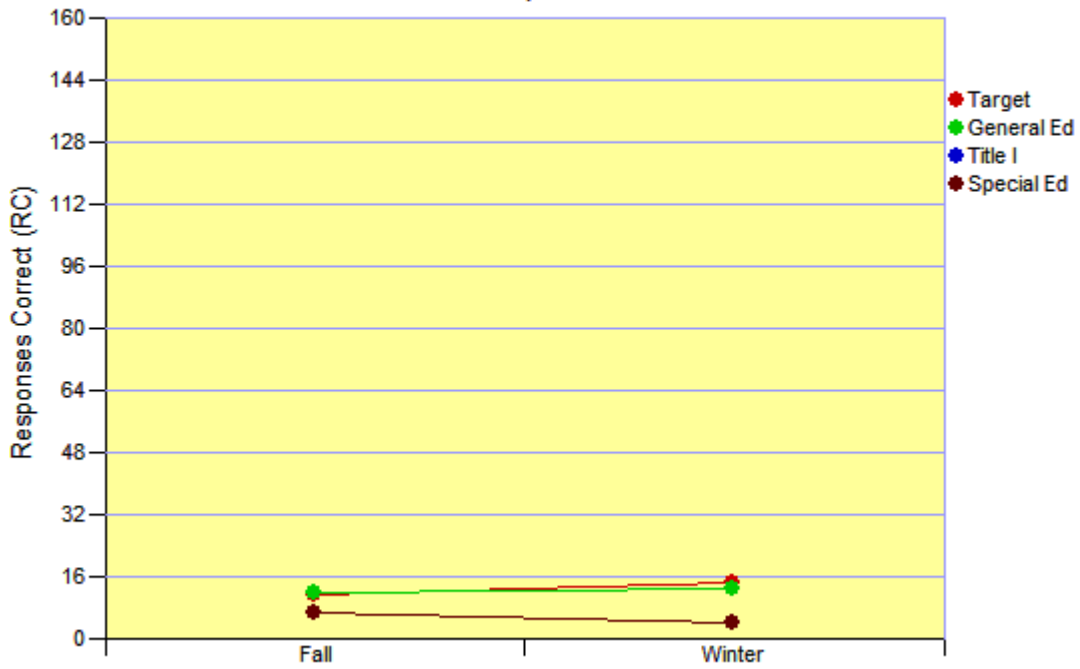
Suggested Breakdown	Tier 3: 5%
Percentage of Students	Tier 2: 15%
Per Grade/Tier	Tier 3: 80%

Putnam County CUSD #535  
 Grade 3 : 2013-2014 School Year  
 Reading - Curriculum Based Measurement



Benchmark Period  
 Putnam County CUSD #535  
 Grade 3 : 2013-2014 School Year  
 MAZE - Comprehension

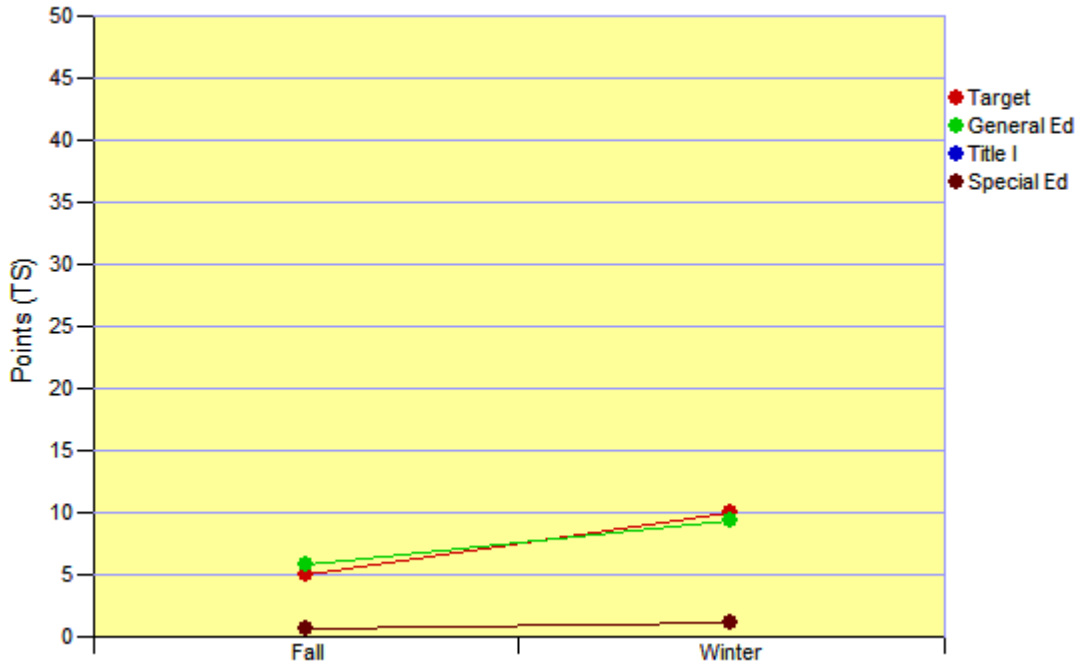
Copyright © 2014 by NCS Pearson, Inc.



Benchmark Period

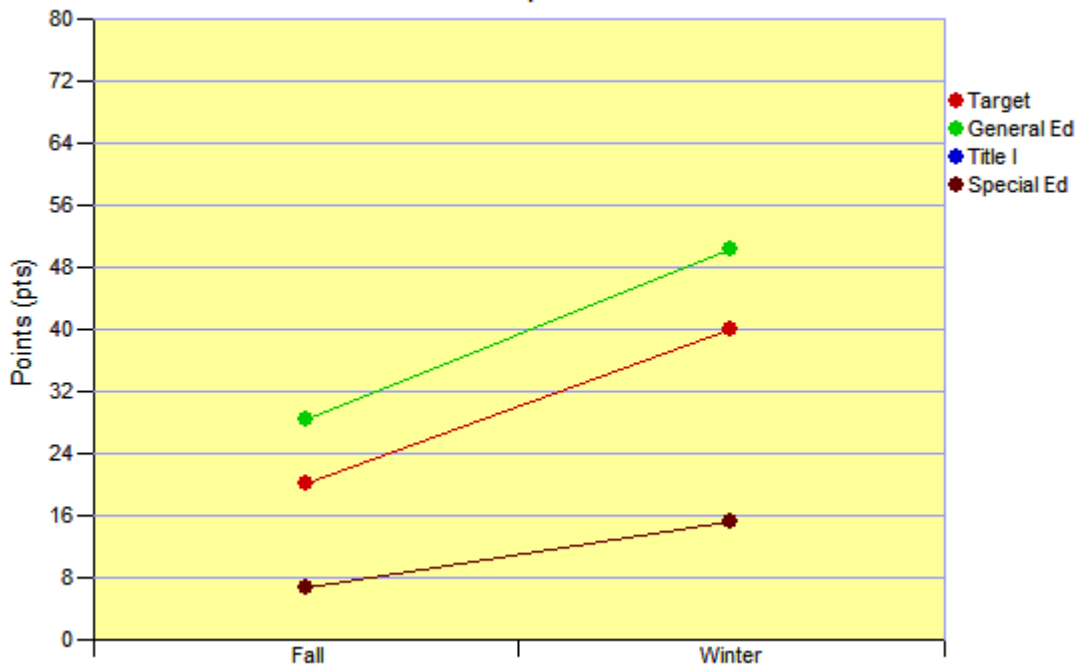
Copyright © 2014 by NCS Pearson, Inc.

Putnam County CUSD #535  
 Grade 3 : 2013-2014 School Year  
 Mathematics Concepts and Applications



Benchmark Period  
 Putnam County CUSD #535  
 Grade 3 : 2013-2014 School Year  
 Math Computation

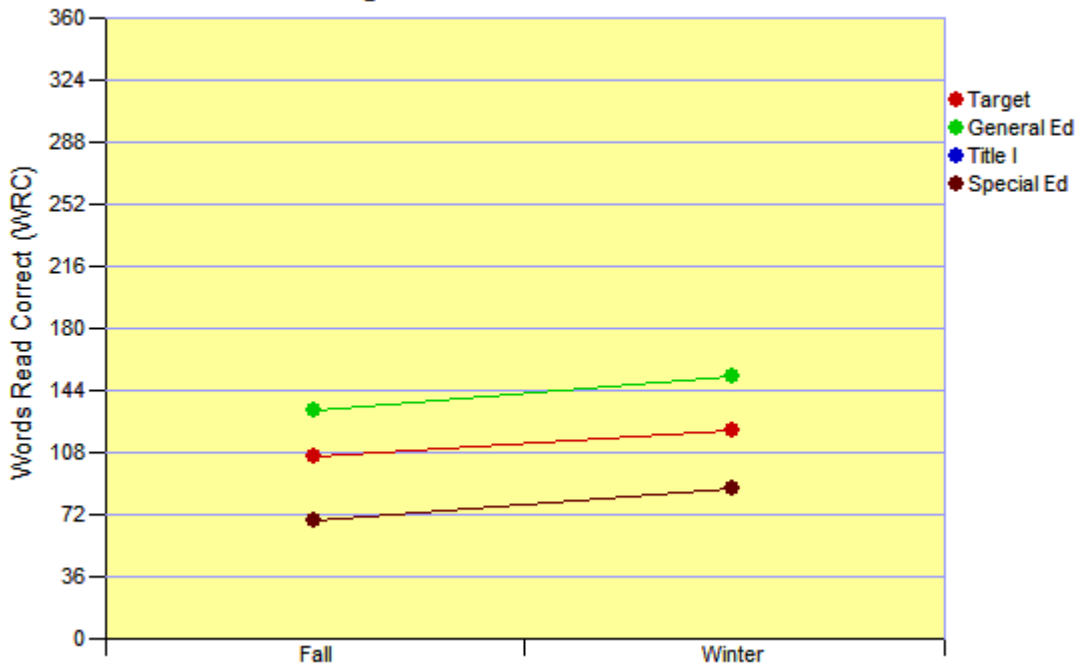
Copyright © 2014 by NCS Pearson, Inc.



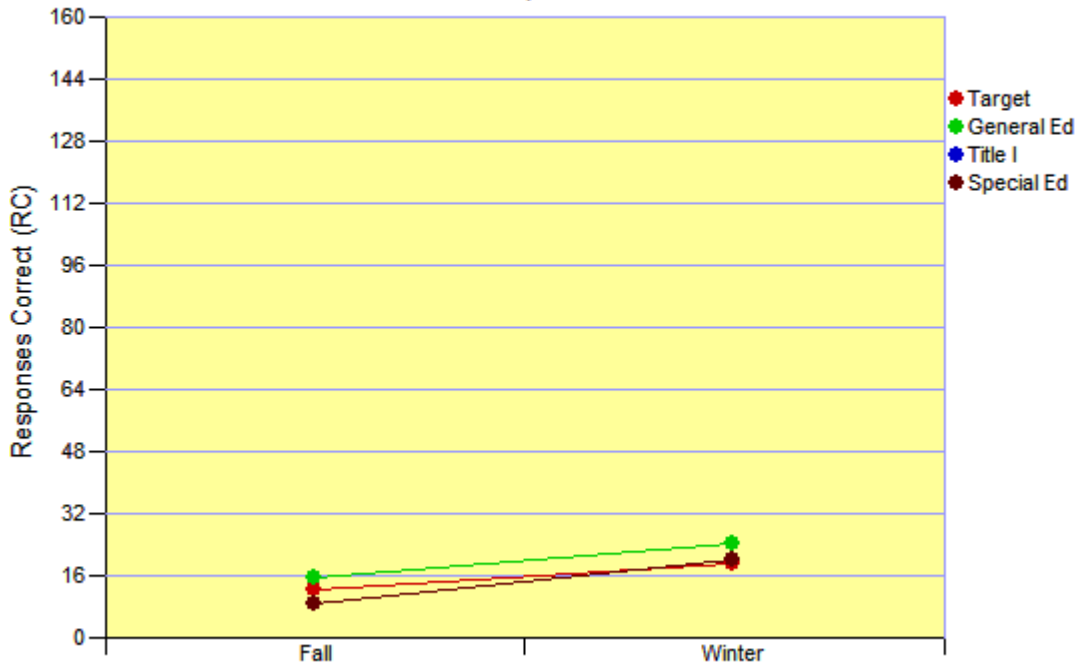
Benchmark Period

Copyright © 2014 by NCS Pearson, Inc.

Putnam County CUSD #535 - Putnam County Elementary  
 Grade 4 : 2013-2014 School Year  
 Reading - Curriculum Based Measurement

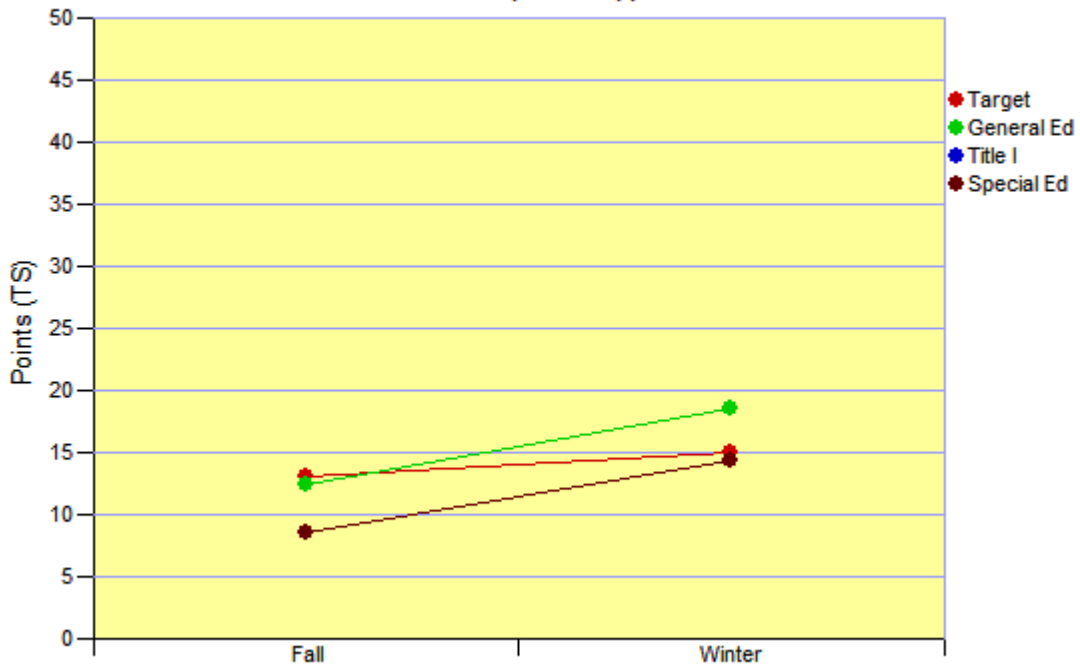


Benchmark Period Copyright © 2014 by NCS Pearson, Inc.  
 Putnam County CUSD #535 - Putnam County Elementary  
 Grade 4 : 2013-2014 School Year  
 MAZE - Comprehension

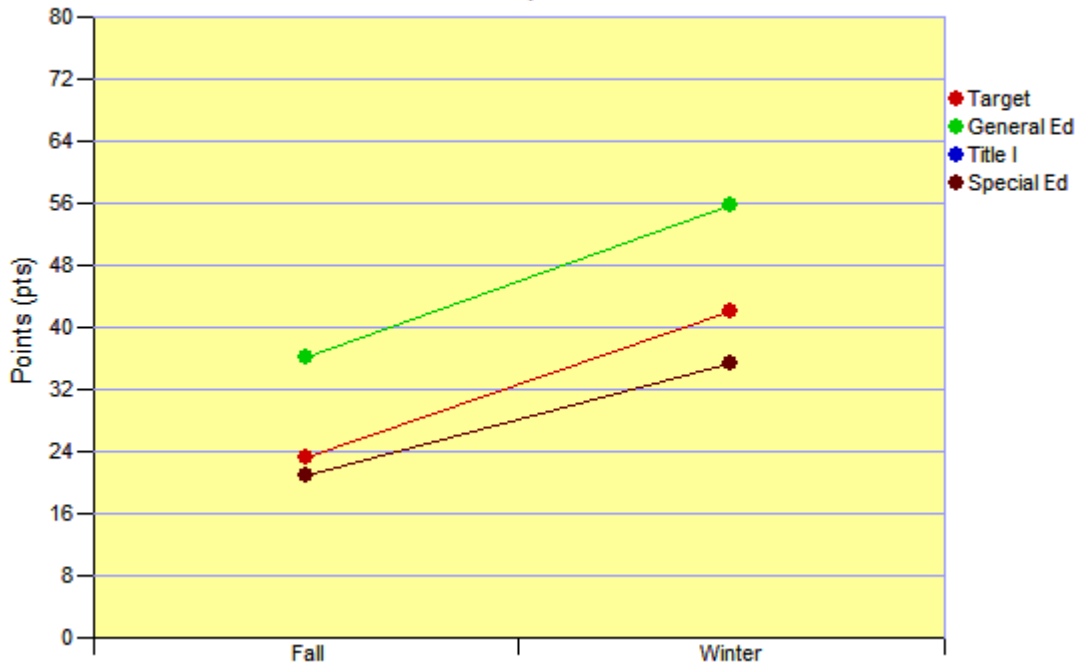


Benchmark Period Copyright © 2014 by NCS Pearson, Inc.

Putnam County CUSD #535 - Putnam County Elementary  
 Grade 4 : 2013-2014 School Year  
 Mathematics Concepts and Applications

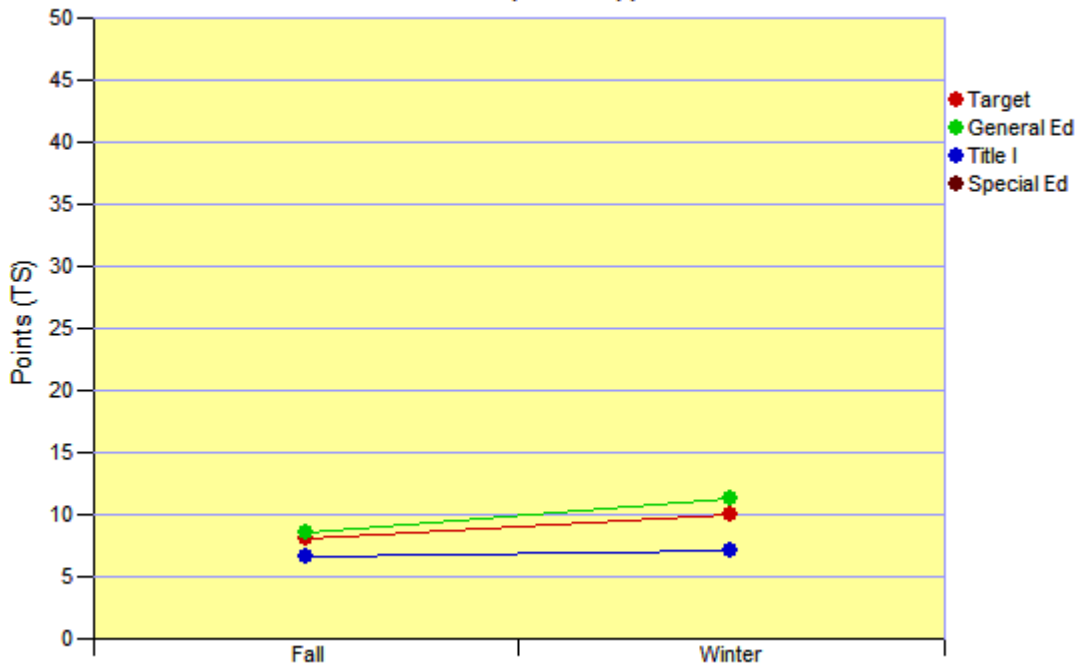


Benchmark Period Copyright © 2014 by NCS Pearson, Inc.  
 Putnam County CUSD #535 - Putnam County Elementary  
 Grade 4 : 2013-2014 School Year  
 Math Computation

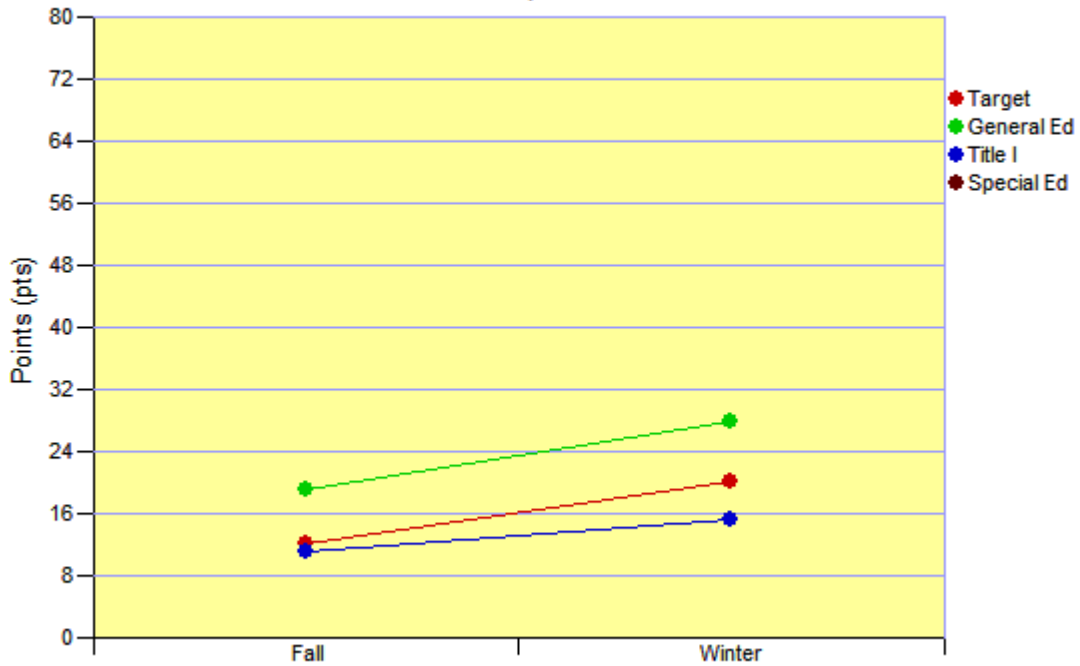


Benchmark Period Copyright © 2014 by NCS Pearson, Inc.

Putnam County CUSD #535 - Putnam County Elementary  
 Grade 5 : 2013-2014 School Year  
 Mathematics Concepts and Applications

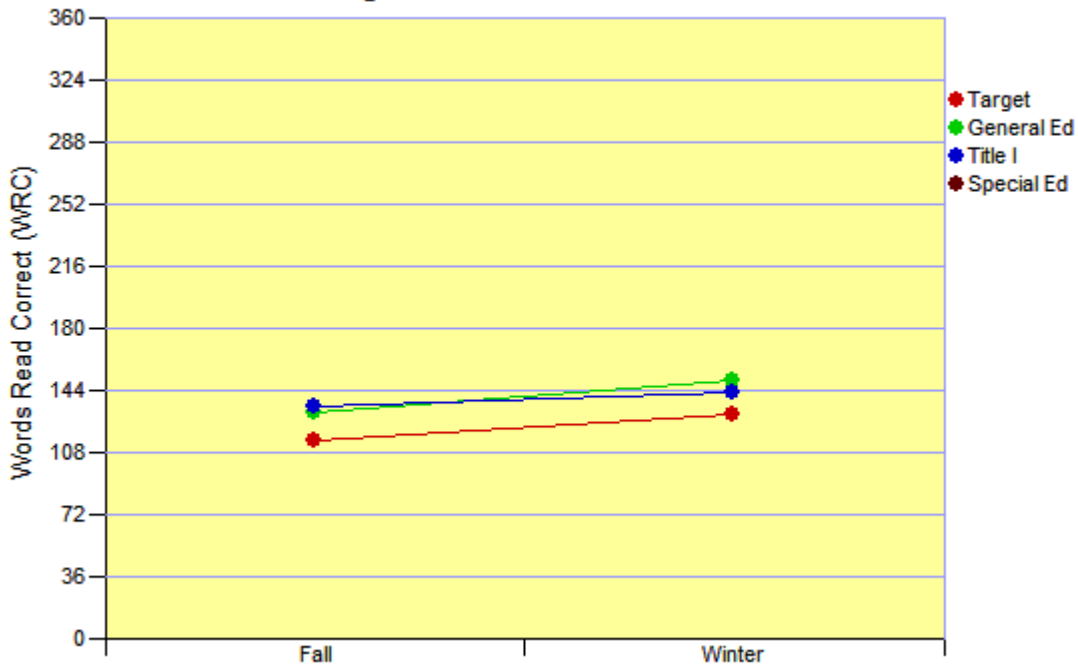


Benchmark Period Copyright © 2014 by NCS Pearson, Inc.  
 Putnam County CUSD #535 - Putnam County Elementary  
 Grade 5 : 2013-2014 School Year  
 Math Computation

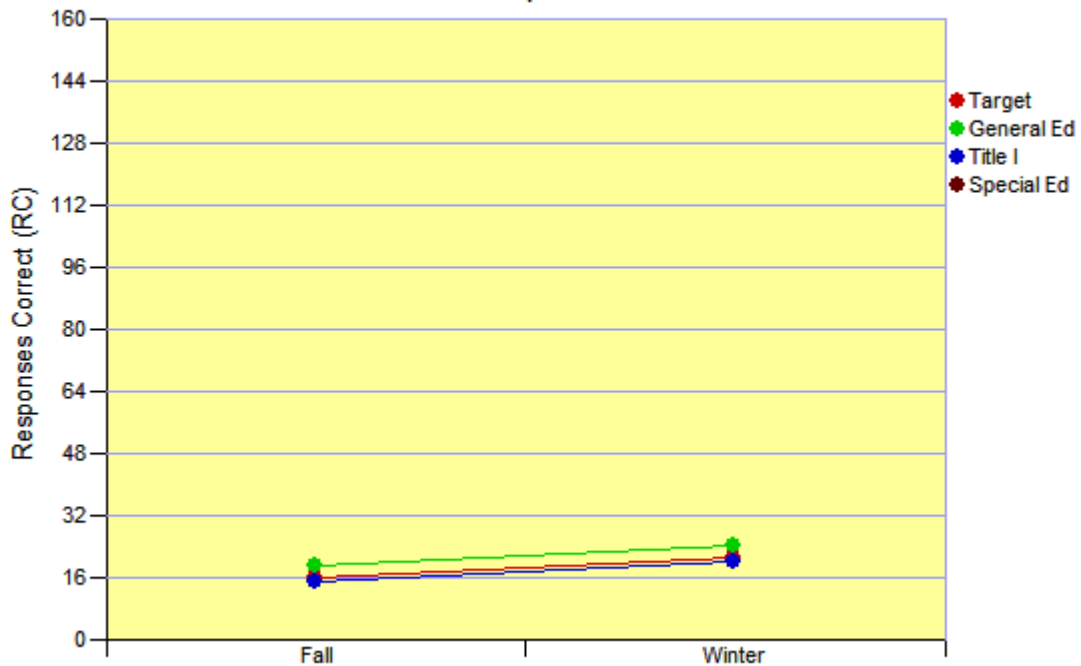


Benchmark Period Copyright © 2014 by NCS Pearson, Inc.

Putnam County CUSD #535 - Putnam County Elementary  
 Grade 5 : 2013-2014 School Year  
 Reading - Curriculum Based Measurement



Benchmark Period Copyright © 2014 by NCS Pearson, Inc.  
 Putnam County CUSD #535 - Putnam County Elementary  
 Grade 5 : 2013-2014 School Year  
 MAZE - Comprehension



Benchmark Period Copyright © 2014 by NCS Pearson, Inc.

## Benchmarking Summary

### 3<sup>rd</sup> Grade

- 3<sup>rd</sup> Grade Reading had some mixed results. Reading Fluency stayed the same percentage wise from the Fall to the Winter. While the score stayed the same, it does not mean there was no growth. The fact they stayed the same when the passages got more complex in the Winter indicates some growth. The Reading Comprehension(MAZE), went down.
- 3<sup>rd</sup> Grade Math showed growth in the Math Computation, especially in the Tier 3- where only 5% were in this Tier- after reviewing the data further- the students that were in this group were all IEP students and are getting the support they need to be successful. **The other 9% made improvements from the interventions and moved from Tier 3 to Tier 2.** Math Concepts and Applications did not show growth. After reviewing the results, one factor might be that in the transition to the Common Core Standards and new content students are learning new material and that transition will take some time.

### 4<sup>th</sup> Grade

- 4<sup>th</sup> Grade Reading Fluency stayed the same percentage wise , but made growth due to the new content. The Maze scores went up **and 0 % were in Tier 3.**
- 4<sup>th</sup> Grade Math showed some great improvements across the board. What this means is two fold, one is that the instruction and curriculum is working to help student achievement. The other is that the grade level is one to analyze further to see if any connections for improvements across grade levels can be found.
- **\*\*\*Special Note\*\*\* One topic of interest is that the scores from the present 4<sup>th</sup> Graders compared to last year showed tremendous growth. While there are several factors for this growth. I believe that Board of Education made a decision that greatly impacted student growth and achievement when the decision was made to add the 3<sup>rd</sup> section of 4<sup>th</sup> Grade resulting in a smaller class size.**

### 5<sup>th</sup> Grade

- The average scores for 5<sup>th</sup> grade stayed with in the same range in terms of growth. If you look at the improvement charts compared to the target growth we did make improvements. While the growth was small, it is encouraging to see the growth. I am in the process of collecting as much data as I can with regards to the 5<sup>th</sup> Grade math Curriculum and Instruction to see where we can make improvements or increase our professional Development.

Putnam County High School  
February, 18,2014  
Principal Report

#### Parent/Teacher Conference

Thursday, February 13 from 4:00pm to 8:00pm and Friday, February 14 from 8:00am to 12:00pm is our Parent Teacher conference dates here at the high school. I have the teachers contact those parent,s that they would like to see. We might get 1/3 of those at our meeting dates. I ask the teachers to call or e-mail parents. We get a better response that way.

#### Evaluations

I am starting the second round of evaluations for our non-tenure teachers. My new teachers are doing well. I do not anticipate anything different. I am pleased with the job they are doing. Mr. Moore our newest teacher that took the place of Mrs. Gedraitis, is doing well. You would not think this is his first year in teaching. I hope we can keep him around.

#### ACT/PSAE

Our teachers are working our juniors preparing for the ACT/PSAE test in April. We have some juniors signed up for ACT prep at IVCC/L-P. This group of juniors is a good group, I believe they will do well.

#### Extra-Curricular

Our boys basketball team, for the second year in a row, won the Tri-County Tournament championship. Congratulation to Coach Nauman and the boys! Our girls got to the championship game but fell short of winning the championship. Congratulation to Coach Barnett and the girls. Both the boys and girls have a good chance in the upcoming regional. February 18 and 20 we are hosting the IHSA girls sectional here at Putnam County High School.

#### Winter School Benchmark

I have also sent you our totals from our winter benchmarking. We scored well in Math but just average in Reading. The math and reading teachers will be looking at the results and will start making adjustments.

# Screening Report School Benchmark

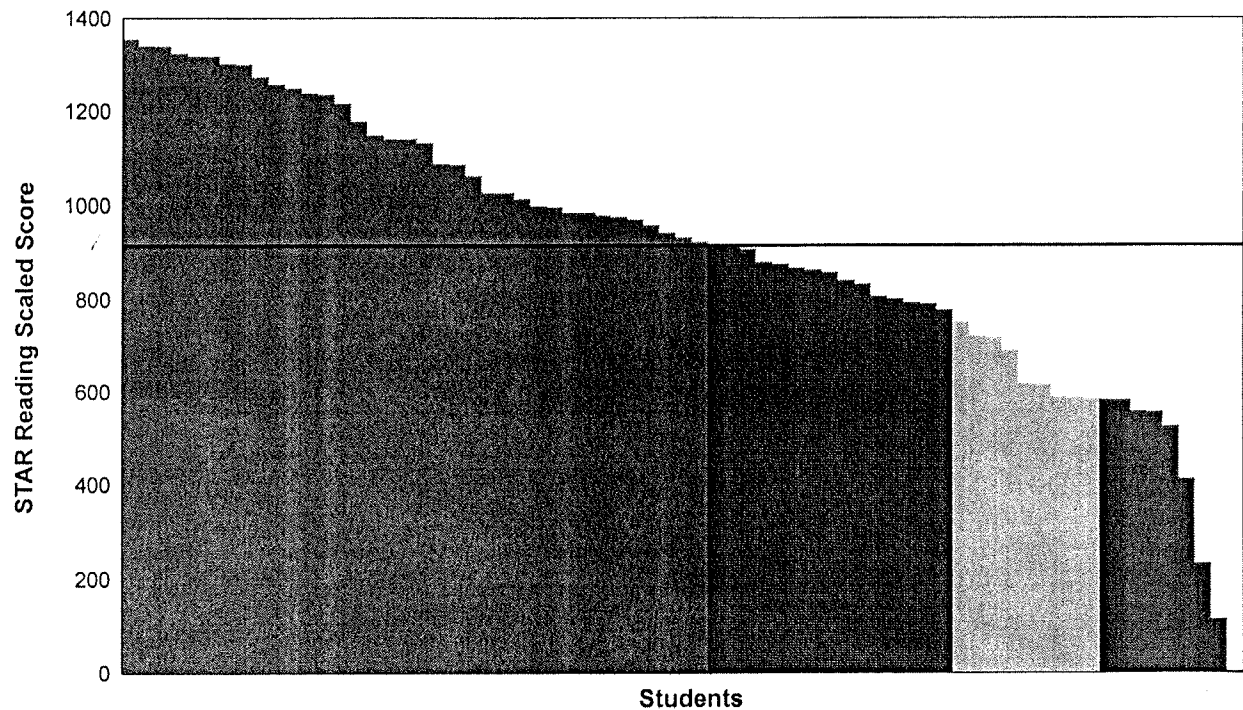
Printed Thursday, January 16, 2014 10:35:42 AM

School: Putnam Co Senior High School

 Reporting Period: 1/1/2014 - 1/15/2014  
(Winter)

**Report Options**

Reporting Parameter Group: All Demographics [Default]

**Grade: 9**


Categories / Levels	Benchmark		Students	
	Scaled Score	Percentile Rank	Number	Percent
<b>At/Above Benchmark</b>				
■ At/Above Benchmark	At/Above 914 SS	At/Above 40 PR	36	53%
Category Total			36	53%
<b>Below Benchmark</b>				
■ On Watch	Below 914 SS	Below 40 PR	15	22%
■ Intervention	Below 773 SS	Below 25 PR	9	13%
■ Urgent Intervention	Below 584 SS	Below 10 PR	8	12%
Category Total			32	47%
<b>Students Tested</b>			68	

**Key questions to ask based on this and other information:** Are you satisfied with the number of students at the highest level of performance? Next, consider the level or score that indicates proficiency. Which students just above proficiency are you "worried about" and what support within or beyond core instruction is warranted? What support is needed for students just below? Do all students represented by your lowest level need urgent intervention?

# Screening Report

## School Benchmark

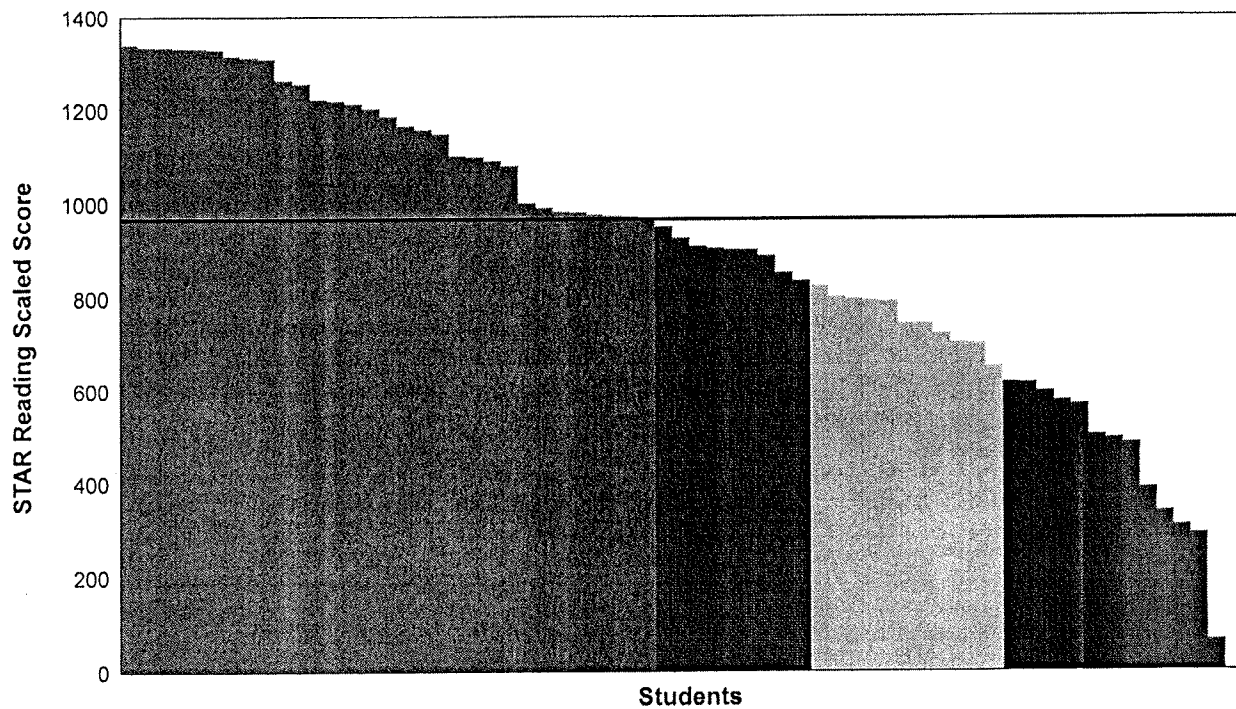
Printed Thursday, January 16, 2014 10:37:20 AM





School: Putnam Co Senior High School

 Reporting Period: 1/1/2014 - 1/15/2014  
(Winter)

**Report Options**

Reporting Parameter Group: All Demographics [Default]

**Grade: 10**


Categories / Levels	Benchmark		Students	
	Scaled Score	Percentile Rank	Number	Percent
<b>At/Above Benchmark</b>				
 At/Above Benchmark	At/Above 967 SS	At/Above 40 PR	31	48%
Category Total			31	48%
<b>Below Benchmark</b>				
 On Watch	Below 967 SS	Below 40 PR	9	14%
 Intervention	Below 836 SS	Below 25 PR	11	17%
 Urgent Intervention	Below 627 SS	Below 10 PR	13	20%
Category Total			33	52%
<b>Students Tested</b>			64	

**Key questions to ask based on this and other information:** Are you satisfied with the number of students at the highest level of performance? Next, consider the level or score that indicates proficiency. Which students just above proficiency are you "worried about" and what support within or beyond core instruction is warranted? What support is needed for students just below? Do all students represented by your lowest level need urgent intervention?

# Screening Report

## School Benchmark

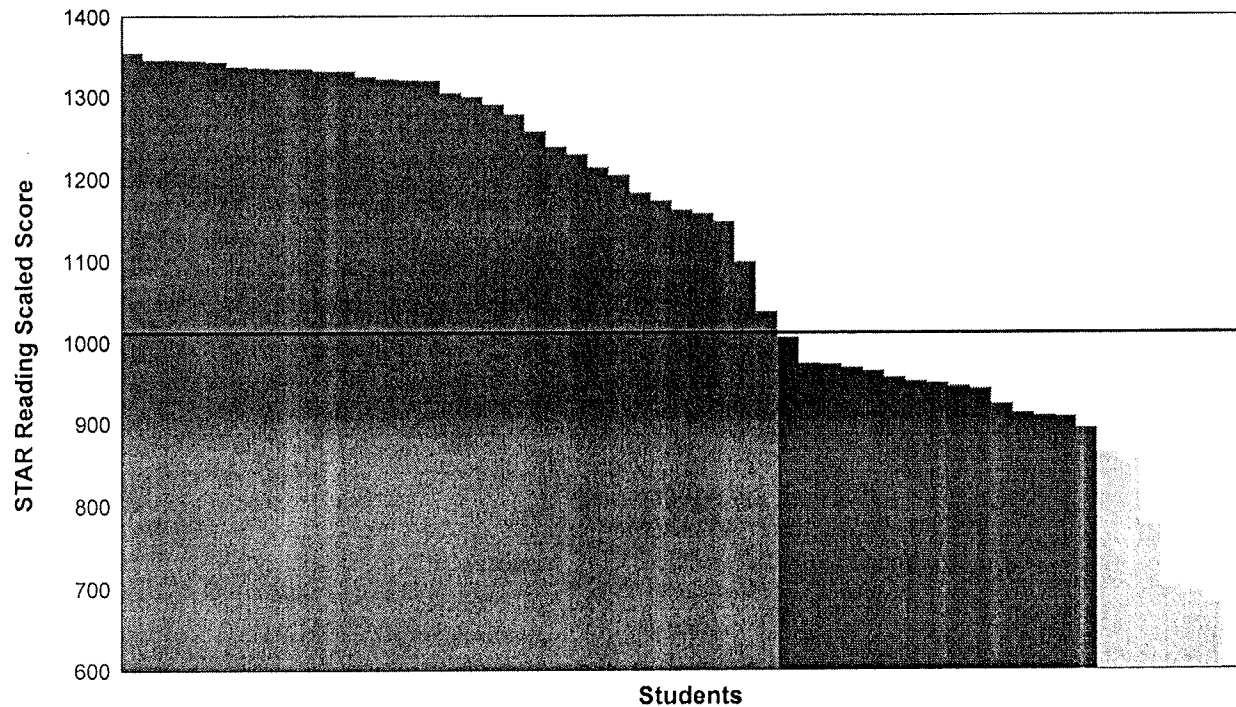
Printed Thursday, January 16, 2014 10:38:52 AM





School: Putnam Co Senior High School

 Reporting Period: 1/1/2014 - 1/15/2014  
 (Winter)

**Report Options**

Reporting Parameter Group: All Demographics [Default]

**Grade: 11**


Categories / Levels	Benchmark		Students	
	Scaled Score	Percentile Rank	Number	Percent
<b>At/Above Benchmark</b>				
 At/Above Benchmark	At/Above 1012 SS	At/Above 40 PR	31	60%
Category Total			31	60%
<b>Below Benchmark</b>				
 On Watch	Below 1012 SS	Below 40 PR	15	29%
 Intervention	Below 870 SS	Below 25 PR	6	12%
 Urgent Intervention	Below 650 SS	Below 10 PR	0	0%
Category Total			21	40%
<b>Students Tested</b>			52	

**Key questions to ask based on this and other information:** Are you satisfied with the number of students at the highest level of performance? Next, consider the level or score that indicates proficiency. Which students just above proficiency are you "worried about" and what support within or beyond core instruction is warranted? What support is needed for students just below? Do all students represented by your lowest level need urgent intervention?



# Screening Report School Benchmark

Printed Thursday, January 16, 2014 10:41:10 AM

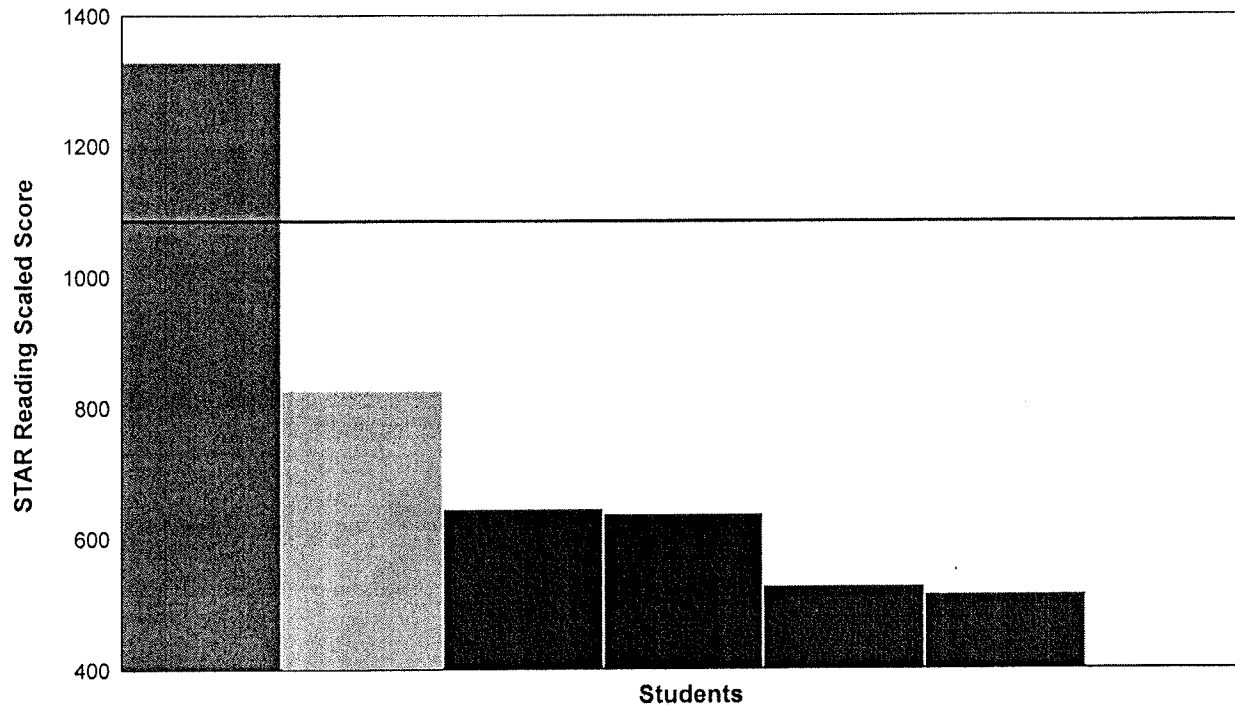
School: Putnam Co Senior High School

Reporting Period: 1/1/2014 - 1/15/2014  
(Winter)

## Report Options

Reporting Parameter Group: All Demographics [Default]

## Grade: 12



Categories / Levels	Benchmark		Students	
	Scaled Score	Percentile Rank	Number	Percent
<b>At/Above Benchmark</b>				
■ At/Above Benchmark	At/Above 1085 SS	At/Above 40 PR	1	17%
Category Total			1	17%
<b>Below Benchmark</b>				
■ On Watch	Below 1085 SS	Below 40 PR	0	0%
■ Intervention	Below 903 SS	Below 25 PR	1	17%
■ Urgent Intervention	Below 677 SS	Below 10 PR	4	67%
Category Total			5	83%
<b>Students Tested</b>			6	

**Key questions to ask based on this and other information:** Are you satisfied with the number of students at the highest level of performance? Next, consider the level or score that indicates proficiency. Which students just above proficiency are you "worried about" and what support within or beyond core instruction is warranted? What support is needed for students just below? Do all students represented by your lowest level need urgent intervention?



# Screening Report School Benchmark

Printed Thursday, January 16, 2014 9:01:03 AM

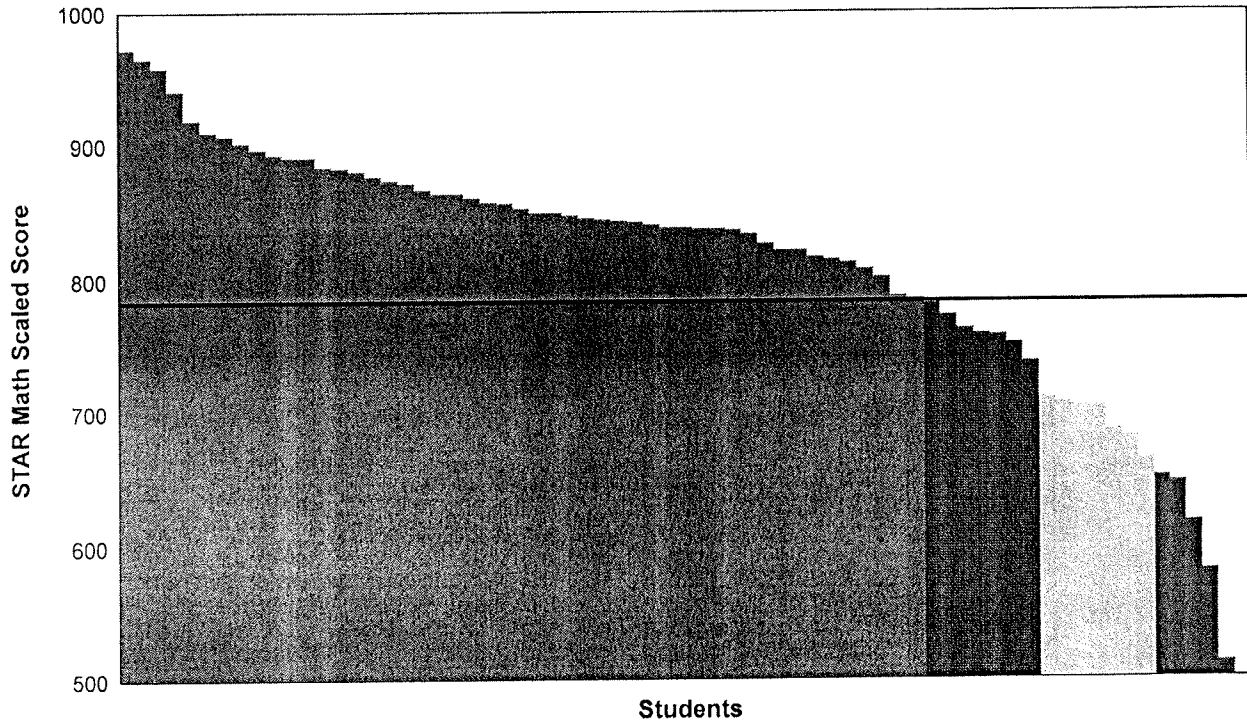
School: Putnam Co Senior High School

Reporting Period: 1/1/2014 - 1/15/2014  
(Winter)

## Report Options

Reporting Parameter Group: All Demographics [Default]

## Grade: 9



Categories / Levels	Benchmark		Students	
	Scaled Score	Percentile Rank	Number	Percent
<b>At/Above Benchmark</b>				
At/Above Benchmark	At/Above 784 SS	At/Above 40 PR	49	72%
Category Total			49	72%
<b>Below Benchmark</b>				
On Watch	Below 784 SS	Below 40 PR	7	10%
Intervention	Below 734 SS	Below 25 PR	7	10%
Urgent Intervention	Below 661 SS	Below 10 PR	5	7%
Category Total			19	28%
<b>Students Tested</b>			68	

**Key questions to ask based on this and other information:** Are you satisfied with the number of students at the highest level of performance? Next, consider the level or score that indicates proficiency. Which students just above proficiency are you "worried about" and what support within or beyond core instruction is warranted? What support is needed for students just below? Do all students represented by your lowest level need urgent intervention?



# Screening Report School Benchmark

Printed Thursday, January 16, 2014 9:25:41 AM

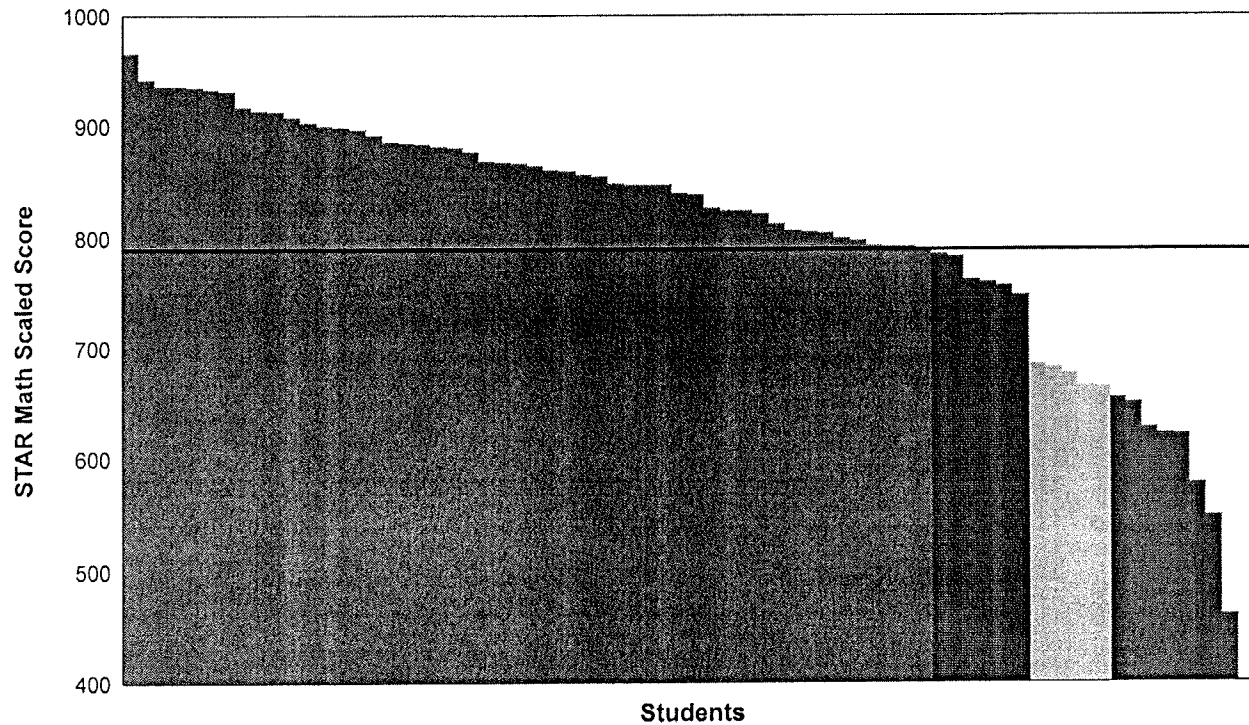
School: Putnam Co Senior High School

Reporting Period: 1/1/2014 - 1/15/2014  
(Winter)

## Report Options

Reporting Parameter Group: All Demographics [Default]

## Grade: 10



Categories / Levels	Benchmark		Students	
	Scaled Score	Percentile Rank	Number	Percent
<b>At/Above Benchmark</b>				
■ At/Above Benchmark	At/Above 790 SS	At/Above 40 PR	50	72%
Category Total			50	72%
<b>Below Benchmark</b>				
■ On Watch	Below 790 SS	Below 40 PR	6	9%
■ Intervention	Below 737 SS	Below 25 PR	5	7%
■ Urgent Intervention	Below 660 SS	Below 10 PR	8	12%
Category Total			19	28%
<b>Students Tested</b>			69	

**Key questions to ask based on this and other information:** Are you satisfied with the number of students at the highest level of performance? Next, consider the level or score that indicates proficiency. Which students just above proficiency are you "worried about" and what support within or beyond core instruction is warranted? What support is needed for students just below? Do all students represented by your lowest level need urgent intervention?



# Screening Report School Benchmark

Printed Thursday, January 16, 2014 9:27:02 AM

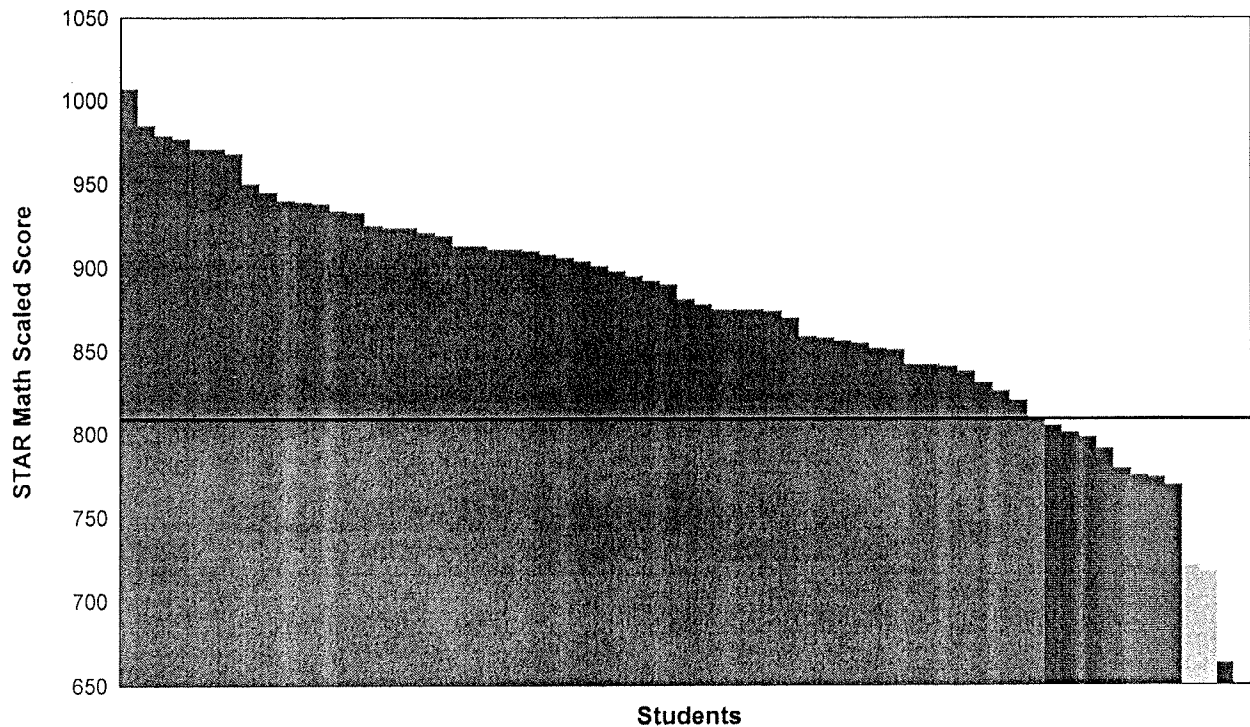
School: Putnam Co Senior High School

Reporting Period: 1/1/2014 - 1/15/2014  
(Winter)

## Report Options

Reporting Parameter Group: All Demographics [Default]

## Grade: 11



Categories / Levels	Benchmark		Students	
	Scaled Score	Percentile Rank	Number	Percent
<b>At/Above Benchmark</b>				
■ At/Above Benchmark	At/Above 809 SS	At/Above 40 PR	53	83%
Category Total			53	83%
<b>Below Benchmark</b>				
■ On Watch	Below 809 SS	Below 40 PR	8	13%
■ Intervention	Below 762 SS	Below 25 PR	2	3%
■ Urgent Intervention	Below 691 SS	Below 10 PR	1	2%
Category Total			11	17%
<b>Students Tested</b>			64	

**Key questions to ask based on this and other information:** Are you satisfied with the number of students at the highest level of performance? Next, consider the level or score that indicates proficiency. Which students just above proficiency are you "worried about" and what support within or beyond core instruction is warranted? What support is needed for students just below? Do all students represented by your lowest level need urgent intervention?



# Screening Report School Benchmark

Printed Thursday, January 16, 2014 9:29:07 AM

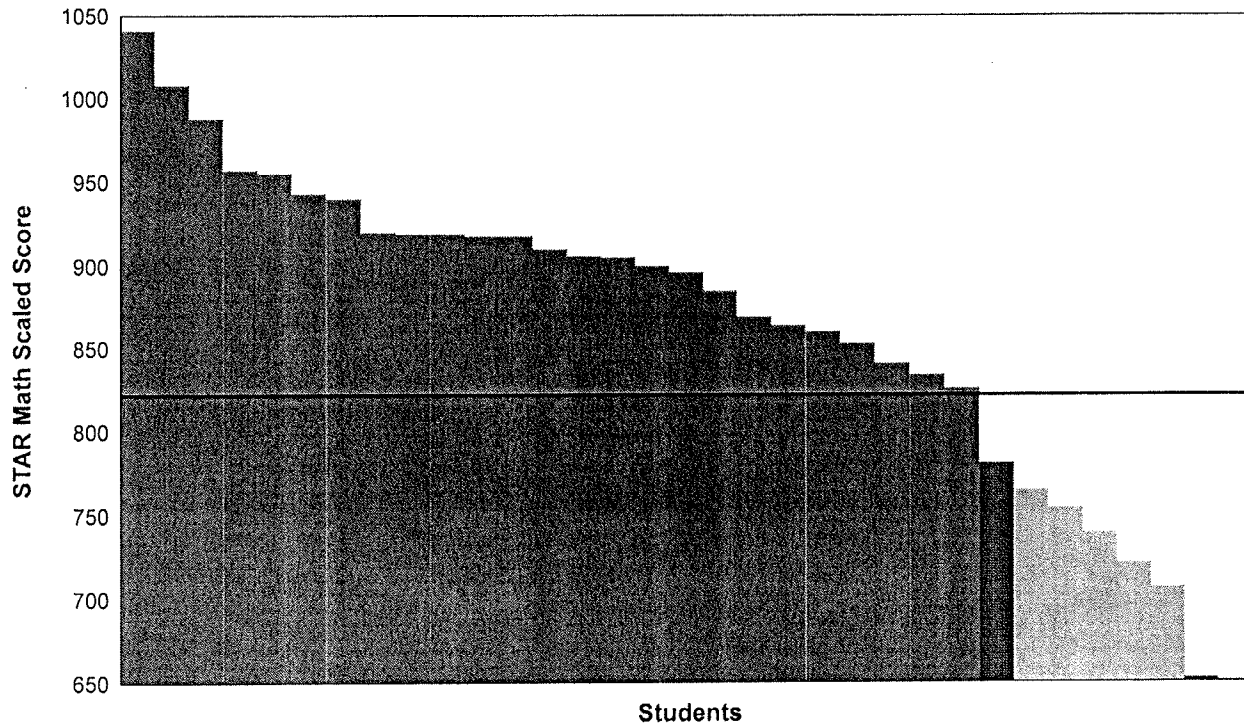
School: Putnam Co Senior High School

Reporting Period: 1/1/2014 - 1/15/2014  
(Winter)

## Report Options

Reporting Parameter Group: All Demographics [Default]

## Grade: 12



Categories / Levels	Benchmark		Students	
	Scaled Score	Percentile Rank	Number	Percent
<b>At/Above Benchmark</b>				
At/Above Benchmark	At/Above 822 SS	At/Above 40 PR	25	78%
Category Total			25	78%
<b>Below Benchmark</b>				
On Watch	Below 822 SS	Below 40 PR	1	3%
Intervention	Below 774 SS	Below 25 PR	5	16%
Urgent Intervention	Below 704 SS	Below 10 PR	1	3%
Category Total			7	22%
<b>Students Tested</b>			32	

**Key questions to ask based on this and other information:** Are you satisfied with the number of students at the highest level of performance? Next, consider the level or score that indicates proficiency. Which students just above proficiency are you "worried about" and what support within or beyond core instruction is warranted? What support is needed for students just below? Do all students represented by your lowest level need urgent intervention?

**Principal's Report**  
**Prepared by Carl Carlson**  
**Putnam County Junior High**  
**February 14, 2014**

**ISAT Tests Around the Corner**

The ISAT testing window will begin in just a couple of weeks! As everyone is aware, this is high stakes time for our district for several reasons. First, we want to meet the Annual Yearly Progress (AYP) benchmarks and we want our students to perform to the best of their ability. Our staff has reviewed and set our ISAT testing schedule. We will again take time review the understanding and importance of following proper testing protocol and practices. The plan is to block off the morning segment of the day dedicated to ISAT time. One afternoon will have students attend their morning classes while the second day in the afternoon the students would attend their afternoon classes. This falls along the lines of an A-day and B-day block type schedule. Also, I have instructed the staff to ease up on assigned homework so the students can solely concentrate on performing well on the achievement tests. We always look forward to receiving the results. I will begin the process of generating new longitudinal marks as the data is collected over each year.

**Second Round of Parent-Teacher Conferences**

Our school hosted the second round of parent-teacher conferences. They were scheduled for Thursday, February 13<sup>th</sup> and Friday, February 14<sup>th</sup>. The conferences are open to anyone requesting to meet. However, our emphasis for these conferences is to address the at-risk students that are in poor academic standing.

**Girls' Volleyball Heading into Post Season**

The junior high girls' volleyball season is heading into its post season. Both teams have worked very hard and the results have shown with more victories at the end of the season. Both teams compete in the Little Tri-County conference tournaments with the 7<sup>th</sup> grade playing in Midland and the 8<sup>th</sup> grade playing at PCJH. The 7<sup>th</sup> grade starts Regional play on March 1<sup>st</sup> at Ottawa Wallace and the 8<sup>th</sup> grade Regionals start March 8<sup>th</sup> at Grand Ridge. Good luck to both teams as they prepare for their post season.

**Staff Evaluations**

Staff evaluations are almost complete. I have a couple more evaluations to finish and all certified staff will be complete. All recommendations for the purpose of rehiring, offering tenure, or termination of services will be completed by the March board meeting. Again, this is a process that I take very seriously in trying to ensure our students are receiving the best instruction possible. Overall, the staff has been working hard and I want to thank them for their efforts.

### **Overall Atmosphere**

The ISAT time is upon us and the general concern for most faculty members is the pressure of performing well. As mentioned, this is high stakes test. My belief continues to be that if everyone is doing their job all year, there is no need to feel the crunch to cram concepts into the last few days up to the test. Our staff has been doing everything they can to prepare the students. It will come down to how comfortable and confident the students feel prior to taking the tests.

With the excessive inclement weather, the third quarter still has few weeks left in it. The home stretch is right around the corner. I will be spending quite a bit of time meeting with faculty and staff between now and the end of the year to finalize teaching assignments, performing reviews of all the programs offered, and reevaluating the goals set for the year. As stated before, the ultimate goal remains the same and that is to improve our quality of instruction, the curriculum offered to our students, and the methods of delivering that material through improved instructional methods.

### **Winter Benchmarking Update**

I have provided the spreadsheet with the data from our Winter Screening. Overall in grades 6-8<sup>th</sup>, we have some pretty solid numbers coming in between all three grades and subject areas. Our primary focus off these results is to address the TIER I students in the general curriculum. While addressing the general curriculum, we also hope to lower the percentage in TIER 2 and TIER 3. The results are interesting because the trend lines from these results along with classroom performance are pretty consistent. Overall, I am pleased with the results. The data gives us an idea of where we need to work harder. Our spring benchmarking is scheduled to begin Monday, April 7<sup>th</sup>. We will be reporting those results in either May or June depending on when the other buildings in the district complete their process.

### **8<sup>th</sup> Grade Graduation**

The rough winter weather has extended the school year until what appears to be June 5<sup>th</sup>. With that being said, Putnam County Junior High would like to also move this year's 8<sup>th</sup> grade graduation back a week from its "normally" scheduled time. We would like to host our 8<sup>th</sup> grade graduation on Friday, May 30<sup>th</sup> with a 6:00 PM start time. The reason for moving the date is to try and avoid a large number of school days with teachers not having 8<sup>th</sup> grade students in class while the other teachers still have students. This is not a big issue at the high school since the large majority of classes have mixed grade levels. If next year proves to be a more gentle winter we would look at going back to the schedule of having the 8<sup>th</sup> grade on a Thursday and the high school to follow on a Friday.

## Putnam County CUSD #535

### Universal Competencies

.....

### 8th Grade

#### CBM-Fluency

Fall 2013 - 74  
 Tier 3: 7% (+7)  
 Tier 2: 16% (-13)  
 Tier 1: 77% (+6)

#### Maze

Fall 2013 - 75  
 Tier 3: 7% (+1)  
 Tier 2: 24% (-6)  
 Tier 1: 69% (+5)

#### M-Cap

Fall 2013 - 75  
 Tier 3: 23% (+14)  
 Tier 2: 13% (-7)  
 Tier 1: 64% (-7)

#### M-Comp

Fall 2013 - 75  
 Tier 3: 15% (+3)  
 Tier 2: 12% (+5)  
 Tier 1: 73% (-8)

#### CBM-Fluency

Winter 2013 - 72  
 Tier 3: 5% (+1)  
 Tier 2: 14% (-15)  
 Tier 1: 81% (+14)

#### Maze

Winter 2013 - 72  
 Tier 3: 9% (-1)  
 Tier 2: 35% (-5)  
 Tier 1: 56% (+6)

#### M-Cap

Winter 2013 - 71  
 Tier 3: 27% (+9)  
 Tier 2: 10% (+2)  
 Tier 1: 63% (-11)

#### M-Comp

Winter 2013 - 71  
 Tier 3: 13% (+3)  
 Tier 2: 15% (+3)  
 Tier 1: 72% (-6)

#### CBM-Fluency

Spring 2014 -  
 Tier 3: \_\_\_\_\_ %  
 Tier 2: \_\_\_\_\_ %  
 Tier 1: \_\_\_\_\_ %

#### Maze

Spring 2014 -  
 Tier 3: \_\_\_\_\_ %  
 Tier 2: \_\_\_\_\_ %  
 Tier 1: \_\_\_\_\_ %

#### M-Cap

Spring 2014 -  
 Tier 3: \_\_\_\_\_ %  
 Tier 2: \_\_\_\_\_ %  
 Tier 1: \_\_\_\_\_ %

#### M-Comp

Spring 2014 -  
 Tier 3: \_\_\_\_\_ %  
 Tier 2: \_\_\_\_\_ %  
 Tier 1: \_\_\_\_\_ %

### 7th Grade

#### CBM-Fluency

Fall 2013 - 66  
 Tier 3: 9% (-1)  
 Tier 2: 26% (-4)  
 Tier 1: 65% (+5)

#### Maze

Fall 2013 - 66  
 Tier 3: 11% (-5)  
 Tier 2: 31% (-1)  
 Tier 1: 58% (+6)

#### M-Cap

Fall 2013 - 65  
 Tier 3: 6% (-9)  
 Tier 2: 25% (+8)  
 Tier 1: 69% (+1)

#### M-Comp

Fall 2013 - 65  
 Tier 3: 15% (+5)  
 Tier 2: 9% (-11)  
 Tier 1: 75% (+5)

#### CBM-Fluency

Winter 2013 - 65  
 Tier 3: 12% (+4)  
 Tier 2: 23% (-8)  
 Tier 1: 65% (+4)

#### Maze

Winter 2013 - 65  
 Tier 3: 17% (+2)  
 Tier 2: 32% (+9)  
 Tier 1: 51% (-11)

#### M-Cap

Winter 2013 - 65  
 Tier 3: 15% (-3)  
 Tier 2: 8% (-17)  
 Tier 1: 77% (+20)

#### M-Comp

Winter 2013 - 65  
 Tier 3: 9% (+6)  
 Tier 2: 8% (-14)  
 Tier 1: 83% (+8)

#### CBM-Fluency

Spring 2014 -  
 Tier 3: \_\_\_\_\_ %  
 Tier 2: \_\_\_\_\_ %  
 Tier 1: \_\_\_\_\_ %

#### Maze

Spring 2014 -  
 Tier 3: \_\_\_\_\_ %  
 Tier 2: \_\_\_\_\_ %  
 Tier 1: \_\_\_\_\_ %

#### M-Cap

Spring 2014 -  
 Tier 3: \_\_\_\_\_ %  
 Tier 2: \_\_\_\_\_ %  
 Tier 1: \_\_\_\_\_ %

#### M-Comp

Spring 2014 -  
 Tier 3: \_\_\_\_\_ %  
 Tier 2: \_\_\_\_\_ %  
 Tier 1: \_\_\_\_\_ %

# Putnam County CUSD #535

## Universal Competencies

:

### 6th Grade

#### CBM-Fluency

Fall 2013 - 68  
 Tier 3: 10% (+5)  
 Tier 2: 24% (+10)  
 Tier 1: 66% (-15)

#### Maze

Fall 2013 - 68  
 Tier 3: 9% (+6)  
 Tier 2: 22% (-1)  
 Tier 1: 69% (-5)

#### M-Cap

Fall 2013 - 67  
 Tier 3: 18% (+16)  
 Tier 2: 18% (-11)  
 Tier 1: 64% (-5)

#### M-Comp

Fall 2013 - 67  
 Tier 3: 7% (+4)  
 Tier 2: 6% (+1)  
 Tier 1: 87% (-5)

#### CBM-Fluency

Winter 2013 - 66  
 Tier 3: 10% (+1)  
 Tier 2: 20% (+9)  
 Tier 1: 70% (-10)

#### Maze

Winter 2013 - 68  
 Tier 3: 9% (+3)  
 Tier 2: 22% (+6)  
 Tier 1: 69% (-9)

#### M-Cap

Winter 2013 - 69  
 Tier 3: 10% (+5)  
 Tier 2: 28% (+5)  
 Tier 1: 62% (-10)

#### M-Comp

Winter 2013 - 69  
 Tier 3: 6% (+1)  
 Tier 2: 4% (-2)  
 Tier 1: 90% (+1)

#### CBM-Fluency

Spring 2014 -  
 Tier 3: \_\_\_\_\_ %  
 Tier 2: \_\_\_\_\_ %  
 Tier 1: \_\_\_\_\_ %

#### Maze

Spring 2014 -  
 Tier 3: \_\_\_\_\_ %  
 Tier 2: \_\_\_\_\_ %  
 Tier 1: \_\_\_\_\_ %

#### M-Cap

Spring 2014 -  
 Tier 3: \_\_\_\_\_ %  
 Tier 2: \_\_\_\_\_ %  
 Tier 1: \_\_\_\_\_ %

#### M-Comp

Spring 2014 -  
 Tier 3: \_\_\_\_\_ %  
 Tier 2: \_\_\_\_\_ %  
 Tier 1: \_\_\_\_\_ %

#### Footnote:

Suggested Breakdown  
 Percentage of Students  
 Per Grade/Tier

Tier 3: 5%  
 Tier 2: 15%  
 Tier 1: 80%

## **Transportation Update**

### **Putnam County CUSD 535**

**February 13, 2014**

- **February 6** Irene from Johannes followed up on two issues. One issue concerned a minor incident that resulted in a movement of a student to a new seat. The other involved the same parent who had complained to me about the cold weather and the bus breakdown. (as reported in the Friday Flyer) Irene had explained that they have two spare buses running during the cold weather days to send out immediately if a bus breaks down.
- **February 12** Irene e-mailed me to respond to my call about a student who reportedly had his hat removed and ruined on the bus on February 11. They found no evidence on the bus disc.

Due to the three recent bus breakdowns in one week, I called Jason Johannes to express my concerns. I completely understand the nature of diesel vehicles during the extreme cold. However, I have checked with one of the other area bus companies and another nearby district that owns its own buses to see if they experienced the same number of bus problems. Both of them reported only one bus problem during this past week. During these days, I have been up early (4:30 to 5:00 a.m.) to check with Johannes Bus Company to verify that the buses were operational. Irene reassured me each day that everything was ready. I questioned Jason Johannes about Irene's honesty, as we are quite certain that she was not truthful concerning two prior incidents. I had asked Jason to investigate the previous one involving her reported cussing at students.



**Investment Update**

**Putnam County CUSD**

**February 13, 2014**

**As reported last month, we have a CD coming due at First State Bank. It matures on February 27, 2014, and it is currently earning 0.45%. The CD is in Working Cash, and its value is \$334,026.57. It has been placed out for bids in our area banks.**

**State Funding Update**

**Putnam County CUSD 535**

**February 13, 2014**

- **Transportation**            **\$94,829.54**
  - **Special Education**       **\$88,537.13**
  - **E.C.E.**                        **\$36,784.00**
- 

**Total Owed by State**       **\$220,150.67**

## **2013/2014 Calendar Updates**

**February 13, 2014**

- **There have been six snow/cold days this year.**
- **Five of those are planned emergency days and must be made up.**
- **The sixth one can become an Act of God Day that would not need to be made up if the Regional Office of Education grants it as A.O.G. They have indicated that they will do so.**
- **As a Board of Education, you can make the recommendation to make up the sixth day, but I do not recommend that. While I am concerned about the loss of instructional time, our final day will already be changed to June 5, 2014. Going one more day will not likely result in any additional quality instructional time that late in the school year.**

## **2014/2015 School Calendar**

**February 13, 2014**

**Our administrative team has been discussing next year's school calendar, including some potential changes. The district calendar committee will meet at 7:45 a.m. on Thursday, February 27 to finalize the tentative calendar. We will have the proposed calendar ready for the March Board of Education Meeting.**

## **Summer School Proposals**

**The summer school proposals will be ready for the March Board Meeting. The high school summer school proposal will be included in this year's budget. The jump start program for primary through junior high will be included in the FY15 Budget.**

**3D Contracting**  
8232 West 47<sup>th</sup> St.  
Lyons, Illinois 60534  
Cell Phone 847.489.9844  
Fax 847.487.0129  
E-mail: cubs3104@comcast.net

February 13, 2014

Mr. Doug Smith, Maintenance Supervisor  
Putnam Community Unit School District #535  
Granville, IL 61326

Dear Doug:

Per your request I am providing a breakdown of the fees for the asbestos abatement at the Putnam County Elementary School-Hennepin:

**The following is required by the Illinois Department of Public Health (IDPH):**

Air sampling	2,000.00
Background & Personal samples (PCM)	
Project design	750.00
Onsite project management 14days @ \$500/day	7,000.00

**Documentation Requirements (part of fee):**

Filing notification with IDPH  
Preparing file documents for owner & IDPH

**Requirements Not required by IDPH but necessary for the owner's protection (part of fee):**

Writing of bid specs, walkthroughs with subcontractors, bid opening session, and bid filing documents with the local newspaper and & insurance	<u>1,750.00</u>
Total	\$11,500.00

The requirements of the IDPH are mandatory for any project manager that you would contract for services. As you can see my fee for bidding preparation, walkthroughs, bid opening and insurance is \$1,750.00. If you have any further questions please feel free to contact me.

Sincerely



Jim Davis, President



## **Recommendation to Hire 3D Contracting as Project Manager for School Maintenance Grant Work**

**As superintendent, I recommend hiring Jim Davis with 3D Contracting as the project manager for the School Maintenance Grant Project. Please note the attached project management proposal. (\$11,500, including air sampling, insurance, etc.)**

### **Rationale**

**Our district architects would charge 10% of the total project cost, and the air sampling, etc. would be an additional charge beyond their 10%. Thus, the attached proposal represents a sound fiscal decision to hire 3D Contracting.**

### **District Goal**

**Maintain strong fiscal responsibility in the Putnam County School District.**

**FIRST AMENDMENT  
TO THE  
ELECTRIC SERVICE AGREEMENT  
BETWEEN  
AMEREN ENERGY MARKETING COMPANY  
AND  
PUTNAM COUNTY SCHOOL DISTRICT 535**

This First Amendment to the ELECTRIC SERVICE AGREEMENT ("First Amendment") is entered into November 8, 2013 ("Effective Date") by and between AMEREN ENERGY MARKETING COMPANY ("hereinafter "Company") and PUTNAM COUNTY SCHOOL DISTRICT 535 (hereinafter the "Customer") (Company and Customer may be referred to collectively as "Parties" or individually as a "Party").

WITNESSETH THAT:

WHEREAS, Customer and Company have entered into an Electric Service Agreement dated March 19, 2013 ("Original Agreement") under which Customer purchases Full Requirement Retail Power from Company in order to supply the facilities defined in the original Electric Service Agreement; and

WHEREAS, the Parties desire to amend said Original Agreement to reflect the removal and/or the addition of the account(s) identified in the table below.

NOW, THEREFORE, in consideration of the mutual covenants and agreements stated herein, Company and Customer agree to amend the Original Agreement by removing and/or adding accounts as indicated below from and to the agreement effective on the regularly schedule meter read or as stated in the table below.

Removed Account Number(s)		Removed Meter Number(s)		Account(s) Removal Effective	
Added Account Number(s)	Added Meter Number(s)	Bill Group	Service Location	Account(s) Addition Effective	
3012071006	00368580	17	402 E Silverspoon Ave, Granville, IL 61326	Next Available Meter Read	

Except as specifically amended hereby, the Original Agreement shall continue in full force and effect according to its original terms.

Upon execution by Customer this First Amendment is legally binding on the Parties, effective as of the Effective Date first above written.

**PUTNAM COUNTY SCHOOL DISTRICT 535**

By: Jay K. McCreesh  
 Name: Jay K. McCreesh  
 Title: Superintendent  
 Date: 1/24/14

CONFIDENTIAL DOCUMENT: THE INFORMATION CONTAINED IN THIS DOCUMENT AND IN ANY ACCOMPANYING ATTACHMENTS CONSTITUTES UNLAWFUL INFORMATION, EXCEPT AS OTHERWISE NOTED. ANY REPRODUCTION, COPIING, DISTRIBUTION OR OTHER UNAUTHORIZED USE OF ANY KIND REGARDING THE INFORMATION CONTAINED HEREIN IS PROHIBITED BY SECTION 4.1 OF THE AGREEMENT.



**GAS SALES AGREEMENT**

This Gas Sales Agreement ("**Agreement**") is effective on the following date: 11/04/2013 (the "**Effective Date**"), between CenterPoint Energy Services, Inc. ("**Seller**") and the "**Buyer**" identified below for the sale and purchase of natural gas. Capitalized terms used and not otherwise defined in this Agreement shall have the respective meanings ascribed to such terms in a Transaction Confirmation.

Legal name of Buyer: Putnam County CUSD 535

1. Notices. Notices under this Agreement shall be in writing and sent via hand delivery, mail service delivery, facsimile machine delivery or electronic mail delivery to the applicable contact listed below.

<b><u>Buyer's Contact for Notices:</u></b>		<b><u>Buyer's Contact for Invoices:</u></b>	
<u>Contact:</u>	Jay McCracken	<u>Contact:</u>	Accounts Payable
<u>Address:</u>	400 E. Silverspoon Ave	<u>Address:</u>	400 E. Silverspoon Avenue
<u>City/State/Zip:</u>	Granville, IL 61326	<u>City/State/Zip:</u>	Granville, IL 61326
<u>Phone:</u>	(815) 882-2800	<u>Phone:</u>	(815)-882-2800
<u>Fax:</u>	(815) 882-2802	<u>Fax:</u>	(815)-882-2802
<u>Email:</u>		<u>Email:</u>	
<b><u>Seller's Contact for Notices:</u></b>			
<u>Contact:</u>	Contract Administration		
<u>Address:</u>	470 N. Kirkwood Rd. Suite 200		
<u>City/State/Zip:</u>	St Louis, MO 63122		
<u>Phone:</u>	(800) 495-9880		
<u>Fax:</u>	(314) 991-7501		
<u>Email:</u>	CES_Communications@CenterPointEnergy.com		

2. Agreement Scope. This Agreement governs all transactions between Buyer and Seller as more specifically set forth in any Transaction Confirmation (each, a "**Transaction**") entered into during the Term for the purchase by Buyer of natural gas from Seller for the Buyer's facilities specified in the "Facilities List" as agreed to by the parties (each a "**Facility**"). During the Term, Seller agrees to sell and deliver, and Buyer agrees to receive and purchase, natural gas in accordance with the terms of each Transaction and this Agreement. Any amendments to this Agreement shall be in a separate writing entitled "**Special Provisions**" and signed by both parties hereto.

3. Agreement Term. This Agreement shall be in effect from the Effective Date until the expiration of the latest Initial Period or any applicable Renewal Period, as designated in a Transaction Confirmation, or such shorter period as provided herein (the "**Term**"). If at any time there is no Transaction Confirmation in effect, this Agreement may be terminated by either party upon 30 days' prior written notice to the other party. If this Agreement is terminated due to an Event of Default (as provided in Section 9 hereof), all Transactions then in effect shall terminate concurrently with this Agreement's termination.

4. Transaction Confirmations. Seller shall send a written confirmation of the terms (including price, quantity, Delivery Point and delivery obligation) of each Transaction (a "**Transaction Confirmation**") to Buyer as soon as practical after the terms of the Transaction are agreed to. Each Transaction Confirmation shall specify the Initial Period and any Renewal Period that the Transaction will be in effect (collectively, the "**Delivery Period**"). A Transaction Confirmation does not require Buyer's execution to become effective. If Buyer fails to dispute a Transaction Confirmation in writing to Seller within two business days after it is received by Buyer, such Transaction Confirmation shall be deemed to correctly reflect their agreement with regard to the Transaction terms set out therein, absent manifest error, and automatically becomes effective and a part of this Agreement. Buyer and Seller agree not to contest any such Transaction Confirmation based on the statute of frauds or any law requiring contracts to be in writing and signed by the party against which enforcement is sought. Except with respect to Section 1 of this Agreement, in the event of a conflict between the terms of this Agreement, as amended by the Special Provisions, if any, and an effective Transaction Confirmation, the latter shall control with respect to that Transaction.

5. Price. Buyer agrees to pay Seller for natural gas at the prices set out in each Transaction Confirmation, which shall specify the price for the natural gas to be furnished by Seller thereunder (the "**Natural Gas Price**") and any additional fees specified therein. If the Transaction Confirmation does not specify that a Renewal Period applies, and Seller continues to provide and Buyer continues to accept natural gas after the expiration of the Delivery Period specified therein, then such Transaction Confirmation shall automatically be extended on a month-to-month basis, except that the Natural Gas Price Buyer shall pay for those deliveries shall be the then-current monthly market price for natural gas in the geographic area where the applicable Delivery Point is located, as determined in good faith by Seller (the "**Market Price**").

6. Invoicing and Payment. Seller shall invoice Buyer on a monthly basis for natural gas sold to Buyer. Buyer shall remit in full to Seller the invoice amount within 15 days of the invoice date (the "**Payment Due Date**"); provided, however, that if the Payment Due Date falls on a weekend or holiday, the Payment Due Date shall be the following business day. If Buyer, in good faith, disputes the invoice amount, Buyer shall pay the undisputed amount of the invoice and provide documentation to support the disputed amount. If Buyer fails to pay any undisputed invoiced amounts or provide documentation to support any disputed invoiced amounts by the Payment Due Date, Seller may charge and collect from Buyer, in accordance with applicable law, a late fee equal to the lesser of one and one-half percent (1½%) of the outstanding balance per month or the maximum interest rate allowed by law. Buyer agrees to pay Seller for all costs and expenses incurred by Seller (including reasonable attorney fees) to collect amounts due and owing hereunder. Buyer shall be responsible for and will pay all taxes and assessments assessed against the natural gas being sold to Buyer (including any gas revenue or franchise tax). If Buyer is entitled to a tax exemption, it is Buyer's responsibility to provide Seller with any necessary documentation of such. All invoices and associated payments are final unless either party disputes the accuracy of such invoice(s) or payment(s) in writing, with adequate documentation, within two (2) years after the invoice date.

7. Measurement. The amount invoiced for any natural gas supplies provided by Seller to a Delivery Point shall be based on the actual quantity of natural gas delivered during the relevant invoice period as measured by the local utility providing natural gas distribution service (the "**Utility**") or, if no Utility is involved in the delivery of those supplies, the pipeline company transporting the natural gas (the "**Pipeline**"). Although either Buyer or Seller can contest those measurements, the Utility's or Pipeline's ultimate determination will be final and binding. In the event the Utility or Pipeline, as the case may be, is unable to provide Seller with such measurements before Seller's invoice date, the quantity of gas delivered for that invoice period will be estimated by Seller, and this invoiced quantity will then be adjusted to the actually delivered quantity on the following month's invoice or as soon as practicable thereafter. Fixed price transactions will be deemed to be the first volumes through the meter in date order with the earliest Transaction first, followed by index price and Market Price Transactions, in that order.

8. Credit Terms. Buyer must meet Seller's creditworthiness standards at all times. Buyer hereby agrees to provide to Seller, as Seller may require from time to time, sufficient information to enable Seller to determine Buyer's creditworthiness including, but not limited to, financial statements, trade references, and Utility credit history. If at any time during the Term Buyer does not meet Seller's creditworthiness standards, Seller may require that Buyer provide sufficient credit support for Buyer's payment obligations under this Agreement, in the form and amount, and for a term, all as reasonably acceptable to Seller. Buyer hereby authorizes Seller to obtain Buyer's usage data and credit history from the Utility or any other third party, and hereby appoints Seller as its limited agent solely for the purpose of obtaining such usage data and credit history, to the extent such agency authority is necessary.

9. Events of Default. Except as otherwise set forth in this Section, either party may terminate a Transaction upon notice and without liability to the other party if such other party is in material breach of the terms thereof and fails to cure such breach within 30 days after receiving notice of breach from the non-breaching party. Notwithstanding the foregoing, in addition to any and all other rights and remedies allowed by law, Seller shall have the right, at its sole election and upon written notice to Buyer, to immediately and without liability (a) withhold and/or suspend the delivery of natural gas to Buyer or (b) terminate this Agreement, in either case upon the occurrence of any of the following events (each an "**Event of Default**"): (i) Buyer terminates or notifies Seller of Buyer's intent to terminate a Transaction then in effect prior to expiration of the Delivery Period applicable thereto for any reason other than Seller's breach thereof or as allowed in Section 14 hereof; (ii) Buyer fails to pay any amount due to Seller under this Agreement on or before the second business day following Seller's delivery of notice to Buyer that such payment is past due; (iii) Buyer files or has filed against it a petition for relief under the United States Bankruptcy Code or similar state law for the protection of creditors; or (iv) Buyer fails to provide credit support in accordance with Seller's request under Section 8 hereof.

10. Liquidation of Damages. If any Transaction is terminated before the end of its Delivery Period by either party for any reason, including any termination pursuant to Section 14 hereof, the remaining quantities of natural gas contracted for thereunder (the "**Liquidated Quantities**") shall be liquidated by Seller. For purposes of this Section, the liquidated value of the Liquidated Quantities (the "**Liquidated Value**") shall equal the difference between (a) the Natural Gas Price specified in the relevant Transaction Confirmation applicable to the Liquidated Quantities, and (b) the Market Price applicable to the Liquidated Quantities. The Liquidated Value, either positive or negative, shall be included on Seller's next invoice to Buyer. In addition, if Seller terminates or suspends delivery of natural gas for an Event of Default by Buyer, Buyer shall indemnify Seller for any and all costs and penalties imposed on Seller by the Pipeline or Utility as a result of such suspension or termination.

11. Utility Qualification. Buyer acknowledges and agrees that Seller's duty to provide natural gas under any Transaction Confirmation that would require the use of Utility facilities is contingent on the applicable Buyer Facility qualifying for the Utility's appropriate rate schedule that would permit the use of the Utility's facilities for delivering the natural gas to that Buyer Facility.

12. Title and Disclaimer of Implied Warranties. Title to and risk of loss for natural gas supplies purchased by Buyer from Seller under this Agreement will pass to Buyer at the Delivery Point specified in a Transaction Confirmation where Seller is to deliver the natural gas purchased by Buyer thereunder. Seller agrees to indemnify Buyer and save it harmless from all losses, liabilities or claims including reasonable attorneys' fees and costs of court ("Claims"), from any and all persons, arising from or out of claims of title, personal injury including any wrongful death action, or property damage from natural gas or other charges thereon which attach before title passes to Buyer. Buyer agrees to indemnify Seller and save it harmless from all Claims, from any and all persons, arising from or out of claims regarding payment, personal injury including any wrongful death action, or property damage from said natural gas or other charges thereon which attach after title passes to Buyer. Seller warrants that it will have the right to convey and will convey good and marketable title to all natural gas delivered to Buyer hereunder, free and clear of all liens, encumbrances and claims. **EXCEPT AS PROVIDED IN THIS SECTION, ALL OTHER WARRANTIES, EXPRESS OR IMPLIED, INCLUDING ANY IMPLIED WARRANTIES OF MERCHANTABILITY OR FITNESS FOR ANY PARTICULAR PURPOSE, ARE HEREBY EXPRESSLY DISCLAIMED.**

13. Assignment. Buyer may not assign this Agreement without Seller's prior written consent, which consent shall not be unreasonably withheld, conditioned or delayed. This Agreement will be binding on the parties' respective successors and assigns.

14. Force Majeure. Except for Buyer's payment obligations for natural gas received from Seller, the failure of a party to perform an obligation under this Agreement shall not be a breach of this Agreement to the extent such failure results from acts of God (including fires, hurricanes, earthquakes, tornadoes, flooding, severe thunderstorms or similar natural occurrences), war, riots and civil insurrection, states of emergency, governmental action, the acts or omissions of third parties (including such acts or omissions that result in the curtailment or unavailability of capacity on the Utility's or Pipeline's system), or similar occurrences beyond the reasonable control of a party. A party that is unable to perform as a result of such an occurrence shall immediately notify the other party of such occurrence and use reasonable efforts to resume performance as soon as practicable, but if performance is not resumed within 30 days despite such reasonable efforts, either party may terminate the affected Transaction(s) without liability upon notice. Notwithstanding anything herein to the contrary, Seller may terminate a Transaction without liability at any time during its Delivery Period upon 30 days' prior notice to Buyer if changes to laws, regulations or the tariffs of the Utility or Pipeline are enacted that materially affect Seller's ability to provide natural gas thereunder.

15. Limitation of Liability. Each party's liability to the other party for breach of this Agreement shall be limited to the Liquidated Value amount determined in accordance with Section 10 hereof, and for all other claims arising from a party's performance under this Agreement, whether based in tort or otherwise, a party's liability to the other party shall be limited to direct actual damages. Neither party will be liable to the other for consequential, incidental, punitive, exemplary or indirect damages.

16. Forward Contract. The parties hereto agree that any Transaction performed under this Agreement constitutes a "forward contract" within the meaning of the United States Bankruptcy Code and that Seller is a "forward contract merchant" within the meaning of the United States Bankruptcy Code.

17. Miscellaneous. This Agreement and its terms are considered confidential by each party hereto and may not be disclosed to third parties except to the extent disclosure is necessary for its implementation or otherwise required by law. No waiver or forbearance of any provision of this Agreement shall be held to be a waiver or require forbearance in the future. Any portion of this Agreement which may be deemed to be unenforceable or illegal shall not affect the enforceability or legality of its remaining terms and conditions. This Agreement shall not be construed as creating any third party beneficiaries hereof.

18. Entire Agreement. This Agreement, including the Special Provisions and other attachments, if any, hereto and all Transaction Confirmations in effect hereunder during the Term, all of which are incorporated herein in their entirety and made a part hereof, constitutes the entire agreement between Buyer and Seller regarding the subject matter herein, superseding any and all prior written or oral agreements and promises. This Agreement cannot be amended except as stated in Section 2 hereof. By entering into this Agreement, neither party hereto is obligated to enter into any Transactions hereunder.

By signing below, each individual warrants that he/she is authorized to sign this Agreement on behalf of the party for which it was executed.

Seller: **CenterPoint Energy Services, Inc.**

Buyer: **Putnam County CUSD 535**

By: \_\_\_\_\_

By: Jay K. McCracken

Print Name: \_\_\_\_\_

Print Name: Jay K. McCracken

Title: \_\_\_\_\_

Title: Superintendent



## Facilities List

Facilities List Number: 3455  
Gas Sales Agreement Number: 604444

Date: 11/04/2013

This Facilities List amends and is attached to Buyer's current Gas Sales Agreement, No. 604444 and supersedes any applicable, previous Facilities List number 3455.

<b>Facility Name</b>	<b>Account Number</b>	<b>Meter Number</b>	<b>Address</b>	<b>City</b>	<b>State</b>	<b>Utility/ Pipeline</b>
Putnam County CUSD 535 - 1	08874-74007		402 E. Silverspoon Ave.	Granville	IL	Ameren - IL
Putnam County CUSD 535 - 2	62705-10006		326 S. 5th Street	Hennepin	IL	Ameren - IL
Putnam County CUSD 535 - 3	9267704005		N 350th Road	McNabb	IL	Ameren - IL
Putnam County CUSD 535 - 4	29100-40046		400 E. Silverspoon Ave	Granville	IL	Ameren - IL

NOTICE: The locations served on this Facilities List are deemed accurate unless factually disputed in writing within two (2) Business Days of receipt, unless otherwise specified in the Agreement. Account and Meter Numbers are accurate as of the Date listed above, and may be modified by Utility/Pipeline.



**Transaction Confirmation  
Index Price**

**Transaction Confirmation Number: 604445  
Gas Sales Agreement Number: 604444**

**Date: 11/04/2013**

This Transaction Confirmation sets forth the terms of the Transaction agreed to under Gas Sales Agreement, No. 604444 (the "Agreement"). Capitalized terms used and not otherwise defined in this Transaction Confirmation shall have the respective meanings ascribed to such terms in the Agreement. **The terms of this Transaction Confirmation are binding on both Buyer and Seller unless disputed in writing within 2 business days of receipt.**

<b>Seller:</b>	<b>CenterPoint Energy Services, Inc.</b>	<b>Buyer:</b>	<b>Putnam County CUSD 535</b>
Address:	470 N. Kirkwood Rd. Suite 200	Address:	400 E. Silverspoon Ave
City/State:	St Louis, MO 63122	City/State:	Granville, IL 61326
Attention:	Eric Nussbaum	Contact:	Jay McCracken
Phone:	(314)-991-7384	Phone:	(815) 882-2800
Fax:	(314)-991-7501	Fax:	(815) 882-2802
Email:	bryan.nussbaum@centerpointenergy.com	Email:	
Account #'s:	Per Buyer's Facilities List Number 3455		

Contract Price and Volume Commitment      NGI's Bidweek Survey, "Midwest, Chicago Citygate" Index plus \$0.27/MMBtu for full requirements.

Additional Fees:      Applicable Taxes  
Utility Transportation: passed through at cost

Agency:      Buyer hereby appoints Seller to act as its limited agent for the following purposes, as deemed applicable by Seller to its performance of a Transaction: (a) making nominations to any Utility or Pipeline on Buyer's behalf; and (b) executing documents on Buyer's behalf as deemed necessary by Seller to provide natural gas to Buyer. Seller will provide Pipeline and/or Utility transport bill consolidation services to Buyer. Seller's invoice shall include Seller's charges and applicable Pipeline and/or Utility charges. Seller may terminate this bill consolidation service at any time based upon Buyer's payment history and/or credit standing.

Initial Period:      This Transaction Confirmation shall be in effect starting 05/01/2014 and will continue for 12 months ("Initial Period"), unless otherwise terminated in accordance with Section 3 of the Agreement.

Renewal Period:      This Transaction Confirmation shall be in effect for the Initial Period set forth above, and will automatically renew or extend for successive 12 month periods (each a "Renewal Period") unless either party terminates this Transaction Confirmation by providing the other party with written notice at least 90 days prior to the end of the Initial Period or any Renewal Period, as applicable, or otherwise terminated in accordance with Section 3 of the Agreement.

Delivery Point:      Utility Citygate - Ameren - IL

Delivery Obligation:      The delivery will be firm.

Seller: **CenterPoint Energy Services, Inc.**

By: \_\_\_\_\_

Print Name: \_\_\_\_\_

Title: \_\_\_\_\_

Buyer: **Putnam County CUSD 535**

By: *Jay K. McCracken*

Print Name: *Jay K. McCracken*

Title: *Superintendent*

## **Recommendation to Approve the Ameren Energy and Gas Sales Agreement**

**As superintendent, I recommend approval of both of the agreements that are attached to BoardBook.**

### **Rationale**

**Doug Smith has worked with Ameren to arrange the lower rates for both of the noted agreements, resulting in a savings of \$30,846 during a 24 month period.  
(gas consumption)**

### **District Goal**

**Maintain strong fiscal responsibility in the Putnam County School District.**

Agreement No: 604444



## GAS SALES AGREEMENT

This Gas Sales Agreement ("Agreement") is effective on the following date: 11/04/2013 (the "Effective Date"), between CenterPoint Energy Services, Inc. ("Seller") and the "Buyer" identified below for the sale and purchase of natural gas. Capitalized terms used and not otherwise defined in this Agreement shall have the respective meanings ascribed to such terms in a Transaction Confirmation.

Legal name of Buyer: Putnam County CUSD 535

1. **Notices.** Notices under this Agreement shall be in writing and sent via hand delivery, mail service delivery, facsimile machine delivery or electronic mail delivery to the applicable contact listed below.

<u>Buyer's Contact for Notices:</u>		<u>Buyer's Contact for Invoices:</u>	
<u>Contact:</u>	Jay McCracken	<u>Contact:</u>	Accounts Payable
<u>Address:</u>	400 E. Silverspoon Ave	<u>Address:</u>	400 E. Silverspoon Avenue
<u>City/State/Zip:</u>	Granville, IL 61328	<u>City/State/Zip:</u>	Granville, IL 61328
<u>Phone:</u>	(815) 882-2800	<u>Phone:</u>	(815)-882-2800
<u>Fax:</u>	(815) 882-2802	<u>Fax:</u>	(815)-882-2802
<u>Email:</u>		<u>Email:</u>	
<u>Seller's Contact for Notices:</u>			
<u>Contact:</u>	Contract Administration		
<u>Address:</u>	470 N. Kirkwood Rd. Suite 200		
<u>City/State/Zip:</u>	St Louis, MO 63122		
<u>Phone:</u>	(800) 495-8880		
<u>Fax:</u>	(314) 981-7501		
<u>Email:</u>	CES_Communications@CenterPointEnergy.com		

2. **Agreement Scope.** This Agreement governs all transactions between Buyer and Seller as more specifically set forth in any Transaction Confirmation (each, a "Transaction") entered into during the Term for the purchase by Buyer of natural gas from Seller for the Buyer's facilities specified in the "Facilities List" as agreed to by the parties (each a "Facility"). During the Term, Seller agrees to sell and deliver, and Buyer agrees to receive and purchase, natural gas in accordance with the terms of each Transaction and this Agreement. Any amendments to this Agreement shall be in a separate writing entitled "Special Provisions" and signed by both parties hereto.

3. **Agreement Term.** This Agreement shall be in effect from the Effective Date until the expiration of the latest Initial Period or any applicable Renewal Period, as designated in a Transaction Confirmation, or such shorter period as provided herein (the "Term"). If at any time there is no Transaction Confirmation in effect, this Agreement may be terminated by either party upon 30 days' prior written notice to the other party. If this Agreement is terminated due to an Event of Default (as provided in Section 8 hereof), all Transactions then in effect shall terminate concurrently with this Agreement's termination.

4. **Transaction Confirmations.** Seller shall send a written confirmation of the terms (including price, quantity, Delivery Point and delivery obligation) of each Transaction (a "Transaction Confirmation") to Buyer as soon as practical after the terms of the Transaction are agreed to. Each Transaction Confirmation shall specify the Initial Period and any Renewal Period that the Transaction will be in effect (collectively, the "Delivery Period"). A Transaction Confirmation does not require Buyer's execution to become effective. If Buyer fails to dispute a Transaction Confirmation in writing to Seller within two business days after it is received by Buyer, such Transaction Confirmation shall be deemed to correctly reflect their agreement with regard to the Transaction terms set out therein, absent manifest error, and automatically becomes effective and a part of this Agreement. Buyer and Seller agree not to contest any such Transaction Confirmation based on the statute of frauds or any law requiring contracts to be in writing and signed by the party against which enforcement is sought. Except with respect to Section 1 of this Agreement, in the event of a conflict between the terms of this Agreement, as amended by the Special Provisions, if any, and an effective Transaction Confirmation, the latter shall control with respect to that Transaction.

Agreement No: 804444

5. **Price.** Buyer agrees to pay Seller for natural gas at the prices set out in each Transaction Confirmation, which shall specify the price for the natural gas to be furnished by Seller thereunder (the "Natural Gas Price") and any additional fees specified therein. If the Transaction Confirmation does not specify that a Renewal Period applies, and Seller continues to provide and Buyer continues to accept natural gas after the expiration of the Delivery Period specified therein, then such Transaction Confirmation shall automatically be extended on a month-to-month basis, except that the Natural Gas Price Buyer shall pay for those deliveries shall be the then-current monthly market price for natural gas in the geographic area where the applicable Delivery Point is located, as determined in good faith by Seller (the "Market Price").

6. **Invoicing and Payment.** Seller shall invoice Buyer on a monthly basis for natural gas sold to Buyer. Buyer shall remit in full to Seller the invoice amount within 15 days of the invoice date (the "Payment Due Date"); provided, however, that if the Payment Due Date falls on a weekend or holiday, the Payment Due Date shall be the following business day. If Buyer, in good faith, disputes the invoice amount, Buyer shall pay the undisputed amount of the invoice and provide documentation to support the disputed amount. If Buyer fails to pay any undisputed invoiced amounts or provide documentation to support any disputed invoiced amounts by the Payment Due Date, Seller may charge and collect from Buyer, in accordance with applicable law, a late fee equal to the lesser of one and one-half percent (1½%) of the outstanding balance per month or the maximum interest rate allowed by law. Buyer agrees to pay Seller for all costs and expenses incurred by Seller (including reasonable attorney fees) to collect amounts due and owing hereunder. Buyer shall be responsible for and will pay all taxes and assessments assessed against the natural gas being sold to Buyer (including any gas revenue or franchise tax). If Buyer is entitled to a tax exemption, it is Buyer's responsibility to provide Seller with any necessary documentation of such. All invoices and associated payments are final unless either party disputes the accuracy of such invoice(s) or payment(s) in writing, with adequate documentation, within two (2) years after the invoice date.

7. **Measurement.** The amount invoiced for any natural gas supplies provided by Seller to a Delivery Point shall be based on the actual quantity of natural gas delivered during the relevant invoice period as measured by the local utility providing natural gas distribution service (the "Utility") or, if no Utility is involved in the delivery of those supplies, the pipeline company transporting the natural gas (the "Pipeline"). Although either Buyer or Seller can contest those measurements, the Utility's or Pipeline's ultimate determination will be final and binding. In the event the Utility or Pipeline, as the case may be, is unable to provide Seller with such measurements before Seller's invoice date, the quantity of gas delivered for that invoice period will be estimated by Seller, and this invoiced quantity will then be adjusted to the actually delivered quantity on the following month's invoice or as soon as practicable thereafter. Fixed price transactions will be deemed to be the first volumes through the meter in date order with the earliest Transaction first, followed by index price and Market Price Transactions, in that order.

8. **Credit Terms.** Buyer must meet Seller's creditworthiness standards at all times. Buyer hereby agrees to provide to Seller, as Seller may require from time to time, sufficient information to enable Seller to determine Buyer's creditworthiness including, but not limited to, financial statements, trade references, and Utility credit history. If at any time during the Term Buyer does not meet Seller's creditworthiness standards, Seller may require that Buyer provide sufficient credit support for Buyer's payment obligations under this Agreement, in the form and amount, and for a term, all as reasonably acceptable to Seller. Buyer hereby authorizes Seller to obtain Buyer's usage data and credit history from the Utility or any other third party, and hereby appoints Seller as its limited agent solely for the purpose of obtaining such usage data and credit history, to the extent such agency authority is necessary.

9. **Events of Default.** Except as otherwise set forth in this Section, either party may terminate a Transaction upon notice and without liability to the other party if such other party is in material breach of the terms thereof and fails to cure such breach within 30 days after receiving notice of breach from the non-breaching party. Notwithstanding the foregoing, in addition to any and all other rights and remedies allowed by law, Seller shall have the right, at its sole election and upon written notice to Buyer, to immediately and without liability (a) withhold and/or suspend the delivery of natural gas to Buyer or (b) terminate this Agreement, in either case upon the occurrence of any of the following events (each an "Event of Default"): (i) Buyer terminates or notifies Seller of Buyer's intent to terminate a Transaction then in effect prior to expiration of the Delivery Period applicable thereto for any reason other than Seller's breach thereof or as allowed in Section 14 hereof; (ii) Buyer fails to pay any amount due to Seller under this Agreement on or before the second business day following Seller's delivery of notice to Buyer that such payment is past due; (iii) Buyer files or has filed against it a petition for relief under the United States Bankruptcy Code or similar state law for the protection of creditors; or (iv) Buyer fails to provide credit support in accordance with Seller's request under Section 8 hereof.

10. **Liquidation of Damages.** If any Transaction is terminated before the end of its Delivery Period by either party for any reason, including any termination pursuant to Section 14 hereof, the remaining quantities of natural gas contracted for thereunder (the "Liquidated Quantities") shall be liquidated by Seller. For purposes of this Section, the liquidated value of the Liquidated Quantities (the "Liquidated Value") shall equal the difference between (a) the Natural Gas Price specified in the relevant Transaction Confirmation applicable to the Liquidated Quantities, and (b) the Market Price applicable to the Liquidated Quantities. The Liquidated Value, either positive or negative, shall be included on Seller's next invoice to Buyer. In addition, if Seller terminates or suspends delivery of natural gas for an Event of Default by Buyer, Buyer shall indemnify Seller for any and all costs and penalties imposed on Seller by the Pipeline or Utility as a result of such suspension or termination.

11. **Utility Qualification.** Buyer acknowledges and agrees that Seller's duty to provide natural gas under any Transaction Confirmation that would require the use of Utility facilities is contingent on the applicable Buyer Facility qualifying for the Utility's appropriate rate schedule that would permit the use of the Utility's facilities for delivering the natural gas to that Buyer Facility.

Agreement No: 604444

12. Title and Disclaimer of Implied Warranties. Title to and risk of loss for natural gas supplies purchased by Buyer from Seller under this Agreement will pass to Buyer at the Delivery Point specified in a Transaction Confirmation where Seller is to deliver the natural gas purchased by Buyer thereunder. Seller agrees to indemnify Buyer and save it harmless from all losses, liabilities or claims including reasonable attorneys' fees and costs of court ("Claims"), from any and all persons, arising from or out of claims of title, personal injury including any wrongful death action, or property damage from natural gas or other charges thereon which attach before title passes to Buyer. Buyer agrees to indemnify Seller and save it harmless from all Claims, from any and all persons, arising from or out of claims regarding payment, personal injury including any wrongful death action, or property damage from sold natural gas or other charges thereon which attach after title passes to Buyer. Seller warrants that it will have the right to convey and will convey good and marketable title to all natural gas delivered to Buyer hereunder, free and clear of all liens, encumbrances and claims. **EXCEPT AS PROVIDED IN THIS SECTION, ALL OTHER WARRANTIES, EXPRESS OR IMPLIED, INCLUDING ANY IMPLIED WARRANTIES OF MERCHANTABILITY OR FITNESS FOR ANY PARTICULAR PURPOSE, ARE HEREBY EXPRESSLY DISCLAIMED.**

13. Assignment. Buyer may not assign this Agreement without Seller's prior written consent, which consent shall not be unreasonably withheld, conditioned or delayed. This Agreement will be binding on the parties' respective successors and assigns.

14. Force Majeure. Except for Buyer's payment obligations for natural gas received from Seller, the failure of a party to perform an obligation under this Agreement shall not be a breach of this Agreement to the extent such failure results from acts of God (including fires, hurricanes, earthquakes, tornadoes, flooding, severe thunderstorms or similar natural occurrences), war, riots and civil insurrection, states of emergency, governmental action, the acts or omissions of third parties (including such acts or omissions that result in the curtailment or unavailability of capacity on the Utility's or Pipeline's system), or similar occurrences beyond the reasonable control of a party. A party that is unable to perform as a result of such an occurrence shall immediately notify the other party of such occurrence and use reasonable efforts to resume performance as soon as practicable, but if performance is not resumed within 30 days despite such reasonable efforts, either party may terminate the affected Transaction(s) without liability upon notice. Notwithstanding anything herein to the contrary, Seller may terminate a Transaction without liability at any time during its Delivery Period upon 30 days' prior notice to Buyer if changes to laws, regulations or the tariffs of the Utility or Pipeline are enacted that materially affect Seller's ability to provide natural gas thereunder.

15. Limitation of Liability. Each party's liability to the other party for breach of this Agreement shall be limited to the Liquidated Value amount determined in accordance with Section 10 hereof, and for all other claims arising from a party's performance under this Agreement, whether based in tort or otherwise, a party's liability to the other party shall be limited to direct actual damages. Neither party will be liable to the other for consequential, incidental, punitive, exemplary or indirect damages.

16. Forward Contract. The parties hereto agree that any Transaction performed under this Agreement constitutes a "forward contract" within the meaning of the United States Bankruptcy Code and that Seller is a "forward contract merchant" within the meaning of the United States Bankruptcy Code.

17. Miscellaneous. This Agreement and its terms are considered confidential by each party hereto and may not be disclosed to third parties except to the extent disclosure is necessary for its implementation or otherwise required by law. No waiver or forbearance of any provision of this Agreement shall be held to be a waiver or require forbearance in the future. Any portion of this Agreement which may be deemed to be unenforceable or illegal shall not affect the enforceability or legality of its remaining terms and conditions. This Agreement shall not be construed as creating any third party beneficiaries hereof.

18. Entire Agreement. This Agreement, including the Special Provisions and other attachments, if any, hereto and all Transaction Confirmations in effect hereunder during the Term, all of which are incorporated herein in their entirety and made a part hereof, constitutes the entire agreement between Buyer and Seller regarding the subject matter herein, superseding any and all prior written or oral agreements and promises. This Agreement cannot be amended except as stated in Section 2 hereof. By entering into this Agreement, neither party hereto is obligated to enter into any Transactions hereunder.

By signing below, each individual warrants that he/she is authorized to sign this Agreement on behalf of the party for which it was executed.

Seller: CenterPoint Energy Services, Inc.

Buyer: Putnam County CUSD 538

By: Blake Bastien

By: Jay K. Ma Cracker

Print Name: Blake Bastien

Print Name: Jay K. Ma Cracker

Title: Regional Sales Director

Title: Superintendent



### Facilities List

Facilities List Number: 3455  
 Gas Sales Agreement Number: 604444

Date: 11/04/2013

This Facilities List amends and is attached to Buyer's current Gas Sales Agreement, No. 604444 and supersedes any applicable, previous Facilities List number 3455.

Facility Name	Account Number	Meter Number	Address	City	State	Utility/ Pipeline
Putnam County CUSD 535 - 1	08874-74007		402 E. Silverspoon Ave.	Granville	IL	Ameren - IL
Putnam County CUSD 535 - 2	62705-10008		326 S. 5th Street	Hennepin	IL	Ameren - IL
Putnam County CUSD 535 - 3	9267704005		N 350th Road	McNabb	IL	Ameren - IL
Putnam County CUSD 535 - 4	29100-40046		400 E. Silverspoon Ave	Granville	IL	Ameren - IL

NOTICE: The locations served on this Facilities List are deemed accurate unless factually disputed in writing within two (2) Business Days of receipt, unless otherwise specified in the Agreement. Account and Meter Numbers are accurate as of the Date listed above, and may be modified by Utility/Pipeline.



**Transaction Confirmation  
Index Price**

Transaction Confirmation Number: 604446  
Gas Sales Agreement Number: 604444

Date: 11/04/2013

This Transaction Confirmation sets forth the terms of the Transaction agreed to under Gas Sales Agreement, No. 604444 (the "Agreement"). Capitalized terms used and not otherwise defined in this Transaction Confirmation shall have the respective meanings ascribed to such terms in the Agreement. The terms of this Transaction Confirmation are binding on both Buyer and Seller unless disputed in writing within 2 business days of receipt.

<b>Seller:</b>	CenterPoint Energy Services, Inc.	<b>Buyer:</b>	Putnam County CUSD 636
<b>Address:</b>	470 N. Kirkwood Rd. Suite 200	<b>Address:</b>	400 E. Silverspoon Ave
<b>City/State:</b>	St Louis, MO 63122	<b>City/State:</b>	Granville, IL 61326
<b>Attention:</b>	Eric Nussbaum	<b>Contact:</b>	Jay McCracken
<b>Phone:</b>	(314)-981-7384	<b>Phone:</b>	(615) 882-2800
<b>Fax:</b>	(314)-981-7501	<b>Fax:</b>	(615) 882-2802
<b>Email:</b>	bryan.nussbaum@centerpointenergy.com	<b>Email:</b>	
<b>Account #'s:</b>	Per Buyer's Facilities List Number 3455		

**Contract Price and Volume Commitment** NGL's Bidweek Survey, "Midwest, Chicago Citygate" Index plus \$0.27/MMBtu for full requirements.

<b>Additional Fees:</b>	Applicable Taxes
	Utility Transportation: passed through at cost
<b>Agency:</b>	Buyer hereby appoints Seller to act as its limited agent for the following purposes, as deemed applicable by Seller to its performance of a Transaction: (a) making nominations to any Utility or Pipeline on Buyer's behalf; and (b) executing documents on Buyer's behalf as deemed necessary by Seller to provide natural gas to Buyer. Seller will provide Pipeline and/or Utility transport bill consolidation services to Buyer. Seller's invoice shall include Seller's charges and applicable Pipeline and/or Utility charges. Seller may terminate this bill consolidation service at any time based upon Buyer's payment history and/or credit standing.
<b>Initial Period:</b>	This Transaction Confirmation shall be in effect starting 05/01/2014 and will continue for 12 months ("Initial Period"), unless otherwise terminated in accordance with Section 3 of the Agreement.
<b>Renewal Period:</b>	This Transaction Confirmation shall be in effect for the Initial Period set forth above, and will automatically renew or extend for successive 12 month periods (each a "Renewal Period") unless either party terminates this Transaction Confirmation by providing the other party with written notice at least 90 days prior to the end of the Initial Period or any Renewal Period, as applicable, or otherwise terminated in accordance with Section 3 of the Agreement.
<b>Delivery Point:</b>	Utility Citygate - Ameren - IL
<b>Delivery Obligation:</b>	The delivery will be firm.

Seller: CenterPoint Energy Services, Inc.

Buyer: Putnam County CUSD 636

By: Blake Bastien

By: Jay K. McCracken

Print Name: Blake Bastien

Print Name: Jay K. McCracken

Title: Regional Sales Director

Title: Superintendent





Phyllis Glazier, Regional Superintendent  
Marshall Putnam Woodford Regional Office of Education

[Home](#) [Logout](#)

[Home](#) :: [View Report](#)

**This notice was released to the superintendent and facilities manager on 2014-01-31.**

[Done](#) [Print](#)

School Name	Inspection Date	Status
Putnam Co Elem Sch-Hennepin	2013-09-05	B - Making Acceptable Progress
Putnam County High School	2013-09-05	B - Making Acceptable Progress
Putnam County Jr High School	2013-09-05	B - Making Acceptable Progress
Putnam County Primary	2013-09-05	B - Making Acceptable Progress

[Done](#)

# Robbins Schwartz

## Memo

To: School District Clients

From: Robbins Schwartz

Date: January 16, 2014

Re: Hourly Rates of Legal Services

---

With rising overhead, costs and expenses, Robbins Schwartz finds it necessary to increase the ranges of our hourly rates by \$5.00 starting January 1, 2014 for our School District clients. Even with this rate increase we believe that our rates continue to be extremely competitive.

**Retainer Clients:** The range of rates for attorneys' services performed after January 1, 2014, will increase from \$180–\$230 per hour to \$185–\$235 per hour (depending on the experience of the attorney performing the work) and paralegal services will be billed at a range of \$115–\$125 per hour. (Please see the attached schedule.) The monthly retainer will not be changed or increased. Retainer clients will continue to take advantage of lower billing rates for attorney and paralegal time.

**Non-Retainer Clients:** The rates for attorneys' services performed after January 1, 2014 will increase from \$190–\$240 per hour, to \$195–\$245 per hour (again, depending on the experience of the attorney performing the work) and paralegal services will be billed at a range of \$125–\$135 per hour. (Please see the attached schedule.)

Please contact us with any questions or concerns you may have. We appreciate the opportunity to continue to work together and we thank you for your business.

School Districts

CLIENT	PARTNERS	CATEGORY 4	CATEGORY 3	CATEGORY 2	CATEGORY 1	PARALEGAL 2	PARALEGAL 1
<b>School Districts</b>							
Retainer	RG06 NRG	\$235	\$230	\$220	\$215	\$185	\$115
Non-Retainer	6	\$245	\$240	\$230	\$220	\$195	\$125
							\$135

February 13, 2014

To: Mr. Peterson, Mr. McCracken, and the Board of Education

I would like to inform you of my resignation from Putnam County High School effective at the end of the 2013-2014 school year. Due to a recent opportunity for my husband, our family will be moving away from this area.

I would like to thank all of you for giving me this opportunity to work in this district these past seven years. I have truly enjoyed my time here and have seen such progress made in that time. I will truly miss the students, staff, and administration and all the opportunities that I have been given.

Please let me know if there is anything that I can do to assist in the transition to a new teacher. I will provide support in any way that I am capable.

Thank you again.

Sincerely,

A handwritten signature in black ink that reads "Kelli Davis". The signature is written in a cursive style with a large initial "K" and "D".

Kelli Davis  
Mathematics Teacher  
PCHS

**Recommendation to Accept the Resignation of Kelli Davis as High School Mathematics Teacher**

**As superintendent, I recommend accepting with regret the resignation of Kelly Davis as a high school math teacher.**

**Rationale**

**Kelli Davis has served our district and her students very well during her time in at Putnam County High School.**

**District Goal**

**Improve communication among all stakeholders in the Putnam County School District and communities.**

### **Recommendation to Rehire Administrators and Non-Union Personnel**

**As superintendent, I recommend rehiring our four district principals and our non-union personnel. I further recommend that any possible raises be considered later in the fiscal year.**

### **Rationale**

**The evaluation process will be completed before March 1 for all principals in the district, as required by the PERA statute. The principals are meeting or exceeding their goals, and I do not anticipate any changes in their final evaluation rating when the evaluation process is completed before March 1.**

### **District Goal**

**Demonstrate increased academic achievement for all students.**

Administrators

Bob Peterson

Carl Carlson

Mike Olson

Ronda Cross

Non-Union Personnel

Brandy Baele

Patricia Both

Maria Mignone

Janet Schennum

Megan Goetz

Doug Smith

Ann Lamboley

Pam Ellena