



**Meeting the challenge, Exceeding expectations  
and Continuing our legacy of excellence**

Board of Education Special Meeting  
Monday, April 26, 2021 7:00 AM  
Conference Room, 520 East 9th Street, Imperial, NE 69033  
Posted Locations:

Imperial Republican

Posted Date: **11/05/2020**

- I. CALL MEETING TO ORDER
- II. APPROVAL OF AGENDA AND CHANGES TO AGENDA
- III. PUBLIC COMMENT
- IV. ACTION ITEMS
  - IV.1. Discuss, consider and take necessary action concerning the purchase of buses for the '21-'22 school year.
- V. ADJOURN

---

Board President

---

Board Secretary

Mr. Rex Felker - Transportation Director  
Chase County Schools  
520 East 9th Street | P.O. Box #577  
Imperial, Nebraska 69033

*Next  
lowest price  
with discount  
and delete  
Racks*

Dear Mr. Felker,

Please see the attached pricing for a selection of different buses. I want to thank you on behalf of Nebraska/Central Equipment, Inc. for the opportunity to supply your district's upcoming transportation needs.

- Blue Bird 48 Passenger Vision - Diesel Powered: \$84,349.00
- Blue Bird 48 Passenger Vision - Gasoline Powered: \$79,925.00
- Blue Bird 59 Passenger Vision - Diesel Powered: \$85,825.00
- Blue Bird 59 Passenger Vision - Gasoline Powered: \$81,465.00
- Micro Bird 14 Passenger MB-II - Gasoline Powered: \$65,595.00
- Micro Bird 14 Passenger MB-II - Gasoline Powered: \$67,895.00

*- 1,000.00  
pay 800.00  
\$81,549  
each*

**Buy more than 1 bus, take \$1,000.00 off / per bus**

There is good reason why Blue Bird remains the leading manufacturer of buses. Blue Bird's tradition of quality and the service after the sale provided by Nebraska/Central Equipment, Inc. are two very important factors in the purchase of your new bus. Thank you for your continued interest in Nebraska/Central Equipment and Blue Bird. Your comments and questions are encouraged and welcomed.

Many Thanks,

*Can we have  
Racks Removed?*

*Or week  
of 52  
for school starts*

*Good  
Ref on Quality  
'Chad' Opallala School*


Tyler Cox  
General Manager  
Nebraska/Central Equipment, Inc.

*Access to  
Have free ~~Access~~  
Tech Info  
Parts -*

*I am taking Bluebird  
Training at my Expense*



NEBRASKA / CENTRAL  
EQUIPMENT, INC.  
bus sales & service





**2022 MODEL BLUE BIRD VISION  
48 PASSENGER**

Rev. 9-9-15

**Prepared Especially For:  
CHASE COUNTY SCHOOLS**

By: Tyler Cox

Date: 02/02/2021



BLUE BIRD

Distributed And Serviced  
By:  
**Nebraska/Central Equipment, Inc.**  
112 Apollo Avenue  
P O Box 3  
Alda, Nebraska 68810  
308-381-2473

Quote #: **21-15C**

## 2022 BLUE BIRD VISION EXCEEDING NEBRASKA MINIMUM STANDARDS

QUANTITY	MODEL NUMBER	WHEELBASE	HEAD ROOM	BODY LENGTH	NUMBER ROWS	KNEE SPACING	CAPACITY
ONE (1)	BBCV 2311	189"	77"	23' 11"	8	28.50"	47 STUDENT
<b>~ OVERVIEW ~</b>							
ENGINE: CUMMINS – 6.7L DIESEL POWERED, 240 HP @ 560 LB-FT							
TRANSMISSION: ALLISON 5-SPEED AUTOMATIC							
AXLES: FRONT - HENDRICKSON 10,000 LB. WITH HENDRICKSON SPRING SUSPENSION FRONT 8,500 REAR - HENDRICKSON 19,000 LB. WITH HENDRICKSON SPRING SUSPENSION REAR AXLE, 5.29							
GVWR: 27,500 lbs.							
BRAKES: MERITOR HYDRAULIC BRAKES							
ALTERNATOR: 280 AMP, AVI 160 HI OUTPUT LEECE NEVILLE							
FUEL TANK: 60 GALLON BETWEEN FRAME RAILS, RH FILL							
BATTERIES: 2 GROUP 31, 12V, 1400 CCA							
WHEELS: 10 STUD HUB PILOTTED DISC, 8.25X22.5							
TIRES: COOPER, 11R22.5, LRG, RHA FT/RHD RR							
<b>STANDARD FEATURES</b>							

- LATCHING, LOCKING BATTERY COMPARTMENT DOOR
- RETAINER ON REAR EMERGENCY DOOR
- PLYWOOD FLOOR SCREWED DOWN
- DAYTIME RUNNING LIGHTS
- 3 POINT DRIVER SEAT BELT
- 4 PIECE FLAT SHADED WINDSHEILD
- 8-WAY WARNING LIGHT SYSTEM
- STEEL FRONT AND REAR BUMPERS
- TILT/TELESCOPE STEERING WHEEL
- ELECTRONIC CRUISE CONTROL
- MANUAL, OUTWARD OPENING ENTRANCE DOOR

### Optional Features

#### ----- CHASSIS -----

- WATER HEATER PUMP
- TOW HOOKS FRONT AND REAR
- BENDIX AD-9 AIR DRYER
- BATTERY DISCONNECT SWITCH *ok No need?*
- TAILPIPE DISCHARGED UNDER BUMPER

#### ----- BODY -----

- VANDAL LOCKS
- EXTENDED SEAT RAIL
- WINDSHEILD GRIP HANDLES
- COWL STEP
- 50K BTU STEPWELL HEATER
- 80K BTU MIDSHIP HEATER
- 80K BTU REAR HEATER

- DRIVER'S ARM RESTS
- HEATED REARVIEW MIRROR w/ TIMER
- DASH GLOVE BOX

----- ELECTRICAL -----

- LATCHING NOISE SUPPRESSION SWITCH
- RADIO AM/FM/MP3/BT w/ PA SYSTEM
- STROBE LIGHT
- 8 SPEAKER DELUXE STEREO
- 112 DB BACKING HORN
- CIRCUIT PROTECTION BREAKERS

----- PAINT -----

- 3M GRADE REFLECTIVE PACKAGE
- EXTERIOR NATIONAL SCHOOL BUS YELLOW
- INTERIOR PAINTED WHITE
- BLUE BIRD LOGO PAINTED BLACK
- NEW CHASSIS STYLE, PAINTED BLACK AND SILVER

----- SEATS -----

- FIREBLOCK GRAY VINYL SEATING
- NATIONAL AIR RIDE DRIVER'S SEAT w/ HEAT
- DRIVER'S ARM RESTS
- SEAT BELT CUTTER
- SHOULDER PADS
- MODESTY PANELS BENEATH BARRIERS
- FIREBLOCK VINYL BARRIERS

----- ACCESSORIES -----

- MUD FLAPS FRONT AND REAR
- FIRE EXTINGUISHER
- TRIANGULAR WARNING DEVICES
- FIRST AID KIT
- BODY FLUID KIT
- CUP HOLDER

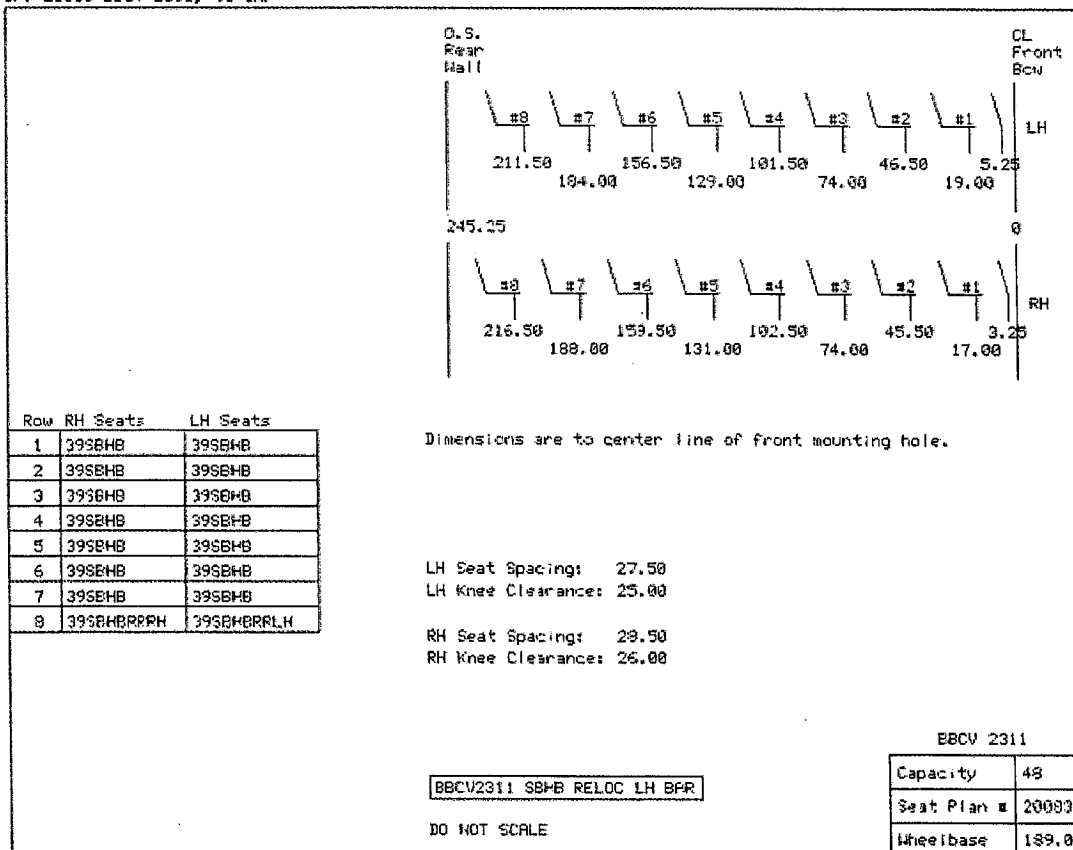
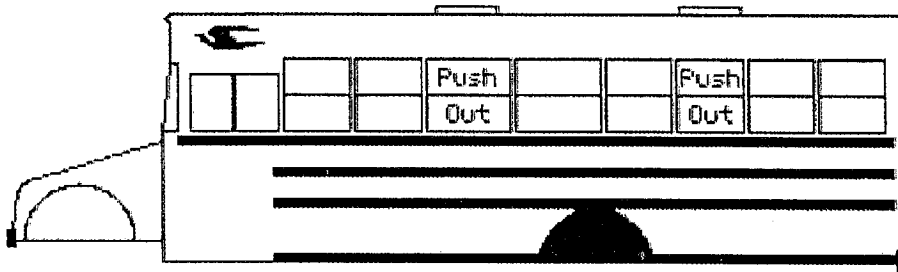
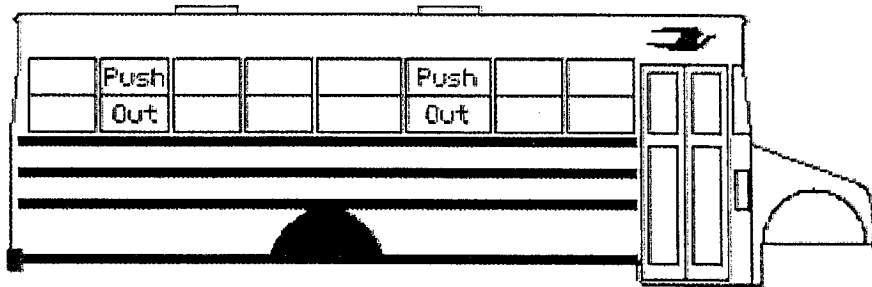
----- INTERIOR -----

- ALUMINUM FLOOR TRIM
- SOUND DEADENING SPRAY
- AUXILARY FAN UPPER RIGHT AND UPPER LEFT
- PARCEL RACKS
- ADJUSTABLE DRIVER'S VISOR
- BLACK RUBBER FLOOR

----- EXTERIOR -----

- RUBBER FENDERS OVER REAR WHEEL WELLS
- WIPER BLADES ALL WEATHER, 18IN

*Condolor  
Remove?*



**BODY, OPTIONS AND CHASSIS \$ 84,349.00**

LESS TRADE-IN ALLOWANCE \$ N/A

**YOUR NET PURCHASE PRICE \$ 84,349.00 – pricing valid for 60 days**

*\*DELIVERY CHARGE F.O.B. CUSTOMER LOCATION\* \$250.00*

**PREPAYMENT OPTIONS:**

100%: \$ 84,349.00 Prepayment Discount, Deduct..... < \$ 800.00 >

**OPTIONAL EQUIPMENT:**

- 1) v
- 2) v
- 3) v
- 4) v
- 5) v
- 6) v

<p>ACCEPTANCE FOR:</p>  <p style="text-align: center;">SCHOOL OR ORGANIZATION</p> <p>BY: _____</p> <p>TITLE: _____</p> <p>DATE: _____</p>	<p>BY: <u>Tyler Cox</u></p> <hr/> <p>DATE: <u>02/02/2021</u></p> <hr/> <p><b>ESTIMATED COMPLETION DATE: 90-120 DAYS</b>  <b>ADD 30 EXTRA DAYS FOR AIR CONDITIONING</b> <i>DD</i></p>
---	--

ALL RESPONSIBILITIES OF OWNERSHIP AND LIABILITY ARE TRANSFERRED TO CUSTOMER AT DELIVERY ~ TERMS: NET CASH ON DELIVERY





Rex Felker <rfelker@chasecountyschools.org>

## Update School Bus Proposals: Chase County

1 message

*Higest*

**Corey Sundberg** <csundberg@truckcentercompanies.com>

Fri, Apr 9, 2021 at 1:25 PM

To: Adam Lambert <adamlambert@chasecountyschools.org>, Troy Hauxwell <thauxwell@chasecountyschools.org>, Rex Felker <rfelker@chasecountyschools.org>

Attached are the updated proposals for the school buses. The price of a metric ton of steel on the board of trade has went from approximately \$400.00 in August of 2020 to currently over \$1300.00 (tripled in price).

A couple highlights to keep in mind:

-The Thomas C2 school bus comes standard with a 3 Year/50,000 mile bumper to bumper warranty....all other bus makes start dropping off after 1 year.

-ZONAR is included as standard equipment: provides for FREE access to Detroit Virtual Technician or Cummins Diagnostics for the lifetime of the engine warranty (see attached). Also FREE 24 hour access to Truck Center Companies CX Department for technical information and assistance. (see attached).

Thanks Again and look forward to doing business with the Chase County School District....

### Corey Sundberg

Thomas Bus Sales - Nebraska

Truck Center Companies

308-379-1446 cell

[csundberg@truckcentercompanies.com](mailto:csundberg@truckcentercompanies.com)

[www.truckcentercompanies.com](http://www.truckcentercompanies.com)

<https://thomasbuiltbuses.com>



**From:** Rex Felker <rfelker@chasecountyschools.org>

**Sent:** Thursday, April 8, 2021 4:42 PM

To: Corey Sundberg <[csundberg@truckcentercompanies.com](mailto:csundberg@truckcentercompanies.com)>  
Subject: EPA rebate confirmation

**CAUTION:** This email originated from outside of the organization. Do not click links or open attachments unless you recognize the sender and know the content is safe.






I just found out we got our confirmation on the EPA's rebate but I see the bids were dated in January. Did you need to amend the price on them?

thanks, sorry for the delay,

*Rex Felker | Transportation | Chase County Schools  
1110 Short Horn st | P.O.Box 577 | Imperial, Ne 69033  
(E) [rfelker@chasecountyschools.org](mailto:rfelker@chasecountyschools.org) | (C) 1-308-882-1362*

---

**5 attachments**

-  **Chase County 48 or 59 C2 (2).docx**  
60K
-  **Chase Co 14 Yellow (2).docx**  
47K
-  **Chase Co 14 White (2).docx**  
47K
-  **CumminsConnect (003).pdf**  
1826K
-  **CX\_Nationwide\_Support\_Flyer.pdf**  
936K



PROPOSAL FOR:  
CHASE COUNTY SCHOOLS

*April 9*

2022 FREIGHTLINER - THOMAS  
SAF-T-LINER C2 SCHOOL BUS  
48 or 59 Passenger Capacity w/ Maximum Seat Spacing

# 2022 FREIGHTLINER/THOMAS SAF-T-LINER C2

**PURCHASE PRICE (48 Passenger).....\$83,325.00**

**PURCHASE PRICE (59 Passenger).....\$85,540.00**

Estimated Delivery: 180-210 days from order

Add...\$495.00 if ordered after April 28, 2021

Price valid until May 27, 2021

*\$85,600*

## OPTIONAL EQUIPMENT AVAILABLE:

Remote Control Rearview Mirrors.....add...\$250.00

Heated/Air Ride Driver's Seat.....add...\$275.00

Dual Handrails at Entrance Steps.....add...\$50.00

Driver's Dash Air Conditioning.....add...\$1500.00

## ENGINE OPTIONS:

Cummins 6.7 ISB Engine in lieu of Detroit DD5

240 HP/560 Torque.....add...\$1700.00

250 HP/660 Torque.....add...\$1850.00

260 HP/660 Torque.....add...\$2250.00

*Corey Sundberg*

*04/09/2021*

-----  
Corey Sundberg

-----  
Date

**AIR INTAKE**

Donaldson PowerCore air cleaner with 32,000 mile /24 month service intervals. Air intake warmer

**AIR RESTRICTION INDICATOR**

Engine compartment mounted air restriction indicator

**ALTERNATOR**

Leece Neville 240 AMP 12 Volt pad mounted with automatic spring-loaded tensioner

**AXLES**

8,000 LB Set Back Single Front includes oil lubed hubs

17,500 LB Single Rear Axle

Magnetic rear axle drain and fill plug. Ratio 5.22 Geared to run 78 MPH

**BARRIERS**

(2) 39" barriers covered with Proform fire block and right side modesty panel.

**BATTERIES**

Dual Alliance 1500 CCA- skirt mounted battery box with slide out tray frame mounted. Battery cut-off switch included.

**BODY PANELS**

Exterior 20 gauge galvanized- Interior 22 gauge Galvalume from belt line to seat rail

**BRAKES**

Bosch hydraulic brake package, disc brakes front and rear, foot pedal actuated rear axle mounted drum parking brake

**BUMPER**

Heavy duty front swept back style matching the hood shape. Rear bumper is 1.6 times stronger than triple profile bumpers. Bumper is formed in shape of roadside guardrail and is tucked into side skirts to prevent catching. 3/16" plate steel with .5369 sq. in. section modulus.

**COOLING SYSTEM**

805 sq. in. aluminum core radiator equipped with Mylar tank for easy coolant level visibility. All radiator hoses are Gates heavy-duty hoses with constant torque spring clamps. Long life coolant protected to -40 (5 years/150, 00 miles) 25" cooling fan with 9 nylon blades with viscous fan clutch. Low coolant sensor light

**CONSTRUCTION**

Eight ply rubber body to frame insulators on each cross member. Double bolted body to frame clips. Stamped one-piece wheel wells to reduce dust and water leaks. 14 gauge Galvalume U shaped side skirt reinforcements. Two crash rails installed between interior and exterior roof panels. Roof bows extend below floor line. Interior floor bumper 2"

steel plate. Rear body 14 gauge reinforcements. Dual 16 gauge Galvaneel roof rail stringers. Closed section, box type, rear corner post design. Automotive style firewall. Header system achieves 1100 lb. push out force for each window

### **CRUISE CONTROL**

Switches dash mounted

### **DASH GAUGES**

Speedometer, Odometer, Tachometer, Hour meter, Voltmeter, Oil pressure, Fuel, Trip meter, Ammeter, Water temperature, Transmission temperature, High-low beam indicator, turn signal indicators, low coolant light, low oil pressure or high coolant temperature warning light and buzzer

### **DIAGNOSTICS**

SAE 9 pin diagnostics interface connector mounted under dash, electronic engine integral warning and derate protection system  
Dash mounted diagnostic panel for electrical system  
Multi-plex electronics

### **DRIVER'S COMMAND CENTER**

Mounted left of driver with up to 24 rocker switches with LED backlighting for electrical equipment with rheostat control switch. Side-mounted driver's storage compartment. Dual USB charging outlets for cell phone.

### **DRIVELINE**

SPL 100 Dana Spicer main drive line has computerized angle alignment. Lubed for life splines that are booted to prevent contamination from water and road debris. Iron flywheel housing.

### **ELECTRICAL SYSTEM**

12-volt system with color-coded and numbered wiring with matched weatherproof connectors. All that passes through metal is grommited. ECMs are chassis frame mounted. Automatic circuit breakers protected by solid-state technology. Switches are rocker type design and provide "Smart Switch" technology that can be repositioned without rewiring or reprogramming.

### **ENGINE**

**Detroit DD5 240 HP - 660 LB/FT torque** turbo diesel  
1000 watt block heater w/ plug in mounted in bumper, heated fuel/water separator.

### **ENTRANCE & REAR DOORS**

Toggle switch, electric operated outward opening with vandal lock system installed. Four inch header pad installed above door. 86" high clear opening. Stainless steel assist hand rail at entrance steps. Rear door is located in center rear with 32" x 23" top glass and 32" x 14" bottom glass with protective shields to keep hands and fingers away from sliding components.

**ESC**

Electronic Stability Control is a federally mandated computerized technology that improves a vehicle's stability by detecting and reducing loss of traction and skidding.

**EXHAUST**

Single right hand horizontal muffler with horizontal tail pipe

**FENDERETTES**

Mounted over rear wheel wells

**FLOOR COVERING**

Plywood floor with heavy-duty black vinyl covering. All floor seam separations sealed and covered with durable rustproofed metal stripping. Cove molding along the wall. Molded rubber wheel housing covers. Rubber covered entrance step also have white nosing installed. Entire floor is sealed with adhesives

**FRAME**

Dual C channel main frames, full length made of 5/16" x 3" x 10 1/8" steel frame 50,000 PSI, powder coated finish. Class 8 truck type 7.5 "x 33.5" reinforced cross members. Tow hooks front and rear

**FUEL TANK**

60 gallon capacity safety mounted between frame rails and behind rear axle with protective cage and rear skid plate gives added protection against damage in the event the vehicle is backed over an object. Includes hinged fuel tank door.

**GLOVE BOX & STORAGE**

Large glove box located above driver. Floor mounted clipboard and storage bin.

**HEATERS/DEFROSTER**

93,000 BTU left front heater/defroster, 53,000 BTU step well, **Dual (2) rear heaters** 84,000 BTU rear left side, 84,000 BTU mid bus. Automotive style 4-speed front heater dash vents with automotive style electronic dash mounted controls. Bergstrom booster heat pump, removable filters, shut off ball type valves. Full width ducted air for windshield, driver's window and entrance door glass. (2) Defroster fans mounted over driver's window and windshield mounted on an overhead adjustable track

**HEADROOM**

78" Interior height

**HOOD**

Sloping hood design for over the hood visibility at 11 ft. Splashguards are hood mounted for easy engine access. Grill is removable for easy serviceability and hood includes integrated plenum with two expulsion valves to remove moisture and contaminants

## **HORNS**

Dual electric with center steering wheel activation

## **INSULATION/NOISE REDUCTION PACKAGE**

1.5 "Fiberglass in ceiling, bulkheads, walls, 2" thick fire resistant thermo-bonded polyester insulation in rafter cavities, sound abatement package, and undercoating. Acoustic ceiling above driver.

## **LETTERING**

As required by Federal and State requirements in black block lettering including capacity, CHASE COUNTY SCHOOLS in 6" black letters. Unit numbers as needed. Yellow reflective striping as required by state regulations.

## **LIGHTS**

Halogen extended life headlights with daytime running lights, driver's dome light on separate switch, dual row of dome lights on separate switch with rheostat control

**LED Clearance/Marker- red/amber rear, back-up, stop/tail.**

**LED Marker/Cluster**

**LED Side mounted turn signals on fender and side panels**

Warning-halogen eight lamp warning system flush mounted., strobe light. Step well light.

## **MANUALS**

Printed operator's maintenance manual including electrical troubleshooting guide, web based service and parts access. Line set ticket

## **MIRRORS**

Rosco 7" X 10" **heated/self-defrosting** rear view mirrors; Rosco Hawkeye heated cross-over mirrors with tripod bracket. Interior 6' x 30" with rubber padded edges

## **MUD FLAPS**

HD Front and rear

## **PAINT**

Exterior painted National School Bus Yellow with black trim using lead free urethane PPG paint, interior painted light gray, undercoated chassis.

## **RADIO**

AM/FM/WB with 6 roof mounted speakers

## **ROOF HATCHES**

(2) Transpec roof hatches installed in self-sealing pre-cut panels

## **RUB RAILS**

Four (4) exterior side rub rails located at window level, seat level, floor, level, and bottom skirt. Seat rail is one piece formed to length, 14 gauge Galvalume. Sealed with

Saf-T-Bond structural adhesive.

### **SAFETY EQUIPMENT**

(2) Nebraska first aid kits, one mounted front and one at rear of bus. 5 lb chemical type fire extinguisher, moisture proof body fluid clean up kit, triangle safety kit.

### **SAFETY SOLENOID SWITCH**

Single switch for complete shutdown of all heaters and radio at railroad crossings

### **SAF-T-VUE WINDOWS**

Upper and lower pane 352 square inches, located in front of the entrance door to provide vision of the blind spot by the right front wheel without the use of a mirror.

### **SEAT/DRIVER**

National high back adjustable seat with three point retractable shoulder harness, dual armrests, and adjustable lumbar support.

### **SEAT/PASSENGER**

39" & 26" passenger seats covered with 42 oz. Proform leatherette fire block material and pivot cushion for cleaning with powder-coated frames

### **STEERING**

TRW TAS-55 with full power steering. Gear driven hydraulic pump. **Tilt steering wheel.**

### **STOP ARM**

Power electrically operated stop arm with wind guard. Highly reflective and equipped with **high intensity LED lights**. Controlled by an electric switch and door operation in conjunction with 8 lamp warning system

### **SUSPENSION**

9000 lb. taper leaf with maintenance free rubber bushings and spring wear pads  
19,000 lb. taper leaf with maintenance free rubber bushings and spring wear pads

### **TIRES**

(2) Hankook 11R22.5 front - 14 ply  
(4) Hankook 11R22.5 M/S rear - 14 ply

### **TRANSMISSION**

Allison 2500 PTS 6-speed automatic O/D with Fuel Sense

### **VENTILATOR**

Static type, non-closable

### **WHEELBASE:**

48 Passenger: 199"      59 Passenger: 238"

## **WHEELS**

22.5 x 7.5-painted black 10-hole hub piloted  
Chicago Rawhide oil wheel seals

## **WIPERS**

Bottom mounted overlapping automotive style wipe pattern

## **WINDOWS**

ABS automotive grade technology 12" high x25" wide opening split sash tempered glass.  
**All side and rear passenger windows tinted, bonded, and banded.** Four-tinted  
tempered push out windows; all interior and exterior window frames are flat black.

## **WINDSHIELD**

Automotive style one piece, bonded, and curved, slanted to reduce glare and breakage  
and provide maximum vision. The tinted safety plate laminated glass provides 3362  
square inches of windshield area.

## **WINDSHIELD WIPERS**

Electric, intermittent 5 speed heavy duty wet arm wipers. Bottom mounted overlapping  
automotive style pattern resulting in 1537 square inches of wiped windshield for safety.  
Wiper motor is accessible for service under engine hood.

## **WINTER FRONT COVER**

Snap on cover for grill in white or yellow

## **WARRANTY**

**Thomas/Freightliner comes standard with a 3 year/50,000 mile bumper to bumper  
warranty...the best in the industry!**

Base: Limited 3 year bumper to bumper

Body: Limited 5 years on body

Engine: Limited 5 year/100,000 miles

Transmission: Limited 7 years/unlimited miles

Axles: Limited 5 years/unlimited includes king pins

## **ZONAR:**

GPS equipped standard. Real-time connected diagnostics. Engine fault codes are sent  
directly to dealer and to you immediately. **FREE of charge for the lifetime of the  
engine warranty.**

**-You are going to love this service if you have never had it. Engine fault codes are  
sent directly to your computer and/or cell phone as well as the nearest dealer. Will  
tell you what the code is and necessary action to take.**



PROPOSAL FOR:  
CHASE COUNTY SCHOOLS

2022 FREIGHTLINER - THOMAS  
SAF-T-LINER C2 SCHOOL BUS  
48 or 59 Passenger Capacity w/ Maximum Seat Spacing

## 2022 FREIGHTLINER/THOMAS SAF-T-LINER C2

**PURCHASE PRICE (48 Passenger).....\$83,325.00**

**PURCHASE PRICE (59 Passenger).....\$85,540.00**

Estimated Delivery: 180-210 days from order

Add...\$495.00 if ordered after April 28, 2021

Price valid until May 27, 2021

### **OPTIONAL EQUIPMENT AVAILABLE:**

Remote Control Rearview Mirrors.....add...\$250.00

Heated/Air Ride Driver's Seat.....add...\$275.00

Dual Handrails at Entrance Steps.....add...\$50.00

Driver's Dash Air Conditioning.....add...\$1500.00

### **ENGINE OPTIONS:**

Cummins 6.7 ISB Engine in lieu of Detroit DD5

240 HP/560 Torque.....add...\$1700.00

250 HP/660 Torque.....add...\$1850.00


260 HP/660 Torque.....add...\$2250.00

*Corey Sundberg*

*04/09/2021*

-----  
Corey Sundberg

-----  
Date



*Lowest  
No Tech Info  
or Party*

# 2022 IC Bus, CE Series

47-1sp

Includes Safety-Star Premium Package

LED Ext Light Package

Many other options included

**\$83,600.00**

Sales Proposal For:

**Chase County Schools**

Presented By:

**CORNHUSKER INTERNATIONAL TRUCKS, INC**

February 21, 2021

**Prepared For:**  
Chase County Schools  
Rex Felker  
520 E 9th St.  
Imperial, NE 69033-3138  
(308)882 - 4304  
Reference ID: N/A

**Presented By:**  
CORNHUSKER INTERNATIONAL TRUCKS, INC  
Russell Folts  
3131 CORNHUSKER HIGHWAY  
LINCOLN NE 68504 -  
(402)466-8461

Thank you for the opportunity to provide you with the following quotation on a new IC Corporation vehicle. I am sure the following detailed specification will meet your operational requirements, and I look forward to serving your business needs.

**Model Profile**  
**2022 INTEGRATED CE S BUS (PB105)**

<b>APPLICATION:</b>	School Transportation
<b>MISSION:</b>	Requested GVWR: 25999. Calc. GVWR: 27800 Calc. Start / Grade Ability: 31.55% / 2.22% @ 55 MPH Calc. Geared Speed: 79.3 MPH
<b>DIMENSION:</b>	Wheelbase: 217.00, CA: N/A, Axle to Frame: 126.00
<b>ENGINE, DIESEL:</b>	{Cummins B6.7 240} EPA 2021, 240HP @ 2400 RPM, 560 lb-ft Torque @ 1600 RPM, 2600 RPM Governed Speed, 240 Peak HP (Max), School Bus Only
<b>TRANSMISSION, AUTOMATIC:</b>	{Allison 2500 PTS} 5th Generation Controls, Wide Ratio, 6-Speed with Double Overdrive, Less PTO Provision, Less Retarder, with 33,000-lb GVW and GCW Max, School Bus
<b>CLUTCH:</b>	Omit Item (Clutch & Control)
<b>AXLE, FRONT NON-DRIVING:</b>	{Dana Spicer D-800F} I-Beam Type, 8,000-lb Capacity
<b>AXLE, REAR, SINGLE:</b>	{Dana Spicer 19060S} Single Reduction, 19,800-lb Capacity, 190 Wheel Ends Gear Ratio: 6.17
<b>TIRE, FRONT:</b>	(2) 11R22.5 Load Range H AH37 (HANKOOK), 499 rev/mile, 75 MPH, All-Position
<b>TIRE, REAR:</b>	(4) 11R22.5 Load Range G DH37 (HANKOOK), 498 rev/mile, 75 MPH, Drive
<b>SUSPENSION, REAR, SINGLE:</b>	19,800-lb Capacity, Two Stage Vari-Rate Springs
<b>PAINT:</b>	Cab schematic 100NB Location 1: 4421, School Bus Yellow (Std) Chassis schematic N/A

Vehicle Specifications  
2022 INTEGRATED CE S BUS (PB105)

February 21, 2021

Description

Base Chassis, Model INTEGRATED CE S BUS with 217.00 Wheelbase, N/A CA, and 126.00 Axle to Frame.

**BODY PLANS**

---

BODY, BUS Conventional; 78" Headroom, 26'8" Body Length, +9 Section Front and Rear, 47 Passenger, 217/218 WB

BODY PLAN, NON-SPECIAL NEEDS See BP

BODY PLAN, APPROVED VARIATION Number 035

**ENGINE**

---

ENGINE, DIESEL {Cummins B6.7 240} EPA 2021, 240HP @ 2400 RPM, 560 lb-ft Torque @ 1600 RPM, 2600 RPM Governed Speed, 240 Peak HP (Max), School Bus Only

RADIATOR Aluminum, 2-Row, Cross Flow, Over Under System, 717 SqIn Louvered, with 313 SqIn Charge Air Cooler, Includes In-Tank Oil Cooler

Includes

: DEAERATION SYSTEM with Surge Tank

: HOSE CLAMPS, RADIATOR HOSES Gates Shrink Band Type; Thermoplastic Coolant Hose Clamps

: RADIATOR HOSES Premium, Rubber

FAN DRIVE {Borg-Warner SA85} Viscous Type, Screw On

Includes

: FAN Nylon

AIR CLEANER with Service Protection Element

Includes

: GAUGE, AIR CLEANER RESTRICTION Air Cleaner Mounted

ANTI-FREEZE Red, Extended Life Coolant; To -40 Degrees F/ -40 Degrees C, Freeze Protection

BLOCK HEATER, ENGINE {Phillips} 120V/750W, for Cummins ISB/B6.7 Engines

CRUISE CONTROL Electronic

EMISSION COMPLIANCE Federal, Does Not Comply with California Clean Air Idle Regulations

FEDERAL EMISSIONS {Cummins B6.7} EPA, OBD and GHG Certified for Calendar Year 2021

GOVERNOR Electronic Road Speed Type; for Electronic Engines and Bus Models; with 55 MPH Default

THROTTLE, HAND CONTROL Electronic

**TRANSMISSION**

---

TRANSMISSION, AUTOMATIC {Allison 2500 PTS} 5th Generation Controls, Wide Ratio, 6-Speed with Double Overdrive, Less PTO Provision, Less Retarder, with 33,000-lb GVW and GCW Max, School Bus

Includes

: OIL FILTER, TRANSMISSION Mounted on Transmission

: TRANSMISSION OIL PAN Magnet in Oil Pan

SHIFT CONTROL PARAMETERS {Allison} 1000 or 2000 Series Transmissions, Performance Programming

TRANSMISSION OIL Synthetic; 20 thru 28 Pints

Description  
**CLUTCH**

---

CLUTCH Omit Item (Clutch & Control)

**REAR AXLES, SUSPENSIONS**

---

AXLE, REAR, SINGLE {Dana Spicer 19060S} Single Reduction, 19,800-lb Capacity, 190 Wheel Ends . Gear Ratio: 6.17

Includes

: REAR AXLE DRAIN PLUG (1) Magnetic, For Single Rear Axle

Notes

: The following features should be considered when calculating Rear GAWR: Rear Axles; Rear Suspension; Brake System; Brakes, Rear Air Cam; Brake Shoes, Rear; Special Rating, GAWR; Wheels; Tires.

: When Specifying Axle Ratio, Check Performance Guidelines and TCAPE for Startability and Performance

SUSPENSION, REAR, SINGLE 19,800-lb Capacity, Two Stage Vari-Rate Springs

Notes

: The following features should be considered when calculating Rear GAWR: Rear Axles; Rear Suspension; Brake System; Brakes, Rear Air Cam; Brake Shoes, Rear; Special Rating, GAWR; Wheels; Tires.

SHOCK ABSORBERS, REAR (2)

**FRONT AXLES**

---

AXLE, FRONT NON-DRIVING {Dana Spicer D-800F} I-Beam Type, 8,000-lb Capacity

Includes

: AXLE, FRONT SQUARING to Plus or Minus .015 Inch, using a Special Fixture to Assure Parallelism of Springs

Notes

: The following features should be considered when calculating Front GAWR: Front Axles; Front Suspension; Brake System; Brakes, Front Air Cam; Wheels; Tires.

**FRONT SUSPENSIONS**

---

SUSPENSION, FRONT, SPRING Parabolic Taper Leaf, Shackle Type, 8,000-lb Capacity, with Shock Absorbers

Includes

: SPRING PINS Bolt and Nut Type

Notes

: The following features should be considered when calculating Front GAWR: Front Axles; Front Suspension; Brake System; Brakes, Front Air Cam; Wheels; Tires.

**CABS, COWLS, BODIES**

---

COWL Flat Back

GAUGE CLUSTER English with English Electronic Speedometer

Includes

: GAUGE CLUSTER (5) Engine Oil Pressure (Electronic), Water Temperature (Electronic), Fuel (Electronic), Tachometer (Electronic), Voltmeter

: ODOMETER DISPLAY, Miles, Trip Miles, Engine Hours, Trip Hours, Fault Code Readout

: WARNING SYSTEM Low Fuel, Low Oil Pressure, High Engine Coolant Temp, and Low Battery Voltage (Visual and Audible)

GAUGE, DEF FLUID LEVEL

GAUGE, OIL TEMP, AUTO TRANS for Allison Transmission

IP CLUSTER DISPLAY On Board Diagnostics Display of Fault Codes in Gauge Cluster

**Description**  
**FRAMES**

---

FRAME RAILS High Strength Low Alloy Steel (50,000 PSI Yield); 10.125" x 3.062" x 0.312" (257.2mm x 77.8mm x 8.0mm); 480.1" (12195mm) Maximum OAL

Includes

: CHASSIS PAINT Chassis Painted Prior to Body Mounting  
: FRAME RAILS All holes Laser Aligned and Machine Punched, Powder Coated Prior to Full Assembly, Assembled in Fixture using "Grade 8" Bolts  
: FRAME REINFORCEMENT, SPECIAL 3.30" x 1.80" x 0.312" x 31.50" Inverted "L" in Front Shock Absorber Mounting Area

BUMPER, FRONT Contoured, Steel, Severe Duty

Includes

: BUMPER, FRONT THICKNESS 1/4 Inch

CROSSING GATE, FRONT Omit Item

Includes

: CROSSING GATE, FRONT Matches Contour of Bumper

CROSSMEMBER, REAR, AF (2)

TOW HOOK, FRONT (2) Frame Mounted

TOW HOOK, REAR (2) Mounted on Lower Rail Flange

WHEELBASE RANGE 193" (490cm) Through and Including 217" (550cm)

**BRAKES**

---

BRAKE SYSTEM, HYDRAULIC {Wabco} Split System, with Automatic Adjustment and Four Channel ABS

TRACTION CONTROL, HYDRAULIC Automatic; Hydraulic Brake System, with Electronic Stability Control

BRAKES, FRONT {Meritor Quadraulic} Hydraulic Disc Type, with Four 70mm Diameter Pistons, 12,000-lb Capacity

DUST SHIELDS, FRONT BRAKE for Hydraulic Brakes

BRAKES, REAR {Meritor Quadraulic} Hydraulic Disc Type, with Four 70mm Diameter Pistons, 21,000-lb Capacity per Axle

DUST SHIELDS, REAR BRAKE for Hydraulic Brakes

BRAKE, PARKING {Bosch} DSSA Type, 12" x 3"; for Hydraulic Brake Chassis; Foot Operated in Cab; Differential Mounted

Includes

: BRAKE, PARKING Foot Activated Parking Brake

GVWR LIMITATION FOR BUS with Hydraulic Brakes, Limited to 29,800-lbs Maximum to meet FMVSS 105 Requirements, for Conventional Bus

PARKING BRAKE INTERLOCK Parking Brake Cannot be Released until Ignition Switch is in the "ON" Position and the Service Brake Pedal is Applied, Use with Hydraulic Brake Chassis Only

**STEERING**

---

STEERING GEAR {TRW (Ross) TAS40} Power

STEERING COLUMN Tilting

STEERING WHEEL 2-Spoke, 18" Dia., Black

**DRIVELINES**

---

DRIVELINE SYSTEM {Dana Spicer} SPL100, for 4x2/6x2

Description  
**EXHAUST SYSTEMS**

---

EXHAUST SYSTEM Horizontal Aftertreatment System, Frame Mounted Under Right Rail, for Single Long Horizontal Tail Pipe  
TAIL PIPE (1) Horizontal, Long, Exits Right Side Through Bumper

**ELECTRICAL SYSTEMS**

---

ELECTRICAL SYSTEM 12-Volt, Standard Equipment

Includes

: HAZARD SWITCH Push On/Push Off, Located on Top of Steering Column Cover  
: HEADLIGHT DIMMER SWITCH Integral with Turn Signal Lever  
: MISCELLANEOUS FEATURES Modular, Loom Protected, Grommets in all Applicable Body Openings, Assembled in Computer Assisted Fixture which Verifies Continuity and Correct Assembly Prior to Installation  
: PARKING LIGHT Integral with Front Turn Signal and Rear Tail Light  
: STARTER SWITCH Electric, Key Operated  
: TURN SIGNAL FLASHER  
: TURN SIGNAL SWITCH Self-Cancelling with Lane Change Feature  
: TURN SIGNALS, FRONT Includes Reflectors; Flush Mounted  
: WINDSHIELD WIPER SWITCH 2-Speed with Wash and Intermittent Feature (5 Pre-Set Delays), Integral with Turn Signal Lever  
: WIRING, CHASSIS Color Coded and Continuously Numbered

ALTERNATOR {Leece-Neville AVI160P2007} Brush Type, 12 Volt, 210 Amp Capacity, Pad Mount

BATTERY BOX Steel, with Powder Coat Sliding Tray, 25.25" Wide, for Standard Batteries, 1-3 Battery Capacity, Mounted Left Side Behind Front Axle Perpendicular to Frame Rail

BATTERY SYSTEM {Fleetrite} Maintenance-Free, (3) 12-Volt 1980CCA Total, Top Threaded Stud

BRAKE WARNING INDICATOR Light and Audible Alarm; Parking Brake/Motion Warning System for Engaged Parking Brake

BK WARN IND,PARK BK NOT SET , Visual and Audible Alarm; Active Upon Ignition Off and Parking Brake Not Set, Reminder to Set Parking Brake

CIRCUIT BREAKERS Manual-Reset (Main Panel) SAE Type III with Trip Indicators, Replaces All Fuses

HEADLIGHT WARNING BUZZER Sounds When Head Light Switch is on and Ignition Switch is in "Off" Position

HEADLIGHTS Halogen, Composite Aero Design, with Daytime Running Lights

HORN, ELECTRIC (2) Trumpet Style, Mounted on Top of Mega-Bracket

INDICATOR, LOW COOLANT LEVEL with Audible Alarm

STARTING MOTOR {Mitsubishi Electric Automotive America 90P47} 12-Volt, with Soft-Start

**FRONT END**

---

FRONT END Tilting, Fiberglass, with Three Piece Construction

Includes

: AIR INTAKE SYSTEM Integrated Pre-Cleaning System to Enhance Air Filter Life  
: GRILLE Removable; Fiberglass Painted Hood Color  
: SPLASH SHIELD Integral with Front End Assembly

HOOD TILT ASSIST {EASY TILT} Mechanical

LOGOS EXTERIOR, ENGINE Badges

**SPEEDOMETER, TOOLS, MISC**

---

**Description**

CHASSIS PAINT Full Chassis

PAINT SCHEMATIC, PT-1 Single Color, Design 100

**Includes**

: PAINT SCHEMATIC ID LETTERS "NB"

PAINT TYPE Urethane, One or Two Colors, Other than Imron or International.

PROMOTIONAL PACKAGE 7 Year Unlimited Miles/km Warranty, Limited Time Program for Allison 2500 Series Transmission on School and Commercial Buses (Supplied directly through Allison)

**FUEL TANKS**

---

FUEL TANK Top Draw, Steel, Rectangular, 65 US Gal (246L), Includes Protective Cage, for Low Profile Fuel Filler Assembly and Vent Hosing, Mounted Between Frame Rails and Behind Rear Axle

DEF TANK 16.5 US Gal (62.5L) Capacity, Frame Mounted Outside Right Rail, Behind 0 Bow

**WHEELS, TIRES - FRONT**

---

WHEELS, FRONT {Accuride 51408} DISC; 22.5x8.25 Rims, Powder Coat Steel, 2-Hand Hole, 10-Stud, 285.75mm BC, Hub-Piloted, Flanged Nut, with Steel Hubs

(2) TIRE, FRONT 11R22.5 Load Range H AH37 (HANKOOK), 499 rev/mile, 75 MPH, All-Position

**WHEELS, TIRES - REAR**

---

WHEELS, REAR {Accuride 51408} DUAL DISC; 22.5x8.25 Rims, Powder Coat Steel, 2-Hand Hole, 10-Stud, 285.75mm BC, Hub-Piloted, Flanged Nut, with Steel Hubs

(4) TIRE, REAR 11R22.5 Load Range G DH37 (HANKOOK), 498 rev/mile, 75 MPH, Drive

**WHEELS MISC OPTIONS**

---

WHEEL SEALS, FRONT {International} Oil-Lubricated Wheel Bearings

**BODY FEATURES**

---

BUMPER, REAR Painted, 12" High, 3/16" Thick

SUPPORTS, REAR BUMPER Bolted to Frame

BODY, REAR Includes Emergency Door

**Includes**

: DOOR, REAR EMERGENCY with Concealed Hinges

: HEADER BUMPER Padded, Mounted Over Rear Door; Upholstered to Match Passenger Seat Color

BOWS, ROOF 14 ga., One Piece Construction

**Includes**

: BOWS, ROOF Positioned Floor Line to Floor Line, Threaded Through Roof Strainers and Drip Rail

FASTENERS, HEADLINER Rivets

FLOOR, BODY with Wheel Wells

HANDLE, ASSIST Windshield Side Mounted, Left and Right, Chrome

HEADLINER, BODY Conventional; 25'11"-34'11" Body Length, Perforated Full Length with Sound Insulation Full Length

Vehicle Specifications  
2022 INTEGRATED CE S BUS (PB105)

February 21, 2021

Description

LIGHT BARS Plastic

LINING, SIDE INTERIOR, LOWER Embossed Steel, Clear Coated

RAILS, WRAP-AROUND Just Below Window Line

RUB RAILS, BODY (4) Conventional; Steel, 25'2", 25'11", 26'8", 27'5" Body Length, Includes Snow Rail

Includes

: RUB RAILS Full Length, Primer Coated (Both Sides), Attached to Body without Cuts or Splices

SEALER Extra; Sidewall to Floor, In Wheel Pocket Area, and Rear Wall to Floor

SIDE SHEET, BODY, EXTERIOR Conventional, 16ga., Smooth, 25'2", 25'11", 26'8", 27'5", Body Length

SKIRT, BODY for Conventional, 14 1/2", 16ga

Includes

: SKIRT, BODY Extra Smooth Steel Supported by Floor Gussets

STEP, FRONT ENTRANCE DOOR 27 1/4" Depth; 14ga Steel, Formed Treads, Naviflex Finish

TIE DOWNS, BODY Grade 8 Bolts, Every Body Section

Includes

: TIE DOWNS, BODY with Formed Tab that Fits into Floor Structure to Prevent Turning

COVER, REAR DOOR INSIDE HANDLE Partial Coverage

DOOR, ENTRANCE, FRONT Electric, Outward Opening, with Split Pane Glass

Includes

: DOOR, ENTRANCE, FRONT Aluminum Frame with Pin Style Hinges, Ball Bearing Assisted, Interchangeable Top and Bottom Glass Lock

: LOCK, ENTRANCE DOOR With Key Switch

FASTENERS, REAR DOOR Lag Screws, Rear Door To Body

HANDLE, ASSIST, ENTRANCE DOOR Outside Entrance

HANDLE, EXTERIOR, REAR Emergency Door; Chrome

HOLD BACK, REAR DOOR Stationary, No Cables, with Plastic Cover

KEYS ALIKE, LOCKS Entrance Door, 545 Keys

LATCH, REAR DOOR One Point Slide Bar, Cam Operated, with One Inch Stroke

LOCK, REAR DOOR with Ignition Starter Interlock

HOLD DOWN, BATTERY For (2) Standard Size Batteries

INSULATION, ROOF AND SIDES 1.50", All Models

NOISE REDUCTION, DRIVER FLOOR Insulation Covering Complete Driver Floor Area

NOISE REDUCTION, ROOF BOW Conventional; Insulation, 25'2", 25'11", 26'8", 27'5" Body Lengths

UNDERCOAT, BODY Fire Resistant, Water Based, TT-C-730 Spec

Includes

: UNDERCOATING Performed Before and After Mounting on Chassis

UNDERCOAT, FLOOR/STEPWLL/SIDES for Engine Noise Reduction

BODY CERTIFICATION TAG Mylar Label

BODY TAG, METAL Capacity to Include the Total Number of Passengers

Vehicle Specifications  
2022 INTEGRATED CE S BUS (PB105)

February 21, 2021

Description

LETTERS, BATTERY COMPARTMENT (01) Decal; "Battery"; 1" Black Letters, Centered on Standard Battery Box

LETTERS, CAPACITY 2" Black Decal, (1) Place, with Bus Number, For the State of Nebraska

LETTERS, DEF, I.D. Decal; "DEF ONLY", 1" Black, on DEF Filler Door

LETTERS, DOOR, REAR Decals; "EMERGENCY DOOR", 2" Black Letters Inside and Outside

LETTERS, FUEL I.D. Decal; "DIESEL FUEL", 2" Black, Adjacent to Fuel Filler Door

LETTERS, HEADER Decal; "WATCH YOUR STEP", 1" Black, Above Windshield

LETTERS, E/E WINDOW, LEFT (2) Decal Sets, "EMERGENCY EXIT", Black Inside and Outside

LETTERS, E/E WINDOW, RIGHT (2) Decal Sets, "EMERGENCY EXIT", Black, Inside and Outside

LETTERS, SCHOOL BUS FRONT/REAR Decal; "SCHOOL BUS"; with 8" Black Reflective Letters, 3M Fluorescent Diamond Grade, Yellow On Front and Rear Cap

LETTERS, STEPWELL Decal, "WATCH YOUR STEP", 2.5" Black, Behind Door on Step Riser

LOGO, ROOF LINE Decal; Wing and Shield, First Body Section, Above Driver Window and Entrance Door Over Driver Window and Entrance Door

OPERATING INSTR, REAR Decal, Inside Rear Emergency Door

PAINT COLOR, BODY EXTERIOR 4421 School Bus Yellow

PAINT COLOR, BODY INTERIOR 9384 Spring White

PAINT COLOR, BUMPER Rear, 0001 Canyon Black

PAINT COLOR, RUB RAILS 0001 Canyon Black

PAINT FLASHER BACKGRD 0001 Canyon Black

PAINT HOOD AND FENDER To Match Body Exterior

PAINT, RUB RAIL Flange to Flange

SEAL, RUB RAILS Top Edge, All Rails

STRIPING, BUMPER (4) Decal, Non-contrasting, Front and Rear

STRIPING, E/E WINDOW, LEFT {3M} (02) Perimeter, 1" Yellow Fluorescent Diamond Grade

STRIPING, E/E WINDOW, RIGHT {3M} (02) Perimeter, 1" Yellow Fluorescent Diamond Grade

STRIPING, PERIMETER, REAR Emergency Door, Reflexite 1" Yellow Reflective

STRIPING, REAR END {3M} 2" Yellow Fluorescent Diamond Grade

STRIPING, ROOF HATCH, FRONT {3M} Decal, Perimeter, 1" Yellow Fluorescent Diamond Grade

STRIPING, ROOF HATCH, REAR {3M} Decal, Perimeter, 1" Yellow Fluorescent Diamond Grade

STRIPING, SEATLINE {3M} 2" Yellow Fluorescent Diamond Grade

WIRING DIAGRAM Schematic, Electrical

Includes

: ACCESS PANEL for Wiring Diagram Schematic Located on Body Exterior; Below Driver Window

SUB FLOOR, PLYWOOD Conventional; B-C Exterior Grade, Less Sealed Edges, 5/8", 5 Ply, for 25'2", 25'11", 26'8" or 27'5" Body Lengths

MONITOR, POST TRIP INSPECTION {Leave No Student Behind} Accessory Controlled, with Push Button Alarm Disable at Rear of Bus in Light Bar Prompts Driver to Walk to Back of Bus to Disable Alarm

SWITCH, LOCATION Steering Wheel; Includes Master Flasher, Flasher On/Off, Red Override, and Door Control

Description

Includes

: SWITCH, STEERING WHEEL, LIGHT Includes Illuminated Switches

**BODY FEATURES**

---

WINDOW, DRIVER Laminated, Clear

WINDOW, ENTRANCE DOOR, BOTTOM Laminated, Clear

WINDOW, ENTRANCE DOOR, TOP Laminated, Clear

COLOR, WINDOW FRAME, PASS Passenger Window, Natural Aluminum Finish

WINDOW, E/E, LEFT (2) Vertical Hinge

WINDOW, E/E, RIGHT (2) Vertical Hinge

WINDOW, PASSENGER, TINT Conventional; 28% Light, Laminated Glass, 78" Headroom, with 25'2", 25'11", 26'8", 27'5" Body Lengths

WINDOW, SASH (12) 27" Sections, 9"x 23" Opening

WINDOW, SASH +9 SECTIONS (4) 9" x 32 1/4" Opening

WINDOW, STOPS 12" Opening, Only with 78" Headroom

WINDSHIELD 3 Flat Pieces, 73% Light, with Band

aisle POSITION Center, for balanced seating

FLOOR COVERING, COLOR Blue

FLOOR COVERING, TRIM Aluminum

FLOOR COVERING, TYPE {Koroseal} All Body Lengths

STEP TREADS {Koroseal} Pebble White Nosing Only, with Non-Metal Backing, used with Formed Treaded Steps

WHEEL POCKET COVER Plastic, ABS

FAN, DEFOG LEFT CENTER 6.50" Diameter, Black, Mounted Left of Center Post, 2-Speed Switch in Panel

FAN, DEFOG RIGHT CENTER 6.50" Diameter, Black, Mounted Over Windshield, 15" Right of Centerline, 2-Speed Switch in Panel

HEATER CUT OFF, VALVE Ball, with Butterfly Handle

HEATER, DEFLECTOR Kit, for Driver Heater

HEATER, DRIVER 90,000 BTU, with Defroster and without Rear Heat Duct

Includes

: AIR FILTER

: HEATER HOSES Premium

: HOSE CLAMPS, HEATER HOSE Mubea Constant Tension Clamps

HEATER, PASS, LT REAR 84,500 BTU

Includes

: AIR FILTER

HEATER, STEPWELL 50,000 BTU

Includes

: AIR FILTER

HEATER, WATER PUMP {2 MPU 12} Self Priming, with Plastic Housing

ROOF HATCH, FRONT {Transpec 1975-028-121-03} with Outside Release, with English Decals

Vehicle Specifications  
2022 INTEGRATED CE S BUS (PB105)

February 21, 2021

Description

ROOF HATCH, REAR {Transpec 1975-028-121-03} with Outside Release, with English Decals

ROOF VENT, FRONT Static

ARM REST, DRIVER, RIGHT {National}

NUTS, BELT MOUNTING Standard Nuts For Seat Belt Mounting

SEAT, DRIVER {National 2000SC} Self Contained with Compressor, High Back, Heated, with Mechanical Lumbar

UPHOLSTERY, BARRIER, TYPE (1-2) Prevaill, 42 oz.

UPHOLSTERY, DRIVER SEAT, COLOR Drivers Seat, Blue

UPHOLSTERY, DRIVER SEAT, STYLE Plain, with Cloth Insert

UPHOLSTERY, DRIVER SEAT, TYPE Prevaill, 42 oz.

BARRIER, CRASH, AFT ENTRY DOOR 39", 1 Leg

BARRIER, CRASH, AFT DRIVER 39", 1 Leg

HAND RAIL, ENTRANCE DOOR, AFT 1.25" Diameter Stainless Steel, 4", Above Step

HAND RAIL, ENTRANCE DOOR, FWD 1.25" Diameter Stainless Steel; Curved

PANEL, MODESTY, AFT ENTR DOOR Mounted Under Barrier

PANEL, MODESTY, AFT OF DRIVER Mounted Under Barrier, with Holes for Air Circulation

SEAT BELT, DRIVER, COLOR with Blaze Orange Seat Belt Webbing

SEAT BACK, PASSENGER High Back

SEAT,PASS,LT,26",2 LEG (01)

SEAT,PASS,LT,39",2 LEG (07)

Notes

: BTI Seating System Base Seat. Retrofittable, Contact IC Bus Application Engineering for more information.

SEAT,PASS,RT,39",2 LEG (08)

Notes

: BTI Seating System Base Seat. Retrofittable, Contact IC Bus Application Engineering for more information.

UPHOLSTERY, PASS SEATS, COLOR Blue, for Seats, Barriers and Head Bumpers

UPHOLSTERY, PASS SEATS, TYPE Prevaill, 42 oz.; for (19-20) Seats

CUSHION, SEAT 15" Depth

Includes

: WARRANTY Four Years

SHOULDER RAILS, PADDED Conventional Bus; with 25'2", 25'11", 26'8" or 27'5" Body Length

UPHOLSTERY, SEAT, STITCHING Single

Includes

: WARRANTY Two Years

**BODY FEATURES**

---

INSULATION, FUEL FILLER Rubber Isolator for Fuel Filler when Exhaust are on Same Side

ALARM, BACKING {Ecco #850} 112 db

Vehicle Specifications  
2022 INTEGRATED CE S BUS (PB105)

February 21, 2021

Description

CIRCUIT, PROTECTION Breakers, Manual Reset in Lieu of Fuses

Includes

: ACCESS PANEL for Body and Chassis Fuses/Circuit Breakers Located on Body Exterior; Below Driver Window

CONNECTION, LIGHTS Cluster, Clearance and Side Marker To Tail Lights

FLASHER SYSTEM (8) Warning Lights, 8-Lamp System, Electronic Relay Flasher, Sequential Operation, Red Lights Activate after Amber Lights, Lights Deactivate with Door Closing

HOOD, WARNING LAMP (4) Black, 8-Lamp System, One Hood Above Two Lights

LIGHT, DRIVER Mounted in Wiring Access Panel in Ceiling in Light Bar, Left of Driver, Switch Located in Switch Panel

LIGHT, ENTRY DOOR {Sound Off/OptiLuxx} LED; 4" Oval; Light Mounted in Skirt Behind Entrance Door, Wired To Step Light

LIGHT, EXTERIOR, CHECK Automatically Activates Lights for Pre Trip Inspection

LIGHT, INDIC, WARNING LIGHTS Red and Amber

Includes

: LIGHTS, WARNING Indicator Located in Instrument Cluster

LIGHT, STEP {Sound Off/OptiLuxx} 4" Round LED, White, Wired to Clearance Lights, Operated by Entrance Door

LIGHT, STROBE LED, Specialty Man. Co. 845-4020-100, Low Profile, Double Flash, 4.50" High

LIGHT, STROBE, STOP SIGN, FRT In Lieu Of Flashing Lights Furnished with Stop Sign, Speciality

LIGHT, STROBE, STOP SIGN, REAR In Lieu of the two Flashing Lights Furnished with Stop Sign, Speciality

LIGHTS, BACK UP (2) {Sound Off/OptiLuxx} LED, 7" Round Clear

LIGHTS, CLUSTER {Truck Lite 07045A & 07045R} LED; Amber Front and Red Rear

LIGHTS, DIRECTIONAL, FRONT {Sound Off/OptiLuxx} with Park, 7" Round Amber LED, on Front Cowl

LIGHTS, DIRECTIONAL, REAR (2) {Sound Off/OptiLuxx} LED, 7" Round Amber

LIGHTS, DIRECTIONAL, SIDE {Sound Off/OptiLuxx} (2) Slim-Line LED Armored, Amber, (1) Each Side First Section Aft Entrance Door

LIGHTS, DOME Rectangular Recessed Type, Stagger Mounted in Light Bar

Includes

: WIRING HARNESS Main Body Wiring Harness Accessed by Removing Dome Light

LIGHTS, MARKER, FRONT & REAR (4) {Sound Off/OptiLuxx} LED, Armored, Slim-Line, (2) Amber Front and (2) Red Rear

LIGHTS, MARKER, SIDE, INTERMED {Sound Off/OptiLuxx} LED, Amber, Slim-Line, Armored, Intermediate, Centered, Required for Units 30 Foot or Longer

LIGHTS, STOP (2) {Sound Off/OptiLuxx} and Tail; 7" Round LED, Red

LIGHTS, TAIL, LICENSE PLATE (2) 4" Red with Light Window

LIGHTS, WARNING (8) Quartz Halogen Beams, 7", 2 Front, 2 Rear, Red and Amber Lights

RADIO, ENTERTAINMENT {Custom Radio} AM/FM Stereo/USB Input, Includes Antenna and Cable, with Public Address System

SOURCE, POWER 12 VDC, Mounted In Dash

SPEAKERS AND WIRING (6) Flush Mounted in Light Bar

STOP ARM, FRONT Electric, Composite Blade, 18" Octagon, Double Sided, 1/2" White Border, Hi Intensity Grade, Strobing LED Lights

STOP ARM, LEFT REAR Electric, Composite Blade, 18" Octagon, Single Sided, 1/2" White Border, Hi Intensity Grade, Strobing LED Lights

SWITCH, DOME LIGHTS, SPLIT Front and Rear Operated with Separate 2 Position Switch, Quantity of Lights Split Equally

Vehicle Specifications  
2022 INTEGRATED CE S BUS (PB105)

February 21, 2021

Description

SWITCH, DRIVER PANEL, TYPE Rocker

SWITCH, MAGNETIC, DISCONNECT Master, Ignition Operated, All Body Circuits

SWITCH, MASTER FLASHER Omit Master Flasher Switch, 8-Lamp System

SWITCH, NOISE SUPPRESSION Actuator Legend States, "NOISE SUPP ", for Separate Solenoid, with Red Switch in Panel

SWITCH, REAR DOOR BUZZER for Emergency Door

MIRROR, CROSS VIEW, EXTERIOR (2) {Mirror Lite High Definition Busboy} Black, Heated

MIRROR, INSIDE 6" x 30", Clear Safety Glass, Metal Back, Round Corners

MIRROR, REAR VIEW, EXTERIOR {Rosco Open-View} Black, Motorized Head, Heated, Non-Detent

VISOR, INTERIOR, DRIVER LEFT 10" X 30" for Driver's Window

VISOR, INTERIOR, LEFT FRONT 6" x 30", Transparent, For Left Windshield

COMPARTMENT ABOVE DRIVER Left of the Driver

Includes

: COMPARTMENT ABOVE DRIVER Compartment Size: 39" x 10" x 10"

: HINGES Piano Type

DOOR, FRONT BULKHEAD For Access to Front Bulkhead

DOOR, REAR BULKHEAD For Access to Rear Bulkhead

FIRE EXTINGUISHER, DRIVER AREA 5 lb 2A-40BC Minimum, with Flexible Hose and Metal Nozzle

KIT, BODY FLUID Nebraska

KIT, FIRST AID Plastic; 24 Unit, Spec State

LATCH, COMPARTMENT Locking, for Overhead Storage Compartment

LATCH, DOOR BULKHEAD Spring Latch, for Bulkhead Mounted Safety Compartment or Destination Sign Access Doors

PADDING COMPART ABOVE DRIVER Window; Safety Equipment Compartment, with Cutout for Dome Light

REFLECTORS, REAR (2) 3", Red, Adhesive Back

REFLECTORS, SIDE, FRONT (2) 3", Amber; Adhesive Back, 1 Aft Drivers Window Left, 1 Aft Entrance Door Right

REFLECTORS, SIDE, INTERMEDIATE (2) 3" Amber, 1 Each Side, Below The Third Rub Rail From the Top, Adhesive Back

REFLECTORS, SIDE, REAR (2) 3", Red, Adhesive Back

SAFETY TRIANGLES Warning Reflectors, Mounted on Front of Drivers Barrier 6" Below Top of Modesty Shield

DEF FILLER DOOR with Locking Latch

FENDERS, RUBBER, REAR (2)

FUEL FILLER DOOR with Non-Locking Latch

FUEL FILLER PIPE Low Profile Neck Cap and Vent Hosing, for Use with Right Side Fill for Between the Rail Fuel Tanks, for Above the Floor Fuel Fill, for 25 GPM Fill Rate Only

INSPECTION PLATE Fuel Sending Unit 8" x 8" Steel

MUD FLAPS, FRONT WHEELS (2) Rubber

MUD FLAPS, REAR WHEELS (2) Rubber

WINDSHIELD WASHER Kit; 6 Quart Capacity, Bottle

Vehicle Specifications  
2022 INTEGRATED CE S BUS (PB105)

February 21, 2021

**Description**

Includes

: WINDSHIELD WASHER ELECTRICAL CONNECTIONS Sealed and Locking Type

WINDSHIELD WIPERS (2) Cowl Mounted

Includes

: WINDSHIELD WIPERS CONTROL Single Motor, Overlapping Wipe Pattern

STATE OF OPERATION Nebraska

**Services Section:**

**WARRANTY**

---

WARRANTY Standard for CE, RE, BE School Bus Models, Effective with Vehicles Built March 1, 2017 or Later, CTS-3304H

SERVICES, TOWING {Navistar} Service Call to 24-Month/Unlimited Mileage to the Nearest IC Bus Dealer for Navistar Warrantable Failure as Contract Defined; Includes Engine Failure if Supplier Declines Tow Coverage & ESC Supplied thru Navistar; \$550 (USA) Maximum Benefit per Incident

**BODY FEATURES**

---

WARRANTY 5-Year, Limited