



**Future Ready. Community Strong.**

## **Regular Meeting Agenda**

Diamondhead Education Center  
200 W. Burnsville Parkway  
Burnsville, MN, 55337  
December 15, 2016  
6:30 PM

(6:00 PM Superintendent Listening Session with Dr. Joe Gothard, Superintendent, and Lisa Rider, Executive Director of Business Services)

- I. Call to Order
  - A) Welcome Public
  - B) Pledge of Allegiance
- II. Truth in Taxation Hearing
  - A) Introduction and Public Comment Protocol  
Presenter: Dan Luth, Chair
  - B) Budget and Property Tax Presentation 3  
Presenter: Lisa Rider, Executive Director of Business Services
  - C) Public Comment
  - D) Conclude the Truth in Taxation Portion of the Meeting  
Presenter: Dan Luth, Chair
- III. Public Recognition
  - A) Minnesota March of Dimes School Nurse of the Year
  - B) TIES Award Recipients
  - C) Sioux Trail Elementary Innovation Award
  - D) Director Ron Hill
- IV. Business Meeting
  - A) Approval of Agenda
  - B) Consent Agenda  
Although Board action is required, it is generally unnecessary to hold discussion on these items. In the event a Board member wishes to discuss an item, that item will be moved for separate consideration.
    - 1. Approve Minutes 31
    - 2. Approve Personnel Recommendations 33
    - 3. Adopt a Resolution to Accept Donations 34
    - 4. Approve November Payroll, Receipts, Expenses and Investments 36
    - 5. Accept Budget Analysis Ending November 30, 2016 73

6. Appoint Board Member Representative to 917	80
7. Approve Change Orders #014, #015 and #016 for the 2016 Additions and Alterations to Metcalf Middle School, William Byrne Elementary, and Rahn Elementary Schools	82
8. Approve Change order #022 for the 2016 Alterations to Nicollet Middle School, Edward Neill, Sky Oaks, and Harriet Bishop Elementary Schools	92
9. Approve Change Orders #206 and #225 for the 2015 Additions and Alterations to Burnsville High School	96
V. New Business	
A) Approve Final Certification of Property Tax Levy Payable in 2017 Presenter: Lisa Rider, Executive Director of Business Services	104
B) Receive a Report on AVID (Advancement Via Individual Determination) Presenter: Jeff Pope, AVID Coordinator	111
C) Receive a Report on Google ExploreEDU Events Presenter: Dr. Kathy Funston, Director of Strategic Partnerships and Pathways, and Rachel Gorton, Instructional Technology Coordinator	127
VI. Committee Reports	139
VII. Adjourn	



ω

# INDEPENDENT SCHOOL DISTRICT 191 PUBLIC HEARING FOR TAXES PAYABLE IN 2017

December 15, 2016, 6:30 PM

Diamondhead Education Center, Burnsville Room

***Future Ready. Community Strong.***

# Tax Hearing Presentation

- State law requires that we present:
  - Information on the current year budget and actual revenue and expense for the prior year
  - Information on the proposed property tax levy
  - The percentage change over the prior year
  - Specific purposes and reasons for which taxes are being increased
  - Invite public to speak and ask questions

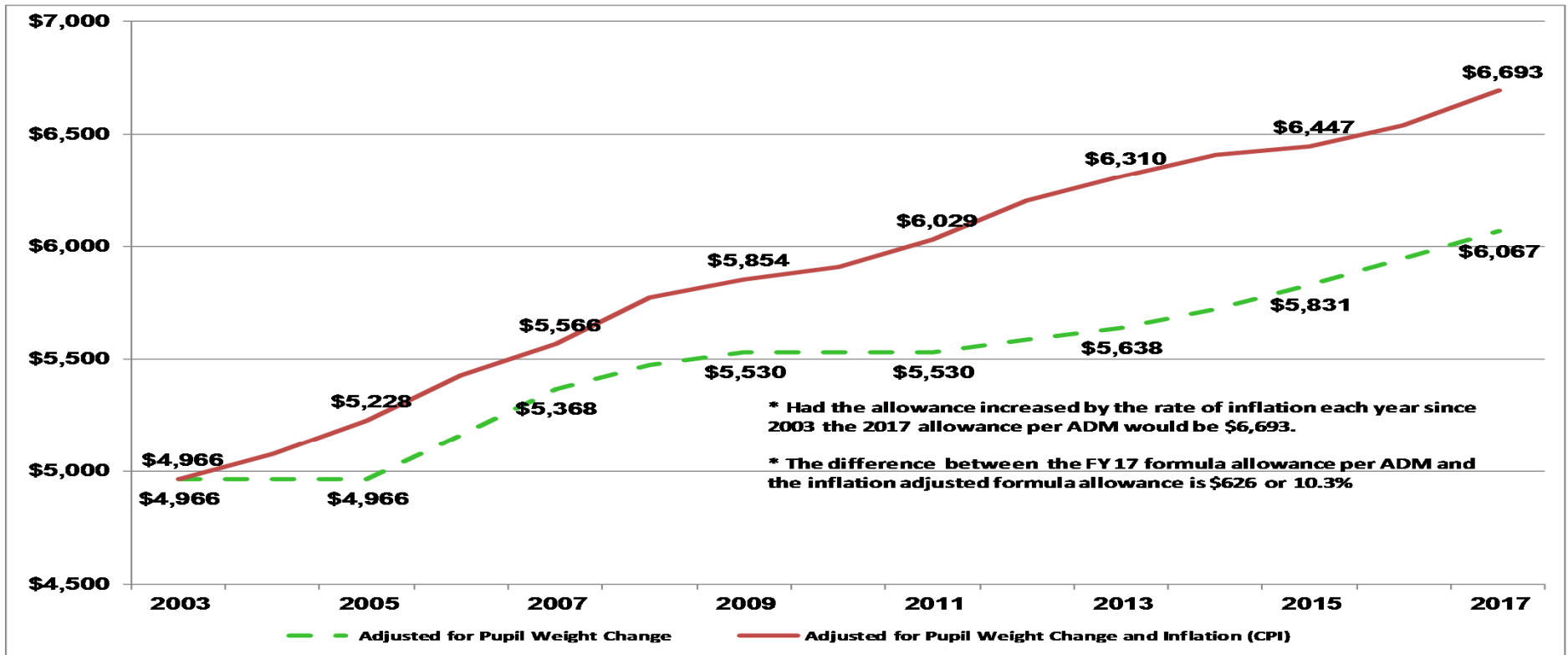
# Agenda for Hearing

- A. Background on School Funding, Property Tax Levies, and Budgets
- B. Information on the District Budget
- C. Information on the District's Proposed Tax Levy for Taxes Payable in 2017
- D. Public Comments and Questions

# School funding is highly regulated by the state

- State sets formulas which determine revenue; most revenue is based on specified amounts per pupil
- State sets tax policy for local schools
- State sets maximum authorized property tax levy (districts can levy less but not more than amount authorized by state, unless approved by the voters)
- State authorizes school board to submit referendums for operating and capital needs to voters for approval

**General Education Formula Allowance, 2003-2017**  
Adjusted for Pupil Weight Change and Inflation (CPI)  
2015 End of Session



Source: MDE General Education Formula Allowance, 2003 - 2017

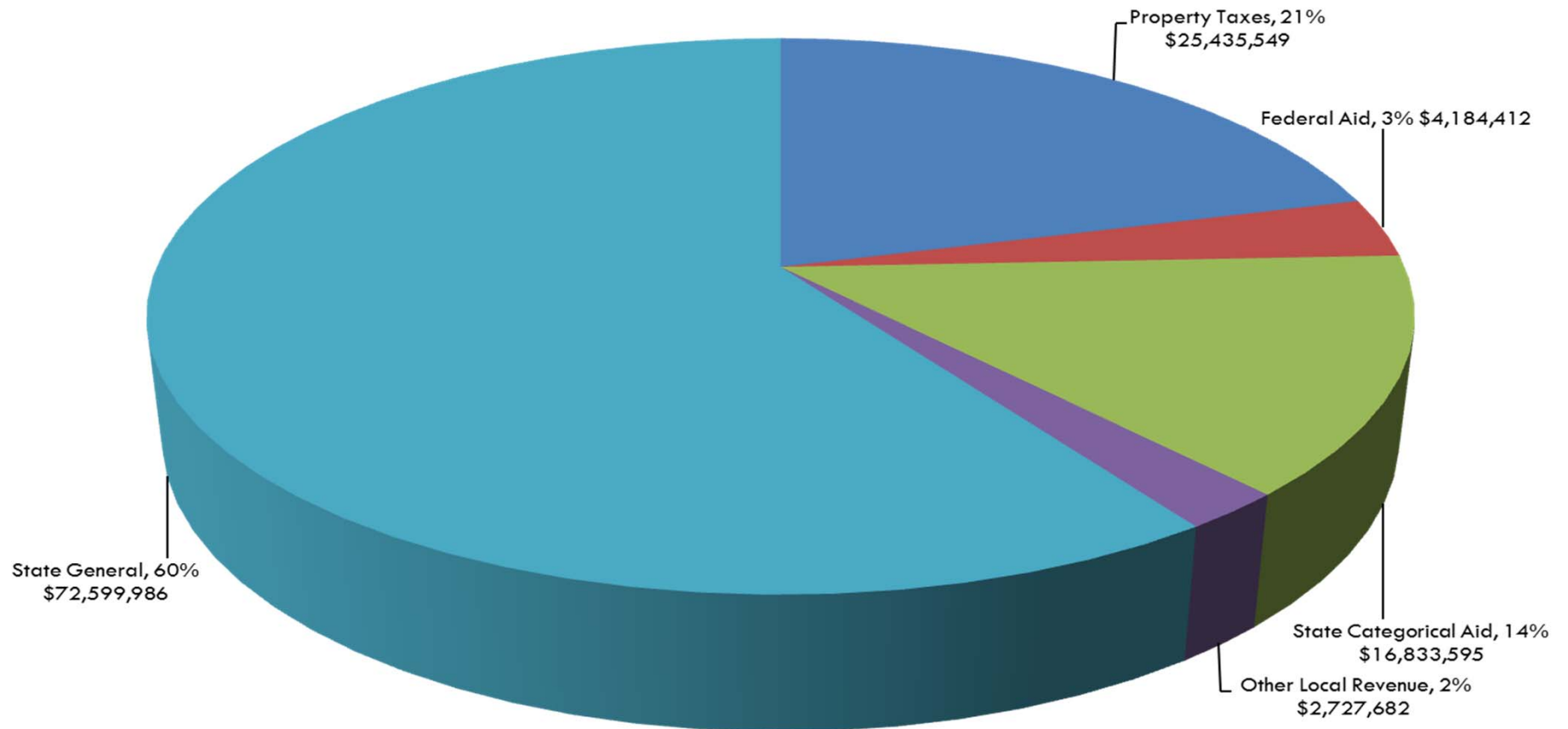
# Current 2016-2017 Adopted Budget and Prior 2015-2016 Actual Revenues and Expenses



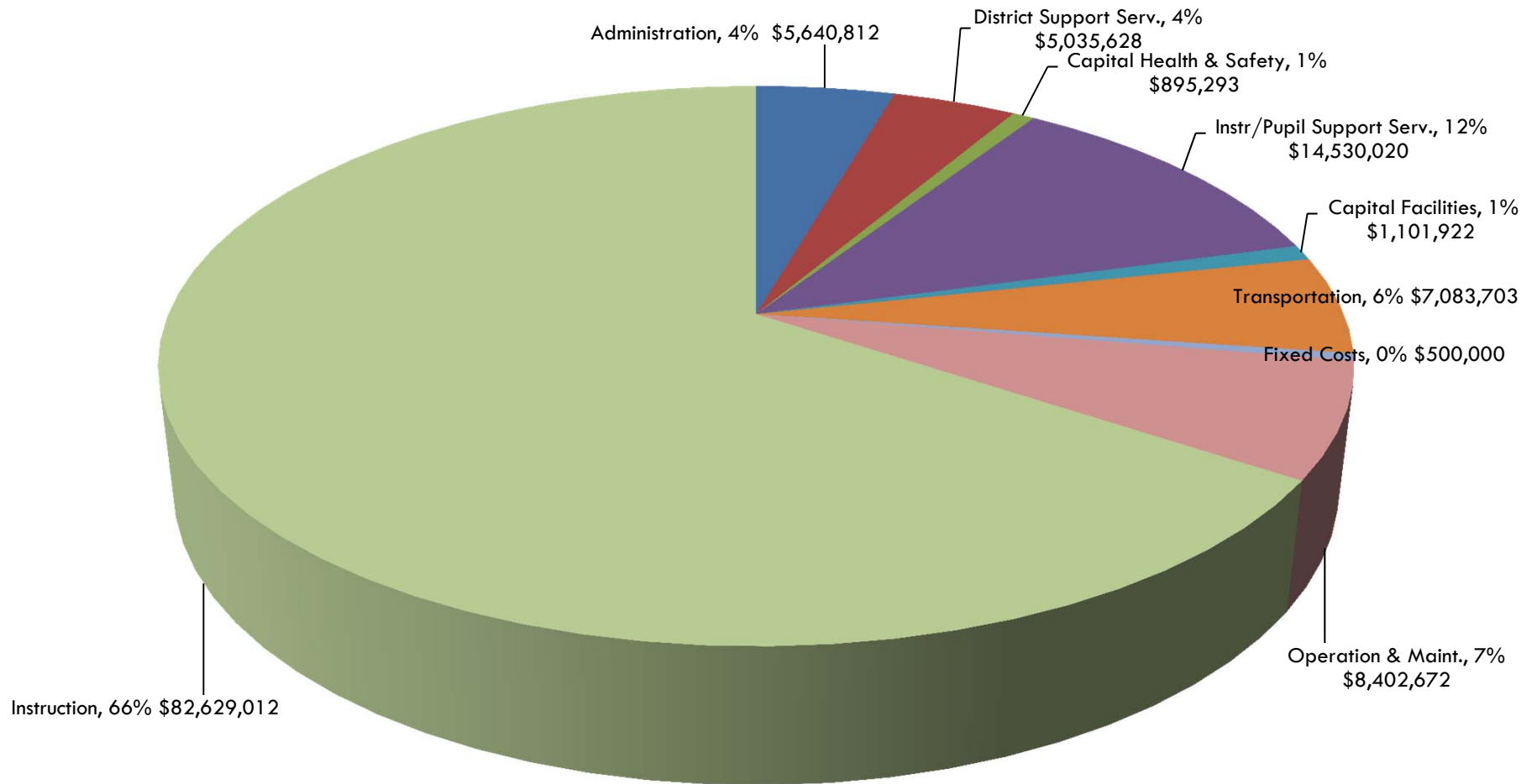
Division of School Finance 1500 Highway 36 West Roseville, MN 55113-4266		DISTRICT REVENUES AND EXPENDITURES BUDGET FOR FY 2016 AND FY 2017					ED-00110-39	
<b>GENERAL INFORMATION:</b> Minnesota Statutes, section 123B.10, requires that every school board shall publish the subject data of this report.								
District Name: Independent School District 191 Burnsville Eagan Savage						District Number: 191		
FUND	FY 2016 BEGINNING FUND BALANCES	FY 2016 ACTUAL REVENUES AND TRANSFERS IN	FY 2016 ACTUAL EXPENDITURES AND TRANSFERS OUT	JUNE 30, 2016 ACTUAL FUND BALANCES	FY 2017 BUDGET REVENUES AND TRANSFERS IN	FY 2017 BUDGET EXPENDITURES AND TRANSFERS OUT	JUNE 30, 2017 PROJECTED FUND BALANCES	
General Fund/Restricted	\$ 3,787,467	\$ 23,194,637	\$ 22,785,551	\$ 4,196,553	\$ 21,608,556	\$ 21,804,769	\$ 4,000,340	
General Fund/Other	\$ 16,890,399	\$ 100,038,107	\$ 99,495,362	\$ 17,433,144	\$ 100,172,668	\$ 104,014,293	\$ 13,591,519	
Food Service Fund	\$ 1,755,459	\$ 5,578,646	\$ 5,591,466	\$ 1,742,639	\$ 5,405,208	\$ 5,837,565	\$ 1,310,282	
Community Service Fund	\$ 818,440	\$ 6,436,962	\$ 6,714,957	\$ 540,445	\$ 6,511,278	\$ 6,401,241	\$ 650,482	
Building Construction Fund	\$ 71,537,739	\$ 1,551,453	\$ 42,515,387	\$ 30,573,805	\$ 22,000	\$ 25,444,191	\$ 5,151,614	
Debt Service Fund	\$ 2,863,154	\$ 48,975,106	\$ 10,119,299	\$ 41,718,961	\$ 10,565,903	\$ 20,579,980	\$ 31,704,884	
Trust Fund	\$ 161,105	\$ 984,909	\$ 944,966	\$ 201,048	\$ 687,000	\$ 680,000	\$ 208,048	
Internal Service Fund	\$ 7,088,241			\$ 8,724,244			\$ 8,516,158	
* OPEB Revocable Trust Fund	\$ 13,426,869	\$ 668,247	\$ 1,323,688	\$ 12,771,428	\$ 504,740	\$ 1,468,988	\$ 11,807,180	
OPEB Irrevocable Trust Fund	\$ -	\$ -	\$ -	\$ -	\$ -	\$ -	\$ -	
OPEB Debt Service Fund	\$ 305,314	\$ 1,601,954	\$ 1,583,900	\$ 323,368	\$ 1,616,958	\$ 1,585,900	\$ 354,426	
<b>TOTAL - ALL FUNDS</b>	<b>\$ 118,634,187</b>	<b>\$ 189,030,021</b>	<b>\$ 191,074,576</b>	<b>\$ 118,225,635</b>	<b>\$ 147,094,311</b>	<b>\$ 187,816,927</b>	<b>\$ 77,294,933</b>	
<b>LONG-TERM DEBT</b>	\$ -	<b>CURRENT STATUTORY OPERATING DEBT PER MINNESOTA STATUTES, SECTION 123B.81</b>						
Outstanding July 1, 2015	\$ 165,181,255	AMOUNT OF GENERAL FUND DEFICIT, IF ANY, IN EXCESS OF 2.5% OF EXPENDITURES 06/30/2016				\$ -		
Plus: New Issues	\$ 37,033,585	<b>COST PER STUDENT - AVERAGE DAILY MEMBERSHIP (ADM) 06/30/2016</b>						
Less: Redeemed Issues	\$ 6,127,023	TOTAL OPERATING EXPENDITURES				\$ 129,547,115.00		
Outstanding June 30, 2016	\$ 196,087,817	FY 2016 TOTAL ADM SERVED + TUITIONED OUT ADM + ADJUSTED EXTENDED ADM				9,130.42		
<b>SHORT-TERM DEBT</b>		FY 2016 OPERATING COST PER ADM				\$ 14,188.52		
Certificates of Indebtedness	\$ -							
Other Short-Term Indebtedness	\$ -							
<i>The complete budget may be inspected upon request to the superintendent.</i>								
Comments:								

\* Other Post-Employment Benefits (OPEB)

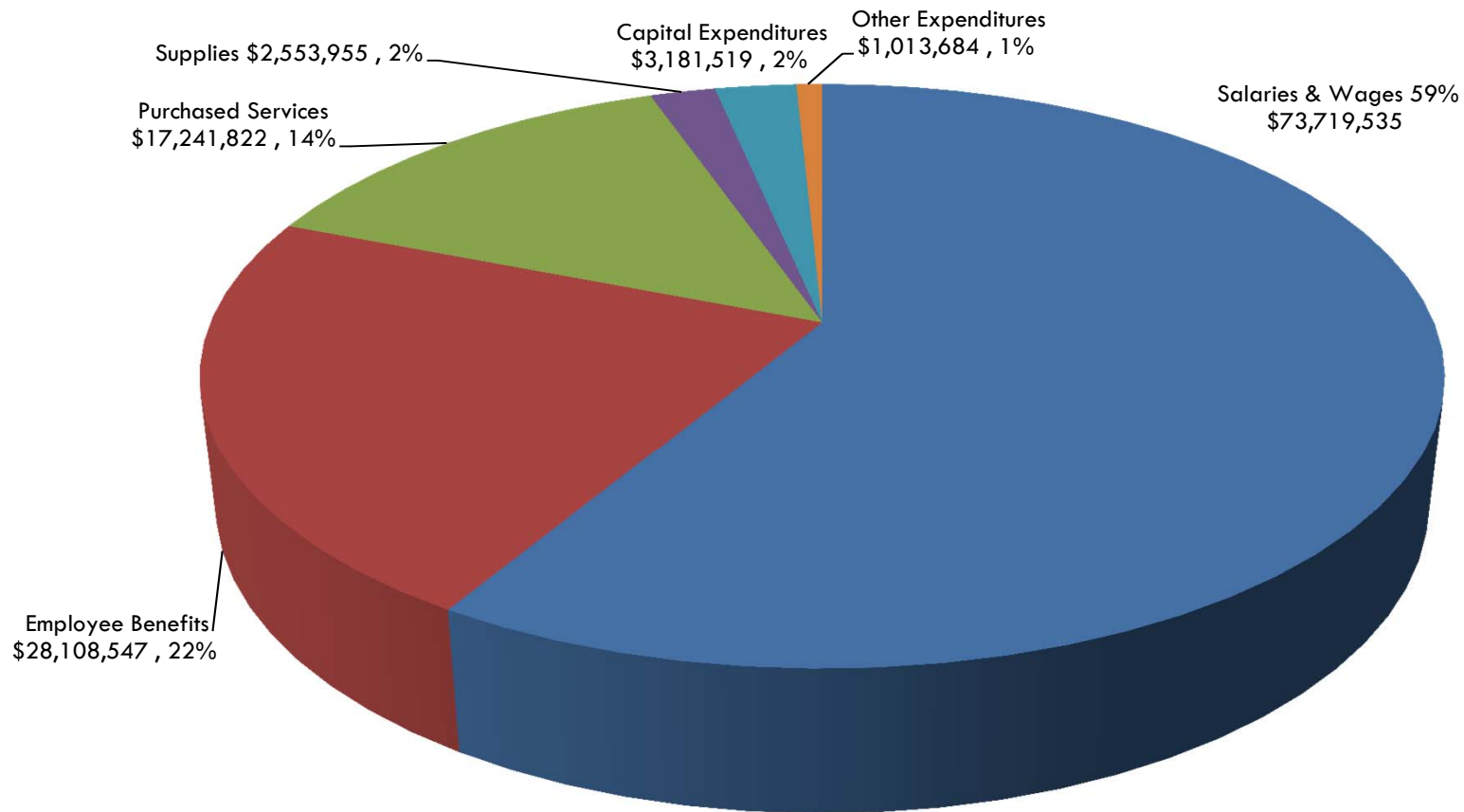
**General Fund Revenue  
2016-2017 Adopted Budget  
\$121,781,224**



### General Fund Expenditures by Program 2016-2017 Adopted Budget \$125,819,062



### General Fund Expenditures by Object 2016-2017 Adopted Budget \$125,819,062



# ISD191 Comparison of Payable 2016 vs. Payable 2017 Certified Levies

Funds	2015 PAY 2016 Limitation	2016 PAY 2017 Limitation	Increase/ (Decrease)	Percent Change
General	\$25,435,549	\$25,990,547	\$554,998	2.18%
Community Service	1,553,397	1,556,452	\$3,055	0.20%
General Debt Service	10,364,753	9,104,880	(\$1,259,873)	-12.16%
OPEB Trust Service	1,616,959	1,381,586	(235,373)	-14.56%
Total	\$38,970,658	\$38,033,465	(\$937,193)	-2.40%

# Proposed Tax Levy for Taxes Payable in 2017

13

	2015 Payable 2016	2016 Payable 2017	Increase/ (Decrease)
<b>General Levies:</b>			
Referendum Levy	\$11,797,357	\$12,059,514	\$262,157
Location Optional Levy	4,296,477	4,124,452	(172,025)
Equity Revenue Levy	1,078,426	949,524	(128,902)
Operating Capital Levy	1,141,525	856,053	(285,472)
Student Achievement Levy	215,615	101,874	(113,741)
Safe Schools	364,795	350,189	(14,606)
Safe Schools - District 917	111,465	110,893	(572)
Career & Technical Levy	180,304	304,169	123,865
LT Facilities Levy - Formerly Health & Safety Levy and Alternative Facilities Levy	894,720	1,993,231	1,098,511
Economic Development Abatement	33,092	0	(33,092)
Transition Revenue Levy	339,564	328,010	(11,554)
Achievement & Integration Levy	567,629	568,962	1,333
Reemployment Insurance Levy	250,000	250,000	0
Lease Levy	682,060	668,198	(13,862)
Capital Project Referendum Levy	2,500,983	2,544,339	43,356
Alternative Compensation Levy	845,329	808,967	(36,362)
<b>Total General Levies</b>	<b>25,299,341</b>	<b>26,018,375</b>	<b>719,034</b>
<b>Levy Adjustments</b>	<b>136,208</b>	<b>(27,828)</b>	<b>(164,036)</b>
<b>Net General Levies</b>	<b>\$25,435,549</b>	<b>\$25,990,547</b>	<b>\$554,998</b>







## Reasons for Increase(Decreases) in General Fund Levy

- Referendum, Location Optional and Equity Revenue Levy net to reflect little change.
- Operating Capital formula shift between levy and aid and impact of lesser adjusted pupil units results in approximately (\$90,000) less in total revenue; (\$285,472) in levy with the difference in an increase in state aid.

## Reasons for Increase(Decreases) in General Fund Levy

- Student Achievement, Safe School, and Safe Schools District 917 levies are reduced as a result of lesser enrollment.
- Career & Technical levy increased due to anticipated program increases.
- LT Facilities & Maintenance Revenue increased due to formula and Deferred Maintenance anticipated needs.

# Reasons for Increase(Decreases) in Community Services Fund Levy

- No significant change in Community Service Fund Levy.

## Reasons for Increase(Decreases) in General Debt Service Fund Levy

- The only remaining Voter Approved Levy is the most recent vote by taxpayers in February, 2015.
- Remainder of debt is tied to Alternative Facilities and the total reflects a reduction due partially to the refunding efforts made with the 2016A bond issuance.

## Reasons for Increase(Decreases) in OPEB Debt Service Fund Levy

- OPEB (Other Post Employment Benefits) Debt reflects a \$(235,373) reduction due primarily to the refunding efforts with the 2016B bond issuance. NOTE: \$222,000 of this change is not currently reflected in proposed tax levies and will further reduce homeowner taxes when final tax statement is received.

# Impact on ISD 191 School Property Taxes Only (within the City of Burnsville) Payable 2017 Compared to Past Three Years

Burnsville School District No. 191

Estimated Changes in School Property Taxes, 2014 to 2017

Based on 16.4% Cumulative Changes in Property Value from 2014 to 2017 Taxes

Type of Property	Estimated Market Value for 2014 Taxes	Actual Taxes Payable in 2014	Estimated Market Value for 2015 Taxes	Actual Taxes Payable in 2015	Estimated Market Value for 2016 Taxes	Actual Taxes Payable in 2016	Estimated Market Value for 2017 Taxes	Estimated Taxes Payable in 2017	Change in Taxes 2014 to 2017	Change in Taxes 2016 to 2017
Residential Homestead	\$107,367	\$487	\$116,139	\$522	\$120,773	\$591	\$125,000	\$576	\$89	(\$15)
	128,841	604	139,367	644	144,928	733	150,000	713	109	(20)
	171,787	837	185,822	889	193,237	1,016	200,000	985	148	(31)
	236,208	1,187	255,506	1,257	265,700	1,440	275,000	1,393	206	(47)
	300,628	1,536	325,189	1,625	338,164	1,864	350,000	1,802	266	(62)
	365,048	1,886	394,873	1,993	410,628	2,289	425,000	2,208	322	(81)
	429,468	2,232	464,556	2,349	483,092	2,693	500,000	2,597	365	(96)
	515,362	2,688	557,467	2,854	579,710	3,294	600,000	3,187	499	(107)
644,203	3,440	696,834	3,645	724,638	4,215	750,000	4,071	631	(144)	
858,937	4,694	929,112	4,962	966,184	5,749	1,000,000	5,545	851	(204)	
Commercial/Industrial #	\$858,937	\$4,995	\$929,112	\$5,229	\$966,184	\$6,001	\$1,000,000	\$5,790	\$795	(\$211)
	1,717,874	10,114	1,858,224	10,576	1,932,367	12,147	2,000,000	11,712	1,598	(435)
	2,576,811	15,234	2,787,336	15,924	2,898,551	18,293	3,000,000	17,635	2,401	(658)
	3,435,747	20,353	3,716,448	21,271	3,864,734	24,440	4,000,000	23,558	3,205	(882)
4,294,684	25,473	4,645,560	26,618	4,830,918	30,586	5,000,000	29,480	4,007	(1,106)	
Apartments (4 or more units)	\$429,468	\$2,507	\$464,556	\$2,634	\$483,092	\$3,069	\$500,000	\$2,948	\$441	(\$121)
	644,203	3,761	696,834	3,952	724,638	4,603	750,000	4,422	661	(181)
	858,937	5,015	929,112	5,269	966,184	6,137	1,000,000	5,896	881	(241)

Tax Rates				
Tax Capacity Rate	25.661	24.554	31.063	28.076
Referendum Market Value Rate	0.26308	0.26015	0.24691	0.23869

# For commercial-industrial property, school taxes may be slightly different in other municipalities in the district, due to the varying impact of the Fiscal Disparities Program.

**General Notes**

- The figures in the table are based on school district taxes only, and do not include taxes for the city or township, county, state, or other taxing jurisdictions.
- Estimates of taxes payable in 2017 are preliminary, based on the best data available as of the date above.
- For all examples of properties, taxes are based on changes in taxable market value of 8.2% from 2014 to 2015 taxes, 4.0% from 2015 to 2016, and 3.5% from 2016 to 2017.

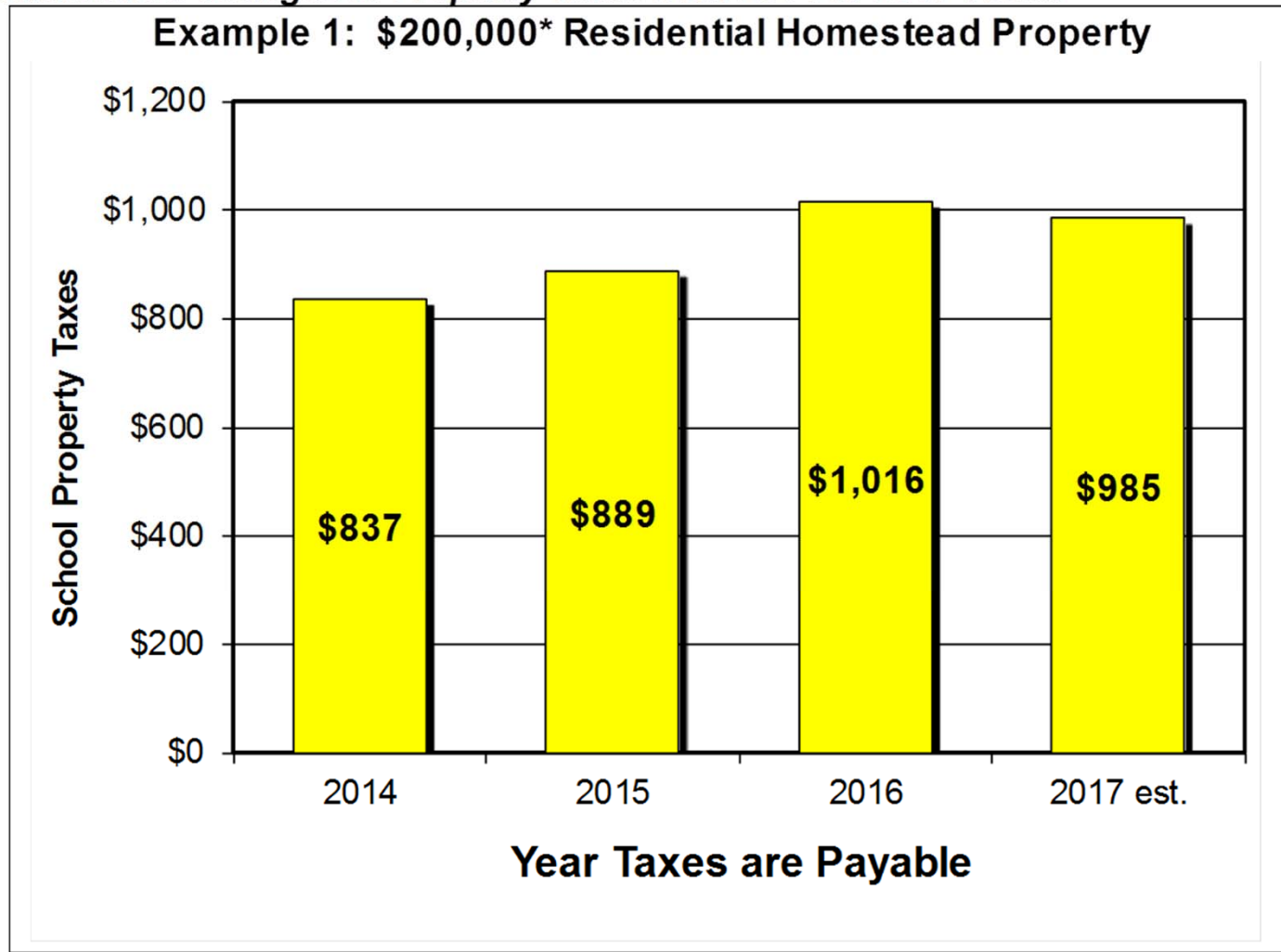
## Estimated Changes in School Property Taxes 2014 to 2017

- Based on 15.7% Cumulative Changes in Property Value from 2014 to 2017 Taxes
- For all the following four examples of properties, the value shown in the series of the chart is the estimated market value for the taxes payable in 2017. Taxes are calculated based on changes in market value of 8.2% from 2014 to 2015 and 4.0% from 2015 to 2016 and 3.5% from 2016 to 2017
- Charts and estimates provided by Ehlers

**Burnsville School District No. 191**

**Estimated Changes in School Property Taxes, 2014 to 2017**

*Based on 16.4% Cumulative Changes in Property Value from 2014 to 2017 Taxes*

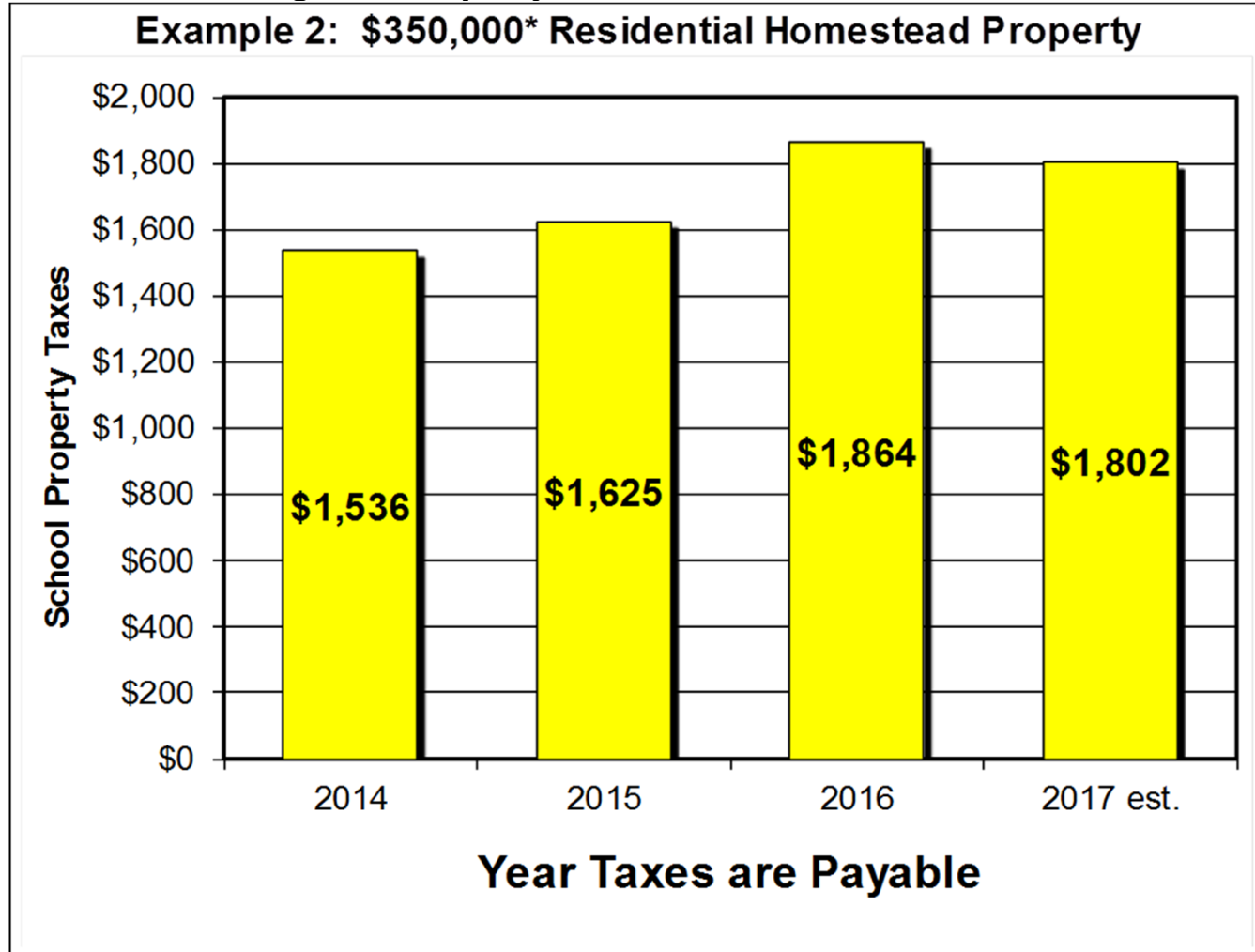


\* The value shown in the title of the chart is the estimated market value for taxes payable in 2017. Taxes are calculated based on changes in market value of 8.2% from 2014 to 2015 taxes, 4.0% from 2015 to 2016, and 3.5% from 2016 to 2017.

**Burnsville School District No. 191**

**Estimated Changes in School Property Taxes, 2014 to 2017**

*Based on 16.4% Cumulative Changes in Property Value from 2014 to 2017 Taxes*

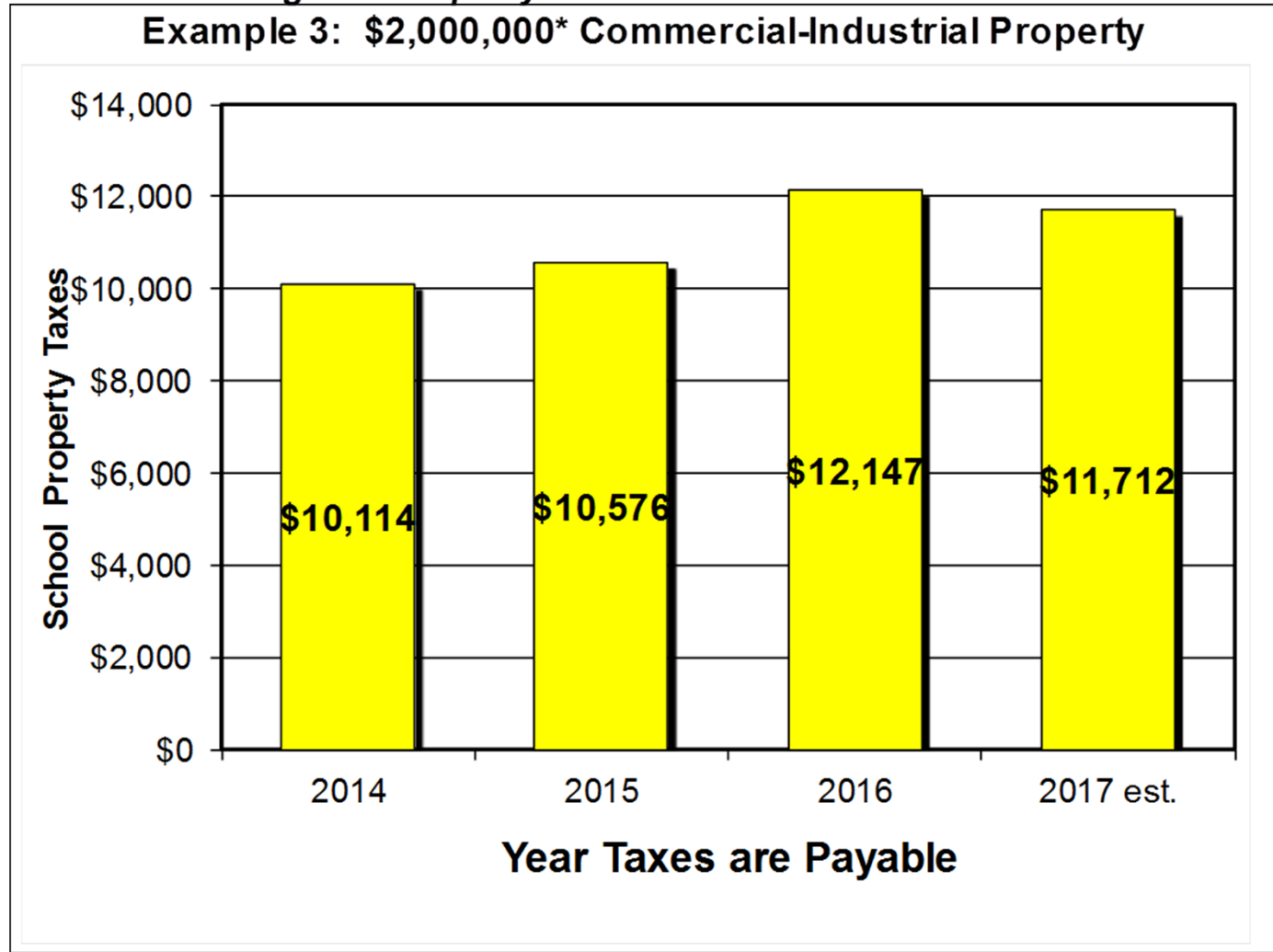


\* The value shown in the title of the chart is the estimated market value for taxes payable in 2017. Taxes are calculated based on changes in market value of 8.2% from 2014 to 2015 taxes, 4.0% from 2015 to 2016, and 3.5% from 2016 to 2017.

**Burnsville School District No. 191**

**Estimated Changes in School Property Taxes, 2014 to 2017**

**Based on 16.4% Cumulative Changes in Property Value from 2014 to 2017 Taxes**




\* The value shown in the title of the chart is the estimated market value for taxes payable in 2017. Taxes are calculated based on changes in market value of 8.2% from 2014 to 2015 taxes, 4.0% from 2015 to 2016, and 3.5% from 2016 to 2017.

**Burnsville School District No. 191**

**Estimated Changes in School Property Taxes, 2014 to 2017**

*Based on 16.4% Cumulative Changes in Property Value from 2014 to 2017 Taxes*



\* The value shown in the title of the chart is the estimated market value for taxes payable in 2017. Taxes are calculated based on changes in market value of 8.2% from 2014 to 2015 taxes, 4.0% from 2015 to 2016, and 3.5% from 2016 to 2017.

## Possible Property Tax Refund

- Resident taxpayers on a fixed income, or with significant increases to their property taxes, should inquire of a tax professional regarding eligibility for property tax refunds

## Next Board Action

Later in this meeting, agenda action item requesting Board of Education Certification of the Final Levy for Payable 2017, funding School Year 2017-2018

# Invitation for Public to Comment and ask Questions

School Board Minutes  
 INDEPENDENT SCHOOL DISTRICT 191  
 December 1, 2016

The meeting of the Board of Education was called to order by Chair Luth at 6:30 p.m. at the Diamondhead Education Center, 200 West Burnsville Parkway, Burnsville, MN.

Call to Order

Members present: Directors Currier, VandenBoom, Schmid, Alt, Hill, Luth, and Mackall. Others in attendance were Superintendent Gothard, Student Representative Green, administrators, staff and members of the public.

Attendance

Luth welcomed the audience and asked Mackall to lead the Pledge of Allegiance.

Pledge of Allegiance

Public recognition was given to Director Mackall for her service on the School Board.

Public Recognitions

Mackall left the meeting at 6:46 p.m.

Public recognition was given to the Burnsville High School Girls' Swim Team.

Public recognition was given to the Minnesota Art Teacher of the Year Kathryn Petri.

Received a Community Strong report from Dr. Kathy Funston, Director of Strategic Partnerships and Pathways regarding Partnerships, Pathways and the Pipeline Events.

Community Strong

Moved by Schmid, seconded by Currier to approve the agenda. Motion carried unanimously (6, 0).

Agenda

Moved by Hill, seconded by Schmid, to approve the consent agenda:

Consent Agenda Minutes

- Approve minutes of the November 17, 2016 regular school board meeting.
- Approve personnel recommendations for A. Aguy, S. Perlich, L. Hey, C. Kibler, P. Ryan, D. Johnson, and D. Westlund.
- Adopt a resolution to approve and accept donations.
- Approve, on a second reading basis, Policy 533: *Wellness*.
- Approve, on a second reading basis, updates to Addendum A and Regulation 902R of Policy 902: *Community Use of School Facilities*.
- Approve change order #021 for the 2016 Alterations to Nicollet Middle School, Edward Neill, Sky Oaks and Harriet Bishop Elementary schools.
- Approve change orders #207, #217 and #220 for the 2015 Additions and Alterations to Burnsville High School.

Personnel

Donations Policies

Change Orders

Motion carried unanimously (6, 0).

Moved by Alt, seconded by VandenBoom, to adopt the resolution authorizing issuance of Certificates of Election and directing the school district clerk to perform other election related duties.

Certificates of Election

NOW THEREFORE, BE IT RESOLVED by the School Board of Independent School District No. 191, Dakota and Scott Counties, Minnesota, as follows:

1. The chair and clerk are hereby authorized to execute certificates of election on behalf of the school board of Independent School District No. 191 to the following candidates:
  - a. Eric Miller
  - b. Darcy Schatz
  - c. DeeDee Currier

who have received a sufficiently large number of votes to be elected to fill vacancies on the board caused by expiration of term on the first Monday in January next following the election, based on the results of the canvass.

2. The certificate of election shall be in substantially the form attached hereto.

3. After the time for contesting the election has passed and the candidate has filed all campaign financial reports required by Minnesota Statutes, Chapter 211A, the clerk of the school board is hereby directed to deliver a certificate to each person entitled thereto personally or by certified mail.

4. The clerk is hereby directed to enclose with the certificate a form of acceptance of office and oath of office in substantially the form attached hereto.

Motion carried unanimously (6, 0).

Received a report on Enrollment Projection Data from Lisa Rider, Executive Director of Business Services.

Enrollment Projection Data

Verbal reports were given by Student Representative Charlie Green; Superintendent Gothard; and Directors Currier, Schmid and Luth.

Reports

Moved by Schmid, seconded by VandenBoom, to adjourn at 8:12 p.m. Motion carried unanimously (6, 0).

Adjourn

---

Jim Schmid, clerk

December 15, 2016

Date Approved

**Burnsville-Eagan-Savage Public Schools  
Independent School District 191  
Human Resources**

TO: Members, Board of Education  
Joe Gothard, Superintendent

FROM: Stacey Sovine, Executive Director of Human Resources

DATE: December 15, 2016 **FINAL**

CLASSIFICATION	ACTION	POSITION CONTROL	NAME	Final	LOCATION	DESCRIPTION	FTE	EFFECTIVE DATE
Administrative	Retirement		Bruce Morrisette		Burnsville High School	Administrative	1	8/25/2017
Certified	Appointment	Replacement	Susan Breun		ECSE Center	Teacher ECSE	1	11/8/2016
			Dana Cloutier		ECSE Center	Teacher ECSE	0.3	1/3/2017
			Cynthia Dorigan-Slette		ECSE Center	Teacher ECSE	1	11/14/2016
			Art Iverson		Vista View Elementary School	Teacher	1	11/14/2016
			Julie Pettes		Edward Neill Elementary	Teacher	0.8	11/14/2016
			Mary Topic	*	ECSE Center	Teacher ECSE	1	1/3/2017
	Change of Assignment	New Position	Barbara Barr		Community Education	Nurse ECFE	0.625	12/12/2016
	Resignation		Krista Anderson		Diamondhead Education Center	Teacher ABE		12/7/2016
	Leave of Absence		Rachel Lucius	*	Rahn Elementary School	Teacher	1	1/3/17-6/9/17
			Eli Schauer	*	Sioux Trail Elementary School	Teacher	1	1/30/17-3/14/17
Classified	Appointment	Replacement	Abdulrahman Mousa		Vista View Elementary School	Food Services Associate	2.5 hrs/day	12/1/2016
			Elizabeth Vervais		Sioux Trail Elementary School	EA Level II	2 hrs/day	12/5/2016
		New Position	Kain Kelling		District-wide	AVID Tutor		12/9/2016
			Karissa Nicholson		Community Education	CE Program Associate	5.25 hrs/day	12/15/2016
			Katrina Stinson		WM. Byrne Elementary School	Registered Nurse	7.25 hrs/day	12/1/2016
	Change of Assignment		Jack Tillman		Vista View Elementary School	EA Level III	8 hrs/day	12/5/2016
		Replacement	Angel Alvardo		Burnsville High School	Custodian Level II	8 hrs/day	12/6/2016
Co-Curricular/Coach	Resignation		Ammanuel Robinson	*	Burnsville High School	EA Level IV		12/21/2016
	Appointment	Replacement	Hunter Eustice		Metcalf Middle School	Metcalf Boys Basketball Coach		Winter Season
			Markall Farnsworth-Moses		Burnsville High School	Band, Drumline Director		Winter Season
		New Position	Mark VanderWoude		Burnsville High School	Head Coach Weight Room		Winter Season
			Vince Varpness		Burnsville High School	Head Coach Weight Room		Winter Season
			Brandon Seppelt	*	Burnsville High School	Assistant Wrestling Coach		Winter Season



**Agenda IV.B.3.  
December 15, 2016**

**To:** Members, Board of Education  
Dr. Joe Gothard, Superintendent

**From:** Lisa K. Rider, Executive Director of Business Services

**Date:** December 8, 2016

**Re:** Donations

**RECOMMENDATION:** To adopt a resolution to approve and accept donations as presented.

**RESOLUTION TO ACCEPT DONATIONS**

**WHEREAS,**

1. School Board Policy 706 establishes guidelines for the acceptance of gifts to the District; and
2. Minnesota Statute 123B.02, Subd. 6 states the School Board may receive, for the benefit of the district, bequests, donations, or gifts for any proper purpose and apply the same to the purpose designated; and
3. Minnesota Statute 465.03 states the School Board may accept a grant or devise of real or personal property only by the adoption of a resolution approved by two-thirds of its members; and
4. Businesses and individuals have submitted donations to the district;

**THEREFORE, BE IT RESOLVED** by the School Board of ISD 191 to approve and accept with appreciation the donations as presented below and to permit their use as designated by the donors.

Moved by: \_\_\_\_\_

Seconded by: \_\_\_\_\_

Members in favor of the motion:

Members opposed:

Whereupon said Resolution was declared duly passed and adopted on December 15, 2016.

---

Jim Schmid  
Clerk – Board of Education

Date	Donor	Recipient	Terms	Donation
11/22/2016	Thrivent Financial to Marie Burtnett	Sioux Trail Elementary	To purchase materials for Art Explorers 2016	\$250 gift card
11/23/2016	Chelsea O'Brien	Eagle Ridge Middle School	Media Center Books	Several paperback and hardcover fiction books
11/23/2016	Land O'Lakes, Inc. Foundation	Edward Neill Elementary	Land O'Lakes Matching Gifts to Education Program (one of our parents works at Land O'Lakes)	\$500.00
11/29/2016	Wells Fargo Matching Gifts Program	Joseph Nicollet Middle School	Educational Matching Gifts	\$64.98
12/1/2016	John c/o Burnsville Rotary Breakfast	Sioux Trail Elementary	For students to use and have.	84 pairs of gloves and 48 hats
11/24/2016	Kathy Hardegger	BrainPower in a BackPack	Donation	\$500.00
11/30/2016	Wells Fargo/Shane Colin	Edward Neill Elementary	Wells Fargo Matching Gifts Program	\$550.00
12/1/2016	The Manilow Music Project	Joseph Nicollet Middle School	Give new instruments to the school band program	New Yamaha Instruments - 2 flutes, 4 trumpets, 6 clarinets, 3 french horns
12/5/2016	Brenda Nygren Moe	Joseph Nicollet Middle School	PBIS Student Incentives	A soft throw blanket, markers and miscellaneous office items

Total monetary contributions to accept: **\$1,614.98**



**Agenda IV.B.4  
Dec 7, 2016**

**TO: Dr. Joe Gothard, Superintendent and Board of Education**  
**FROM: Lisa K. Rider, Executive Director of Business Services**  
**DATE: Dec 15, 2016**  
**RE: November Payroll, Claims and Receipts**

**RECOMMENDATION:** That the Board approves Nov payroll checks numbered 718608-718631 and Direct Deposit notices numbered 626780-629814, in the net amount of \$3,902,262.60. Nov & Dec claims to date represented by checks numbered 449616-450061, 1016749-1016921, and 101737-101777 and wire transfers and adjustments totaling \$7,819,701.13. Also, that the Board accepts Oct receipts of \$9,597,457.92 and investments for the General Fund, 2012A Alt Facilities, 2015A School Building Bonds and OPEB of \$55,687,384.20 as of November 30, 2016.

November payroll, wire transfers, claims and receipts have been prepared under the direction of Gordon Winterlin, Director of Accounting, and are presented for approval by the School Board. I would be glad to answer any questions.

LKR/mw

**INDEPENDENT SCHOOL DISTRICT 191  
FINANCIAL REPORT  
November 2016**

**Cash Receipts**

Receipts		\$9,597,457.92
Miscellaneous Adjustments		

**TOTAL NOVEMBER CASH RECEIVED**

9,597,457.92

**CASH DISBURSEMENTS**

November

Regular Payroll Checks	718608-718631	\$3,902,262.60
Direct Deposit Notices	626780-629814	

Oct payables previously approved:		\$561,021.92
Nov Claims previously approved:		\$1,247,240.01

November Claims:	449616-449899	\$2,513,173.91
	1016749-1016921	
	101737-101777	

November Wire Transfers		\$4,811,949.84
Miscellaneous Adjustments		\$13,383.34

**TOTAL NOVEMBER CASH DISBURSED**

13,049,031.62

**TOTAL EXPENSES TO BE APPROVED**

November Cash Disbursed		\$13,049,031.62
Less: Items Previously Approved		-\$1,808,261.93

Plus: Nov Payables Checks	449900-450007	\$315,063.03
------------------------------	---------------	--------------

Dec Claims: Checks	450008-450061	\$166,131.01
-----------------------	---------------	--------------

**TOTAL TO BE APPROVED**

11,721,963.73

	<u>Money Market</u>	<u>(Original Cost)</u> <u>Investments</u>	<u>Total 11/30/2016</u>
GENERAL FUND	\$125,272.70	\$30,426,432.80	\$30,551,705.50
OPEB	\$144,811.46	\$9,362,987.21	\$9,507,798.67
OPEB EQUITY INV THROUGH OCTOBER 31, 2016	\$92,517.05	\$3,975,630.11	\$4,068,147.16
2015A SCHOOL BUILDING BONDS	\$2,101,287.03	\$8,241,400.09	\$10,342,687.12
2012A ALT FACILITIES	\$717,045.75	\$500,000.00	\$1,217,045.75
	<u>\$3,180,933.99</u>	<u>\$52,506,450.21</u>	<u>\$55,687,384.20</u>

Note: The attached investment reports are provided by our investment advisor, PMA Financial Network, Inc. These reports include our investment and money market balances.



# Total Portfolio Report CAR

As of: 11/30/16

PMA Financial Network, Inc.

2135 CityGate Lane  
7th Floor  
Naperville, Illinois 60563  
Telephone . 630-657-6400  
Facsimile . 630-718-8701

## BURNSVILLE ISD 191 / GENERAL FUND

2960

Type	Trans	SEQ	Purchase	Maturity	Instrument	Par-Val/Mat. Val.	Original Cost	Rate
MM					Investment Shares Portfolio	\$125,272.70	\$125,272.70	
SEC	34831	1	06/12/15	12/12/16	Berkshire Bank Certificate of Deposit	\$249,000.00	\$249,000.00	0.517
TS	233240	1	10/31/16	01/11/17	MN TRUST TERM SERIES	\$2,002,564.39	\$2,000,000.00	0.650
CD	220225	1	02/11/16	01/26/17	MAINSTREET BANK	\$249,929.19	\$248,400.00	0.642
CD	220226	1	02/11/16	01/26/17	BREMER BANK, NA	\$249,943.31	\$248,400.00	0.648
CD	220227	1	02/11/16	01/26/17	NOA BANK	\$249,988.64	\$248,700.00	0.540
CD	220248	1	02/12/16	01/26/17	BOFI FEDERAL BANK	\$3,120,232.59	\$3,104,500.00	0.530
TS	233219	1	10/31/16	01/26/17	MN TRUST TERM SERIES	\$2,904,562.14	\$2,900,000.00	0.660
CD	220214	1	02/11/16	02/13/17	MODERN BANK, NATIONAL ASSOCIATION	\$139,800.10	\$138,765.00	0.740
CD	220215	1	02/11/16	02/13/17	ERICSON STATE BANK	\$249,926.60	\$248,200.00	0.690
CD	220216	1	02/11/16	02/13/17	AFFILIATED BANK	\$249,926.60	\$248,200.00	0.690
CD	220217	1	02/11/16	02/13/17	COMMUNITY STATE BANK - OK	\$249,945.36	\$248,200.00	0.697
CD	220218	1	02/11/16	02/13/17	SAVOY BANK	\$249,902.43	\$248,300.00	0.640
CD	220219	1	02/11/16	02/13/17	CRESTMARK BANK	\$249,902.43	\$248,300.00	0.640
CD	220220	1	02/11/16	02/13/17	NEWBANK, NA	\$249,902.43	\$248,300.00	0.640
CD	220221	1	02/11/16	02/13/17	CHEMICAL BANK / TALMER BANK AND TRUST	\$249,960.14	\$248,200.00	0.703
CD	220222	1	02/11/16	02/13/17	FLAGLER BANK	\$127,703.13	\$126,935.00	0.600
CD	220223	1	02/11/16	02/13/17	TWO RIVERS BANK & TRUST	\$249,903.03	\$248,300.00	0.640
CD	220224	1	02/11/16	02/13/17	CENTRUE BANK	\$249,921.80	\$248,300.00	0.648
SEC	36016	1	09/10/15	03/10/17	Capital One Bank (usa), National Association Certificate of Deposit	\$248,000.00	\$248,000.00	0.718
CD	221437	1	03/01/16	03/13/17	CENTRAL BANK	\$249,950.14	\$248,300.00	0.640
CD	221438	1	03/01/16	03/13/17	ABC BANK / AUSTIN BANK OF CHICAGO	\$249,985.42	\$248,300.00	0.657
CD	221439	1	03/01/16	03/13/17	BANK OF THE WEST	\$249,969.70	\$248,400.00	0.612
CD	221519	1	03/02/16	03/13/17	CHEMICAL BANK / TALMER BANK AND TRUST - C	\$1,764,997.36	\$1,755,000.00	0.553
CD	215192	1	09/04/15	03/28/17	PENTAGON FEDERAL CREDIT UNION (183 day and out)	\$3,779,332.19	\$3,750,000.00	0.500
SEC	36587	1	11/24/15	07/14/17	Federal Home Loan Mortgage Corporation Note	\$1,500,000.00	\$1,499,932.80	0.753
CD	223056	1	04/07/16	07/26/17	PENTAGON FEDERAL CREDIT UNION (183 day and out)	\$3,023,435.80	\$3,000,000.00	0.600
CD	230002	1	08/17/16	08/17/17	STATE BANK OF INDIA (NY)	\$249,921.25	\$248,400.00	0.612
CD	230003	1	08/17/16	08/17/17	HIGH PLAINS BANK	\$248,586.03	\$247,100.00	0.601
CD	230004	1	08/17/16	08/17/17	GRANITE COMMUNITY BANK / FIRST NB OF COLD SPRING	\$249,964.92	\$248,400.00	0.630
CD	230005	1	08/17/16	08/17/17	BANK OF SPRINGFIELD	\$248,812.53	\$247,300.00	0.612
SEC	38091	1	09/01/16	08/31/17	Safra National Bank Certificate of Deposit	\$248,000.00	\$248,000.00	0.600
CD	223724	1	05/02/16	01/26/18	PREMIER BANK	\$249,908.02	\$246,900.00	0.701
CD	223725	1	05/02/16	01/26/18	REPUBLIC BANK OF CHICAGO	\$249,902.04	\$246,900.00	0.700
CD	230000	1	08/17/16	01/26/18	CFG COMMUNITY BANK	\$249,974.65	\$247,500.00	0.693
CD	230001	1	08/17/16	01/26/18	BANK OF THE OZARKS	\$249,895.85	\$247,600.00	0.649
CD	229998	1	08/17/16	02/09/18	EAST BOSTON SAVINGS BANK	\$249,945.22	\$247,200.00	0.749
CD	229999	1	08/17/16	02/09/18	CAPITAL BANK NA	\$249,966.87	\$247,400.00	0.700
CD	229997	1	08/17/16	02/20/18	TBK BANK, SSB / THE NATIONAL BANK	\$247,169.61	\$244,400.00	0.749
SEC	38090	1	08/31/16	02/28/18	Independence Bank Of Kentucky Certificate of Deposit	\$249,000.00	\$249,000.00	0.701
CD	232867	1	10/18/16	04/18/18	US METRO BANK	\$249,977.02	\$247,200.00	0.750

**BURNSVILLE ISD 191 / GENERAL FUND**

**2960**

Type	Trans	SEQ	Purchase	Maturity	Instrument	Par-Val/Mat. Val.	Original Cost	Rate
CD	232868	1	10/18/16	04/18/18	EAGLEBANK / VIRGINIA HERITAGE BANK	\$249,977.43	\$247,200.00	0.750
SEC	38699	1	10/26/16	04/26/18	Capital One, National Association Certificate of Deposit	\$248,000.00	\$248,000.00	0.985
SEC	38701	1	10/28/16	04/27/18	Synovus Bank Certificate of Deposit	\$248,000.00	\$248,000.00	0.818
CD	229994	1	08/17/16	08/17/18	PACIFIC WESTERN BANK	\$249,849.36	\$244,900.00	1.011
CD	229995	1	08/17/16	08/17/18	FARMERS & MERCHANTS UNION BANK	\$249,879.07	\$245,500.00	0.892
CD	229996	1	08/17/16	08/17/18	INDEPENDENCE BANK- MT	\$249,957.57	\$246,300.00	0.743
CD	230012	1	08/18/16	08/21/18	SOLARITY CREDIT UNION	\$1,521,540.91	\$1,500,000.00	0.720
SEC	38088	1	08/24/16	08/24/18	Yadkin Bank Certificate of Deposit	\$249,000.00	\$249,000.00	0.738
SEC	38086	1	08/25/16	08/27/18	Bankunited, NA Certificate of Deposit	\$248,000.00	\$248,000.00	0.851
SEC	38087	1	08/31/16	08/31/18	Wells Fargo Bank, NA - Sd Certificate of Deposit	\$249,000.00	\$249,000.00	0.951
SEC	38089	1	08/31/16	08/31/18	Guaranty Bank And Trust Company Certificate of Deposit	\$249,000.00	\$249,000.00	0.751
CD	232865	1	10/18/16	10/25/18	ACB BANK	\$249,961.39	\$245,500.00	0.900
CD	232866	1	10/18/16	10/25/18	FREEMPORT STATE BANK	\$249,979.96	\$245,800.00	0.842

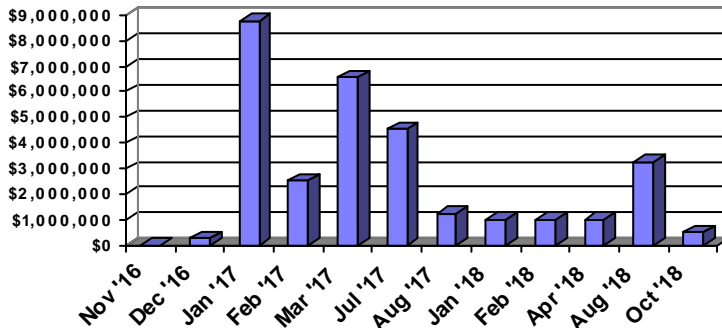
Note: Weighted Yield & Weighted Average Portfolio Maturity are calculated only on the CD, CP, & SEC desk.

**Total Amount --> \$30,737,127.32 \$30,551,705.50**

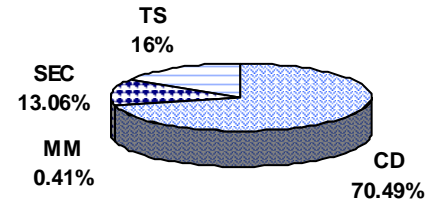
**Time and Dollar Weighted Portfolio Yield: 0.708 %**

**Weighted Average Portfolio Maturity: 212.74 Days**

**MM: 0.41%**  
**CD's: 70.51%**  
**CP: 0.00%**  
**SEC: 13.04%**



**Portfolio Maturity Summary - Maturing \$/Month**



**Portfolio Allocation by Transaction Type**



# Total Portfolio Report CAR

As of: 11/30/16

PMA Financial Network, Inc.

2135 CityGate Lane  
7th Floor  
Naperville, Illinois 60563  
Telephone . 630-657-6400  
Facsimile . 630-718-8701

## BURNSVILLE ISD 191 / 2009 OPEB TRUST

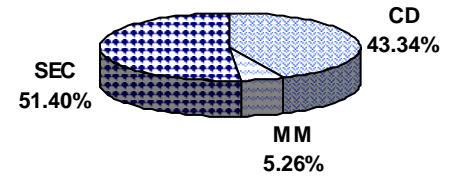
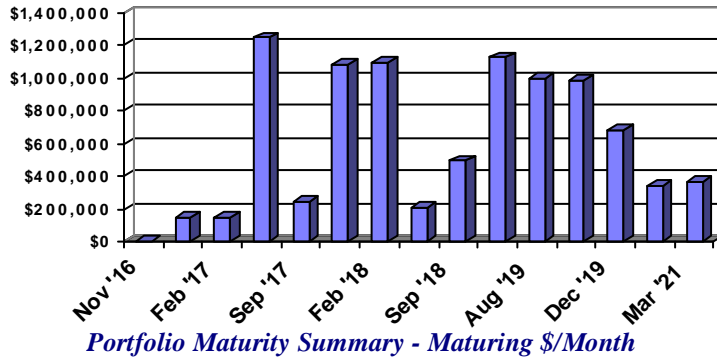
3596

Type	Trans	SEQ	Purchase	Maturity	Instrument	Par-Val/Mat. Val.	Original Cost	Rate
MM					Investment Shares Portfolio	\$513,736.67	\$513,736.67	
CD	192889	1	01/13/14	01/13/17	FAR EAST NATIONAL BANK	\$144,811.46	\$140,800.00	0.949
SEC	23783	1	12/20/10	02/01/17	Woodridge Illinois Taxable	\$150,000.00	\$150,000.00	3.350
CD	230007	1	08/18/16	06/30/17	ALLIANT CREDIT UNION	\$248,797.62	\$247,600.00	0.559
CD	230008	1	08/18/16	06/30/17	LANDMARK COMMUNITY BANK	\$248,882.70	\$247,700.00	0.552
CD	230009	1	08/18/16	06/30/17	BOFI FEDERAL BANK	\$249,984.92	\$248,800.00	0.550
CD	230010	1	08/18/16	06/30/17	USAMERIBANK	\$248,881.85	\$247,700.00	0.551
CD	230011	1	08/18/16	06/30/17	ENERBANK USA	\$248,881.96	\$247,700.00	0.551
SEC	30736	1	09/25/13	09/25/17	Cit Bank Certificate of Deposit	\$247,000.00	\$247,000.00	1.508
CD	205079	1	01/08/15	01/08/18	FIRST FREEDOM BANK	\$164,252.21	\$159,400.00	1.012
CD	205080	1	01/08/15	01/08/18	TRUSTONE FINANCIAL FEDERAL CREDIT UNION	\$249,684.73	\$241,600.00	1.111
CD	205081	1	01/08/15	01/08/18	HIBERNIA BANK	\$207,054.62	\$201,000.00	1.003
CD	192888	1	01/13/14	01/16/18	INDUSTRIAL & COMMERCIAL BANK OF CHINA	\$210,686.40	\$200,000.00	1.332
SEC	33742	1	01/14/15	01/16/18	Goldman Sachs Bank USA Certificate of Deposit	\$248,000.00	\$248,000.00	1.404
CD	205817	1	02/03/15	02/05/18	ADIRONDACK BANK	\$240,475.35	\$234,000.00	0.921
CD	205818	1	02/03/15	02/05/18	FIRST NB OF MCGREGOR	\$102,681.43	\$100,000.00	0.891
CD	205819	1	02/03/15	02/05/18	FIRST NATIONAL BANK	\$249,815.96	\$243,000.00	0.932
SEC	33857	1	02/05/15	02/05/18	Ally Bank Certificate of Deposit	\$248,000.00	\$248,000.00	1.154
CD	182782	1	02/15/13	02/15/18	PLAINS COMMERCE BANK	\$249,902.70	\$236,400.00	1.142
CD	208034	1	03/24/15	03/26/18	PEAPACK-GLADSTONE BANK	\$208,860.51	\$203,000.00	0.960
SEC	30731	1	09/25/13	09/25/18	Discover Bank Certificate of Deposit	\$247,000.00	\$247,000.00	2.013
SEC	30738	1	09/25/13	09/25/18	Compass Bank Certificate of Deposit	\$247,000.00	\$247,000.00	1.962
CD	192886	1	01/13/14	01/14/19	M.Y. SAFRA BANK	\$248,142.42	\$228,500.00	1.717
CD	192887	1	01/13/14	01/14/19	STEARNS BANK NA (N)	\$248,500.88	\$230,700.00	1.542
SEC	28287	1	10/09/12	01/15/19	Lakewood Township NJ Ref	\$630,000.00	\$630,000.00	1.580
SEC	28397	1	11/15/12	08/15/19	DENTON TX INDEP SCH DIST TXBL -REF - SER C	\$1,000,000.00	\$1,000,000.00	1.520
CD	232809	1	10/14/16	10/15/19	GBC INTERNATIONAL BANK	\$249,730.21	\$241,800.00	1.092
CD	232810	1	10/14/16	10/15/19	LUANA SAVINGS BANK	\$237,251.62	\$230,000.00	1.050
CD	232811	1	10/14/16	10/15/19	CITIZENS STATE BANK OF LA CROSSE	\$106,113.69	\$103,200.00	0.940
SEC	28316	1	10/15/12	10/15/19	ABERDEEN TWP NJ REF	\$390,000.00	\$390,000.00	1.570
SEC	28317	1	10/16/12	12/01/19	FAIRFIELD & UNION OH LOCAL SCH DIST	\$330,000.00	\$294,162.00	1.620
SEC	28355	1	10/19/12	12/01/19	COOK CNTY IL HIGH SCH DIST #205 THORNTON TWP	\$350,000.00	\$350,000.00	1.939
SEC	38171	1	09/02/16	10/01/20	City of New York NY	\$345,000.00	\$345,000.00	1.450
SEC	38170	1	09/02/16	03/01/21	City of Rochester NH	\$365,000.00	\$365,000.00	1.490

Type	Trans	SEQ	Purchase	Maturity	Instrument	Par-Val/Mat. Val.	Original Cost	Rate
<i>Note: Weighted Yield &amp; Weighted Average Portfolio Maturity are calculated only on the CD, CP, &amp; SEC desk.</i>						<b>Total Amount --&gt;</b>	<b>\$9,674,129.91</b>	<b>\$9,507,798.67</b>

**Time and Dollar Weighted Portfolio Yield: 1.430 %**  
**Weighted Average Portfolio Maturity: 659.19 Days**

**MM: 5.40%**  
**CD's: 44.52%**  
**CP: 0.00%**  
**SEC: 50.08%**



Portfolio Allocation by Transaction Type



# Total Portfolio Report CAR

As of: 11/30/16

PMA Financial Network, Inc.

2135 CityGate Lane  
7th Floor  
Naperville, Illinois 60563  
Telephone . 630-657-6400  
Facsimile . 630-718-8701

## BURNSVILLE ISD 191 / 2015A BONDS

5762

Type	Trans	SEQ	Purchase	Maturity	Instrument	Par-Val/Mat. Val.	Original Cost	Rate
MM					Investment Shares Portfolio	\$2,101,287.03	\$2,101,287.03	
CD	218112	1	12/01/15	12/01/16	KS STATEBANK / KANSAS STATE BANK OF MANHATTAN	\$249,965.10	\$248,200.00	0.711
SDA					Savings Deposit Account - CITIBANK (SDA)	\$0.09	\$0.09	
TS	233179	1	10/31/16	12/01/16	MN TRUST TERM SERIES	\$5,002,675.34	\$5,000,000.00	0.630
TS	233526	1	11/14/16	12/14/16	MN TRUST TERM SERIES	\$1,500,764.39	\$1,500,000.00	0.620
CD	224322	1	05/19/16	12/15/16	BANK OF CHINA	\$249,445.98	\$248,700.00	0.521
CD	224323	1	05/19/16	12/15/16	FREEDOM BANK OF VIRGINIA	\$249,539.32	\$248,800.00	0.516
CD	224324	1	05/19/16	12/15/16	FIELDPOINT PRIVATE BANK & TRUST	\$249,542.40	\$248,800.00	0.520
CD	224325	1	05/19/16	12/15/16	TEXAS CAPITAL BANK	\$249,428.39	\$248,700.00	0.510
CD	224087	1	05/11/16	01/13/17	FIRST COMMONS BANK NA	\$249,961.26	\$249,100.00	0.511
CD	224088	1	05/11/16	01/13/17	FIRST SECURITY BANK - HENDRICKS	\$249,961.93	\$249,100.00	0.511

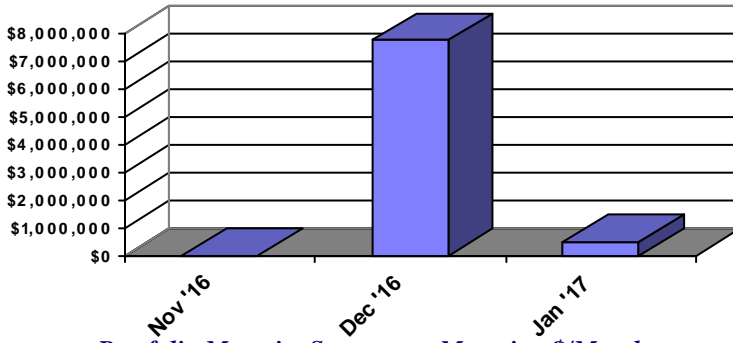
Note: Weighted Yield & Weighted Average Portfolio Maturity are calculated only on the CD, CP, & SEC desk.

Total Amount --> \$10,352,571.23 \$10,342,687.12

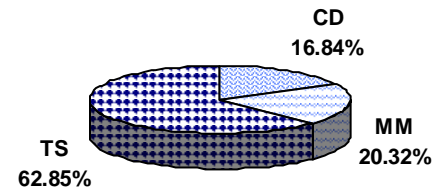
Time and Dollar Weighted Portfolio Yield: 0.559 %

Weighted Average Portfolio Maturity: 6.10 Days

MM: 20.32%  
CD's: 16.84%  
CP: 0.00%  
SEC: 0.00%



Portfolio Maturity Summary - Maturing \$/Month



Portfolio Allocation by Transaction Type



# Total Portfolio Report CAR

As of: 11/30/16

PMA Financial Network, Inc.

2135 CityGate Lane  
7th Floor  
Naperville, Illinois 60563  
Telephone . 630-657-6400  
Facsimile . 630-718-8701

## BURNSVILLE ISD 191 / 2012A ALT FACILITY

5070

Type	Trans	SEQ	Purchase	Maturity	Instrument	Par-Val/Mat. Val.	Original Cost	Rate
MM					Investment Shares Portfolio	\$717,045.75	\$717,045.75	
TS	233178	1	10/31/16	12/01/16	MN TRUST TERM SERIES	\$250,133.77	\$250,000.00	0.630
TS	233525	1	11/14/16	12/14/16	MN TRUST TERM SERIES	\$250,127.41	\$250,000.00	0.620
<b>Total Amount --&gt;</b>						<b>\$1,217,306.93</b>	<b>\$1,217,045.75</b>	

Note: Weighted Yield & Weighted Average Portfolio Maturity are calculated only on the CD, CP, & SEC desk.

Time and Dollar Weighted Portfolio Yield: 0.621 %

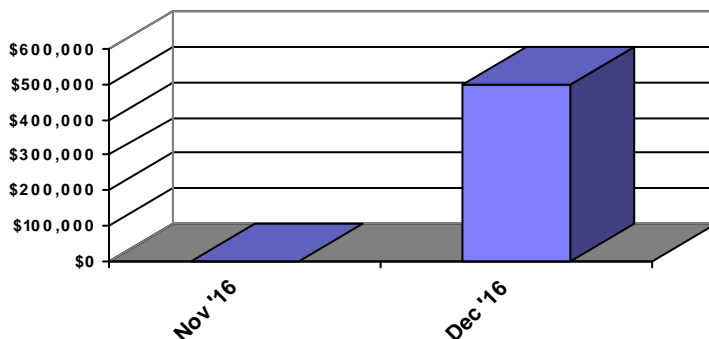
Weighted Average Portfolio Maturity: 3.08 Days

MM: 58.92%

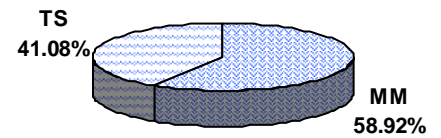
CD's: 0.00%

CP: 0.00%

SEC: 0.00%



Portfolio Maturity Summary - Maturing \$/Month



Portfolio Allocation by Transaction Type

## November 2016

### Wire Transfers

Date	From	To	Amount	For
110116	MSDLAF	Internal Revenue Service	802,793.21	10/31/16 Payroll - Federal Taxes
110116	MSDLAF	State of Minnesota	131,943.18	10/31/16 Payroll - State Taxes
110116	MSDLAF	State of Minnesota	2,151.10	10/31/16 Payroll - Child Support
110316	Scott County	MSDLAF	1,840,988.11	2nd half 2016 property taxes
110316	State of Minnesota	MSDLAF	375,894.67	MN State - MMB
110416	Dakota County	MSDLAF	6,106,793.00	Dakota County Taxes
110416	MSDLAF	US Bank	117,000.00	US Bank P-Card prefunding wire
110416	MSDLAF	Delta Dental	27,493.09	Dental Insurance
110416	MSDLAF	Corporate Health	14,671.81	Medical Claims
110416	MSDLAF	Corporate Health	7436.53	Flex Claims
110716	MSDLAF	Preferred One	312,943.35	Health Insurance
110916	MSDLAF	Delta Dental	13,866.15	Dental Insurance
111016	State of Minnesota	MSDLAF	689.06	MN State - MMB
111016	MSDLAF	TRA	353,054.76	10/31/16 Payroll - TRA
111016	MSDLAF	PERA	116,389.37	10/31/16 Payroll - PERA
111416	MSDLAF	Preferred One	303,257.60	Health Insurance
111416	MSDLAF	Corporate Health	263.16	Flex Claims
111516	MSDLAF	People's Bank	183,072.58	11/15/16 Payroll - TSA Wire
111516	MSDLAF	Teacher's Federal Credit Union	38,965.59	11/15/16 Payroll - Teacher's Dues
111516	MSDLAF	US Government	75,581.91	ACA Affordable Healthcare Act
111616	MSDLAF	Internal Revenue Service	750,052.47	11/15/16 Payroll - Federal Taxes
111616	MSDLAF	State of Minnesota	124,272.76	11/15/16 Payroll - State Taxes
111616	MSDLAF	State of Minnesota	2,151.10	11/15/16 Payroll - Child Support
111616	MSDLAF	Delta Dental	13,007.18	Dental Insurance
111716	State of Minnesota	MSDLAF	470,000.56	MN State - MMB
111716	MSDLAF	Healthy Savings	2,897.26	Healthy Savings Program
111816	MSDLAF	Wells Fargo	42,843.45	Athletic Field at BHS
111816	MSDLAF	Corporate Health	22,206.42	Medical Claims
111816	MSDLAF	Corporate Health	16,049.09	Flex Claims
112116	MSDLAF	Preferred One	202,857.92	Health Insurance
112316	State of Minnesota	MSDLAF	127,479.05	MN State - MMB

## November 2016

### Wire Transfers

<b>Date</b>	<b>From</b>	<b>To</b>	<b>Amount</b>	<b>For</b>
112316	MSDLAF	Delta Dental	16,459.01	Dental Insurance
112516	MSDLAF	TRA	349,422.16	11/15/16 Payroll - TRA
112516	MSDLAF	PERA	116,573.90	11/15/16 Payroll - PERA
112516	MSDLAF	Neopost	5,000.00	Postage
112516	MSDLAF	State of Minnesota	49,308.46	11/15/16 Payroll - Unemployment
112516	MSDLAF	Corporate Health	12,125.04	Medical Claims
112516	MSDLAF	Corporate Health	18,053.44	Flex Claims
112816	MSDLAF	Preferred One	255,628.73	Health Insurance
113016	MSDLAF	Teacher's Federal Credit Union	39,082.13	11/30/16 Payroll - Teacher's Dues
113016	MSDLAF	Delta Dental	9,635.10	Dental Insurance
113016	State of Minnesota	MSDLAF	43,371.24	MN State - MMB
113016	State of Minnesota	MSDLAF	82,413.70	MN State - MMB

## Check Register Report

Bank Number	Check Number	Check Status	Check Amount	Check Date	Vendor Number	Vendor Address Number	Vendor Name
1	1016749		\$24.60	Nov 9, 2016	88888	2051	DEERING, KARI
1	1016750		\$76.24	Nov 9, 2016	88888	7304	GOSSMAN, LISA ANN
1	1016751		\$32.35	Nov 9, 2016	88888	7847	KOLSTAD, MICHELE M
1	1016752		\$256.64	Nov 9, 2016	88888	8784	CARROLL, MICHELE
1	1016753		\$49.09	Nov 9, 2016	88888	12336	LOGAN, KARI M
1	1016754		\$159.84	Nov 9, 2016	88888	12806	CORBEBY, STEPHANIE A
1	1016755		\$30.97	Nov 9, 2016	88888	12947	BLOM, ANNE E
1	1016756		\$67.10	Nov 9, 2016	88888	13375	KENNEDY, JENNIFER
1	1016757		\$55.56	Nov 9, 2016	88888	14147	KLINNERT, ELIZABETH
1	1016758		\$23.33	Nov 9, 2016	88888	14243	LAQUA, NANCY A
1	1016759		\$14.79	Nov 9, 2016	88888	14613	JOHNSON, RONNA E
1	1016760		\$33.40	Nov 9, 2016	88888	15021	DALY, JULIE
1	1016761		\$34.34	Nov 9, 2016	88888	15381	KRAL, MELISSA M
1	1016762		\$23.32	Nov 9, 2016	88888	16448	HENRICH, SARAH L
1	1016763		\$69.66	Nov 9, 2016	88888	16633	CLOUTIER, DANA M
1	1016764		\$19.01	Nov 9, 2016	88888	16789	KRONABETTER, JULIE R
1	1016765		\$18.58	Nov 9, 2016	88888	16823	BUNKERS, KATHLEEN K
1	1016766		\$47.95	Nov 9, 2016	88888	17216	CHOUANARD, MARY E
1	1016767		\$20.52	Nov 9, 2016	88888	17786	LARSON, KATIE
1	1016768		\$7.56	Nov 9, 2016	88888	17981	BLOOD, KELSEY JO
1	1016769		\$18.19	Nov 9, 2016	88888	18002	GOLDSMITH, EMILY R
1	1016770		\$32.59	Nov 9, 2016	88888	18007	LAMONT, HEIDI O
1	1016771		\$23.38	Nov 9, 2016	88888	18691	GULDEN, JANET
1	1016772		\$94.66	Nov 9, 2016	88888	18797	GOODBUFFALO, DOMINIC E
1	1016773		\$40.55	Nov 9, 2016	88888	18848	LEMIRE, KATHERINE M
1	1016774		\$55.35	Nov 9, 2016	88888	18919	ARMSTRONG, NICHOLAS G
1	1016775		\$38.02	Nov 9, 2016	88888	18921	KASO, ANGELA M
1	1016776		\$35.22	Nov 9, 2016	88888	18943	HUGHES, RACHEL J
1	1016777		\$60.97	Nov 9, 2016	88888	18952	CSELOVSZKI, CASSANDRA K
1	1016778		\$41.58	Nov 9, 2016	88888	18955	BAUMBAUER, SARA L
1	1016779		\$241.92	Nov 9, 2016	88888	7268	MESARCHIK, MARY L
1	1016780		\$2,190.00	Nov 9, 2016	88888	8086	NEPSUND, JEFF L
1	1016781		\$52.75	Nov 9, 2016	88888	8269	VAN DER WOUDE, LORALIE A
1	1016782		\$58.37	Nov 9, 2016	88888	9239	OPATZ, LARRY
1	1016783		\$93.96	Nov 9, 2016	88888	9670	ROBOLE, VICKI M
1	1016784		\$101.21	Nov 9, 2016	88888	11858	MARSHALL, VERONICA JEAN
1	1016785		\$8.91	Nov 9, 2016	88888	12009	STENE, BARBARA
1	1016786		\$23.76	Nov 9, 2016	88888	13381	NESVIG, ERIKA
1	1016787		\$7.98	Nov 9, 2016	88888	14130	MCCROSKEY, SHARI
1	1016788		\$16.90	Nov 9, 2016	88888	14671	SMITH, TRACY J
1	1016789		\$11.34	Nov 9, 2016	88888	15010	NELSON, KATIE L

46

## Check Register Report

Bank Number	Check Number	Check Status	Check Amount	Check Date	Vendor Number	Vendor Address Number	Vendor Name
1	1016790		\$35.80	Nov 9, 2016	88888	15133	MOBERG, CARLENE
1	1016791		\$106.97	Nov 9, 2016	88888	17268	SINGLETON, SARAH K
1	1016792		\$267.33	Nov 9, 2016	88888	17408	PRUGH PLOEHN, KATHRYN A
1	1016793		\$70.42	Nov 9, 2016	88888	17431	QUINTANA, MARIANA
1	1016794		\$24.30	Nov 9, 2016	88888	17586	PERLICH, SHAWN
1	1016795		\$10.91	Nov 9, 2016	88888	17719	NIERENGARTEN, BRIANNA L
1	1016796		\$46.20	Nov 9, 2016	88888	18008	TOMALA, CRYSTAL M
1	1016797		\$65.99	Nov 9, 2016	88888	18215	WATKINS, DAVID
1	1016798		\$148.55	Nov 9, 2016	88888	18296	VAN OSDEL, BETHANY A
1	1016799		\$85.91	Nov 9, 2016	88888	18334	SHANLEY, SARAH J
1	1016800		\$12.91	Nov 9, 2016	88888	18536	SPAULDING, SHEILA J
1	1016801		\$253.58	Nov 9, 2016	88888	18639	PIOTROWSKI, AMY
1	1016802		\$67.51	Nov 9, 2016	88888	18846	OTTO, CARON
1	1016803		\$7.02	Nov 16, 2016	88888	4467	BARLAGE, SUSAN
1	1016804		\$13.77	Nov 16, 2016	88888	5747	CORDAHL, AMBER
1	1016805		\$88.07	Nov 16, 2016	88888	7269	BARTH, TAMI RAE
1	1016806		\$10.26	Nov 16, 2016	88888	8189	BRAUN, JEAN C
1	1016807		\$4.75	Nov 16, 2016	88888	9302	BOHR, JENNIFER L
1	1016808		\$13.60	Nov 16, 2016	88888	9390	ANDERSON, BARBARA JEAN
1	1016809		\$495.20	Nov 16, 2016	88888	10591	DAY, RANDELL
1	1016810		\$105.95	Nov 16, 2016	88888	11357	GANDRUD, JENNIFER L
1	1016811		\$28.67	Nov 16, 2016	88888	11966	HANSON, LISA
1	1016812		\$80.41	Nov 16, 2016	88888	12301	HJERMSTAD, HEATHER
1	1016813		\$50.54	Nov 16, 2016	88888	12319	CIN, STEPHANIE P
1	1016814		\$8.86	Nov 16, 2016	88888	13288	LUTZ, AMANDA J
1	1016815		\$125.00	Nov 16, 2016	88888	13360	IVORY, COURTENEY
1	1016816		\$29.60	Nov 16, 2016	88888	14479	KIBLER, JEANNE
1	1016817		\$27.81	Nov 16, 2016	88888	14624	JORDAN, JOANNA
1	1016818		\$55.08	Nov 16, 2016	88888	15074	CHAMERLIK, KAREN
1	1016819		\$17.28	Nov 16, 2016	88888	15209	GRANT, HEIDI A

47

## Check Register Report

Bank Number	Check Number	Check Status	Check Amount	Check Date	Vendor Number	Vendor Address Number	Vendor Name
1	1016820		\$32.12	Nov 16, 2016	88888	16313	HANSON, DEBRA A
1	1016821		\$45.09	Nov 16, 2016	88888	16377	ALEXON, BETH J
1	1016822		\$960.13	Nov 16, 2016	88888	16514	GRAFF, SALLY M
1	1016823		\$53.84	Nov 16, 2016	88888	16605	CRAWFORD, CINDY Y
1	1016824		\$13.50	Nov 16, 2016	88888	17764	COZAD, PATRICIA M
1	1016825		\$112.50	Nov 16, 2016	88888	17921	LEE, JENNIFER
1	1016826		\$67.50	Nov 16, 2016	88888	18189	LINDBERG, CHARLOTTE
1	1016827		\$66.70	Nov 16, 2016	88888	18297	KOCH, REBECCA M
1	1016828		\$161.46	Nov 16, 2016	88888	18545	KROHN, JULIE C
1	1016829		\$35.15	Nov 16, 2016	88888	18630	ANDERSON, JANELLE D
1	1016830		\$147.42	Nov 16, 2016	88888	18842	JACOBS, MICHELLE
1	1016831		\$103.89	Nov 16, 2016	88888	18882	AMMERMAN, ELISABETH A
1	1016832		\$109.46	Nov 16, 2016	88888	4356	SIMON, GLENN D.
1	1016833		\$13.93	Nov 16, 2016	88888	6326	NEPSUND, CYNTHIA J
1	1016834		\$24.66	Nov 16, 2016	88888	7838	MOULSOFF, NORINE L
1	1016835		\$25.49	Nov 16, 2016	88888	9223	REIHER, PAM
1	1016836		\$4.16	Nov 16, 2016	88888	9277	ZEIGLER, SARAH
1	1016837		\$293.49	Nov 16, 2016	88888	9771	PLUCINAK, JODY L
1	1016838		\$22.47	Nov 16, 2016	88888	10299	WEIGHTMAN, ELIZABETH C
1	1016839		\$9.88	Nov 16, 2016	88888	10820	SHELDEN, JON
1	1016840		\$11.39	Nov 16, 2016	88888	10820	SHELDEN, JON
1	1016841		\$30.50	Nov 16, 2016	88888	11452	TRANBY, BONITA K.
1	1016842		\$32.00	Nov 16, 2016	88888	12647	WALLER MCDEVITT, JENNIFER
1	1016843		\$125.00	Nov 16, 2016	88888	12724	STEEG, KIMBERLY KAYE
1	1016844		\$16.20	Nov 16, 2016	88888	13441	TESMER, RUSSELL
1	1016845		\$16.31	Nov 16,	88888	13651	SEXTON, MARCIA

48

## Check Register Report

Bank Number	Check Number	Check Status	Check Amount	Check Date	Vendor Number	Vendor Address Number	Vendor Name
				2016			
1	1016846		\$42.71	Nov 16, 2016	88888	14130	MCCROSKEY, SHARI
1	1016847		\$72.68	Nov 16, 2016	88888	14961	SPRY, KARIE
1	1016848		\$53.73	Nov 16, 2016	88888	16345	WALCZAK, CHERYL M
1	1016849		\$52.38	Nov 16, 2016	88888	16501	NESS, KAREN M
1	1016850		\$19.60	Nov 16, 2016	88888	17247	WOOD, KIMBERLY R
1	1016851		\$202.54	Nov 16, 2016	88888	18306	REICHERT, KRISTEN K
1	1016852		\$116.97	Nov 16, 2016	88888	18612	MALLINGER, MELINDA
1	1016853		\$18.04	Nov 16, 2016	88888	18635	MCDOWELL, MORGAN
1	1016854		\$23.00	Nov 16, 2016	88888	18657	MCINNIS, MARNIE JO
1	1016855		\$24.79	Nov 16, 2016	88888	18677	MCLAUGHLIN, ALEXANDRA M
1	1016856		\$48.81	Nov 16, 2016	88888	18959	SKAHEN, LORI L
1	1016857		\$88.15	Nov 22, 2016	88888	7490	LEAKE, DONALD L
1	1016858		\$40.00	Nov 22, 2016	88888	8284	JEFFERS, LUCRETIA
1	1016859		\$27.81	Nov 22, 2016	88888	8309	HENDRIX, EUGENIA M
1	1016860		\$153.90	Nov 22, 2016	88888	8309	HENDRIX, EUGENIA M
1	1016861		\$59.00	Nov 22, 2016	88888	10494	COOK, CARMEN R.
1	1016862		\$900.16	Nov 22, 2016	88888	11756	ERICKSON, CONSTANCE
1	1016863		\$149.60	Nov 22, 2016	88888	11817	ALVEY, HEATHER
1	1016864		\$25.65	Nov 22, 2016	88888	11817	ALVEY, HEATHER
1	1016865		\$78.98	Nov 22, 2016	88888	12303	LOESCH, JAKE
1	1016866		\$60.26	Nov 22, 2016	88888	13495	BROWN, CHRISTOPHER M
1	1016867		\$170.00	Nov 22, 2016	88888	14443	FEIG, PETER E
1	1016868		\$106.94	Nov 22, 2016	88888	16244	GILBERTSON, SHERRY A
1	1016869		\$169.10	Nov 22, 2016	88888	16617	HANSEN, MARIE C
1	1016870		\$220.00	Nov 22, 2016	88888	16826	BARR, BARBARA M

49

## Check Register Report

Bank Number	Check Number	Check Status	Check Amount	Check Date	Vendor Number	Vendor Address Number	Vendor Name
1	1016871		\$69.98	Nov 22, 2016	88888	17322	CZAPAR, KELLY N
1	1016872		\$74.95	Nov 22, 2016	88888	17435	LUND, ELLIOTT J
1	1016873		\$23.22	Nov 22, 2016	88888	18166	KASTLER, ANN
1	1016874		\$60.10	Nov 22, 2016	88888	10543	WURDEMAN, SCOTT
1	1016875		\$36.24	Nov 22, 2016	88888	10741	RAPPE, BRIAN
1	1016876		\$150.00	Nov 22, 2016	88888	11320	WALDRON, RACHELLE
1	1016877		\$119.16	Nov 22, 2016	88888	12283	NELSON, MICHELLE L
1	1016878		\$82.62	Nov 22, 2016	88888	16213	STAHLY, JANICE
1	1016879		\$65.77	Nov 22, 2016	88888	17462	TINKLENBERG, AARON D
1	1016880		\$10.00	Nov 22, 2016	88888	17823	UTTER, LINDA M
1	1016881		\$80.00	Nov 22, 2016	88888	18075	SCHLAGER, DEREK A
1	1016882		\$605.78	Nov 29, 2016	88888	8627	ORTH, STEVEN D. R.
1	1016883		\$99.00	Nov 29, 2016	88888	9629	MCKINNEY, MARGARET
1	1016884		\$130.00	Nov 29, 2016	88888	10972	WITTNEBEL, KATHY
1	1016885		\$162.55	Nov 29, 2016	88888	11887	MCDEVITT, PAUL DAVID
1	1016886		\$120.74	Nov 29, 2016	88888	12023	MCCARTHY, BRIGID M
1	1016887		\$5,110.00	Nov 29, 2016	88888	12351	PORTER, JANICE
1	1016888		\$39.99	Nov 29, 2016	88888	13431	PAETZOLD, ROBERT JAMES
1	1016889		\$56.46	Nov 29, 2016	88888	15856	TOUSIGNANT, HOLLY
1	1016890		\$243.54	Nov 29, 2016	88888	15911	WILLSON, DAWN M
1	1016891		\$200.00	Nov 29, 2016	88888	16166	RIDER, LISA K
1	1016892		\$66.10	Nov 29, 2016	88888	16338	WICKHAM, LAURA
1	1016893		\$110.90	Nov 29, 2016	88888	16491	VITALI, ALICIA F
1	1016894		\$788.39	Nov 29, 2016	88888	17183	VOIGT, PAMELA M
1	1016895		\$200.00	Nov 29, 2016	88888	17487	SOVINE, STACEY
1	1016896		\$200.00	Nov 29,	88888	18405	WINTERLIN, GORDON D

50

## Check Register Report

Bank Number	Check Number	Check Status	Check Amount	Check Date	Vendor Number	Vendor Address Number	Vendor Name
				2016			
1	1016897		\$62.47	Nov 29, 2016	88888	18612	MALLINGER, MELINDA
1	1016898		\$49.67	Nov 29, 2016	88888	18876	WOJCIK, HARRISON J
1	1016899		\$42.42	Nov 29, 2016	88888	18945	SCHMID, NATHAN J
1	1016900		\$49.15	Nov 29, 2016	88888	18987	ROTTJAKOB, RONDA K
1	1016901		\$10.21	Nov 29, 2016	88888	6452	BERG, JANET
1	1016902		\$60.00	Nov 29, 2016	88888	6956	ASHLEY, MARY K
1	1016903		\$45.58	Nov 29, 2016	88888	7490	LEAKE, DONALD L
1	1016904		\$38.98	Nov 29, 2016	88888	8284	JEFFERS, LUCRETIA
1	1016905		\$73.39	Nov 29, 2016	88888	9267	HOLDEN, MATTHEW J
1	1016906		\$6.56	Nov 29, 2016	88888	9881	LIVERS, GRACE
1	1016907		\$40.00	Nov 29, 2016	88888	10591	DAY, RANDELL
1	1016908		\$8.98	Nov 29, 2016	88888	11968	HENDRICKSON, LISA
1	1016909		\$14.47	Nov 29, 2016	88888	12209	KRUSE, MEGAN M
1	1016910		\$23.77	Nov 29, 2016	88888	13256	FANDRICH, KARI M
1	1016911		\$65.89	Nov 29, 2016	88888	14006	GRIFFIN, LYND SAY K
1	1016912		\$89.00	Nov 29, 2016	88888	14594	HEWETT, THOMAS
1	1016913		\$141.39	Nov 29, 2016	88888	15682	GONZALEZ, MEGAN
1	1016914		\$300.58	Nov 29, 2016	88888	15691	KING, LAURIE J
1	1016915		\$170.00	Nov 29, 2016	88888	17781	EGGERS, SHEANA
1	1016916		\$400.00	Nov 29, 2016	88888	17994	GOTHARD, JOSEPH M
1	1016917		\$200.00	Nov 29, 2016	88888	18043	AMOROSO, CYNTHIA
1	1016918		\$69.71	Nov 29, 2016	88888	18289	HARVES, NICOLE R
1	1016919		\$10.48	Nov 29, 2016	88888	18381	DEROUIN, JILL
1	1016920		\$200.00	Nov 29, 2016	88888	18391	JOHNSON, DOUGLAS A
1	1016921		\$39.42	Nov 29, 2016	88888	18649	BLUHM, WILLIAM AE

51

## Check Register Report

Bank Number	Check Number	Check Status	Check Amount	Check Date	Vendor Number	Vendor Address Number	Vendor Name
<b>Check Count</b>	<b>173</b>	<b>Grand Total</b>	<b>\$23,247.36</b>				

52

## Check Register Report

Bank Number	Check Number	Check Status	Check Amount	Check Date	Vendor Number	Vendor Address Number	Vendor Name
4	449616		\$525.00	Nov 8, 2016	27800	0	ANTHOLOGIE, LLC
4	449617		\$64.65	Nov 8, 2016	00009	8	APPLE VALLEY HIGH SCHOOL
4	449618		\$121.00	Nov 8, 2016	29210	0	APPLE VALLEY MEDICAL CLINIC, LTD
4	449619		\$253.75	Nov 8, 2016	09426	0	ARNESON, AL
4	449620		\$100.00	Nov 8, 2016	24503	0	BEAULIEN, NATHAN
4	449621		\$301.22	Nov 8, 2016	03544	2	BEST BUY BUSINESS ADVANTAGE ACCOUNT
4	449622		\$39,695.85	Nov 8, 2016	20206	1	BOOKSOURCE
4	449623	Unissued	\$0.00	Nov 8, 2016	20206	1	BOOKSOURCE
4	449624		\$15,244.46	Nov 8, 2016	04226	0	BURNSVILLE, CITY OF
4	449625	Unissued	\$0.00	Nov 8, 2016	04226	0	BURNSVILLE, CITY OF
4	449626		\$2,810.64	Nov 8, 2016	02519	0	CENTERPOINT ENERGY
4	449627		\$240.00	Nov 8, 2016	28260	0	CHOY, SERGIO R.
4	449628		\$60.00	Nov 8, 2016	25919	0	CORDOVA, LETICIA
4	449629		\$10,268.48	Nov 8, 2016	00641	0	DICK'S/LAKEVILLE SANITATION, INC.
4	449630		\$117.27	Nov 8, 2016	01143	1	EBSCO INFORMATION SERVICES
4	449631		\$1,340.50	Nov 8, 2016	26647	0	GERTENS WHOLESALE
4	449632		\$3,482.50	Nov 8, 2016	20540	0	INTELLIGERE, INC
4	449633		\$548.85	Nov 8, 2016	27932	1	MATHESON TRI-GAS, INC.
4	449634		\$13,954.53	Nov 8, 2016	07448	0	MINNESOTA VALLEY ELECTRIC COOPERATIVE
4	449635		\$10.00	Nov 8, 2016	00016	3234	PENA, MARIA
4	449636		\$180.00	Nov 8, 2016	24879	0	PEREZ, MELISSA M.
4	449637		\$7,204.00	Nov 8, 2016	00488	0	REGION 3AA
4	449638		\$868.00	Nov 8, 2016	00488	0	REGION 3AA
4	449639		\$60.00	Nov 8, 2016	26869	0	ROBLES VAZQUEZ, ISMAEL
4	449640		\$5,652.48	Nov 8, 2016	09588	0	SAVAGE, CITY OF
4	449641		\$50.00	Nov 8,	24679	0	SCHALLER, WES

53

## Check Register Report

Bank Number	Check Number	Check Status	Check Amount	Check Date	Vendor Number	Vendor Address Number	Vendor Name
				2016			
4	449642		\$11.30	Nov 8, 2016	00001	1715	SERVIN MERIDA, BANY
4	449643		\$3,834.00	Nov 8, 2016	03369	0	SEXTON PRINTING
4	449644		\$2,057.20	Nov 8, 2016	01076	3	SWNEWSMEDIA.COM
4	449645		\$60.00	Nov 8, 2016	24968	0	TRANG, KRISTINE
4	449646		\$57,696.48	Nov 8, 2016	04417	1	US FOODS INC
4	449647	Unissued	\$0.00	Nov 8, 2016	04417	1	US FOODS INC
4	449648	Unissued	\$0.00	Nov 8, 2016	04417	1	US FOODS INC
4	449649	Unissued	\$0.00	Nov 8, 2016	04417	1	US FOODS INC
4	449650	Unissued	\$0.00	Nov 8, 2016	04417	1	US FOODS INC
4	449651	Unissued	\$0.00	Nov 8, 2016	04417	1	US FOODS INC
4	449652		\$120.00	Nov 8, 2016	25560	0	WARSAME, KADRA
4	449653		\$5,017.52	Nov 11, 2016	28551	0	ADVANCED IMAGING SOLUTIONS
4	449654		\$200.00	Nov 11, 2016	27586	0	AMERICAN OFFICE PRODUCTS
4	449655		\$120.00	Nov 11, 2016	29405	0	ARRUNATEGUI, CARLA
4	449656		\$120.00	Nov 11, 2016	29404	0	BURCIAGA, MARIA
4	449657		\$180.00	Nov 11, 2016	29403	0	CARLEVARINO, GIOVANNA
4	449658		\$266.02	Nov 11, 2016	02781	5	CENTURYLINK
4	449659		\$9.06	Nov 11, 2016	26565	1	COMCAST
4	449660		\$405.00	Nov 11, 2016	25919	0	CORDOVA, LETICIA
4	449661		\$2,556.49	Nov 11, 2016	02333	1	EARTHGRAINS BAKING CO. INC.
4	449662		\$74.25	Nov 11, 2016	09272	2	ECM PUBLISHERS, INC.
4	449663		\$17.17	Nov 11, 2016	00016	3222	HOLLOWAY, MARIAH
4	449664		\$116.20	Nov 11, 2016	02483	0	INTEGRA TELECOM
4	449665		\$52,980.00	Nov 11, 2016	27633	0	KELLY SERVICES, INC.
4	449666		\$120.00	Nov 11, 2016	29401	0	LOPEZ, GEORGE C.

54

## Check Register Report

Bank Number	Check Number	Check Status	Check Amount	Check Date	Vendor Number	Vendor Address Number	Vendor Name
4	449667		\$86.40	Nov 11, 2016	00016	3235	MARTIN, TAYLOR
4	449668		\$120.00	Nov 11, 2016	29406	0	MATA, ANGELINA
4	449669		\$120.00	Nov 11, 2016	03936	4	MINNETONKA DEBATE
4	449670		\$120.00	Nov 11, 2016	29402	0	MOHAMED, ZAHRA
4	449671		\$1,410.00	Nov 11, 2016	03216	0	MROS, RICHARD
4	449672		\$59.80	Nov 11, 2016	02489	1	OFFICE DEPOT COMPANY
4	449673		\$769.00	Nov 11, 2016	29333	0	PEDIATECH NURSING, LLC
4	449674		\$60.00	Nov 11, 2016	24879	0	PEREZ, MELISSA M.
4	449675		\$270.00	Nov 11, 2016	03619	0	SAVAGE CHAMBER OF COMMERCE
4	449676		\$25,506.00	Nov 11, 2016	09331	0	SCHMITTY & SONS SCHOOL BUSES, INC.
4	449677		\$25.00	Nov 11, 2016	28332	0	SCHUTTS, STEVE
4	449678		\$115.30	Nov 11, 2016	24465	2	SHRED-IT USA
4	449679		\$495.00	Nov 11, 2016	28340	0	TWIN CITIES PHOTO BOOTH
4	449680		\$17,713.72	Nov 11, 2016	02776	0	XCEL ENERGY
4	449681		\$788.48	Nov 14, 2016	01365	0	AMERIPRIDE LINEN AND APPAREL SERVICES
4	449682		\$105.57	Nov 14, 2016	00428	0	ARAMARK
4	449683		\$189.00	Nov 14, 2016	24487	0	CADE, STEPHANIE
4	449684		\$612.00	Nov 14, 2016	28973	0	CASPERSON, JULIE
4	449685		\$60.00	Nov 14, 2016	25919	0	CORDOVA, LETICIA
4	449686		\$35.00	Nov 14, 2016	02213	0	DAKOTA COUNTY MASTER GARDNERS
4	449687		\$156.00	Nov 14, 2016	26354	0	DAVILA, ADYS M.
4	449688		\$2,589.24	Nov 14, 2016	09859	1	DISCOUNT SCHOOL SUPPLY
4	449689		\$152.00	Nov 14, 2016	28531	0	EDUCATION MINNESOTA
4	449690		\$432.00	Nov 14, 2016	04248	0	GEYEN, JULIE
4	449691		\$122.00	Nov 14, 2016	27604	0	GREAT LAKES HIGHER EDUCATION CORPORATION
4	449692		\$176.00	Nov 14,	00052	0	IKI INC.

55

## Check Register Report

Bank Number	Check Number	Check Status	Check Amount	Check Date	Vendor Number	Vendor Address Number	Vendor Name
				2016			
4	449693		\$2,464.00	Nov 14, 2016	26911	0	INTERNATIONAL GYMNASTICS OF MN, LLC
4	449694		\$43.94	Nov 14, 2016	03003	2	J.W. PEPPER & SON INC.
4	449695		\$310.00	Nov 14, 2016	25881	0	KANDAKAI, PATRICIA
4	449696		\$1,464.23	Nov 14, 2016	27633	0	KELLY SERVICES, INC.
4	449697		\$1,000.00	Nov 14, 2016	24378	0	KEVIN M. HARRINGTON Ph.D.
4	449698		\$63.99	Nov 14, 2016	28748	0	LAMPRECHT, JOHN
4	449699		\$87.50	Nov 14, 2016	22385	0	METRO TRANSIT
4	449700		\$40.00	Nov 14, 2016	08014	0	MN ASSOC OF SECRETARIES TO THE PRINCIPA(MASP)
4	449701		\$14,165.00	Nov 14, 2016	08543	9	MN DEPT OF HEALTH
4	449702	Unissued	\$0.00	Nov 14, 2016	08543	9	MN DEPT OF HEALTH
4	449703		\$110.00	Nov 14, 2016	28234	0	MOORE, LYNN
4	449704		\$675.00	Nov 14, 2016	28766	0	MUNOZ, MEGAN
4	449705		\$126.00	Nov 14, 2016	02467	0	NOVAK, JANICE S.
4	449706		\$420.00	Nov 14, 2016	24879	0	PEREZ, MELISSA M.
4	449707		\$134.00	Nov 14, 2016	29171	0	PERFORMANT RECOVERY INC
4	449708		\$98.08	Nov 14, 2016	03532	2	SCHMITT MUSIC
4	449709		\$186.80	Nov 14, 2016	03196	4	SCHOLASTIC INC.
4	449710		\$220.66	Nov 14, 2016	03196	6	SCHOLASTIC INC.
4	449711		\$456.00	Nov 14, 2016	24855	0	SEVER'S
4	449712		\$23,986.51	Nov 14, 2016	23848	0	SFM
4	449713		\$10.00	Nov 14, 2016	00001	1716	TUCKER, BASHENAI
4	449714		\$22.40	Nov 14, 2016	04172	0	UNITED PARCEL SERVICE
4	449715		\$172.00	Nov 14, 2016	02813	7	US DEPARTMENT OF EDUCATION
4	449716		\$150.00	Nov 14, 2016	23463	18	US DEPT OF TREASURY
4	449717		\$38,904.05	Nov 14, 2016	04417	1	US FOODS INC

56

## Check Register Report

Bank Number	Check Number	Check Status	Check Amount	Check Date	Vendor Number	Vendor Address Number	Vendor Name
4	449718	Unissued	\$0.00	Nov 14, 2016	04417	1	US FOODS INC
4	449719	Unissued	\$0.00	Nov 14, 2016	04417	1	US FOODS INC
4	449720		\$37.50	Nov 14, 2016	24439	0	VAN RISSEGHEM, KRISTIN DIANN
4	449721		\$6,178.34	Nov 14, 2016	00535	1	VERIZON WIRELESS
4	449722		\$39.64	Nov 14, 2016	00016	3227	WHELAN, ELAINE
4	449723		\$5,390.00	Nov 14, 2016	07737	0	YOUTH FRONTIERS, INC.
4	449724		\$20.00	Nov 18, 2016	00000	7283	ABRAHAMSON, RONALD
4	449725		\$40.00	Nov 18, 2016	00000	7284	ANDERSON, KATHRYN
4	449726		\$20.00	Nov 18, 2016	00016	1690	BALLARD, EILEEN
4	449727		\$59.00	Nov 18, 2016	00000	7285	BURDASH, EMMET
4	449728		\$10.00	Nov 18, 2016	00000	7286	CARNEY, KAREN
4	449729		\$10.00	Nov 18, 2016	00000	8402	CARNEY, PETER
4	449730		\$60.00	Nov 18, 2016	28401	0	CHOY, KEREN
4	449731		\$10.00	Nov 18, 2016	00000	7287	CHRISTENSON, HELEN
4	449732		\$405.00	Nov 18, 2016	25919	0	CORDOVA, LETICIA
4	449733		\$480.00	Nov 18, 2016	00502	0	CORNERSTONE COPY CENTER
4	449734		\$10.00	Nov 18, 2016	00000	7288	DARGAVEL, PATRICIA
4	449735		\$59.00	Nov 18, 2016	00000	7289	DUNWOODY, DRU
4	449736		\$452.40	Nov 18, 2016	26262	0	EDUCATORS BENEFIT CONSULTANTS, LLC
4	449737		\$30.00	Nov 18, 2016	00000	7290	EDWARDS, ERICA
4	449738		\$54.00	Nov 18, 2016	00000	7293	EKSTRAND, JANET
4	449739		\$10.00	Nov 18, 2016	00000	7291	ELLINGSON, GAYLE
4	449740		\$5.00	Nov 18, 2016	00000	7292	ELSASS, RUTH
4	449741		\$320.00	Nov 18, 2016	28747	0	FERDINAND, MARGARET
4	449742		\$10.00	Nov 18, 2016	00000	7294	FICK, JUDY
4	449743		\$145.83	Nov 18,	28202	0	FOUNDATION 191

57

## Check Register Report

Bank Number	Check Number	Check Status	Check Amount	Check Date	Vendor Number	Vendor Address Number	Vendor Name
				2016			
4	449744		\$10.00	Nov 18, 2016	00575	0	GROTH MUSIC COMPANY
4	449745		\$20.00	Nov 18, 2016	E0298	0	GRUMAN, LUCIE
4	449746		\$20.00	Nov 18, 2016	00000	629	GUSTAFSON, KATHRYN
4	449747		\$10.00	Nov 18, 2016	00016	2839	HALVERSON, MARY JO
4	449748		\$10.00	Nov 18, 2016	00000	7295	HANSEN, LAVERNE
4	449749		\$19.00	Nov 18, 2016	00000	7296	HART, LORAYNE
4	449750		\$10.00	Nov 18, 2016	00000	2104	HARTWELL, BARBARA
4	449751		\$10.00	Nov 18, 2016	00000	7297	HENDRICKSON, GORDON
4	449752		\$10.00	Nov 18, 2016	E0016	0	HERRMANN, ROSINA
4	449753		\$49.00	Nov 18, 2016	00000	7298	HINZ, EMILY
4	449754		\$10.00	Nov 18, 2016	00000	7299	HOLMES, SHARON
4	449755		\$67.50	Nov 18, 2016	24867	0	IBAR, AMINA
4	449756		\$1,111.25	Nov 18, 2016	20540	0	INTELLIGERE, INC
4	449757		\$35.00	Nov 18, 2016	00000	109	JENSEN, JOANNE
4	449758		\$20.00	Nov 18, 2016	00000	7300	JOHNSON, BERT
4	449759		\$112.00	Nov 18, 2016	20523	0	JONES, SCOTT
4	449760		\$15,300.00	Nov 18, 2016	28688	0	K12 TRANSPORTATION MANAGEMENT SERVICES, INC.
4	449761		\$348.50	Nov 18, 2016	08356	1	KENNEDY & GRAVEN, CHARTERED
4	449762		\$10.00	Nov 18, 2016	00000	7301	KNOCH, MARIEL
4	449763		\$19.00	Nov 18, 2016	00000	6560	KUPFER, BRETA
4	449764		\$10.00	Nov 18, 2016	00000	7302	KUPLIC, SHIRLEY
4	449765		\$10.00	Nov 18, 2016	00000	7303	LARSON, DENNIS
4	449766		\$10.00	Nov 18, 2016	E2173	0	LATTERY, AUDREY
4	449767		\$10.00	Nov 18, 2016	E4384	0	LETHERT, ARDIS M.
4	449768		\$10.00	Nov 18, 2016	00000	488	LINS, ELIZABETH

58

## Check Register Report

Bank Number	Check Number	Check Status	Check Amount	Check Date	Vendor Number	Vendor Address Number	Vendor Name
4	449769		\$155.00	Nov 18, 2016	24865	0	MANKATO EAST HIGH SCHOOL DEBATE
4	449770		\$10.00	Nov 18, 2016	00000	7276	MANTEUFEL, PAM
4	449771		\$19.00	Nov 18, 2016	00000	1576	MARTEL, VALERIE
4	449772		\$10.00	Nov 18, 2016	00000	7677	MAXFIELD, MONIKA
4	449773		\$10.00	Nov 18, 2016	00000	7278	MEADOWS, MARJ
4	449774		\$49.00	Nov 18, 2016	00000	7279	MENAS, CYNTHIA
4	449775		\$3,032.99	Nov 18, 2016	03029	1	MINNESOTA ENERGY RESOURCES CORPORATION
4	449776		\$1,175.00	Nov 18, 2016	29012	0	PACHABELLY DANCE
4	449777		\$120.00	Nov 18, 2016	24879	0	PEREZ, MELISSA M.
4	449778		\$1,540.00	Nov 18, 2016	24681	0	PROFESSIONAL WIRELESS COMMUNICATIONS
4	449779		\$874.00	Nov 18, 2016	24866	0	REID, ANNE MCFAUL
4	449780		\$10.00	Nov 18, 2016	00000	7280	RONAYNE, PAT
4	449781		\$10.00	Nov 18, 2016	00000	7281	ROSE, DOROTHY
4	449782		\$203.00	Nov 18, 2016	25562	0	SACHS, ALICE
4	449783		\$10.00	Nov 18, 2016	00000	527	SATHER, CAROL ANN
4	449784		\$112.11	Nov 18, 2016	03532	2	SCHMITT MUSIC
4	449785		\$10.00	Nov 18, 2016	00000	7282	SLATER, GAIL
4	449786		\$10.00	Nov 18, 2016	00000	7277	STARK, VERNON
4	449787		\$318.83	Nov 18, 2016	08203	1	TIES
4	449788		\$10.00	Nov 18, 2016	21190	0	TROUSIL, WANDA
4	449789		\$22.50	Nov 18, 2016	28197	0	TWO RIGHT FEET
4	449790		\$5,699.35	Nov 18, 2016	04153	1	U.S. POSTMASTER
4	449791		\$160.73	Nov 18, 2016	E7415	0	UMHOFER, THOMAS C
4	449792		\$6,971.73	Nov 23, 2016	28551	0	ADVANCED IMAGING SOLUTIONS
4	449793		\$128.30	Nov 23, 2016	06215	0	AIRPORT TAXI, INC.
4	449794		\$13,512.00	Nov 23,	28136	1	AIRWATCH, LLC

59

## Check Register Report

Bank Number	Check Number	Check Status	Check Amount	Check Date	Vendor Number	Vendor Address Number	Vendor Name
				2016			
4	449795		\$9,080.93	Nov 23, 2016	27586	0	AMERICAN OFFICE PRODUCTS
4	449796		\$591.25	Nov 23, 2016	08586	0	APPLE VALLEY/HAYES SPORTS ARENAS
4	449797		\$300.00	Nov 23, 2016	00673	0	BURNSVILLE, CITY OF
4	449798		\$3,200.00	Nov 23, 2016	29000	0	CAPTURE VIDEO, LLC
4	449799		\$4,000.00	Nov 23, 2016	21968	0	CEL PUBLIC RELATIONS, INC.
4	449800		\$10,400.00	Nov 23, 2016	24466	1	CENTER FOR THE COLLABORATIVE CLASSROOM
4	449801		\$4,217.60	Nov 23, 2016	02519	0	CENTERPOINT ENERGY
4	449802		\$382.52	Nov 23, 2016	02519	3	CENTERPOINT ENERGY SERVICES, INC.
4	449803		\$5,252.20	Nov 23, 2016	29409	0	CHERRYDALE FARMS
4	449804		\$367.50	Nov 23, 2016	25919	0	CORDOVA, LETICIA
4	449805		\$70,423.79	Nov 23, 2016	00809	0	DAKOTA ELECTRIC ASSOCIATION
4	449806		\$4,676.03	Nov 23, 2016	09859	1	DISCOUNT SCHOOL SUPPLY
4	449807		\$90.00	Nov 23, 2016	24869	0	GONZALEZ-MEJIA, JUAN CARLOS
4	449808		\$959.00	Nov 23, 2016	20744	0	GOPHER STATE EVENTS, LLC
4	449809		\$3,147.22	Nov 23, 2016	07139	0	HASTINGS BUS COMPANY
4	449810		\$74,207.36	Nov 23, 2016	27811	0	HEADWAY EMOTIONAL HEALTH SERVICES
4	449811		\$45,148.78	Nov 23, 2016	27633	0	KELLY SERVICES, INC.
4	449812		\$420.00	Nov 23, 2016	29397	0	LE, SARAH
4	449813		\$150.00	Nov 23, 2016	25721	0	MANKATO WEST HIGH SCHOOL
4	449814		\$2,328.21	Nov 23, 2016	25512	0	MAYER ARTS, INC.
4	449815		\$627.00	Nov 23, 2016	24921	0	MECA SPORTSWEAR
4	449816		\$829.00	Nov 23, 2016	23866	0	MESSERLI & KRAMER PA
4	449817		\$1,000.00	Nov 23, 2016	20470	0	MINNEAPOLIS COMMUNITY & TECHNICAL COLLEGE
4	449818		\$30.00	Nov 23, 2016	25372	4	NCS PEARSON INC
4	449819		\$602.00	Nov 23, 2016	29333	0	PEDIATECH NURSING, LLC

69

## Check Register Report

Bank Number	Check Number	Check Status	Check Amount	Check Date	Vendor Number	Vendor Address Number	Vendor Name
4	449820		\$2,243.47	Nov 23, 2016	03532	2	SCHMITT MUSIC
4	449821		\$40.25	Nov 23, 2016	20504	1	SCHWAAB, INC.
4	449822		\$8,222.50	Nov 23, 2016	24346	0	STRATEGIC BEHAVIORAL SOLUTIONS
4	449823		\$100.00	Nov 23, 2016	28197	0	TWO RIGHT FEET
4	449824		\$61,335.00	Nov 23, 2016	08595	0	UNIVERSITY OF MINNESOTA-TUITION
4	449825		\$44,207.57	Nov 23, 2016	04417	1	US FOODS INC
4	449826	Unissued	\$0.00	Nov 23, 2016	04417	1	US FOODS INC
4	449827	Unissued	\$0.00	Nov 23, 2016	04417	1	US FOODS INC
4	449828	Unissued	\$0.00	Nov 23, 2016	04417	1	US FOODS INC
4	449829		\$204.00	Nov 23, 2016	28298	0	US HEALTH WORKS MEDICAL GRP MN, PC
4	449830		\$1,136.19	Nov 23, 2016	20019	0	VERNON COMPANY
4	449831		\$214.04	Nov 29, 2016	00017	0	AIM ELECTRONICS, INC.
4	449832		\$78.90	Nov 29, 2016	00428	0	ARAMARK
4	449833		\$14.32	Nov 29, 2016	00016	1690	BALLARD, EILEEN
4	449834		\$875.00	Nov 29, 2016	28758	0	BEHAVE YOUR BEST LLC
4	449835		\$175.00	Nov 29, 2016	00722	3	BLOOMINGTON JEFFERSON HIGH SCHOOL
4	449836		\$595.00	Nov 29, 2016	00673	0	BURNSVILLE, CITY OF
4	449837		\$6,706.94	Nov 29, 2016	02519	0	CENTERPOINT ENERGY
4	449838		\$482.06	Nov 29, 2016	02781	5	CENTURYLINK
4	449839		\$150.37	Nov 29, 2016	00000	2030	CHRISTENSEN, MARYBETH
4	449840		\$645.00	Nov 29, 2016	25919	0	CORDOVA, LETICIA
4	449841		\$424.38	Nov 29, 2016	28540	0	CORE BEVERAGE
4	449842		\$50.00	Nov 29, 2016	20524	0	DEWALD, RINA C.
4	449843		\$278.46	Nov 29, 2016	24275	0	FAGERNESS, JOYCE
4	449844		\$143.00	Nov 29, 2016	20644	0	FREY, DAVE
4	449845		\$3,570.36	Nov 29,	28988	1	FRONTLINE TECHNOLOGIES GROUP, LLC

61

## Check Register Report

Bank Number	Check Number	Check Status	Check Amount	Check Date	Vendor Number	Vendor Address Number	Vendor Name
				2016			
4	449846		\$81.00	Nov 29, 2016	25914	0	HOPKINS, SHAUN
4	449847		\$1,639.00	Nov 29, 2016	29410	0	HYVEE
4	449848		\$150.00	Nov 29, 2016	01880	3	IND. SCHOOL DIST. 194 - LAKEVILLE SOUTH
4	449849		\$1,758.75	Nov 29, 2016	20540	0	INTELLIGERE, INC
4	449850		\$2,500.00	Nov 29, 2016	01029	0	INVER HILLS COMMUNITY COLLEGE
4	449851		\$200.00	Nov 29, 2016	27103	0	JOHNSTON, APRYL
4	449852		\$574.00	Nov 29, 2016	08356	1	KENNEDY & GRAVEN, CHARTERED
4	449853		\$1,180.00	Nov 29, 2016	24514	0	KEYSTONE INTERPRETING SOLUTIONS, INC.
4	449854		\$62.00	Nov 29, 2016	24352	0	KLAERS, MARK
4	449855		\$11,975.70	Nov 29, 2016	02102	0	KRAUS-ANDERSON INS. AGENCY, INC.
4	449856		\$144.75	Nov 29, 2016	28978	0	LINDSKOOG BOSCH, ALEJANDRA
4	449857		\$400.00	Nov 29, 2016	28626	0	MARSHALL MEMO LLC
4	449858		\$855.00	Nov 29, 2016	06559	0	MATRIX COMMUNICATIONS, INC.
4	449859		\$87.50	Nov 29, 2016	22385	0	METRO TRANSIT
4	449860		\$208.50	Nov 29, 2016	24060	0	MEYER, RITA
4	449861		\$384.28	Nov 29, 2016	23914	0	MIDWEST VENDING
4	449862		\$1,233.78	Nov 29, 2016	03029	1	MINNESOTA ENERGY RESOURCES CORPORATION
4	449863		\$305.00	Nov 29, 2016	08543	9	MN DEPT OF HEALTH
4	449864		\$858.00	Nov 29, 2016	26466	0	MN HIGHWAY SAFETY & RESEARCH CENTER
4	449865	Unissued	\$0.00	Nov 29, 2016	26466	0	MN HIGHWAY SAFETY & RESEARCH CENTER
4	449866		\$6,876.00	Nov 29, 2016	02445	0	MN STATE HIGH SCHOOL LEAGUE (MSHSL)
4	449867		\$60.00	Nov 29, 2016	24243	0	MUNOZ, MARIBEL
4	449868		\$700.00	Nov 29, 2016	25883	0	NATIONAL SPORTS CENTER-SCHWAN CUP
4	449869		\$216.00	Nov 29, 2016	09589	2	NEOPOST USA INC
4	449870		\$480.00	Nov 29, 2016	24879	0	PEREZ, MELISSA M.

62

## Check Register Report

Bank Number	Check Number	Check Status	Check Amount	Check Date	Vendor Number	Vendor Address Number	Vendor Name
4	449871		\$678.00	Nov 29, 2016	24681	0	PROFESSIONAL WIRELESS COMMUNICATIONS
4	449872		\$6,048.00	Nov 29, 2016	00488	0	REGION 3AA
4	449873		\$2,208.13	Nov 29, 2016	20099	2	RELIASTAR LIFE INSURANCE COMPANY
4	449874		\$2,783.10	Nov 29, 2016	20099	3	RELIASTAR LIFE INSURANCE COMPANY
4	449875		\$860.00	Nov 29, 2016	24374	0	RINGBERG, THOMAS
4	449876		\$94.10	Nov 29, 2016	03532	2	SCHMITT MUSIC
4	449877		\$143.00	Nov 29, 2016	24557	0	SCHMITZ, STEVE
4	449878		\$40.00	Nov 29, 2016	26552	3	SCHOOL NUTRITION ASSOCIATION
4	449879		\$7,318.47	Nov 29, 2016	07382	0	SCHOOL SERVICES EMPLOYEES LOCAL 284
4	449880		\$37.74	Nov 29, 2016	20504	1	SCHWAAB, INC.
4	449881		\$1,296.00	Nov 29, 2016	03369	0	SEXTON PRINTING
4	449882		\$124.00	Nov 29, 2016	29047	0	SINKING MOON ATHLETICS LLC
4	449883		\$2,263.00	Nov 29, 2016	28802	0	SLIPSCREEN PRINTING LLC
4	449884		\$1,500.00	Nov 29, 2016	25234	0	STEINBERG-BOHN, JANET
4	449885		\$1,060.00	Nov 29, 2016	21607	0	SUCCESS BEYOND THE CLASSROOM
4	449886		\$1,346.22	Nov 29, 2016	29345	1	T-MOBILE
4	449887		\$38,357.69	Nov 29, 2016	24486	0	THE HARTFORD
4	449888		\$143.00	Nov 29, 2016	28681	0	THOM, ERIC
4	449889		\$45.00	Nov 29, 2016	00016	3236	TODD, BARBARA
4	449890		\$143.43	Nov 29, 2016	21190	0	TROUSIL, WANDA
4	449891		\$517.20	Nov 29, 2016	04153	1	U.S. POSTMASTER
4	449892		\$229.00	Nov 29, 2016	24519	0	ULTRA GREEN PACKAGING, INC.
4	449893		\$33,193.14	Nov 29, 2016	04417	1	US FOODS INC
4	449894	Unissued	\$0.00	Nov 29, 2016	04417	1	US FOODS INC
4	449895	Unissued	\$0.00	Nov 29, 2016	04417	1	US FOODS INC
4	449896		\$204.00	Nov 29,	28298	0	US HEALTH WORKS MEDICAL GRP MN,

63

## Check Register Report

Bank Number	Check Number	Check Status	Check Amount	Check Date	Vendor Number	Vendor Address Number	Vendor Name
				2016			PC
4	449897		\$15.00	Nov 29, 2016	00001	1717	WHITE, CHRISTY
4	449898		\$1,606.50	Nov 29, 2016	29156	0	WILDERNESS INQUIRY
4	449899		\$60.00	Nov 29, 2016	25837	0	WILLIAMS, REBECCA
4	449900		\$15,209.43	Dec 1, 2016	28147	1	AGROPUR INC. DIVISION NATREL USA
4	449901	Unissued	\$0.00	Dec 1, 2016	28147	1	AGROPUR INC. DIVISION NATREL USA
4	449902	Unissued	\$0.00	Dec 1, 2016	28147	1	AGROPUR INC. DIVISION NATREL USA
4	449903	Unissued	\$0.00	Dec 1, 2016	28147	1	AGROPUR INC. DIVISION NATREL USA
4	449904	Unissued	\$0.00	Dec 1, 2016	28147	1	AGROPUR INC. DIVISION NATREL USA
4	449905	Unissued	\$0.00	Dec 1, 2016	28147	1	AGROPUR INC. DIVISION NATREL USA
4	449906	Unissued	\$0.00	Dec 1, 2016	28147	1	AGROPUR INC. DIVISION NATREL USA
4	449907	Unissued	\$0.00	Dec 1, 2016	28147	1	AGROPUR INC. DIVISION NATREL USA
4	449908	Unissued	\$0.00	Dec 1, 2016	28147	1	AGROPUR INC. DIVISION NATREL USA
4	449909	Unissued	\$0.00	Dec 1, 2016	28147	1	AGROPUR INC. DIVISION NATREL USA
4	449910		\$1,470.96	Dec 1, 2016	03503	0	AMERICAN TIME & SIGNAL
4	449911		\$527.45	Dec 1, 2016	01365	0	AMERIPRIDE LINEN AND APPAREL SERVICES
4	449912	Unissued	\$0.00	Dec 1, 2016	01365	0	AMERIPRIDE LINEN AND APPAREL SERVICES
4	449913		\$2,277.00	Dec 1, 2016	00249	1	APPLE COMPUTER INC.
4	449914		\$5,317.51	Dec 1, 2016	00106	0	AQUA ENGINEERING, INC.
4	449915		\$105.57	Dec 1, 2016	00428	0	ARAMARK
4	449916		\$1,242.34	Dec 1, 2016	00386	1	BARNES & NOBLE, INC.
4	449917	Unissued	\$0.00	Dec 1, 2016	00386	1	BARNES & NOBLE, INC.
4	449918		\$735.00	Dec 1, 2016	24371	0	BAYFIELD FRUIT CO. LLC
4	449919		\$31,793.62	Dec 1, 2016	03544	2	BEST BUY BUSINESS ADVANTAGE ACCOUNT
4	449920		\$12,291.23	Dec 1, 2016	00477	0	BIX PRODUCE COMPANY
4	449921	Unissued	\$0.00	Dec 1, 2016	00477	0	BIX PRODUCE COMPANY

64

## Check Register Report

Bank Number	Check Number	Check Status	Check Amount	Check Date	Vendor Number	Vendor Address Number	Vendor Name
4	449922	Unissued	\$0.00	Dec 1, 2016	00477	0	BIX PRODUCE COMPANY
4	449923	Unissued	\$0.00	Dec 1, 2016	00477	0	BIX PRODUCE COMPANY
4	449924	Unissued	\$0.00	Dec 1, 2016	00477	0	BIX PRODUCE COMPANY
4	449925	Unissued	\$0.00	Dec 1, 2016	00477	0	BIX PRODUCE COMPANY
4	449926		\$3,546.70	Dec 1, 2016	26720	0	BLUE BELL ENTERPRISES, INC.
4	449927		\$390.24	Dec 1, 2016	20206	1	BOOKSOURCE
4	449928		\$132.59	Dec 1, 2016	08358	0	BUSINESS ESSENTIALS
4	449929		\$5,602.91	Dec 1, 2016	20289	1	CDW GOVERNMENT, INC.
4	449930		\$20.00	Dec 1, 2016	26628	0	CENTRAL FIRE PROTECTION, INC.
4	449931		\$1,283.99	Dec 1, 2016	03866	0	CONTINENTAL CLAY COMPANY
4	449932		\$1,289.05	Dec 1, 2016	23509	0	COOL AIR MECHANICAL, INC.
4	449933		\$168.24	Dec 1, 2016	00647	0	CROWN RENTAL, INC.
4	449934		\$128.06	Dec 1, 2016	00645	0	CUB FOODS
4	449935		\$16,768.75	Dec 1, 2016	04186	1	DALCO
4	449936	Unissued	\$0.00	Dec 1, 2016	04186	1	DALCO
4	449937	Unissued	\$0.00	Dec 1, 2016	04186	1	DALCO
4	449938		\$651.75	Dec 1, 2016	00837	1	DEMCO, INC.
4	449939		\$101.87	Dec 1, 2016	09859	1	DISCOUNT SCHOOL SUPPLY
4	449940		\$8,485.76	Dec 1, 2016	00279	0	DIVERSIFIED SNACK DISTRIBUTION
4	449941	Unissued	\$0.00	Dec 1, 2016	00279	0	DIVERSIFIED SNACK DISTRIBUTION
4	449942	Unissued	\$0.00	Dec 1, 2016	00279	0	DIVERSIFIED SNACK DISTRIBUTION
4	449943		\$510.00	Dec 1, 2016	24933	0	DURAND MANUFACTURING, INC.
4	449944		\$95.70	Dec 1, 2016	08846	1	ECOLAB EQUIPMENT CARE
4	449945		\$256.80	Dec 1, 2016	28982	0	EKON-O-PAC, LLC
4	449946		\$1,013.75	Dec 1, 2016	01078	0	ELECTRO WATCHMAN, INC.
4	449947		\$183.75	Dec 1,	23054	1	FASTENAL

65

## Check Register Report

Bank Number	Check Number	Check Status	Check Amount	Check Date	Vendor Number	Vendor Address Number	Vendor Name
				2016			
4	449948		\$464.00	Dec 1, 2016	26109	0	FIELD ENVIRONMENTAL CONSULTING, INC.
4	449949		\$5,660.09	Dec 1, 2016	28631	1	FRATTALLONE'S/BURNSVILLE
4	449950		\$802.14	Dec 1, 2016	01541	1	GENERAL PARTS, LLC
4	449951		\$1,210.50	Dec 1, 2016	02086	0	GLEWWE DOORS, INC.
4	449952		\$1,050.37	Dec 1, 2016	01458	1	GOPHER
4	449953		\$8,603.66	Dec 1, 2016	04387	1	GRAINGER
4	449954	Unissued	\$0.00	Dec 1, 2016	04387	1	GRAINGER
4	449955		\$825.00	Dec 1, 2016	01641	0	H&B SPECIALIZED PRODUCTS, INC.
4	449956		\$1,282.17	Dec 1, 2016	09046	0	HI TECH REFRIGERATION
4	449957		\$1,182.06	Dec 1, 2016	09318	1	HILLYARD INC - MINNEAPOLIS
4	449958		\$4,873.68	Dec 1, 2016	26668	1	HM RECEIVABLES CO LLC
4	449959		\$494.36	Dec 1, 2016	04818	0	HORIZON COMMERCIAL POOL SUPPLY
4	449960		\$600.00	Dec 1, 2016	03362	4	HOUGHTON MIFFLIN HARCOURT PUBLISHING CO.
4	449961		\$1,786.16	Dec 1, 2016	27693	0	IDEAL SERVICES, INC.
4	449962		\$1,556.50	Dec 1, 2016	25612	0	IMAGE MARKET
4	449963		\$2,125.00	Dec 1, 2016	23420	0	IXL LEARNING, INC.
4	449964		\$1,635.55	Dec 1, 2016	29071	0	JOBS FOUNDATION/TECH DUMP
4	449965		\$120.00	Dec 1, 2016	28929	0	JOHN'S SEWER AND DRAIN CLEANING, INC.
4	449966		\$154.96	Dec 1, 2016	02203	0	LAKESHORE LEARNING MATERIALS
4	449967		\$149.94	Dec 1, 2016	24472	0	LEADING EDGE
4	449968		\$108.73	Dec 1, 2016	06419	1	LENSCRAFTERS, INC.
4	449969		\$2,521.00	Dec 1, 2016	05077	0	LOCKSAFE INC.
4	449970		\$1,676.58	Dec 1, 2016	02196	0	MACKIN EDUCATIONAL RESOURCES
4	449971		\$214.20	Dec 1, 2016	24496	0	MARKET DISTRIBUTION, INC.
4	449972		\$3,457.15	Dec 1, 2016	22012	0	MIDWEST PLAYSAPES INC

66

## Check Register Report

Bank Number	Check Number	Check Status	Check Amount	Check Date	Vendor Number	Vendor Address Number	Vendor Name
4	449973		\$4,252.86	Dec 1, 2016	07752	0	MILLER ELECTRIC, INC.
4	449974		\$175.95	Dec 1, 2016	27548	0	MINNESOTA MEMORY, INC.
4	449975		\$77.95	Dec 1, 2016	06838	0	MOLLY HAWKINS' HOUSE INC
4	449976		\$132.67	Dec 1, 2016	03519	0	NAPA AUTO PARTS
4	449977		\$6,328.52	Dec 1, 2016	20320	0	NORTHERN AIR CORPORATION (NAC)
4	449978		\$978.28	Dec 1, 2016	02489	1	OFFICE DEPOT COMPANY
4	449979		\$40.00	Dec 1, 2016	28650	0	ONE BEAT CPR + AED
4	449980		\$1,301.00	Dec 1, 2016	26086	0	ORKIN COMMERCIAL SERVICES
4	449981		\$4,350.90	Dec 1, 2016	28785	1	PRODOCON, INC
4	449982		\$2,152.00	Dec 1, 2016	25729	0	RENT N' SAVE PORTABLE SERVICES
4	449983		\$56.25	Dec 1, 2016	28528	0	ROCK HARD LANDSCAPE SUPPLY
4	449984		\$293.73	Dec 1, 2016	00927	0	RUBENSTEIN & ZIFF, INC.
4	449985		\$6,170.00	Dec 1, 2016	23241	0	RYAN MECHANICAL, INC.
4	449986		\$160.10	Dec 1, 2016	03532	2	SCHMITT MUSIC
4	449987		\$167.37	Dec 1, 2016	03745	2	SHERWIN-WILLIAMS
4	449988		\$3,423.03	Dec 1, 2016	03587	1	SIMPLEX GRINNELL
4	449989		\$43.99	Dec 1, 2016	28241	0	SOCIAL THINKING PUBLISHING
4	449990		\$845.27	Dec 1, 2016	03689	0	STATE SUPPLY CO., INC.
4	449991		\$1,264.60	Dec 1, 2016	23998	2	SUMMIT COMMERCIAL FACILITIES GROUP
4	449992		\$232.32	Dec 1, 2016	02899	0	TESSMAN COMPANY
4	449993		\$91.14	Dec 1, 2016	01377	0	THERAPY SHOPPE
4	449994		\$85,064.24	Dec 1, 2016	08203	1	TIES
4	449995		\$6,954.93	Dec 1, 2016	28268	0	TITAN MACHINERY INC.
4	449996		\$6.05	Dec 1, 2016	03794	0	TOLL GAS & WELDING SUPPLY
4	449997		\$288.95	Dec 1, 2016	22123	1	TOTAL FILTRATION SERVICES, INC.
4	449998		\$469.85	Dec 1,	01237	1	TOYS FOR SPECIAL CHILDREN, INC.

67

## Check Register Report

Bank Number	Check Number	Check Status	Check Amount	Check Date	Vendor Number	Vendor Address Number	Vendor Name
				2016			
4	449999		\$495.30	Dec 1, 2016	24444	0	TRI STATE BOBCAT
4	450000		\$327.17	Dec 1, 2016	04037	1	TRIARCO ARTS & CRAFTS
4	450001		\$14,294.17	Dec 1, 2016	03802	0	TRIO SUPPLY
4	450002	Unissued	\$0.00	Dec 1, 2016	03802	0	TRIO SUPPLY
4	450003	Unissued	\$0.00	Dec 1, 2016	03802	0	TRIO SUPPLY
4	450004		\$6,465.00	Dec 1, 2016	04498	2	TRUGREEN PROCESSING CENTER
4	450005		\$12,960.00	Dec 1, 2016	29177	0	TWIN CITY OUTDOOR SERVICES, INC.
4	450006		\$293.87	Dec 1, 2016	01197	1	US FOODS CULINARY EQUIPMENT & SUPPLIES LLC
4	450007		\$751.75	Dec 1, 2016	04243	1	VIKING ELECTRIC SUPPLY, INC.
4	450008		\$42.00	Dec 2, 2016	06215	0	AIRPORT TAXI, INC.
4	450009		\$77.00	Dec 2, 2016	00000	298	ALEJO, ANNALYN
4	450010		\$1,529.00	Dec 2, 2016	00216	2	ALPHA VIDEO & AUDIO, INC.
4	450011		\$56.00	Dec 2, 2016	04895	0	ASSOCIATION OF CLERICAL EMPLOYEES
4	450012		\$299.99	Dec 2, 2016	03544	2	BEST BUY BUSINESS ADVANTAGE ACCOUNT
4	450013		\$1,710.00	Dec 2, 2016	09991	0	BURNSVILLE ASSOCIATION OF EDUCATIONAL ASSTS
4	450014		\$19.00	Dec 2, 2016	00001	1718	CALLAHAN, MICHELLE
4	450015		\$60.00	Dec 2, 2016	28260	0	CHOY, SERGIO R.
4	450016		\$202.50	Dec 2, 2016	25919	0	CORDOVA, LETICIA
4	450017		\$833.33	Dec 2, 2016	22061	0	DISTRIBUTED WEBSITE CORPORATION
4	450018		\$152.00	Dec 2, 2016	28531	0	EDUCATION MINNESOTA
4	450019		\$21,324.00	Dec 2, 2016	23346	0	FLR SANDERS, INC.
4	450020		\$145.83	Dec 2, 2016	28202	0	FOUNDATION 191
4	450021		\$122.00	Dec 2, 2016	27604	0	GREAT LAKES HIGHER EDUCATION CORPORATION
4	450022		\$13.02	Dec 2, 2016	00862	3	HERFF JONES, INC.
4	450023		\$8,500.00	Dec 2, 2016	20700	0	INFINITY SYSTEMS, INC.

68

## Check Register Report

Bank Number	Check Number	Check Status	Check Amount	Check Date	Vendor Number	Vendor Address Number	Vendor Name
4	450024		\$297.50	Dec 2, 2016	20540	0	INTELLIGERE, INC
4	450025		\$2,300.00	Dec 2, 2016	01029	0	INVER HILLS COMMUNITY COLLEGE
4	450026		\$65.00	Dec 2, 2016	00000	7305	JOHNSON, APRIL
4	450027		\$49,506.90	Dec 2, 2016	27633	0	KELLY SERVICES, INC.
4	450028		\$60.00	Dec 2, 2016	E2173	0	LATTERY, AUDREY
4	450029		\$3,005.33	Dec 2, 2016	05220	0	MACPHAIL
4	450030		\$205.00	Dec 2, 2016	09951	0	MATH MASTERS OF MN
4	450031		\$380.00	Dec 2, 2016	23866	0	MESSERLI & KRAMER PA
4	450032		\$75.00	Dec 2, 2016	22397	0	MN BOARD OF SCHOOL ADMINISTRATORS (MBSA)
4	450033		\$775.00	Dec 2, 2016	09621	4	MN PERCUSSION ASSOCIATION
4	450034		\$213.64	Dec 2, 2016	02540	0	MN SCHOOL BOARDS ASSOCIATION (MSBA)
4	450035		\$770.00	Dec 2, 2016	22324	0	MULTILINGUAL WORD, INC.
4	450036		\$520.80	Dec 2, 2016	25158	0	MUSIC TOGETHER IN THE VALLEY LLC
4	450037		\$112.00	Dec 2, 2016	08769	0	NCPERS MINNESOTA
4	450038		\$1,487.00	Dec 2, 2016	29333	0	PEDIATECH NURSING, LLC
4	450039		\$40.00	Dec 2, 2016	00000	7304	PENNEY, TISHAWN
4	450040		\$630.00	Dec 2, 2016	24879	0	PEREZ, MELISSA M.
4	450041		\$132.00	Dec 2, 2016	29171	0	PERFORMANT RECOVERY INC
4	450042		\$147.00	Dec 2, 2016	24681	0	PROFESSIONAL WIRELESS COMMUNICATIONS
4	450043		\$44.00	Dec 2, 2016	03273	1	PROGRESS PUBLICATIONS
4	450044		\$20.00	Dec 2, 2016	09588	4	SAVAGE, CITY OF
4	450045		\$49,704.00	Dec 2, 2016	09331	0	SCHMITTY & SONS SCHOOL BUSES, INC.
4	450046		\$758.00	Dec 2, 2016	26552	3	SCHOOL NUTRITION ASSOCIATION
4	450047		\$7,297.02	Dec 2, 2016	07382	0	SCHOOL SERVICES EMPLOYEES LOCAL 284
4	450048		\$188.61	Dec 2, 2016	28281	1	SECURITAS SECURITY SERVICES USA, INC
4	450049		\$102.00	Dec 2,	00016	2729	SEEWALD, PATTY

69

## Check Register Report

Bank Number	Check Number	Check Status	Check Amount	Check Date	Vendor Number	Vendor Address Number	Vendor Name
				2016			
4	450050		\$595.00	Dec 2, 2016	28095	0	SPED FORMS, INC.
4	450051		\$25.00	Dec 2, 2016	21607	0	SUCCESS BEYOND THE CLASSROOM
4	450052		\$365.00	Dec 2, 2016	25079	0	THE BIG EPIC SHOW
4	450053		\$1,213.55	Dec 2, 2016	28502	0	THE MCDOWELL AGENCY, INC.
4	450054		\$2,859.15	Dec 2, 2016	26627	0	THE PLAYS THE THING PRODUCTIONS
4	450055		\$5,801.75	Dec 2, 2016	26380	0	TYLER TECHNOLOGIES INC
4	450056		\$99.99	Dec 2, 2016	E7415	0	UMHOFER, THOMAS C
4	450057		\$317.10	Dec 2, 2016	03666	0	UNIVERSITY OF WISCONSIN-STOUT
4	450058		\$186.00	Dec 2, 2016	02813	7	US DEPARTMENT OF EDUCATION
4	450059		\$150.00	Dec 2, 2016	23463	18	US DEPT OF TREASURY
4	450060		\$147.00	Dec 2, 2016	28298	0	US HEALTH WORKS MEDICAL GRP MN, PC
4	450061		\$450.00	Dec 2, 2016	25174	0	WOW FACTOR SPORTS, INC.
<b>Check Count</b>	<b>446</b>	<b>Grand Total</b>	<b>\$1,422,761.26</b>				

70

## Check Register Report

Bank Number	Check Number	Check Status	Check Amount	Check Date	Vendor Number	Vendor Address Number	Vendor Name
3	101737		\$3,980.00	Nov 11, 2016	05599	0	1ST LINE/LEEWES VENTURES LLC
3	101738		\$76,662.13	Nov 11, 2016	03544	2	BEST BUY BUSINESS ADVANTAGE ACCOUNT
3	101739		\$975.00	Nov 11, 2016	24535	0	DREAM CRAFT LLC
3	101740		\$250.00	Nov 11, 2016	29241	0	JAMES R HILL, INC.
3	101741		\$2,407.50	Nov 11, 2016	27063	0	MIDWEST BLINDS
3	101742		\$1,920.00	Nov 11, 2016	23241	0	RYAN MECHANICAL, INC.
3	101743		\$3,801.00	Nov 11, 2016	29407	0	SCHOENFELDER RENOVATIONS, INC.
3	101744		\$216,280.80	Nov 11, 2016	29363	0	THELEN HEATING & ROOFING INC.
3	101745		\$976.91	Nov 11, 2016	00826	1	TIERNEY BROTHERS, INC.
3	101746		\$24,034.05	Nov 22, 2016	29380	0	ADVANCE TERRAZZO & TILE CO. INC.
3	101747		\$11,301.00	Nov 22, 2016	00017	0	AIM ELECTRONICS, INC.
3	101748		\$2,817.79	Nov 22, 2016	00106	0	AQUA ENGINEERING, INC.
3	101749		\$14,346.69	Nov 22, 2016	03544	2	BEST BUY BUSINESS ADVANTAGE ACCOUNT
3	101750		\$600.00	Nov 22, 2016	04400	0	BESTER BROS TRANSFER & STORAGE CO
3	101751		\$11,478.85	Nov 22, 2016	29362	0	COMMERCIAL DRYWALL, INC.
3	101752		\$6,579.59	Nov 22, 2016	29358	0	EL-JAY PLUMBING & HEATING, INC
3	101753		\$6,954.10	Nov 22, 2016	01078	0	ELECTRO WATCHMAN, INC.
3	101754		\$28,267.25	Nov 22, 2016	29369	0	ENVISION GLASS INC.
3	101755		\$26,490.75	Nov 22, 2016	29389	0	FLOORS BY BECKERS, INC.
3	101756		\$7,126.91	Nov 22, 2016	29381	0	FRANSEN DECORATING, INC.
3	101757		\$92,574.65	Nov 22, 2016	29360	0	G URBAN COMPANIES INC
3	101758		\$139,544.60	Nov 22, 2016	29368	0	GEORGE F COOK CONSTRUCTION CO
3	101759		\$648.85	Nov 22, 2016	01774	1	HALDEMAN-HOMME, INC./ANDERSON LADD, INC.
3	101760		\$29,735.00	Nov 22, 2016	01774	1	HALDEMAN-HOMME, INC./ANDERSON LADD, INC.
3	101761		\$125,116.96	Nov 22, 2016	29296	0	INTEREUM, INC.
3	101762		\$9,095.30	Nov 22,	03078	0	KLAMM MECHANICAL CONTRACTORS,

## Check Register Report

Bank Number	Check Number	Check Status	Check Amount	Check Date	Vendor Number	Vendor Address Number	Vendor Name
				2016			INC.
3	101763		\$29,385.20	Nov 22, 2016	24803	0	L&M BOILER SYSTEMS, INC.
3	101764		\$66,670.05	Nov 22, 2016	26837	0	LLOYD'S CONSTRUCTION SERVICES, INC.
3	101765		\$11,461.50	Nov 22, 2016	27063	0	MIDWEST BLINDS
3	101766		\$282,460.36	Nov 22, 2016	26112	1	NORTHERN ESCROW, INC.
3	101767		\$2,246.50	Nov 22, 2016	27888	1	NORTHERN TECHNOLOGIES, LLC
3	101768		\$59,077.65	Nov 22, 2016	29318	0	NORTHLAND CONCRETE & MASONRY, LLC
3	101769		\$90,407.90	Nov 22, 2016	22848	0	PEOPLES ELECTRIC COMPANY, INC
3	101770		\$1,100.00	Nov 22, 2016	29408	0	QUINLIN, JOSEPH
3	101771		\$7,568.14	Nov 22, 2016	29394	0	RAPIDS FOODSERVICE CONTRACT & DESIGN
3	101772		\$462.00	Nov 22, 2016	28664	0	SAFETY SIGNS
3	101773		\$28,969.30	Nov 22, 2016	29363	0	THELEN HEATING & ROOFING INC.
3	101774		\$13,279.21	Nov 22, 2016	29373	0	THYSSENKRUPP ELEVATOR CORPORATION
3	101775		\$7,221.90	Nov 22, 2016	00826	1	TIERNEY BROTHERS, INC.
3	101776		\$17,121.29	Nov 22, 2016	29370	0	TOTAL FIRE PROTECTION, INC.
3	101777		\$86,962.65	Nov 22, 2016	29165	0	WENCK CONSTRUCTION, INC.
<b>Check Count</b>	<b>41</b>	<b>Grand Total</b>	<b>\$1,548,359.33</b>				

72



Agenda IV.B.5  
December 8, 2016

**TO:** Dr. Joe Gothard, Superintendent and Board of Education

**FROM:** Lisa K. Rider, Executive Director of Business Services

**DATE:** December 15, 2016

**RE:** Budget Analysis for the Month Ending November 30, 2016

**RECOMMENDATION:** That the Board accepts the Budget Analysis for the month ending November 30, 2016

The November Budget Reports are presented for Board information and review. The reports indicate the following:

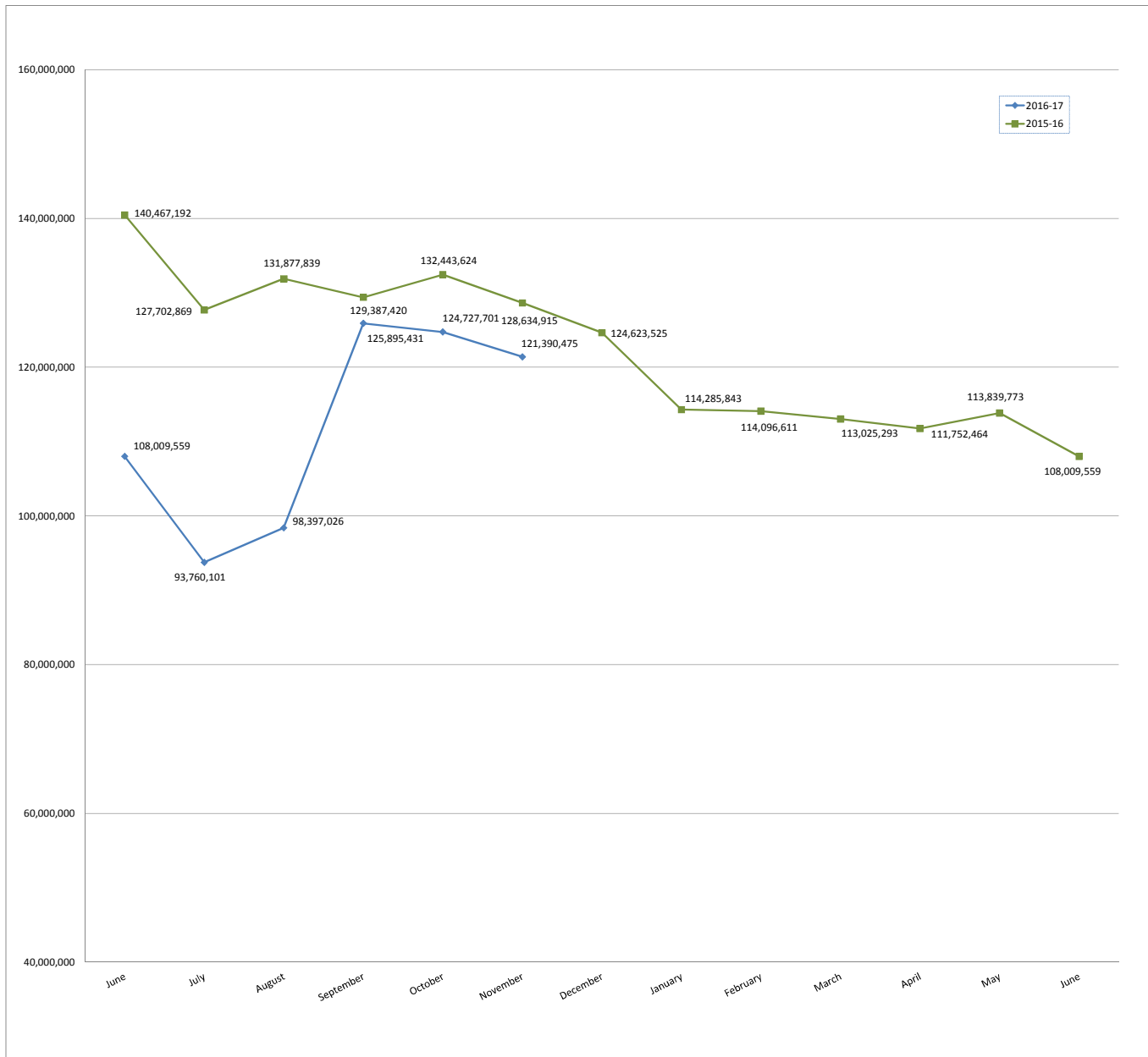
	<u>Year-to-Date Revenue</u>	<u>% of Adopted Budget</u>	<u>Year-to-Date Expenditures</u>	<u>% of Adopted Budget</u>
All Funds	\$ 61,773,537	36.74%	\$ 70,699,295	30.97%
General Fund	\$ 49,365,639	40.54%	\$ 39,179,314	31.14%

To assist the Board in monitoring monthly financial activity and to help identify budget-to-actual deviations, the following graphs have been developed for all funds and the general fund:

Cash and Investments by Month for Last year and Current year  
Revenues Year-to-Date for Last two years and Current year  
Expenditures Year-to-Date for Last two years and Current year

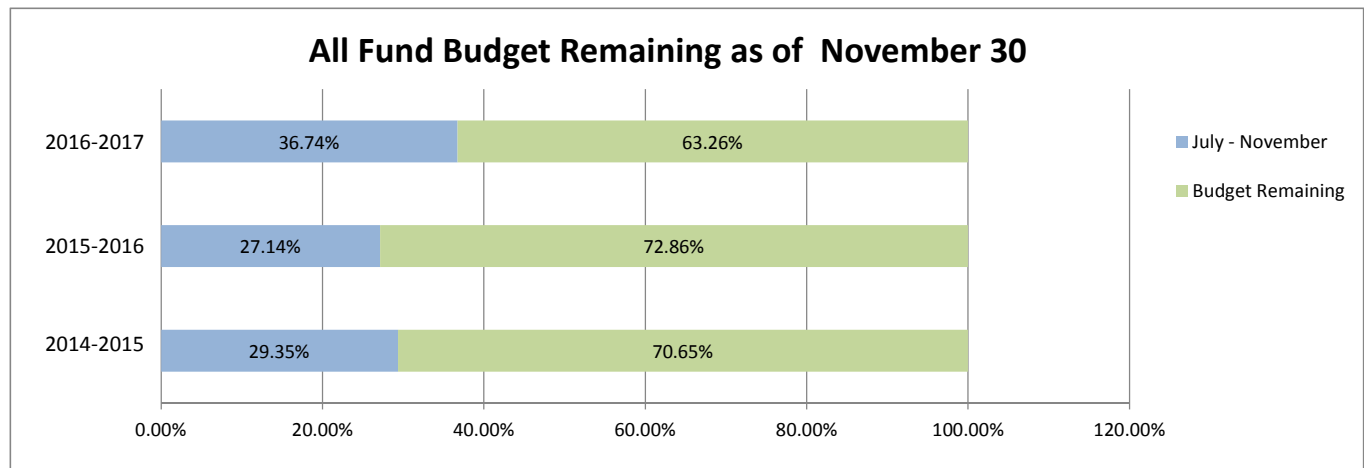
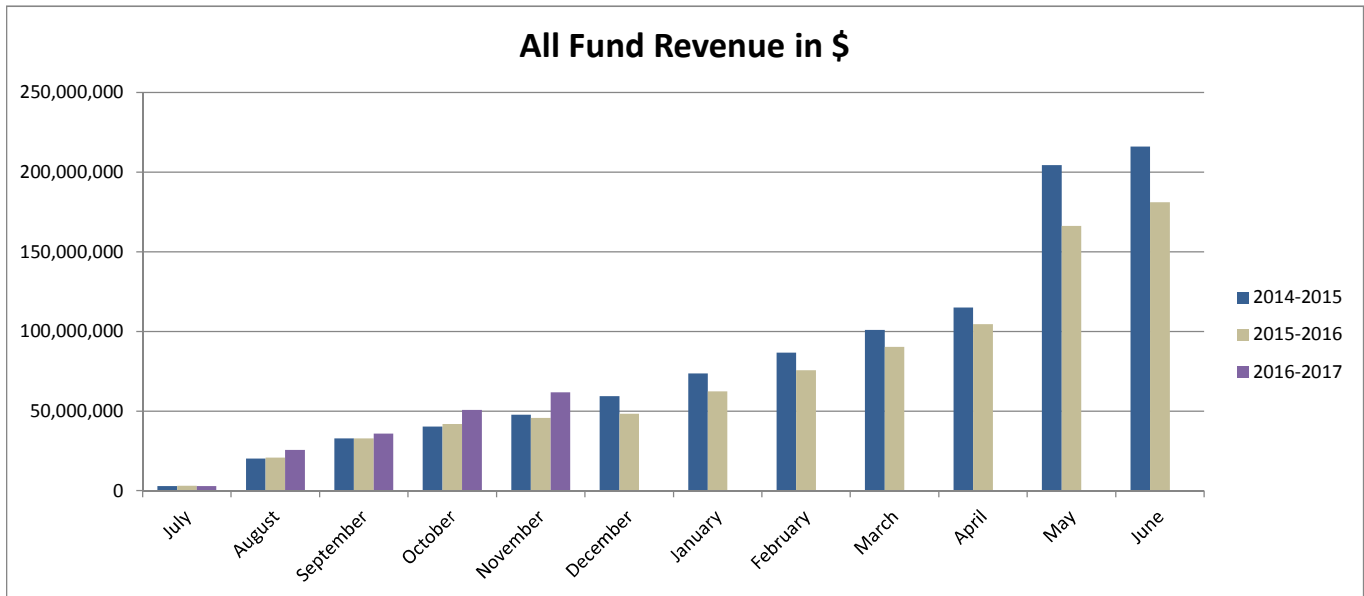
All of the reports and graphs show last year's actual figures, this year's budget and this year's activity to day. Additional detail is available upon request. I would be glad to answer any questions regarding these reports.

ALL FUNDS CASH AND INVESTMENTS  
2015-16 AND 2016-17



**REVENUE COMPARISON  
ALL FUNDS**

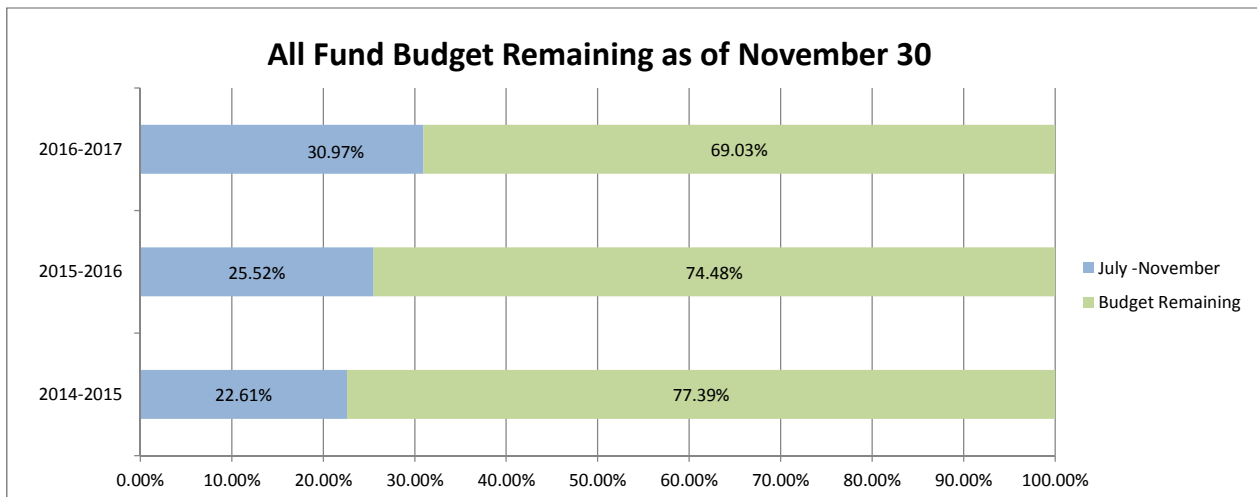
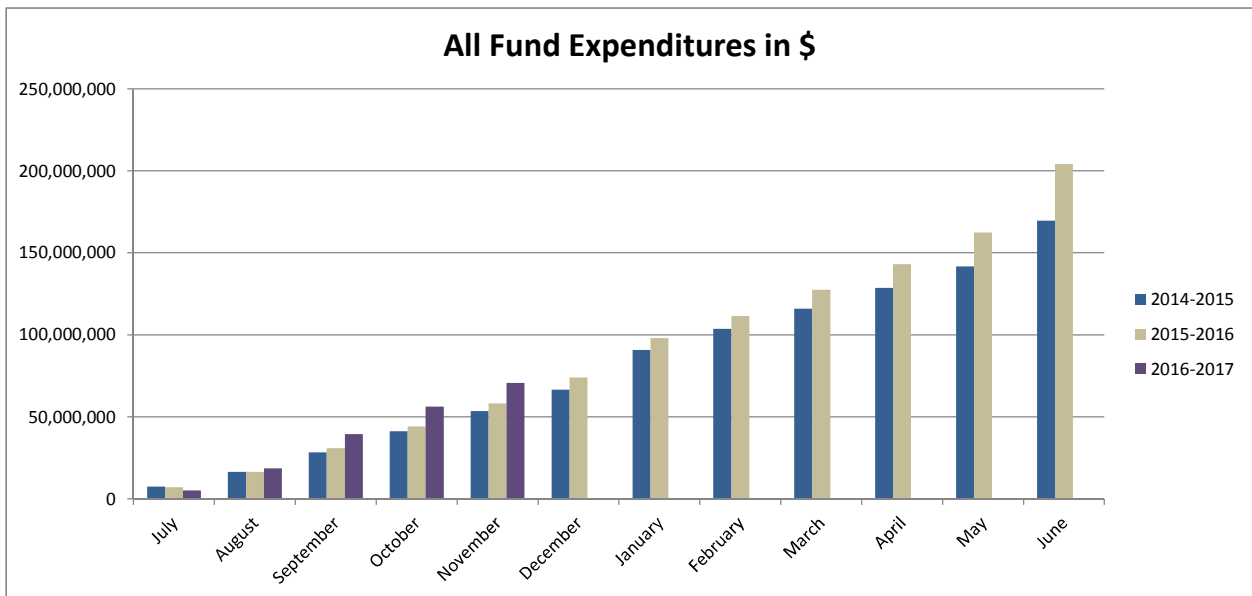
	2014-2015		2015-2016		2016-2017	
	\$	%	\$	%	\$	%
July	2,850,387	1.75%	3,044,376	1.81%	2,809,302	1.67%
August	20,097,761	12.36%	20,776,436	12.36%	25,542,740	15.19%
September	32,867,875	20.22%	32,729,505	19.47%	35,814,597	21.30%
October	40,162,882	24.70%	41,826,417	24.88%	50,756,340	30.19%
November	47,710,427 **	29.35%	45,631,362 **	27.14%	61,773,537 **	36.74%
December	59,268,168	36.46%	48,389,298	28.78%		0.00%
January	73,682,714	45.32%	62,310,017	37.06%		0.00%
February	86,673,781	53.31%	75,637,174	44.99%		0.00%
March	100,985,658	62.12%	90,285,615	53.70%		0.00%
April	115,060,703	70.77%	104,623,897	62.23%		0.00%
May	204,278,857	125.65%	166,252,241	98.89%		0.00%
June	215,999,627	132.86%	181,117,868	107.73%		0.00%
<b>BUDGET</b>	<b>162,289,404</b>	<b>100.00%</b>	<b>162,577,015</b>	<b>100.00%</b>	<b>168,118,811</b>	<b>100.00%</b>



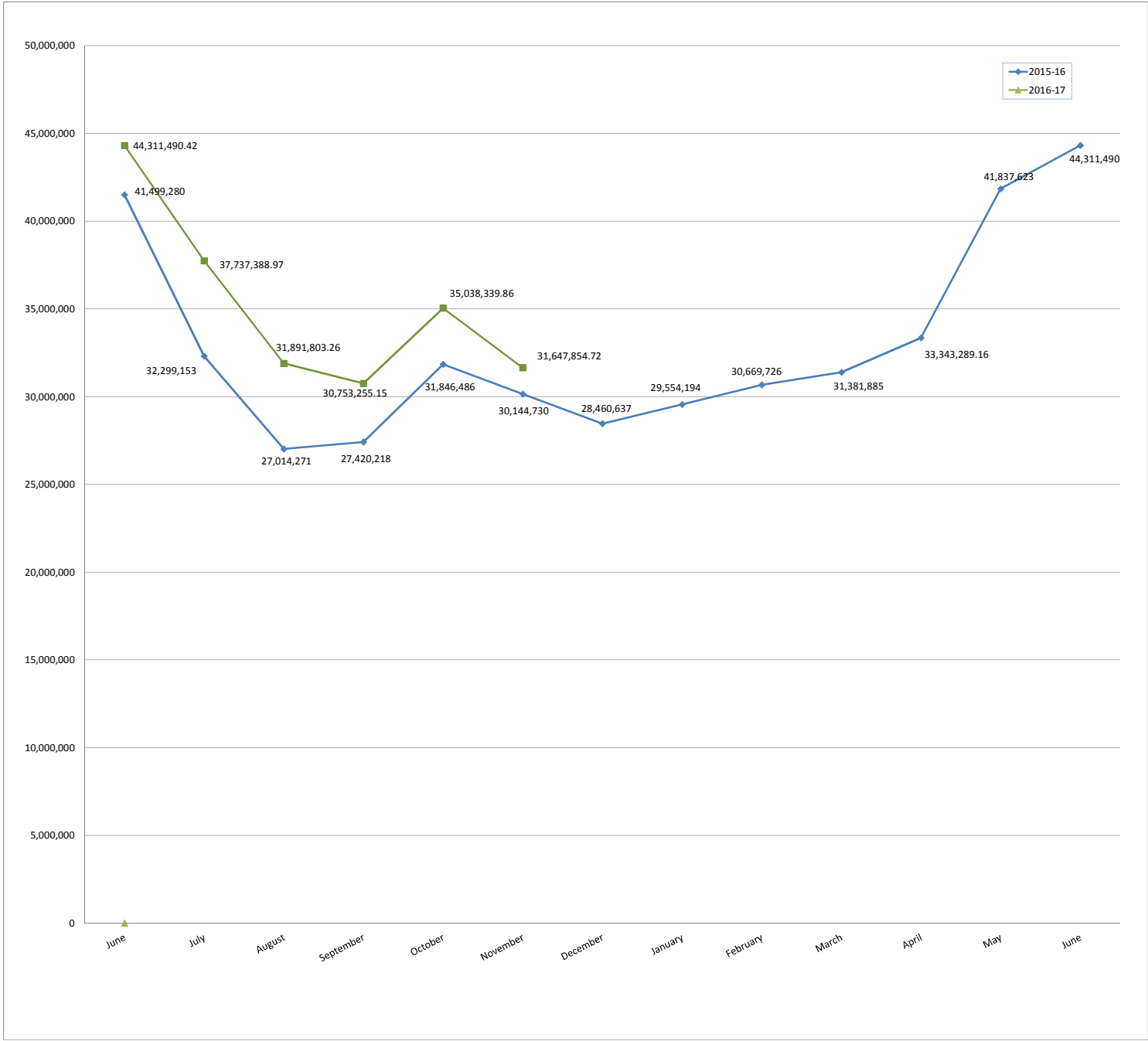
\*\* The year to year comparison will vary due to the timing of the reversal of prior year accruals.

**EXPENDITURE COMPARISON  
ALL FUNDS**

	2014-2015		2015-2016		2016-2017	
	\$	%	\$	%	\$	%
July	7,547,048	3.19%	7,049,033	3.09%	5,196,342	2.28%
August	16,483,027	6.96%	16,404,117	7.19%	18,514,790	8.11%
September	28,293,796	11.95%	30,882,275	13.53%	39,525,196	17.32%
October	41,129,759	17.37%	44,144,329	19.34%	56,289,453	24.66%
November	53,531,556	22.61%	58,247,227	25.52%	70,699,295	30.97%
December	66,513,786	28.09%	73,968,194	32.40%		0.00%
January	90,772,024	38.34%	97,976,121	42.92%		0.00%
February	103,617,253	43.77%	111,499,625	48.85%		0.00%
March	115,995,927	48.99%	127,360,079	55.79%		0.00%
April	128,584,685	54.31%	142,980,681	62.64%		0.00%
May	141,606,925	59.81%	162,380,604	71.14%		0.00%
June	169,539,828	71.61%	204,018,788	89.38%		0.00%
<b>BUDGET</b>	<b>169,749,976</b>	<b>100.00%</b>	<b>236,752,755</b>	<b>100.00%</b>	<b>228,264,493</b>	<b>100.00%</b>

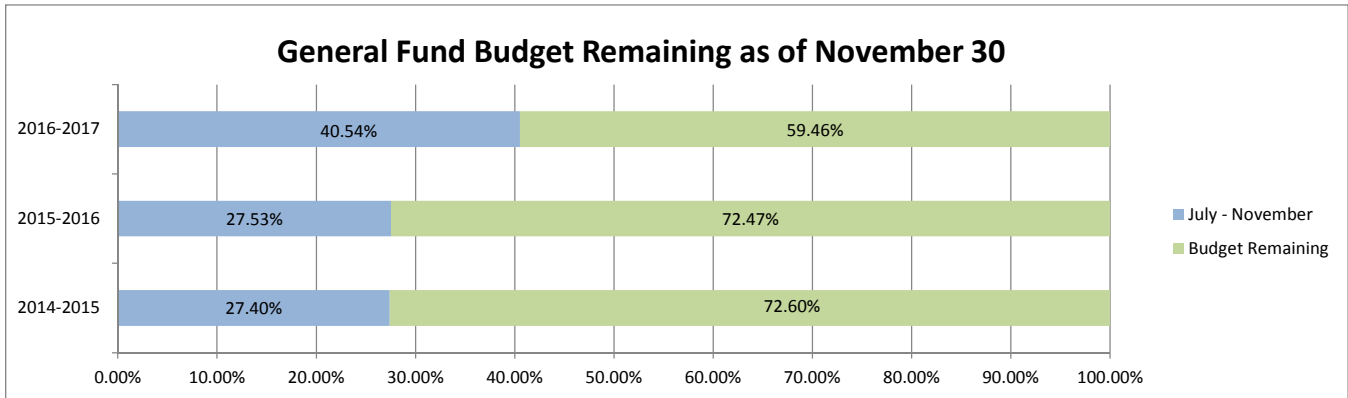
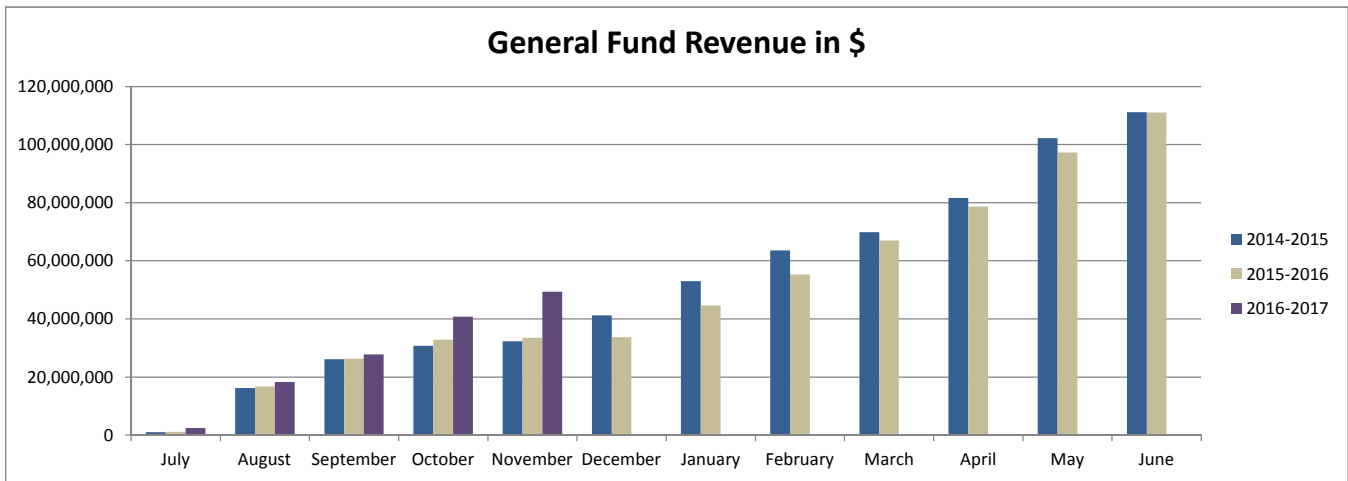


GENERAL FUND CASH AND INVESTMENTS  
2015-16 AND 2016-17



**REVENUE COMPARISON  
GENERAL FUND**

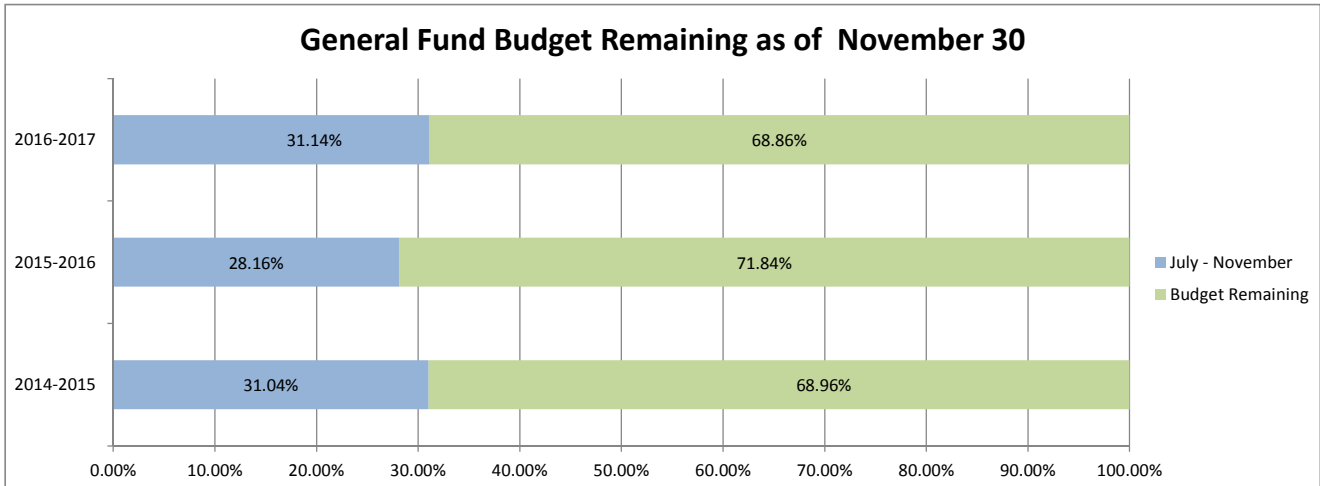
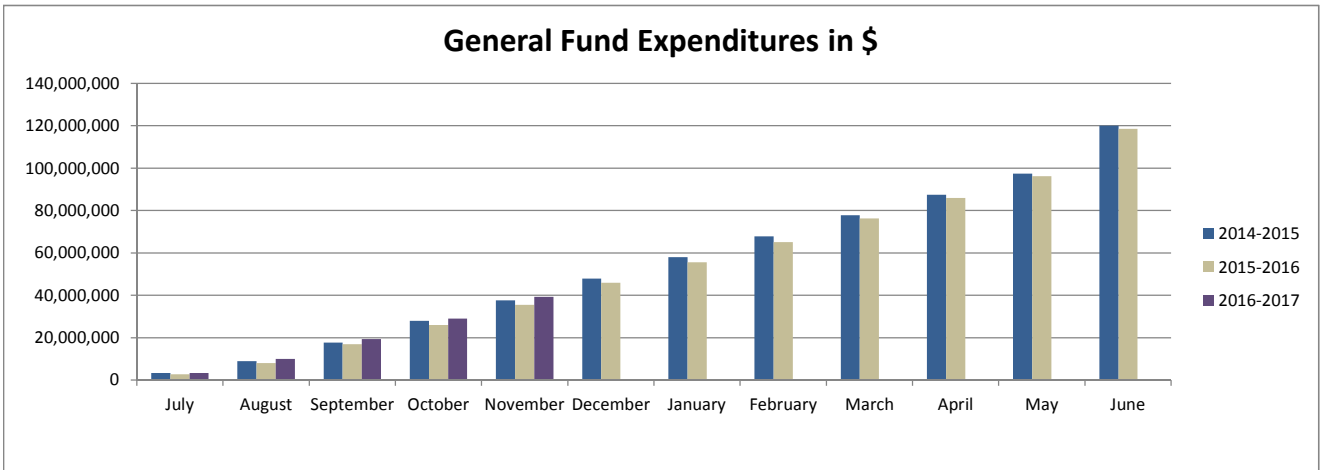
	2014-2015		2015-2016		2016-2017	
	\$	%	\$	%	\$	%
July	998,299	0.85%	1,172,002	0.96%	2,428,394	1.99%
August	16,255,179	13.77%	16,819,666	13.81%	18,330,814	15.05%
September	26,150,902	22.15%	26,303,462	21.60%	27,731,893	22.77%
October	30,774,320	26.07%	32,868,210	26.99%	40,727,980	33.44%
November	32,344,957 **	27.40%	33,523,977 **	27.53%	49,365,639 **	40.54%
December	41,271,780	34.96%	33,750,953	27.71%		0.00%
January	53,037,217	44.93%	44,669,701	36.68%		0.00%
February	63,519,175	53.81%	55,293,029	45.40%		0.00%
March	69,865,296	59.18%	67,001,225	55.02%		0.00%
April	81,679,509	69.19%	78,653,851	64.59%		0.00%
May	102,274,231	86.64%	97,297,732	79.90%		0.00%
June	111,161,850	94.17%	111,032,879	91.17%		0.00%
<b>BUDGET</b>	<b>116,289,398</b>	<b>100.00%</b>	<b>118,046,063</b>	<b>100.00%</b>	<b>121,781,224</b>	<b>100.00%</b>



\*\* The year to year comparison will vary due to the timing of the reversal of prior year accruals.

**EXPENDITURE COMPARISON  
GENERAL FUND**

	2014-2015		2015-2016		2016-2017	
	\$	%	\$	%	\$	%
July	3,337,696	2.75%	2,684,247	2.13%	3,281,485	2.61%
August	8,947,182	7.38%	7,972,377	6.34%	9,904,860	7.87%
September	17,645,205	14.56%	16,911,827	13.44%	19,362,893	15.39%
October	27,881,276	23.00%	25,943,715	20.62%	28,951,109	23.01%
November	37,625,436	31.04%	35,429,463	28.16%	39,179,314	31.14%
December	47,847,779	39.47%	45,930,671	36.51%		0.00%
January	57,981,560	47.83%	55,592,345	44.18%		0.00%
February	67,797,669	55.93%	65,071,177	51.72%		0.00%
March	77,794,585	64.17%	76,193,365	60.56%		0.00%
April	87,372,670	72.07%	85,924,006	68.29%		0.00%
May	97,383,134	80.33%	96,128,215	76.40%		0.00%
June	120,005,229	98.99%	118,503,256	94.19%		0.00%
<b>BUDGET</b>	<b>120,691,888</b>	<b>100.00%</b>	<b>121,227,919</b>	<b>100.00%</b>	<b>125,819,062</b>	<b>100.00%</b>





***Future Ready. Community Strong.***

**Agenda IV.B.6.  
December 15, 2016**

**To:** Board of Education  
Dr. Joe Gothard, Superintendent

**From:** Dan Luth, Board Chair

**Date:** December 8, 2016

**Re:** Appoint Board Member Representative to 917

**RECOMMENDATION:** that the Board of Education approves appointing Director DeeDee Currier as a School Board Member of Intermediate School District 917, to represent Independent School District No. 191, to fulfill the unexpired term of Ron Hill which expires on June 30, 2018.

**NOTICE OF ELECTION**

TO: Director DeeDee Currier

You are hereby notified that at a meeting of Independent School District No. 191, Burnsville, MN, Dakota County, Minnesota, held on the 15<sup>th</sup> day of December, 2016, you were duly appointed a School Board Member of Intermediate School District 917, to represent Independent School District No. 191, for a term to fulfill the unexpired term of Ron Hill which expires on June 30, 2018.

Dated: December 15, 2016

\_\_\_\_\_  
Clerk of Appointing Independent School District

-----  
**ACCEPTANCE**

TO: Director Jim Schmid

Clerk of School District No. 191, Dakota County, Minnesota:

I hereby signify my acceptance of the office of School Board Member of Intermediate School District 917, which your notice of appointment, dated December 15, 2016, informs me that I have been appointed.

Dated: December 15, 2016

\_\_\_\_\_  
Appointed for Intermediate School District 917

-----  
**FORM OF OATH TO BE ADMINISTERED TO SCHOOL DISTRICT OFFICERS UPON QUALIFYING**

I do solemnly swear that I will support the Constitution of the United States, the Constitution of the State of Minnesota, and faithfully discharge the duties of my office according to law and the best of my ability and understanding, so help me God.

\_\_\_\_\_  
School Board Member  
Intermediate School District 917

Sworn and subscribed to, before me this \_\_\_\_\_ day of \_\_\_\_\_, 2017.

\_\_\_\_\_  
Notary



**Agenda IV.B.7.  
December 15, 2016**

**To: Members, Board of Education  
Superintendent Gothard**

**From: Lisa K. Rider, Executive Director of Business Services**

**Date: December 15, 2016**

**Re: Change Order #014, #015 and #016 for the 2016 Additions and Alterations to Metcalf Middle School, William Byrne Elementary and Rahn Elementary schools**

RECOMMENDATION: That the Board of Education approve change orders #014, #015 and #016 for the 2016 Additions and Alterations to Metcalf Middle School, William Byrne Elementary and Rahn Elementary schools.

On December 17<sup>th</sup>, 2015 the School Board approved the bids for contracts #0610, #2300, and #2600 for the 2016 Additions and Alterations to Metcalf Middle School, William Byrne Elementary and Rahn Elementary schools.

Change order #014 for contract #2300 (NAC Mechanical & Electrical) is in the amount of \$13,248.00). Items on this change order include soil corrections at Metcalf Middle School for a new 8 inch sanitary sewer line, providing new ACT ceiling greats in the remodeled staff lounge area at William Byrne Elementary and providing a temporary sink in a special education classroom at Rahn Elementary.

Change order #016 for contract #2300 (NAC Mechanical & Electrical) is in the amount of \$8,288.00. Items on this change order include modifications made in the field due to plumbing conflicts, modifications to meet ADA requirements in the staff restroom and a back charge to patch and repair a wall that was opened up in the wrong location at William Byrne Elementary also on this change order is the cost to provide a custom door panel for a unit ventilator at Metcalf Middle School.

Change order #015 for contract #0610 (Morcon Construction) is in the amount of \$13,485.00. Items on this change order include back charges for relocating an exterior intercom system, repairs for exterior parking lot lighting (electrical), repairs for sidewalk lighting (electrical) at Rahn Elementary and back charges for troubleshooting electrical issues in the hallway at Metcalf Middle School. Also on this change order is the cost that was paid for by NAC to patch walls that were



opened in the wrong spot for plumbing and modifications to meet ADA requirements in the staff restroom at William Byrne Elementary.

To date total change orders in amount of \$112,973.00 to the 3 contract amounts of \$4,342,600.00 brings the total contracts with change orders to \$4,455,573.00. This represents change orders of 2.60% of original bid amounts.

The items on these change orders have been reviewed and validated by ATS&R Architects and Engineers and WENCK Construction Inc.

# CHANGE ORDER

CONSTRUCTION MANAGER-ADVISER EDITION

AIA DOCUMENT G701/CMa **OCT 27 2016**

PCO#14

OWNER	<input checked="" type="checkbox"/>
CONSTRUCTION MANAGER	<input checked="" type="checkbox"/>
ARCHITECT	<input checked="" type="checkbox"/>
CONTRACTOR	<input checked="" type="checkbox"/>
FIELD	<input type="checkbox"/>
OTHER	<input type="checkbox"/>

(Instructions on reverse side)

PROJECT: WILLIAM BYRNE / RAHN / METCALF  
 (Name and address) BURNSVILLE-EAGAN-SAVAGE-PUBLIC SCHOOLS  
 200 W. BURNSVILLE PKWY  
 BURNSVILLE, MN 55337

CHANGE ORDER NO.: 2300-03  
 10/10/2016  
 INITIATION DATE: 301504.02  
 Contract #2300 Mechanical  
 PROJECT NOS.: 2/12/2016

TO CONTRACTOR:  
 (Name and address) NAC MECHANICAL & ELECTRICAL  
 1001 LABORE INDUSTRIAL COURT, STE B  
 VADNAIS HEIGHTS, MN 55110

CONTRACT FOR:  
 CONTRACT DATE:

The Contract is changed as follows:

Provide labor and material as necessary to complete the work for noted on the attached Page #2

# RECEIVED

NOV - 8 2016

ARMSTRONG, TORSETH  
SKOLD & RYDEEN, INC.

Not valid until signed by the Owner, Construction Manager, Architect and Contractor.

The original (Contract Sum) ( <del>XXXXXXXXXXXXXXXXXXXX</del> ) was .....	\$ 790,900.00
Net change by previously authorized Change Orders .....	\$ 8,276.00 ✓
The (Contract Sum) ( <del>XXXXXXXXXXXXXXXXXXXX</del> ) prior to this Change Order was .....	\$ 799,176.00
The (Contract Sum) ( <del>XXXXXXXXXXXXXXXXXXXX</del> ) will be (increased) ( <del>XXXXXXXXXXXXXXXXXXXX</del> ) by this Change Order .....	\$ 13,248.00
The new (Contract Sum) ( <del>XXXXXXXXXXXXXXXXXXXX</del> ) including this Change Order will be .....	\$ 812,424.00 ✓
The Contract Time will be ( <del>XXXXXXXXXXXXXXXXXXXX</del> ) (unchanged) by .....	Zero ( - 0 - ) days
The date of Substantial Completion as of the date of this Change Order therefore is .....	unchanged

NOTE: This summary does not reflect changes in the Contract Sum, Contract Time or Guaranteed Maximum Price which have been authorized by Construction Change Directive.

WENCK CONSTRUCTION, INC.  
 CONSTRUCTION MANAGER  
 7500 OLSON MEMORIAL HWY, STE 300, GOLDEN VALLEY, MN 55427  
 ADDRESS  
 BY Shawn Butts DATE 10/2/16

ARMSTRONG, TORSETH, SKOLD, & RYDEEN  
 ARCHITECTS  
 ARCHITECT  
 8501 Golden Valley Road, Ste. 300, Mpls., MN 55427  
 ADDRESS  
 BY [Signature] DATE 11/10/16

NAC MECHANICAL & ELECTRICAL  
 CONTRACTOR  
 1001 Labore Industrial Ct, Ste B, Vadnais Heights, MN 55110  
 ADDRESS  
 BY [Signature] DATE 10-24-16

BURNSVILLE-EAGAN-SAVAGE-PUBLIC SCHOOLS  
 OWNER  
 200 W. Burnsville Pkwy, Burnsville, MN 55337  
 ADDRESS  
 BY \_\_\_\_\_ DATE \_\_\_\_\_



CAUTION: You should use an original AIA document which has this caution printed in red. An original assures that changes will not be obscured as may occur when documents are reproduced.



JW

# INSTRUCTION SHEET

FOR AIA DOCUMENT G701/CMA, CHANGE ORDER  
CONSTRUCTION MANAGER-ADVISER EDITION

---

## A. GENERAL INFORMATION

### 1. Purpose

This document is intended for use in implementing changes in the Work agreed to by the Owner, Construction Manager, Architect and Contractor. Execution of a completed G701/CMA form indicates agreement upon all the terms of the change, including any changes in the Contract Sum (or Guaranteed Maximum Price) and Contract Time. In contrast, AIA Document G714/CMA, Construction Change Directive, Construction Manager-Adviser Edition, should be used in situations where, for whatever reason, the Owner and Contractor have not reached agreement upon the proposed changes in Contract Sum or Contract Time, and where changes in the Work need to be implemented expeditiously in order to avoid a delay in the Project.

### 2. Related Documents

This document was prepared for use under the terms of AIA Document A201/CMA, General Conditions of the Contract for Construction, Construction Manager-Adviser Edition.

### 3. Use of Current Documents

Prior to using any AIA document, the user should consult the AIA, an AIA component chapter or a current AIA Documents List to determine the current edition of each document.

### 4. Limited License for Reproduction

AIA Document G701/CMA is a copyrighted work and may not be reproduced or excerpted from in substantial part without the express written permission of the AIA. The G701/CMA document is intended to be used as a consumable—that is, the original document purchased by the user is intended to be consumed in the course of being used. There is no implied permission to reproduce this document, nor does membership in the American Institute of Architects confer any further rights to reproduce G701/CMA.

A limited license is hereby granted to retail purchasers to reproduce a maximum of ten copies of a completed or executed G701/CMA, but only for use in connection with a particular Project.

## B. COMPLETING THE G701/CMA FORM

### 1. Description of Change in the Contract

Insert a detailed description of the change to be made in the Contract by this Change Order, including any Drawings, Specifications, documents or other supporting data to clarify the scope of the change.

### 2. Determination of Costs

Insert the following information in the blanks provided, and strike out the terms in parentheses that do not apply:

- a) the original Contract Sum or Guaranteed Maximum Price;
- b) the net change by previously authorized Change Order (note that this does not include changes authorized by Construction Change Directive unless such a change was subsequently agreed to by the Contractor and recorded as a Change Order);
- c) the Contract Sum or Guaranteed Maximum Price prior to this Change Order;
- d) the amount of increase or decrease, if any, in the Contract Sum or Guaranteed Maximum Price; and
- e) the new Contract Sum or Guaranteed Maximum Price as adjusted by this Change Order.

### 3. Change in Contract Time

Insert the following information in the blanks provided, and strike out the terms in parentheses that do not apply:

- a) in number of days, the increase or decrease, if any, in the Contract Time; and
- b) the date of Substantial Completion, including any adjustment effected by this Change Order.

## C. EXECUTION OF THE DOCUMENT

When the Owner, Construction Manager, Architect and Contractor have reached agreement on the change to be made in the Contract, including any adjustments in the Contract Sum (or Guaranteed Maximum Price) and Contract Time, the G701/CMA document should be executed in quadruplicate by the two parties, the Construction Manager and Architect, each of whom retains an original.



Printed on Recycled Paper

Reprinted 1/94

# Subcontract Change Order

Detailed, Grouped by Each Number

William Bryne-Rahn Metcalf

Project # 30150402  
Tel: Fax:

Date: 10/10/2016  
To Subcontractor/Vendor:  
NAC Mechanical & Electrical  
1001 Labore Industrial Court, Ste B  
Vadnais Heights, MN 55110

Architect's Project No:  
Contract Date:  
Contract Number: 2300  
Change Order Number: 003

The Contract is hereby revised by the following items:

Approved Changes

PCO	Item #	Description	Amount
COR#006	001	NAC, Metcalf - Soil Corrections for new 8" Sanitary Line	9,895
COR#012	001	NAC, Byrne - Provide new ACT GRD's in Room B145	2,538
COR#016	002	NAC - Rahn - Provide a temporary sink @ B106	815

The original Contract Value was.....	790,900
Sum of changes by prior Subcontract Change Orders.....	8,276
The Contract Value prior to this Subcontract Change Order was.....	799,176
The Contract Value will be changed by this Subcontract Change Order in the amount of.....	13,248 ✓
The new Contract Value including this Subcontract Change Order will be.....	812,424
The Contract duration will be changed by.....	0 days
The revised Substantial Completion date as of this Subcontract Change Order is.....	

\_\_\_\_\_  
CONTRACTOR

\_\_\_\_\_  
Address

BY \_\_\_\_\_

SIGNATURE \_\_\_\_\_

DATE \_\_\_\_\_

NAC Mechanical & Electrical

\_\_\_\_\_  
SUBCONTRACTOR/VENDOR

1001 Labore Industrial Court, Ste B  
Vadnais Heights, MN 55110

\_\_\_\_\_  
Address

BY Mike Bjorkner

SIGNATURE [Signature]

DATE 10-24-16

# CHANGE ORDER

CONSTRUCTION MANAGER-ADVISER EDITION

AIA DOCUMENT G701/CMa NOV 07 2016

NOV 23 2016

(Instructions on reverse side)

OWNER  PCO#15  
 CONSTRUCTION MANAGER   
 ARCHITECT   
 CONTRACTOR   
 FIELD   
 OTHER

PROJECT: WILLIAM BYRNE / RAHN / METCALF  
 (Name and address) BURNSVILLE-EAGAN-SAVAGE-PUBLIC SCHOOLS  
 200 W BURNSVILLE PKWY  
 BURNSVILLE, MN 55337

CHANGE ORDER NO.: 0610-08  
 INITIATION DATE: 10/20/2016  
 PROJECT NOS.: 301504.02  
 CONTRACT FOR: Contract #0610 General Construction  
 CONTRACT DATE: 2/12/2016

TO CONTRACTOR:  
 (Name and address) MORCON CONSTRUCTION CO, INC.  
 5905 GOLDEN VALLEY RD  
 GOLDEN VALLEY, MN 55420

The Contract is changed as follows:

Provide labor and material as necessary to complete the work for noted on the attached Page #2

# RECEIVED

NOV 18 2016

ARMSTRONG, TORSETH  
SKOLD & RYDEEN, INC.

Not valid until signed by the Owner, Construction Manager, Architect and Contractor.

The original (Contract Sum) ( <del>Guaranteed Maximum Price</del> ) was .....	\$ 2,949,700.00
Net change by previously authorized Change Orders .....	\$ 70,630.00
The (Contract Sum) ( <del>Guaranteed Maximum Price</del> ) prior to this Change Order was .....	\$ 3,020,330.00
The (Contract Sum) ( <del>Guaranteed Maximum Price</del> ) will be (increased) ( <del>decreased</del> ) ( <del>unchanged</del> ) by this Change Order .....	\$ 13,485.00
The new (Contract Sum) ( <del>Guaranteed Maximum Price</del> ) including this Change Order will be .....	\$ 3,033,815.00
The Contract Time will be ( <del>increased</del> ) ( <del>decreased</del> ) (unchanged) by .....	Zero ( - 0 - ) days
The date of Substantial Completion as of the date of this Change Order therefore is .....	unchanged

NOTE: This summary does not reflect changes in the Contract Sum, Contract Time or Guaranteed Maximum Price which have been authorized by Construction Change Directive.

WENCK CONSTRUCTION, INC.  
 CONSTRUCTION MANAGER  
 7500 OLSON MEMORIAL HWY, STE 300, GOLDEN VALLEY, MN 55427

ARMSTRONG, TORSETH, SKOLD, & RYDEEN  
 ARCHITECTS  
 ARCHITECT  
 8501 Golden Valley Road, Ste. 300, Mpls., MN 55427

ADDRESS *Shane Butts* 11/9/16  
 BY DATE

ADDRESS *J. J. J.* 11/21/16  
 BY DATE

MORCON CONSTRUCTION CO, INC.  
 CONTRACTOR  
 5905 Golden Valley Rd., Golden Valley, MN 55420

BURNSVILLE-EAGAN-SAVAGE-PUBLIC SCHOOLS  
 OWNER  
 200 W Burnsville Pwky, Burnsville, MN 55337

ADDRESS *[Signature]* 10/28/16  
 BY DATE

ADDRESS  
 BY DATE



CAUTION: You should use an original AIA document which has this caution printed in red. An original assures that changes will not be obscured as may occur when documents are reproduced.



# Subcontract Change Order

Detailed, Grouped by Each Number

**William Bryne-Rahn Metcalf**

**Project # 30150402**  
Tel: Fax:

**Date: 10/20/2016**  
**To Subcontractor/Vendor:**  
Morcon Construction Co., Inc.  
5905 Golden Valley Road  
Golden Valley, MN 55420

**Architect's Project No:**  
**Contract Date:**  
**Contract Number: 0610**  
**Change Order Number: 008**

The Contract is hereby revised by the following items:

Approved Changes

PCO	Item #	Description	Amount
COR#026	002	MC - Rahn Back charge for temporarily relocated AI phone/access system due to secure vestibule delay	-616
COR#027	003	MC - Back charge for Repair exterior parking lot lighting power.	-2,797
COR#027	004	MC - Back charge for Repair pathway lighting at sidewalk	-1,127
COR#030	001	MC - Byrne - Back Charge for incorrect plumbing & opening up walls	2,197
COR#034	001	MC - Back Charge for troubleshooting Metcalf hallway lights	-810
RFCOP#017	001	MC, Byrne - Handicap Bathroom Modifications	16,638

The original Contract Value was.....	2,949,700
Sum of changes by prior Subcontract Change Orders.....	70,630
The Contract Value prior to this Subcontract Change Order was.....	3,020,330
The Contract Value will be changed by this Subcontract Change Order in the amount of.....	13,485
The new Contract Value including this Subcontract Change Order will be.....	3,033,815
The Contract duration will be changed by.....	0 days
The revised Substantial Completion date as of this Subcontract Change Order is.....	

\_\_\_\_\_  
CONTRACTOR

\_\_\_\_\_  
Address

BY \_\_\_\_\_

SIGNATURE \_\_\_\_\_

DATE \_\_\_\_\_

Morcon Construction Co., Inc.  
\_\_\_\_\_  
SUBCONTRACTOR/VENDOR

5905 Golden Valley Road  
Golden Valley, MN 55420  
\_\_\_\_\_  
Address

BY Shawn Nelson

SIGNATURE [Signature]

DATE 10/28/16

# CHANGE ORDER

CONSTRUCTION MANAGER-ADVISER EDITION

AIA DOCUMENT G701/CMa NOV 03 2016

OWNER  PCO#16  
 CONSTRUCTION MANAGER   
 ARCHITECT   
 CONTRACTOR   
 FIELD   
 OTHER

(Instructions on reverse side)

PROJECT: WILLIAM BYRNE / RAHN / METCALF  
 (Name and address) BURNSVILLE-EAGAN-SAVAGE-PUBLIC SCHOOLS  
 200 W. BURNSVILLE PKWY  
 BURNSVILLE, MN 55337

CHANGE ORDER NO.: 2300-04

INITIATION DATE: 10/20/2016

TO CONTRACTOR:  
 (Name and address) NAC MECHANICAL & ELECTRICAL  
 1001 LABORE INDUSTRIAL COURT, STE B  
 VADNAIS HEIGHTS, MN 55110

PROJECT NOS.: 301504.02

CONTRACT FOR: Contract #2300 Mechanical

CONTRACT DATE: 2/12/2016

The Contract is changed as follows:

Provide labor and material as necessary to complete the work for noted on the attached Page #2

# RECEIVED

NOV 10 2016

ARMSTRONG, TORSETH  
SKOLD & RYDEEN, INC.

Not valid until signed by the Owner, Construction Manager, Architect and Contractor.

The original (Contract Sum) ( <del>Guaranteed Maximum Price</del> ) was .....	\$	790,900.00
Net change by previously authorized Change Orders .....	\$	21,524.00
The (Contract Sum) ( <del>Guaranteed Maximum Price</del> ) prior to this Change Order was .....	\$	812,424.00
The (Contract Sum) ( <del>Guaranteed Maximum Price</del> ) will be (increased) ( <del>decreased</del> ) ( <del>unchanged</del> ) by this Change Order .....	\$	8,288.00
The new (Contract Sum) ( <del>Guaranteed Maximum Price</del> ) including this Change Order will be .....	\$	820,712.00
The Contract Time will be ( <del>increased</del> ) ( <del>decreased</del> ) (unchanged) by .....		Zero
The date of Substantial Completion as of the date of this Change Order therefore is .....		unchanged ( - 0 - ) days

NOTE: This summary does not reflect changes in the Contract Sum, Contract Time or Guaranteed Maximum Price which have been authorized by Construction Change Directive.

WENCK CONSTRUCTION, INC.  
 CONSTRUCTION MANAGER  
 7500 OLSON MEMORIAL HWY, STE 300, GOLDEN VALLEY, MN 55427  
 ADDRESS \_\_\_\_\_  
 BY *Shawn Butts* DATE 11/7/16

ARMSTRONG, TORSETH, SKOLD, & RYDEEN  
 ARCHITECTS  
 ARCHITECT  
 8501 Golden Valley Road, Ste. 300, Mpls., MN 55427  
 ADDRESS \_\_\_\_\_  
 BY *J. J. J.* DATE 11/15/16

NAC MECHANICAL & ELECTRICAL  
 CONTRACTOR  
 1001 Labore Industrial Ct, Ste B, Vadnais Heights, MN 55110  
 ADDRESS \_\_\_\_\_  
 BY *Michael Bjell* DATE 10-31-16

BURNSVILLE-EAGAN-SAVAGE-PUBLIC SCHOOLS  
 OWNER  
 200 W. Burnsville Pkwy, Burnsville, MN 55337  
 ADDRESS \_\_\_\_\_  
 BY \_\_\_\_\_ DATE \_\_\_\_\_



CAUTION: You should use an original AIA document which has this caution printed in red. An original assures that changes will not be obscured as may occur when documents are reproduced.



# Subcontract Change Order

Detailed, Grouped by Each Number

**William Bryne-Rahn Metcalf**

**Project # 30150402**

Tel: Fax:

**Date: 10/20/2016**

**To Subcontractor/Vendor:**  
 NAC Mechanical & Electrical  
 1001 Labore Industrial Court, Ste B  
 Vadnais Heights, MN 55110

**Architect's Project No:**  
**Contract Date:**  
**Contract Number: 2300**  
**Change Order Number: 004**

**The Contract is hereby revised by the following items:**

Approved Changes

PCO	Item #	Description	Amount
COR#017	001	NAC - Byrne - F-3A toilet cold water supply conflict with grab bars per plumbing inspector	1,123
COR#018	001	NAC - Byrne - Tail piece conflict with Casework	2,737
COR#020	001	NAC - Metcalf - Provide custom door panel for Unit Ventilator	1,947
COR#030	002	NAC - Byrne - Back Charge for incorrect plumbing & opening up walls	-2,197
RFCOP#017	004	NAC, Byrne - Handicap Bathroom Modifications	4,678

The original Contract Value was.....	790,900
Sum of changes by prior Subcontract Change Orders.....	21,524
The Contract Value prior to this Subcontract Change Order was.....	812,424
The Contract Value will be changed by this Subcontract Change Order in the amount of.....	8,288
The new Contract Value including this Subcontract Change Order will be.....	820,712
The Contract duration will be changed by.....	0 days
The revised Substantial Completion date as of this Subcontract Change Order is.....	

\_\_\_\_\_  
 CONTRACTOR

\_\_\_\_\_  
 Address

BY \_\_\_\_\_

SIGNATURE \_\_\_\_\_

DATE \_\_\_\_\_

NAC Mechanical & Electrical

\_\_\_\_\_  
 SUBCONTRACTOR/VENDOR

1001 Labore Industrial Court, Ste B  
 Vadnais Heights, MN 55110

\_\_\_\_\_  
 Address

BY Mike Bjorkve

SIGNATURE [Signature]

DATE 10-31-16

# Metcalfe/Byrne/Rahn Budget Report with Change Orders

Information	Company	Wenck Estimates	Awarded Bid	Change Orders To Date	Percent of Change	Numer of Change Orders	Contract Amount With Change Orders	Percent of Completion
Bid Metcalf,Rahn,Byrne								
Contract #2600 Electrical/Communication/Security/Sound	A.J. Moore Electric, Inc.	\$524,800.00	\$602,000.00	(\$954.00)	-0.16%	4	\$601,046.00	93.37%
Contract #2300 Mechanical	Norther Air Corporation	\$911,550.00	\$790,900.00	\$29,812.00	3.77%	4	\$820,712.00	92.51%
Contract #0610 General Construction	Morcon Construction	\$3,075,056.00	\$2,949,700.00	\$84,115.00	2.85%	8	\$3,033,815.00	91.87%
		<u>\$4,511,406.00</u>	<u>\$4,342,600.00</u>	<u>\$112,973.00</u>			<u>\$4,455,573.00</u>	
	Grand Totals	<b><u>\$4,511,406.00</u></b>	<b><u>\$4,342,600.00</u></b>	<b><u>\$112,973.00</u></b>	<b>2.60%</b>		<b><u>\$4,455,573.00</u></b>	
				REVIEW AND COMMENT CONSTRUCTION BUDGET WITH ALTERNATIVE FACILITIES FUNDING			<b><u>\$4,032,129.00</u></b>	



**Agenda IV.B.8.  
December 15, 2016**

**To: Members, Board of Education  
Superintendent Gothard**

**From: Lisa K. Rider, Executive Director of Business Services**

**Date: December 15, 2016**

**Re: Change Order #022 for the 2016 Alterations to Nicollet Middle School,  
Edward Neill, Sky Oaks and Harriet Bishop Elementary schools**

RECOMMENDATION: That the Board of Education approve change order #022 for the 2016 Alterations to Nicollet Middle School, Edward Neill, Sky Oaks and Harriet Bishop Elementary schools.

On January 14, 2016 the School Board approved the bids for contract #0980 and on February 11, 2016 the School Board approved the bids for contracts #0610, #2300, and #2600 for the 2016 Alterations to Nicollet Middle School, Edward Neill, Sky Oaks and Harriet Bishop Elementary schools.

Change order #022 for contract #0610 (CM Construction Company, Inc.) is a reduction in the amount of (\$12,788.00). Items on this change order include reductions for not needing to provide moisture mitigation, the installation of carpet, and credits not used that were built into the project. Also on this change order is the cost to add a new ceiling and soffit in the wood shop area at Nicollet Middle School that was not on the plans.

To date total change orders in the amount of \$80,161.00 to the 4 contract amounts of \$2,916,255.00 brings the total contracts with change orders to \$2,996,416.00. This represents change orders of 2.75% of original bid amounts.

The items on these change orders have been reviewed and validated by ATS&R Architects and Engineers and WENCK Construction Inc.

# CHANGE ORDER

CONSTRUCTION MANAGER-ADVISER EDITION

AIA DOCUMENT G701/CMa

NOV 03 2016

OWNER

CONSTRUCTION MANAGER

ARCHITECT

CONTRACTOR

FIELD

OTHER

PCO#22

(Instructions on reverse side)

PROJECT: NEILL/ SKY OAKS/ NICOLLET/ BISHOP  
 (Name and address) BURNSVILLE-EAGAN-SAVAGE-PUBLIC SCHOOLS  
 200 W. BURNSVILLE PKWY  
 BURNSVILLE, MN 55337

CHANGE ORDER NO.: 0610-07

INITIATION DATE: 10/20/16

TO CONTRACTOR:  
 (Name and address) CM CONSTRUCTION CO, INC.  
 12215 NICOLLET AVENUE SOUTH  
 BURNSVILLE, MN 55337

PROJECT NOS.: 301504.03

CONTRACT FOR: Contract #0610 General Construction

CONTRACT DATE: 1/15/2016

The Contract is changed as follows:

Provide labor and material as necessary to complete the work for noted on the attached Page #2

# RECEIVED

NOV 10 2016

ARMSTRONG, TORSETH  
SKOLD & RYDEEN, INC.

Not valid until signed by the Owner, Construction Manager, Architect and Contractor.

The original (Contract Sum) ( <del>Guaranteed Maximum Price</del> ) was .....	\$ 1,675,000.00
Net change by previously authorized Change Orders .....	\$ 14,441.00
The (Contract Sum) ( <del>Guaranteed Maximum Price</del> ) prior to this Change Order was .....	\$ 1,689,441.00
The (Contract Sum) ( <del>Guaranteed Maximum Price</del> ) will be <del>increased</del> (decreased) ( <del>unchanged</del> ) by this Change Order .....	\$ (12,788.00)
The new (Contract Sum) ( <del>Guaranteed Maximum Price</del> ) including this Change Order will be ...	\$ 1,676,653.00
The Contract Time will be ( <del>increased</del> <del>decreased</del> ) (unchanged) by .....	Zero ( - 0 - ) days
The date of Substantial Completion as of the date of this Change Order therefore is .....	unchanged

NOTE: This summary does not reflect changes in the Contract Sum, Contract Time or Guaranteed Maximum Price which have been authorized by Construction Change Directive.

WENCK CONSTRUCTION, INC.

CONSTRUCTION MANAGER  
7500 OLSON MEMORIAL HWY, STE 300, GOLDEN VALLEY, MN 55427

ADDRESS Shane Smith 11/7/16  
BY DATE

ARMSTRONG, TORSETH, SKOLD, & RYDEEN  
ARCHITECTS

ARCHITECT  
8501 Golden Valley Road, Ste. 300, Mpls., MN 55427

ADDRESS J. Rydeen 11/15/16  
BY DATE

CM CONSTRUCTION COMPANY, INC.

CONTRACTOR  
12215 Nicollet Avenue South, Burnsville, MN 55337

ADDRESS Jim R 11/2/16  
BY DATE

BURNSVILLE-EAGAN-SAVAGE-PUBLIC SCHOOLS

OWNER  
200 W. Burnsville Pkwy, Burnsville, MN 55337

ADDRESS  
BY DATE



CAUTION: You should use an original AIA document which has this caution printed in red. An original assures that changes will not be obscured as may occur when documents are reproduced.



# Subcontract Change Order

Detailed, Grouped by Each Number

Neill/Sky Oaks/Nicollet/Bishop

Project # 30150403

Tel: Fax:

Date: 10/20/2016

To Subcontractor/Vendor:

CM Construction Company, Inc.  
12215 Nicollet Avenue South  
Burnsville, MN 55337

Architect's Project No:

Contract Date:

Contract Number: 610

Change Order Number: 007

The Contract is hereby revised by the following items:

Approved Changes

PCO	Item #	Description	Amount
COR#039	001	CM - Sky Oaks - Labor credit for not installing carpet in Room A168 per response to RFI#096	-470
COR#040	001	CM - Neill - Credit for not providing waxing of the new VT	-1,059
COR#041	001	CM - HB - Credit for not providing moisture mitigation system	-940
COR#042	001	CM - SO - Credit for not providing moisture mitigation system	-2,096
COR#043	001	CM - Neill - Credit for not providing moisture mitigation system	-4,021
COR#044	001	CM - HB&Sky Oaks - Credit for not waxing floors	-665
COR#045	001	CM - Laborer Allowance Hour Credit	-1,505
COR#045	002	CM - Carpenter Allowance Hour Credit	-731
COR#045	003	CM - Material Allowance Credit	-20
COR#045	004	CM - Ceiling Patching Allowance Credit	-2,353
COR#045	005	CM - Floor Patching Allowance Credit	-667
RFCOP#018	001	CM, Nicollet - Provide new ceiling & soffit in the wood shop area	1,739

The original Contract Value was.....	1,675,000
Sum of changes by prior Subcontract Change Orders.....	14,441
The Contract Value prior to this Subcontract Change Order was.....	1,689,441
The Contract Value will be changed by this Subcontract Change Order in the amount of.....	-12,788
The new Contract Value including this Subcontract Change Order will be.....	1,676,653
The Contract duration will be changed by.....	0 days
The revised Substantial Completion date as of this Subcontract Change Order is.....	

\_\_\_\_\_  
CONTRACTOR

\_\_\_\_\_  
Address

BY \_\_\_\_\_

\_\_\_\_\_  
SIGNATURE


CM Construction Company, Inc.

\_\_\_\_\_  
SUBCONTRACTOR/VENDOR

12215 Nicollet Avenue South  
Burnsville, MN 55337

\_\_\_\_\_  
Address

BY 

\_\_\_\_\_  
SIGNATURE 

# Nicollet/Sky Oaks/Edward Neill/Harriet Bishop Budget Report with Change Orders

Information	Company	Wenck Estimates	Awarded Bid	Change Orders To Date	Percent of Change	Numer of Change Orders	Contract Amount With Change Orders	Percent of Completion
Bid Nic, SO, EN, HB								
Contract #0610 General Construction	CM Construction Company, Inc.	\$1,410,080.00	\$1,675,000.00	\$1,653.00	0.10%	7	\$1,676,653.00	95.00%
Contract #2600 Electrical/Communication/Security/Sound	CM Construction Company, Inc.	\$467,015.00	\$466,750.00	\$32,634.00	6.99%	7	\$499,384.00	95.00%
Contract #2300 Mechanical	Cool Air Mechanical	\$432,700.00	\$490,500.00	\$25,103.00	5.12%	5	\$515,603.00	95.00%
Contract #0980 Nicollet Science Casework	Haldeman-Homme Inc.	\$413,528.00	\$284,005.00	\$20,771.00	7.31%	3	\$304,776.00	99.18%
		<u>\$2,723,323.00</u>	<u>\$2,916,255.00</u>	<u>\$80,161.00</u>			<u>\$2,996,416.00</u>	
	Grand Totals	<b><u>\$2,723,323.00</u></b>	<b><u>\$2,916,255.00</u></b>	<b><u>\$80,161.00</u></b>	<b>2.75%</b>		<b><u>\$2,996,416.00</u></b>	
							<b><u>\$3,180,695.00</u></b>	

REVIEW AND COMMENT CONSTRUCTION BUDGET WITH ALTERNATIVE FACILITIES FUNDING

**\$3,180,695.00**

95



**Agenda IV.B.9.  
December 15, 2016**

**To: Members, Board of Education  
Superintendent Gothard**

**From: Lisa K. Rider, Executive Director of Business Services**

**Date: December 15, 2016**

**Re: Change Orders #206 and #225 for the 2015 Additions and Alterations to  
Burnsville High School**

RECOMMENDATION: That the Board of Education approve change orders #206 and #225 for the 2015 Additions and Alterations to Burnsville High School.

On May 28<sup>th</sup>, 2015 the school board awarded contracts for bid package #1, on June 25, 2015 the school board awarded one contract for bid package #2, on August 13, 2015 the school board awarded contracts for bid package #3 and on October 22, November 5, November 19 and December 17, 2015 school board awarded contracts for bid package #4 for the 2015 Additions and Alterations to the Burnsville High School.

Change order #206 for contract #0840 (Envision Glass, Inc.) is a reduction in the amount of (\$3,945.00). Items on this change order include the deletion of glass and frames, charges to retest Windows and to furnish and install break metal above entrances.

Change order #225 for contract #1140 (Advanced Contract Equipment and Design d.b.a) is in the amount of \$0.00. The no cost change to this contract is the result of using different drains in the concession stand sinks because the specified drain did not fit.

To date total change orders in amount of \$1,979,608.00 to the 45 original contract amounts of \$37,734,946.00 brings the total contracts with change orders to \$39,714,554.00. This represents change orders of 5.25% of original bid amounts.

The items on these change orders have been reviewed and validated by ATS&R Architects and Engineers and WENCK Construction Inc.

# CHANGE ORDER

## CONSTRUCTION MANAGER-ADVISER EDITION

AIA DOCUMENT G701/CMa

NOV 10 2016

NOV 17 2016

OWNER	<input checked="" type="checkbox"/>	PCO # 206
CONSTRUCTION MANAGER	<input checked="" type="checkbox"/>	
ARCHITECT	<input checked="" type="checkbox"/>	
CONTRACTOR	<input checked="" type="checkbox"/>	
FIELD	<input type="checkbox"/>	
OTHER	<input type="checkbox"/>	

(Instructions on reverse side)

PROJECT: 2015 ADDITIONS & ALTERATIONS TO  
 (Name and address) BURNSVILLE HIGH SCHOOL BP #4  
 600 EAST HIGHWAY 13  
 BURNSVILLE, MINNESOTA 55337

TO CONTRACTOR:  
 (Name and address) ENVISION GLASS, INC.  
 2958 CLEVELAND AVENUE NORTH  
 ROSEVILLE, MINNESOTA 55113

CHANGE ORDER NO.: 0840.003

INITIATION DATE: 09/20/16

PROJECT NOS.: 301504.01

CONTRACT FOR: Contract #0840  
 Alum Entr/Strfts/CW  
 SkyL/Winds/Glazing

CONTRACT DATE: 10/22/2015

The Contract is changed as follows:

Provide labor and material as necessary to complete the work as noted on the attached Page #2

# RECEIVED

NOV 15 2016

Not valid until signed by the Owner, Construction Manager, Architect and Contractor.  
 ARMSTRONG, TORSETH, SKOLD & RYDEEN, INC.

The original (Contract Sum) ( <del>Contract Maximum Price</del> ) was .....	\$	1,276,534.00
Net change by previously authorized Change Orders .....	\$	15,202.00
The (Contract Sum) ( <del>Contract Maximum Price</del> ) prior to this Change Order was .....	\$	1,291,736.00
The (Contract Sum) ( <del>Contract Maximum Price</del> ) will be (increased) (decreased) (unchanged) by this Change Order .....	\$	(3,945.00)
The new (Contract Sum) ( <del>Contract Maximum Price</del> ) including this Change Order will be ...	\$	1,287,791.00
The Contract Time will be ( <del>Contract Maximum Price</del> ) (unchanged) by .....	zero	( -0- ) days
The date of Substantial Completion as of the date of this Change Order therefore is .....		unchanged.

NOTE: This summary does not reflect changes in the Contract Sum, Contract Time or Guaranteed Maximum Price which have been authorized by Construction Change Directive.

WENCK CONSTRUCTION INC.  
 CONSTRUCTION MANAGER  
 7500 Olson Memorial Hwy, Golden Valley, MN 55427

ADDRESS *[Signature]*  
 BY *[Signature]* DATE 11/10/16

ENVISION GLASS, INC.  
 CONTRACTOR  
 2958 Cleveland Ave. N., Roseville, MN 55113

ADDRESS *[Signature]*  
 BY *[Signature]* DATE 11/8/16

ARMSTRONG, TORSETH, SKOLD, & RYDEEN ARCH.  
 ARCHITECT  
 8501 Golden Valley Road, Ste. 300, Mpls., MN 55427

ADDRESS *[Signature]*  
 BY *[Signature]* DATE 11/15/16

BURNSVILLE-EAGAN-SAVAGE PUBLIC SCHOOLS  
 OWNER  
 100 River Ridge Court, Burnsville, MN 55337

ADDRESS  
 BY DATE



CAUTION: You should use an original AIA document which has this caution printed in red. An original assures that changes will not be obscured as may occur when documents are reproduced.



# Change Order

**Burnsville High School**

**Project # 30150401**  
 Tel: 952-707-2000 Fax: 952-707-2102

**Date: 9/20/2016**  
**Contractor:**  
 Envision Glass, Inc.  
 2958 Cleveland Avenue N  
 Roseville, MN 55113

**Architect's Project No:**  
**Contract Date:**  
**Contract Number: 0840**  
**Change Order Number: 003**

The Contract is hereby revised by the following items:

PCO	Item #	Description	Amount
PR-114	004	Deleted 100 SF of glass per PR 114.	-283
PR-115	002	Deletion of glass/glazing per PR 115.	-268
PR-138	002	Deletion of glazing for two fire rated frames and two 1/2" glass walls per PR 138.	-2,873
RCO-175	001	Furnish and install brake metal above entrances.	2,057
RCO-177	001	Back charge to envision for having to retest windows.	-2,578

The original Contract (s) Value was.....	1,276,534
Sum of changes by prior Change Orders.....	15,202
The Contract Value prior to this Change Order was.....	1,291,736
The Contract Value will be changed by this Change Order in the amount of.....	-3,945
The new Contract Value including this Change Order will be.....	1,287,791
The Contract duration will be changed by.....	0 days
The revised Substantial Completion date as of this Change Order is.....	

**CHANGE ORDER**

CONSTRUCTION MANAGER-ADVISER EDITION

AIA DOCUMENT G701/CMa

NOV 14 2016

NOV 23 2016

(Instructions on reverse side)

OWNER	<input checked="" type="checkbox"/>	PCO #	225
CONSTRUCTION MANAGER	<input checked="" type="checkbox"/>		
ARCHITECT	<input checked="" type="checkbox"/>		
CONTRACTOR	<input checked="" type="checkbox"/>		
FIELD	<input type="checkbox"/>		
OTHER	<input type="checkbox"/>		

PROJECT: <i>(Name and address)</i>	2015 ADDITIONS & ALTERATIONS TO BURNSVILLE HIGH SCHOOL BP #4 600 EAST HIGHWAY 13 BURNSVILLE, MINNESOTA 55337	CHANGE ORDER NO.:	1140.002
TO CONTRACTOR: <i>(Name and address)</i>	ADVANCE CONTRACT EQUIPMENT & DESIGN, LLC D/B/A RAPIDS FOODSERVICE CONTRACT & DESIGN 2475 DOSWELL AVENUE, SUITE B ST PAUL, MINNESOTA 55108	INITIATION DATE:	11/02/16
		PROJECT NOS.:	301504.01
		CONTRACT FOR:	<u>Contract #1140</u> Food Service Equipment
		CONTRACT DATE:	11/5/2015

The Contract is changed as follows:

Provide labor and material as necessary to complete the work as noted on the attached Page #2

**RECEIVED**

NOV 18 2016

Not valid until signed by the Owner, Construction Manager, Architect and Contractor.

The original (Contract Sum) ( <del>Guaranteed Maximum Price</del> ) was .....	\$	18,381.00
Net change by previously authorized Change Orders .....	\$	7,966.00
The (Contract Sum) ( <del>Guaranteed Maximum Price</del> ) prior to this Change Order was .....	\$	26,347.00
The (Contract Sum) ( <del>Guaranteed Maximum Price</del> ) will be ( <del>increased</del> ) ( <del>decreased</del> ) (unchanged) by this Change Order .....	\$	0.00
The new (Contract Sum) ( <del>Guaranteed Maximum Price</del> ) including this Change Order will be .....	\$	26,347.00
The Contract Time will be ( <del>increased</del> ) ( <del>decreased</del> ) (unchanged) by .....	zero	( -0- ) days
The date of Substantial Completion as of the date of this Change Order therefore is .....		unchanged.

NOTE: This summary does not reflect changes in the Contract Sum, Contract Time or Guaranteed Maximum Price which have been authorized by Construction Change Directive.

WENCK CONSTRUCTION INC.  
CONSTRUCTION MANAGER

7500 Olson Memorial Hwy, Golden Valley, MN 55427  
ADDRESS

BY *[Signature]* DATE *11/23/16*

ADVANCE CONTRACT EQUIPMENT & DESIGN, LLC  
CONTRACTOR

2475 Doswell Avenue, Ste B, St. Paul, MN 55108  
ADDRESS

BY *[Signature]* DATE *11/16/16*

ARMSTRONG, TORSETH, SKOLD, & RYDEEN ARCH.  
ARCHITECT

8501 Golden Valley Road, Ste. 300, Mpls., MN 55427  
ADDRESS

BY *[Signature]* DATE *11/24/16*

BURNSVILLE-EAGAN-SAVAGE PUBLIC SCHOOLS  
OWNER

100 River Ridge Court, Burnsville, MN 55337  
ADDRESS

BY \_\_\_\_\_ DATE \_\_\_\_\_



CAUTION: You should use an original AIA document which has this caution printed in red. An original assures that changes will not be obscured as may occur when documents are reproduced.



# Change Order

**Burnsville High School**

**Project # 30150401**  
 Tel: 952-707-2000 Fax: 952-707-2102

**Date: 11/2/2016**

**Contractor:**  
 Advance Contract Equipment & Design, LLC dba Rapids Foodservice  
 Contract & Design  
 2475 Doswell Avenue  
 Suite B  
 St. Paul, MN 55108

**Architect's Project No:**  
**Contract Date:**

**Contract Number: 1140**  
**Change Order Number: 002**

The Contract is hereby revised by the following items:

PCO	Item #	Description	Amount
RCO-205	001	Changed out drains in concessions sink due to the specified versions not fitting. No cost.	0

The original Contract (s) Value was.....	18,381
Sum of changes by prior Change Orders.....	7,966
The Contract Value prior to this Change Order was.....	26,347
The Contract Value will be changed by this Change Order in the amount of.....	0
The new Contract Value including this Change Order will be.....	26,347
The Contract duration will be changed by.....	0 days
The revised Substantial Completion date as of this Change Order is.....	

# BHS Budget Report with Change Orders

Information	Company	Wenck Estimates	Awarded Bid	Change Orders To Date	Percent of Change	Numer of Change Orders	Contract Amount With Change Orders	Percent of Completion
Bid Pack #1								
Contract #0600 General Construction Shop Annex	Ebert Construction	\$919,600.00	\$671,900.00	\$95,682.00	14.24%	18	\$767,582.00	100.00%
Contract #2300 Mechanical	Klamm Mechanical	\$647,800.00	\$900,000.00	\$47,621.00	5.29%	9	\$947,621.00	95.00%
Contract #2600 Electrical	Peoples Electric	\$293,600.00	\$566,500.00	\$90,391.00	15.96%	16	\$656,891.00	100.00%
Contract #3110 Site Demolition and Improvements	Max Steininger Inc.	\$775,285.10	\$530,000.00	\$339,467.00	64.05%	8	\$869,467.00	95.00%
Contract #3300 Site Utility Relocation	Veit & Co.	\$243,170.00	\$410,000.00	\$114,909.00	28.03%	6	\$524,909.00	100.00%
Contract #0240 Building Demolition	Veit & Co.	\$366,047.14	\$71,039.00	\$30,496.00	42.93%	5	\$101,535.00	100.00%
		<u>\$3,245,502.24</u>	<u>\$3,149,439.00</u>	<u>\$718,566.00</u>			<u>\$3,868,005.00</u>	
Bid Pack #2								
Contract #0345 Precast Concrete Wall Panels	Wells Concrete	\$2,403,594.00	\$2,615,000.00	(\$102,886.00)	-3.93%	4	\$2,512,114.00	94.38%
		<u>\$2,403,594.00</u>	<u>\$2,615,000.00</u>	<u>(\$102,886.00)</u>			<u>\$2,512,114.00</u>	
Bid Pack #3								
Contract #0420 Masonry	Crosstown Masonry Incorporated	\$1,305,616.00	\$1,240,000.00	\$89,227.00	7.20%	8	\$1,329,227.00	94.77%
Contract #3301 Site Utilities	Metro Utilities, Inc.	\$181,880.00	\$288,750.00	\$17,358.00	6.01%	5	\$306,108.00	95.00%
Contract #3290 Landscaping/Irrigation Systems	Urban Companies, LLC	\$305,275.00	\$240,069.00	\$15,447.00	6.43%	5	\$255,516.00	91.28%
Contract #3210 Asphalt Paving/Curbs	Midwest Asphalt Corporation	\$1,244,655.00	\$921,900.00	(\$548.00)	-0.06%	4	\$921,352.00	95.00%
Contract #3100 Earthwork/Site Demolition	Max Steininger Inc.	\$1,179,458.00	\$1,071,000.00	\$106,092.00	9.91%	8	\$1,177,092.00	94.03%
Contract #2202 Mechanical	Klamm Mechanical	\$551,250.00	\$872,000.00	\$45,857.00	5.26%	8	\$917,857.00	95.00%
Contract #0510 Structural Steel Erection	Red Cedar Steel Erectors, Inc.	\$599,057.00	\$582,300.00	\$14,680.00	2.52%	5	\$596,980.00	95.12%
Contract #0340 Structural Precast Concrete	Wells Concrete	\$1,013,719.00	\$933,340.00	(\$6,457.00)	-0.69%	2	\$926,883.00	95.66%
Contract #0330 Cast-In-Place Concrete	Northland Concrete & Masonry, LLC	\$2,739,043.00	\$2,617,189.00	\$268,485.00	10.26%	14	\$2,885,674.00	94.94%
Contract #0241 Building Demolition	Lloyd's Construction Services Inc.	\$146,221.00	\$285,155.00	\$108,649.00	38.10%	4	\$393,804.00	95.00%
Contract #0512 Structural Steel Supply	American Structural Metals, Inc.	\$788,856.00	\$898,900.00	(\$21,272.00)	-2.37%	5	\$877,628.00	95.08%

Information	Company	Wenck Estimates	Awarded Bid	Change Orders To Date	Percent of Change	Numer of Change Orders	Contract Amount With Change Orders	Percent of Completion
		<u>\$10,055,030.00</u>	<u>\$9,950,603.00</u>	<u>\$637,518.00</u>			<u>\$10,588,121.00</u>	
Bid Pack #4								
Contract #0790 Caulking/Firestopping/Traffic Coatings	The Caulkers Company, Inc.	\$96,495.00	\$86,900.00	\$0.00	0.00%	0	\$86,900.00	95.00%
Contract #0335 Polished Concrete Floors	Questmark Flooring	\$33,633.60	\$15,969.00	\$0.00	0.00%	0	\$15,969.00	95.00%
Contract #0511 Miscellaneous Metals - Erection	Red Cedar Steel Erectors, Inc.	\$58,387.35	\$126,500.00	\$0.00	0.00%	0	\$126,500.00	87.87%
Contract #0550 Miscellaneous Metals Fabrication- Supply	American Structural Metals, Inc.	\$411,285.00	\$802,450.00	\$3,725.00	0.46%	1	\$806,175.00	93.68%
Contract #0990 Painting	Fransen Decorating, Inc.	\$401,378.25	\$230,305.00	(\$10,657.00)	-4.63%	2	\$219,648.00	94.64%
Owner Direct - Architectural Purchase	Haldeman-Homme Inc.	\$1,636,582.50	\$1,084,781.00	(\$15,152.00)	-1.40%	11	\$1,069,629.00	94.26%
Contract #2601 Electrical/Communications/Security/Paging	Peoples Electric	\$3,736,950.00	\$3,558,650.00	\$259,576.00	7.29%	11	\$3,818,226.00	87.73%
Contract #2305 Testing and Balancing	Marcus Global, Inc.	\$71,299.20	\$67,800.00	\$0.00	0.00%	0	\$67,800.00	9.53%
Contract #2302 HVAC/Temperature Controls	Thelen Heating & Roofing, Inc.	\$3,479,700.00	\$2,751,800.00	\$78,733.00	2.86%	7	\$2,830,533.00	94.82%
Contract #2200 Plumbing and Heating	El-Jay Plumbing & Heating, Inc.	\$3,709,440.00	\$3,269,000.00	\$113,481.00	3.47%	8	\$3,382,481.00	92.95%
Contract #2100 Fire Protection	Total Fire Protection, Inc.	\$427,798.35	\$418,890.00	\$0.00	0.00%	0	\$418,890.00	95.00%
Contract #1440 Wheelchair Lift	DRN Enterprises, d.b.a Arrow Lift	\$15,750.00	\$26,989.00	\$1,384.00	5.13%	1	\$28,373.00	90.37%
Contract #1420 Elevators	ThyssenKrupp Elevator Americas	\$189,000.00	\$200,047.00	\$0.00	0.00%	0	\$200,047.00	95.00%
Contract #1140 Food Service Equipment	Advanced Contract Equipment and Design	\$15,750.00	\$18,381.00	\$7,966.00	43.34%	2	\$26,347.00	95.00%
Contract #0610 Selective Demolition/Carpentry	George F. Cook Construction Co.	\$1,521,190.65	\$1,443,000.00	\$75,568.00	5.24%	6	\$1,518,568.00	89.18%
Contract #1022 Folding Panel Partitions	W.L. Hall Company	\$61,425.00	\$52,904.00	\$0.00	0.00%	0	\$52,904.00	95.00%
Contract #0750 Roofing and Metal Panels	Palmer West Construction Company, Inc.	\$2,206,743.00	\$1,603,200.00	\$30,993.00	1.93%	6	\$1,634,193.00	94.48%
Contract #0966 Epoxy Terrazzo Flooring	Advance Terrazzo Flooring	\$612,417.75	\$508,000.00	\$25,096.00	4.94%	3	\$533,096.00	95.00%
Contract #0965 Resilient Flooring/Carpet	Floors by Becker, Inc.	\$368,131.05	\$431,132.00	\$27,885.00	6.47%	2	\$459,017.00	95.00%
Contract #0950 Acoustical Ceilings	Kirk Acoustics	\$383,939.85	\$300,280.00	\$3,406.00	1.13%	1	\$303,686.00	85.50%
Contract #0930 Tile	Multiple Concepts Interiors, Inc.	\$886,415.25	\$1,324,000.00	\$11,001.00	0.83%	5	\$1,335,001.00	91.18%

Information	Company	Wenck Estimates	Awarded Bid	Change Orders To Date	Precent of Change	Numer of Change Orders	Contract Amount With Change Orders	Precent of Completion
Contract #0920 Drywall/Cold Formed Metal Framing/DEF	Commercial Drywall, Inc.	\$1,222,033.05	\$609,850.00	\$68,907.00	11.30%	6	\$678,757.00	95.00%
Contract #0840 Aluminum Entrances I Storefronts I Curta	Envision Glass, Inc.	\$1,668,936.15	\$1,276,534.00	\$11,257.00	0.88%	3	\$1,287,791.00	91.18%
Contract #0833 Coiling/Overhead Doors	Overhead Door of the Northland	\$76,125.00	\$73,689.00	\$0.00	0.00%	0	\$73,689.00	85.09%
Contract #0810 Doors/Frames/Hardware - Supply	Kendell Doors & Hardware, Inc.	\$445,068.75	\$409,848.00	\$33,241.00	8.11%	4	\$443,089.00	88.54%
Owner Direct - Chiller Plant Purchase	Train Co.	\$1,470,000.00	\$1,296,580.00	\$0.00	0.00%	0	\$1,296,580.00	90.84%
Contract #1044 Signage	( Lawrence) Walker Sign Holdings, Inc.	\$47,250.00	\$32,425.00	\$0.00	0.00%	0	\$32,425.00	95.00%
		<u>\$25,253,124.75</u>	<u>\$22,019,904.00</u>	<u>\$726,410.00</u>			<u>\$22,746,314.00</u>	
	Grand Totals	<b><u>\$40,957,250.99</u></b>	<b><u>\$37,734,946.00</u></b>	<b><u>\$1,979,608.00</u></b>	<b>5.25%</b>		<b><u>\$39,714,554.00</u></b>	
							<b><u>\$41,716,739.00</u></b>	

REVIEW AND COMMENT CONSTRUCTION BUDGET WITH ALTERNATIVE FACILITIES FUNDING

**\$41,716,739.00**



December 15, 2016

To: Members, Board of Education  
From: Lisa K. Rider, Executive Director of Business Services  
Date: December 8, 2016  
Re: Certification of Final Property Tax Levy Payable 2017

**RECOMMENDATION:** that the Board of Education certify the final property tax levy for taxes payable in 2017 as follows:

General - RMV, Voter Approved	\$ 12,748,544.53
General - RMV, Other	4,789,229.00
General - NTC, Voter Approved	2,544,338.98
General - NTC, Other	5,908,434.95
Community Service	1,556,451.69
General Debt Service, Voter Approved	3,446,829.75
General Debt Service, Other	5,658,049.84
OPEB/ Pension, Other	1,381,585.73
	<hr/>
Total	<u>\$ 38,033,464.47</u>

The final levy recommended for approval this evening is in the amount of \$38,033,464.62. This represents the District's maximum levy authority and reflects a 2.40% decrease from the payable 2016 property tax levy.

I recommend approval of the final levy for taxes payable in 2017 of \$38,033,464.62.

Attachment: Final Levy Comparison Payable 2016 and 2017

**Independent School District 191**  
**Levy Certification Summary**  
**2016 Payable 2017**  
**For the Fiscal Year 2017/2018**

	2015 Payable 2016	2016 Payable 2017	Increase/ (Decrease)
<b>General Levies:</b>			
Referendum Levy	\$11,797,357	\$12,059,514	\$262,157
Location Optional Levy	4,296,477	4,124,452	(172,025)
Equity Revenue Levy	1,078,426	949,524	(128,902)
Operating Capital Levy	1,141,525	856,053	(285,472)
Student Achievement Levy	215,615	101,874	(113,741)
Safe Schools	364,795	350,189	(14,606)
Safe Schools - District 917	111,465	110,893	(572)
Career & Technical Levy	180,304	304,169	123,865
LT Facilities Levy - Formerly Health & Safety Levy and Alternative Facilities Levy	894,720	1,993,231	1,098,511
Economic Development Abatement	33,092	0	(33,092)
Transition Revenue Levy	339,564	328,010	(11,554)
Achievement & Integration Levy	567,629	568,962	1,333
Reemployment Insurance Levy	250,000	250,000	0
Lease Levy	682,060	668,198	(13,862)
Capital Project Referendum Levy	2,500,983	2,544,339	43,356
Alternative Compensation Levy	845,329	808,967	(36,362)
<b>Total General Levies</b>	<b>25,299,341</b>	<b>26,018,375</b>	<b>719,034</b>
<b>Levy Adjustments</b>	<b>136,208</b>	<b>(27,828)</b>	<b>(164,036)</b>
<b>Net General Levies</b>	<b>\$25,435,549</b>	<b>\$25,990,547</b>	<b>\$554,998</b>

**Independent School District 191  
 Levy Certification Summary  
 2016 Payable 2017  
 For the Fiscal Year 2017/2018**

	<b>2015 Payable 2016</b>	<b>2016 Payable 2017</b>	<b>Increase/ (Decrease)</b>
	<hr/>	<hr/>	<hr/>
<b>Community Service Fund:</b>			
<i>General Community Education</i>	\$475,684	\$475,684	\$0
<i>Early Childhood Family Education</i>	244,314	238,389	(5,925)
<i>Disabled Adults</i>	3,062	3,062	0
<i>School Age Care</i>	600,000	600,000	0
<i>Home Visiting</i>	6,234	4,979	(1,255)
	<hr/>	<hr/>	<hr/>
<b>Total Levies</b>	1,329,294	1,322,114	(7,180)
<b>Levy Adjustments</b>	224,103	234,338	10,235
	<hr/>	<hr/>	<hr/>
<b>Community Service Levies</b>	<u>\$1,553,397</u>	<u>\$1,556,452</u>	<u>\$3,055</u>

**Independent School District 191  
 Levy Certification Summary  
 2016 Payable 2017  
 For the Fiscal Year 2017/2018**

	<b>2015 Payable 2016</b>	<b>2016 Payable 2017</b>	<b>Increase/ (Decrease)</b>
	<hr/>	<hr/>	<hr/>
<b>General Debt Service Fund:</b>			
<b>Voter Approved Levy</b>	<b>\$6,923,614</b>	<b>\$3,315,643</b>	<b>(\$3,607,971)</b>
<b>LT Facilities Debt Service formerly Alternative Facilities</b>	<b>\$3,388,931</b>	<b>\$5,849,435</b>	<b>\$2,460,504</b>
	<hr/>	<hr/>	<hr/>
<b>Total Levies</b>	<b>10,312,545</b>	<b>9,165,078</b>	<b>(1,147,467)</b>
<b>Levy Adjustments</b>	<b>52,208</b>	<b>(60,198)</b>	<b>(112,406)</b>
	<hr/>	<hr/>	<hr/>
<b>Debt Service Levy</b>	<b>\$10,364,753</b>	<b>\$9,104,880</b>	<b>(\$1,259,873)</b>
	<hr/> <hr/>	<hr/> <hr/>	<hr/> <hr/>

**Independent School District 191  
 Levy Certification Summary  
 2016 Payable 2017  
 For the Fiscal Year 2017/2018**

	<b>2016 Payable 2016</b>	<b>2016 Payable 2017</b>	<b>Increase/ (Decrease)</b>
	<hr/>	<hr/>	<hr/>
<b>OPEB Levy - Non-Voter Approved</b>	<b>1,606,770</b>	<b>1,357,274</b>	<b>(249,496)</b>
<b>Levy Adjustments</b>	<b>10,189</b>	<b>24,312</b>	<b>14,123</b>
	<hr/>	<hr/>	<hr/>
<b>OPEB Levy</b>	<b>1,616,959</b>	<b>1,381,586</b>	<b>(235,373)</b>
	<hr/>	<hr/>	<hr/>

**Independent School District 191  
 Levy Certification Summary  
 2016 Payable 2017  
 For the Fiscal Year 2017/2018**

	<b>2015 Payable 2016</b>	<b>2016 Payable 2017</b>	<b>Increase/ (Decrease)</b>
	<hr/>	<hr/>	<hr/>
<b>Summary of All Levies:</b>			
<b>General Levy</b>	<b>\$25,435,549</b>	<b>\$25,990,547</b>	<b>\$554,998</b>
<b>Community Service Levy</b>	<b>1,553,397</b>	<b>1,556,452</b>	<b>3,055</b>
<b>General Debt Service Levy</b>	<b>10,364,753</b>	<b>9,104,880</b>	<b>(1,259,873)</b>
<b>OPEB Levy</b>	<b>1,616,959</b>	<b>1,381,586</b>	<b>(235,373)</b>
	<hr/>	<hr/>	<hr/>
<b>Total - All Levies</b>	<b>\$38,970,658</b>	<b>\$38,033,465</b>	<b>(\$937,193)</b>
	<hr/>	<hr/>	<hr/>
<b>Percentage Increase</b>			<b>-2.40%</b>

## District Levy Summary

### Subtotals By Levy Category

Title	Limit	Proposed	Certified
GENERAL - RMV VOTER - JOBZ EXEMPT	12,748,544.53	12,748,544.53	12,748,544.53
GENERAL - RMV OTHER - JOBZ EXEMPT	4,789,229.00	4,789,229.00	4,789,229.00
GENERAL - NTC VOTER - JOBZ EXEMPT	2,544,338.98	2,544,338.98	2,544,338.98
GENERAL - NTC OTHER GENED - EXEMPT	101,873.63	101,873.63	101,873.63
GENERAL - NTC OTHER - JOBZ EXEMPT	5,806,561.32	5,870,784.78	5,806,561.32
COMMUNITY SERVICE - NTC OTHER - JOBZ EXEMPT	1,556,451.69	1,562,755.64	1,556,451.69
GENERAL DEBT - NTC VOTER - JOBZ NONEXEMPT	3,446,829.75	3,446,829.75	3,446,829.75
GENERAL DEBT - NTC OTHER - JOBZ NONEXEMPT	5,658,049.84	5,658,049.84	5,658,049.84
OPEB DEBT - NTC VOTER - JOBZ NONEXEMPT	0.00	0.00	0.00
OPEB DEBT - NTC OTHER - JOBZ NONEXEMPT	1,381,585.73	1,604,028.88	1,381,585.73

### Subtotals By Fund

Title	Limit	Proposed	Certified
GENERAL FUND	25,990,547.46	26,054,770.92	25,990,547.46
COMMUNITY SERVICES FUND	1,556,451.69	1,562,755.64	1,556,451.69
GENERAL DEBT SERVICE FUND	9,104,879.59	9,104,879.59	9,104,879.59
OPEB/PENSION DEBT SERVICE FUND	1,381,585.73	1,604,028.88	1,381,585.73

### Subtotals By Tax Base

Title	Limit	Proposed	Certified
REFERENDUM MARKET VALUE	17,537,773.53	17,537,773.53	17,537,773.53
NET TAX CAPACITY	20,495,690.94	20,788,661.50	20,495,690.94

### Subtotals By Truth In Taxation Category

Title	Limit	Proposed	Certified
VOTER APPROVED	18,739,713.26	18,739,713.26	18,739,713.26
OTHER	19,293,751.21	19,586,721.77	19,293,751.21

### Total Levy

Title	Limit	Proposed	Certified
TOTAL LEVY	38,033,464.47	38,326,435.03	38,033,464.47



**Agenda V.B.  
December 15, 2016**

**To:** Board of Education  
Dr. Joe Gothard, Superintendent

**From:** Jeff Pope, AVID Coordinator

**Date:** December 8, 2016

**Re:** Report on AVID (Advancement Via Individual Determination)

Receive a report on AVID (Advancement Via Individual Determination) from Jeff Pope, AVID Coordinator.

*Each Student Real-World Ready!*



**ONE91**  
Burnsville · Eagan · Savage



112

# AVID Board Presentation

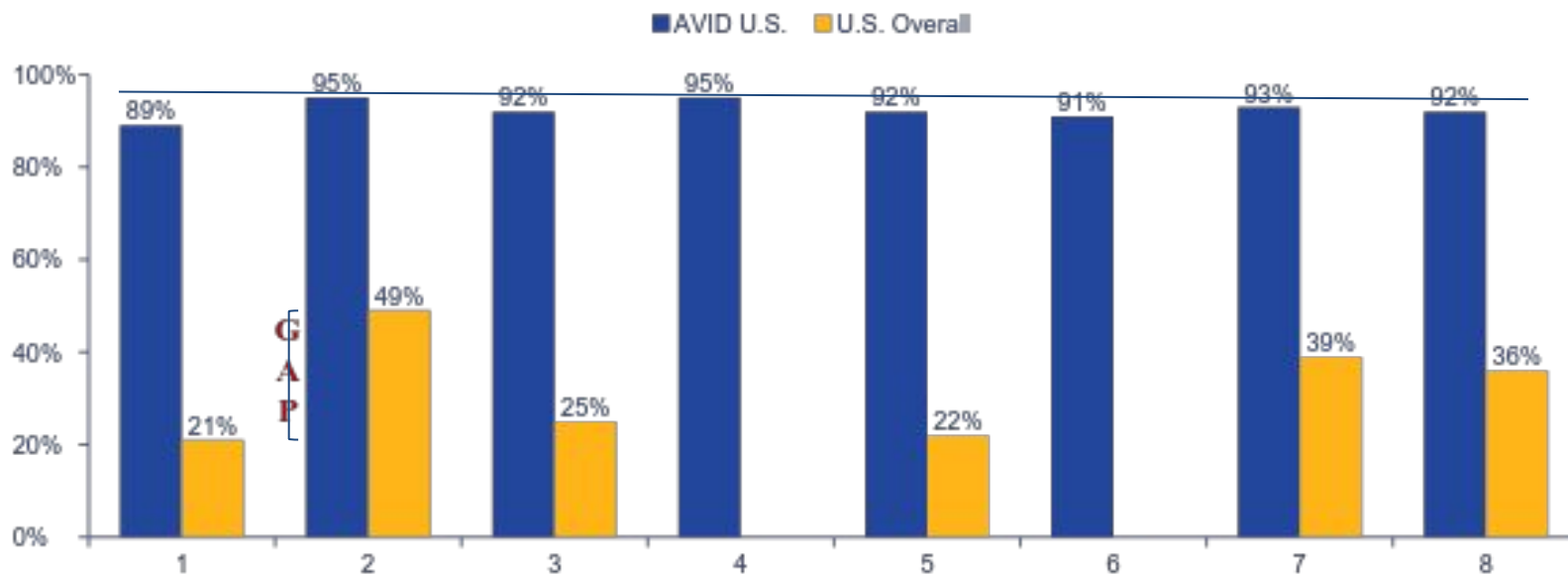
Jeff Pope  
December 15, 2016

***Future Ready. Community Strong.***

# What is AVID?

- A school-wide college readiness system
- A structured approach to rigorous curriculum
- Direct support structure for first-generation college students
- Professional learning for educators

# AVID closes the achievement gap



114

AVID. (2014). *AVID senior data collection: Study of 36,450 AVID seniors* [Electronic Database].

Greene, J.P. and Forster, G. (2003). *Public high school graduation and college readiness rates in the United States* (Report No. 3). New York:

Manhattan Institute for Policy Research. \*Filipino and Other not classified by Greene and Forster (2003)

National data represents the most current comprehensive data available

# A Brief Look at One91 AVID

## 2015-16 AVID in One91

5 sites:      Nicollet MS (national demonstration site)  
                 Metcalf MS (implementation year 1)  
                 Eagle Ridge MS (implementation year 1)  
                 BAHS (affiliated site)  
                 BHS (certified site)

18 Elective Sections: **338** students (grades 7-12)  
8% of total secondary school enrollment

# A Brief Look at One91 AVID

## 7-12 AVID Student Demographics 2015-16:

61% Qualify for Free/Reduced Lunch

22% Latino

35% Black (Somali & African American)

27% White

13% Asian

1% American Indian

2% Other

60% Female

40% Male

# BHS Senior Class - Student Demographics 2015-16

22 AVID Seniors

50% First generation college families

96% Completed 4 year college requirements

100% Completed and submitted applications

59% Submitted FAFSA

90% Were in 3 years or more for AVID

20 AVID Seniors planned to go to college

# AVID One91 Current Year 2016-17

34 Seniors

5 sites:     Nicollet MS (national demonstration site)  
                  Metcalfe MS (implementation year 2)  
                  Eagle Ridge MS (implementation year 2)  
                  BAHS (affiliated site)  
                  BHS (certified site)

21 Elective sections: 448 students (grades 6-12)  
9% of total secondary school enrollment

# One91 Students at Summer Institute

Three ninth grade students were selected from other student applicants to be presenters at the AVID Summer Institute in Minneapolis. They presented AVID strategies in several workshops on June 14-16, 2016.

Minneapolis Student Leaders & [Schedule](#):

Najma Abdi

Dalton Passon

Tam Nguyen



# One91 Staff at Summer Institute

We had 42 staff members attend AVID summer institute in various subject areas.

Math

Science

Cultural Responsive Teaching

Implementation

Two of our Burnsville staff are AVID International staff developers:


Jeff Pope

Jill Pieper (Gysberg) - Nicollet MS



# Regional AVID training - November 17

One91 hosted a regional AVID elective teacher training!




One91 additional trainings:

Tutor training - Sept 19 & Dec 22

Site team conference - Nov 3

Critical reading - Nov 17/18 (NMS)




# AVID at Alternative Site

In 2012, BAHS started AVID.

Working with other alternative sites such as:

- District 287
- South Washington County ALC
- SPPS Agape program
- North Dakota districts



Goal: Implement and orchestrate a certification that reflects schoolwide AVID at alternative sites.

# Nicollet MS

Achieved AVID National  
Demonstration Status 2015

## Principal's Showcase 2016

- December 1st, 2016
- Model for 5 other districts
- 56 visitors



Principal Dr. Renee Brandner


- Part of National Conference panel -  
December 8-10, 2016

# One91 AVID Under Construction



AVID steering committee (April 2016)

- Speakers
- Funding
- Volunteer Opportunities
- Job Shadowing



Normandale tutoring partnership (Fall 2016)  
Center for Applied Research and Educational  
Improvement (CAREI) report January 2017  
Eagle Ridge MS & Metcalf MS are in year 2  
certification

Q&A

Questions?





**Future Ready. Community Strong.**

**Agenda V.C.  
December 15, 2016**

**To:** Board of Education  
Dr. Joe Gothard, Superintendent

**From:** Dr. Kathy Funston, Director of Strategic Partnerships and Pathways, and Rachel Gorton, Instructional Technology Coordinator

**Date:** December 8, 2016

**Re:** Report on the Google ExploreEDU Events

Receive a report on the Google ExploreEDU Events from Dr. Kathy Funston, Director of Strategic Partnerships and Pathways, and Rachel Gorton, Instructional Technology Coordinator.

*Each Student Real-World Ready!*



**ONE91**  
Burnsville · Eagan · Savage



**Google ExploreEDU Events**  
in partnership with Best Buy Education  
December 1-2, 2016

128

December 15, 2016

***Future Ready. Community Strong.***



129

One  
Two  
One  
Hundred





131




132





134



135

# Burnsville High School Technology and Space Advances to Aid Students

Technology In The Classroom



The big picture to remember- is that Burnsville students are going to have a more real world – authentic learning experiences in high school, BEFORE they decide to go to college or step into a career.

137

This was incredibly inspiring – as someone who works in education and as a parent! Way to go Burnsville – for paving the way for the future of High Schools in MN!

~Jen Hegna, Director of Information & Instructional Technology

2015 TIES MN Technology Leader Award Recipient

District **ONE91**

***Future Ready. Community Strong.***



**Agenda VI.  
December 15, 2016**

**To:** Board of Education, Members  
**From:** Dan Luth, Chair  
**Date:** December 9, 2016  
**Re:** Committee Reports

The following committees may provide updates to the School Board:

Technology Committee - Director Hill, Committee Chair  
Policy Review Committee - Director Alt, Committee Chair  
Student Performance and Achievement - Director Currier, Committee Chair  
Negotiating Committee