

BOARD AGENDA

INDEPENDENT SCHOOL DISTRICT 191

Burnsville High School Senior Campus
Diamondhead Education Center
Regular Meeting
March 22, 2012
6:30 PM

I. Call to Order

- A. Welcome
- B. Pledge of Allegiance
- C. Public Recognition
 - 1. Burnsville Senior Center
 - 2. Eagle Ridge Junior High Fundraiser for Savage Police Officer
 - 3. BHS DECA Club Success
 - 4. South Suburban Conference Artists

II. Business Meeting

A. Approval of Agenda

B. Consent Agenda

Although Board action is required, it is generally unnecessary to hold discussion on these items. In the event a Board member wishes to discuss an item, that item will be moved for separate consideration.

- 1. Meeting Minutes 3
- 2. Human Resources Report 7
- 3. Donation of \$20,571.87 from the Harriet Bishop PTO to Harriet Bishop Elementary for the purchase of supplies and materials; \$996 from the Sioux Trail PTO to Sioux Trail for the annual field trip to Valley Fair for School Safety Patrols; Thesaurus and English/Spanish dictionaries (valued at \$275) from the Burnsville Rotary for fifth grade students at Sioux Trail; \$75 from Kevin Ly through Wells Fargo Community Support to Harriet Bishop; \$471 from the Wells Fargo Foundation matching gift program to Sioux Trail; \$403.86 from William Haugen through the Wells Fargo Foundation to Sioux Trail; \$207.69 from the Wells Fargo Foundation matching gift program to Hidden Valley; a 1996 Saturn from David & Karen Stang to the BHS Tech Ed department; 1998 Saturn from Tanner Bohnsacof to the BHS Tech Ed department; a 1998 Olds Silhouette van from Daniel & Mary Memmom to the BHS Tech Ed department; \$125 in school supplies and gift card from the Gopher 440 American Legion Auxiliary to Sky Oaks; dictionaries valued at \$400 from the Burnsville Lions Club to Sky Oaks third grade students; Thesauruses valued at \$300 from the Burnsville Rotary to fifth grade students at Sky Oaks 9
- 4. Payroll, Expenditures, Receipts & Investments 22
- 5. Budget Analysis 53
- 6. Approve change order #1 and #2 for the 2011-2012 Hidden Valley ES Energy Management and Control Systems Upgrades 118

7. Schedule Closed Sessions following the regularly scheduled board meetings on April 5 and April 19, 2012 at the Burnsville High School Senior Campus for the discussion of negotiation strategies. 128

III. New Business

- A. Re-affirm approval to re-bid the MW Savage Elementary School Heating Plant Replacement and HVAC Alterations Project after receiving the positive Review & Comment from MDE (10 minutes) (Rider) 129
- B. Approve the naming of the BHS softball field "Pat Feely Field" after long-time coach Pat Feely (10 minutes) (Clegg) 134

IV. Adjourn to Closed Session for discussion of negotiation strategies

School Board Minutes
INDEPENDENT SCHOOL DISTRICT 191
March 1, 2012

The meeting of the Board of Education was called to order by Chair Hill at 7:15 p.m. at the Burnsville High School Senior Campus in the Diamondhead Education Center.

Call to Order

Members present: Directors Currier, Luth, Schmid, Sweep, Teiken and Chair Hill. Others in attendance were Superintendent Clegg, Student Advisor Green, administrators and staff.

Attendance

Members absent: Director VandenBoom

Chair Hill welcomed the audience and asked Director Schmid to lead the Pledge of Allegiance.

Pledge of Allegiance

Moved by Director Luth, seconded by Director Teiken, to approve the agenda. Motion carried unanimously (6,0).

Agenda

Moved by Director Teiken, seconded by Director Currier, to approve the consent agenda as amended (removing Agenda Item II.B.4 for separate consideration).

Consent Agenda

- Minutes of the February 16, 2012 school board meeting and Closed Session
- Personnel changes for B. Bliss, B. Gruenke, L. Langhoff, W. Tapper, K. Wiegand, C. Mullins, L. Fuschetto, D. Lutgen-Gallaty, D. Bloomquist, K. Carlson, B. Feil, M. Grzesiak, M. McHugh, S. Rix, T. Ruhsam, S. Smith, P. Sommerstad, B. Taylor, S. Erbes, R. Stousland, K. Castle, J. Wilebski
- Donation of \$13,400 from the Hidden Valley PTO to Hidden Valley Elementary in support of school programs and activities; \$250 from Paula Nania to the Metcalf Junior High Music Department; children's books valued at \$103 from Judy Corrigan to Sioux Trail Elementary
- Approve the joint powers agreement with the City of Savage for the BOLDR Wall located on the Marion W. Savage Elementary School playground

Minutes

HR Report

Donations

BOLDR Wall

Chair Hill made special mention of the generous donations. Motion carried unanimously (6,0).

Moved by Director Currier, seconded by Director Luth, to approve an extended field trip for the BHS High School Band to Costa Rica from March 10-16, 2012.

Band Field Trip

Moved by Director Schmid, seconded by Director Teiken, to amend the above recommendation by adding "that Policy [IICA] requirements to 1) receive Board formal approval at least six months before the trip, 2) contractual arrangements not be made prior to board approval, and 3) fundraising activities not to commence prior to approval, be waived. Motion on the amendment carried unanimously (6,0).
Motion as amended carried unanimously (6,0).

Moved by Director Schmid, seconded by Director Sweep, to approve the ISD 191 Mission/Core Values/Vision statements. Motion carried unanimously (6,0).

Mission/Core Values/Vision Statements

Moved by Director Sweep, seconded by Director Teiken, to approve the indexing of district policies to align with the system used by the Minnesota School Boards Association. Motion carried unanimously (6,0).

Policy Indexing

Moved by Director Luth, seconded by Director Schmid, to approve the purchase of the "Parent Engagement Education Program" and the "Early Childhood Development Program" published by PIQE (Parent Institute for Quality Education). Following discussion, it was moved by Director Luth, seconded by Director Schmid, to withdraw the motion. Motion carried unanimously (6,0).

PIQE

Student Advisor Green gave a brief report on BHS sports and activities. She also spoke to the condition of the Senior Campus parking lot and reckless driving in the high school campus lots. She would like to see increased supervision in the parking lots to encourage safe driving. Dr. Clegg inquired about the possibility of helping to fund the improvements with increased parking fees.

Student Report

District teachers are presenting the 24th annual Class Acts comedy show, "Lights, Cameras, Class Acts" March 1 through March 3. It is being held at the Mraz Center at Burnsville High School. Over the years, more than \$200,000 has been raised and given out in student scholarships as a result of this program.

Superintendent Report

Nominations for the John Coskran Volunteer Award are open until March 23. The award is for volunteers who give of their time and talents to enhance students' educational experience.

Two schools have received grants to support student wellness programs. William Byrne and Rahn Elementary were each awarded a \$4,000 grant to support physical activities and nutrition initiatives through a national program called "Fuel Up to Play 60."

He also provided an overview of the *Ready! For Kindergarten* program, an activity that reflects a "play with purpose" theme. The program consists of three 90-minute sessions. Additional information is available on the Community Education website.

Congratulations went to Jennifer Stiles, Nicollet social studies teacher, who was selected as Teacher of the Week by KS95. Ms. Stiles was nominated for this recognition by one of her students. Thank-you also went to all the teachers and volunteers at the many elementary schools who helped make the science fairs such a huge success.

Director Schmid reported that Maggie Green and Laura Landgraf competed at the BHS science fair and will present their research project at the "Nationals," the Intel International Science and Engineering Fair in Pittsburgh this spring.

Director Sweep, along with other directors, had an opportunity to see science fair entries downtown at the Field House. She also commented on all the hard work that goes into these fairs and offered her congratulations students and thanks to teachers.

Moved by Director Luth, seconded by Director Schmid, to adjourn to a Board Workshop at 8:20 p.m.

Board Member
Reports

Adjourn

Jim Schmid, Clerk

Special School Board Meeting Minutes
INDEPENDENT SCHOOL DISTRICT 191
March 13, 2012

The meeting of the Board of Education was called to order by Chair Hill at 7:30 a.m. at the Administrative Services Center.

Call to Order

Members present: Directors Currier, Luth, Sweep, Teiken, VandenBoom and Chair Hill

Attendance

Members absent: Director Schmid

Chair Hill welcomed the audience and the Pledge of Allegiance was recited.

Pledge of Allegiance

Moved by Director Teiken, seconded by Director Currier, to approve the agenda. Motion carried unanimously (6,0).

Moved by Director Luth, seconded by Director Teiken, to approve the proposed revisions and re-adopt the unchanged language in the 2011-2013 collective bargaining agreement with the Burnsville Education Association and Independent School District 191. Motion carried unanimously (6,0).

BEA Contract

Moved by Director Luth, seconded by Director Teiken, to adjourn at 7:36 a.m.

Adjourn

Daniel W. Luth, Acting Clerk

**Burnsville-Eagan-Savage Public Schools
Independent School District 191
Human Resources**

TO: Members, Board of Education
Randall Clegg, Superintendent

FROM: Stacey Sovine, Human Resources Administrator

DATE: March 22, 2012

RE: Recommended Personnel Changes

**Certified
Appointment**

Julie Isakson *Replacement-Long term substitute, 1.0 FTE,
Kindergarten, Byrne, effective 3/19/12 - 5/25/12

Resignation

Judith Basso *Teacher (currently on leave), effective 4/30/12

Erika Hotchkiss -Teacher (currently on leave), effective 6/8/12

Patrick Savage -Teacher, GP, effective 3/12/12

Retirement

Joanne Broady *Work experience coordinator, BEST, after 9 years in
the District, effective 6/8/12

Kathryn Lindner -School Nurse, Cedar/BEST , after 24 years in the
District, effective 6/8/12

**Classified
Appointment**

Karra Hartog -Replacement-Cook Manager, 7.25 hrs/day, GP,
effective 3/1/12

Accolon Hollingsworth -New-Campus Supervisor, 4 hrs/day, BHS, effective
3/19/12

Margaret Ruckert -Replacement-2nd Cook, 3.75 hrs/day, BHS, effective
3/19/12

Change in Assignment

Steven Demmer -Assignment location changes to BALC/BAHS, Day
Custodian, 8 hrs/day, effective 3/12/12

Ann Sandberg -Assignment increases to 6 hrs/day, 2nd Cook, ST,
effective 3/5/12

*added to original report
Burnsville-Eagan-Savage #191
Board Meeting – 03/22/2012

Resignation

Kimberly Harris

-Secretary/Clerk, BHS, effective 3/22/12

Community Education

Retirement

Jane Mayne

-Program Supervisor, DEC, after 21 years in the District,
effective 4/5/12

Memo

To: Dr. Randall Clegg

II.B.3

From: Rob Nelson

Date: March 2, 2012

Re: PTO Donation

Please accept the attached donations totaling \$20,571.87 from the Harriet Bishop Elementary PTO. Their strong support is vital to our school and very much appreciated!

A group of parents and educators from the school have worked together to make decisions as to how the money will be spent. This includes technology purchases, classroom library and supply purchases, playground enhancements, and the replenishing of our Phy.Ed. supplies and materials.

Please code the attached check as follows:

01-491-050-000-096-000	\$7691.04
01-491-203-000-096-007	\$6700.00
01-491-240-000-096-000	\$5000.00
01-491-620-000-096-000	\$1180.83

Separate Check Amounts

\$614.52
\$8878.58
\$9897.94
\$1180.83
\$20,571.87

TO: Board of Education II.B.3
Dr. Randall Clegg, Superintendent

FROM: Taber Akin, Principal – Sioux Trail School

DATE: March 6, 2012

RE: Donation

Members of the Sioux Trail community work tirelessly for the success of all our students. Evidence of this can be seen in the extensive generosity of monetary gifts.

I request that the following community support donation be accepted by our district for Sioux Trail Elementary School Safety Patrols to cover the cost of tickets for their annual field trip to Valleyfair:

Sioux Trail PTO \$996.00

Contact Information:

Sioux Trail PTO
2801 River Hills Drive
Burnsville, MN 55337

TO: Board of Education **II.B.3**
Dr. Randall Clegg, Superintendent

FROM: Taber Akin, Principal – Sioux Trail School

DATE: February 8, 2012

RE: Donation

Sioux Trail received the following donation from the Burnsville Rotary Foundation. See the attached donation letter. The donation is for each of our fifth grade students to receive a Thesaurus and classrooms to receive a Thesaurus and Spanish/English Dictionaries.

I request that the following donation be accepted by our district for Sioux Trail Elementary School:

Burnsville Rotary Foundation	\$ 275.00
60 Thesaurus and	
8 Spanish/English Dictionaries	

To: Dr. Randy Clegg
From: Rob Nelson
CC: Rose Herrmann (Code – 01-491-260-000-096-000)
Date: March 9, 2012
Memo: Wells Fargo Community Support Campaign

II.B.3

I am pleased to inform you that Harriet Bishop Elementary School has received a Wells Fargo Community Support charitable donation in the amount of \$75.00. I would like to recognize and thank Kevin Ly, a parent, who recognized Harriet Bishop for this contribution.

I recommend that the School Board accept this gift from Kevin Ly in the amount of \$75.00.

Kevin Ly
5949 Waterford Court
Shakopee, MN 55379

RN/jh

TO: Board of Education II.B.3
Dr. Randall Clegg, Superintendent

FROM: Taber Akin, Principal – Sioux Trail School

DATE: March 13, 2012

RE: Special Donation

Members of the Sioux Trail community work tirelessly for the success of all our students. Evidence of this can be seen in the extensive volunteerism and generosity of monetary gifts.

I request that the following corporate community support donation be accepted by our district for Sioux Trail Elementary School:

Wells Fargo Foundation	Gift through the Wells Fargo Foundation matching gift program (William Haugen - children attend Sioux Trail)	\$471.17
---------------------------	---	----------

This check represents the quarterly Wells Fargo matching contribution of employee payroll donations made through the annual Giving Campaign. The employee funds are transmitted on a separate check.

Contact Information:

William Haugen
11121 Carver Court
Burnsville, MN 55337

TO: Board of Education
Dr. Randall Clegg, Superintendent

II.B.3

FROM: Taber Akin, Principal – Sioux Trail School

DATE: March 19, 2012

RE: Special Donation

Members of the Sioux Trail community work tirelessly for the success of all our students. Evidence of this can be seen in the extensive volunteerism and generosity of monetary gifts.

I request that the following corporate community support donations be accepted by our district for Sioux Trail Elementary School:

Wells Fargo Foundation	Matching Contribution of Employee gift through the Wells Fargo Foundation employee payroll annual giving campaign. William Haugen (children attend Sioux Trail)	\$403.86
		<hr/> \$403.86

Contact Information:

William Haugen
11121 Carver Court
Burnsville, MN 55337

To: Randy Clegg, Superintendent of Schools

II.B.3

From: Jon Bonneville, Principal

Date: March 19, 2012

RE: Match Donation from Wells Fargo

It is my recommendation that the School Board of Independent School District #191 accept this donation in the amount of \$207.69 as Wells Fargo Community Support Campaign match donation fund.

We will be using these funds to support the playground/building beautification program.

Wells Fargo Foundation
Educational Matching Gift Program
P.O. Box 2157
Princeton, NJ 08543-1257



II.B.3

TO: Dr. Randy Clegg
FROM: Dave Helke
DATE: March 20, 2012
RE: Donation

Please accept the donation of a 1996 Saturn SL1 Vin# 1G8ZG5281TZ151040
to the BHS Tech. Ed. department from:

David & Karen Stang
2833 Westcliff Dr.
Burnsville, Mn. 55377

This vehicle will either be disassembled in the consumer auto class to give the students the opportunity to work with the tools of the trade, and to demonstrate and explain the subsystems of the automobile or used in the Auto Body class to give students the opportunity to remove, replace, and repair panels to provide real industry experience.



II.B.3

TO: Dr. Randy Clegg
FROM: Dave Helke
DATE: March 20, 2012
RE: Donation

Please accept the donation of a 1998 Saturn SL2 Vin# 1G8ZK5272WZ175521 to the BHS Tech. Ed. department from:

Tanner Bohnsacof
20139 Sand Creek Dr.
Jordan Mn. 55352

This vehicle will either be disassembled in the consumer auto class to give the students the opportunity to work with the tools of the trade, and to demonstrate and explain the subsystems of the automobile or used in the Auto Body class to give students the opportunity to remove, replace, and repair panels to provide real industry experience.



II.B.3

TO: Dr. Randy Clegg
FROM: Dave Helke
DATE: March 20, 2012
RE: Donation

Please accept the donation of a 1998 2000 Olds Silhouette van Vin #
1GHDX03E2YD211364 to the BHS Tech. Ed. department from:

Daniel and Mary Memmon
4280 N. River Run
Savage Mn. 55378

This vehicle will either be disassembled in the consumer auto class to give the students the opportunity to work with the tools of the trade, and to demonstrate and explain the subsystems of the automobile or used in the Auto Body class to give students the opportunity to remove, replace, and repair panels to provide real industry experience.

Memorandum

To: Dr. Randall Clegg
CC: Rose Hermann
From: Kay Fecke
Date: 3/21/2012
Re: Donation

II.B.3

I recommend that the Board of Education accept the donation of school supplies and Target Gift Card from the Gopher 440 American Legion Auxiliary's "Give 10 to Education" Program (c/o Julie Martin, 3552 – 25th Avenue South, Minneapolis, MN 55406) valued at \$125.00.

The donation will be used for the students of Sky Oaks. We are grateful for their generous support of education and Sky Oaks School.

Memorandum

To: Dr. Randall Clegg
CC: Rose Hermann
From: Kay Fecke
Date: 3/21/2012
Re: Donation

II.B.3

I recommend that the Board of Education accept the donation of dictionaries for our 3rd grade students, and one backpack full of school supplies from the Burnsville Lions Club (c/o Mr. Dick Bonin, 996 Stratford Lane West, Burnsville, MN 55337) valued at \$400.00.

The donation will be used for the students of Sky Oaks. We are grateful for their generous support of education and Sky Oaks School.

Memorandum

To: Dr. Randall Clegg
CC: Rose Hermann
From: Kay Fecke
Date: 3/21/2012
Re: Donation

II.B.3

I recommend that the Board of Education accept the donation of 5th grade Thesauruses from the Burnsville Rotary (c/o Ms. Heather Voorhees, 14785 Endicott Way, Apple Valley, MN 55124) valued at \$300.00.

The donation will be used for the students of Sky Oaks. We are grateful for their generous support of education and Sky Oaks School.



**Agenda II B-4
March 22, 2012**

TO: Dr. Randall Clegg, Superintendent
FROM: Lisa K. Rider, Executive Director of Business Services
DATE: March 22, 2012
RE: February Payroll, Claims and Receipts

RECOMMENDATION: That the Board approve February payroll checks numbered 716355-716420, and Direct Deposit notices numbered 458031-460817, in the net amount of \$3,716,436.30. February and March claims to date represented by checks numbered 414353-415078, 1004585-1004820, 100609-100621 and wire transfers and adjustments totaling \$6,291,668.40. Also, that the Board accepts February receipts of \$9,017,236.86 and investments for Alt. Facilities and OPEB of \$14,670,511 as of February 29, 2012.

February payroll, wire transfers, claims and receipts have been prepared under the direction of Scott Brown, Director of Accounting Services, and is presented for approval by the School Board. I would be glad to answer any questions.

LKR/mp

**INDEPENDENT SCHOOL DISTRICT 191
FINANCIAL REPORT
February 29, 2012**

Cash Receipts

Receipts 76805-77194	\$9,017,236.86
Miscellaneous Adjustments	<u>\$0.00</u>

TOTAL FEBRUARY CASH RECEIVED 9,017,236.86

CASH DISBURSEMENTS

February	\$3,716,436.30
Regular Payroll Checks	716355-716420
Direct Deposit Notices	458031-460817

January Payables Previously Approved	\$1,213,911.57
February Claims Previously Approved:	\$142,950.55
February Claims:	

414353-414733	
414834-414913	
1004585-1004777	
100609-100618	\$1,551,760.00

February Wire Transfers	\$3,561,701.10
Miscellaneous Adjustments	<u>\$74,453.02</u>

TOTAL FEBRUARY CASH DISBURSED 10,261,212.54

TOTAL EXPENSES TO BE APPROVED

February Cash Disbursed	\$10,261,212.54
Less: Items Previously Approved	-\$1,356,862.12

Plus: February Payables	
Checks	414734-414833
	415015-415078
	\$447,140.42

March Claims:	
Checks	414914-415014
	1004778-1004820
	\$656,613.86

TOTAL TO BE APPROVED 10,008,104.70

OPEB	\$14,670,511.00
ALT FACILITIES	\$7,133,308.00
	<u><u>\$21,803,819.00</u></u>

**INDEPENDENT SCHOOL DISTRICT 191
ALT FACILITY OUTSTANDING INVESTMENTS
29-Feb-12**

Purchase Date	Depository	Investment Type	CD Yield	Maturity Date	Purchase Amount
4/12/2011	MN Trust	CD	0.250	3/2/2012	\$ 143,393
4/12/2011	MN Trust	CD	0.292	4/6/2012	143,487
4/12/2011	MN Trust	CD	0.319	5/4/2012	249,946
4/12/2011	MN Trust	CD	0.457	6/1/2012	249,908
4/12/2011	MN Trust	CD	0.400	6/1/2012	249,934
6/14/2011	MN Trust	CD	0.396	6/13/2012	249,986
6/15/2011	MN Trust	CD	0.844	6/14/2012	249,987
6/16/2011	MN Trust	CDR	0.150	6/14/2012	241,962
6/16/2011	MN Trust	CDR	0.150	6/14/2012	241,962
6/16/2011	MN Trust	CDR	0.150	6/14/2012	218,343
6/16/2011	MN Trust	CDR	0.150	6/14/2012	50,955
6/20/2011	MN Trust	CD	0.401	6/20/2012	248,000
4/12/2011	MN Trust	CD	0.299	7/6/2012	249,921
4/12/2011	MN Trust	CD	0.293	7/6/2012	82,396
4/12/2011	MN Trust	CD	0.293	7/6/2012	83,300
4/12/2011	MN Trust	CD	0.293	7/6/2012	84,303
12/23/2011	MN Trust	CD	0.200	7/20/2012	249,987
12/23/2011	MN Trust	CD	0.100	7/20/2012	249,944
12/23/2011	MN Trust	CD	0.080	7/20/2012	249,915
4/12/2011	MN Trust	CD	0.457	8/3/2012	249,969
4/12/2011	MN Trust	CD	0.300	8/3/2012	249,979
5/25/2011	MN Trust	CD	0.557	8/17/2012	248,878
4/12/2011	MN Trust	CD	0.400	9/7/2012	249,900
4/12/2011	MN Trust	CD	0.409	9/7/2012	249,931
4/13/2011	MN Trust	CD	0.599	10/4/2012	249,995
4/12/2011	MN Trust	CD	0.406	10/5/2012	249,996
4/20/2011	MN Trust	SEC	0.767	10/22/2012	248,000
4/12/2011	MN Trust	CD	0.599	12/7/2012	249,956
4/12/2011	MN Trust	CD	0.648	1/4/2013	249,980
1/6/2012	MN Trust	CD	0.460	1/7/2013	249,950
5/25/2011	MN Trust	CD	0.000	3/8/2013	249,989
5/25/2011	MN Trust	CD	0.000	3/8/2013	100,790
5/25/2011	MN Trust	CD	0.000	3/8/2013	248,365
Ending Balance					<u>\$ 7,133,308</u>

INDEPENDENT SCHOOL DISTRICT 191
OPEB OUTSTANDING INVESTMENTS
29-Feb-12

Purchase Date	Depository	Investment Type	CD Yield	Maturity Date	Purchase Amount
8/13/2009	MN Trust	SEC	2.450	4/1/2012	\$ 125,474
9/4/2009	MN Trust	CD	2.101	6/4/2012	235,600
9/10/2009	MN Trust	CD	2.100	6/8/2012	235,300
9/8/2009	MN Trust	SEC	2.100	6/8/2012	245,000
9/18/2009	MN Trust	CD	1.991	6/15/2012	237,000
12/16/2009	MN Trust	SEC	2.000	6/18/2012	245,000
12/22/2009	MN Trust	SEC	1.900	6/22/2012	245,000
9/9/2009	MN Trust	CD	2.120	6/25/2012	236,000
12/30/2009	MN Trust	SEC	1.700	6/29/2012	245,000
11/2/2009	MN Trust	CD	3.000	6/29/2012	245,000
12/31/2009	MN Trust	SEC	1.800	7/2/2012	245,000
7/27/2010	MN Trust	SEC	1.164	7/26/2012	249,871
8/2/2010	MN Trust	SEC	1.091	8/2/2012	249,844
8/20/2010	MN Trust	SEC	1.141	8/20/2012	249,884
12/23/2011	MN Trust	CD	0.428	12/24/2012	99,928
12/23/2011	MN Trust	CD	0.250	12/24/2012	249,927
8/3/2009	MN Trust	SEC	3.000	2/1/2013	101,194
10/19/2009	MN Trust	SEC	2.100	2/1/2013	800,000
2/15/2011	MN Trust	CD	0.962	2/1/2013	249,906
2/15/2011	MN Trust	CD	0.995	2/1/2013	149,930
9/2/2009	MN Trust	CD	2.550	6/3/2013	227,500
9/4/2009	MN Trust	CD	2.558	6/5/2013	455,100
1/4/2012	MN Trust	CD	0.298	6/27/2013	249,976
1/4/2012	MN Trust	CD	0.255	6/27/2013	249,938
8/23/2010	MN Trust	CD	1.300	8/23/2013	240,000
10/1/2009	MN Trust	SEC	2.650	12/30/2013	245,000
1/4/2012	MN Trust	CD	0.342	1/6/2014	249,903
1/4/2012	MN Trust	CD	0.299	1/6/2014	249,993
10/13/2009	MN Trust	SEC	2.880	2/1/2014	385,000
10/15/2009	MN Trust	SEC	2.880	2/1/2014	935,000
6/8/2010	MN Trust	SEC	2.400	2/1/2014	345,000
12/20/2010	MN Trust	SEC	1.900	2/1/2014	250,000
9/1/2009	MN Trust	SEC	2.980	3/1/2014	723,607
11/16/2011	MN Trust	SEC	1.500	11/17/2014	248,000
11/16/2011	MN Trust	SEC	1.355	11/17/2014	248,000
11/17/2011	MN Trust	SEC	1.506	11/17/2014	248,000
11/16/2011	MN Trust	SEC	1.506	11/17/2014	248,000
11/16/2011	MN Trust	SEC	1.506	11/17/2014	248,000
12/23/2011	MN Trust	CD	0.949	12/22/2014	249,814
12/23/2011	MN Trust	CD	0.791	12/22/2014	249,896
1/4/2012	MN Trust	CD	0.649	1/5/2015	249,882
1/4/2012	MN Trust	CD	0.549	1/5/2015	249,954
1/4/2012	MN Trust	CD	0.502	1/5/2015	249,913
1/4/2012	MN Trust	CD	0.449	1/5/2015	249,930
7/15/2009	MN Trust	SEC	5.000	2/1/2015	328,433
11/12/2009	MN Trust	SEC	3.800	2/1/2015	1,024,310
6/8/2010	MN Trust	SEC	2.750	2/1/2015	210,000
6/29/2009	MN Trust	SEC	3.350	6/1/2015	472,505
12/20/2010	MN Trust	SEC	3.350	2/1/2017	150,000
GRAND TOTAL:					\$ 14,670,511

February 2012

Wire Transfers

020112	State of Minnesota	MSDLAF	18,708.10	State Wire Payment
020112	MSDLAF	Internal Revenue Service	600,172.55	January 31, 2012 Federal Payroll Taxes
020112	MSDLAF	State of Minnesota	2,994.50	January 31, 2012 Payroll - Child Support
020212	State of Minnesota	MSDLAF	12,912.17	State Wire Payment
020212	MSDLAF	State of Minnesota	108,870.16	January 31, 2012 State Payroll Taxes
020212	MSDLAF	State of Minnesota	1,404.00	January 31, 2012 Payroll - Levies
020212	MSDLAF	Medica	983,045.98	Health Insurance
020612	MSDLAF	Delta Dental	32,745.66	Dental Insurance
020812	MSDLAF	Delta Dental	12,302.16	Dental Insurance
020912	State of Minnesota	MSDLAF	3,619.70	State Wire Payment
020912	MSDLAF	Internal Revenue Service	664.81	January 31, 2012 Payroll - 3rd Party Sick
021012	MSDLAF	TRA	240,167.97	January 31, 2012 Payroll - TRA
021012	MSDLAF	PERA	86,886.83	January 31, 2012 Payroll - PERA
021312	State of Minnesota	MSDLAF	146.30	State Wire Payment
021412	MSDLAF	Wells Fargo	450.00	Alt Facility Bond Fee
021512	MDE	MSDLAF	3,032,213.39	February 15, 2012 State Aid Payment
021512	State of Minnesota	MSDLAF	5,043.61	State Wire Payment - IEP
021512	MSDLAF	Delta Dental	19,933.14	Dental Insurance
021512	MSDLAF	State of Minnesota	346.00	Sales Tax
021612	State of Minnesota	MSDLAF	156,364.81	State Wire Payment
021612	MSDLAF	Internal Revenue Service	590,952.10	February 15, 2012 Federal Payroll Taxes
021612	MSDLAF	State of Minnesota	104,661.36	February 15, 2012 State Payroll Taxes
021612	MSDLAF	People's Bank	139,773.41	February 15, 2012 Payroll - TSA
021612	MSDLAF	Teacher Federated Credit Union	32,906.02	February 15, 2012 Payroll - Dues
021612	MSDLAF	State of Minnesota	3,161.90	February 15, 2012 Payroll - Child Support
021612	MSDLAF	State of Minnesota	1,046.68	February 15, 2012 Payroll - Levies
021712	State of Minnesota	MSDLAF	12,156.28	State Wire Payment
022112	State of Minnesota	MSDLAF	569.00	State Wire Payment
022312	State of Minnesota	MSDLAF	377,219.43	State Wire Payment
022312	MSDLAF	Delta Dental	16,749.25	Dental Insurance
022712	MSDLAF	TRA	239,574.83	February 15, 2012 Payroll - TRA
022712	MSDLAF	PERA	88,337.39	February 15, 2012 Payroll - PERA
022912	MDE	MSDLAF	4,441,753.44	February 29, 2012 State Aid Payment
022912	State of Minnesota	MSDLAF	16,276.22	State Wire Payment
022912	MSDLAF	State of Minnesota	161,625.37	Unemployment Insurance
022912	MSDLAF	Delta Dental	21,159.68	Dental Insurance

Check Register Report

Bank Number	Check Number	Check Status	Check Amount	Check Date	Vendor Number	Vendor Address Number	Vendor Name
3	100609		\$26,768.50	02/17/12	26500	0	ARMSTRONG TORSETH SKOLD & RYDEEN INC.
3	100610		\$3,629.00	02/17/12	01720	0	CRAWFORD DOOR SALES OF THE TWIN CITIES
3	100611		\$215.00	02/17/12	27937	0	DESIGNER SIGN SYSTEMS
3	100612		\$678.00	02/17/12	26109	0	FIELD ENVIRONMENTAL CONSULTING, INC.
3	100613		\$415.15	02/17/12	27750	0	GRAPHIC SPECIALTIES, INC.
3	100614		\$3,564.00	02/17/12	27063	0	MIDWEST BLINDS
3	100615		\$1,600.00	02/17/12	02822	0	MIDWEST FENCE & MFG.
3	100616		\$1,020.11	02/17/12	20320	0	NORTHERN AIR CORPORATION
3	100617		\$2,440.00	02/17/12	04349	0	WHEELER HARDWARE CO.
3	100618		\$3,895.15	02/17/12	04377	1	WIGEN COMPANIES, INC.
3	100619		\$189.00	03/01/12	09272	2	ECM PUBLISHERS, INC.
3	100620		\$5,361.40	03/01/12	20320	0	NORTHERN AIR CORPORATION
3	100621		\$8,954.09	03/01/12	24601	0	TOTAL MECHANICAL SERVICES, INC.
Check Count	13	Grand Total	\$58,729.40				

Check Register Report

Bank Number	Check Number	Check Status	Check Amount	Check Date	Vendor Number	Vendor Address Number	Vendor Name
4	414353	Clear	\$270.00	02/07/12	26374	0	ARTISAN CREATIVE
4	414354		\$10.00	02/07/12	00016	2291	BOROWIAK, JEFFREY
4	414355	Clear	\$135.00	02/07/12	06939	0	BUREAU OF CRIMINAL APPREHENSION
4	414356	Clear	\$200.00	02/07/12	08957	1	BURNSVILLE ROTARY BREAKFAST
4	414357	Clear	\$287.50	02/07/12	26409	0	BUTLER, VINCENT
4	414358	Clear	\$5,176.81	02/07/12	02519	0	CENTERPOINT ENERGY
4	414359	Clear	\$144.00	02/07/12	27484	0	CLARK, KATHLEEN
4	414360	Clear	\$60.00	02/07/12	25919	0	CORDOVA-MORALES, LETICIA
4	414361	Clear	\$4,797.56	02/07/12	00641	0	DICK'S/LAKEVILLE SANITATION, INC.
4	414362	Unissued	\$0.00	02/07/12	00641	0	DICK'S/LAKEVILLE SANITATION, INC.
4	414363	Clear	\$600.00	02/07/12	26262	0	EDUCATORS BENEFIT CONSULTANTS, LLC
4	414364	Clear	\$958.50	02/07/12	03539	1	H & A ADMINISTRATORS
4	414365	Clear	\$712.08	02/07/12	26918	0	IMB DISTRIBUTION
4	414366		\$160.00	02/07/12	27822	0	INGLES, PEGGY
4	414367	Clear	\$251.52	02/07/12	02483	0	INTEGRA TELECOM
4	414368	Clear	\$524.80	02/07/12	09327	0	INTERMEDIATE SCHOOL DISTRICT 917
4	414369	Clear	\$126.00	02/07/12	20523	0	JONES, SCOTT
4	414370	Clear	\$17,060.00	02/07/12	02102	0	KRAUS-ANDERSON INS. AGENCY, INC.
4	414371	Clear	\$33.00	02/07/12	26902	0	LEHNER, ANDREW
4	414372	Clear	\$51.00	02/07/12	26151	0	LIGHTSPEED TECHNOLOGIES, INC.
4	414373	Clear	\$3,042.00	02/07/12	22948	0	METRO DINING CLUB
4	414374	Clear	\$265.00	02/07/12	02491	0	MIDWEST BAND INSTRUMENT SERV.
4	414375	Clear	\$11,432.40	02/07/12	03029	1	MINNESOTA ENERGY RESOURCES CORPORATION
4	414376	Clear	\$346.00	02/07/12	27547	1	MINNESOTA OFFICE TECHNOLOGY GROUP
4	414377	Clear	\$10,345.22	02/07/12	07448	0	MINNESOTA VALLEY ELECTRIC COOPERATIVE
4	414378	Clear	\$200.00	02/07/12	07914	0	MN DEPT OF LABOR AND INDUSTRY
4	414379	Clear	\$5,522.44	02/07/12	22639	1	NEXTEL
4	414380	Clear	\$60.00	02/07/12	25874	0	NUR, ABDIRIZAK
4	414381	Clear	\$524.92	02/07/12	03219	1	PEPSI-COLA COMPANY
4	414382	Clear	\$1,314.00	02/07/12	07711	0	ROLANDO, NORMAN
4	414383	Clear	\$142.00	02/07/12	25562	0	SACHS, ALICE
4	414384	Clear	\$930.00	02/07/12	27421	0	SANBORN EDUCATION ASSOCIATES, INC.
4	414385	Clear	\$4,702.48	02/07/12	09588	0	SAVAGE, CITY OF
4	414386	Clear	\$7,790.83	02/07/12	23848	0	SFM
4	414387	Clear	\$2,140.32	02/07/12	22020	0	SPHERION CORPORATION
4	414388	Clear	\$100.00	02/07/12	21898	0	STINGER, ELLEN
4	414389	Clear	\$60.00	02/07/12	26874	0	SWAGGER, CHE
4	414390	Clear	\$18,731.00	02/07/12	21008	0	TLC SPECIAL TRANSPORTATION
4	414391	Unissued	\$0.00	02/07/12	21008	0	TLC SPECIAL TRANSPORTATION

Check Register Report

Bank Number	Check Number	Check Status	Check Amount	Check Date	Vendor Number	Vendor Address Number	Vendor Name
4	414392	Unissued	\$0.00	02/07/12	21008	0	TLC SPECIAL TRANSPORTATION
4	414393	Unissued	\$0.00	02/07/12	21008	0	TLC SPECIAL TRANSPORTATION
4	414394	Unissued	\$0.00	02/07/12	21008	0	TLC SPECIAL TRANSPORTATION
4	414395	Unissued	\$0.00	02/07/12	21008	0	TLC SPECIAL TRANSPORTATION
4	414396	Unissued	\$0.00	02/07/12	21008	0	TLC SPECIAL TRANSPORTATION
4	414397	Clear	\$1,595.00	02/07/12	08595	0	UNIVERSITY OF MINNESOTA-TUITION
4	414398	Clear	\$106.00	02/07/12	24743	0	WALBRAN, SHARON
4	414399	Clear	\$10.19	02/07/12	02776	0	XCEL ENERGY
4	414400	Clear	\$284.83	02/07/12	04451	1	XEROX CORPORATION
4	414401	Clear	\$1,684.40	02/07/12	04451	7	XEROX CORPORATION
4	414402	Clear	\$897.55	02/07/12	04451	9	XEROX CORPORATION
4	414403	Clear	\$103.15	02/07/12	04451	10	XEROX CORPORATION
4	414404	Clear	\$17,285.00	02/09/12	05296	0	360 COMMUNITIES
4	414405	Clear	\$226.00	02/09/12	25993	0	ABBOTT, TONY
4	414406	Clear	\$630.00	02/09/12	26089	0	ADAGIO DJAY ENTERTAINMENT
4	414407	Clear	\$72.00	02/09/12	23625	0	ADAMS, RON
4	414408	Clear	\$380.00	02/09/12	26310	0	ADEM, ABDULRAHMAN A.
4	414409		\$120.00	02/09/12	27525	0	AHMED, SOFIA
4	414410	Clear	\$69.50	02/09/12	06215	0	AIRPORT TAXI, INC.
4	414411	Clear	\$78.00	02/09/12	27479	0	ALBERTSON, DOUG
4	414412	Clear	\$360.00	02/09/12	27958	0	AMERICAN INSTITUTES FOR RESEARCH
4	414413	Clear	\$184.00	02/09/12	22218	0	ANDERSON, JESSE
4	414414	Clear	\$8,706.68	02/09/12	26500	0	ARMSTRONG TORSETH SKOLD & RYDEEN INC.
4	414415	Clear	\$3,575.00	02/09/12	27176	0	ATS PROJECT SUCCESS
4	414416	Clear	\$72.00	02/09/12	26810	0	BAEHR, ANDREW
4	414417	Clear	\$3,320.00	02/09/12	27679	0	BENEFITFOCUS.COM, INC.
4	414418	Clear	\$131.00	02/09/12	26618	0	BLACK, JIM
4	414419	Clear	\$3,386.30	02/09/12	26720	0	BLUE BELL ENTERPRISES, INC.
4	414420	Clear	\$350.00	02/09/12	27894	0	BURNSVILLE NORDIC SKI TEAM BOOSTERS
4	414421	Clear	\$9,052.43	02/09/12	04226	0	BURNSVILLE, CITY OF
4	414422	Unissued	\$0.00	02/09/12	04226	0	BURNSVILLE, CITY OF
4	414423	Clear	\$364.27	02/09/12	24762	0	CEDAR CREST ICE CREAM
4	414424	Clear	\$265.42	02/09/12	02781	5	CENTURYLINK
4	414425		\$26.55	02/09/12	17167	0	CHANCE, TANIA
4	414426	Clear	\$136.00	02/09/12	25513	1	CHURCH OFFSET PRINTING, INC.
4	414427	Clear	\$78.00	02/09/12	27559	0	CLANCY, RYAN
4	414428	Clear	\$2,112.50	02/09/12	27121	0	CLUB Z! IN-HOME TUTORING SERVICES, INC.
4	414429	Clear	\$78.00	02/09/12	26521	0	COLLATT, WARREN
4	414430	Clear	\$1,000.00	02/09/12	27956	0	COMPASS LEARNING INC.
4	414431	Clear	\$72.00	02/09/12	26473	0	CONLEY, BEN

Check Register Report

Bank Number	Check Number	Check Status	Check Amount	Check Date	Vendor Number	Vendor Address Number	Vendor Name
4	414432	Clear	\$56.00	02/09/12	25928	0	DALE, CARL
4	414433	Clear	\$369.45	02/09/12	27788	2	DECA IMAGES
4	414434	Clear	\$34,000.00	02/09/12	25596	0	EDUCATIONAL OPTIONS, INC.
4	414435	Clear	\$218.00	02/09/12	24084	0	EIDER, JAKE
4	414436	Clear	\$196.00	02/09/12	26974	0	GENEREUX, PAUL
4	414437	Clear	\$78.00	02/09/12	27965	0	GILSON, RYAN
4	414438	Clear	\$117.87	02/09/12	01458	1	GOPHER
4	414439	Clear	\$75.00	02/09/12	03350	0	GRANDELIS, DAVE
4	414440	Clear	\$80.19	02/09/12	00575	0	GROTH MUSIC COMPANY
4	414441	Clear	\$150.00	02/09/12	00016	1211	HANSON, KEITH
4	414442	Clear	\$126.00	02/09/12	27516	0	HARRIS, JOHN
4	414443	Clear	\$1,324.83	02/09/12	07139	0	HASTINGS BUS COMPANY
4	414444	Clear	\$72.00	02/09/12	24088	0	HEALY, MIKE
4	414445	Clear	\$11.75	02/09/12	04561	1	HERFF JONES, INC.
4	414446	Clear	\$169.50	02/09/12	27935	0	HODGES, LAMAR
4	414447	Clear	\$2,989.23	02/09/12	02483	0	INTEGRA TELECOM
4	414448	Clear	\$8,314.80	02/09/12	09327	0	INTERMEDIATE SCHOOL DISTRICT 917
4	414449	Clear	\$329.50	02/09/12	01994	0	J&R SCHOOL SUPPLIES, INC.
4	414450		\$78.00	02/09/12	27514	0	JIPSON, NATHAN A.
4	414451	Clear	\$275.00	02/09/12	22921	0	JOHNSON, AYRLAHN
4	414452	Clear	\$234.00	02/09/12	24067	0	JOHNSON, DENNIS
4	414453	Clear	\$72.00	02/09/12	25505	0	JONCKOWSKI, JEFF
4	414454		\$72.00	02/09/12	09376	0	KARNAS, JIM
4	414455		\$72.00	02/09/12	26862	0	KARNAS, MATT
4	414456	Clear	\$72.00	02/09/12	08922	0	KARNAS, MIKE
4	414457	Clear	\$39,511.34	02/09/12	27633	0	KELLY SERVICES, INC.
4	414458	Clear	\$72.00	02/09/12	05047	0	KOCKELMAN, DEAN
4	414459	Clear	\$72.00	02/09/12	06517	0	KORBA, ED
4	414460	Clear	\$72.00	02/09/12	06519	0	KORBA, JERRY
4	414461	Clear	\$171.00	02/09/12	03225	0	KORTE, STEVE
4	414462	Clear	\$109.00	02/09/12	09860	0	LAMB, KEN
4	414463	Clear	\$131.00	02/09/12	27919	0	LANGLEY, KRISTINE
4	414464	Clear	\$78.00	02/09/12	25578	0	LARSON, JEFF
4	414465	Clear	\$64.00	02/09/12	27780	0	MADURA, TOM
4	414466	Clear	\$64.00	02/09/12	08647	0	MARSHALL, JAMES
4	414467		\$275.00	02/09/12	24960	0	MCCABE, ED
4	414468	Clear	\$1,605.00	02/09/12	27957	0	MCMULLENS, ANEKA
4	414469	Clear	\$1,141.02	02/09/12	27547	1	MINNESOTA OFFICE TECHNOLOGY GROUP
4	414470	Clear	\$75.00	02/09/12	27491	0	MISSLING, NEIL
4	414471	Clear	\$95.00	02/09/12	09215	0	MN CHILDREN'S MUSEUM
4	414472		\$1,008.00	02/09/12	27788	1	MN DECA- JACKIE SCHILLER

Check Register Report

Bank Number	Check Number	Check Status	Check Amount	Check Date	Vendor Number	Vendor Address Number	Vendor Name
4	414473	Clear	\$53.00	02/09/12	07914	0	MN DEPT OF LABOR AND INDUSTRY
4	414474	Clear	\$150.00	02/09/12	03213	0	MN TAXPAYERS ASSOCIATION
4	414475	Clear	\$72.00	02/09/12	27959	0	MUDIMA, PETER
4	414476		\$70.60	02/09/12	00001	1236	MUSSE, FARTUN
4	414477	Clear	\$50.00	02/09/12	26402	0	NAFEM
4	414478	Clear	\$131.00	02/09/12	07764	0	NERGARD, THOMAS
4	414479	Clear	\$75.00	02/09/12	21434	0	NOLANDER, STEVE
4	414480	Clear	\$60.00	02/09/12	25874	0	NUR, ABDIRIZAK
4	414481	Clear	\$131.00	02/09/12	27960	0	O'BRIAN, TOM
4	414482	Clear	\$1,190.81	02/09/12	21620	0	OAK RIDGE CONFERENCE CENTER
4	414483		\$116.00	02/09/12	27912	0	ODOM, JAKE
4	414484	Clear	\$78.00	02/09/12	27961	0	OLSON, ADAM
4	414485	Clear	\$121.25	02/09/12	25300	1	ORANGE TREE EMPLOYMENT SCREENING
4	414486	Clear	\$623.00	02/09/12	04846	0	PARK SQUARE THEATRE
4	414487	Clear	\$144.00	02/09/12	27581	0	PETERS, JEFF
4	414488	Clear	\$78.00	02/09/12	26967	0	PETERSON, DONALD
4	414489		\$15.60	02/09/12	11062	0	PETERSON, LEANN L
4	414490	Clear	\$78.00	02/09/12	00699	0	POLITZ, JORDAN
4	414491	Clear	\$56.85	02/09/12	07810	1	PREMIUM WATERS, INC.
4	414492	Clear	\$1,141.60	02/09/12	08521	0	RATWIK, ROSZAK & MALONEY, P.A.
4	414493		\$159.50	02/09/12	27301	0	RIGGS, BRITTA
4	414494	Clear	\$196.00	02/09/12	25927	0	ROSSINI, CHRIS
4	414495	Clear	\$120.00	02/09/12	26289	0	SALGADO-LANDA, NOE
4	414496	Clear	\$174.00	02/09/12	27929	0	SCHARBER, BRAD
4	414497	Clear	\$72.00	02/09/12	27531	0	SCHEFFLER, BENJAMIN
4	414498	Clear	\$1,255.50	02/09/12	09331	0	SCHMITTY & SONS SCHOOL BUSES, INC.
4	414499	Clear	\$150.00	02/09/12	00016	2295	SCHULTZ, KAREN
4	414500	Clear	\$78.00	02/09/12	27962	0	SCHWARTZ, SAM
4	414501	Clear	\$26.23	02/09/12	00016	2294	SHERBURNE, RACHEL
4	414502	Clear	\$131.00	02/09/12	26965	0	SHOEMAKER, RYAN
4	414503	Clear	\$124.00	02/09/12	05140	0	SMREKAR, RON
4	414504	Clear	\$635.00	02/09/12	03413	0	SOUTH METRO SPORTS
4	414505	Clear	\$440.00	02/09/12	02683	0	SPANGLER, JOHN
4	414506	Clear	\$675.00	02/09/12	03549	1	STAFF DEVELOPMENT RESOURCES, INC
4	414507	Clear	\$78.00	02/09/12	27699	0	STEIN, LONNIE
4	414508	Clear	\$64.00	02/09/12	26322	0	STEPHAN, BILL
4	414509	Clear	\$196.00	02/09/12	26441	0	SYMANITZ, DAVID
4	414510	Clear	\$3,123.02	02/09/12	24234	0	TEAMWORKS INTERNATIONAL, INC.
4	414511	Clear	\$131.00	02/09/12	22337	0	THEISEN, CHAD
4	414512	Clear	\$6,688.00	02/09/12	08203	1	TIES
4	414513	Clear	\$72.00	02/09/12	23022	0	TUCKER, JON THOMAS
4	414514	Clear	\$9,737.96	02/09/12	04417	1	US FOODSERVICE

Check Register Report

Bank Number	Check Number	Check Status	Check Amount	Check Date	Vendor Number	Vendor Address Number	Vendor Name
4	414515	Unissued	\$0.00	02/09/12	04417	1	US FOODSERVICE
4	414516	Clear	\$78.00	02/09/12	27963	0	VIZINA, PAUL
4	414517	Clear	\$78.00	02/09/12	27964	0	VRIEZE, TYLER
4	414518	Clear	\$97.00	02/09/12	00016	2292	VUONG, MOONY
4	414519	Clear	\$198.00	02/09/12	06417	0	WALT, DAN
4	414520	Clear	\$3,922.36	02/09/12	20007	0	WASTE MANAGEMENT
4	414521	Clear	\$131.84	02/09/12	20007	0	WASTE MANAGEMENT
4	414522	Clear	\$60.00	02/09/12	25837	0	WILLIAMS, REBECCA
4	414523	Clear	\$78.00	02/09/12	25994	0	WORRELL, NATHAN
4	414524	Clear	\$9,048.69	02/09/12	02776	0	XCEL ENERGY
4	414525	Clear	\$250.00	02/14/12	27968	0	MCCOOL UNLIMITED LLC
4	414526	Clear	\$420.00	02/14/12	27967	0	MN JEWISH THEATRE COMPANY
4	414527	Clear	\$271.00	02/14/12	03164	0	MN MUSIC EDUCATORS ASSOCIATION
4	414528	Clear	\$2,625.00	02/14/12	26985	0	A PLUS TUTORING SERVICE, LTD.
4	414529	Clear	\$296,731.65	02/14/12	27335	0	AMERICAN HEALTH RESOURCES
4	414530	Clear	\$311.00	02/14/12	01100	0	ANCOM COMMUNICATIONS INC.
4	414531	Clear	\$78.00	02/14/12	09840	0	CHURCHILL, LEE
4	414532	Clear	\$480.00	02/14/12	25919	0	CORDOVA-MORALES, LETICIA
4	414533	Clear	\$54,867.71	02/14/12	00809	0	DAKOTA ELECTRIC ASSOCIATION
4	414534	Clear	\$120.00	02/14/12	20524	0	DEWALD, RINA C.
4	414535	Clear	\$87.75	02/14/12	23099	0	DEX MEDIA EAST, INC
4	414536	Clear	\$300.00	02/14/12	26803	0	HASSAN, RAHMA
4	414537	Clear	\$107.92	02/14/12	02483	0	INTEGRA TELECOM
4	414538	Clear	\$60.00	02/14/12	26825	0	ITH, VANHUON
4	414539	Clear	\$8.49	02/14/12	27225	0	K&K EXPRESS, LLC
4	414540	Clear	\$1,773.74	02/14/12	08356	1	KENNEDY & GRAVEN, CHARTERED
4	414541	Clear	\$495.00	02/14/12	03412	0	MERZER, SHEILA M.A.L.P.
4	414542	Clear	\$80.00	02/14/12	02491	0	MIDWEST BAND INSTRUMENT SERV.
4	414543	Clear	\$25.07	02/14/12	27547	1	MINNESOTA OFFICE TECHNOLOGY GROUP
4	414544	Clear	\$45.00	02/14/12	08543	6	MN DEPT OF HEALTH
4	414545	Clear	\$120.00	02/14/12	24243	0	MUNOZ, MARIBEL
4	414546	Clear	\$60.00	02/14/12	24879	0	PEREZ, MELISSA M.
4	414547	Clear	\$580.00	02/14/12	25672	0	SPECIAL DELIVERY OF MINNESOTA, INC
4	414548		\$20,018.43	02/14/12	22640	0	SYLVAN-MN LEARNING CENTER
4	414549	Clear	\$67.85	02/14/12	04172	0	UNITED PARCEL SERVICE
4	414550	Clear	\$317.01	02/14/12	04417	1	US FOODSERVICE
4	414551	Clear	\$993.01	02/14/12	04451	7	XEROX CORPORATION
4	414552	Clear	\$18,460.66	02/14/12	27490	0	XEROX FINANCIAL SERVICES LLC
4	414553	Clear	\$60.00	02/16/12	06763	0	APPLE PLACE BOWL
4	414554	Clear	\$150.00	02/17/12	26043	0	ACADEMY OF HOLY ANGELS
4	414555	Clear	\$710.00	02/17/12	03404	0	AFTON ALPS SKI AREA, INC.

Check Register Report

Bank Number	Check Number	Check Status	Check Amount	Check Date	Vendor Number	Vendor Address Number	Vendor Name
4	414556	Clear	\$92.80	02/17/12	27125	0	ALLEN, DARIEL J.
4	414557	Clear	\$1,008.00	02/17/12	26795	1	ALLIED PROFESSIONALS, INC.
4	414558	Clear	\$195.00	02/17/12	01100	0	ANCOM COMMUNICATIONS INC.
4	414559		\$502.65	02/17/12	04895	0	ASSOCIATION OF CLERICAL EMPLOYEES
4	414560	Clear	\$1,613.62	02/17/12	26720	0	BLUE BELL ENTERPRISES, INC.
4	414561	Clear	\$176.65	02/17/12	22889	0	BOBBY BEAD, INC.
4	414562	Clear	\$131.00	02/17/12	27975	0	BROWN, TERRY
4	414563	Clear	\$2,751.00	02/17/12	09972	0	BUCK HILL, INC.
4	414564	Clear	\$675.00	02/17/12	00673	0	BURNSVILLE, CITY OF
4	414565	Clear	\$800.46	02/17/12	20289	1	CDW GOVERNMENT, INC.
4	414566	Clear	\$12,779.47	02/17/12	02519	0	CENTERPOINT ENERGY
4	414567		\$20.00	02/17/12	27972	0	COLESTOCK, KARRI
4	414568	Clear	\$1,871.42	02/17/12	26984	0	COLLEGE NANNIES & TUTORS, LLC
4	414569	Clear	\$60.00	02/17/12	25919	0	CORDOVA-MORALES, LETICIA
4	414570	Clear	\$160.35	02/17/12	00502	0	CORNERSTONE COPY CENTER
4	414571	Clear	\$230.48	02/17/12	00645	0	CUB FOODS
4	414572		\$64.00	02/17/12	00000	623	CUNNINGHAM, CARY
4	414573	Clear	\$112.00	02/17/12	22013	0	CUSTOM WATER WORKS
4	414574		\$140.00	02/17/12	00906	6	DAKOTA COUNTY AREA LEARNING SCHOOL
4	414575	Clear	\$4,821.75	02/17/12	00809	0	DAKOTA ELECTRIC ASSOCIATION
4	414576	Clear	\$325.00	02/17/12	26702	0	DELTA MANAGEMENT ASSOCIATES, INC.
4	414577	Clear	\$325.00	02/17/12	20524	0	DEWALD, RINA C.
4	414578		\$135.00	02/17/12	27722	0	DOFFING, CHRISTOPHER
4	414579	Clear	\$755.50	02/17/12	27334	0	DS ERICKSON
4	414580	Clear	\$1,200.00	02/17/12	26551	1	EAGLES WINGS CAREER PREP.& WORKFORCE LLC
4	414581	Clear	\$144.00	02/17/12	09272	2	ECM PUBLISHERS, INC.
4	414582	Clear	\$217.00	02/17/12	27974	0	ECMC
4	414583		\$29.00	02/17/12	00000	607	ELSTAD, LINDA
4	414584	Clear	\$27.50	02/17/12	02995	0	FAST SIGNS
4	414585	Clear	\$1,560.00	02/17/12	27973	0	GENERAL SPORTS
4	414586	Clear	\$72.00	02/17/12	03483	0	GLYNN, TOM
4	414587	Clear	\$228.00	02/17/12	27604	0	GREAT LAKES HIGHER EDUCATION CORPORATIO
4	414588	Clear	\$524.57	02/17/12	07390	0	GREATER TWIN CITIES UNITED WAY
4	414589	Clear	\$201.60	02/17/12	00575	0	GROTH MUSIC COMPANY
4	414590	Clear	\$102.00	02/17/12	20324	1	GURSTEL,STALOCH & CHARGO PA
4	414591	Clear	\$72.00	02/17/12	23019	0	HAMMANN, DENNY
4	414592	Clear	\$139.20	02/17/12	21252	0	HARMER, MARY
4	414593	Clear	\$120.00	02/17/12	26803	0	HASSAN, RAHMA
4	414594	Clear	\$1,356.31	02/17/12	07139	0	HASTINGS BUS COMPANY
4	414595		\$8.00	02/17/12	00000	622	HULT, BECKY

Check Register Report

Bank Number	Check Number	Check Status	Check Amount	Check Date	Vendor Number	Vendor Address Number	Vendor Name
4	414596	Clear	\$353.04	02/17/12	26918	0	IMB DISTRIBUTION
4	414597	Clear	\$295.00	02/17/12	03003	2	J.W. PEPPER & SON INC.
4	414598	Clear	\$179.00	02/17/12	24067	0	JOHNSON, DENNIS
4	414599	Clear	\$72.00	02/17/12	27976	0	KABES, APRIL
4	414600	Clear	\$550.00	02/17/12	26011	0	KEGEL, STANLEY
4	414601	Clear	\$32,917.24	02/17/12	27633	0	KELLY SERVICES, INC.
4	414602	Clear	\$494.00	02/17/12	01718	0	LAKES COUNTRY SERVICE COOPERATIVE
4	414603	Clear	\$125.00	02/17/12	27058	0	LEHNEN, TERRY
4	414604		\$126.00	02/17/12	27269	0	LICHTY, ADAM
4	414605	Clear	\$3,035.00	02/17/12	04999	3	LRP CONFERENCES
4	414606	Clear	\$1,200.00	02/17/12	02196	0	MACKIN EDUCATIONAL RESOURCES
4	414607		\$80.00	02/17/12	27070	0	MAHOWALD, LYNETTE
4	414608		\$250.00	02/17/12	04950	3	MAYO CLINIC SOCIAL WORK
4	414609	Clear	\$220.00	02/17/12	03412	0	MERZER, SHEILA M.A.L.P.
4	414610	Clear	\$163.00	02/17/12	23866	0	MESSERLI & KRAMER PA
4	414611	Clear	\$1,384.20	02/17/12	08118	0	METRO ATHLETIC SUPPLY
4	414612	Clear	\$155.00	02/17/12	02491	0	MIDWEST BAND INSTRUMENT SERV.
4	414613	Clear	\$373.00	02/17/12	27547	1	MINNESOTA OFFICE TECHNOLOGY GROUP
4	414614	Clear	\$150.00	02/17/12	03936	0	MINNETONKA SENIOR HIGH
4	414615		\$72.00	02/17/12	27788	1	MN DECA- JACKIE SCHILLER
4	414616	Clear	\$245.00	02/17/12	00476	0	MN SOCIETY OF CERTIFIED PUBLIC ACCOUNTANTS
4	414617	Clear	\$407.50	02/17/12	22324	0	MULTILINGUAL WORD, INC.
4	414618	Clear	\$60.00	02/17/12	24243	0	MUNOZ, MARIBEL
4	414619	Clear	\$280.00	02/17/12	02467	0	NOVAK, JANICE S.
4	414620	Clear	\$241.50	02/17/12	25749	0	OH THOSE GUYS
4	414621	Clear	\$29.00	02/17/12	00000	624	OLSON, CLAUDIA
4	414622		\$420.00	02/17/12	24879	0	PEREZ, MELISSA M.
4	414623		\$220.00	02/17/12	26009	0	PHENICIE, ROBERT
4	414624		\$67.00	02/17/12	00000	625	PIRAM, NANCY
4	414625	Clear	\$26.00	02/17/12	00016	2297	PLACIDO, KARI
4	414626	Clear	\$60.00	02/17/12	22793	0	RABINOWICZ, JACOB (JACK)
4	414627		\$18.00	02/17/12	00000	5192	REYNOLDS-KOTZ, JANET
4	414628	Clear	\$1,160.00	02/17/12	27773	0	SADA SYSTEMS
4	414629	Clear	\$3,150.00	02/17/12	26796	0	SAFEWAY DRIVING SCHOOL
4	414630	Clear	\$205.80	02/17/12	09588	4	SAVAGE, CITY OF
4	414631	Clear	\$1,312.50	02/17/12	20491	0	SAVAGE, DAWN
4	414632	Clear	\$130.50	02/17/12	02397	2	SCHOOL MATE
4	414633	Clear	\$588.00	02/17/12	02490	1	SEA LIFE MINNESOTA, INC.
4	414634	Clear	\$18,771.00	02/17/12	23848	0	SFM
4	414635	Clear	\$37.50	02/17/12	25227	0	SHAW, STACY
4	414636	Clear	\$200.00	02/17/12	03413	0	SOUTH METRO SPORTS

Check Register Report

Bank Number	Check Number	Check Status	Check Amount	Check Date	Vendor Number	Vendor Address Number	Vendor Name
4	414637	Clear	\$16.78	02/17/12	03640	5	STAPLES PRINT SOLUTIONS
4	414638	Clear	\$468.00	02/17/12	22534	0	TOURCO'S FIRST LINE TOURS, INC.
4	414639		\$29.00	02/17/12	00000	626	TOURI, JAAAMAD
4	414640	Clear	\$106.00	02/17/12	27429	1	TRANSWORLD SYSTEMS, INC.
4	414641	Clear	\$223.80	02/17/12	27977	0	TUTORIAL SERVICES
4	414642	Clear	\$186.45	02/17/12	23463	7	UNITED STATES TREASURY
4	414643	Clear	\$500.00	02/17/12	23906	1	WEST METRO EDUCATION PROGRAM
4	414644		\$380.00	02/17/12	02039	0	WORKS, THE
4	414645	Clear	\$762.81	02/17/12	27490	0	XEROX FINANCIAL SERVICES LLC
4	414646		\$60.00	02/21/12	27129	0	ALI, AMAAL
4	414647	Clear	\$772.30	02/21/12	01365	0	AMERIPRIDE LINEN AND APPAREL SERVICES
4	414648	Clear	\$550.00	02/21/12	08741	0	BEFORT, STEPHEN F.
4	414649	Clear	\$196.00	02/21/12	23556	0	CARLSON, KARL F.
4	414650	Clear	\$24,584.00	02/21/12	25888	0	CENTER FOR EFFICIENT SCHOOL OPERATIONS,
4	414651	Clear	\$66.40	02/21/12	02444	0	CYNMAR CORPORATION
4	414652	Clear	\$13,842.50	02/21/12	24183	0	DAKOTA TRANSPORT, INC.
4	414653	Clear	\$595.50	02/21/12	26735	0	EMBROIDERY CENTRAL, INC.
4	414654	Clear	\$1,530.00	02/21/12	04769	0	IDEAL PRINTERS, INC.
4	414655		\$20.00	02/21/12	26825	0	ITH, VANHUON
4	414656	Clear	\$100.00	02/21/12	27322	0	LARSONALLEN, LLP
4	414657		\$80.00	02/21/12	26282	0	LEE, WAI YEE
4	414658	Clear	\$187.29	02/21/12	27932	1	MATHESON TRI-GAS, INC.
4	414659	Clear	\$237.00	02/21/12	01265	0	MN ASSOC. FOR CHILDRENS MENTAL HEALTH
4	414660	Clear	\$318.00	02/21/12	08858	1	MN ORCHESTRA
4	414661	Clear	\$78.59	02/21/12	27342	0	MONOPRICE
4	414662		\$70.00	02/21/12	22324	0	MULTILINGUAL WORD, INC.
4	414663	Clear	\$5,040.00	02/21/12	21081	0	ON CALL CLINICIANS
4	414664	Clear	\$1,223.76	02/21/12	26086	0	ORKIN COMMERCIAL SERVICES
4	414665	Clear	\$953.04	02/21/12	27772	0	SEWER DAWGS PLUMBING & DRAINS LLC
4	414666	Clear	\$6.77	02/21/12	03587	1	SIMPLEX GRINNELL
4	414667	Clear	\$385.00	02/21/12	22020	0	SPHERION CORPORATION
4	414668	Clear	\$5,959.46	02/21/12	04417	1	US FOODSERVICE
4	414669	Clear	\$1,134.20	02/21/12	04377	1	WIGEN COMPANIES, INC.
4	414670		\$774.00	02/21/12	02039	0	WORKS, THE
4	414671	Clear	\$2,150.00	02/21/12	26801	0	XTREME TREE TEAM, INC.
4	414672		\$100.00	02/24/12	03469	0	TWIN CITIES REGIONAL SCIENCE FAIR
4	414673	Clear	\$1,012.50	02/24/12	27343	0	ACCURATE HOME CARE, LLC
4	414674		\$80.00	02/24/12	06215	0	AIRPORT TAXI, INC.
4	414675	Clear	\$680.63	02/24/12	26795	1	ALLIED PROFESSIONALS, INC.
4	414676		\$1,000.00	02/24/12	00016	2298	ALLY, FAREEZA

Check Register Report

Bank Number	Check Number	Check Status	Check Amount	Check Date	Vendor Number	Vendor Address Number	Vendor Name
4	414677		\$16,093.53	02/24/12	21261	0	ANDERSON BUS COMPANY, INC.
4	414678	Clear	\$75.00	02/24/12	26993	0	BABICH, CHRIS
4	414679	Clear	\$721.95	02/24/12	03931	0	BERRY COFFEE COMPANY
4	414680		\$125.00	02/24/12	00706	0	BURNSVILLE CHAMBER OF COMMERCE
4	414681		\$147.50	02/24/12	26648	0	CANETTI-FERNANDES, MONICA
4	414682	Clear	\$3,352.48	02/24/12	02519	3	CENTERPOINT ENERGY SERVICES, INC.
4	414683		\$15,055.00	02/24/12	20041	1	EAGLE BLUFF ENVIRONMENTAL LEARNING CENTER
4	414684	Clear	\$5,055.79	02/24/12	02333	1	EARTHGRAINS CO.
4	414685		\$224.00	02/24/12	24250	0	EMBROIDINK
4	414686		\$352,644.99	02/24/12	03328	0	FIRST STUDENT, INC.
4	414687	Clear	\$140.00	02/24/12	27954	0	FITZGERALD, KATE
4	414688	Clear	\$65.00	02/24/12	00000	6501	FOX, DIANNA
4	414689	Clear	\$4,050.00	02/24/12	27473	0	GENERAL ASP
4	414690		\$986.00	02/24/12	23312	0	GORNY, MICHELE
4	414691		\$60.00	02/24/12	26803	0	HASSAN, RAHMA
4	414692	Clear	\$28,770.57	02/24/12	24130	0	HASTINGS CO-OP CREAMERY
4	414693		\$131.00	02/24/12	27982	0	HEWITT, JEFF
4	414694	Clear	\$1,283.86	02/24/12	03362	4	HOUGHTON MIFFLIN COMPANY
4	414695	Clear	\$1,090.64	02/24/12	26918	0	IMB DISTRIBUTION
4	414696	Clear	\$250.34	02/24/12	02483	0	INTEGRA TELECOM
4	414697		\$300.00	02/24/12	23140	0	JUNIOR ACHIEVEMENT OF THE UPPER MIDWEST INC.
4	414698	Clear	\$40,538.67	02/24/12	27633	0	KELLY SERVICES, INC.
4	414699	Clear	\$72.00	02/24/12	03705	0	KEMNETZ, BRYAN
4	414700	Clear	\$244.20	02/24/12	22843	0	KUIPER, HEIDI
4	414701	Clear	\$95.00	02/24/12	05077	0	LOCKSAFE, INC.
4	414702		\$85.00	02/24/12	09951	0	MATH MASTERS OF MN
4	414703	Clear	\$180.00	02/24/12	06559	0	MATRIX COMMUNICATIONS, INC.
4	414704	Clear	\$350.00	02/24/12	02538	0	MESPA
4	414705		\$130.00	02/24/12	27735	0	MN JUNIOR HIGH SCHOOL MATHEMATICS LEAGUE
4	414706		\$660.00	02/24/12	27983	0	MOLINETT, CATHY
4	414707		\$31.55	02/24/12	00001	1237	MOTEN, ROSELANI
4	414708		\$35.00	02/24/12	22324	0	MULTILINGUAL WORD, INC.
4	414709	Clear	\$19.00	02/24/12	03858	7	NATIONAL GEOGRAPHIC SOCIETY
4	414710		\$1,299.00	02/24/12	27979	0	NEW DIRECTIONS COUNSELING & TRAINING, LTD
4	414711		\$3,027.74	02/24/12	06477	0	OFFICE OF ENTERPRISE TECHNOLOGY
4	414712		\$31.96	02/24/12	00000	9592	OLSON, NANCY
4	414713	Clear	\$245.95	02/24/12	25300	1	ORANGE TREE EMPLOYMENT SCREENING
4	414714		\$60.00	02/24/12	26396	0	OSMAN, NIMO
4	414715		\$597.62	02/24/12	03219	1	PEPSI-COLA COMPANY

Check Register Report

Bank Number	Check Number	Check Status	Check Amount	Check Date	Vendor Number	Vendor Address Number	Vendor Name
4	414716		\$120.00	02/24/12	24879	0	PEREZ, MELISSA M.
4	414717	Clear	\$43,594.62	02/24/12	20099	0	RELIASTAR LIFE INSURANCE COMPANY
4	414718	Clear	\$651.24	02/24/12	20099	1	RELIASTAR LIFE INSURANCE COMPANY
4	414719		\$1,826.00	02/24/12	27421	0	SANBORN EDUCATION ASSOCIATES, INC.
4	414720	Clear	\$2,560.00	02/24/12	09331	0	SCHMITTY & SONS SCHOOL BUSES, INC.
4	414721	Clear	\$145.40	02/24/12	03196	5	SCHOLASTIC
4	414722	Clear	\$154.06	02/24/12	03472	2	SHIFFLER EQUIPMENT SALES INC
4	414723	Clear	\$2,298.00	02/24/12	03587	1	SIMPLEX GRINNELL
4	414724		\$242.00	02/24/12	26003	0	SKILLSUSA MINNESOTA
4	414725		\$325.00	02/24/12	06710	1	STATE OF MN DEPT OF PUBLIC SAFETY
4	414726	Unissued	\$0.00	02/24/12	06710	1	STATE OF MN DEPT OF PUBLIC SAFETY
4	414727		\$1,501.50	02/24/12	26627	0	THE PLAYS THE THING PRODUCTIONS
4	414728	Clear	\$1,859.45	02/24/12	08203	1	TIES
4	414729		\$2,099.19	02/24/12	27819	0	U.S. BANCORP EQUIPMENT FINANCE, INC.
4	414730	Clear	\$40.51	02/24/12	04172	0	UNITED PARCEL SERVICE
4	414731	Clear	\$60.00	02/24/12	25837	0	WILLIAMS, REBECCA
4	414732	Clear	\$3,770.62	02/24/12	04451	7	XEROX CORPORATION
4	414733	Clear	\$385.55	02/24/12	27490	0	XEROX FINANCIAL SERVICES LLC
4	414734		\$99.80	03/01/12	05588	0	ACE HARDWARE & PAINT
4	414735		\$1,044.60	03/01/12	03503	0	AMERICAN TIME & SIGNAL
4	414736		\$291.92	03/01/12	01365	0	AMERIPRIDE LINEN AND APPAREL SERVICES
4	414737	Unissued	\$0.00	03/01/12	01365	0	AMERIPRIDE LINEN AND APPAREL SERVICES
4	414738		\$178.36	03/01/12	27893	1	APEX LAMPS
4	414739		\$738.00	03/01/12	00249	1	APPLE COMPUTER INC.
4	414740		\$1,596.05	03/01/12	03178	1	AQUA LOGIC, INC.
4	414741		\$124.97	03/01/12	05941	1	ASPEN EQUIPMENT CO.
4	414742		\$539.83	03/01/12	00386	1	BARNES & NOBLE INC
4	414743		\$570.00	03/01/12	25425	0	BERRY BLENDZ
4	414744		\$11,467.34	03/01/12	00477	0	BIX PRODUCE COMPANY
4	414745	Unissued	\$0.00	03/01/12	00477	0	BIX PRODUCE COMPANY
4	414746	Unissued	\$0.00	03/01/12	00477	0	BIX PRODUCE COMPANY
4	414747	Unissued	\$0.00	03/01/12	00477	0	BIX PRODUCE COMPANY
4	414748	Unissued	\$0.00	03/01/12	00477	0	BIX PRODUCE COMPANY
4	414749		\$3.92	03/01/12	00172	1	BLICK ART MATERIALS
4	414750		\$1,424.18	03/01/12	06201	1	C L BENSEN COMPANY, INC.
4	414751		\$88.90	03/01/12	01041	0	CARLEX COMPANY, THE
4	414752		\$2,579.98	03/01/12	20289	1	CDW GOVERNMENT, INC.
4	414753		\$400.00	03/01/12	27953	1	CENTER FOR APPLIED LINGUISTICS
4	414754		\$52.26	03/01/12	25513	1	CHURCH OFFSET PRINTING, INC.
4	414755		\$458.60	03/01/12	27279	1	COLE PAPERS INC.

Check Register Report

Bank Number	Check Number	Check Status	Check Amount	Check Date	Vendor Number	Vendor Address Number	Vendor Name
4	414756		\$1,991.16	03/01/12	00279	0	D.S.D., INC.
4	414757	Unissued	\$0.00	03/01/12	00279	0	D.S.D., INC.
4	414758		\$132.56	03/01/12	24217	1	DAKOTA COUNTY TREASURER AUDITOR
4	414759		\$44.95	03/01/12	00837	1	DEMCO, INC.
4	414760		\$24.75	03/01/12	08846	1	ECOLAB EQUIPMENT CARE
4	414761		\$12,081.79	03/01/12	03328	0	FIRST STUDENT, INC.
4	414762	Unissued	\$0.00	03/01/12	03328	0	FIRST STUDENT, INC.
4	414763	Unissued	\$0.00	03/01/12	03328	0	FIRST STUDENT, INC.
4	414764	Unissued	\$0.00	03/01/12	03328	0	FIRST STUDENT, INC.
4	414765	Unissued	\$0.00	03/01/12	03328	0	FIRST STUDENT, INC.
4	414766	Unissued	\$0.00	03/01/12	03328	0	FIRST STUDENT, INC.
4	414767		\$931.30	03/01/12	04387	1	GRAINGER
4	414768		\$33.80	03/01/12	01478	1	GRAYBAR ELECTRIC COMPANY, INC.
4	414769		\$1,129.53	03/01/12	01741	2	HARMON FULL SERVICE GROUP
4	414770		\$148.50	03/01/12	01436	2	HEINEMANN EDUCATIONAL BOOKS
4	414771		\$9,229.58	03/01/12	21184	1	HEWLETT-PACKARD COMPANY
4	414772		\$22,776.23	03/01/12	09318	1	HILLYARD INC - MINNEAPOLIS
4	414773	Unissued	\$0.00	03/01/12	09318	1	HILLYARD INC - MINNEAPOLIS
4	414774		\$280.00	03/01/12	04818	0	HORIZON COMMERCIAL POOL SUPPLY
4	414775		\$367.80	03/01/12	24274	1	INNOVATIVE OFFICE SOLUTIONS
4	414776		\$248.50	03/01/12	01994	0	J&R SCHOOL SUPPLIES, INC.
4	414777		\$4,525.46	03/01/12	01576	0	JAYTECH, INC.
4	414778		\$337.38	03/01/12	01134	0	JIM COOPERS TIRE & AUTO STORES
4	414779		\$2,286.15	03/01/12	05816	0	JOHN A. DALVIN & SON, INC.
4	414780		\$526.26	03/01/12	02058	1	JOHN HENRY FOSTER MINNESOTA, INC.
4	414781		\$322.00	03/01/12	08955	0	KELLEHER, HELMRICH AND ASSOCIATES
4	414782		\$54.88	03/01/12	27966	0	KIDSAFE
4	414783		\$207.60	03/01/12	07319	0	LIGHTING PLASTICS OF MN, INC.
4	414784		\$1,551.34	03/01/12	05077	0	LOCKSAFE, INC.
4	414785		\$6,597.29	03/01/12	02196	0	MACKIN EDUCATIONAL RESOURCES
4	414786		\$2,254.17	03/01/12	06563	1	MCGRAW-HILL COMPANIES
4	414787		\$1,646.35	03/01/12	08999	1	MINNESOTA ELEVATOR INC
4	414788		\$242.00	03/01/12	27205	0	MONDO PUBLISHING
4	414789		\$277.95	03/01/12	02704	0	NASCO
4	414790		\$796.52	03/01/12	25372	4	NCS PEARSON INC
4	414791		\$597.38	03/01/12	20320	0	NORTHERN AIR CORPORATION
4	414792		\$2,724.89	03/01/12	02489	1	OFFICE DEPOT COMPANY
4	414793	Unissued	\$0.00	03/01/12	02489	1	OFFICE DEPOT COMPANY
4	414794		\$38.49	03/01/12	03123	0	PAPCO
4	414795		\$373.94	03/01/12	03116	1	PEARSON EDUCATION
4	414796		\$32.95	03/01/12	03415	3	PITSCO EDUCATION
4	414797		\$13.23	03/01/12	03101	0	PUMP AND METER SERVICE, INC.

Check Register Report

Bank Number	Check Number	Check Status	Check Amount	Check Date	Vendor Number	Vendor Address Number	Vendor Name
4	414798		\$5,611.40	03/01/12	21744	0	QUALITY AIR MECHANICAL, INC.
4	414799		\$9,570.00	03/01/12	27969	0	READY FOR KINDERGARTEN
4	414800		\$98.84	03/01/12	07235	0	REALLY GOOD STUFF
4	414801		\$219.73	03/01/12	21851	0	RED WING SHOE STORE
4	414802		\$297.72	03/01/12	25876	1	SAFEGUARD BUSINESS SYSTEMS, INC.
4	414803		\$34.68	03/01/12	03532	2	SCHMITT MUSIC
4	414804		\$851.29	03/01/12	25097	1	SCHOOL SPECIALTY INC
4	414805		\$610.49	03/01/12	27772	0	SEWER DAWGS PLUMBING & DRAINS LLC
4	414806		\$30.00	03/01/12	27563	0	SHRED RIGHT
4	414807		\$1,540.60	03/01/12	02217	1	SIEMENS INDUSTRY, INC.
4	414808		\$47.51	03/01/12	22606	2	SILICON MOUNTAIN MEMORY, INC.
4	414809		\$27,600.00	03/01/12	02978	0	SOLUTION TREE
4	414810		\$189.50	03/01/12	27728	1	SPORT SUPPLY GROUP INC
4	414811		\$113.85	03/01/12	27529	1	STONE SCULPTORS SUPPLIES
4	414812		\$2,245.00	03/01/12	05995	1	STRATEGIC EQUIPMENT
4	414813		\$386.87	03/01/12	23998	2	SUMMIT FACILITY & KITCHEN SERVICE
4	414814		\$140.00	03/01/12	22319	0	TEMPLE ELECTRIC MOTOR SERVICE INC.
4	414815		\$4,640.00	03/01/12	00826	1	TIERNEY BROTHERS, INC.
4	414816		\$917.00	03/01/12	21184	4	TIES
4	414817		\$500.64	03/01/12	04060	0	TRANS-MISSISSIPPI BIOLOGICAL SUPPLY
4	414818		\$707.08	03/01/12	04037	1	TRIARCO ARTS & CRAFTS
4	414819		\$6,546.04	03/01/12	03802	0	TRIO SUPPLY
4	414820	Unissued	\$0.00	03/01/12	03802	0	TRIO SUPPLY
4	414821		\$4,681.38	03/01/12	01197	1	US FOODS CULINARY EQUIPMENT & SUPPLIES LLC
4	414822		\$96,700.35	03/01/12	04417	1	US FOODSERVICE
4	414823	Unissued	\$0.00	03/01/12	04417	1	US FOODSERVICE
4	414824	Unissued	\$0.00	03/01/12	04417	1	US FOODSERVICE
4	414825	Unissued	\$0.00	03/01/12	04417	1	US FOODSERVICE
4	414826	Unissued	\$0.00	03/01/12	04417	1	US FOODSERVICE
4	414827	Unissued	\$0.00	03/01/12	04417	1	US FOODSERVICE
4	414828	Unissued	\$0.00	03/01/12	04417	1	US FOODSERVICE
4	414829	Unissued	\$0.00	03/01/12	04417	1	US FOODSERVICE
4	414830	Unissued	\$0.00	03/01/12	04417	1	US FOODSERVICE
4	414831		\$682.50	03/01/12	04204	4	VIRCO INC
4	414832		\$298.25	03/01/12	04435	0	WEST MUSIC COMPANY
4	414833		\$1,298.58	03/01/12	04566	0	ZIEGLER INC.
4	414834		\$94.00	02/28/12	25993	0	ABBOTT, TONY
4	414835		\$72.00	02/28/12	23014	0	ADDY, DAVID
4	414836		\$1,278.00	02/28/12	26795	1	ALLIED PROFESSIONALS, INC.
4	414837		\$109.00	02/28/12	26992	0	BABICH, CARL
4	414838		\$56.00	02/28/12	26618	0	BLACK, JIM

Check Register Report

Bank Number	Check Number	Check Status	Check Amount	Check Date	Vendor Number	Vendor Address Number	Vendor Name
4	414839		\$3,600.00	02/28/12	09972	0	BUCK HILL, INC.
4	414840		\$352.00	02/28/12	26409	0	BUTLER, VINCENT
4	414841		\$72.00	02/28/12	23663	0	CANTONE, MIKE
4	414842		\$75.00	02/28/12	05041	0	CARROLL, JAMES
4	414843		\$41,713.58	02/28/12	02519	0	CENTERPOINT ENERGY
4	414844		\$78.00	02/28/12	09840	0	CHURCHILL, LEE
4	414845		\$240.00	02/28/12	25919	0	CORDOVA-MORALES, LETICIA
4	414846		\$64.00	02/28/12	23540	0	CRUNSTEDT, BOB
4	414847		\$120.00	02/28/12	20524	0	DEWALD, RINA C.
4	414848		\$78.00	02/28/12	27943	0	DOUGHERTY, MICHAEL
4	414849		\$330.66	02/28/12	24271	1	EDGE MARKETING & PROMOTIONAL PRODUCTS
4	414850		\$165.00	02/28/12	24084	0	EIDER, JAKE
4	414851		\$78.00	02/28/12	25599	0	ERDMAN, MARTY K.
4	414852		\$199.00	02/28/12	05130	1	FRED PRYOR SEMINARS
4	414853		\$54.00	02/28/12	27126	0	GHIZONI, DAVID
4	414854		\$75.00	02/28/12	03350	0	GRANDELIS, DAVE
4	414855		\$72.00	02/28/12	27038	0	GRAY, ERIC
4	414856		\$64.00	02/28/12	26991	0	HANLEY, PETER
4	414857		\$330.00	02/28/12	26803	0	HASSAN, RAHMA
4	414858		\$78.00	02/28/12	27576	0	HAYWOOD, BRUCE
4	414859		\$43.50	02/28/12	27935	0	HODGES, LAMAR
4	414860		\$131.00	02/28/12	27925	0	HUGGETT, LUKE
4	414861		\$975.00	02/28/12	27644	0	INSTITUTE FOR MULTI-SENSORY EDUCATION
4	414862		\$2,989.23	02/28/12	02483	0	INTEGRA TELECOM
4	414863		\$175.00	02/28/12	22921	0	JOHNSON, AYRLAHN
4	414864		\$546.00	02/28/12	24067	0	JOHNSON, DENNIS
4	414865		\$2,910.20	02/28/12	02043	7	JOSTENS
4	414866		\$31.44	02/28/12	27225	0	K&K EXPRESS, LLC
4	414867		\$72.00	02/28/12	09376	0	KARNAS, JIM
4	414868		\$72.00	02/28/12	26862	0	KARNAS, MATT
4	414869		\$72.00	02/28/12	05047	0	KOCKELMAN, DEAN
4	414870		\$288.00	02/28/12	03225	0	KORTE, STEVE
4	414871		\$200.00	02/28/12	26017	0	LABLANC, THOMAS
4	414872		\$75.00	02/28/12	20596	0	LARSEN, RICK
4	414873		\$54.00	02/28/12	27058	0	LEHNEN, TERRY
4	414874		\$6.00	02/28/12	00016	2299	MARTINEZ, MARIA & PAULINO MORA
4	414875		\$100.00	02/28/12	24960	0	MCCABE, ED
4	414876		\$72.00	02/28/12	23667	0	MCCRARY, KELLY
4	414877		\$277.16	02/28/12	04333	1	MEDCO COMPANY
4	414878		\$175.00	02/28/12	08865	7	METRO ECSU
4	414879		\$60.00	02/28/12	27454	0	MILLS, NANCY

Check Register Report

Bank Number	Check Number	Check Status	Check Amount	Check Date	Vendor Number	Vendor Address Number	Vendor Name
4	414880		\$1,804.48	02/28/12	27757	0	MINNEAPOLIS GUN CLUB
4	414881		\$566.00	02/28/12	27547	1	MINNESOTA OFFICE TECHNOLOGY GROUP
4	414882		\$70.00	02/28/12	08228	0	MINNSPRA
4	414883		\$530.00	02/28/12	09799	0	MN CENTER FOR BOOK ARTS
4	414884		\$1,351.00	02/28/12	00624	0	MN HISTORICAL SOCIETY
4	414885		\$72.00	02/28/12	21533	0	MOSCA, JEFF
4	414886		\$152.25	02/28/12	27927	0	MULLOY, CLARE
4	414887		\$568.75	02/28/12	22324	0	MULTILINGUAL WORD, INC.
4	414888		\$75.00	02/28/12	25460	0	NELLIGAN, ROYCE
4	414889		\$125.00	02/28/12	03730	0	NELSON, DON
4	414890		\$130.50	02/28/12	27912	0	ODOM, JAKE
4	414891		\$72.00	02/28/12	00698	0	PANNING, BRAD
4	414892		\$133.56	02/28/12	08685	0	PIONEER PRESS
4	414893		\$87.00	02/28/12	27301	0	RIGGS, BRITTA
4	414894		\$78.00	02/28/12	24785	0	ROCK, KEITH
4	414895		\$65.25	02/28/12	27929	0	SCHARBER, BRAD
4	414896		\$56.00	02/28/12	24557	0	SCHMITZ, STEVE
4	414897		\$21.17	02/28/12	00016	2294	SHERBURNE, RACHEL
4	414898		\$474.50	02/28/12	03660	0	SKATEVILLE
4	414899		\$72.00	02/28/12	27027	0	SONNENBURG, GARY
4	414900		\$200.00	02/28/12	02683	0	SPANGLER, JOHN
4	414901		\$464.00	02/28/12	25672	0	SPECIAL DELIVERY OF MINNESOTA, INC
4	414902		\$75.00	02/28/12	22337	0	THEISEN, CHAD
4	414903		\$1,200.00	02/28/12	08203	1	TIES
4	414904		\$19,428.00	02/28/12	21008	0	TLC SPECIAL TRANSPORTATION
4	414905	Unissued	\$0.00	02/28/12	21008	0	TLC SPECIAL TRANSPORTATION
4	414906	Unissued	\$0.00	02/28/12	21008	0	TLC SPECIAL TRANSPORTATION
4	414907	Unissued	\$0.00	02/28/12	21008	0	TLC SPECIAL TRANSPORTATION
4	414908	Unissued	\$0.00	02/28/12	21008	0	TLC SPECIAL TRANSPORTATION
4	414909	Unissued	\$0.00	02/28/12	21008	0	TLC SPECIAL TRANSPORTATION
4	414910		\$48.78	02/28/12	04172	0	UNITED PARCEL SERVICE
4	414911		\$156.00	02/28/12	21755	0	WIGLEY, JOSH
4	414912		\$72.00	02/28/12	21603	0	WOLDEN, DEREK
4	414913		\$810.60	02/28/12	27490	0	XEROX FINANCIAL SERVICES LLC
4	414914		\$1,534.00	03/02/12	27991	0	1 TO 1 TUTOR, LLC
4	414915		\$585.00	03/02/12	27987	0	ABACUS IN-HOME TUTORING INC.
4	414916		\$502.65	03/02/12	04895	0	ASSOCIATION OF CLERICAL EMPLOYEES
4	414917		\$51.00	03/02/12	21633	1	AUTISM ASPERGER PUBLISHING COMPANY
4	414918		\$72.00	03/02/12	25132	0	BARBE, JEREMY
4	414919		\$131.00	03/02/12	27989	0	BRADSHAW, NICK
4	414920		\$1,950.00	03/02/12	09991	0	BURNSVILLE ASSOCIATION OF

Check Register Report

Bank Number	Check Number	Check Status	Check Amount	Check Date	Vendor Number	Vendor Address Number	Vendor Name
							EDUCATIONAL ASSTS
4	414921		\$15,501.40	03/02/12	00435	0	BURNSVILLE ICE CENTER
4	414922		\$227.93	03/02/12	21571	2	CMI EDUCATION INSTITUTE
4	414923		\$60.00	03/02/12	25919	0	CORDOVA-MORALES, LETICIA
4	414924		\$3,275.93	03/02/12	00502	0	CORNERSTONE COPY CENTER
4	414925		\$524.00	03/02/12	24217	0	DAKOTA COUNTY TREASURER AUDITOR
4	414926		\$318.00	03/02/12	26702	0	DELTA MANAGEMENT ASSOCIATES, INC.
4	414927		\$252.50	03/02/12	09272	2	ECM PUBLISHERS, INC.
4	414928		\$212.00	03/02/12	27974	0	ECMC
4	414929		\$110.00	03/02/12	27988	0	EDUWIZARD, INC
4	414930		\$18.00	03/02/12	00016	2302	ERNST, JENNIFER
4	414931		\$228.00	03/02/12	27604	0	GREAT LAKES HIGHER EDUCATION CORPORATIO
4	414932		\$524.57	03/02/12	07390	0	GREATER TWIN CITIES UNITED WAY
4	414933		\$420.00	03/02/12	08391	1	GROUP HEALTH INC.-WORKSITE
4	414934		\$102.00	03/02/12	20324	1	GURSTEL,STALOCH & CHARGO PA
4	414935		\$958.50	03/02/12	03539	1	H & A ADMINISTRATORS
4	414936		\$240.00	03/02/12	26803	0	HASSAN, RAHMA
4	414937		\$140,000.00	03/02/12	27811	0	HEADWAY EMOTIONAL HEALTH SERVICES
4	414938		\$1,900.00	03/02/12	27985	0	HILDI INC.
4	414939		\$72.65	03/02/12	00000	1665	HOLLEBRANDS, MATT
4	414940		\$72.00	03/02/12	27986	0	HUGHES, D SCOTT
4	414941		\$298,756.70	03/02/12	09327	0	INTERMEDIATE SCHOOL DISTRICT 917
4	414942		\$180.00	03/02/12	20523	0	JONES, SCOTT
4	414943		\$43,170.36	03/02/12	27633	0	KELLY SERVICES, INC.
4	414944		\$8,050.75	03/02/12	08356	1	KENNEDY & GRAVEN, CHARTERED
4	414945		\$72.00	03/02/12	27990	0	KLINGSPORN, TODD
4	414946		\$551.00	03/02/12	27907	0	LANDRUM DOBBINS, LLC
4	414947		\$419.00	03/02/12	24253	0	LOFFLER COMPANIES, INC.
4	414948		\$4,660.80	03/02/12	26241	0	M&E REALTY COMPANY
4	414949		\$165.00	03/02/12	03412	0	MERZER, SHEILA M.A.L.P.
4	414950		\$163.00	03/02/12	23866	0	MESSERLI & KRAMER PA
4	414951		\$1,821.65	03/02/12	08118	0	METRO ATHLETIC SUPPLY
4	414952		\$78.00	03/02/12	27992	0	MUGFORD, JOHN
4	414953		\$144.00	03/02/12	08769	0	NCPERS MINNESOTA
4	414954		\$78.00	03/02/12	27993	0	O'BRIEN, MATHIAS
4	414955		\$131.00	03/02/12	27994	0	OLSON, TERRY
4	414956		\$180.00	03/02/12	24879	0	PEREZ, MELISSA M.
4	414957		\$60.00	03/02/12	22793	0	RABINOWICZ, JACOB (JACK)
4	414958		\$120.00	03/02/12	21343	0	RAMACHER, THUY
4	414959		\$4,855.00	03/02/12	00488	0	REGION 3AA
4	414960		\$284.28	03/02/12	09285	2	SAM'S CLUB DIRECT

Check Register Report

Bank Number	Check Number	Check Status	Check Amount	Check Date	Vendor Number	Vendor Address Number	Vendor Name
4	414961		\$8,750.00	03/02/12	09588	1	SAVAGE, CITY OF
4	414962		\$300.50	03/02/12	26552	3	SCHOOL NUTRITION ASSOCIATION
4	414963		\$6,675.39	03/02/12	07382	0	SCHOOL SERVICES EMPLOYEES LOCAL 284
4	414964		\$547.00	03/02/12	20185	0	SHIRTY SOMETHING
4	414965		\$56.00	03/02/12	27995	0	SMREKAR, TOM
4	414966		\$900.00	03/02/12	03549	1	STAFF DEVELOPMENT RESOURCES, INC
4	414967		\$139.00	03/02/12	00321	0	SUN NEWSPAPERS
4	414968		\$140.00	03/02/12	26874	0	SWAGGER, CHE
4	414969		\$75.00	03/02/12	00016	2300	SZABO, JODIE
4	414970		\$5,996.35	03/02/12	08203	1	TIES
4	414971		\$10,433.50	03/02/12	21008	0	TLC SPECIAL TRANSPORTATION
4	414972	Unissued	\$0.00	03/02/12	21008	0	TLC SPECIAL TRANSPORTATION
4	414973	Unissued	\$0.00	03/02/12	21008	0	TLC SPECIAL TRANSPORTATION
4	414974	Unissued	\$0.00	03/02/12	21008	0	TLC SPECIAL TRANSPORTATION
4	414975		\$2,385.00	03/02/12	27984	0	TRAVELING PHOTO BOOTH INC
4	414976		\$155.07	03/02/12	23463	7	UNITED STATES TREASURY
4	414977		\$617.08	03/02/12	04417	1	US FOODSERVICE
4	414978		\$996.00	03/02/12	08340	0	VALLEYFAIR
4	414979		\$500.00	03/02/12	04195	1	VIKING AUTOMATIC SPRINKLER COMPANY
4	414980		\$18.00	03/02/12	00016	2301	WEAR, MUCHONE
4	414981		\$1,475.00	03/06/12	27991	0	1 TO 1 TUTOR, LLC
4	414982		\$373.07	03/06/12	27838	0	AC SALES COMPANY
4	414983		\$1,186.00	03/06/12	03404	0	AFTON ALPS SKI AREA, INC.
4	414984		\$47.92	03/06/12	00016	1690	BALLARD, EILEEN
4	414985		\$5.00	03/06/12	00016	2307	BLANCO CARATACHEA, IGNACIO
4	414986		\$18,474.36	03/06/12	00854	0	CARVER-SCOTT ED CO-OP ISD 930
4	414987		\$5.00	03/06/12	00016	2308	GLATT, CHRIS
4	414988		\$3,022.00	03/06/12	24335	0	IND. SCHOOL DIST. 8492
4	414989		\$4,457.00	03/06/12	01390	0	INTERMEDIATE SCHOOL DISTRICT 287
4	414990		\$14,642.41	03/06/12	09327	0	INTERMEDIATE SCHOOL DISTRICT 917
4	414991		\$5.00	03/06/12	00016	2309	JERIK, MICHAEL
4	414992		\$200.00	03/06/12	24067	0	JOHNSON, DENNIS
4	414993		\$5.00	03/06/12	00016	2310	KAULS, MARIA
4	414994		\$162.80	03/06/12	00016	2305	KRUEGER, THERESA
4	414995		\$150.00	03/06/12	00016	2306	MAAS, ELIZABETH
4	414996		\$1,320.00	03/06/12	03814	0	MN COMMUNITY EDUCATION ASSOCIATION
4	414997		\$400.00	03/06/12	27599	0	MN STATE HIGH SCHOOL CLAY TARGET LEAGUE
4	414998		\$167.40	03/06/12	25300	1	ORANGE TREE EMPLOYMENT SCREENING
4	414999		\$5.00	03/06/12	00016	2303	PLATSON, MARK

Check Register Report

Bank Number	Check Number	Check Status	Check Amount	Check Date	Vendor Number	Vendor Address Number	Vendor Name
4	415000		\$20.00	03/06/12	00016	2304	POPE, KATHRYN
4	415001		\$42.00	03/06/12	24681	0	PROFESSIONAL WIRELESS COMMUNICATIONS
4	415002		\$1,815.83	03/06/12	09285	2	SAM'S CLUB DIRECT
4	415003		\$262.80	03/06/12	26365	0	SCHENCK, MELISSA
4	415004		\$4,132.45	03/06/12	23848	0	SFM
4	415005		\$4,650.00	03/06/12	27742	1	STRATEGIC SOURCE INC
4	415006		\$1,828.57	03/06/12	24234	0	TEAMWORKS INTERNATIONAL, INC.
4	415007		\$87.84	03/06/12	00826	1	TIERNEY BROTHERS, INC.
4	415008		\$31.39	03/06/12	21190	0	TROUSIL, WANDA
4	415009		\$134.16	03/06/12	20007	0	WASTE MANAGEMENT
4	415010		\$2,961.18	03/06/12	04451	7	XEROX CORPORATION
4	415011	Unissued	\$0.00	03/06/12	04451	7	XEROX CORPORATION
4	415012	Unissued	\$0.00	03/06/12	04451	7	XEROX CORPORATION
4	415013		\$898.51	03/06/12	04451	9	XEROX CORPORATION
4	415014		\$662.23	03/06/12	04451	10	XEROX CORPORATION
4	415015		\$176.00	03/09/12	00027	0	ACADEMIC THERAPY PUBLICATIONS
4	415016		\$388.50	03/09/12	23228	0	ACP DIRECT
4	415017		\$3,879.69	03/09/12	26700	0	ADVANCED TOOLWARE, LLC
4	415018		\$182.00	03/09/12	00216	1	ALPHA VIDEO & AUDIO, INC.
4	415019		\$360.00	03/09/12	27586	0	AMERICAN OFFICE PRODUCTS
4	415020		\$222.33	03/09/12	01365	0	AMERIPRIDE LINEN AND APPAREL SERVICES
4	415021	Unissued	\$0.00	03/09/12	01365	0	AMERIPRIDE LINEN AND APPAREL SERVICES
4	415022		\$177.76	03/09/12	00551	1	APPERSON
4	415023		\$141.44	03/09/12	00428	0	ARAMARK
4	415024		\$59.11	03/09/12	00386	1	BARNES & NOBLE INC
4	415025		\$136.45	03/09/12	03931	0	BERRY COFFEE COMPANY
4	415026		\$6,623.02	03/09/12	00477	0	BIX PRODUCE COMPANY
4	415027	Unissued	\$0.00	03/09/12	00477	0	BIX PRODUCE COMPANY
4	415028	Unissued	\$0.00	03/09/12	00477	0	BIX PRODUCE COMPANY
4	415029		\$402.58	03/09/12	00172	1	BLICK ART MATERIALS
4	415030		\$77.86	03/09/12	27980	0	CABLEWHOLESALE.COM, INC.
4	415031		\$4,235.99	03/09/12	20289	1	CDW GOVERNMENT, INC.
4	415032		\$83.66	03/09/12	23601	1	CHICAGO DISTRIBUTION CENTER
4	415033		\$345.00	03/09/12	00552	1	CONNEY SAFETY PRODUCTS
4	415034		\$114.82	03/09/12	00645	0	CUB FOODS
4	415035		\$376.14	03/09/12	00279	0	D.S.D., INC.
4	415036		\$124.18	03/09/12	00837	1	DEMCO, INC.
4	415037		\$35.13	03/09/12	09859	1	DISCOUNT SCHOOL SUPPLY
4	415038		\$124.74	03/09/12	01062	1	EPS/SCHOOL SPECIALTY INTERVENTION
4	415039		\$74,686.78	03/09/12	03328	0	FIRST STUDENT, INC.

Check Register Report

Bank Number	Check Number	Check Status	Check Amount	Check Date	Vendor Number	Vendor Address Number	Vendor Name
4	415040	Unissued	\$0.00	03/09/12	03328	0	FIRST STUDENT, INC.
4	415041	Unissued	\$0.00	03/09/12	03328	0	FIRST STUDENT, INC.
4	415042		\$963.70	03/09/12	27970	0	HARRISON COMPANY
4	415043		\$11.75	03/09/12	00862	3	HERFF JONES, INC.
4	415044		\$5,039.30	03/09/12	21184	1	HEWLETT-PACKARD COMPANY
4	415045		\$84.19	03/09/12	01729	1	HIGHSMITH INC.
4	415046		\$2,111.40	03/09/12	27942	0	J.H.LARSON COMAPNY
4	415047		\$458.85	03/09/12	02203	0	LAKESHORE LEARNING MATERIALS
4	415048		\$1,148.25	03/09/12	27253	0	LANDS BEST FOODS LLC
4	415049		\$399.00	03/09/12	26703	1	LASER PRODUCT TECHNOLOGIES
4	415050		\$91.00	03/09/12	06419	1	LENSCRAFTERS, INC.
4	415051		\$85.22	03/09/12	02395	0	MENARDS
4	415052		\$21.60	03/09/12	02704	0	NASCO
4	415053		\$2,047.66	03/09/12	02489	1	OFFICE DEPOT COMPANY
4	415054	Unissued	\$0.00	03/09/12	02489	1	OFFICE DEPOT COMPANY
4	415055	Unissued	\$0.00	03/09/12	02489	1	OFFICE DEPOT COMPANY
4	415056		\$1,100.00	03/09/12	24681	0	PROFESSIONAL WIRELESS COMMUNICATIONS
4	415057		\$11.95	03/09/12	20847	0	PYRAMID EDUCATIONAL CONSULTANTS, INC.
4	415058		\$589.01	03/09/12	07235	0	REALLY GOOD STUFF
4	415059		\$125.00	03/09/12	05511	0	RED WING SHOE STORE
4	415060		\$49.64	03/09/12	03537	1	SCHOOL HEALTH SUPPLY CO., INC.
4	415061		\$76.06	03/09/12	25097	1	SCHOOL SPECIALTY INC
4	415062		\$13,600.00	03/09/12	02978	0	SOLUTION TREE
4	415063		\$226.90	03/09/12	22907	1	SOLUTIONS4SURE.COM, INC.
4	415064		\$6.00	03/09/12	03640	1	STAPLES ADVANTAGE
4	415065		\$93.46	03/09/12	27981	0	TEACH BRIGHT
4	415066		\$259.00	03/09/12	00826	1	TIERNEY BROTHERS, INC.
4	415067		\$6,515.20	03/09/12	08203	1	TIES
4	415068		\$733.67	03/09/12	21184	4	TIES
4	415069		\$2,388.59	03/09/12	03802	0	TRIO SUPPLY
4	415070		\$889.11	03/09/12	01197	1	US FOODS CULINARY EQUIPMENT & SUPPLIES LLC
4	415071		\$50,840.06	03/09/12	04417	1	US FOODSERVICE
4	415072	Unissued	\$0.00	03/09/12	04417	1	US FOODSERVICE
4	415073	Unissued	\$0.00	03/09/12	04417	1	US FOODSERVICE
4	415074	Unissued	\$0.00	03/09/12	04417	1	US FOODSERVICE
4	415075	Unissued	\$0.00	03/09/12	04417	1	US FOODSERVICE
4	415076		\$488.80	03/09/12	04306	0	W.E. NEAL SLATE CO.
4	415077		\$563.23	03/09/12	07032	1	WILLIAM H. SADLIER, INC.
4	415078		\$124.95	03/09/12	22496	0	WILLIAM V. MACGILL & CO.
Check	726	Grand	\$2,576,199.61				

Check Register Report

Bank Number	Check Number	Check Status	Check Amount	Check Date	Vendor Number	Vendor Address Number	Vendor Name
Count		Total					

Check Register Report

Bank Number	Check Number	Check Status	Check Amount	Check Date	Vendor Number	Vendor Address Number	Vendor Name
1	1004585		\$31.08	02/08/12	88888	11817	ALVEY, HEATHER
1	1004586		\$44.40	02/08/12	88888	7879	BERG, DAVID A
1	1004587		\$10.99	02/08/12	88888	4032	BIAGINI, LAURIE
1	1004588		\$27.77	02/08/12	88888	11821	BLANDIN, MELISSA
1	1004589		\$54.32	02/08/12	88888	12947	BLOM, ANNE E
1	1004590		\$74.66	02/08/12	88888	17526	BOON, RYAN C
1	1004591		\$320.36	02/08/12	88888	8725	BORNE, SUSAN R
1	1004592		\$17.96	02/08/12	88888	14963	BROADY, JOANNE
1	1004593		\$13.89	02/08/12	88888	5853	CHALLGREN, MARK A
1	1004594		\$97.08	02/08/12	88888	14949	CHRISTENSON, ANNE
1	1004595		\$239.10	02/08/12	88888	12806	CORBAY, STEPHANIE A
1	1004596		\$15.16	02/08/12	88888	5747	CORDAHL, AMBER
1	1004597		\$173.44	02/08/12	88888	17322	CZAPAR, KELLY N
1	1004598		\$97.68	02/08/12	88888	17174	DEMUTH, JOY S
1	1004599		\$41.67	02/08/12	88888	15992	ELLISON, NICHOLAS
1	1004600		\$41.67	02/08/12	88888	15992	ELLISON, NICHOLAS
1	1004601		\$48.96	02/08/12	88888	11322	FARRELL, TRACY E
1	1004602		\$452.23	02/08/12	88888	9689	FINN, FAY E
1	1004603		\$34.97	02/08/12	88888	17592	FLORES, ROSA
1	1004604		\$115.00	02/08/12	88888	17611	GILPIN, ASHLEY
1	1004605		\$114.11	02/08/12	88888	4110	GOETZ, DEBORAH E
1	1004606		\$31.47	02/08/12	88888	14219	GRIES, BRENDA J
1	1004607		\$123.17	02/08/12	88888	8737	HAMMES, TIMOTHY
1	1004608		\$115.00	02/08/12	88888	8737	HAMMES, TIMOTHY
1	1004609		\$90.64	02/08/12	88888	9267	HOLDEN, MATTHEW J
1	1004610		\$24.07	02/08/12	88888	11153	HOLEWA, MARY A
1	1004611		\$57.68	02/08/12	88888	11154	JIRIK, JANE
1	1004612		\$24.42	02/08/12	88888	4732	JOHNSON, LORI ANN
1	1004613		\$22.94	02/08/12	88888	274	KLATTE, JEAN H
1	1004614		\$36.52	02/08/12	88888	274	KLATTE, JEAN H
1	1004615		\$18.87	02/08/12	88888	17324	MALONE, MEGGAN J
1	1004616		\$53.28	02/08/12	88888	9785	MCCARTHY, JENNIFER
1	1004617		\$30.38	02/08/12	88888	14130	MCCROSKEY, SHARI
1	1004618		\$4.26	02/08/12	88888	16679	MERKLING, ANGELA MARTIN
1	1004619		\$34.94	02/08/12	88888	8086	NEPSUND, JEFF L
1	1004620		\$93.45	02/08/12	88888	13692	NIEMIEC, ALICIA
1	1004621		\$469.99	02/08/12	88888	8627	ORTH, STEVEN D. R.
1	1004622		\$23.22	02/08/12	88888	13431	PAETZOLD, ROBERT JAMES
1	1004623		\$24.20	02/08/12	88888	14964	PARENT, ANDREA J
1	1004624		\$19.69	02/08/12	88888	11417	PAUL, PATTI M
1	1004625		\$38.85	02/08/12	88888	17143	POND, ANGELA R

Check Register Report

Bank Number	Check Number	Check Status	Check Amount	Check Date	Vendor Number	Vendor Address Number	Vendor Name
1	1004626		\$42.46	02/08/12	88888	17555	POSTHUMUS, ANNA J
1	1004627		\$48.84	02/08/12	88888	16574	ROBASSE, CHRISTINE M
1	1004628		\$27.75	02/08/12	88888	16574	ROBASSE, CHRISTINE M
1	1004629		\$138.17	02/08/12	88888	13651	SEXTON, MARCIA
1	1004630		\$99.80	02/08/12	88888	10911	SILVERS, KATHRYN
1	1004631		\$202.91	02/08/12	88888	4356	SIMON, GLENN D.
1	1004632		\$28.14	02/08/12	88888	11808	SPODEN, ANNEMARIE
1	1004633		\$277.50	02/08/12	88888	14961	SPRY, KARIE
1	1004634		\$105.69	02/08/12	88888	14874	STILES, JENNIFER E
1	1004635		\$4.11	02/08/12	88888	16021	STREET, CHERYL K
1	1004636		\$14.65	02/08/12	88888	17569	TAYLOR, WILLIE
1	1004637		\$30.03	02/08/12	88888	10288	TOMOSON, RHONDA G
1	1004638		\$225.00	02/08/12	88888	16023	VODNICK, SARAH A
1	1004639		\$156.40	02/08/12	88888	16543	WILLIAMS, ROXANNE J
1	1004640		\$196.47	02/08/12	88888	15911	WILLSON, DAWN M
1	1004641		\$118.25	02/08/12	88888	8959	WURDEMAN, DEBRA SUE
1	1004642		\$40.96	02/15/12	88888	16377	ALEXON, BETH J
1	1004643		\$87.94	02/15/12	88888	13406	ALLEN, SUSAN M
1	1004644		\$128.48	02/15/12	88888	16318	ANDERSON, SARAH R
1	1004645		\$17.37	02/15/12	88888	11018	BARRETT, MARY LU
1	1004646		\$14.10	02/15/12	88888	6452	BERG, JANET
1	1004647		\$52.17	02/15/12	88888	7298	BRENNAN, CAROL ANN
1	1004648		\$172.88	02/15/12	88888	14963	BROADY, JOANNE
1	1004649		\$139.70	02/15/12	88888	6315	CHECK, CYNTHIA
1	1004650		\$10.83	02/15/12	88888	5747	CORDAHL, AMBER
1	1004651		\$15.93	02/15/12	88888	16946	DAHL, SABRINA LYNN
1	1004652		\$9.76	02/15/12	88888	11833	DOUGLAS, LORI
1	1004653		\$55.62	02/15/12	88888	15993	FAUST, DANIELLE M
1	1004654		\$75.00	02/15/12	88888	17611	GILPIN, ASHLEY
1	1004655		\$22.76	02/15/12	88888	13535	GROVER, MELISSA MANGER
1	1004656		\$22.98	02/15/12	88888	16614	HAGEN, AIMEE E
1	1004657		\$17.84	02/15/12	88888	14112	HARTL, ARAN J
1	1004658		\$74.97	02/15/12	88888	15977	HEIM, WILLIAM V
1	1004659		\$219.78	02/15/12	88888	8309	HENDRIX, EUGENIA M
1	1004660		\$40.52	02/15/12	88888	14594	HEWETT, THOMAS
1	1004661		\$114.00	02/15/12	88888	9267	HOLDEN, MATTHEW J
1	1004662		\$58.48	02/15/12	88888	11153	HOLEWA, MARY A
1	1004663		\$37.33	02/15/12	88888	16001	HOOK, KIMBERLY A
1	1004664		\$8.99	02/15/12	88888	11586	HOOSTAL, JULIE
1	1004665		\$122.94	02/15/12	88888	16004	JORGENSON, SHANNON E
1	1004666		\$47.51	02/15/12	88888	14479	KIBLER, JEANNE

Check Register Report

Bank Number	Check Number	Check Status	Check Amount	Check Date	Vendor Number	Vendor Address Number	Vendor Name
1	1004667		\$35.10	02/15/12	88888	274	KLATTE, JEAN H
1	1004668		\$100.90	02/15/12	88888	10637	KUGLER, JULIE
1	1004669		\$93.17	02/15/12	88888	17324	MALONE, MEGGAN J
1	1004670		\$59.16	02/15/12	88888	9629	MCKINNEY, MARGARET
1	1004671		\$58.79	02/15/12	88888	2063	MILLER, DIANE
1	1004672		\$23.31	02/15/12	88888	15112	NELSON, TARA A
1	1004673		\$86.03	02/15/12	88888	15112	NELSON, TARA A
1	1004674		\$104.90	02/15/12	88888	16501	NESS, KAREN M
1	1004675		\$83.25	02/15/12	88888	13692	NIEMIEC, ALICIA
1	1004676		\$28.86	02/15/12	88888	12064	PETERSON, LAURA J
1	1004677		\$28.86	02/15/12	88888	8281	PLASCHKO, MARY BETH
1	1004678		\$128.92	02/15/12	88888	17536	PODMERS, LUKE I
1	1004679		\$11.66	02/15/12	88888	10560	POLSKI, LEANN
1	1004680		\$44.96	02/15/12	88888	16633	RANDALL, DANA M
1	1004681		\$255.36	02/15/12	88888	11543	RUHLAND, MARIA
1	1004682		\$11.66	02/15/12	88888	12294	RUMPZA, LAURIE
1	1004683		\$37.68	02/15/12	88888	16194	SCALZO, KRISTIN
1	1004684		\$47.79	02/15/12	88888	10823	SMOLKE, ANGELA S C
1	1004685		\$36.80	02/15/12	88888	11808	SPODEN, ANNEMARIE
1	1004686		\$24.42	02/15/12	88888	17569	TAYLOR, WILLIE
1	1004687		\$115.00	02/15/12	88888	17603	THOMPSON, SHERRY B
1	1004688		\$25.25	02/15/12	88888	17161	WEATHERFORD, ANDREA M
1	1004689		\$10.23	02/15/12	88888	14144	WESTERHOUSE, BETH
1	1004690		\$52.75	02/15/12	88888	16232	WORKMAN, CAROLYN J
1	1004691		\$107.78	02/15/12	88888	10820	SHELDEN, JON
1	1004692		\$11.28	02/22/12	88888	12947	BLOM, ANNE E
1	1004693		\$47.50	02/22/12	88888	12947	BLOM, ANNE E
1	1004694		\$79.33	02/22/12	88888	11279	BRANDNER, RENEE
1	1004695		\$25.69	02/22/12	88888	14963	BROADY, JOANNE
1	1004696		\$24.00	02/22/12	88888	14963	BROADY, JOANNE
1	1004697		\$61.44	02/22/12	88888	13495	BROWN, CHRISTOPHER M
1	1004698		\$79.62	02/22/12	88888	12346	BUSCH, BYRLA
1	1004699		\$46.74	02/22/12	88888	16356	CODDINGTON, LAURIE
1	1004700		\$28.63	02/22/12	88888	17545	DONAHUE, KARA
1	1004701		\$6.42	02/22/12	88888	11833	DOUGLAS, LORI
1	1004702		\$28.93	02/22/12	88888	8217	DWIRE, MELINDA
1	1004703		\$30.48	02/22/12	88888	9689	FINN, FAY E
1	1004704		\$266.82	02/22/12	88888	9689	FINN, FAY E
1	1004705		\$74.37	02/22/12	88888	7399	GILES, SHARI M THEIS
1	1004706		\$35.00	02/22/12	88888	11971	GOODING, DIANE
1	1004707		\$14.77	02/22/12	88888	17620	GREEN, EDWARD

Check Register Report

Bank Number	Check Number	Check Status	Check Amount	Check Date	Vendor Number	Vendor Address Number	Vendor Name
1	1004708		\$34.14	02/22/12	88888	14219	GRIES, BRENDA J
1	1004709		\$146.93	02/22/12	88888	6429	HART, CYNTHIA K.
1	1004710		\$23.35	02/22/12	88888	14710	HARTOG, KARRA L
1	1004711		\$42.64	02/22/12	88888	11153	HOLEWA, MARY A
1	1004712		\$60.92	02/22/12	88888	14751	KELLER, KATIE
1	1004713		\$20.88	02/22/12	88888	274	KLATTE, JEAN H
1	1004714		\$18.20	02/22/12	88888	14147	KLINNERT, ELIZABETH
1	1004715		\$24.64	02/22/12	88888	14646	MEEHAN, ANNE
1	1004716		\$29.74	02/22/12	88888	2063	MILLER, DIANE
1	1004717		\$145.80	02/22/12	88888	7339	PODRATZ, ANNE MARIE
1	1004718		\$174.27	02/22/12	88888	7339	PODRATZ, ANNE MARIE
1	1004719		\$46.62	02/22/12	88888	15952	RISIUS, SUSAN L
1	1004720		\$26.64	02/22/12	88888	15952	RISIUS, SUSAN L
1	1004721		\$19.00	02/22/12	88888	16816	SAHLI, JONATHAN C
1	1004722		\$38.74	02/22/12	88888	11354	SCHAFFER, KRISTY J
1	1004723		\$79.99	02/22/12	88888	6968	SODERHOLM, WM ERIC
1	1004724		\$310.97	02/22/12	88888	6851	STEPHES, THOMAS J
1	1004725		\$16.79	02/22/12	88888	14874	STILES, JENNIFER E
1	1004726		\$173.16	02/22/12	88888	17158	STRAWN, PAMELA J
1	1004727		\$51.00	02/22/12	88888	15065	STROWBRIDGE, STACI
1	1004728		\$155.12	02/22/12	88888	16376	SWEENEY, MICHAEL J
1	1004729		\$24.42	02/22/12	88888	17569	TAYLOR, WILLIE
1	1004730		\$59.78	02/22/12	88888	8543	TOLLERUD, TERESA JO
1	1004731		\$21.46	02/22/12	88888	14261	TWEDT, LORI
1	1004732		\$33.80	02/22/12	88888	12740	WALSH, LISA ANN
1	1004733		\$28.70	02/22/12	88888	17247	WOOD, KIMBERLY R
1	1004734		\$29.31	02/29/12	88888	4467	BARLAGE, SUSAN
1	1004735		\$12.38	02/29/12	88888	7839	BARNES, CHERISE C
1	1004736		\$5.99	02/29/12	88888	7269	BARTH, TAMI RAE
1	1004737		\$71.85	02/29/12	88888	15237	BEAL, DIANE E
1	1004738		\$10.88	02/29/12	88888	4032	BIAGINI, LAURIE
1	1004739		\$15.10	02/29/12	88888	9960	BOEKHOFF, LYNETTE
1	1004740		\$37.30	02/29/12	88888	15074	CHAMERLIK, KAREN
1	1004741		\$21.97	02/29/12	88888	9492	COPP, JILL L
1	1004742		\$400.00	02/29/12	88888	16560	CLEGG, RANDALL B
1	1004743		\$24.42	02/29/12	88888	9500	DEBRONSKY, ROBIN
1	1004744		\$19.98	02/29/12	88888	17497	EISENBERG, RACHELLE L
1	1004745		\$15.00	02/29/12	88888	17283	ERBES, SARAH L
1	1004746		\$25.56	02/29/12	88888	13256	FANDRICH, KARI M
1	1004747		\$109.59	02/29/12	88888	9689	FINN, FAY E
1	1004748		\$136.69	02/29/12	88888	11818	HAMMER, JEFFREY
1	1004749		\$42.90	02/29/12	88888	16167	KNUTSON, CHRISTINE

Check Register Report

Bank Number	Check Number	Check Status	Check Amount	Check Date	Vendor Number	Vendor Address Number	Vendor Name
1	1004750		\$23.15	02/29/12	88888	7847	KOLSTAD, MICHELE M
1	1004751		\$110.51	02/29/12	88888	15381	KRAL, MELISSA M
1	1004752		\$20.00	02/29/12	88888	11720	KUECK, MACKENZIE
1	1004753		\$24.42	02/29/12	88888	14243	LAQUA, NANCY A
1	1004754		\$28.86	02/29/12	88888	12853	MATERNOWSKI, PATRICIA
1	1004755		\$17.98	02/29/12	88888	10311	MATHYS, SANDRA
1	1004756		\$16.00	02/29/12	88888	8829	MAYNE, JANE LOUISE
1	1004757		\$68.40	02/29/12	88888	14130	MCCROSKEY, SHARI
1	1004758		\$89.95	02/29/12	88888	6500	MORRISSEY, JOANNE M
1	1004760		\$95.95	02/29/12	88888	16645	PAVEK, BROOKE C
1	1004761		\$29.58	02/29/12	88888	15135	PRED, RENEE R
1	1004762		\$170.84	02/29/12	88888	16087	ROBB, EMILY C
1	1004763		\$97.13	02/29/12	88888	9670	ROBOLE, VICKI M
1	1004764		\$26.64	02/29/12	88888	15952	RISIUS, SUSAN L
1	1004765		\$35.83	02/29/12	88888	12209	RYKKEN, MEGAN M
1	1004766		\$60.91	02/29/12	88888	8937	SAMPERS, CYNTHIA
1	1004767		\$41.24	02/29/12	88888	7347	SCHOLL, KELLY L
1	1004768		\$97.13	02/29/12	88888	16213	STAHLY, JANICE
1	1004769		\$108.78	02/29/12	88888	16213	STAHLY, JANICE
1	1004770		\$147.08	02/29/12	88888	11235	STEELE, DOUGLAS
1	1004771		\$46.36	02/29/12	88888	16046	STRAHOTA, SARA J
1	1004772		\$85.74	02/29/12	88888	8791	SVARE, JANE
1	1004773		\$18.78	02/29/12	88888	15856	TOUSIGNANT, HOLLY
1	1004774		\$30.03	02/29/12	88888	11966	WEAR, LISA
1	1004775		\$53.51	02/29/12	88888	10299	WEIGHTMAN, ELIZABETH C
1	1004776		\$29.98	02/29/12	88888	13905	WENDLING, PAULA L
1	1004777		\$68.82	02/29/12	88888	13905	WENDLING, PAULA L
1	1004778		\$144.68	03/07/12	88888	15237	BEAL, DIANE E
1	1004779		\$40.00	03/07/12	88888	11213	BEERLING, LORIE A
1	1004780		\$88.86	03/07/12	88888	14183	BELLMONT, CHRISTOPHER
1	1004781		\$84.61	03/07/12	88888	8725	BORNE, SUSAN R
1	1004782		\$74.21	03/07/12	88888	13413	COLEMAN, COLLEEN M
1	1004783		\$1,000.00	03/07/12	88888	15717	COPELAND, ERIN C
1	1004784		\$48.23	03/07/12	88888	14970	DEUTSCH, MATTHEW R
1	1004785		\$51.92	03/07/12	88888	11911	ELFERING, JEAN
1	1004786		\$30.43	03/07/12	88888	15377	ENGELHARDT, WILLIAM T
1	1004787		\$199.41	03/07/12	88888	17422	HARVEY, CHRISTOPHER M
1	1004788		\$38.79	03/07/12	88888	8274	HOLT, CLAYTON B
1	1004789		\$560.66	03/07/12	88888	13202	HRIMNAK, SANDI J
1	1004790		\$36.45	03/07/12	88888	13396	HUTCHINSON, JENNIFER L
1	1004791		\$14.08	03/07/12	88888	13396	HUTCHINSON, JENNIFER L
1	1004792		\$62.31	03/07/12	88888	3383	ILES, CORNELIA

Check Register Report

Bank Number	Check Number	Check Status	Check Amount	Check Date	Vendor Number	Vendor Address Number	Vendor Name
1	1004793		\$27.45	03/07/12	88888	274	KLATTE, JEAN H
1	1004794		\$1,000.00	03/07/12	88888	16188	KLOECKL, SARAH ANN
1	1004795		\$53.65	03/07/12	88888	17521	KREBS, TYLER JON
1	1004796		\$241.31	03/07/12	88888	17521	KREBS, TYLER JON
1	1004797		\$165.34	03/07/12	88888	16789	KRONABETTER, JULIE R
1	1004798		\$127.93	03/07/12	88888	10637	KUGLER, JULIE
1	1004799		\$18.26	03/07/12	88888	14243	LAQUA, NANCY A
1	1004800		\$61.66	03/07/12	88888	17324	MALONE, MEGGAN J
1	1004801		\$87.80	03/07/12	88888	12230	MCCOOL, MOLLY
1	1004802		\$49.44	03/07/12	88888	13426	MILINOVICH, CHRIS M
1	1004803		\$69.43	03/07/12	88888	8180	NORDMARK, PAMELA J
1	1004804		\$35.24	03/07/12	88888	16669	PETTINELLI, STEPHEN M
1	1004805		\$73.70	03/07/12	88888	16669	PETTINELLI, STEPHEN M
1	1004806		\$107.81	03/07/12	88888	16103	PILNEY, MAUREEN A
1	1004807		\$300.00	03/07/12	88888	7347	SCHOLL, KELLY L
1	1004808		\$42.84	03/07/12	88888	7347	SCHOLL, KELLY L
1	1004809		\$57.00	03/07/12	88888	16016	SCHWENN, JEFFREY A
1	1004810		\$21.19	03/07/12	88888	10911	SILVERS, KATHRYN
1	1004811		\$144.69	03/07/12	88888	4356	SIMON, GLENN D.
1	1004812		\$133.34	03/07/12	88888	14533	SLONEKER, ANGELA
1	1004813		\$36.41	03/07/12	88888	10823	SMOLKE, ANGELA S C
1	1004814		\$24.42	03/07/12	88888	17569	TAYLOR, WILLIE
1	1004815		\$14.65	03/07/12	88888	17569	TAYLOR, WILLIE
1	1004816		\$107.55	03/07/12	88888	17289	THOMPSON, LINDEE G
1	1004817		\$260.00	03/07/12	88888	8269	VANDERWOUDE, LORALIE A
1	1004818		\$76.12	03/07/12	88888	13445	WENDLING, KATHRYN
1	1004819		\$141.01	03/07/12	88888	16543	WILLIAMS, ROXANNE J
1	1004820		\$59.01	03/07/12	88888	184	WOLF, PATRICIA ANNE
Check Count	235	Grand Total	\$19,644.27				



**Agenda II B-5
March 22, 2012**

TO: Dr. Randall Clegg, Superintendent
FROM: Lisa K. Rider, Executive Director of Business Services
DATE: March 22, 2012
RE: Budget Analysis for the Month Ending February, 2012

RECOMMENDATION: That the Board accept the Budget Analysis for the month ending February 29, 2012

The February Budget Reports are presented for Board information and review. The reports indicate that year-to-date expenditures plus encumbrances in all funds total \$84,115,198.58 or 8534*% of the Adopted Budget. Year-to-date revenue in all funds total \$90,046,599.01 or 61.06 % of the Revised Budget.

Additional financial reports and summaries are provided to allow monthly monitoring of the budget. With respect to Revenue, we are furnishing two reports:

Revenue Summary By Fund
Revenue Summary By Source

Four expenditure reports are included in the board packet as follows:

Expenditure Summary By Fund
Expenditure By Object
Expenditure By Program
Expenditure By Building

All of the reports show last year's actual figures, this year's budget and this year's activity to date. Additional detail is available upon request.

To assist the Board in monitoring monthly financial activity and to help identify budget-to-actual deviations, graphs have been developed as follows:

Cash and Investments By Month for Last year and Current year
General Fund Revenues Year-to-Date for Last year and Current year
All Funds Revenue Year-to-Date for Last year and Current year
General Fund Expenditures Year-to-Date for Last year and Current year
All Funds Expenditure Year-to-Date for Last year and Current year

All of the reports and graphs are presented on a monthly basis together with comments regarding identified deviations or unanticipated occurrences. I would be glad to answer any questions regarding these reports.

REPORT: EXPREV 003 REVENUES - SUMMARY BY FUND

RUN: TUE 032712 09:06 PAGE 1

DIST 0191 Burnsville-Eagan-Savage ISD191 STATEMENT OF REVENUE
 ACCOUNTING PERIOD 02/01/12 TO 02/29/12

ACCT STATUS: Active and Next Year Accts

ACCOUNT RANGES: 01 TO 99-999

FD	PRIOR YEAR ACTUAL	REVISED BUDGET	02/01/12 02/29/12	FISCAL YEAR 201107 RECEIVED THRU 02/29/12	REMAINING ON 02/29/12	PERCENT REMAINING
01 GENERAL	114,767,560.60	108,215,137	7,932,295.48	82,739,097.48	25,476,039.52	23.54 %
02 FOOD SERVICE	4,470,206.54	4,401,423	501,783.96	2,499,929.72	1,901,493.28	43.20 %
04 COMMUNITY SERVICE	6,533,763.04	5,978,778	423,041.10	3,522,534.81	2,456,243.19	41.08 %
06 CAPITAL PROJECTS	16,910,670.09	40,000	14.51	3,500.67	36,499.33	91.24 %
07 DEBT SERVICE	6,910,581.06	7,349,812	21,831.68	131,002.78	7,218,809.22	98.21 %
08 FLEX BENEFIT FUND	841,936.15	850,000	39,059.25	448,467.16	401,532.84	47.23 %
09 SCHOLARSHIP FUND	58,064.11	32,250	5,442.85	7,942.85	24,307.15	75.37 %
11 RHEAUME EDUCATIONAL FUND	6.93	50	0.00	0.00	50.00	100.00 %
12 K ROGERS SCHOLARSHIP	6.55	0	0.00	0.00	0.00	0.00 %
15 CAFE	117,893.09	115,000	15,615.18	77,595.45	37,404.55	32.52 %
20 ISF - DENTAL	898,012.39	961,500	0.00	0.00	961,500.00	100.00 %
21 ISF - POST RETIREMENT BENEFITS	1,150,250.75	1,157,500	0.00	0.00	1,157,500.00	100.00 %
22 ISF - HEALTH SELECT 105	15,348,336.77	15,503,000	0.00	0.00	15,503,000.00	100.00 %
25 OPEB REVOCABLE TRUST	947,880.15	1,205,000	130,358.75	616,528.09	588,471.91	48.83 %
47 POST EMPLOYMENT BENEFITS	1,634,512.19	1,662,320	0.00	0.00	1,662,320.00	100.00 %
*** REPORT TOTALS:	170,589,680.41	147,471,770	9,069,442.76	90,046,599.01	57,425,170.99	38.93 %

BURNSVILLE-EAGAN-SAVAGE

Independent School District 191

DISTRICT REVENUES

BY

SOURCE

WITHIN FUND

February, 2012

REPORT: EXPREV 134 REVENUES - SUMMARY SOURCE WITHIN FUND
 STATEMENT OF REVENUE
 DIST 0191 Burnsville-Eagan-Savage ISD191 ACCOUNTING PERIOD 02/01/12 TO 02/29/12

RUN: WED 032812 13:55 PAGE 1

ACCT STATUS: Active and Next Year Accts		ACCOUNT RANGES: 01 TO 99-999-999-999-999				FISCAL YEAR 201107	
SRC FD	PRIOR YEAR	REVISED BUDGET	02/01/12	RECEIVED	REMAINING ON 02/29/12	PERCENT REMAINING	>
001 01	ACTUAL	BUDGET	02/29/12	THRU 02/29/12			
001 MAINTENANCE LEVY	21,188,276.58	19,688,500	0.00	18,710,057.81	978,442.19	4.96 %	
004 TAX INCREMENT FINANCE - TIF	3,349.13	0	0.00	0.00	0.00	0.00 %	
009 FISCAL DISPARITIES	2,929,717.50	3,120,042	0.00	0.00	3,120,042.00	100.00 %	
010 COUNTY APPORTIONMENT	223,587.72	0	0.00	0.00	0.00	0.00 %	
019 MISC LOCAL TAXES	9,688.28	0	0.00	2,263.73	2,263.73-	0.00 %	
020 PROPERTY TAX SHIFT	8,132,867.68	8,100,000	0.00	0.00	8,100,000.00	100.00 %	
021 TUITION MN SCHL DIST	175,477.09	0	12,156.28	55,449.77	55,449.77-	0.00 %	
050 FEES	570,634.46	0	43,488.90	339,593.19	339,593.19-	0.00 %	
060 ADMISSION	225,246.35	0	5,856.00	124,096.86	124,096.86-	0.00 %	
071 MEDICAL ASSIST REVENUE	210,788.56	220,000	40,027.93	185,168.22	34,831.78	15.83 %	
092 INTEREST EARNINGS	20,594.06	20,500	5.58	4,981.77	15,518.23	75.69 %	
093 RENTAL OF FACILITIES	166,728.38	170,000	40,518.80	127,643.55	42,356.45	24.91 %	
096 GIFTS & BEQUESTS	283,139.74	250,000	19,930.99	122,447.05	127,552.95	51.02 %	
099 MISC LOCAL REVENUE	673,823.34	632,000	68,224.87	436,578.12	195,421.88	30.92 %	
201 ENDOWMENT AID	292,499.04	0	0.00	155,163.62	155,163.62-	0.00 %	
211 GENERAL EDUCATION AID	64,113,960.36	64,036,671	6,758,613.25	50,693,566.97	13,343,104.03	20.83 %	
213 FND AID-SHARED TIME	28,028.28	20,000	0.00	34,945.68	14,945.68-	74.72-%	

SRC FD	PRIOR YEAR ACTUAL	REVIS ^d BUDGET	02/01/12 02/29/12	FISCAL YEAR 201107 RECEIVED THRU 02/29/12	REMAINING ON 02/29/12	PERCENT REMAINING
227 01	1,886.71	0	0.00	565.78	565.78-	0.00 %
234	242,162.95	243,888	0.00	207,419.29	36,468.71	14.95 %
258	2,390.07	2,391	0.00	2,047.61	343.39	14.36 %
299	8,132,867.68-	8,100,000-	0.00	0.00	8,100,000.00-	100.00 %
300	3,381,037.21	1,588,497	95,018.06	1,590,486.42	1,989.42-	0.12-%
360	12,416,066.26	11,647,569	575,022.93	6,945,011.32	4,702,557.68	40.37 %
369	30,329.00	0	300.00	8,930.36	8,930.36-	0.00 %
370	80,992.00	15,000	0.00	16,640.00	1,640.00-	10.93-%
400	5,404,205.50	6,088,806	268,837.11	2,694,465.61	3,394,340.39	55.74 %
405	143,046.37	141,273	0.00	25,373.69	115,899.31	82.03 %
621	102,486.76	100,000	4,294.78	50,006.17	49,993.83	49.99 %
625	1,847,418.90	230,000	0.00	206,194.89	23,805.11	10.35 %
*** 01 GENERAL	114,767,560.60	108,215,137	7,932,295.48	82,739,097.48	25,476,039.52	23.54 %

SRC FD	PRIOR YEAR ACTUAL	REVIS ED BUDGET	02/01/12 02/29/12	FISCAL YEAR 201107 RECEIVED THRU 02/29/12	REMAINING ON 02/29/12	PERCENT REMAINING
092 02						
092 INTEREST	1,320.04	0	0.00	0.00	0.00	0.00 %
099 MISC LOCAL REVENUE	5,726.97	0	98.00	3,347.56	3,347.56-	0.00 %
319 STATE AID	170,730.85	152,911	19,115.87	90,847.08	62,063.92	40.58 %
400 FED AID & GRANTS	27,636.42	0	0.00	0.00	0.00	0.00 %
471 FEDERAL AID	284,966.69	203,700	16,560.40	160,221.53	43,478.47	21.34 %
472 FREE/REDUCED AID	1,263,322.34	1,304,197	170,972.30	743,027.46	561,169.54	43.02 %
473 COMMODITY CASH REBATES	91,206.87	80,000	18,367.87	31,810.18	48,189.82	60.23 %
474 COMMODITY DIST PROG	161,397.54	135,000	0.00	0.00	135,000.00	100.00 %
475 SPECIAL MILK PROGRAM	1,826.87	1,815	363.06	1,785.95	29.05	1.60 %
476 FED SCH BREAKFAST PRG	404,955.22	385,960	56,190.54	248,887.13	137,072.87	35.51 %
477 CASH IN LIEU/COMMODY	2,856.79	0	0.00	0.00	0.00	0.00 %
601 SALES TO PUPILS	1,945,202.55	2,041,298	214,207.80	1,180,783.69	860,514.31	42.15 %
606 SALES TO ADULTS	43,242.60	46,842	5,252.00	27,072.00	19,770.00	42.20 %
608 SPEC FUNCTION-FOOD	64,334.54	49,700	656.12	10,298.39	39,401.61	79.27 %
621 SALE SVCS/RESALE MAT	184.75	0	0.00	198.75	198.75-	0.00 %
622 SALE OF MATERIALS	245.50	0	0.00	800.00	800.00-	0.00 %
624 SALE OF EQUIPMENT	1,050.00	0	0.00	850.00	850.00-	0.00 %
*** 02 FOOD SERVICE	4,470,206.54	4,401,423	501,783.96	2,499,929.72	1,901,493.28	43.20 %

SRC FD	PRIOR YEAR ACTUAL	REVIS ^d BUDGET	02/01/12 02/29/12	FISCAL YEAR 201107 RECEIVED THRU 02/29/12	REMAINING ON 02/29/12	PERCENT REMAINING
001 04	815,359.18	969,935	0.00	0.00	969,935.00	100.00 %
001 MAINTENANCE LEVY						
004 TAX INCREMENT FINANCE - TIF	133.49	0	0.00	0.00	0.00	0.00 %
009 FISCAL DISPARITIES	113,924.48	0	0.00	0.00	0.00	0.00 %
019 MISC LOCAL TAXES	503.95	0	0.00	0.00	0.00	0.00 %
020 PROPERTY TAX SHIFT	474,436.90	474,437	0.00	0.00	474,437.00	100.00 %
040 TUITION FROM PATRONS	4,256,112.88	3,534,200	386,465.03	2,689,414.60	844,785.40	23.90 %
050 FEES	29,469.94	34,000	717.00	22,188.60	11,811.40	34.73 %
060 ADMISSIONS	2,607.85	2,750	0.00	1,171.70	1,578.30	57.39 %
092 INTEREST EARNINGS	1,088.97	5,000	0.00	0.00	5,000.00	100.00 %
093 RENT-SCHL FACILITIES	68,931.90	45,600	3,760.91	25,021.08	20,578.92	45.12 %
096 GIFTS & BEQUESTS	63,094.07	58,000	3,250.00	27,632.54	30,367.46	52.35 %
099 MISC LOCAL REVENUE	106,913.86	94,942	5,251.25	16,694.17	78,247.83	82.41 %
227 ABATEMENT AID	202.34	0	0.00	60.58	60.58-	0.00 %
234 HOMESTEAD MKT VAL CREDIT	46,165.88	0	0.00	0.00	0.00	0.00 %
258 STATE-OTHER CREDITS	456.41	0	0.00	0.00	0.00	0.00 %
299 STATE AID ADJUSTMENT	474,436.90-	474,437-	0.00	0.00	474,437.00-	100.00 %
300 STATE-AID & GRANTS	854,913.31	823,753	23,480.91	699,748.97	124,004.03	15.05 %

SRC FD	PRIOR YEAR ACTUAL	REVIS ED BUDGET	02/01/12 02/29/12	FISCAL YEAR 201107 RECEIVED THRU 02/29/12	REMAINING ON 02/29/12	PERCENT REMAINING
301 04						
301 NONPUBLIC AID	110,939.42	124,610	0.00	27,743.68	96,866.32	77.73 %
400 FED AID & GRANTS	43,047.00	79,619	0.00	0.00	79,619.00	100.00 %
477 CASH IN LIEU/COMMODY	0.00	500	0.00	0.00	500.00	100.00 %
621 MAT PUR FOR RESALE	19,898.11	22,000	116.00	11,944.89	10,055.11	45.70 %
622 SALE OF MATERIALS	0.00	500	0.00	914.00	414.00-	82.80-%
649 TRANSFER FROM OTH FD	0.00	183,369	0.00	0.00	183,369.00	100.00 %
*** 04 COMMUNITY SERVICE	6,533,763.04	5,978,778	423,041.10	3,522,534.81	2,456,243.19	41.08 %

SRC FD	PRIOR YEAR ACTUAL	REVISED BUDGET	02/01/12 02/29/12	FISCAL YEAR 201107 RECEIVED THRU 02/29/12	REMAINING ON 02/29/12	PERCENT REMAINING
092 06	6,743.64	40,000	14.51	3,500.67	36,499.33	91.24 %
092 INTEREST EARNINGS						
631 SALE-CONSTRUCTION BONDS	16,903,926.45	0	0.00	0.00	0.00	0.00 %
*** 06 CAPITAL PROJECTS	16,910,670.09	40,000	14.51	3,500.67	36,499.33	91.24 %

REPORT: EXPREV 134 REVENUES - SUMMARY SOURCE WITHIN FUND
STATEMENT OF REVENUE
DIST 0191 Burnsville-Eagan-Savage ISD191 ACCOUNTING PERIOD 02/01/12 TO 02/29/12

RUN: WED 032812 13:55 PAGE 7

SRC FD	PRIOR YEAR ACTUAL	REVIS ED BUDGET	02/01/12 02/29/12	FISCAL YEAR 201107 RECEIVED THRU 02/29/12	REMAINING ON 02/29/12	PERCENT REMAINING
001 07						
001 MAINTENANCE LEVY	5,774,479.86	7,329,812	0.00	0.00	7,329,812.00	100.00 %
004 TAX INCREMENT FINANCE - TIF	590.54	0	0.00	0.00	0.00	0.00 %
009 FISCAL DISPARITIES	804,339.15	0	0.00	0.00	0.00	0.00 %
019 MISC LOCAL TAXES	2,229.45	0	0.00	0.00	0.00	0.00 %
092 INTEREST EARNINGS	1,600.37	20,000	0.00	0.00	20,000.00	100.00 %
234 HOMESTEAD MKT VAL CREDIT	325,325.81	0	21,831.68	129,793.12	129,793.12-	0.00 %
258 STATE-OTHER CREDITS	2,015.88	0	0.00	1,209.66	1,209.66-	0.00 %
*** 07 DEBT SERVICE	6,910,581.06	7,349,812	21,831.68	131,002.78	7,218,809.22	98.21 %

SRC FD	PRIOR YEAR ACTUAL	FISCAL YEAR 201107			REMAINING ON 02/29/12	PERCENT REMAINING
		REVISED BUDGET	02/01/12 TO 02/29/12	RECEIVED THRU 02/29/12		
099 08						
099 MISC LOCAL REVENUE	841,936.15	850,000	39,059.25	448,467.16	401,532.84	47.23 %
*** 08 FLEX BENEFIT FUND	841,936.15	850,000	39,059.25	448,467.16	401,532.84	47.23 %

DIST 0191 Burnsville-Eagan-Savage ISD191 STATEMENT OF REVENUE
 ACCOUNTING PERIOD 02/01/12 TO 02/29/12

SRC FD	PRIOR YEAR ACTUAL	REVISED BUDGET	02/01/12 TO 02/29/12	FISCAL YEAR 201107 RECEIVED THRU 02/29/12	REMAINING ON 02/29/12	PERCENT REMAINING
092 09						
092 INTEREST EARNINGS	130.66	250	0.00	0.00	250.00	100.00 %
096 GIFTS	52,933.45	27,000	442.85	2,942.85	24,057.15	89.10 %
099 MISC LOCAL REVENUE	5,000.00	5,000	5,000.00	5,000.00	0.00	0.00 %
*** 09 SCHOLARSHIP FUND	58,064.11	32,250	5,442.85	7,942.85	24,307.15	75.37 %

REPORT: EXPREV 134 REVENUES - SUMMARY SOURCE WITHIN FUND
 STATEMENT OF REVENUE
 DIST 0191 Burnsville-Eagan-Savage ISD191 ACCOUNTING PERIOD 02/01/12 TO 02/29/12

RUN: WED 032812 13:55 PAGE 10

SRC FD	PRIOR YEAR ACTUAL	REVISED BUDGET	FISCAL YEAR 201107		REMAINING ON 02/29/12	PERCENT REMAINING
			02/01/12 TO 02/29/12	RECEIVED THRU 02/29/12		
092 11	6.93	50	0.00	0.00	50.00	100.00 %
092 INTEREST EARNINGS	6.93	50	0.00	0.00	50.00	100.00 %
*** 11 RHEAUME EDUCATIONAL FUND						

REPORT: EXPREV 134 REVENUES - SUMMARY SOURCE WITHIN FUND
STATEMENT OF REVENUE
DIST 0191 Burnsville-Eagan-Savage ISD191 ACCOUNTING PERIOD 02/01/12 TO 02/29/12

RUN: WED 032812 13:55 PAGE 11

SRC FD	PRIOR YEAR ACTUAL	FISCAL YEAR 201107				REMAINING ON 02/29/12	PERCENT REMAINING
		REVISED BUDGET	02/01/12 TO 02/29/12	RECEIVED THRU 02/29/12			
092 12							
092 INTEREST EARNINGS	6.55	0	0.00	0.00	0.00	0.00 %	
*** 12 K ROGERS SCHOLARSHIP	6.55	0	0.00	0.00	0.00	0.00 %	

REPORT: EXPREV 134 REVENUES - SUMMARY SOURCE WITHIN FUND
 STATEMENT OF REVENUE
 DIST 0191 Burnsville-Eagan-Savage ISD191 ACCOUNTING PERIOD 02/01/12 TO 02/29/12

RUN: WED 032812 13:55 PAGE 12

SRC FD 099 15	PRIOR YEAR ACTUAL	FISCAL YEAR 201107			REMAINING ON 02/29/12	PERCENT REMAINING
		REVISED BUDGET	02/01/12 02/29/12	RECEIVED THRU 02/29/12		
099 MISC LOCAL REVENUE	117,893.09	115,000	15,615.18	77,595.45	37,404.55	32.52 %
*** 15 CAFE	117,893.09	115,000	15,615.18	77,595.45	37,404.55	32.52 %

SRC FD	PRIOR YEAR ACTUAL	FISCAL YEAR 201107			REMAINING ON 02/29/12	PERCENT REMAINING
		REVISED BUDGET	02/01/12 TO 02/29/12	RECEIVED THRU 02/29/12		
092 INTEREST EARNINGS	999.95	1,500	0.00	0.00	1,500.00	100.00 %
099 MISC LOCAL REVENUE	897,012.44	960,000	0.00	0.00	960,000.00	100.00 %
*** 20 ISF - DENTAL	898,012.39	961,500	0.00	0.00	961,500.00	100.00 %

REPORT: EXPREV 134 REVENUES - SUMMARY SOURCE WITHIN FUND
 STATEMENT OF REVENUE
 DIST 0191 Burnsville-Eagan-Savage ISD191 ACCOUNTING PERIOD 02/01/12 TO 02/29/12

RUN: WED 032812 13:55 PAGE 14

SRC FD	PRIOR YEAR ACTUAL	REVIS ED BUDGET	02/01/12 02/29/12	FISCAL YEAR 201107 RECEIVED THRU 02/29/12	REMAINING ON 02/29/12	PERCENT REMAINING
092 21	3,400.75	7,500	0.00	0.00	7,500.00	100.00 %
092 INTEREST EARNINGS						
099 MISC LOCAL REVENUE	1,146,850.00	1,150,000	0.00	0.00	1,150,000.00	100.00 %
*** 21 ISF - POST RETIREMENT BENEFIT	1,150,250.75	1,157,500	0.00	0.00	1,157,500.00	100.00 %

SRC FD	PRIOR YEAR ACTUAL	REVISED BUDGET	FISCAL YEAR 201107		REMAINING ON 02/29/12	PERCENT REMAINING
			02/01/12 TO 02/29/12	RECEIVED THRU 02/29/12		
092 22	2,935.85	3,000	0.00	0.00	3,000.00	100.00 %
092 INTEREST EARNINGS						
099 MISC LOCAL REVENUE	15,345,400.92	15,500,000	0.00	0.00	15,500,000.00	100.00 %
*** 22 ISF - HEALTH SELECT 105	15,348,336.77	15,503,000	0.00	0.00	15,503,000.00	100.00 %

SRC FD	PRIOR YEAR ACTUAL	REVIS BUDGET	02/01/12 02/29/12	FISCAL YEAR 201107 RECEIVED THRU 02/29/12	REMAINING ON 02/29/12	PERCENT REMAINING
092 25						
092 INTEREST REVENUE	437,392.94	385,000	85,496.71	258,830.40	126,169.60	32.77 %
616 RETIREE CONT TO POST EMP TRUST	510,487.21	820,000	44,862.04	357,697.69	462,302.31	56.37 %
*** 25 OPEB REVOCABLE TRUST	947,880.15	1,205,000	130,358.75	616,528.09	588,471.91	48.83 %

SRC FD	PRIOR YEAR ACTUAL	REVIS ED BUDGET	02/01/12 02/29/12	FISCAL YEAR 201107 RECEIVED THRU 02/29/12	REMAINING ON 02/29/12	PERCENT REMAINING
001 47						
001 MAINTENANCE LEVY	1,362,580.92	1,657,320	0.00	0.00	1,657,320.00	100.00 %
009 FISCAL DISPARITIES	191,894.08	0	0.00	0.00	0.00	0.00 %
092 INTEREST EARNINGS	330.50	5,000	0.00	0.00	5,000.00	100.00 %
234 HOMESTEAD MKT VAL CREDIT	77,743.64	0	0.00	0.00	0.00	0.00 %
258 STATE-OTHER CREDITS	1,963.05	0	0.00	0.00	0.00	0.00 %
*** 47 POST EMPLOYMENT BENEFITS	1,634,512.19	1,662,320	0.00	0.00	1,662,320.00	100.00 %
*** REPORT TOTALS:	170,589,680.41	147,471,770	9,069,442.76	90,046,599.01	57,425,170.99	38.93 %

STATEMENT OF EXPENDITURES
 DIST 0191 Burnsville-Eagan-Savage ISD191 ACCOUNTING PERIOD 02/01/12 TO 02/29/12

ACCT STATUS: Active and Next Year Accts

ACCOUNT RANGES: 01- TO 99-

FD	PRIOR YEAR ACTUAL	REVISD BUDGET	02/01/12 02/29/12	EXPENDE THRU 02/29/12	FISCAL YEAR 201107 ENCUMBERED THRU 02/29/12	REMAINING ON 02/29/12	PERCENT REMAINING
01 GENERAL	106,706,065.09	103,353,556	7,969,293.03	54,710,193.93	338,248.39	48,305,113.68	46.73 %
02 FOOD SERVICE	4,331,050.98	4,576,388	404,404.14	2,587,251.27	0.01	1,989,136.72	43.46 %
03 TRANSPORTATION	6,557,762.00	6,568,891	528,328.72	3,220,260.71		3,348,630.29	50.97 %
04 COMMUNITY SERVICE	6,422,725.97	5,986,897	437,154.99	3,269,899.54	2,796.26	2,714,201.20	45.33 %
06 CAPITAL PROJECTS	2,915,650.87	11,770,000	46,522.91	7,926,583.75	949,481.98	2,893,934.27	24.58 %
07 DEBT SERVICE	7,658,255.25	7,489,579	350.00	7,486,180.69		3,398.31	0.04 %
08 FLEX BENEFIT FUND	841,812.96	846,750	93,997.80	486,520.56		360,229.44	42.54 %
09 SCHOLARSHIP FUND	60,895.25	42,000	1,097.00	8,478.83		33,521.17	79.81 %
11 RHEAUME EDUCATIONAL FUND	2,058.50	0	0.00	0.00		0.00	0.00 %
15 CAFE	113,193.77	110,264	11,599.43	68,661.92		41,602.08	37.72 %
20 ISF - DENTAL	957,211.60	980,300	102,889.89	646,110.27		334,189.73	34.09 %
21 ISF - POST RETIREMENT BENEFITS	328,002.00-	1,000,000	0.00	14,649.60		985,350.40	98.53 %
22 ISF - HEALTH SELECT 105	16,051,224.50	15,500,000	0.00	0.00		15,500,000.00	100.00 %
25 OPEB REVOCABLE TRUST	1,335,974.06	1,358,100	111,085.24	912,630.56		445,469.44	32.80 %
47 POST EMPLOYMENT BENEFITS	987,650.00	1,578,400	0.00	1,578,850.00		450.00-	0.02-%
*** REPORT TOTALS:	154,613,528.80	161,161,125	9,706,723.15	82,916,271.63	1,290,526.64	76,954,326.73	47.74 %

BURNSVILLE-EAGAN-SAVAGE

Independent School District 191

DISTRICT EXPENDITURE BUDGET

BY

OBJECT

WITHIN FUND

February, 2012

REPORT: EXPREV 345 EXP SUMMARY - OBJECT(OBJ) BY FUND
 STATEMENT OF EXPENDITURES
 DIST 0191 Burnsville-Eagan-Savage ISD191 ACCOUNTING PERIOD 02/01/12 TO 02/29/12

RUN: WED 032812 14:01 PAGE 1

ACCT STATUS:	Active and Next Year Accts		ACCOUNT RANGES:		01 TO 99-999		FISCAL YEAR 201107			
OBJ FD	PRIOR YEAR ACTUAL	REVISED BUDGET	02/01/12 THRU 02/29/12	EXPENDED THRU 02/29/12	ENCUMBERED THRU 02/29/12	REMAINING ON 02/29/12	PERCENT REMAINING			
100 SALARY CONTINGENCY	0.00	1,404,772	0.00	0.00		1,404,772.00	100.00 %			
101 SALARIES PAYABLE	0.00-	0	1,200.00-	5,865.94		5,865.94-	0.00 %			
110 ADMINISTRATION/SUPERVISION	4,495,154.06	4,508,745	614,136.46	3,204,264.28		1,304,480.72	28.93 %			
117 MANAGERIAL-OPERATIONS	303,170.00	303,170	25,264.16	202,113.28		101,056.72	33.33 %			
120 ECFE/SCHOOL READINESS COOR	0.00	0	3,410.48	3,410.48		3,410.48-	0.00 %			
140 LICENSED CLASSROOM	34,294,645.93	32,565,873	2,702,267.58	17,623,802.31		14,942,070.69	45.88 %			
141 NON-LIC - CLASSROOM	662,368.26	602,206	45,420.05	272,977.38		329,228.62	54.67 %			
143 LIC - CLASSROOM SUPPORT	6,033,327.96	5,285,273	442,258.80	2,860,725.69		2,424,547.31	45.87 %			
144 NON-LIC - CLASSROOM SUPPORT	752,097.10	1,015,790	73,981.62	473,398.14		542,391.86	53.39 %			
145 SUBSTITUTE TEACHERS	1,203,076.62	1,500	24,115.74	81,760.06		80,260.06-	5350.67-%			
146 SUBSTITUTE NON-LIC INSTRUCT	232,636.33	161,070	5,322.07	26,658.68		134,411.32	83.44 %			
151 OCCUPATIONAL THERAPIST	556,156.78	440,008	36,667.24	256,010.36		183,997.64	41.81 %			
152 SPEECH/LANGUAGE PATHOLOGIST	1,492,954.23	1,433,235	110,917.20	748,177.14		685,057.86	47.79 %			
154 SCHOOL NURSE	611,243.96	629,724	48,718.88	330,123.04		299,600.96	47.57 %			
156 SCHOOL SOCIAL WORKER	234,047.50	258,729	21,560.68	140,144.42		118,584.58	45.83 %			
157 SCHOOL PSYCHOLOGIST	666,907.82	535,160	44,778.40	296,715.89		238,444.11	44.55 %			
161 EA PERSONAL CARE ASSISTANT	2,627,244.20	2,325,590	190,262.97	1,132,286.72		1,193,303.28	51.31 %			

OBJ FD	PRIOR YEAR ACTUAL	< - - - - REVISED BUDGET	02/01/12 02/29/12	FISCAL YEAR 201107 EXPENDED THRU 02/29/12	ENCUMBERED THRU 02/29/12	REMAINING ON 02/29/12	PERCENT REMAINING
162 ONE TO ONE EA	296,837.13	295,411	24,582.49	148,078.11		147,332.89	49.87 %
163 EMPLOYEE INTERPRETER	1,272.50	2,000	0.00	930.00		1,070.00	53.50 %
165 SCHOOL COUNSELOR	663,536.45	718,701	58,663.00	379,598.80		339,102.20	47.18 %
170 SEC-CLERICAL-OTHER	2,960,131.33	3,027,346	238,707.68	1,772,413.07		1,254,932.93	41.45 %
171 TEMPORARY & OVERTIME	234,248.78	74,778	10,119.73	137,434.80		62,656.80-	83.79-%
172 TECHNOLOGY SALARIES	186,585.39	148,926	11,689.24	102,545.53		46,380.47	31.14 %
174 CUSTODIAL SALARIES	3,368,215.78	3,383,025	275,511.56	2,214,893.51		1,168,131.49	34.52 %
175 CULTURAL LIASION	168,047.59	65,569	8,797.96	46,579.92		18,989.08	28.96 %
176 DRIVERS SALARIES	55,874.63	41,148	2,924.50	33,876.74		7,271.26	17.67 %
178 CAFETERIA SALARIES	6,913.10	0	0.00	0.00		0.00	0.00 %
179 DAPE SPECIALISTS	401,639.21	364,329	28,470.66	190,518.10		173,810.90	47.70 %
185 LIC INSTR - OTHER	3,696,621.66	1,678,259	104,396.91	1,079,488.96		598,770.04	35.67 %
186 NON-LIC INSTR - OTHER	592,036.03	515,558	48,082.05	315,931.81		199,626.19	38.72 %
191 SEVERANCE PAY	1,150,000.01	1,000,000	0.00	0.00		1,000,000.00	100.00 %
195 CHARGEBACK SALARIES	48,000.00-	0	0.00	0.00		0.00	0.00 %
199 OFFICIALS-JUDGE-TIMEKPRS	29,406.62	0	54.00	108.00		108.00-	0.00 %
** TOTAL OBJ SERIES: 100-199 SALARIES AND WAGES	67,928,396.96	62,785,895	5,199,882.11	34,080,831.16		28,705,063.84	45.71 %

OBJ FD	PRIOR YEAR ACTUAL	REVISD BUDGET	02/01/12 02/29/12	FISCAL YEAR 201107 EXPENDED THRU 02/29/12	ENCUMBERED THRU 02/29/12	REMAINING ON 02/29/12	PERCENT REMAINING
201 01	79,649.56	20,000	300.00	30,259.51		10,259.51-	51.29-%
201 TUITION REIMBURSEMENT							
210 FICA	4,862,303.62	4,551,883	366,547.21	2,464,237.20		2,087,645.80	45.86 %
214 PERA	926,569.18	862,789	73,330.03	528,906.23		333,882.77	38.69 %
218 TRA	2,936,646.33	2,794,065	229,475.98	1,574,052.52		1,220,012.48	43.66 %
220 HEALTH INSURANCE	10,818,483.02	10,537,511	846,440.09	5,466,994.56		5,070,516.44	48.11 %
230 LIFE INSURANCE	108,398.73	78,816	6,673.80	42,509.16		36,306.84	46.06 %
235 DENTAL INSURANCE	609,636.82	583,696	51,612.85	328,643.69		255,052.31	43.69 %
240 LONG TERM DISABILITY	345,993.28	331,396	27,222.28	173,633.98		157,762.02	47.60 %
250 TSA MATCH	656,767.40	695,546	54,915.35	374,165.36		321,380.64	46.20 %
251 HEALTH REIMBURSEMENT	8,584.25	782	0.00	0.00		782.00	100.00 %
252 HEALTH SAVINGS PLAN	100,433.59	0	63,251.40-	0.00		0.00	0.00 %
253 TSA - DISTRICT MATCH	154,488.85	0	61,242.60-	0.00		0.00	0.00 %
270 WORKERS COMP INS	355,423.09	359,274	26,249.80	198,023.14		161,250.86	44.88 %
280 REEMPLOYMENT COMP INS	241,593.26	700,000	161,625.37	508,948.80		191,051.20	27.29 %
295 EMPLOYEE BENEFITS CHGBK	12,000.00-	0-	0.00	0.00		0.00	0.00 %
** TOTAL OBJ SERIES: 200-299 EMPLOYEE BENEFITS	22,192,970.98	21,515,758	1,719,898.76	11,690,374.15		9,825,383.85	45.66 %
300 PURCHASED SERVICES CONTINGENCY	0.00	420,000-	0.00	0.00		420,000.00-	100.00 %

OBJ FD	PRIOR YEAR ACTUAL	REVISED BUDGET	02/01/12 02/29/12	FISCAL YEAR 201107 EXPENDED THRU 02/29/12	ENCUMBERED THRU 02/29/12	REMAINING ON 02/29/12	PERCENT REMAINING
303 01							
303 FED AWARDS UNDER \$25,000	338,059.51	697,731	97,593.74	140,185.93		557,545.07	79.90 %
304 FED AWARDS OVER \$25,000	66,444.85	236,433	65,785.09	84,685.35	54,400.00	97,347.65	41.17 %
305 PROF & TECH SERV	1,602,475.25	3,424,287	62,022.08	793,671.07	66,502.38	2,564,113.55	74.88 %
307 SPED SUB TEACHER (KELLY SER)	0.00	359,000	35,135.35	136,786.78		222,213.22	61.89 %
310 SCHOOL BOARD PER DIEM	42,600.00	41,600	3,550.00	27,400.00		14,200.00	34.13 %
311 SUBSTITUTE TEACHER (KELLY SER)	0.00	664,000	72,380.78	471,482.72		192,517.28	28.99 %
319 OTHER PERSONAL SERVICES	113,714.82	66,750	16,255.82	104,604.86	4,690.00	42,544.86-	63.73-%
320 COMMUNICATION SERVICES	232,800.84	276,872	14,162.44	175,885.49	12,000.00	88,986.51	32.13 %
321 PHONE-LONG DISTANCE	1,611.35	2,500	696.09	1,506.73		993.27	39.73 %
325 INTERDEPT POSTAGE	36,994.43	51,310	1,150.17	43,864.09		7,445.91	14.51 %
329 POSTAGE & PARCEL SERVICES	19,111.35	47,731	850.73-	12,469.44		35,261.56	73.87 %
330 ELECTRICITY	935,097.32	886,000	80,677.86	462,602.58		423,397.42	47.78 %
331 WATER & SEWER	199,709.11	251,000	13,754.91	119,928.92		131,071.08	52.21 %
332 FIRM GAS	197,776.42	143,750	15,705.49	172,527.16		28,777.16-	20.01-%
333 INTERRUPTIBLE GAS	346,665.84	423,500	51,381.75	159,199.89		264,300.11	62.40 %
334 REFUSE REMOVAL	53,879.21	40,000	4,491.84	34,834.51		5,165.49	12.91 %
340 PROPERTY/LIABILITY INSURANCE	210,020.44	491,000	17,060.00	234,936.75		256,063.25	52.15 %

OBJ FD	PRIOR YEAR ACTUAL	REVISED BUDGET	02/01/12 02/29/12	FISCAL YEAR 201107 EXPENDED THRU 02/29/12	ENCUMBERED THRU 02/29/12	REMAINING ON 02/29/12	PERCENT REMAINING
350 01							
350 REPAIRS/MAINT SERVICES	162,009.11	245,113	13,809.96	131,324.34	14,155.21	99,633.45	40.64 %
351 REPAIR/MAINT - BLDG	651,483.84	376,450	17,172.77	234,001.94	3,550.00	138,898.06	36.89 %
352 REPAIR/MAINT VEHICLE	7,266.11	14,000	337.38	5,560.60		8,439.40	60.28 %
353 REPAIR/MAINT - SITE	37,685.26	5,572	2,150.00	11,066.81		5,494.81-	98.61-%
357 DEAF INTERPRETER	948.00	0	0.00	360.00		360.00-	0.00 %
358 CONSULTANT INTERPERTER	61,559.50	48,110	1,333.75	34,196.85		13,913.15	28.91 %
360 TRANS-CONTRACTS	987.48	1,000	149.50	281.50		718.50	71.85 %
361 TRANS-CONTRACTS	206,011.06	31,090	20,369.76	112,767.80		81,677.80-	262.71-%
363 SNOW REMOVAL	211,225.72	12,000	13,842.50	31,715.50		19,715.50-	164.29-%
365 TRANS-FUEL CHARGBACK	26,042.97	31,570	3,947.06	16,653.61		14,916.39	47.24 %
366 TRAVEL/CONFERENCES	297,238.90	256,756	30,036.94	173,772.55	2,380.00	80,603.45	31.39 %
368 FEDERAL OUT-OF-STATE TRAVEL	2,137.05	8,500	3,035.00	4,707.14		3,792.86	44.62 %
369 ENTRY FEES/STUDENT TRAV ALLOW	205.00	400	0.00	205.00		195.00	48.75 %
370 RENTALS & LEASES	941,001.32	733,719	46,644.88	492,503.24		241,215.76	32.87 %
380 ADVERTISING	20,828.03	19,400	2,061.67	7,882.72		11,517.28	59.36 %
381 PRINTING-BINDING	54,468.42	71,101	1,992.65	43,600.55	67.00	27,433.45	38.58 %
385 INTERDEPT PRINTING	85.65-	3,375	0.00	4,031.62		656.62-	19.45-%

OBJ FD	PRIOR YEAR ACTUAL	REVISED BUDGET	02/01/12 02/29/12	FISCAL YEAR 201107 EXPENDED THRU 02/29/12	ENCUMBERED THRU 02/29/12	REMAINING ON 02/29/12	PERCENT REMAINING
389 01							
389 STAFF TUITION-OTHER REIMB	5,000.37	0	2,076.90	659.82		659.82-	0.00 %
390 TUITION-MN ISD	553,759.29	705,000	8,569.80	349,023.06		355,976.94	50.49 %
391 COST SHARING PAYMTS-MN ISD	20,610.04	30,000	0.00	0.00		30,000.00	100.00 %
392 TUITION - OUT OF STATE	12,297.54	10,000	0.00	7,638.58		2,361.42	23.61 %
393 SPEC ED CONTRACTED SERVICES	9,318.90	30,000	0.00	2,506.14		27,493.86	91.64 %
394 REGIST/ENTRY FEES	496,607.77	251,500	53,117.63	193,065.71		58,434.29	23.23 %
396 SALARIES	237,118.47	246,200	0.00	0.00		246,200.00	100.00 %
397 BENEFITS	0.00	75,000	0.00	0.00		75,000.00	100.00 %
398 MISC CHARGEBACK	120,641.00-	110,000-	0.00	110,000.00-		0.00	0.00-%
** TOTAL OBJ SERIES: 300-399 PURCHASED SERVICES	8,292,044.24	10,779,320	771,600.83	4,924,097.35	157,744.59	5,697,478.06	52.85 %
400 SUPPLIES CONTINGENCY	0.00	423,993	0.00	0.00		423,993.00	100.00 %
401 GENERAL SUPPLIES	955,622.26	1,899,474	80,483.32	566,309.03	42,853.13	1,290,311.84	67.92 %
402 XEROX SUPPLIES	11,169.37	14,850	1,723.90	6,098.30	688.00	8,063.70	54.30 %
410 CUSTODIAL SUPPLIES	319,919.25	306,500	32,886.78	256,978.36		49,521.64	16.15 %
411 GROUNDS SUPPLIES	45,042.16	24,500	414.96	19,042.77		5,457.23	22.27 %
412 OPERATIONS UNIFORMS	13,850.23	15,000	0.00	14,647.45		352.55	2.35 %
420 REPAIR SUPPLIES	192,754.26	42,750	5,567.80	48,312.60	1,588.62	7,151.22-	16.72-%

REPORT: EXPREV 345 EXP SUMMARY - OBJECT(OBJ) BY FUND
 STATEMENT OF EXPENDITURES
 DIST 0191 Burnsville-Eagan-Savage ISD191 ACCOUNTING PERIOD 02/01/12 TO 02/29/12

RUN: WED 032812 14:01 PAGE 7

OBJ FD	PRIOR YEAR ACTUAL	REVISED BUDGET	02/01/12 02/29/12	FISCAL YEAR 201107 EXPENDED THRU 02/29/12	ENCUMBERED THRU 02/29/12	REMAINING ON 02/29/12	PERCENT REMAINING
421 REPAIR PARTS - BLDG	16,298.34	65,408	3,212.45	36,504.29		28,903.71	44.18 %
422 REPAIR PARTS - VEHICLES	13,505.92	7,000	57.94	8,500.21		1,500.21-	21.43-%
423 REPAIR PARTS - SITE	0.00	5,642	430.75	430.75		5,211.25	92.36 %
430 INSTRUCT SUPPLIES	437,235.26	506,958	51,218.29	289,304.12	10,254.53	207,399.35	40.91 %
433 INDIVID INSTR MATERIALS	171,189.67	246,962	2,463.25	56,704.16	1,879.64	188,378.20	76.27 %
437 PROPANE	493.74	7,500	0.00	0.00		7,500.00	100.00 %
438 FUEL OIL	31,410.03	0	0.00	9,644.78		9,644.78-	0.00 %
442 GAS/OIL - VEHICLES	18,022.18	18,200	768.96	27,078.43		8,878.43-	48.78-%
450 MATERIALS FOR RESALE	82,057.94	7,800	1,528.00	26,651.59	219.00	19,070.59-	244.49-%
460 TEXT & WORKBOOKS	469,300.32	768,525	963.72	301,171.32		467,353.68	60.81 %
461 STANDARDIZED TESTS	103,345.64	124,585	725.54	125,914.39	45.00	1,374.39-	1.10-%
470 MEDIA RESOURCES	57,754.29	78,779	8,128.95	31,918.27	13,524.03	33,336.70	42.31 %
480 AUDIO VISUAL AIDS	1,249.29	1,200	258.70	16,048.48		14,848.48-	1237.37-%
489 PERIODICALS-PAPERS	17,382.02	14,973	149.00	9,152.52	143.98	5,676.50	37.91 %
490 FOOD	54,836.81	28,460	4,646.27	23,125.51	54.56	5,279.93	18.55 %
499 WAREHOUSE INVENTORY ADJ	12,511.71-	0	0.00	11,690.77		11,690.77-	0.00 %
** TOTAL OBJ SERIES: 400-499 SUPPLIES AND MATR'LS	2,999,927.27	4,609,059	195,628.58	1,885,228.10	71,250.49	2,652,580.41	57.55 %

OBJ FD	PRIOR YEAR ACTUAL	REVISED BUDGET	02/01/12 02/29/12	FISCAL YEAR 201107 EXPENDED THRU 02/29/12	ENCUMBERED THRU 02/29/12	REMAINING ON 02/29/12	PERCENT REMAINING
500 01							
500 CAPITAL CONTINGENCY	0.00	8,000	0.00	0.00		8,000.00	100.00 %
510 SITE IMPROVEMENTS	18,743.80	0	0.00	4,041.78		4,041.78-	0.00 %
520 BLDG ACQUISTION & CONSTRUCTION	1,837,248.67	234,451	0.00	94,200.44	0.02	140,250.54	59.82 %
530 EQUIPMENT PURCHASED	252,129.27	346,897	1,475.00	271,063.44	44,429.69	31,403.87	9.05 %
533 OTH EQUIP-DIRECT INSTRUCTION	69,496.06	62,490	0.00	1,110.19		61,379.81	98.22 %
550 OTHER VEHICLES PURCHASED	0.00	3,500	0.00	0.00		3,500.00	100.00 %
555 TECHNOLOGY EQUIPMENT	1,180,381.63	1,220,852	45,308.78	668,336.12	25,213.60	527,302.28	43.19 %
556 TECH EQUIP-SP ED DIRECT INSTR	306,278.52	76,480	0.00	12,064.43		64,415.57	84.22 %
580 PRINCIPAL ON CERTIFICATES	512,471.72	473,771	0.00	344,035.59		129,735.41	27.38 %
581 INTEREST ON CERT OF PART	219,626.03	224,955	0.00	122,183.40		102,771.60	45.68 %
590 OTHER CAPITAL EXPENSE	55,137.94	2,469	51.00	32,312.27		29,843.27-	1208.71-%
** TOTAL OBJ SERIES: 500-599 CAPITAL EXPENDITURES	4,451,513.64	2,653,865	46,834.78	1,549,347.66	69,643.31	1,034,874.03	38.99 %
740 INTEREST EXPENSE	0.00	10,000	0.00	0.00		10,000.00	100.00 %
** TOTAL OBJ SERIES: 700-799 DEBT SERVICE	0.00	10,000	0.00	0.00		10,000.00	100.00 %
820 DUES, MBRSHPS, LICENSES & FEES	187,615.64	181,084	35,447.97	133,330.27	39,610.00	8,143.73	4.49 %
821 REGIONAL MEM DUES	447,108.00	460,206	0.00	373,063.00		87,143.00	18.93 %
896 TAXES AND SPECIAL ASSESSMENTS	106,832.36	88,000	0.00	71,178.24		16,821.76	19.11 %

OBJ FD	PRIOR YEAR ACTUAL	REVISED BUDGET	02/01/12 02/29/12	FISCAL YEAR 201107 EXPENDED THRU 02/29/12	ENCUMBERED THRU 02/29/12	REMAINING ON 02/29/12	PERCENT REMAINING
898 01							
898 STUDENT SCHOLARSHIPS	99,656.00	87,000	0.00	2,744.00		84,256.00	96.84 %
** TOTAL OBJ SERIES: 800-899 OTHER EXPENDITURES	841,212.00	816,290	35,447.97	580,315.51	39,610.00	196,364.49	24.05 %
910 TRANSFERS TO OTHER FUNDS	0.00	183,369	0.00	0.00		183,369.00	100.00 %
** TOTAL OBJ SERIES: 900-999 OTHER FINANCING USES	0.00	183,369	0.00	0.00		183,369.00	100.00 %
*** 01 GENERAL	106,706,065.09	103,353,556	7,969,293.03	54,710,193.93	338,248.39	48,305,113.68	46.73 %
110 ADMIN/SUPERVISION	160,739.29	160,631	13,273.00	107,155.17		53,475.83	33.29 %
170 SEC-CLERICAL-OTHER	42,370.64	25,000	0.00	0.00		25,000.00	100.00 %
171 CASUAL & OVERTIME	7,002.38	0	0.00	0.00		0.00	0.00 %
175 SALARY TRANSFERS-CLERICAL	27,673.34	0	0.00	0.00		0.00	0.00 %
176 DRIVERS SALARIES	18,702.95	4,843	0.00	4,841.60		1.40	0.02 %
177 SUBSTITUTE CAFETERIA SALARIES	27,416.33	24,705	4,216.06	15,237.81		9,467.19	38.32 %
178 CAFETERIA SALARIES	1,282,172.19	1,279,153	106,128.79	647,737.30		631,415.70	49.36 %
** TOTAL OBJ SERIES: 100-199 SALARIES AND WAGES	1,566,077.12	1,494,332	123,617.85	774,971.88		719,360.12	48.13 %
210 FICA	114,739.37	110,317	9,048.42	57,705.15		52,611.85	47.69 %
214 PERA	108,537.76	101,410	8,696.85	55,107.65		46,302.35	45.65 %
220 HEALTH INSURANCE	251,589.40	255,612	19,754.36	118,445.12		137,166.88	53.66 %
230 LIFE INSURANCE	2,720.94	3,331	264.45	1,578.77		1,752.23	52.60 %
235 DENTAL INSURANCE	13,371.70	13,560	1,183.48	7,588.07		5,971.93	44.04 %

OBJ FD	PRIOR YEAR ACTUAL	REVISED BUDGET	02/01/12 02/29/12	FISCAL YEAR 201107 EXPENDED THRU 02/29/12	ENCUMBERED THRU 02/29/12	REMAINING ON 02/29/12	PERCENT REMAINING
240 LONG TERM DISABILITY	6,659.31	6,577	513.48	3,326.69		3,250.31	49.41 %
250 TSA MATCH	20,323.19	17,361	1,409.28	9,385.89		7,975.11	45.93 %
252 HEALTH SAVINGS PLAN	1,438.78	0	0.00	0.00		0.00	0.00 %
260 OTHER EMPLOYEES BENEFITS	8,835.62	9,160	230.00	8,540.99		619.01	6.75 %
270 WORKERS COMP INS	2,545.96	20,000	0.00	0.00		20,000.00	100.00 %
** TOTAL OBJ SERIES: 200-299 EMPLOYEE BENEFITS	530,762.03	537,328	41,100.32	261,678.33		275,649.67	51.30 %
305 PROF & TECH SERV	2,900.00	8,000	0.00	0.00		8,000.00	100.00 %
325 INTERDEPT POSTAGE	3,848.06	4,500	39.90	4,433.46		66.54	1.47 %
329 POSTAGE & PARCEL SERVICES	36.73	1,000	0.00	40.00		960.00	96.00 %
334 REFUSE REMOVAL	41,775.33	50,000	3,488.06	25,059.49		24,940.51	49.88 %
350 REPAIR/MAINT SERVICES	21,651.36	40,000	386.87	29,046.62		10,953.38	27.38 %
366 TRAVEL - BUSINESS	7,946.73	13,000	335.11	5,338.34		7,661.66	58.93 %
380 ADVERTISING	0.00	0	106.47	106.47		106.47-	0.00 %
385 INTERDEPT PRINTING	4.32	0	0.00	5.42		5.42-	0.00 %
398 MISC CHARGEBACK	110,000.00	110,000	0.00	110,000.00		0.00	0.00 %
** TOTAL OBJ SERIES: 300-399 PURCHASED SERVICES	188,162.53	226,500	4,356.41	174,029.80		52,470.20	23.16 %
401 GENERAL SUPPLIES	131,148.84	137,811	14,598.57	97,497.32		40,313.68	29.25 %

OBJ FD	PRIOR YEAR ACTUAL	REVISED BUDGET	02/01/12 02/29/12	FISCAL YEAR 201107 EXPENDED THRU 02/29/12	ENCUMBERED THRU 02/29/12	REMAINING ON 02/29/12	PERCENT REMAINING
490 02							
490 FOOD	1,410,577.62	1,615,638	188,540.63	1,025,832.30		589,805.70	36.50 %
491 COMMODITIES USED	161,397.54	135,000	0.00	0.00		135,000.00	100.00 %
495 MILK	229,918.74	174,779	28,120.39	135,233.13		39,545.87	22.62 %
** TOTAL OBJ SERIES: 400-499 SUPPLIES AND MATR'LS	1,933,042.74	2,063,228	231,259.59	1,258,562.75		804,665.25	39.00 %
530 EQUIPMENT PURCHASE	83,132.12	240,000	4,019.97	111,172.31		128,827.69	53.67 %
555 TECHNOLOGY EQUIPMENT	25,414.86	10,000	0.00	6,294.20	0.01	3,705.79	37.05 %
** TOTAL OBJ SERIES: 500-599 CAPITAL EXPENDITURES	108,546.98	250,000	4,019.97	117,466.51	0.01	132,533.48	53.01 %
820 DUES & MEMBERSHIPS	4,459.58	5,000	50.00	542.00		4,458.00	89.16 %
** TOTAL OBJ SERIES: 800-899 OTHER EXPENDITURES	4,459.58	5,000	50.00	542.00		4,458.00	89.16 %
*** 02 FOOD SERVICE	4,331,050.98	4,576,388	404,404.14	2,587,251.27	0.01	1,989,136.72	43.46 %
110 ADMIN/SUPERVISION	42,103.04	5,666	0.00	0.00-		5,666.00	100.00 %
144 NON-LIC SUPPORT	44,831.44	79,627	8,279.74	48,166.45		31,460.55	39.50 %
170 SEC-CLERICAL-OTHER	108,199.89	84,522	6,989.69	50,278.13		34,243.87	40.51 %
171 CASUAL & OVERTIME	10,008.81	9,000	46.27	3,197.18		5,802.82	64.47 %
185 LIC INSTR - OTHER	1,329.21	0	0.00	0.00		0.00	0.00 %
186 NON-LIC INSTR - OTHER	343.10	0	8.14	593.75		593.75-	0.00 %
** TOTAL OBJ SERIES: 100-199 SALARIES AND WAGES	206,815.49	178,815	15,323.84	102,235.51		76,579.49	42.82 %
210 FICA	15,090.44	12,651	1,099.31	7,325.69		5,325.31	42.09 %
214 PERA	14,524.20	11,377	1,110.95	7,338.06		4,038.94	35.50 %

OBJ FD	PRIOR YEAR ACTUAL	REVISED BUDGET	02/01/12 TO 02/29/12	FISCAL YEAR 201107 EXPENDED THRU 02/29/12	ENCUMBERED THRU 02/29/12	REMAINING ON 02/29/12	PERCENT REMAINING
218 03	400.57	433	0.00	0.00-		433.00	100.00 %
218 TRA							
220 HEALTH INSURANCE	39,846.96	39,746	4,150.76	27,368.67		12,377.33	31.14 %
230 LIFE INSURANCE	436.78	349	37.70	238.05		110.95	31.79 %
235 DENTAL INSURANCE	2,031.60	5,892	208.02	1,315.33		4,576.67	77.67 %
240 LONG TERM DISABILITY	1,157.04	783	82.52	540.35		242.65	30.98 %
250 TSA MATCH	2,877.74	1,758	204.96	1,358.93		399.07	22.70 %
251 HEALTH REIMBURSEMENT	43.41	0	0.00	0.00		0.00	0.00 %
270 WORKERS COMP INS	0.00	487	0.00	0.00		487.00	100.00 %
** TOTAL OBJ SERIES: 200-299 EMPLOYEE BENEFITS	76,408.74	73,476	6,894.22	45,485.08		27,990.92	38.09 %
305 PROF & TECH SERV	6,480.00	3,000	24,584.00	34,584.00		31,584.00	1052.80-%
325 INTERDEPT POSTAGE	2,976.96	3,000	0.45	2,164.28		835.72	27.85 %
329 POSTAGE & PARCEL	1,831.22	1,000	0.00	0.00		1,000.00	100.00 %
350 REPAIRS-MAINT SERV	216.00	500	0.00	466.00		34.00	6.80 %
361 TRAN - CONTRACTS	5,398,291.93	2,810,000	416,553.46	2,604,733.16		205,266.84	7.30 %
362 EXP IN LIEU OF TRANS	90,151.94	140,000	0.00	3,753.92		136,246.08	97.31 %
363 SNOW REMOVAL	32,127.53	110,000	0.00	0.00		110,000.00	100.00 %
365 TRAN - FUEL CHGBK	28,886.70-	2,525,000	4,092.16-	21,206.49-		2,546,206.49	100.83 %

OBJ FD	PRIOR YEAR ACTUAL	REVISED BUDGET	02/01/12 TO 02/29/12	FISCAL YEAR 201107 EXPENDED THRU 02/29/12	ENCUMBERED THRU 02/29/12	REMAINING ON 02/29/12	PERCENT REMAINING
366 03							
366 TRAVEL-BUSINESS	1,008.31	5,400	0.00	33.08		5,366.92	99.38 %
381 PRINTING-BINDING	2,796.00	6,000	0.00	3,860.62		2,139.38	35.65 %
385 INTERDEPT PRINTING	81.33	500	0.00	15.21		484.79	96.95 %
** TOTAL OBJ SERIES: 300-399 PURCHASED SERVICES	5,507,074.52	5,604,400	437,045.75	2,628,403.78		2,975,996.22	53.10 %
401 GENERAL SUPPLIES	8,650.87	7,000	1,393.44	6,154.81		845.19	12.07 %
442 GAS/OIL-VEHICLE	751,622.16	700,000	67,671.47	432,723.67		267,276.33	38.18 %
489 PERIODICALS-PAPERS	217.00	200	0.00	0.00		200.00	100.00 %
** TOTAL OBJ SERIES: 400-499 SUPPLIES AND MATR'LS	760,490.03	707,200	69,064.91	438,878.48		268,321.52	37.94 %
555 TECHNOLOGY EQUIPMENT	981.30	0	0.00	0.00		0.00	0.00 %
** TOTAL OBJ SERIES: 500-599 CAPITAL EXPENDITURES	981.30	0	0.00	0.00		0.00	0.00 %
820 DUES & MEMBERSHIPS	5,991.92	5,000	0.00	5,257.86		257.86-	5.15-%
** TOTAL OBJ SERIES: 800-899 OTHER EXPENDITURES	5,991.92	5,000	0.00	5,257.86		257.86-	5.15-%
*** 03 TRANSPORTATION	6,557,762.00	6,568,891	528,328.72	3,220,260.71		3,348,630.29	50.97 %
100 SALARY CONTINGENCY	0.00	395,440	0.00	0.00		395,440.00	100.00 %
101 SALARIES PAYABLE	0.00-	0	0.00	502.46		502.46-	0.00 %
110 ADMIN/SUPERVISION	455,243.73	235,444	14,828.60	118,628.80		116,815.20	49.61 %
120 ECFE/SCHOOL READINESS COOR	125,102.65	131,766	10,980.52	87,844.16		43,921.84	33.33 %
140 LIC CLASSROOM	702,894.33	787,397	66,231.48	462,639.91		324,757.09	41.24 %
141 NON-LIC CLASSROOM	1,241,780.24	1,056,128	83,323.58	655,184.92		400,943.08	37.96 %

REPORT: EXPREV 345 EXP SUMMARY - OBJECT(OBJ) BY FUND
 STATEMENT OF EXPENDITURES
 DIST 0191 Burnsville-Eagan-Savage ISD191 ACCOUNTING PERIOD 02/01/12 TO 02/29/12

RUN: WED 032812 14:01 PAGE 14

OBJ FD	PRIOR YEAR ACTUAL	REVISED BUDGET	02/01/12 02/29/12	FISCAL YEAR 201107 EXPENDED THRU 02/29/12	ENCUMBERED THRU 02/29/12	REMAINING ON 02/29/12	PERCENT REMAINING
143 04							
143 LIC CLASSROOM SUPPORT	11,812.78	23,240	1,934.96	12,577.24		10,662.76	45.88 %
145 LICENSED SUBSTITUTE - DAILY	213.57	2,000	0.00	2,339.46		339.46-	16.97-%
154 SCHOOL NURSE	25,493.63	25,494	2,124.46	13,808.99		11,685.01	45.83 %
170 SEC-CLERICAL-OTHER	229,753.71	248,027	15,169.04	122,582.32		125,444.68	50.57 %
171 CASUAL & OVERTIME	39,046.44	75,000	419.32	8,437.85		66,562.15	88.74 %
175 SAL TRANSFERS-CLERICAL	51,559.18	0	0.00	0.00		0.00	0.00 %
176 DRIVERS SALARIES	4,675.79	1,211	0.00	1,210.41		0.59	0.04 %
179 OTHER SALARIES	1,423.45	0	278.63	1,827.50		1,827.50-	0.00 %
185 LIC INSTRUCT - OTHER	219,392.51	174,104	27,484.98	96,082.63		78,021.37	44.81 %
186 NON-LIC INSTR - OTHER	927,060.25	731,078	63,278.18	497,734.99		233,343.01	31.91 %
195 CHARGEBACK SALARIES	48,000.00	48,000	0.00	0.00		48,000.00	100.00 %
** TOTAL OBJ SERIES: 100-199 SALARIES AND WAGES	4,083,452.26	3,934,329	286,053.75	2,081,401.64		1,852,927.36	47.09 %
201 TUITION REIMB	9,552.94	1,200	0.00	2,080.00		880.00-	73.33-%
210 FICA	296,669.11	246,067	21,247.88	153,676.95		92,390.05	37.54 %
214 PERA	162,196.66	109,201	10,934.81	82,545.99		26,655.01	24.40 %
218 TRA	73,822.61	73,355	6,917.61	47,106.29		26,248.71	35.78 %
220 HEALTH INSURANCE	538,348.21	467,646	36,030.18	261,067.06		206,578.94	44.17 %

OBJ FD	PRIOR YEAR ACTUAL	REVISED BUDGET	02/01/12 02/29/12	FISCAL YEAR 201107 EXPENDED THRU 02/29/12	ENCUMBERED THRU 02/29/12	REMAINING ON 02/29/12	PERCENT REMAINING
230 LIFE INSURANCE	4,319.89	3,070	246.12	1,813.81		1,256.19	40.91 %
235 DENTAL INSURANCE	29,606.95	30,596	2,415.94	17,228.21		13,367.79	43.69 %
240 LONG TERM DISABILITY	15,560.82	13,238	1,070.14	8,002.07		5,235.93	39.55 %
250 TSA MATCH	19,333.84	18,118	1,466.22	10,786.58		7,331.42	40.46 %
251 HEALTH REIMBURSEMENT	1,866.47	0	0.00	0.00		0.00	0.00 %
252 HEALTH SAVINGS PLAN	4,529.21	0	0.00	0.00		0.00	0.00 %
270 WORKERS COMP INS	14,339.52	23,000	114.59	1,780.78		21,219.22	92.25 %
295 EMPLOYEE BENEFITS	12,000.00	12,000	0.00	0.00		12,000.00	100.00 %
** TOTAL OBJ SERIES: 200-299 EMPLOYEE BENEFITS	1,182,146.23	997,491	80,443.49	586,087.74		411,403.26	41.24 %
305 PROF & TECH SERVICES	472,562.35	328,750	20,729.04	203,755.44		124,994.56	38.02 %
311 PROF & TECH SERVICES	0.00	0	960.26	9,762.53		9,762.53	0.00 %
319 OTHER PERS SERV	723.50	100	0.00	0.00		100.00	100.00 %
320 COMMUNICATION SERVICES	5,339.14	6,200	365.83	2,938.74		3,261.26	52.60 %
325 INTERDEPT POSTAGE	8,591.48	8,510	178.16	4,420.40		4,089.60	48.05 %
329 POSTAGE & PARCEL	416.43	4,750	18.00	762.74		3,987.26	83.94 %
330 ELECTRICITY	0.00	46,000	0.00	0.00		46,000.00	100.00 %
331 WATER & SEWER	0.00	3,500	0.00	0.00		3,500.00	100.00 %

OBJ FD	PRIOR YEAR ACTUAL	REVISED BUDGET	02/01/12 02/29/12	FISCAL YEAR 201107 EXPENDED THRU 02/29/12	ENCUMBERED THRU 02/29/12	REMAINING ON 02/29/12	PERCENT REMAINING
332 04	0.00	15,000	0.00	0.00		15,000.00	100.00 %
332 NATURAL GAS							
334 REFUSE REMOVAL	10,443.83	9,800	871.86	6,264.71		3,535.29	36.07 %
350 REPAIRS-MAINT SERV	43,998.74	60,200	0.00	36,483.09		23,716.91	39.39 %
351 REPAIR-MAINT - BLDG	0.00	0	0.00	8,186.00		8,186.00-	0.00 %
361 TRANS CONTRACTS	27,584.30	36,250	293.88	17,958.73		18,291.27	50.45 %
365 TRANS FUEL CHGBK	2,843.73	3,100	145.10	4,499.63		1,399.63-	45.14-%
366 TRAVEL-BUSINESS	12,497.68	10,600	245.17	5,919.91		4,680.09	44.15 %
370 RENTALS & LEASES	19,283.35	15,200	2,013.71	14,033.37		1,166.63	7.67 %
380 ADVERTISING	650.00	4,200	0.00	655.00		3,545.00	84.40 %
381 PRINTING-BINDING	117,286.96	75,210	257.96	63,717.82		11,492.18	15.28 %
394 REGIST/ENTRY FEES	84,134.83	76,200	8,582.49	30,724.12		45,475.88	59.67 %
398 MISC CHARGEBACK	10,641.00	46,827	0.00	0.00		46,827.00	100.00 %
** TOTAL OBJ SERIES: 300-399 PURCHASED SERVICES	816,997.32	750,397	34,661.46	410,082.23		340,314.77	45.35 %
401 GENERAL SUPPLIES	109,602.79	77,850	21,001.92	74,396.84	16.00	3,437.16	4.41 %
430 INSTRUCT SUPPLIES	12,172.28	15,000	920.81	12,735.57		2,264.43	15.09 %
433 INDIVID INSTR MAT	4,139.59	3,000	244.20	3,247.38		247.38-	8.24-%
450 MATERIALS FOR RESALE	13,622.05	10,000	3,183.44	10,188.07	2,762.86	2,950.93-	29.50-%

OBJ FD	PRIOR YEAR ACTUAL	REVISED BUDGET	02/01/12 TO 02/29/12	FISCAL YEAR 201107 EXPENDED THRU 02/29/12	ENCUMBERED THRU 02/29/12	REMAINING ON 02/29/12	PERCENT REMAINING
460 04							
460 TEXT & WORKBOOKS	23,896.54	38,650	17.20	17,491.87	17.40	21,140.73	54.69 %
461 STANDARDIZED TESTS	0.00	7,000	0.00	0.00		7,000.00	100.00 %
489 PERIODIALS-PAPERS	618.99	1,300	0.00	0.00		1,300.00	100.00 %
490 FOOD	136,882.20	115,405	9,737.70	58,173.87		57,231.13	49.59 %
495 MILK	0.00	10,000	650.18	4,583.84		5,416.16	54.16 %
** TOTAL OBJ SERIES: 400-499 SUPPLIES AND MATR'LS	300,934.44	278,205	35,755.45	180,817.44	2,796.26	94,591.30	34.00 %
530 EQUIP PURCH - NEW	2,940.80	6,600	0.00	92.50		6,507.50	98.59 %
555 TECHNOLOGY EQUIPMENT	9,103.96	6,500	62.74	121.69		6,378.31	98.12 %
590 OTHER CAP [SOFTWARE]	22,917.86	6,000	0.00	8,374.30		2,374.30	39.57 %
** TOTAL OBJ SERIES: 500-599 CAPITAL EXPENDITURES	34,962.62	19,100	62.74	8,588.49		10,511.51	55.03 %
820 DUES & MEMBERSHIPS	4,233.10	6,375	178.10	2,922.00		3,453.00	54.16 %
899 MISC EXPENSES	0.00	1,000	0.00	0.00		1,000.00	100.00 %
** TOTAL OBJ SERIES: 800-899 OTHER EXPENDITURES	4,233.10	7,375	178.10	2,922.00		4,453.00	60.37 %
*** 04 COMMUNITY SERVICE	6,422,725.97	5,986,897	437,154.99	3,269,899.54	2,796.26	2,714,201.20	45.33 %
305 PROF & TECH SERV	979,477.96	1,291,000	27,446.50	289,589.21	35,945.76	965,465.03	74.78 %
** TOTAL OBJ SERIES: 300-399 PURCHASED SERVICES	979,477.96	1,291,000	27,446.50	289,589.21	35,945.76	965,465.03	74.78 %
510 SITE IMPROVEMENTS	0.00	25,000	0.00	34,112.46		9,112.46	36.44 %
520 BUILDING CONSTRUCTION	1,936,172.91	10,454,000	19,076.41	7,602,882.08	913,536.22	1,937,581.70	18.53 %
** TOTAL OBJ SERIES: 500-599 CAPITAL EXPENDITURES	1,936,172.91	10,479,000	19,076.41	7,636,994.54	913,536.22	1,928,469.24	18.40 %
*** 06 CAPITAL PROJECTS	2,915,650.87	11,770,000	46,522.91	7,926,583.75	949,481.98	2,893,934.27	24.58 %

BURNSVILLE-EAGAN-SAVAGE

Independent School District 191

DISTRICT EXPENDITURES

BY

PROGRAM/DEPARTMENT

WITHIN FUND

February, 2012

REPORT: EXPREV 341 EXP SUMMARY - PROGRAMS (PRG) WITHIN FUND
 STATEMENT OF EXPENDITURES
 DIST 0191 Burnsville-Eagan-Savage ISD191 ACCOUNTING PERIOD 02/01/12 TO 02/29/12

RUN: WED 032812 13:57 PAGE 1

ACCT STATUS: Active and Next Year Accts		ACCOUNT RANGES: 01- TO 99-999		FISCAL YEAR 201107				
PRG	FD	PRIOR YEAR ACTUAL	REVISED BUDGET	02/01/12 TO 02/29/12	EXPENDED THRU 02/29/12	ENCUMBERED THRU 02/29/12	REMAINING ON 02/29/12	PERCENT REMAINING
010	01	118,570.52	160,770	9,055.89	84,231.11		76,538.89	47.60 %
020		294,371.32	298,210	26,323.98	202,419.66		95,790.34	32.12 %
030		14,021.87	223,035	18,253.04	147,013.30		76,021.70	34.08 %
050		4,116,522.23	4,743,988	335,170.24	2,545,828.65	2,961.21	2,195,198.14	46.27 %
**	TOTAL PRG SERIES: 000-099 ADMINISTRATION	4,543,485.94	5,426,003	388,803.15	2,979,492.72	2,961.21	2,443,549.07	45.03 %
105		186,925.54	177,323	21,546.64	114,069.91	27,865.25	35,387.84	19.95 %
110		1,299,989.55	1,293,202	100,159.80	853,614.67	536.97	439,050.36	33.95 %
130		319,223.57	434,393	21,580.53	266,423.28	12,000.00	155,969.72	35.90 %
140		728,280.13	756,588	22,783.79	593,054.16	16,025.42	147,508.42	19.49 %
150		11,158.20	20,000	3,440.14	3,913.74		16,086.26	80.43 %
160		834,957.06	810,010	313,451.12	754,415.36	67.00	55,527.64	6.85 %
170		37,674.12	46,900	723.82-	27,444.01		19,455.99	41.48 %
180		123,099.30	214,616	15,387.38	117,314.50	5,470.58	91,830.92	42.78 %
197		17,348.01	13,900	1,776.97	14,116.97	1,599.63	1,816.60-	13.06-%
198		0.00	0	170.00	265.00		265.00-	0.00 %
199		5,208.25	24,910	0.00	29,261.04		4,351.04-	17.46-%
**	TOTAL PRG SERIES: 100-199 DIST. SUPPORT SERV.	3,563,863.73	3,791,842	499,572.55	2,773,892.64	63,564.85	954,384.51	25.16 %

PRG FD	PRIOR YEAR ACTUAL	REVISED BUDGET	02/01/12 02/29/12	FISCAL YEAR 201107 EXPENDED THRU 02/29/12	ENCUMBERED THRU 02/29/12	REMAINING ON 02/29/12	PERCENT REMAINING
201 KINDERGARTEN	1,589,206.94	1,332,911	111,461.41	710,624.15	160.50	622,126.35	46.67 %
202 PRIMARY (1-3)	8,315,304.60	8,141,286	637,388.73	4,291,870.82	1,857.00	3,847,558.18	47.25 %
203 INTERMEDIATE (4-6)	10,215,616.58	12,376,533	902,944.80	5,781,395.72	10,669.36	6,584,467.92	53.20 %
204 TITLE II TEACHER TRAINING	271,982.06	311,706	22,600.05	77,261.38		234,444.62	75.21 %
205 TITLE III - LEP	210,179.77	142,106	8,711.31	66,990.90		75,115.10	52.85 %
208 ELE/SEC MIDDLE SCH'L	4,556.74	7,500	789.79	3,236.54		4,263.46	56.84 %
211 SECONDARY ED-GENERAL	4,708,772.50	5,600,137	368,736.00	2,237,367.65	52,599.65	3,310,169.70	59.10 %
212 ART	896,216.57	1,144,281	92,849.52	601,377.92	1,125.84	541,777.24	47.34 %
215 BUSINESS	108,321.45	122,677	9,898.02	68,668.53	678.00	53,330.47	43.47 %
216 TITLE I EDUCATIONALLY DISADVAN	1,167,435.76	1,412,860	212,903.78	680,751.84	56,019.70	676,088.46	47.85 %
217 ASSURANCE OF MASTERY	226,582.96	537,669	42,061.53	266,958.62		270,710.38	50.34 %
218 SCHOOL ENRICHMENT PROG	593,096.74	501,305	38,616.49	248,821.01		252,483.99	50.36 %
219 ESL	3,086,471.56	2,659,826	211,385.91	1,326,482.44		1,333,343.56	50.12 %
220 LANGUAGE ARTS	2,832,366.30	2,965,099	248,448.02	1,559,110.63	46.06	1,405,942.31	47.41 %
230 WORLD LANGUAGES	1,176,593.59	1,008,711	84,305.77	545,371.52	268.13	463,071.35	45.90 %
240 PHY ED-HEALTH-REC	2,086,707.30	1,952,912	161,954.76	1,043,704.05	2,718.22	906,489.73	46.41 %
250 FAMILY LIVING SCIENCE	151,192.50	131,409	12,317.97	70,098.52		61,310.48	46.65 %

PRG FD	PRIOR YEAR ACTUAL	REVISED BUDGET	02/01/12 TO 02/29/12	FISCAL YEAR 201107 EXPENDED THRU 02/29/12	ENCUMBERED THRU 02/29/12	REMAINING ON 02/29/12	PERCENT REMAINING
255 01	434,003.56	464,294	38,529.13	249,644.09	419.42	214,230.49	46.14 %
255 INDUSTRIAL EDUCATION							
256 MATHEMATICS	2,697,473.32	2,647,572	216,307.92	1,406,082.37	263.76	1,241,225.87	46.88 %
258 MUSIC	1,986,220.43	1,547,869	128,693.67	874,535.62	626.85	672,706.53	43.46 %
260 NATURAL SCIENCES	3,292,537.99	3,202,425	261,867.37	1,730,084.85	1,210.17	1,471,129.98	45.93 %
270 SOCIAL STUDIES	2,743,291.74	2,584,624	210,721.62	1,363,737.14	130.51	1,220,756.35	47.23 %
291 CO-CURRICULAR	593,349.19	411,142	47,893.51	331,908.98	5,230.35	74,002.67	17.99 %
292 BOYS/GIRLS ATHLETICS	433,727.76	562,906	16,809.64	300,232.53	17.50	262,655.97	46.66 %
294 BOYS ATHLETICS	502,700.32	344,395	38,937.10	289,545.24	764.64	54,085.12	15.70 %
296 GIRLS ATHLETICS	420,969.95	286,673	31,394.01	255,017.82		31,655.18	11.04 %
** TOTAL PRG SERIES: 200-299 REGULAR INSTRUCTION	50,744,878.18	52,400,828	4,158,527.83	26,380,880.88	134,805.66	25,885,141.46	49.39 %
311 DISTRIBUTIVE EDUCATION	6,273.76	0	0.00	19,503.87		19,503.87-	0.00 %
331 HOME ECONOMICS ED	353,781.03	314,436	25,202.89	162,989.50	525.21	150,921.29	47.99 %
341 BUSINESS & OFFICE ED	167,126.96	173,086	16,044.01	88,579.00	497.00	84,010.00	48.53 %
351 TECHNICAL EDUCATION	15,811.13	18,750	0.00	1,249.00		17,501.00	93.33 %
361 TRADE-INDUSTRIAL ED	139,611.06	99,530	8,201.79	52,714.15		46,815.85	47.03 %
380 SPECIAL NEEDS	521,867.23	622,763	50,197.05	315,851.29		306,911.71	49.28 %
399 VOCATIONAL-GENERAL	273,134.37	343,711	0.00	121,140.15		222,570.85	64.75 %
** TOTAL PRG SERIES: 300-399 VOCATIONAL INSTRUC.	1,477,605.54	1,572,276	99,645.74	762,026.96	1,022.21	809,226.83	51.46 %

PRG FD	PRIOR YEAR ACTUAL	REVISED BUDGET	02/01/12 TO 02/29/12	FISCAL YEAR 201107 EXPENDED THRU 02/29/12	ENCUMBERED THRU 02/29/12	REMAINING ON 02/29/12	PERCENT REMAINING
400 01	317,995.54	50,190-	9,448.52	53,611.00	90.70	103,891.70-	206.99 %
400 GENERAL SPECIAL ED							
401 SPEECH/LANGUAGE IMPAIRED	1,448,111.79	1,446,900	94,286.32	617,927.90		828,972.10	57.29 %
402 MMM MENTALLY IMP - MILD-MOD	1,413,584.77	1,172,629	94,814.59	643,028.51		529,600.49	45.16 %
403 MSMI MENTALLY IMP - MOD-SEVERE	979,963.16	1,230,331	108,388.47	630,592.32		599,738.68	48.74 %
404 PHYSICALLY IMPAIRED	444,497.06	422,399	26,845.45	168,003.84		254,395.16	60.22 %
405 DEAF-HARD OF HEARING	126,631.21	106,396	20.00	20.00		106,376.00	99.98 %
406 VISUALLY IMPAIRED	180,770.59	139,745	2,629.48	14,409.40		125,335.60	89.68 %
407 LD SPECIFIC LRNING DISABILITY	3,347,407.68	2,433,165	180,665.51	1,212,650.78	286.80	1,220,227.42	50.14 %
408 EBD EMOTION/BEHAVIOR DISORDER	4,382,881.75	3,803,396	336,044.45	1,997,476.52	0.01	1,805,919.47	47.48 %
410 OTHER HEALTH IMPAIRED	365,317.32	224,295	17,050.87	106,361.90		117,933.10	52.57 %
411 AUTISTIC	2,033,405.18	1,968,025	156,270.71	970,386.41	29.24	997,609.35	50.69 %
412 EARLY CHILDHOOD SPEC EDUCATION	3,176,915.26	2,947,185	238,340.44	1,598,357.63	1,244.91	1,347,582.46	45.72 %
414 TRAUMATIC BRAIN INJURY	0.00	120	0.00	0.00		120.00	100.00 %
416 SEVERELY MULTIPLY IMPAIRED	180.00	220	0.00	17.90		202.10	91.86 %
420 SPECIAL ED-GENERAL	2,907,447.30	3,007,277	183,740.58	1,303,834.16	2,656.39	1,700,786.45	56.55 %
430 HOMEBOUND	0.00	400	0.00	0.00		400.00	100.00 %
472 SP ED - HEALTH SERVICES	450,501.77	461,278	36,536.97	243,476.04		217,801.96	47.21 %

PRG FD	PRIOR YEAR ACTUAL	REVISED BUDGET	02/01/12 02/29/12	FISCAL YEAR 201107 EXPENDED THRU 02/29/12	ENCUMBERED THRU 02/29/12	REMAINING ON 02/29/12	PERCENT REMAINING
473 01							
473 SP ED - PSYCHOLOGICAL SERV	1,061,818.66	854,367	68,115.55	475,739.61		378,627.39	44.31 %
474 SP ED - SOCIAL WORK	45,212.18	3,000	0.00	44.13		2,955.87	98.52 %
** TOTAL PRG SERIES: 400-499 SPECIAL ED INSTRUCT.	22,682,641.22	20,170,938	1,553,197.91	10,035,938.05	4,308.05	10,130,691.90	50.22 %
520 BALC - DIPLOMA	191,783.42	191,328	40,550.32	158,903.41		32,424.59	16.94 %
** TOTAL PRG SERIES: 500-599 COMMUNITY ED & SERV	191,783.42	191,328	40,550.32	158,903.41		32,424.59	16.94 %
600	0.00	32,140-	0.00	0.00		32,140.00-	100.00 %
605 GENERAL INSTRUCT SUPPORT	1,378,718.88	1,301,634	108,672.15	823,343.92		478,290.08	36.74 %
610 CURR CONSULT/DEVELOP	1,930,757.05	1,770,279	88,412.42	507,601.16	39,610.01	1,223,067.83	69.08 %
620 EDUCATIONAL MEDIA	904,816.42	1,076,513	96,689.99	552,042.47	15,208.19	509,262.34	47.30 %
640 STAFF DEVELOPMENT	2,062,448.39	392,507	8,741.17	234,190.58	6,296.88	152,019.54	38.73 %
680 COMP ASSIST INSTRUCT	1,465,960.80	1,578,718	84,774.87	881,783.33	23,617.01	673,317.66	42.64 %
690 OTHR INSTR SUPP SERV	45,450.00	49,076	4,126.65	29,232.82		19,843.18	40.43 %
** TOTAL PRG SERIES: 600-699 INSTRUC SUPPORT SERV	7,788,151.54	6,136,587	391,417.25	3,028,194.28	84,732.09	3,023,660.63	49.27 %
710 COUNSELING/GUIDANCE	1,118,759.46	1,031,210	91,022.36	605,634.71	50.00	425,525.29	41.26 %
720 HEALTH SERVICES	888,258.02	872,104	69,555.77	476,120.34		395,983.66	45.40 %
740 ATTEND/SOC WORK SERV	615,769.00	732,702	17,109.70	325,334.41		407,367.59	55.59 %
760 PUPIL TRANSPORTATION	0.00	28,091	0.00	0.00		28,091.00	100.00 %
770 FOOD SERVICES	60,850.85	0	4,509.86	20,111.52	1,264.95	21,376.47-	0.00 %

PRG FD	PRIOR YEAR ACTUAL	REVISED BUDGET	02/01/12 TO 02/29/12	FISCAL YEAR 201107 EXPENDED THRU 02/29/12	ENCUMBERED THRU 02/29/12	REMAINING ON 02/29/12	PERCENT REMAINING
790 01							
790 OTHER PUPIL SUPPORT SERVICES	265,246.14	133,258	11,639.93	79,328.61	3,887.00	50,042.39	37.55 %
791 DIVERSITY/PEER LDRSHP	6,200.27	4,837	565.49	3,393.67		1,443.33	29.83 %
792 PUPIL APPRAISAL	405,523.85	383,090	20,892.19	306,565.31	45.00	76,479.69	19.96 %
** TOTAL PRG SERIES: 700-799 PUPIL SUPPORT SERV	3,360,607.59	3,185,292	215,295.30	1,816,488.57	5,246.95	1,363,556.48	42.80 %
810 OPERATIONS	7,258,907.21	7,104,971	625,235.15	4,536,714.23		2,568,256.77	36.14 %
811 MAINTENANCE	1,183,445.77	902,464	63,018.33	664,213.98	9,700.23	228,549.79	25.32 %
850 FACILITIES	3,700,674.51	1,786,658	42,928.89	1,331,837.94	31,907.14	422,912.92	23.67 %
** TOTAL PRG SERIES: 800-899 SITE, BUILDINGS, EQUIP	12,143,027.49	9,794,093	731,182.37	6,532,766.15	41,607.37	3,219,719.48	32.87 %
920 SHORT TERM DEBT	0.00	10,000	0.00	0.00		10,000.00	100.00 %
930 EMPLOYEE BENEFITS	0.00-	0	125,959.39-	6,673.52		6,673.52-	0.00 %
940 PROPERTY & OTHER INS	210,020.44	491,000	17,060.00	234,936.75		256,063.25	52.15 %
950 TRANSFERS	0.00	183,369	0.00	0.00		183,369.00	100.00 %
** TOTAL PRG SERIES: 900-999 FISCAL & OTHER FIXED	210,020.44	684,369	108,899.39-	241,610.27		442,758.73	64.69 %
*** 01 GENERAL	106,706,065.09	103,353,556	7,969,293.03	54,710,193.93	338,248.39	48,305,113.68	46.73 %
770 FOOD SERVICES	4,331,050.98	4,576,388	404,404.14	2,587,251.27	0.01	1,989,136.72	43.46 %
** TOTAL PRG SERIES: 700-799 PUPIL SUPPORT SERV	4,331,050.98	4,576,388	404,404.14	2,587,251.27	0.01	1,989,136.72	43.46 %
*** 02 FOOD SERVICE	4,331,050.98	4,576,388	404,404.14	2,587,251.27	0.01	1,989,136.72	43.46 %
760 PUPIL TRANSPORTATION	6,557,762.00	6,568,891	528,586.65	3,220,260.71		3,348,630.29	50.97 %
** TOTAL PRG SERIES: 700-799 PUPIL SUPPORT SERV	6,557,762.00	6,568,891	528,586.65	3,220,260.71		3,348,630.29	50.97 %
930 EMPLOYEE BENEFITS	0.00	0	257.93-	0.00-		0.00	0.00 %
** TOTAL PRG SERIES: 900-999 FISCAL & OTHER FIXED	0.00	0	257.93-	0.00-		0.00	0.00 %

PRG FD	PRIOR YEAR ACTUAL	REVISED BUDGET	02/01/12 02/29/12	FISCAL YEAR 201107 EXPENDED THRU 02/29/12	ENCUMBERED THRU 02/29/12	REMAINING ON 02/29/12	PERCENT REMAINING
*** 03 TRANSPORTATION	6,557,762.00	6,568,891	528,328.72	3,220,260.71		3,348,630.29	50.97 %
505 COMM SERV - GENERAL	355,966.65	553,010	10,469.91	154,315.59		398,694.41	72.09 %
510 ADULT EDUCATION	345,328.21	117,341	10,714.38	89,702.72		27,638.28	23.55 %
511 ADULT RECREATION	7,184.69	11,410	893.30	3,860.51		7,549.49	66.16 %
520 ADULT BASIC ED	524,059.69	540,191	45,513.14	351,859.69	17.40	188,313.91	34.86 %
550 PRESCHOOL	247,747.56	327,141	19,677.59	143,940.74	5.33	183,194.93	55.99 %
551 ELEMENTARY	333,081.31	160,356	23,247.36	149,281.00		11,075.00	6.90 %
552 SECONDARY	133,907.82	51,000	5,037.36	32,367.78		18,632.22	36.53 %
553 GTI GIFTED/TALENTED	55,302.04	52,689	2,126.19	47,437.83		5,251.17	9.96 %
554 SES	37,258.47	34,700	3,797.83	5,144.21		29,555.79	85.17 %
560 RECREATION	150,333.49	86,200	5,647.98	45,673.02		40,526.98	47.01 %
570 PROJECT KIDS	2,147,248.48	1,921,695	155,513.76	1,102,143.68		819,551.32	42.64 %
571 PROJ KIDS - PRESCHOOL	986,920.53	833,006	67,517.68	530,540.60	5.34	302,460.06	36.30 %
572 0-5 PROGRAM	0.00	58,940	0.00	0.00		58,940.00	100.00 %
580 EARLY CHILD & FAMILY ED	517,026.92	467,823	39,723.21	293,799.87	5.33	174,017.80	37.19 %
582 SCHOOL READINESS	96,711.10	114,923	5,563.49	50,017.69		64,905.31	56.47 %
583 PRESCHOOL SCREENING	46,718.71	50,693	7,509.68	31,019.94		19,673.06	38.80 %

PRG FD	PRIOR YEAR ACTUAL	REVISED BUDGET	02/01/12 TO 02/29/12	FISCAL YEAR 201107 EXPENDED THRU 02/29/12	ENCUMBERED THRU 02/29/12	REMAINING ON 02/29/12	PERCENT REMAINING
585 04							
585 YOUTH DEV/SERV	71,766.75	86,000	8,082.60	52,712.62		33,287.38	38.70 %
586 AFTER SCHOOL ENRICHMENT	78,870.10	29,599	7,037.00	23,967.67		5,631.33	19.02 %
590 OTHER COMM SERVICES	287,293.45	490,180	18,995.94	161,560.03	2,762.86	325,857.11	66.47 %
** TOTAL PRG SERIES: 500-599 COMMUNITY ED & SERV	6,422,725.97	5,986,897	437,068.40	3,269,345.19	2,796.26	2,714,755.55	45.34 %
930 EMPLOYEE BENEFITS	0.00-	0	86.59	554.35		554.35-	0.00 %
** TOTAL PRG SERIES: 900-999 FISCAL & OTHER FIXED	0.00-	0	86.59	554.35		554.35-	0.00 %
*** 04 COMMUNITY SERVICE	6,422,725.97	5,986,897	437,154.99	3,269,899.54	2,796.26	2,714,201.20	45.33 %
850 FACILITIES	2,915,650.87	11,770,000	46,522.91	7,926,583.75	949,481.98	2,893,934.27	24.58 %
** TOTAL PRG SERIES: 800-899 SITE, BUILDINGS, EQUIP	2,915,650.87	11,770,000	46,522.91	7,926,583.75	949,481.98	2,893,934.27	24.58 %
*** 06 CAPITAL PROJECTS	2,915,650.87	11,770,000	46,522.91	7,926,583.75	949,481.98	2,893,934.27	24.58 %
910 DEBT RED-BOND'D DEBT	7,658,255.25	7,489,579	350.00	7,486,180.69		3,398.31	0.04 %
** TOTAL PRG SERIES: 900-999 FISCAL & OTHER FIXED	7,658,255.25	7,489,579	350.00	7,486,180.69		3,398.31	0.04 %
*** 07 DEBT SERVICE	7,658,255.25	7,489,579	350.00	7,486,180.69		3,398.31	0.04 %
050 SCHOOL ADMINISTRATION	39,450.09	40,000	10,648.31	30,291.75		9,708.25	24.27 %
** TOTAL PRG SERIES: 000-099 ADMINISTRATION	39,450.09	40,000	10,648.31	30,291.75		9,708.25	24.27 %
110 BUSINESS SERVICES	15,693.37	37,000	2,011.85	8,280.79		28,719.21	77.61 %
** TOTAL PRG SERIES: 100-199 DIST. SUPPORT SERV.	15,693.37	37,000	2,011.85	8,280.79		28,719.21	77.61 %
211 SECONDARY ED-GENERAL	702,749.15	705,000	67,078.50	392,358.12		312,641.88	44.34 %
** TOTAL PRG SERIES: 200-299 REGULAR INSTRUCTION	702,749.15	705,000	67,078.50	392,358.12		312,641.88	44.34 %
505 COMM SERV - GENERAL	43,478.55	46,250	4,144.63	22,752.89		23,497.11	50.80 %
** TOTAL PRG SERIES: 500-599 COMMUNITY ED & SERV	43,478.55	46,250	4,144.63	22,752.89		23,497.11	50.80 %

PRG FD	PRIOR YEAR ACTUAL	REVISED BUDGET	02/01/12 02/29/12	FISCAL YEAR 201107 EXPENDED THRU 02/29/12	ENCUMBERED THRU 02/29/12	REMAINING ON 02/29/12	PERCENT REMAINING
605 08							
605 GEN INSTRUCT SUPPORT	24,624.84	0	2,328.81	14,126.19		14,126.19-	0.00 %
** TOTAL PRG SERIES: 600-699 INSTRUC SUPPORT SERV	24,624.84	0	2,328.81	14,126.19		14,126.19-	0.00 %
770 FOOD SERVICES	4,183.77	2,775	206.73	1,394.24		1,380.76	49.75 %
** TOTAL PRG SERIES: 700-799 PUPIL SUPPORT SERV	4,183.77	2,775	206.73	1,394.24		1,380.76	49.75 %
810 OPERATIONS	11,633.19	15,725	7,578.97	17,316.58		1,591.58-	10.12-%
** TOTAL PRG SERIES: 800-899 SITE,BUILDINGS,EQUIP	11,633.19	15,725	7,578.97	17,316.58		1,591.58-	10.12-%
*** 08 FLEX BENEFIT FUND	841,812.96	846,750	93,997.80	486,520.56		360,229.44	42.54 %
790 OTHER PUPIL SUPP SER	60,895.25	42,000	1,097.00	8,478.83		33,521.17	79.81 %
** TOTAL PRG SERIES: 700-799 PUPIL SUPPORT SERV	60,895.25	42,000	1,097.00	8,478.83		33,521.17	79.81 %
*** 09 SCHOLARSHIP FUND	60,895.25	42,000	1,097.00	8,478.83		33,521.17	79.81 %
212 ART	2,058.50	0	0.00	0.00		0.00	0.00 %
** TOTAL PRG SERIES: 200-299 REGULAR INSTRUCTION	2,058.50	0	0.00	0.00		0.00	0.00 %
*** 11 RHEAUME EDUCATIONAL FUND	2,058.50	0	0.00	0.00		0.00	0.00 %
790 OTHER PUPIL SUPPORT SERVICES	113,193.77	110,264	11,599.43	68,661.92		41,602.08	37.72 %
** TOTAL PRG SERIES: 700-799 PUPIL SUPPORT SERV	113,193.77	110,264	11,599.43	68,661.92		41,602.08	37.72 %
*** 15 CAFE	113,193.77	110,264	11,599.43	68,661.92		41,602.08	37.72 %
050 SCHOOL ADMINISTRATION	43,962.58	48,500	4,806.93	30,110.53		18,389.47	37.91 %
** TOTAL PRG SERIES: 000-099 ADMINISTRATION	43,962.58	48,500	4,806.93	30,110.53		18,389.47	37.91 %
105 GEN ADMIN SUPPORT	16,989.78	16,300	1,852.02	11,629.98		4,670.02	28.65 %
** TOTAL PRG SERIES: 100-199 DIST. SUPPORT SERV.	16,989.78	16,300	1,852.02	11,629.98		4,670.02	28.65 %
203 INTERMEDIATE (4-6)	460,348.12	470,000	48,707.36	305,958.49		164,041.51	34.90 %
** TOTAL PRG SERIES: 200-299 REGULAR INSTRUCTION	460,348.12	470,000	48,707.36	305,958.49		164,041.51	34.90 %

PRG FD	PRIOR YEAR ACTUAL	REVIS BUDGET	02/01/12 02/29/12	FISCAL YEAR 201107 EXPENDED THRU 02/29/12	ENCUMBERED THRU 02/29/12	REMAINING ON 02/29/12	PERCENT REMAINING
399 20							
399 VOCATIONAL-GENERAL	12,190.49	13,000	1,331.79	8,350.12		4,649.88	35.76 %
** TOTAL PRG SERIES: 300-399 VOCATIONAL INSTRUC.	12,190.49	13,000	1,331.79	8,350.12		4,649.88	35.76 %
420 SPECIAL ED-GENERAL	216,771.99	223,000	23,641.56	148,378.05		74,621.95	33.46 %
** TOTAL PRG SERIES: 400-499 SPECIAL ED INSTRUC.	216,771.99	223,000	23,641.56	148,378.05		74,621.95	33.46 %
505 COMM SERV - GENERAL	55,611.69	61,000	6,573.39	41,252.38		19,747.62	32.37 %
** TOTAL PRG SERIES: 500-599 COMMUNITY ED & SERV	55,611.69	61,000	6,573.39	41,252.38		19,747.62	32.37 %
605 GEN INSTRUC SUPPORT	35,624.60	31,500	3,383.80	21,222.97		10,277.03	32.62 %
** TOTAL PRG SERIES: 600-699 INSTRUC SUPPORT SERV	35,624.60	31,500	3,383.80	21,222.97		10,277.03	32.62 %
790 OTHER PUPIL SUPPORT SERVICES	70,551.01	72,000	7,699.41	48,310.28		23,689.72	32.90 %
** TOTAL PRG SERIES: 700-799 PUPIL SUPPORT SERV	70,551.01	72,000	7,699.41	48,310.28		23,689.72	32.90 %
810 OPERATIONS	45,161.34	45,000	4,893.63	30,897.47		14,102.53	31.33 %
** TOTAL PRG SERIES: 800-899 SITE, BUILDINGS, EQUIP	45,161.34	45,000	4,893.63	30,897.47		14,102.53	31.33 %
*** 20 ISF - DENTAL	957,211.60	980,300	102,889.89	646,110.27		334,189.73	34.09 %
050 SCHOOL ADMINISTRATION	173,301.34-	225,000	0.00	0.00		225,000.00	100.00 %
** TOTAL PRG SERIES: 000-099 ADMINISTRATION	173,301.34-	225,000	0.00	0.00		225,000.00	100.00 %
110 BUSINESS SERVICES	18,488.54	0	0.00	0.00		0.00	0.00 %
** TOTAL PRG SERIES: 100-199 DIST. SUPPORT SERV.	18,488.54	0	0.00	0.00		0.00	0.00 %
211 SECONDARY ED-GENERAL	195,073.99-	775,000	0.00	14,649.60		760,350.40	98.10 %
** TOTAL PRG SERIES: 200-299 REGULAR INSTRUCTION	195,073.99-	775,000	0.00	14,649.60		760,350.40	98.10 %
770 FOOD SERVICES	21,077.41	0	0.00	0.00		0.00	0.00 %
** TOTAL PRG SERIES: 700-799 PUPIL SUPPORT SERV	21,077.41	0	0.00	0.00		0.00	0.00 %

PRG FD	PRIOR YEAR ACTUAL	REVISED BUDGET	02/01/12 TO 02/29/12	FISCAL YEAR 201107 EXPENDED THRU 02/29/12	ENCUMBERED THRU 02/29/12	REMAINING ON 02/29/12	PERCENT REMAINING
810 21							
810 OPERATIONS	807.38	0	0.00	0.00		0.00	0.00 %
** TOTAL PRG SERIES: 800-899 SITE, BUILDINGS, EQUIP	807.38	0	0.00	0.00		0.00	0.00 %
*** 21 ISF - POST RETIREMENT BENEFIT	328,002.00-	1,000,000	0.00	14,649.60		985,350.40	98.53 %
105 GEN ADMIN SUPPORT	16,051,224.50	15,500,000	0.00	0.00		15,500,000.00	100.00 %
** TOTAL PRG SERIES: 100-199 DIST. SUPPORT SERV.	16,051,224.50	15,500,000	0.00	0.00		15,500,000.00	100.00 %
*** 22 ISF - HEALTH SELECT 105	16,051,224.50	15,500,000	0.00	0.00		15,500,000.00	100.00 %
050 SCHOOL ADMINISTRATION	112,319.62	50,603	7,959.06	65,477.74		14,874.74-	29.39-%
** TOTAL PRG SERIES: 000-099 ADMINISTRATION	112,319.62	50,603	7,959.06	65,477.74		14,874.74-	29.39-%
110 BUSINESS SERVICES	106,012.45	80,946	7,005.64	57,573.16		23,372.84	28.87 %
** TOTAL PRG SERIES: 100-199 DIST. SUPPORT SERV.	106,012.45	80,946	7,005.64	57,573.16		23,372.84	28.87 %
211 SECONDARY ED-GENERAL	606,842.33	521,418	51,258.50	431,756.99		89,661.01	17.19 %
** TOTAL PRG SERIES: 200-299 REGULAR INSTRUCTION	606,842.33	521,418	51,258.50	431,756.99		89,661.01	17.19 %
810 OPERATIONS	0.00	77	0.00	0.00		77.00	100.00 %
** TOTAL PRG SERIES: 800-899 SITE, BUILDINGS, EQUIP	0.00	77	0.00	0.00		77.00	100.00 %
935 OPEB RETIREE CONTRIBUTIONS	510,799.66	705,056	44,862.04	357,822.67		347,233.33	49.24 %
** TOTAL PRG SERIES: 900-999 FISCAL & OTHER FIXED	510,799.66	705,056	44,862.04	357,822.67		347,233.33	49.24 %
*** 25 OPEB REVOCABLE TRUST	1,335,974.06	1,358,100	111,085.24	912,630.56		445,469.44	32.80 %
910 DEBT RED-BOND'D DEBT	987,650.00	1,578,400	0.00	1,578,850.00		450.00-	0.02-%
** TOTAL PRG SERIES: 900-999 FISCAL & OTHER FIXED	987,650.00	1,578,400	0.00	1,578,850.00		450.00-	0.02-%
*** 47 POST EMPLOYMENT BENEFITS	987,650.00	1,578,400	0.00	1,578,850.00		450.00-	0.02-%
*** REPORT TOTALS:	154,613,528.80	161,161,125	9,706,723.15	82,916,271.63	1,290,526.64	76,954,326.73	47.74 %

BURNSVILLE-EAGAN-SAVAGE

Independent School District 191

DISTRICT EXPENDITURES

BY

BUILDING/ORGANIZATIONAL UNIT

WITHIN FUND

February, 2012

ACCT STATUS: Active and Next Year Accts		ACCOUNT RANGES: 01 TO 99-999		FISCAL YEAR 201107				
ORG FD	PRIOR YEAR ACTUAL	REVISED BUDGET	02/01/12 TO 02/29/12	EXPENDED THRU 02/29/12	ENCUMBERED THRU 02/29/12	REMAINING ON 02/29/12	PERCENT REMAINING	
005 DISTRICTWIDE	9,361,163.25	8,924,488	705,487.90	6,052,023.94	92,402.41	2,780,061.65	31.15 %	
006 ADMIN BLDG	33,187.52	32,630	2,442.37-	15,150.61		17,479.39	53.56 %	
007 ENVISION-PERFORMING ARTS CTR	238,964.36	0-	718.70	795.00		795.00-	0.00 %	
008 DIAMONDHEAD	883,286.38	823,378	40,125.50	482,735.17		340,642.83	41.37 %	
014 BURNSVILLE SR HIGH	17,337,575.07	16,089,696	1,261,075.94	8,837,007.11	38,415.01	7,214,273.88	44.83 %	
015 METCALF JR HIGH	5,689,538.09	5,079,453	420,204.53	2,804,502.59	361.33	2,274,589.08	44.78 %	
066 EAGLE RIDGE JR HIGH	5,786,111.20	5,059,618	444,520.72	2,808,046.55	6,880.28	2,244,691.17	44.36 %	
085 NICOLLET JR HIGH	6,917,588.49	4,946,092	394,432.64	2,648,079.68	3,640.49	2,294,371.83	46.38 %	
** TOTAL ORG SERIES: 000-099 DISTRICT WIDE	46,247,414.36	40,955,355	3,264,123.56	23,648,340.65	141,699.52	17,165,314.83	41.91 %	
100 ELEMENTARY SERVICES	460,128.59	2,373,480	176,063.45	405,384.18	54,400.00	1,913,695.82	80.62 %	
** TOTAL ORG SERIES: 100-199 ELEMENTARY SERVICES	460,128.59	2,373,480	176,063.45	405,384.18	54,400.00	1,913,695.82	80.62 %	
200 ELE/SEC SERVICES	8,554,340.43	8,280,048	442,895.34	3,467,272.04	91,769.42	4,721,006.54	57.01 %	
201 CLUSTER EAST	0.00	969,033	75,249.60	497,336.38		471,696.62	48.67 %	
202 CLUSTER WEST	0.00	924,362	74,302.78	485,435.35		438,926.65	47.48 %	
203 CLUSTER CENTRAL	0.00	1,175,095	97,592.54	624,240.59		550,854.41	46.87 %	
204 CLUSTER SECONDARY	0.00	824,698	59,148.22	384,983.00		439,715.00	53.31 %	
205 CLUSTER ECSE	0.00	1,579,907	122,998.60	899,363.07		680,543.93	43.07 %	

ORG FD	PRIOR YEAR ACTUAL	REVISED BUDGET	02/01/12 02/29/12	FISCAL YEAR 201107 EXPENDED THRU 02/29/12	ENCUMBERED THRU 02/29/12	REMAINING ON 02/29/12	PERCENT REMAINING
299 01	36,663.75	1,000	0.00	18,775.73		17,775.73	1777.57-%
** TOTAL ORG SERIES: 200-299 ELEM/SECOND SERVICES	8,591,004.18	13,754,143	872,187.08	6,377,406.16	91,769.42	7,284,967.42	52.96 %
300 SECONDARY SERVICES	455,384.63	599,365	255.00	300,630.44	0.01	298,734.55	49.84 %
314 BALC - SECONDARY	451,356.29	558,860	44,439.75	266,978.32		291,881.68	52.22 %
315 BALC - ELEM/JRH	727,262.49	711,386	51,783.14	445,585.76	342.00	265,458.24	37.31 %
** TOTAL ORG SERIES: 300-399 SECONDARY SERVICES	1,634,003.41	1,869,611	96,477.89	1,013,194.52	342.01	856,074.47	45.78 %
414 BESTransition SERVICES	816,283.56	940,918	76,324.86	452,199.23	29.24	488,689.53	51.93 %
481 CEDAR ELEMENTARY	3,453,073.08	2,179,324	161,765.05	1,086,962.73	1,244.91	1,091,116.36	50.06 %
482 GIDEON POND ELEMENTARY	3,010,716.29	2,971,171	248,071.14	1,588,570.71	3,896.84	1,378,703.45	46.40 %
483 EDW NEILL ELEMENTARY	4,076,045.28	3,767,697	300,289.54	2,038,365.30	5,325.82	1,724,005.88	45.75 %
484 MARION W SAVAGE ELEMENTARY	4,599,466.92	3,809,820	321,340.26	2,051,890.69	1,799.34	1,756,129.97	46.09 %
485 SIOUX TRAIL ELEMENTARY	3,455,864.00	3,141,574	266,323.23	1,741,461.07	4,821.24	1,395,291.69	44.41 %
486 VISTA VIEW ELEMENTARY	3,993,121.96	3,677,248	301,571.61	1,930,433.31	11,457.53	1,735,357.16	47.19 %
487 BYRNE ELEMENTARY	4,001,995.76	3,414,993	278,946.33	1,818,234.73	670.70	1,596,087.57	46.73 %
488 RAHN ELEMENTARY	3,596,278.02	3,484,589	282,172.10	1,874,432.64	2,922.69	1,607,233.67	46.12 %
489 SKY OAKS ELEMENTARY	4,660,743.18	4,902,233	387,999.42	2,500,025.32	5,231.48	2,396,976.20	48.89 %
490 HIDDEN VALLEY ELEMENTARY	5,524,650.76	4,851,612	388,564.59	2,563,356.88	956.38	2,287,298.74	47.14 %

ORG FD	PRIOR YEAR ACTUAL	REVISED BUDGET	02/01/12 02/29/12	FISCAL YEAR 201107 EXPENDED THRU 02/29/12	ENCUMBERED THRU 02/29/12	REMAINING ON 02/29/12	PERCENT REMAINING
491 01							
491 HARRIET BISHOP ELEMENTARY	4,911,613.19	4,210,508	339,308.13	2,362,348.60	4,146.76	1,844,012.64	43.79 %
** TOTAL ORG SERIES: 400-499 UNDEFINED ORG SERIES	46,099,852.00	41,351,687	3,352,676.26	22,008,281.21	42,502.93	19,300,902.86	46.67 %
500 ABE - AREA LEARNING CENTER	212,260.63	191,328	40,550.32	158,903.41		32,424.59	16.94 %
509 VALE	1,521,243.55	1,200	363.14	5,692.45		4,492.45	374.37-%
514 CEDAR ALTERNATIVE	1,746,327.03	2,843,011	165,922.91	1,038,203.72	7,534.51	1,797,272.77	63.21 %
516 ANTHONY LEWIS CENTER	37,962.82	100	47.47	155.44		55.44	55.44-%
520 OPTIONS TREATMENT CENTER	69,683.63	2,570	0.00	0.00		2,570.00	100.00 %
530 SUMMER ESY K-12 STRETCH PROG	63,878.66	300	0.00	47,970.42		47,670.42	5890.14-%
** TOTAL ORG SERIES: 500-599 COMMUNITY SERVICE	3,651,356.32	3,038,509	206,883.84	1,250,925.44	7,534.51	1,780,049.05	58.58 %
701 ST JOHN'S	22,306.23	10,771	880.95	6,661.77		4,109.23	38.15 %
** TOTAL ORG SERIES: 700-799 NONPUBLIC SCHOOL	22,306.23	10,771	880.95	6,661.77		4,109.23	38.15 %
*** 01 GENERAL	106,706,065.09	103,353,556	7,969,293.03	54,710,193.93	338,248.39	48,305,113.68	46.73 %
005 DISTRICTWIDE	783,444.06	868,628	24,786.18	432,800.56	0.01	435,827.43	50.17 %
014 BURNSVILLE SR HIGH	608,856.93	620,930	54,771.73	347,039.08		273,890.92	44.10 %
015 METCALF JR HIGH	356,301.30	454,537	44,415.50	217,849.90		236,687.10	52.07 %
066 EAGLE RIDGE JR HIGH	336,911.16	334,989	33,132.00	186,276.61		148,712.39	44.39 %
085 NICOLLET JR HIGH	278,553.75	280,479	31,970.37	171,191.69		109,287.31	38.96 %
** TOTAL ORG SERIES: 000-099 DISTRICT WIDE	2,364,067.20	2,559,563	189,075.78	1,355,157.84	0.01	1,204,405.15	47.05 %
482 GIDEON POND ELEMENTARY	186,784.81	175,230	19,921.37	108,293.99		66,936.01	38.19 %

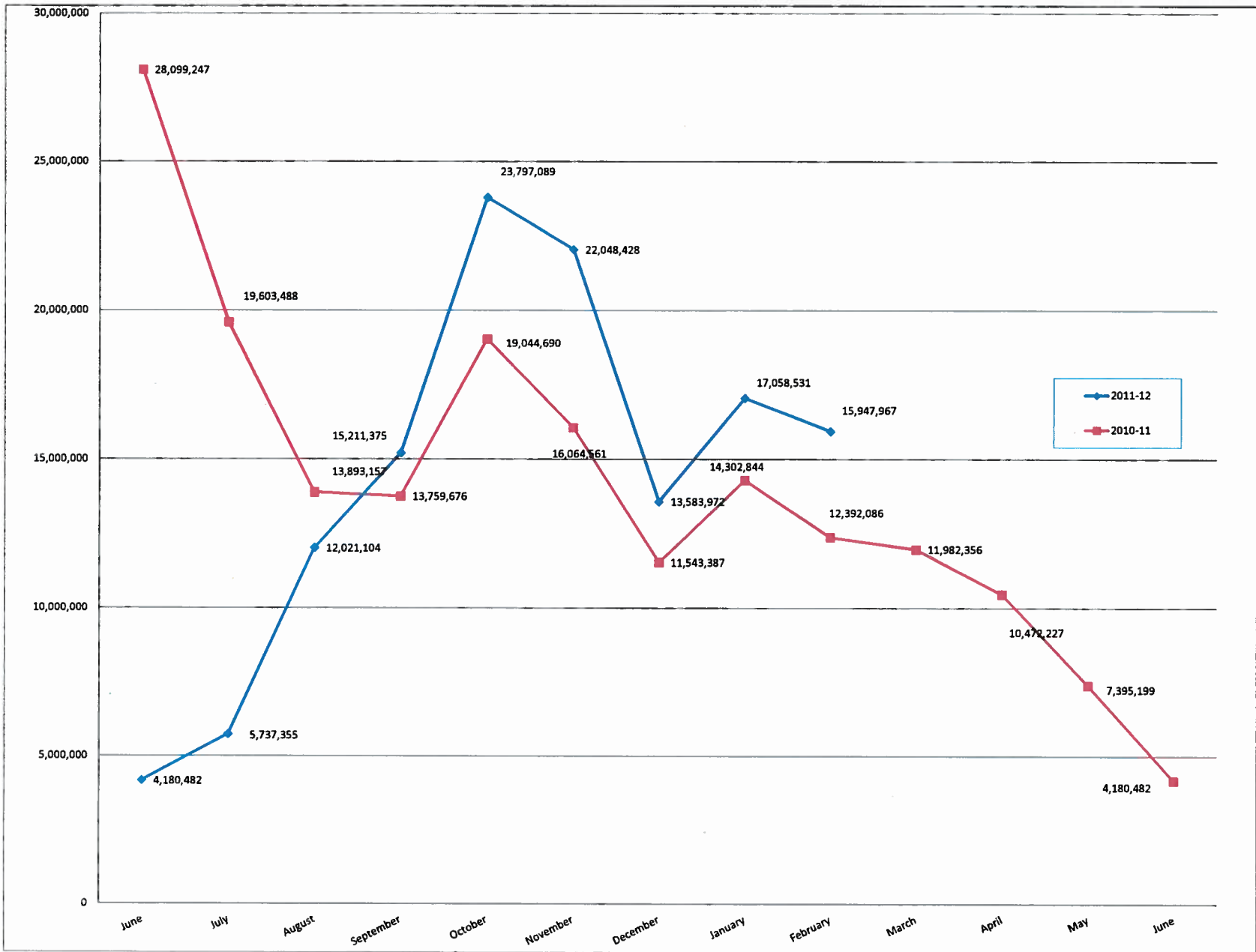
ORG FD	PRIOR YEAR ACTUAL	< - - - - - REVISIED BUDGET	02/01/12 02/29/12	FISCAL YEAR 201107 EXPENDED THRU 02/29/12	ENCUMBERED THRU 02/29/12	REMAINING ON 02/29/12	PERCENT REMAINING	>
483 02								
483 EDW NEILL ELEMENTARY	171,890.65	178,881	18,092.13	101,024.84		77,856.16	43.52 %	
484 MARION W SAVAGE ELEMENTARY	192,824.06	193,008	22,431.48	117,095.50		75,912.50	39.33 %	
485 SIOUX TRAIL ELEMENTARY	187,976.87	183,627	18,344.91	103,788.41		79,838.59	43.47 %	
486 VISTA VIEW ELEMENTARY	190,196.04	191,757	19,183.64	113,456.11		78,300.89	40.83 %	
487 BYRNE ELEMENTARY	182,214.71	181,549	20,799.46	110,035.92		71,513.08	39.39 %	
488 RAHN ELEMENTARY	164,519.39	154,287	18,570.19	115,990.50		38,296.50	24.82 %	
489 SKY OAKS ELEMENTARY	234,614.23	256,235	27,033.64	167,351.88		88,883.12	34.68 %	
490 HIDDEN VALLEY ELEMENTARY	236,999.02	269,411	25,981.42	155,966.69		113,444.31	42.10 %	
491 HARRIET BISHOP ELEMENTARY	218,964.00	232,840	24,970.12	139,089.59		93,750.41	40.26 %	
** TOTAL ORG SERIES: 400-499	1,966,983.78	2,016,825	215,328.36	1,232,093.43		784,731.57	38.90 %	
UNDEFINED ORG SERIES								
*** 02 FOOD SERVICE	4,331,050.98	4,576,388	404,404.14	2,587,251.27	0.01	1,989,136.72	43.46 %	
005 DISTRICTWIDE	6,557,762.00	6,568,891	528,328.72	3,220,260.71		3,348,630.29	50.97 %	
** TOTAL ORG SERIES: 000-099	6,557,762.00	6,568,891	528,328.72	3,220,260.71		3,348,630.29	50.97 %	
DISTRICT WIDE								
*** 03 TRANSPORTATION	6,557,762.00	6,568,891	528,328.72	3,220,260.71		3,348,630.29	50.97 %	
005 DISTRICTWIDE	0.00	2,000	0.00	0.00		2,000.00	100.00 %	
008 DIAMONDHEAD	70,641.00	2,500-	0.00	0.00		2,500.00-	100.00 %	
014 BURNSVILLE SR HIGH	40,913.04	39,191	10,023.49	15,520.43		23,670.57	60.39 %	
** TOTAL ORG SERIES: 000-099	111,554.04	38,691	10,023.49	15,520.43		23,170.57	59.88 %	
DISTRICT WIDE								
482 GIDEON POND ELEMENTARY	47,691.41	59,866	4,508.06	26,357.93		33,508.07	55.97 %	

ORG FD	PRIOR YEAR ACTUAL	REVISED BUDGET	02/01/12 02/29/12	FISCAL YEAR 201107 EXPENDED THRU 02/29/12	ENCUMBERED THRU 02/29/12	REMAINING ON 02/29/12	PERCENT REMAINING
483 04							
483 EDW NEILL ELEMENTARY	52,337.05	53,111	4,373.38	28,154.39		24,956.61	46.98 %
484 MARION W SAVAGE ELEMENTARY	58,962.30	49,284	3,643.78	23,383.64		25,900.36	52.55 %
485 SIOUX TRAIL ELEMENTARY	246,691.90	200,626	17,265.84	118,832.31		81,793.69	40.76 %
486 VISTA VIEW ELEMENTARY	225,315.81	150,188	17,574.27	125,567.94		24,620.06	16.39 %
487 BYRNE ELEMENTARY	66,192.23	72,277	8,471.83	42,455.60		29,821.40	41.25 %
488 RAHN ELEMENTARY	63,150.48	154,813	10,040.09	63,479.64		91,333.36	58.99 %
489 SKY OAKS ELEMENTARY	374,966.65	282,994	26,564.15	205,363.33		77,630.67	27.43 %
490 HIDDEN VALLEY ELEMENTARY	352,345.71	246,732	19,047.79	203,927.31		42,804.69	17.34 %
491 HARRIET BISHOP ELEMENTARY	347,433.77	308,052	27,115.14	195,085.78		112,966.22	36.67 %
** TOTAL ORG SERIES: 400-499 UNDEFINED ORG SERIES	1,835,087.31	1,577,943	138,604.33	1,032,607.87		545,335.13	34.55 %
500 ABE - AREA LEARNING CENTER	4,398,208.31	4,263,867	282,568.31	2,165,116.45	2,796.26	2,095,954.29	49.15 %
** TOTAL ORG SERIES: 500-599 COMMUNITY SERVICE	4,398,208.31	4,263,867	282,568.31	2,165,116.45	2,796.26	2,095,954.29	49.15 %
701 ST JOHN'S	73,727.48	103,396	5,714.66	53,400.81		49,995.19	48.35 %
799 HOME SCHOOLS	4,148.83	3,000	244.20	3,253.98		253.98-	8.46-%
** TOTAL ORG SERIES: 700-799 NONPUBLIC SCHOOL	77,876.31	106,396	5,958.86	56,654.79		49,741.21	46.75 %
*** 04 COMMUNITY SERVICE	6,422,725.97	5,986,897	437,154.99	3,269,899.54	2,796.26	2,714,201.20	45.33 %
005 DISTRICTWIDE	209,494.05	1,616,000	33,204.61	878,080.02	49,061.30	688,858.68	42.62 %
006 ADMIN BLDG	24,227.50	3,000	0.00	0.00		3,000.00	100.00 %

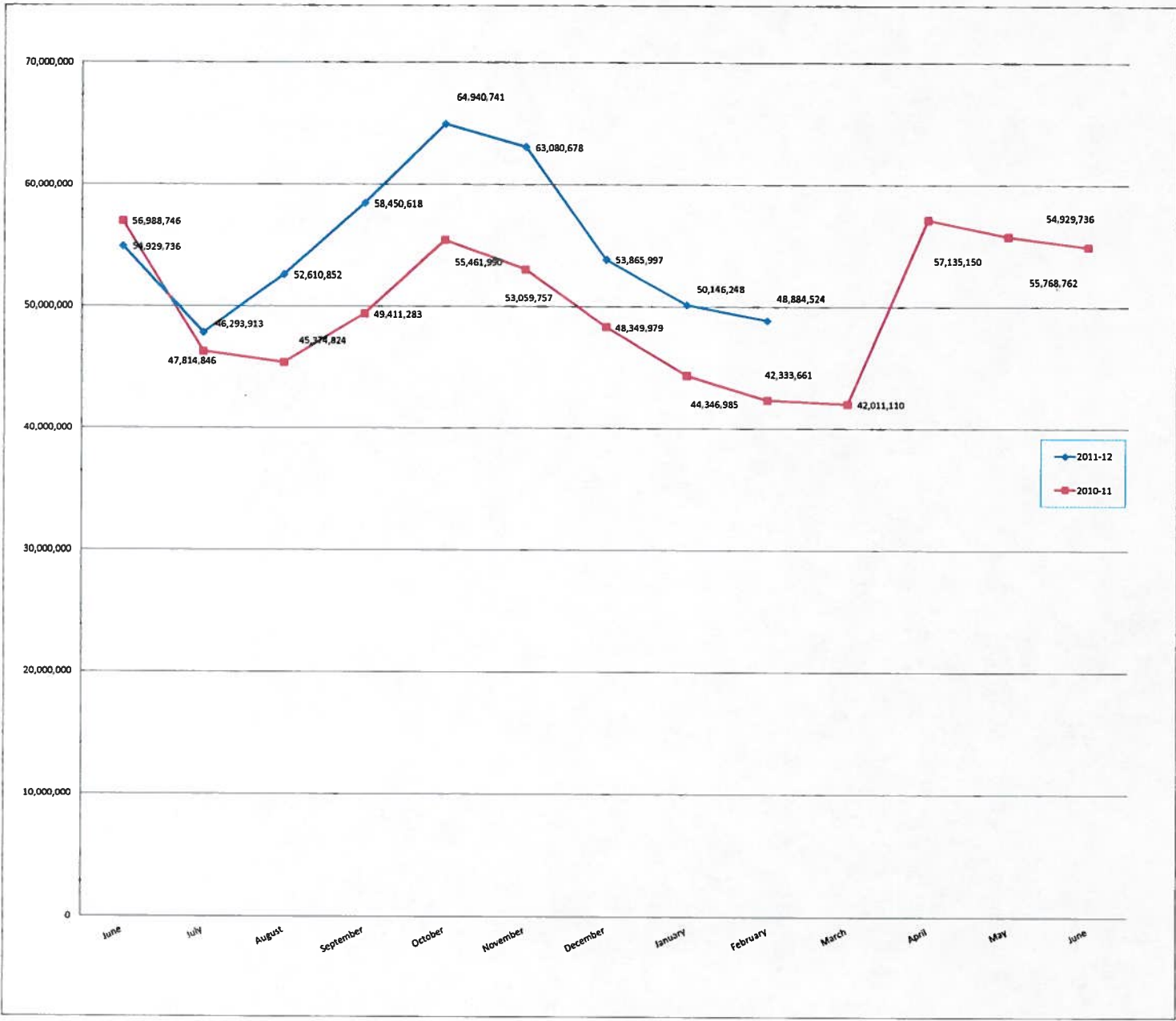
ORG FD	PRIOR YEAR ACTUAL	REVISED BUDGET	02/01/12 02/29/12	FISCAL YEAR 201107 EXPENDED THRU 02/29/12	ENCUMBERED THRU 02/29/12	REMAINING ON 02/29/12	PERCENT REMAINING
008 06	0.00	0	0.00	7,580.00	9,150.00	16,730.00-	0.00 %
008 DIAMONDHEAD							
014 BURNSVILLE SR HIGH	2,509,912.47	9,113,000	8,089.30	6,563,126.07	848,430.68	1,701,443.25	18.67 %
015 METCALF JR HIGH	103,251.19	130,000	0.00	108,107.82	5,640.01	16,252.17	12.50 %
066 EAGLE RIDGE JR HIGH	2,296.19	100,000	0.00	54,030.61		45,969.39	45.96 %
085 NICOLLET JR HIGH	13,257.32	170,000	1,600.00	176,881.11	13,414.99	20,296.10-	11.93-%
** TOTAL ORG SERIES: 000-099 DISTRICT WIDE	2,862,438.72	11,132,000	42,893.91	7,787,805.63	925,696.98	2,418,497.39	21.72 %
482 GIDEON POND ELEMENTARY	0.00	50,000	0.00	0.00		50,000.00	100.00 %
484 MARION W SAVAGE ELEMENTARY	5,656.16	250,000	0.00	198.00		249,802.00	99.92 %
485 SIOUX TRAIL ELEMENTARY	0.00	50,000	0.00	0.00		50,000.00	100.00 %
486 VISTA VIEW ELEMENTARY	0.00	50,000	0.00	0.00		50,000.00	100.00 %
489 SKY OAKS ELEMENTARY	15,268.80	33,000	0.00	0.00		33,000.00	100.00 %
490 HIDDEN VALLEY ELEMENTARY	30,567.19	200,000	3,629.00	138,580.12	23,785.00	37,634.88	18.81 %
491 HARRIET BISHOP ELEMENTARY	1,720.00	5,000	0.00	0.00		5,000.00	100.00 %
** TOTAL ORG SERIES: 400-499 UNDEFINED ORG SERIES	53,212.15	638,000	3,629.00	138,778.12	23,785.00	475,436.88	74.51 %
*** 06 CAPITAL PROJECTS	2,915,650.87	11,770,000	46,522.91	7,926,583.75	949,481.98	2,893,934.27	24.58 %
005 DISTRICTWIDE	7,658,255.25	7,489,579	350.00	7,486,180.69		3,398.31	0.04 %
** TOTAL ORG SERIES: 000-099 DISTRICT WIDE	7,658,255.25	7,489,579	350.00	7,486,180.69		3,398.31	0.04 %
*** 07 DEBT SERVICE	7,658,255.25	7,489,579	350.00	7,486,180.69		3,398.31	0.04 %
005 DISTRICTWIDE	841,812.96	846,750	93,997.80	486,520.56		360,229.44	42.54 %
** TOTAL ORG SERIES: 000-099 DISTRICT WIDE	841,812.96	846,750	93,997.80	486,520.56		360,229.44	42.54 %
*** 08 FLEX BENEFIT FUND	841,812.96	846,750	93,997.80	486,520.56		360,229.44	42.54 %

ORG FD	PRIOR YEAR ACTUAL	REVISED BUDGET	02/01/12 02/29/12	FISCAL YEAR 201107 EXPENDED THRU 02/29/12	ENCUMBERED THRU 02/29/12	REMAINING ON 02/29/12	PERCENT REMAINING
005 08							
300 SECONDARY SERVICES	60,895.25	42,000	1,097.00	8,478.83			
** TOTAL ORG SERIES: 300-399	60,895.25	42,000	1,097.00	8,478.83		33,521.17	79.81 %
SECONDARY SERVICES						33,521.17	79.81 %
*** 09 SCHOLARSHIP FUND	60,895.25	42,000	1,097.00	8,478.83		33,521.17	79.81 %
005 DISTRICTWIDE	2,058.50	0	0.00	0.00		0.00	0.00 %
** TOTAL ORG SERIES: 000-099	2,058.50	0	0.00	0.00		0.00	0.00 %
DISTRICT WIDE						0.00	0.00 %
*** 11 RHEAUME EDUCATIONAL FUND	2,058.50	0	0.00	0.00		0.00	0.00 %
008 CAFE	113,193.77	110,264	11,599.43	68,661.92		41,602.08	37.72 %
** TOTAL ORG SERIES: 000-099	113,193.77	110,264	11,599.43	68,661.92		41,602.08	37.72 %
DISTRICT WIDE						41,602.08	37.72 %
*** 15 CAFE	113,193.77	110,264	11,599.43	68,661.92		41,602.08	37.72 %
005 DISTRICTWIDE	957,211.60	980,300	102,889.89	646,110.27		334,189.73	34.09 %
** TOTAL ORG SERIES: 000-099	957,211.60	980,300	102,889.89	646,110.27		334,189.73	34.09 %
DISTRICT WIDE						334,189.73	34.09 %
*** 20 ISF - DENTAL	957,211.60	980,300	102,889.89	646,110.27		334,189.73	34.09 %
005 DISTRICTWIDE	328,002.00-	1,000,000	0.00	14,649.60		985,350.40	98.53 %
** TOTAL ORG SERIES: 000-099	328,002.00-	1,000,000	0.00	14,649.60		985,350.40	98.53 %
DISTRICT WIDE						985,350.40	98.53 %
*** 21 ISF - POST RETIREMENT BENEFIT	328,002.00-	1,000,000	0.00	14,649.60		985,350.40	98.53 %
005 DISTRICTWIDE	16,051,224.50	15,500,000	0.00	0.00		15,500,000.00	100.00 %
** TOTAL ORG SERIES: 000-099	16,051,224.50	15,500,000	0.00	0.00		15,500,000.00	100.00 %
DISTRICT WIDE						15,500,000.00	100.00 %
*** 22 ISF - HEALTH SELECT 105	16,051,224.50	15,500,000	0.00	0.00		15,500,000.00	100.00 %
005 DISTRICTWIDE	1,335,974.06	1,358,100	111,085.24	912,630.56		445,469.44	32.80 %
** TOTAL ORG SERIES: 000-099	1,335,974.06	1,358,100	111,085.24	912,630.56		445,469.44	32.80 %
DISTRICT WIDE						445,469.44	32.80 %
*** 25 OPEB REVOCABLE TRUST	1,335,974.06	1,358,100	111,085.24	912,630.56		445,469.44	32.80 %
005 DISTRICTWIDE	987,650.00	1,578,400	0.00	1,578,850.00		450.00-	0.02-%
** TOTAL ORG SERIES: 000-099	987,650.00	1,578,400	0.00	1,578,850.00		450.00-	0.02-%
DISTRICT WIDE						450.00-	0.02-%
*** 47 POST EMPLOYMENT BENEFITS	987,650.00	1,578,400	0.00	1,578,850.00		450.00-	0.02-%
*** REPORT TOTALS:	154,613,528.80	161,161,125	9,706,723.15	82,916,271.63	1,290,526.64	76,954,326.73	47.74 %

GENERAL FUND 2010-11, 2011-12
CASH INVESTMENTS

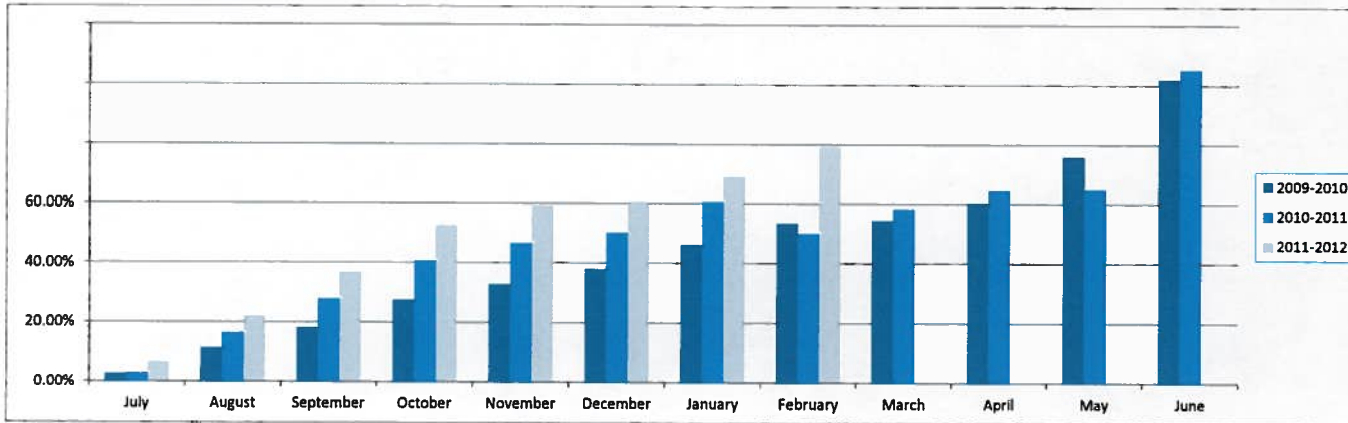


ALL FUNDS 2010-11, 2011-12
CASH INVESTMENTS



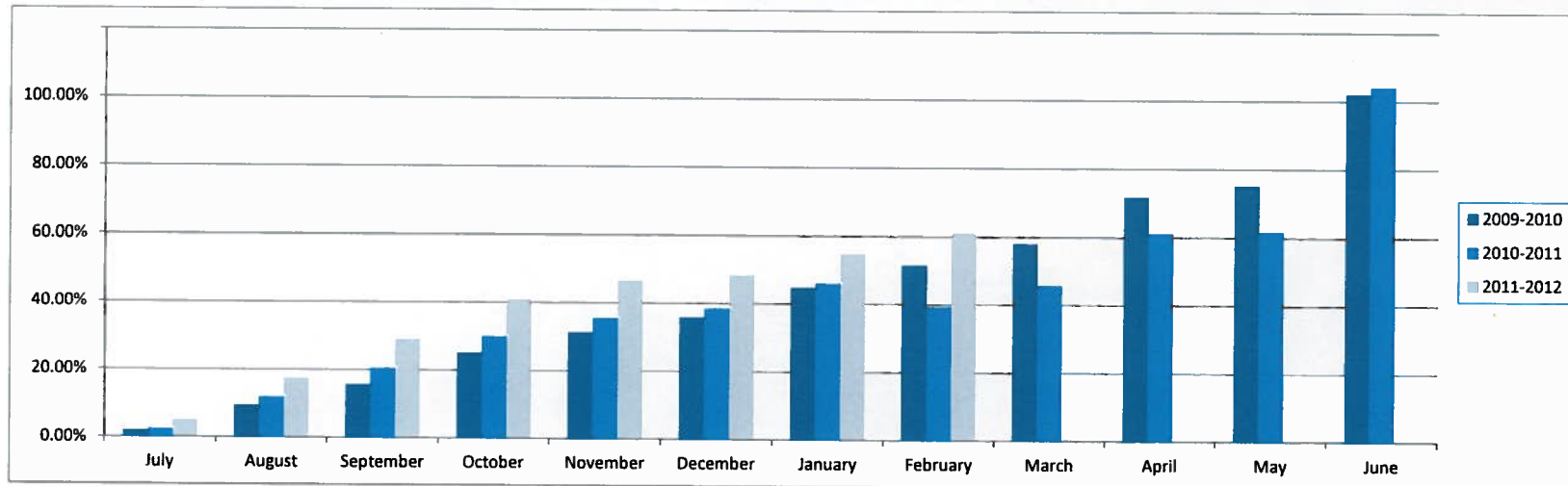
**REVENUE COMPARISON
GENERAL FUND**

	2009-2010		2010-2011		2011-2012	
	\$	%	\$	%	\$	%
July	2,871,521	2.65%	3,122,179	2.86%	7,093,997	6.62%
August	12,347,748	11.37%	17,936,449	16.44%	23,532,598	21.96%
September	19,851,576	18.29%	30,322,237	27.78%	39,551,743	36.91%
October	29,813,213	27.46%	44,402,827	40.69%	56,355,393	52.59%
November	35,667,576	32.86%	50,842,027	46.59%	63,472,487	59.23%
December	41,257,584	38.00%	54,770,566	50.19%	65,012,573	60.67%
January	50,066,633	46.12%	66,187,965	60.65%	74,806,802	69.13%
February	57,948,551	53.38%	54,620,881	50.05%	82,739,097	79.46%
March	59,159,506	54.49%	63,578,814	58.26%		
April	65,449,135	60.29%	70,584,775	64.68%		
May	82,572,487	76.06%	71,023,409	65.08%		
June	110,681,782	102.00%	114,885,450	105.27%		
BUDGET	108,560,562	100.00%	109,133,898	100.00%	109,012,175	100.00%



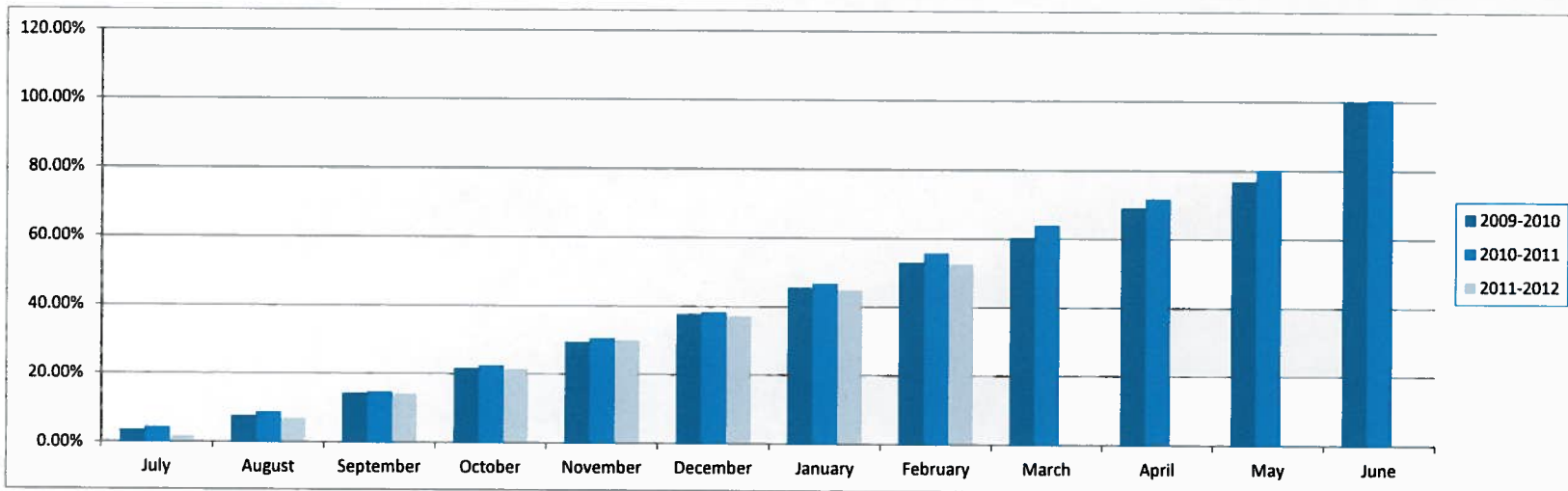
**REVENUE COMPARISON
ALL FUNDS**

	2009-2010		2010-2011		2011-2012	
	\$	%	\$	%	\$	%
July	2,664,432	1.96%	3,960,044	2.43%	7,383,166	5.12%
August	12,740,367	9.36%	19,404,774	11.90%	25,261,709	17.51%
September	21,310,025	15.66%	33,360,592	20.49%	41,882,133	29.02%
October	34,096,925	25.06%	48,751,886	29.94%	59,133,007	40.97%
November	42,519,169	31.25%	57,799,789	35.49%	67,424,877	46.72%
December	48,868,132	35.92%	62,794,901	38.56%	69,852,511	48.40%
January	61,109,978	44.92%	75,192,383	46.17%	80,977,156	54.91%
February	70,277,617	51.66%	64,338,993	39.51%	90,046,599	61.06%
March	79,114,548	58.15%	74,733,309	45.89%		
April	97,529,879	71.69%	99,609,270	61.17%		
May	102,286,812	75.18%	100,463,856	61.69%		
June	139,247,681	102.00%	169,806,319	104.27%		
BUDGET	136,048,053	100.00%	162,845,064	100.00%	146,164,218	100.00%



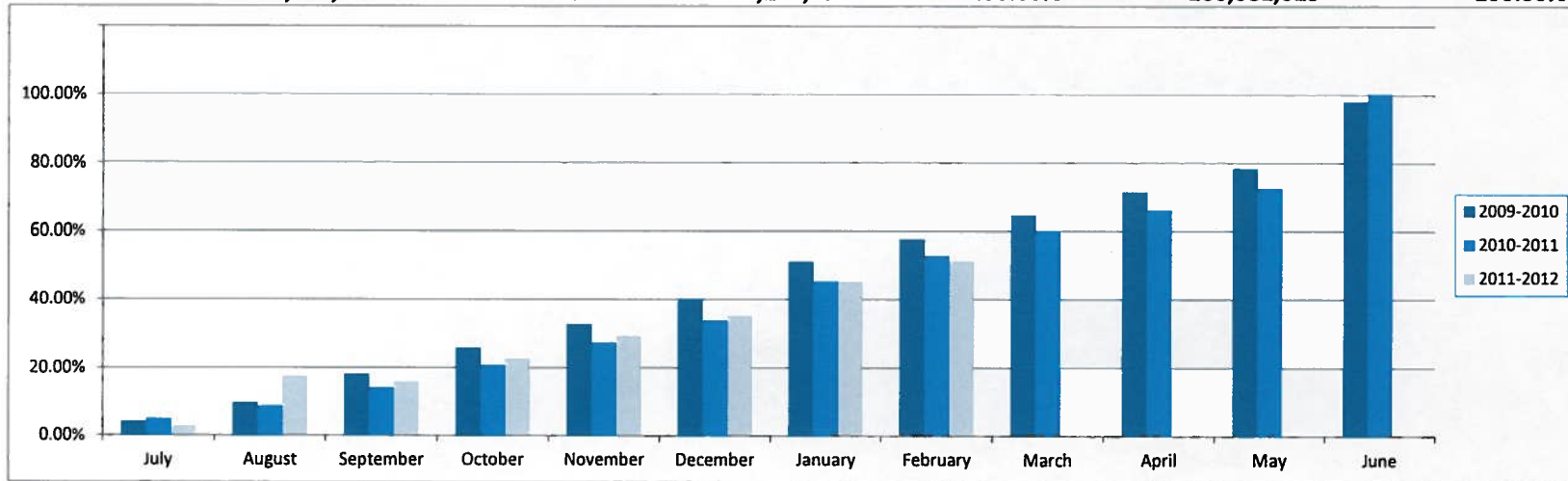
**EXPENDITURE COMPARISON
GENERAL FUND**

	2009-2010		2010-2011		2011-2012	
	\$	%	\$	%	\$	%
July	3,991,603	3.51%	4,922,278	4.36%	1,920,659	1.76%
August	8,598,373	7.56%	9,854,424	8.74%	7,602,157	6.96%
September	16,345,602	14.37%	16,577,212	14.70%	15,549,941	14.24%
October	24,614,501	21.64%	25,373,519	22.49%	23,463,345	21.48%
November	33,449,701	29.41%	34,477,970	30.57%	32,846,900	30.07%
December	42,953,275	37.76%	43,159,365	38.26%	40,659,617	37.23%
January	51,693,027	45.45%	52,790,539	46.80%	49,371,206	44.91%
February	60,420,404	53.12%	62,902,754	55.76%	57,853,489	52.63%
March	68,678,042	60.38%	72,217,528	64.02%		
April	78,631,287	69.13%	81,095,423	71.89%		
May	87,561,326	76.98%	89,930,101	79.72%		
June	113,579,418	100.00%	113,377,017	100.51%		
BUDGET	113,744,870	100.00%	112,801,550	100.00%	110,579,116	100.00%



**EXPENDITURE COMPARISON
ALL FUNDS**

	2009-2010		2010-2011		2011-2012	
	\$	%	\$	%	\$	%
July	6,321,339	4.21%	7,653,209	4.99%	4,443,384	2.80%
August	14,393,486	9.60%	13,296,265	8.68%	25,261,709	17.51%
September	27,125,784	18.08%	21,612,757	14.10%	25,168,247	15.85%
October	38,667,515	25.77%	31,685,546	20.68%	35,939,090	22.64%
November	49,181,701	32.78%	41,975,355	27.39%	46,557,513	29.33%
December	60,376,525	40.24%	51,987,145	33.92%	55,841,757	35.17%
January	76,723,843	51.14%	69,667,002	45.46%	73,137,729	45.38%
February	86,645,731	57.75%	81,081,869	52.91%	82,827,435	51.39%
March	97,091,351	64.71%	91,721,194	59.85%		
April	107,417,805	71.59%	101,449,986	66.20%		
May	117,564,453	78.36%	111,236,213	72.59%		
June	146,794,683	98.00%	153,708,757	100.30%		
BUDGET	113,744,870	100.00%	153,243,891	100.00%	160,061,023	100.00%





AIA®

Document G701™ – 2001

Change Order

PROJECT (Name and address):
 Hidden Valley Elementary School
 Energy Management and
 Control System Upgrades
 Savage, Minnesota

CHANGE ORDER NUMBER: 001
DATE: November 10, 2011

OWNER:
ARCHITECT:
CONTRACTOR:
FIELD:
OTHER:

TO CONTRACTOR (Name and address):
 Direct Digital Controls, Inc.
 5600 Queens Avenue Northeast
 Suite 400
 Otsego, MN 55330

ARCHITECT'S PROJECT NUMBER: 11006.5
CONTRACT DATE: April 21, 2011
CONTRACT FOR: Mechanical Construction

THE CONTRACT IS CHANGED AS FOLLOWS:

(Include, where applicable, any undisputed amount attributable to previously executed Construction Change Directives)

1. Connect to existing MODBUS interface option on each boiler. ADD \$2,767.00
2. Add differential pressure sensor to the hot water loop to control the pump VFD's. ADD \$3,839.00

TOTAL ADD THIS CHANGE ORDER \$6,606.00

The original Contract Sum was	\$ 117,750.00
The net change by previously authorized Change Orders	\$ 0.00
The Contract Sum prior to this Change Order was	\$ 117,750.00
The Contract Sum will be increased by this Change Order in the amount of	\$ 6,606.00
The new Contract Sum including this Change Order will be	\$ 124,356.00

The Contract Time will be unchanged by Zero (0) days.
 The date of Substantial Completion as of the date of this Change Order therefore is unchanged.


NOTE: This Change Order does not include changes in the Contract Sum, Contract Time or Guaranteed Maximum Price which have been authorized by Construction Change Directive until the cost and time have been agreed upon by both the Owner and Contractor, in which case a Change Order is executed to supersede the Construction Change Directive.

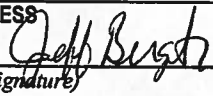
NOT VALID UNTIL SIGNED BY THE ARCHITECT, CONTRACTOR AND OWNER.

Armstrong, Torseth, Skold & Rydeen, Inc.
ARCHITECT (Firm name)
 8501 Golden Valley Road, Suite 300
 Minneapolis, MN 55427

Direct Digital Controls, Inc.
CONTRACTOR (Firm name)
 5600 Queens Avenue Northeast
 Suite 400, Otsego, MN 55330

Burnsville-Eagan-Savage Public Schools
OWNER (Firm name)
 Independent School District No. 191
 100 River Ridge Court
 Burnsville, MN 55337-1613

ADDRESS

BY (Signature)
 Mark G. Hayes, AIA, Partner
 (Typed name)

ADDRESS

BY (Signature)
 Jeff Bergsten
 (Typed name)

ADDRESS
BY (Signature)
 (Typed name)

NOV. 15, 2011
DATE

11/24/11
DATE

DATE

763.428.6336 phone
763.428.8093 fax



5600 Queens Ave NE Suite 400
Otsego, MN 55330

CHANGE ORDER REQUEST

Customer ISD #191

C.O.R. # 3
Date October 10, 2011
Project Hidden Valley Elementary
Address _____

Ref# _____

REASON FOR CHANGE: Interfacing with existing MODBUS option will give more data to view and adjust.

DESCRIPTION OF CHANGE: Connect to existing MODBUS interface option on the boilers.
Add programming and modify graphics.
Review with commissioner.

Price of Change - Add \$2,767

STATUS OF PRIOR CHANGE ORDER REQUESTS:

Open _____
Accepted and we have received change order _____
Accepted but not yet documented by change order _____
Not accepted _____
Voided _____

History	
COR #	Description

Requested by:
Jeff Bergsten
Jeff Bergsten
Senior Project Manager
Direct Digital Controls

Accepted by:

Name
Company
Date



AIA® Document G701™ – 2001

Change Order

PROJECT (Name and address):

Hidden Valley Elementary School
Energy Management and
Control System Upgrades
Savage, Minnesota

CHANGE ORDER NUMBER: 2

DATE: December 2, 2011

OWNER:

ARCHITECT:

CONTRACTOR:

FIELD:

OTHER:

TO CONTRACTOR (Name and address):

Direct Digital Controls, Inc.
5600 Queens Avenue Northeast, Suite
400
Otsego, MN 55330

ARCHITECT'S PROJECT NUMBER: 11006.5

CONTRACT DATE: April 21, 2011

CONTRACT FOR: Mechanical Construction

THE CONTRACT IS CHANGED AS FOLLOWS:

(Include, where applicable, any undisputed amount attributable to previously executed Construction Change Directives)

- Per RFCOP #1 and DDC Change Order Request #4: Add/modify occupancy sequence.

TOTAL ADD THIS CHANGE ORDER \$528.00

The original Contract Sum was	\$	117,750.00
The net change by previously authorized Change Orders	\$	6,606.00
The Contract Sum prior to this Change Order was	\$	124,356.00
The Contract Sum will be increased by this Change Order in the amount of	\$	528.00
The new Contract Sum including this Change Order will be	\$	124,884.00

The Contract Time will be unchanged by Zero (0) days.

The date of Substantial Completion as of the date of this Change Order therefore is unchanged.

NOTE: This Change Order does not include changes in the Contract Sum, Contract Time or Guaranteed Maximum Price which have been authorized by Construction Change Directive until the cost and time have been agreed upon by both the Owner and Contractor, in which case a Change Order is executed to supersede the Construction Change Directive.

NOT VALID UNTIL SIGNED BY THE ARCHITECT, CONTRACTOR AND OWNER.

Armstrong, Torseth, Skold & Rydeen, Inc.
ARCHITECT (Firm name)

8501 Golden Valley Road, Suite 300,
Minneapolis, MN 55427

ADDRESS

BY (Signature)

James T. Lange, PE, Partner

(Typed name)

DATE

12/6/11

Direct Digital Controls, Inc.
CONTRACTOR (Firm name)

5600 Queens Avenue Northeast, Suite
400, Otsego, MN 55330

ADDRESS

BY (Signature)

Jeff Bergsten

(Typed name)

DATE

1/7/12

Burnsville-Eagan-Savage Public Schools
OWNER (Firm name)

Independent School District No. 191, 100
River Ridge Court, Burnsville, MN
55337-1613

ADDRESS

BY (Signature)

(Typed name)

DATE

124



ARMSTRONG, TORSETH, SKOLD AND RYDEEN, INC.

8501 Golden Valley Road Suite 300 Minneapolis MN 55427
Phone: 763 . 545 . 3731 Fax: 763 . 525 . 3289

TO:
Direct Digital Controls, Inc.
5600 Queens Avenue Northeast, Suite 400
Otsego, MN 55330

Attn: Jeff Bergsten

DATE: November 10, 2011

REQUEST FOR CHANGE ORDER PROPOSAL NO. 1

PROJECT: Burnsville-Eagan-Savage Public Schools
Hidden Valley Elementary School EMCS Upgrades
ATS&R Project No. 11006.5

Please submit an itemized quotation within two weeks from the date of this proposal for changes in your work as described herein, including any changes in time scheduling. This is not a change order or authorization to proceed with this work.

DESCRIPTION: Low Occupancy Control Mode

Provide the following control sequence on AHU#3 (Admin. & Kindergarten), AHU#4 (Classroom West) and AHU#5 (Classroom East):

Low Occupancy Mode: A scheduled low occupancy mode shall be initiated for individual air handlers from the scheduler program to reduce total air flow to 50% of unit capacity and reduce outside air to 10% of unit capacity while maintaining room setpoint temperatures. (This mode is intended for after school hours prior to scheduled unoccupancy modes).

Attachments: None

ARMSTRONG, TORSETH, SKOLD & RYDEEN, INC.

Steve Keller

Cc: Jon Deutsch, ISD 191
Glenn Simon, ISD 191
Mark Hayes, ATS&R
James Lange, ATS&R

763.428.6338 phone
763.428.6093 fax



5600 Queens Ave NE Suite 400
Otsego, MN 55330

CHANGE ORDER REQUEST

Customer ATS&R

C.O.R. # 4
Date November 21, 2011
Project Hidden Valley Elementary
Address _____

Ref# ATS&R COP #1

REASON FOR CHANGE: Request to add/modify occupancy sequence per ATS&R COP #1.

DESCRIPTION OF CHANGE: Add a low occupancy control mode sequence for AHU's #3, 4 & 5.
Review with commissioner.

Price of Change - Add \$528

STATUS OF PRIOR CHANGE ORDER REQUESTS:

Open 1
Accepted and we have received change order 2, 3
Accepted but not yet documented by change order _____
Not accepted _____
Voided _____

History	
COR #	Description
1	AHU-1 RA Humidity
2	HW Pressure Control
3	Boiler MODBUS

Requested by:

Jeff Bergsten


Jeff Bergsten
Senior Project Manager
Direct Digital Controls

Accepted by:

Name

Company

Date



TO: Members, Board of Education


Agenda II.B.7
March 22, 2012

FROM: Randy Clegg, Superintendent

DATE: March 15, 2012

RE: Schedule Closed Session

Recommendation: That the Board of Education schedule Closed Sessions following the regularly scheduled board meetings on April 5 and April 19, 2012 at the Burnsville High School Senior Campus for the discussion of negotiation strategies.



TO: Members, Board of Education
Randy Clegg, Superintendent

FROM: Lisa Rider, Executive Director of Business Services

DATE: March 15, 2012

RE: Minnesota Department of Education's (MDE) positive Review & Comment for the MW Savage Elementary School Heating Plant Replacement and HVAC Alterations Project

Recommendation: That the Board of Education re-affirms approval to re-bid the MW Savage Elementary School Heating Plant Replacement and HVAC Alterations Project after receiving the positive Review & Comment from the Minnesota Department of Education (MDE).

Due to the fact that the bids opened on January 26, 2012 exceeded ATS&R's good faith estimates and the requirement threshold of \$1,400,000 set by Minn Stat 123B.59 for an MDE Review and Comment submittal, the School Board rejected the original bids at your regularly scheduled board meeting on February 16, 2012. Following the rejection of the original bids, the administration has submitted and received a positive review & comment and is now requesting the School Board to re-affirm your approval of the MDE Commissioner's letter and the solicitation of bids for this project.

March 6, 2012

Dr. Randall Clegg, Superintendent
Burnsville Independent School District 191
100 River Ridge Court
Burnsville, MN 55337-1613

Dear Superintendent Clegg:

M.S. § 123B.71 requires a review and comment statement on the educational and economic advisability of your proposed school construction project. Information supplied by your school district and from Minnesota Department of Education sources is the basis of this review and comment.

With this positive review and comment, board approval is required in order for the Burnsville School District 833 to proceed with the project at Marion Savage Elementary School.

The district must publish notice of the intended projects, the amount of the bond issue and the totals amount of district indebtedness in the legal newspaper of the district at least 20 days prior to soliciting any bids, issuance of bonds or the final certification of levies under M.S. 123B.59. Because the project is funded under M.S. 123B.59, there is no additional publication requirement under M.S. 123B.71, Review and Comment. The Department may request a statement certifying the publication, and require the submission, review, and approval of preliminary and final construction plans.

M.S. § 123B.71, Subd. 10, and § 123B.72 requires that a school district, prior to occupying a new or renovated facility, must submit a certification prepared by a system inspector to the commissioner and the building code official that will provide an occupancy permit. The certification must verify that the facility's installed or modified heating, ventilation, and air conditioning system operates according to design specifications and code, a system for monitoring outdoor airflow and total airflow of ventilation systems has been installed, and any installed or modified heating, ventilation, or air conditioning system provides an indoor air quality filtration system that meets code requirements.

Thank you for working with us to improve school facilities for Minnesota students.

Sincerely,



Dr. Brenda Cassellius
Commissioner

c: School Board Chair

Enclosures

THE COMMISSIONER OF THE DEPARTMENT OF EDUCATION
REVIEW AND COMMENT
ON THE SCHOOL CONSTRUCTION PROJECT PROPOSAL OF THE
BURNSVILLE INDEPENDENT SCHOOL DISTRICT 191

INTRODUCTION

A review and comment must be provided on a school district construction project proposal before the district conducts a referendum, solicits bids, or issues bonds for the project. A project proposal has been submitted for review and comment according to requirements set forth in Minn. Stat. § 123B.71, subdivisions 9 and 10, and § 123B.72. The district provided the following information:

- 1) the geographic area and population to be served, preschool through grade 12 student enrollments for the past five years, and student enrollment projections for the next five years;
- (2) a list of existing facilities by year constructed, their uses, and an assessment of the extent to which alternate facilities are available within the school district boundaries and in adjacent school districts;
- (3) a list of the specific deficiencies of the facility that demonstrate the need for a new or renovated facility to be provided, and a list of the specific benefits that the new or renovated facility will provide to the students, teachers, and community users served by the facility;
- (4) the relationship of the project to any priorities established by the school district, educational cooperatives that provide support services, or other public bodies in the service area;
- (5) a description of pedestrian, bicycle, and transit connections between the school and nearby residential areas that make it easier for children, teachers, and parents to get to school by walking, bicycling, and taking transit;
- (6) a specification of how the project maximizes the opportunity for cooperative use of existing park, recreation, and other public facilities and whether and how the project will increase collaboration with other governmental or nonprofit entities;
- (7) a description of the project, including the specification of site and outdoor space acreage and square footage allocations for classrooms, laboratories, and support spaces; estimated expenditures for major portions of the project; and the dates the project will begin and be completed;
- (8) a specification of the source of financing the project; the scheduled date for a bond issue or school board action; a schedule of payments, including debt service equalization aid; and the effect of a bond issue on local property taxes by the property class and valuation;
- (9) an analysis of how the proposed new or remodeled facility will affect school district operational or administrative staffing costs, and how the district's operating budget will cover any increased operational or administrative staffing costs;
- (10) a description of the consultation with local or state transportation officials on multimodal school site access and safety issues, and the ways that the project will address those issues;

(11) a description of how indoor air quality issues have been considered and a certification that the architects and engineers designing the facility will have professional liability insurance;

(12) as required under section 123B.72, for buildings coming into service after July 1, 2002, a certification that the plans and designs for the extensively renovated or new facility's heating, ventilation, and air conditioning systems will meet or exceed code standards; will provide for the monitoring of outdoor airflow and total airflow of ventilation systems; and will provide an indoor air quality filtration system that meets ASHRAE standard 52.1;

(13) a specification of any desegregation requirements that cannot be met by any other reasonable means;

(14) a specification of how the facility will utilize environmentally sustainable school facility design concepts;

(15) a description of how the architects and engineers have considered the American National Standards Institute Acoustical Performance Criteria, Design Requirements and Guidelines for Schools of the maximum background noise level and reverberation times; and

(16) any existing information from the relevant local unit of government about the cumulative costs to provide infrastructure to serve the school, such as utilities, sewer, roads, and sidewalks.

DESCRIPTION OF PROPOSED SCHOOL CONSTRUCTION PROJECT

The Burnsville School District 191 is proposing heating plant replacement, HVAC alternations and other capital projects at Marion Savage Elementary School. This review and comment is required because estimated costs for the project exceeded the estimate in the 2010 Review and Comment.

The total cost of the project is now estimated at \$1,800,000. The district will finance the project using existing funds from general obligation bonds previously issued in 2010 under M.S. § 123B.59, Subd.1, (a) Alternative Facilities Levy and Bonding. The components of the project are subject to alternative facility program approval. School board approval is required to proceed with the project. The school board believes that the Marion Savage Elementary School project is in the best interest of the district.

The district shall observe the requirement in M.S. § 123B.59 Subd. 8 to establish and maintain a separate account for this program in accordance with UFARS for this program; the district must meet requirement in M.S. § 123B.59 Subd. 3 to publish notice of intended projects.

REVIEW AND COMMENT STATEMENT

Based upon the department's analysis of the school district's required documentation and other pertinent information from sources of the Minnesota Department of Education, the Commissioner of Education provides a positive review and comment.

ADDITIONAL INFORMATION IS AVAILABLE

Persons desiring additional information regarding this proposal should contact the school district superintendent's office.



Dr. Brenda Cassellius
Commissioner

March 6, 2012

TO: Members, Board of Education Agenda Item III.B
March 22, 2012
FROM: Randy Clegg, Superintendent
DATE: March 14, 2012
RE: Softball Field Naming Recommendation

Recommendation: That the Board of Education approve the naming of the BHS softball field "Pat Feely Field" in honor of long-time softball coach Pat Feely.

Last spring, the Board was presented with a suggestion to name the high school softball field. In keeping with board policy, a small committee representative of the school district was assembled to receive the naming suggestion. This committee, referred to as the Facility Naming Advisory Committee, met on March 6, 2012 to consider the suggestion to name the high school softball field in honor of long-time softball coach Pat Feely.

Pat Feely coached Burnsville High School varsity softball for 20 years and during his tenure won six Lake Conference Championships, three section titles and two state championships. Pat is the longest tenured softball coach in BHS history. After coaching the varsity team, Pat continued to coach at the 9th grade level compiling an 87-5 record. Although Pat is no longer coaching, he continues to volunteer his time supporting the BHS softball program by mentoring new coaches, providing help during practices and games and meticulously maintaining the softball field. But what distinguishes Pat from other successful coaches is the impact he had on the girls whom played for him. Pat is remembered, not for his win loss record, but for how he connected with his players insisting on high expectations and strong character.

The Facility Naming Advisory Committee unanimously endorses naming the BHS softball field in honor of Pat Feely. Other district facilities that have been formally named include the Mraz Center, Pate Stadium, Hansen Field and, at Rahn Elementary School, the Jerry Kivi Library.