

Marble Falls ISD
has an unyielding commitment
to love every child and inspire
them to achieve their fullest
potential.



**Marble Falls ISD
Regular Meeting**

**Monday, April 16, 2018
6:00 PM**

**AGENDA OF REGULAR MEETING
MARBLE FALLS INDEPENDENT SCHOOL DISTRICT
BOARD OF TRUSTEES
MONDAY, APRIL 16, 2018 – 6:00 PM
Marble Falls ISD Central Office Community Room**

Notice is hereby given that on April 16, 2018, the Board of Trustees of the Marble Falls Independent School District will hold a Regular meeting at 6:00 PM, at the Marble Falls ISD Central Office Community Room, 1800 Colt Circle, Marble Falls, TX 78654.

The subjects to be discussed or considered, or upon which any formal action may be taken are listed below. Items do not have to be taken in the order shown on this meeting notice.

1. Call to Order
Presenter: Kevin Naumann, President
2. Roll Call
Presenter: Kevin Naumann, President
3. Invocation
Presenter: Karl Westerman
4. Pledge to the Flags
Presenter: Kevin Naumann
5. Vision Statement
Presenter: Gary Boshears
6. Special Recognitions
 - A. Superintendent's Award- Falls Career High School
Presenter: Peggy Little
 - B. Living the Vision Award- Bill Penn 4
Presenter: Dr. Chris Allen
 - C. Marble Falls High School Fishing Team National Qualifiers- Kaleb Smith & Craig 5
Dodson
Presenter: Steve Jenkins
 - D. Marble Falls High School Girls Basketball Team 6
Presenter: Coach John Berkman
7. Citizen Comments
8. Information Items
 - A. General Fund Summary 7
 - B. Expenditure Report 10
 - C. Quarterly Investment Report 28
 - D. 2018-19 School Board Meeting Dates 29
9. Presentation/Discussion Items and Possible Action
 - A. Texas Tech Update 30
Presenter: Dr. Wes Cunningham
 - B. Announcement of Board Continuing Education Credit Hours 36
Presenter: Kevin Naumann
 - C. Weight Room Equipment Purchase 37

Presenter: Rick Hoover & Damon Adams	
D. Early Education Update Presenter: Leslie Baty	38
E. STEAM Update Presenter: Dr. Wes Cunningham	47
F. Literacy Software Purchase Presenter: Dr. Wes Cunningham	55
G. Facilities Planning Committee Presenter: Dr. Chris Allen	61
H. Technology Lease Agreement Presenter: Nathan Fink	68
I. Contract for Teacher of the Visually Impaired Presenter: Dr. Susan Maughan	80
10. Consider and Possible Approval of Action	
A. Consent	
1. Minutes from Regular Board Meeting held on March 20, 2018	84
2. Budget Amendments	87
3. Tax Resale Deed for the Resale of Property Acquired by the Travis CAD	94
B. Staff Development Waiver	97
C. IMA Publisher Approval & TEKS Certification	99
11. Upcoming Meetings and Board Training Opportunities	
A. Monday, April 30, 2018 - Special Board Meeting	
B. Monday, May 21, 2018 - Regular Board Meeting	
C. Monday, June 4, 2018 - Special Board Meeting	
12. Executive Session	
A. Discussion of Professional Personnel (TX Govt. Code 551.074)	
B. Discussion and Possible Approval of Renewal/Extension of Teachers' Contracts	
C. Discussion of Security (TX Govt. Code 551.076)	
13. Reconvene from Executive Session	
14. Discussion and Possible Approval of Action Arising from Executive Session	
A. Possible Approval of Professional Personnel	
15. Adjourn	

If, during the course of the meeting, discussion of any item on the agenda should be held in a closed meeting, the board will conduct a closed meeting in accordance with the Texas Open Meetings Act, Government Code, Chapter 551, Subchapters D and E or Texas Government Code section 418.183(f). Before any closed meeting is convened, the presiding officer will publicly identify the section or sections of the Act authorizing the closed meeting. All final votes, actions, or decisions will be taken in open meeting. [See BEC(Legal)]

FOR THE BOARD OF TRUSTEES
MARBLE FALLS INDEPENDENT SCHOOL

Dr. Chris Allen, Superintendent of Schools

Texas Tech University at Highland Lakes Graduate Earns Degree After Long Journey

Like 1

TIMOTHY HOWARD | MARCH 2, 2018

Bill Penn earned his bachelor's degree after 50 years of work.

A graduate of the [Texas Tech University \(TTU\) at Highland Lakes](#) regional teaching site in Marble Falls recently achieved a lifelong dream. After 50 years of hoping to earn a college education, Bill Penn was able to complete his bachelor's degree through the flexibility of online learning and in-person classes provided by Texas Tech's [eLearning & Academic Partnerships](#).

Penn graduated high school in 1967 and enrolled at the University of Texas at Austin (UT). After beginning college, his dreams of earning a four-year degree came to a halt as he ran out of funds to continue paying for tuition. After leaving UT, Penn joined the United States Marine Corps and came home a few years later after being honorably discharged.



Bill Penn

Marble Falls High School fishing duo wins 2nd at state, going to nationals

Posted on 15 March 2018. Tags: [Marble Falls fishing club](#) [outdoors](#) [sports](#)



STAFF WRITER JENNIFER FIERRO

TYLER — After not catching any fish for almost three hours during the [Student Angler Federation Texas](#) high school state tournament March 10, Marble Falls High School seniors Kaleb Smith and Craig Dodson changed their strategy.

That fateful decision netted the two second place in the tournament and earned them a spot in the federation's high school national championship on Pickwick Lake in Florence, Alabama, on June 26-30. The national tournament is held in conjunction with the high school fishing world finals.

"It was a huge surprise for us when we found out we'd go to nationals and worlds," Smith said. "We were so happy, we were ecstatic."

The five fish the duo caught on Lake Palestine in Northeast Texas totaled 12 pounds and 12 ounces, 3 ounces less than the winning team's catch. The third-place finishers' total was 11 pounds and 3 ounces. The top three teams advance. About 30 teams participated in the state tournament.

"It was kind of a struggle at the beginning," Smith said. "We put our heads together, hunkered down, and grinded it out."

Part of their strategy was arriving the morning of March 8 to get in a practice round that afternoon and a second practice the next day. Dodson said that decision proved to be invaluable because they were able to get an idea of where the fish might be hiding.

"We found fish spawning and laying eggs, and that's how we found the majority of our fish," Dodson said. "We decided to go north when everyone else went south."

Once they caught one fish, their determination grew.

"When you catch one, your confidence level goes straight up," Smith said. "It makes you want to get back on the water."

In all, they caught about 13 fish but only kept the five biggest because of the tournament's bag limit.

The two almost weren't able to compete because they arrived at the tournament without a boat captain, not realizing that was a tournament rule. Organizers reached out to a retired Austin police officer who lived nearby in Jacksonville to serve as their captain.

The students' angling partnership began when Dodson invited Smith to fish with him a few months ago. Dodson, who has been a member of the Marble Falls High School fishing club since he was a freshman, found himself without a partner as the school year began last August.

He doesn't have that issue anymore.

"We fish well together," Dodson said.

Dodson said Smith's hand-eye coordination is a plus: He's able to quickly tie a knot and drop a line with little to no splash. That's important because it doesn't scare the fish.

"You got to be able to get things in the water when you need to," Dodson said. "Having patience means a lot. You can go all day without a bite, and you still have to get up the next morning and go find fish."





TJ Blum	So	#1	G	5'2"
Kendall Ulbricht	So	#3	G	5'3"
Celesete Castro	Sr	#5	G	5'5"
Kacie Jordan	Sr	#10	G	5'4"
Rylie Ulbricht	So	#12	G	5'5"
Madison Fields	Sr	#15	F	5'6"
Emma Holcomb	Jr	#20	F	5'8"
Mya McMillian	Sr	#21	P	6'3"
Aubree Adams	Sr	#25	F	6'2"
Aileen Neri	Sr	#35	P	6'0"
Trinity Boyd	Jr	#45	F	5'10"

Head Coach: John Berkman

Assistant Coaches: Desiree De Leon, Adley Canales, & Cyril Lemon

Trainer: Brandon Belk & Brittany Mitchell

Managers: Rachel Mintz & Macy Dyer

Student Trainers: Sydney Parden & Sanlin Bolin



Marble Falls ISD
Statement of Revenues and Expenditures - General Fund
As of March 31, 2018

75% REVENUES	Of Fiscal Year	CURRENT YEAR YTD				% OF BUDGET	CURRENT MONTH		
		BUDGET	YTD ACTIVITY	BALANCE	BUDGET		MONTH ACTIVITY	% OF BUDGET	
5710	LOCAL TAX REVENUES	\$ 37,413,324	\$ 36,080,868	\$ 1,332,456	96.44%	\$ 37,413,324	\$ 605,097	1.62%	
57XX	OTHER LOCAL REVENUES	\$ 515,508	\$ 563,910	\$ (48,402)	109.39%	\$ 515,508	\$ 133,374	25.87%	
58XX	STATE PROG. REVENUES	\$ 4,326,315	\$ 2,420,991	\$ 1,905,324	55.96%	\$ 4,326,315	\$ 78,971	1.83%	
5900	FEDERAL REVENUE	\$ 960,000	\$ 664,911	\$ 295,089	69.26%	\$ 960,000	\$ 21,634	2.25%	
TOTAL REVENUE		\$ 43,215,147	\$ 39,730,680	\$ 3,484,467	91.94%	\$ 43,215,147	\$ 839,076	1.94%	
EXPENDITURES									
11	INSTRUCTION	\$ 21,162,108	\$ 11,996,293	\$ 9,165,815	56.69%	\$ 21,162,108	\$ 1,611,836	7.62%	
12	LIBRARY	\$ 454,774	\$ 244,278	\$ 210,496	53.71%	\$ 454,774	\$ 30,130	6.63%	
13	STAFF DEVELOPMENT	\$ 405,065	\$ 293,219	\$ 111,846	72.39%	\$ 405,065	\$ 16,492	4.07%	
21	INST ADMINISTRATION	\$ 1,024,264	\$ 728,230	\$ 296,034	71.10%	\$ 1,024,264	\$ 76,006	7.42%	
23	SCHOOL ADMINISTRATION	\$ 2,203,424	\$ 1,452,659	\$ 750,765	65.93%	\$ 2,203,424	\$ 182,092	8.26%	
31	GUID AND COUNSELING	\$ 1,161,496	\$ 714,426	\$ 447,070	61.51%	\$ 1,161,496	\$ 90,595	7.80%	
32	SOCIAL WORK SERVICES	\$ 62,871	\$ 42,444	\$ 20,427	67.51%	\$ 62,871	\$ 4,343	6.91%	
33	HEALTH SERVICES	\$ 390,340	\$ 223,136	\$ 167,204	57.16%	\$ 390,340	\$ 30,114	7.71%	
34	PUPIL TRANSP - REGULAR	\$ 2,013,409	\$ 1,600,831	\$ 412,578	79.51%	\$ 2,013,409	\$ 114,817	5.70%	
36	CO-CURRICULAR ACT	\$ 1,613,783	\$ 1,005,609	\$ 608,174	62.31%	\$ 1,613,783	\$ 159,113	9.86%	
41	GEN ADMINISTRATION	\$ 1,466,189	\$ 1,051,017	\$ 415,172	71.68%	\$ 1,466,189	\$ 96,466	6.58%	
51	PLANT MAINT & OPERATION	\$ 4,827,716	\$ 3,487,583	\$ 1,340,133	72.24%	\$ 4,827,716	\$ 320,023	6.63%	
52	SECURITY & MONITORING	\$ 130,777	\$ 54,292	\$ 76,485	41.51%	\$ 130,777	\$ 5,847	4.47%	
53	DATA PROCESSING	\$ 2,122,207	\$ 1,712,930	\$ 409,277	80.71%	\$ 2,122,207	\$ 60,276	2.84%	
61	COMMUNITY SERVICES	\$ 57,510	\$ 26,499	\$ 31,011	46.08%	\$ 57,510	\$ 3,981	6.92%	
71	DEBT SERVICE	\$ 184,034	\$ 184,034	\$ -		\$ 184,034	\$ 44,314		
81	FACILITIES ACQ & CONST	\$ -	\$ -	\$ -	0.00%	\$ -	\$ -	0.00%	
91	STUDENT ATTENDANCE CR	\$ 4,820,432	\$ 1,374,491	\$ 3,445,941	28.51%	\$ 4,820,432	\$ 689,415	14.30%	
99	PURCHASES & CONT SRVS	\$ 646,749	\$ 506,644	\$ 140,105	78.34%	\$ 646,749	\$ 173,551	26.83%	
TOTAL EXPENDITURES		\$ 44,747,148	\$ 26,698,615	\$ 18,048,533	59.67%	\$ 44,747,148	\$ 3,709,411	8.29%	
7000	Other Sources	\$ 549,640	\$ 551,515				\$ 1,875		
8000	Other Uses	\$ -	\$ 5,000				\$ 5,000		
		Budget	Actual			Month Actual			
1200	EXCESS (DEFICIENCY) OF REVENUES OVER EXPENDITURES	\$ (982,361)	\$ 13,578,580	EXCESS (DEFICIENCY) OF REVENUES OVER EXPENDITURES		\$ (2,873,460)			
3000	BEG FUND BAL 07/01/17	\$ 13,980,959							
BUDGETED FUND BALANCE		\$ (982,361)							
3000	END FUND BAL 08/31/18	\$ 12,998,598	Unaudited						

Marble Falls ISD
Statement of Revenues and Expenditures - Food Service
As of March 31, 2018

75% Of Fiscal Year		CURRENT YEAR YTD				CURRENT MONTH			
		BUDGET	YTD ACTIVITY	BALANCE	% OF BUDGET	BUDGET	MONTH ACTIVITY	% OF BUDGET	
REVENUES									
57XX	LOCAL REVENUES	\$ 695,140	\$ 503,074	\$ 192,066	72.37%	\$ 695,140	\$ 57,383	8.25%	
58XX	STATE PROG. REVENUES	\$ 11,621	\$ 141	\$ 11,480	1.22%	\$ 11,621	\$ -	0.00%	
59xx	FEDERAL REVENUE	\$ 1,815,468	\$ 1,078,375	\$ 737,093	59.40%	\$ 1,815,468	\$ 177,365	9.77%	
	TOTAL REVENUE	\$ 2,522,229	\$ 1,581,590	\$ 940,639	62.71%	\$ 2,522,229	\$ 234,748	9.31%	
EXPENDITURES									
61	PAYROLL COST	\$ 942,819	\$ 726,675	\$ 216,144	77.07%	\$ 942,819	\$ 80,893	8.58%	
62	PURCHASE & CONTRACTED	\$ 99,619	\$ 70,470	\$ 29,149	70.74%	\$ 99,619	\$ 9,594	9.63%	
63	SUPPLIES AND MATERIALS	\$ 1,393,160	\$ 856,027	\$ 537,133	61.44%	\$ 1,393,160	\$ 90,887	6.52%	
64	OTHER OPERATING EXP	\$ 16,438	\$ 9,922	\$ 6,516	60.36%	\$ 16,438	\$ 2,950	17.95%	
66	CPTL OUTLAY	\$ -	\$ -	\$ -	0.00%	\$ -	\$ -	0.00%	
	TOTAL EXPENDITURES	\$ 2,452,036	\$ 1,663,094	\$ 788,942	67.83%	\$ 2,452,036	\$ 184,324	7.52%	
7000	Other Sources		\$ -				\$ -		
8000	Other Uses		\$ -				\$ -		
		Budget	Actual				Month Actual		
1200	EXCESS (DEFICIENCY) OF REVENUES OVER EXPENDITURES	\$ 70,193	\$ (81,504)	EXCESS (DEFICIENCY) OF REVENUES OVER EXPENDITURES		\$ 50,424			
3000	BEG FUND BAL 07/01/17	\$ 642,821							
3000	END FUND BAL 08/31/18	\$ 713,014	Unaudited						

Marble Falls ISD
Statement of Revenues and Expenditures - Debt Service
As of March 31, 2018

75%	Of Fiscal Year	CURRENT YEAR YTD				% OF BUDGET	CURRENT MONTH		
		BUDGET	YTD ACTIVITY	BALANCE			BUDGET	MONTH ACTIVITY	% OF BUDGET
REVENUES									
57XX	LOCAL TAX REVENUES	\$ 7,948,326	\$ 7,771,449	\$ 176,877	97.77%	\$ 7,948,326	\$ 142,430	1.79%	
58XX	STATE PROG. REVENUES	\$ 108,975	\$ 115,381	\$ (6,406)	105.88%	\$ 108,975	\$ -	0.00%	
59xx	FEDERAL REVENUE	\$ -	\$ -	\$ -	0.00%	\$ -	\$ -	0.00%	
	TOTAL REVENUE	\$ 8,057,301	\$ 7,886,830	\$ 170,471	97.88%	\$ 8,057,301	\$ 142,430	1.77%	
EXPENDITURES									
65	DEBT SERVICE	\$ 6,737,558	\$ 6,257,467	\$ 480,091	92.87%	\$ 6,737,558	\$ 750	0.01%	
	TOTAL EXPENDITURES	\$ 6,737,558	\$ 6,257,467	\$ 480,091	92.87%	\$ 6,737,558	\$ 750	0.01%	
7000	Other Sources		\$ -				\$ -		
8000	Other Uses		\$ -				\$ -		
		Budget	Actual				Month Actual		
1200	EXCESS (DEFICIENCY) OF REVENUES OVER EXPENDITURES	\$ 1,319,743	\$ 1,629,363		EXCESS (DEFICIENCY) OF REVENUES OVER		\$ 141,680		0
3000	BEG FUND BAL 07/01/17	\$ 7,210,839		0					
3000	END FUND BAL 08/31/18	\$ 8,530,582	Unaudited						

Marble Falls Independent School District

Financial Report

April 23, 2018

Check Payment Fund Summary

Expenditure to Budget Report

Check Payment Fund Summary

For Bills Paid

March 1 – March 31, 2018

FUND SUMMARY

<u>FUND</u>	<u>DESCRIPTION</u>	<u>BALANCE SHEET</u>	<u>REVENUE</u>	<u>EXPENSE</u>	<u>TOTAL</u>
180	COMPUTER REPAIR FUND	0.00	45.00	0.00	45.00
199	GENERAL FUND	75,061.47	34.00	617,349.44	692,444.91
211	TITLE I PART A, BASIC PROGRAMS	0.00	0.00	7,266.55	7,266.55
224	IDEA PART B FORMULA	0.00	0.00	51,445.19	51,445.19
240	FOOD SERVICE	0.00	0.00	98,615.79	98,615.79
244	VOC. ED.-BASIC GRANT	0.00	0.00	4,371.71	4,371.71
352	21st CENTURY COMM LEARNING CEN	0.00	0.00	72,581.26	72,581.26
622	CPF - CATE	0.00	0.00	765.00	765.00
***	Fund Summary Totals ***	75,061.47	79.00	852,394.94	927,535.41

***** End of report *****

Expenditure to Budget Report

April 23, 2018

General Operating Fund

Food Service Fund

Capital Projects

	Obj	Obj	2017-18 ESTIMATED REVENUE	March 2017-18 MTHLY ACTIVITY	2017-18 Activity	REVENUE BALANCE	PERCENT REALIZED	2017-18 YTD %
199		GENERAL FUND						
5700		REVENUE-LOCAL & INTERMED						
	571-	LOCAL REAL-PROPERTY TAXES	37,413,324.00	605,097.45	36,080,868.12	1,332,455.88	97.12	96.44
	572-	REV FM SRVCS TO LOCAL ED AG	3,315.00	0.00	0.00	3,315.00	0.00	0.00
	573-	TUITION & FEES FROM PATRONS	102,000.00	6,677.00	50,527.45	51,472.55	49.54	49.54
	574-	TRANS FROM WITHIN STATE	291,622.50	121,821.00	394,662.36	-103,039.86	135.33	135.33
	575-	ENTERPRISING ACTIVITIES	118,570.00	4,876.17	118,720.33	-150.33	100.13	100.13
	57--	REVENUE-LOCAL & INTERMED	37,928,831.50	738,471.62	36,644,778.26	1,284,053.24	97.28	96.61
5800		STATE PROGRAM REVENUES						
	581-	PER CAPITA-FOUNDATION REV	2,659,872.00	78,971.00	1,858,392.00	801,480.00	69.87	69.87
	582-	STATE REVENUE DISTRBD BY TEA	5,000.00	0.00	0.00	5,000.00	0.00	0.00
	583-	TRS ON BEHALF BENEFIT	1,661,443.00	0.00	562,599.13	1,098,843.87	33.86	33.86
	58--	STATE PROGRAM REVENUES	4,326,315.00	78,971.00	2,420,991.13	1,905,323.87	55.96	55.96
5900		FEDERAL PROGRAM REVENUES						
	591-	FEDERALLY DIST REVENUES	40,000.00	0.00	16,950.86	23,049.14	42.38	42.38
	592-		120,000.00	0.00	59,345.62	60,654.38	49.45	49.45
	593-	VOC ED NON FOUNDATION	800,000.00	21,633.73	588,614.90	211,385.10	73.94	73.58
	59--	FEDERAL PROGRAM REVENUES	960,000.00	21,633.73	664,911.38	295,088.62	69.57	69.26
7900		OTHER RESOURCES						
	791-		549,639.70	0.00	551,514.70	-1,875.00	100.34	100.34
	79--	OTHER RESOURCES	549,639.70	0.00	551,514.70	-1,875.00	100.34	100.34
	----	GENERAL FUND	43,764,786.20	839,076.35	40,282,195.47	3,482,590.73	92.63	92.04

Obj	Obj	2017-18 ESTIMATED REVENUE	March 2017-18 MTHLY ACTIVITY	2017-18 Activity	REVENUE BALANCE	PERCENT REALIZED	2017-18 YTD %
240	FOOD SERVICE						
5700	REVENUE-LOCAL & INTERMED						
	574- TRANS FROM WITHIN STATE	1,500.00	535.80	2,071.06	-571.06	138.07	138.07
	575- ENTERPRISING ACTIVITIES	693,640.00	56,846.80	501,002.57	192,637.43	72.23	72.23
	57-- REVENUE-LOCAL & INTERMED	695,140.00	57,382.60	503,073.63	192,066.37	72.37	72.37
5800	STATE PROGRAM REVENUES						
	582- STATE REVENUE DISTRBD BY TEA	11,621.00	0.00	141.42	11,479.58	1.22	1.22
	58-- STATE PROGRAM REVENUES	11,621.00	0.00	141.42	11,479.58	1.22	1.22
5900	FEDERAL PROGRAM REVENUES						
	592-	1,815,468.00	177,365.02	1,078,374.68	737,093.32	59.40	59.40
	59-- FEDERAL PROGRAM REVENUES	1,815,468.00	177,365.02	1,078,374.68	737,093.32	59.40	59.40
	---- FOOD SERVICE	2,522,229.00	234,747.62	1,581,589.73	940,639.27	62.71	62.71

Number of Accounts: 54

***** End of report *****

	Obj	Obj	2017-18 ESTIMATED REVENUE	March 2017-18 Monthly Activity	2017-18 Activity	REVENUE BALANCE	2017-18 YTD %
199		GENERAL FUND					
	5---	REVENUE	43,215,146.50	839,076.35	39,730,680.77	3,484,465.73	91.94
	7---	OTHER RESOURCES	549,639.70	0.00	551,514.70	-1,875.00	100.34
	----	GENERAL FUND	43,764,786.20	839,076.35	40,282,195.47	3,482,590.73	92.04
240		FOOD SERVICE					
	5---	REVENUE	2,522,229.00	234,747.62	1,581,589.73	940,639.27	62.71
	----	FOOD SERVICE	2,522,229.00	234,747.62	1,581,589.73	940,639.27	62.71

Number of Accounts: 54

***** End of report *****

Obj	Obj	2017-18 BUDGET	ENCUMBRANCE YTD	2017-18 EXPENDITURES	March 2017-18 ACTIVITY	2017-18 BALANCE	2017-18 YTD %
199	GENERAL FUND						
00							
	89-- OTHER USES	0.00	0.00	5,000.00	0.00	-5,000.00	0.00
	----	0.00	0.00	5,000.00	0.00	-5,000.00	0.00
11	INSTRUCTION						
	61-- PAYROLL COSTS	20,210,822.59	0.00	11,386,936.50	1,536,605.35	8,823,886.09	56.34
	62-- PURCHASE & CONTRACTED SVS	287,978.78	36,231.77	210,082.04	20,246.94	41,664.97	72.95
	63-- SUPPLIES AND MATERIALS	490,658.65	81,241.89	218,807.11	37,961.02	190,609.65	44.59
	64-- OTHER OPERATING EXPENSES	44,300.57	6,101.77	59,172.38	17,021.39	-20,973.58	133.57
	66-- CPTL OUTLY LAND BLDG & EQ	128,347.00	7,052.00	121,294.03	0.00	0.97	94.50
	---- INSTRUCTION	21,162,107.59	130,627.43	11,996,292.06	1,611,834.70	9,035,188.10	56.69
12	INST. RESOURCES & MEDIA SVCS						
	61-- PAYROLL COSTS	360,978.32	0.00	204,114.55	26,861.85	156,863.77	56.54
	62-- PURCHASE & CONTRACTED SVS	37,565.00	1,379.25	7,492.44	904.69	28,693.31	19.95
	63-- SUPPLIES AND MATERIALS	50,339.44	17,969.82	29,221.47	2,363.92	3,148.15	58.05
	64-- OTHER OPERATING EXPENSES	5,891.56	0.00	3,449.97	0.00	2,441.59	58.56
	---- INST. RESOURCES & MEDIA S	454,774.32	19,349.07	244,278.43	30,130.46	191,146.82	53.71
13	CURRICULUM DEV & INST STFF DEV						
	61-- PAYROLL COSTS	165,678.61	0.00	120,756.19	8,146.78	44,922.42	72.89
	62-- PURCHASE & CONTRACTED SVS	90,750.00	0.00	75,104.20	0.00	15,645.80	82.76
	63-- SUPPLIES AND MATERIALS	79,620.72	1,042.99	64,239.86	1,539.15	14,337.87	80.68
	64-- OTHER OPERATING EXPENSES	69,015.33	8,407.52	33,118.82	6,806.51	27,488.99	47.99
	---- CURRICULUM DEV & INST STF	405,064.66	9,450.51	293,219.07	16,492.44	102,395.08	72.39
21	INSTRUCTIONAL LEADERSHIP						
	61-- PAYROLL COSTS	881,145.29	0.00	641,625.35	71,431.96	239,519.94	72.82
	62-- PURCHASE & CONTRACTED SVS	103,514.37	2,439.00	57,820.54	2,800.11	43,254.83	55.86
	63-- SUPPLIES AND MATERIALS	23,554.68	1,250.06	17,300.97	466.28	5,003.65	73.45

	Obj	Obj	2017-18 BUDGET	ENCUMBRANCE YTD	2017-18 EXPENDITURES	March 2017-18 ACTIVITY	2017-18 BALANCE	2017-18 YTD %
199		GENERAL FUND						
21		INSTRUCTIONAL LEADERSHIP						
	64--	OTHER OPERATING EXPENSES	16,049.95	1,512.03	11,483.60	1,307.74	3,054.32	71.55
	----	INSTRUCTIONAL LEADERSHIP	1,024,264.29	5,201.09	728,230.46	76,006.09	290,832.74	71.10
23		SCHOOL LEADERSHIP						
	61--	PAYROLL COSTS	2,115,611.83	0.00	1,393,605.92	176,839.59	722,005.91	65.87
	62--	PURCHASE & CONTRACTED SVS	37,005.47	9,875.73	25,967.43	3,264.68	1,162.31	70.17
	63--	SUPPLIES AND MATERIALS	33,785.32	12,003.29	22,395.64	1,583.74	-613.61	66.29
	64--	OTHER OPERATING EXPENSES	17,021.16	6,766.33	10,689.85	403.74	-435.02	62.80
	----	SCHOOL LEADERSHIP	2,203,423.78	28,645.35	1,452,658.84	182,091.75	722,119.59	65.93
31		GUIDANCE & COUNSELING						
	61--	PAYROLL COSTS	1,125,777.67	0.00	694,289.24	85,515.07	431,488.43	61.67
	62--	PURCHASE & CONTRACTED SVS	7,110.00	2,224.00	4,247.41	3,898.10	638.59	59.74
	63--	SUPPLIES AND MATERIALS	17,981.56	2,286.67	10,129.07	876.30	5,565.82	56.33
	64--	OTHER OPERATING EXPENSES	10,626.44	1,081.62	5,760.38	305.38	3,784.44	54.21
	----	GUIDANCE & COUNSELING	1,161,495.67	5,592.29	714,426.10	90,594.85	441,477.28	61.51
32		SOCIAL WORK SERVICES						
	61--	PAYROLL COSTS	50,871.56	0.00	35,866.97	3,765.37	15,004.59	70.50
	62--	PURCHASE & CONTRACTED SVS	12,000.00	0.00	6,577.44	577.44	5,422.56	54.81
	----	SOCIAL WORK SERVICES	62,871.56	0.00	42,444.41	4,342.81	20,427.15	67.51
33		HEALTH SERVICES						
	61--	PAYROLL COSTS	378,365.53	0.00	217,663.50	29,520.51	160,702.03	57.53
	62--	PURCHASE & CONTRACTED SVS	778.00	0.00	200.00	0.00	578.00	25.71
	63--	SUPPLIES AND MATERIALS	10,310.00	3,510.30	5,272.63	593.93	1,527.07	51.14
	64--	OTHER OPERATING EXPENSES	886.00	0.00	0.00	0.00	886.00	0.00
	----	HEALTH SERVICES	390,339.53	3,510.30	223,136.13	30,114.44	163,693.10	57.16

	Obj	Obj	2017-18 BUDGET	ENCUMBRANCE YTD	2017-18 EXPENDITURES	March 2017-18 ACTIVITY	2017-18 BALANCE	2017-18 YTD %
199		GENERAL FUND						
34		PUPIL TRANSPORTATION						
	61--	PAYROLL COSTS	1,298,705.21	0.00	1,002,862.28	107,713.67	295,842.93	77.22
	62--	PURCHASE & CONTRACTED SVS	34,525.00	5,862.11	21,671.08	1,044.39	6,991.81	62.77
	63--	SUPPLIES AND MATERIALS	342,820.00	83,632.90	250,206.33	21,396.61	8,980.77	72.98
	64--	OTHER OPERATING EXPENSES	-92,550.00	2,062.45	-103,817.93	-15,337.96	9,205.48	112.17
	66--	CPTL OUTLY LAND BLDG & EQ	429,909.00	0.00	429,909.00	0.00	0.00	100.00
	----	PUPIL TRANSPORTATION	2,013,409.21	91,557.46	1,600,830.76	114,816.71	321,020.99	79.51
36		COCURR./EXTRACURR.ACTIVITIES						
	61--	PAYROLL COSTS	985,555.97	0.00	531,135.83	67,771.57	454,420.14	53.89
	62--	PURCHASE & CONTRACTED SVS	144,306.17	12,268.22	116,749.77	18,477.33	15,288.18	80.90
	63--	SUPPLIES AND MATERIALS	155,631.39	34,793.19	99,134.83	14,127.09	21,703.37	63.70
	64--	OTHER OPERATING EXPENSES	328,289.44	32,044.00	258,587.97	58,736.93	37,657.47	78.77
	----	COCURR./EXTRACURR.ACTIVIT	1,613,782.97	79,105.41	1,005,608.40	159,112.92	529,069.16	62.31
41		GENERAL ADMINISTRATION						
	61--	PAYROLL COSTS	1,139,490.33	0.00	818,478.21	89,405.02	321,012.12	71.83
	62--	PURCHASE & CONTRACTED SVS	121,381.16	24,491.44	92,126.23	1,032.76	4,763.49	75.90
	63--	SUPPLIES AND MATERIALS	92,829.62	1,547.61	61,880.52	1,787.56	29,401.49	66.66
	64--	OTHER OPERATING EXPENSES	112,487.72	8,276.09	78,531.58	4,240.22	25,680.05	69.81
	----	GENERAL ADMINISTRATION	1,466,188.83	34,315.14	1,051,016.54	96,465.56	380,857.15	71.68
51		PLANT MAINTENANCE & OPERATIONS						
	61--	PAYROLL COSTS	2,376,010.55	0.00	1,813,610.83	184,696.81	562,399.72	76.33
	62--	PURCHASE & CONTRACTED SVS	1,480,353.18	70,611.57	1,002,254.94	109,371.35	407,486.67	67.70
	63--	SUPPLIES AND MATERIALS	480,307.00	59,320.86	380,495.54	25,216.08	40,490.60	79.22
	64--	OTHER OPERATING EXPENSES	166,400.00	1,870.73	179,145.47	758.83	-14,616.20	107.66
	66--	CPTL OUTLY LAND BLDG & EQ	324,645.00	460.46	112,076.59	-20.50	212,107.95	34.52
	----	PLANT MAINTENANCE & OPERA	4,827,715.73	132,263.62	3,487,583.37	320,022.57	1,207,868.74	72.24

	Obj	Obj	2017-18 BUDGET	ENCUMBRANCE YTD	2017-18 EXPENDITURES	March 2017-18 ACTIVITY	2017-18 BALANCE	2017-18 YTD %
199		GENERAL FUND						
52		SECURITY & MONITORING SERVICES						
	61--	PAYROLL COSTS	69,777.53	0.00	47,643.34	5,366.78	22,134.19	68.28
	62--	PURCHASE & CONTRACTED SVS	56,500.00	0.00	4,740.00	480.00	51,760.00	8.39
	63--	SUPPLIES AND MATERIALS	4,500.00	2,349.29	1,908.55	0.00	242.16	42.41
	----	SECURITY & MONITORING SER	130,777.53	2,349.29	54,291.89	5,846.78	74,136.35	41.51
53		DATA PROCESSING SERVICES						
	61--	PAYROLL COSTS	680,462.12	0.00	438,615.71	45,952.24	241,846.41	64.46
	62--	PURCHASE & CONTRACTED SVS	429,112.22	8,962.32	422,706.46	3,506.28	-2,556.56	98.51
	63--	SUPPLIES AND MATERIALS	392,185.25	13,236.98	297,620.47	10,819.23	81,327.80	75.89
	64--	OTHER OPERATING EXPENSES	4,537.75	0.00	4,347.58	0.00	190.17	95.81
	66--	CPTL OUTLY LAND BLDG & EQ	615,909.70	66,270.00	549,639.70	0.00	0.00	89.24
	----	DATA PROCESSING SERVICES	2,122,207.04	88,469.30	1,712,929.92	60,277.75	320,807.82	80.71
61		COMMUNITY SERVICES						
	61--	PAYROLL COSTS	37,098.52	0.00	25,988.46	3,981.09	11,110.06	70.05
	62--	PURCHASE & CONTRACTED SVS	20,000.00	0.00	0.00	0.00	20,000.00	0.00
	64--	OTHER OPERATING EXPENSES	412.00	0.00	510.98	0.00	-98.98	124.02
	----	COMMUNITY SERVICES	57,510.52	0.00	26,499.44	3,981.09	31,011.08	46.08
71		DEBT SERVICES						
	65--	DEBT SERVICE	184,034.00	0.00	184,034.37	44,314.47	-0.37	100.00
	----	DEBT SERVICES	184,034.00	0.00	184,034.37	44,314.47	-0.37	100.00
91		INTERGOVERNMENTAL CHARGES						
	62--	PURCHASE & CONTRACTED SVS	4,820,432.00	0.00	1,374,491.00	689,415.00	3,445,941.00	28.51
	----	INTERGOVERNMENTAL CHARGES	4,820,432.00	0.00	1,374,491.00	689,415.00	3,445,941.00	28.51

	Obj	Obj	2017-18 BUDGET	ENCUMBRANCE YTD	2017-18 EXPENDITURES	March 2017-18 ACTIVITY	2017-18 BALANCE	2017-18 YTD %
199		GENERAL FUND						
99		OTHR INTERGOVERNMENTAL CHARGES						
	62--	PURCHASE & CONTRACTED SVS	646,749.00	0.00	506,643.82	173,551.05	140,105.18	78.34
	----	OTHR INTERGOVERNMENTAL CH	646,749.00	0.00	506,643.82	173,551.05	140,105.18	78.34
	----	GENERAL FUND	44,747,148.23	630,436.26	26,703,615.01	3,709,411.44	17,413,096.96	59.68

		2017-18	ENCUMBRANCE	2017-18	March 2017-18		2017-18
	Obj Obj	BUDGET	YTD	EXPENDITURES	ACTIVITY	BALANCE	YTD %
240	FOOD SERVICE						
35	FOOD SERVICES						
	61-- PAYROLL COSTS	942,819.00	0.00	726,673.76	80,893.96	216,145.24	77.07
	62-- PURCHASE & CONTRACTED SVS	99,619.05	6,891.33	70,470.46	9,593.22	22,257.26	70.74
	63-- SUPPLIES AND MATERIALS	1,393,159.95	334,946.59	856,026.69	90,886.86	202,186.67	61.44
	64-- OTHER OPERATING EXPENSES	16,438.00	797.36	9,923.08	2,949.88	5,717.56	60.37
	---- FOOD SERVICES	2,452,036.00	342,635.28	1,663,093.99	184,323.92	446,306.73	67.83
	---- FOOD SERVICE	2,452,036.00	342,635.28	1,663,093.99	184,323.92	446,306.73	67.83

Number of Accounts: 2126

***** End of report *****

		2017-18	ENCUMBRANCE	2017-18	March 2017-18		2017-18
	Obj Obj	BUDGET	YTD	EXPENDITURES	ACTIVITY	BALANCE	YTD %
199	GENERAL FUND						
	6--- EXPENDITURES	44,747,148.23	630,436.26	26,698,615.01	3,709,411.44	17,418,096.96	59.67
	8--- OTHER USES	0.00	0.00	5,000.00	0.00	-5,000.00	0.00
	---- GENERAL FUND	44,747,148.23	630,436.26	26,703,615.01	3,709,411.44	17,413,096.96	59.68
240	FOOD SERVICE						
	6--- EXPENDITURES	2,452,036.00	342,635.28	1,663,093.99	184,323.92	446,306.73	67.83
	---- FOOD SERVICE	2,452,036.00	342,635.28	1,663,093.99	184,323.92	446,306.73	67.83

Number of Accounts: 2126

***** End of report *****

Fnd	T	Fn	Obj	Sb	Org	F	Pr	L	L2	Fnd	Obj	Date	Src	Sub	Batch	Vendor Name/Ref	PO#/Line#	Description	Inv#/Desc2	Inv Date	Chk#/Rec#	Check Date	Amount	
622	E	11	6399	05	001	0	22	0	00	CPF - CATE	GENERAL SUPPLIES													
												03/05/18	AP		JBNOV	FOXWORTH-GALBRAITH LUMBER CO	221800009	CONSTRUCTION TRADES TINY HOME PROJECT OPEN PO	18457601	V02/07/18	1630	03/05/18	-1,075.45	
												03/05/18	AP		JBNOV	FOXWORTH-GALBRAITH LUMBER CO	221800009	CONSTRUCTION TRADES TINY HOME PROJECT OPEN PO	18457601	02/07/18	1641	03/05/18	1,075.45	
												03/09/18	AP		CC030318	AMAZON.COM	221800011	FEB - ACCT#00-0427-8789	030317S027100113	03/03/18			349.99	
												03/09/18	AP		CC030318	AMAZON.COM	221800011	FEB - ACCT#00-0427-8789	030317S027100112	03/03/18			502.06	
												03/09/18	AP		CC030318	AMAZON.COM	221800011	FEB - ACCT#00-0427-8789	030317S027100110	03/03/18			1,377.61	
												03/09/18	AP		CC030318	AMAZON.COM	221800011	FEB - ACCT#00-0427-8789	030317S027100111	03/03/18			143.95	
												03/09/18	AP		CC030318	AMAZON.COM	221800011	FEB - ACCT#00-0427-8789	030317S027100104	03/03/18			99.97	
												03/09/18	AP		CC030318	AMAZON.COM	221800011	FEB - ACCT#00-0427-8789	030317S027100101	03/03/18			32.60	
												03/09/18	AP		CC030318	AMAZON.COM	221800011	FEB - ACCT#00-0427-8789	030317S027100115	03/03/18	99498	03/09/18	765.00	
												03/09/18	AP		CC030318	AMAZON.COM	221800011	FEB - ACCT#00-0427-8789	030317S027100097	03/03/18			40.07	
												03/09/18	AP		CC030318	AMAZON.COM	221800011	FEB - ACCT#00-0427-8789	030317S027100113	*03/03/18			-349.99	
												03/09/18	AP		CC030318	AMAZON.COM	221800011	FEB - ACCT#00-0427-8789	030317S027100110	*03/03/18			-1,377.61	
												03/09/18	AP		CC030318	AMAZON.COM	221800011	FEB - ACCT#00-0427-8789	030317S027100112	*03/03/18			-502.06	
												03/09/18	AP		CC030318	AMAZON.COM	221800011	FEB - ACCT#00-0427-8789	030317S027100111	*03/03/18			-143.95	
												03/09/18	AP		CC030318	AMAZON.COM	221800011	FEB - ACCT#00-0427-8789	030317S027100101	*03/03/18			-32.60	
												03/09/18	AP		CC030318	AMAZON.COM	221800011	FEB - ACCT#00-0427-8789	030317S027100104	*03/03/18			-99.97	
												03/09/18	AP		CC030318	AMAZON.COM	221800011	FEB - ACCT#00-0427-8789	030317S027100097	*03/03/18			-40.07	
												03/09/18	AP		CC030318	AMAZON.COM	221800011	FEB - ACCT#00-0427-8789	030317S027100097	03/03/18	1649	03/09/18	40.07	
												03/09/18	AP		CC030318	AMAZON.COM	221800011	FEB - ACCT#00-0427-8789	030317S027100101	03/03/18	1649	03/09/18	32.60	
												03/09/18	AP		CC030318	AMAZON.COM	221800011	FEB - ACCT#00-0427-8789	030317S027100104	03/03/18	1649	03/09/18	99.97	
												03/09/18	AP		CC030318	AMAZON.COM	221800011	FEB - ACCT#00-0427-8789	030317S027100110	03/03/18	1649	03/09/18	1,377.61	
												03/09/18	AP		CC030318	AMAZON.COM	221800011	FEB - ACCT#00-0427-8789	030317S027100111	03/03/18	1649	03/09/18	143.95	
												03/09/18	AP		CC030318	AMAZON.COM	221800011	FEB - ACCT#00-0427-8789	030317S027100112	03/03/18	1649	03/09/18	502.06	
												03/09/18	AP		CC030318	AMAZON.COM	221800011	FEB - ACCT#00-0427-8789	030317S027100113	03/03/18	1649	03/09/18	349.99	
												03/22/18	AP		JB	FOXWORTH-GALBRAITH LUMBER CO	221800009	CONSTRUCTION TRADES TINY HOME PROJECT OPEN PO	18459711	03/20/18	1653	03/23/18	164.93	
												03/22/18	AP		JB	FOXWORTH-GALBRAITH LUMBER CO	221800009	CONSTRUCTION TRADES TINY HOME PROJECT OPEN PO	18459712	03/20/18	1653	03/23/18	900.00	

March 4,376.18

P.O. #	*Year	Description	Vendor	P.O. Date	PO Amount	PO Enc Amount	Liquidated	Adj Enc Amount	Amount Open	Sts
221800009	2017	CONSTRUCTION TRADES TINY HOME	FOXWORTH-GALBRAITH	08/28/2017	7,248.86	7,248.86	4,043.67	0.00	3,205.19	O
221800010	2017	CONSTRUCTION TRADES TINY HOUSE	THE HOME DEPOT	08/28/2017	5,358.31	5,358.31	4,721.82	0.00	636.49	O
221800011	2017	CONSTRUCTION TRADES TINY HOME	AMAZON.COM	08/28/2017	5,611.00	5,611.00	3,311.25	0.00	2,299.75	O
				*Total	18,218.17	18,218.17	12,076.74	0.00	6,141.43	

*622 E 11 6399 05 001 0 22 0 00 4,376.18

*Accounts Payable 4,376.18

* The Year column displays the first year of the fiscal year pair (2018 for 2018-2019).

Fnd	T	Fn	Obj	Sb	Org	F	Pr	L	L2	Fnd	Obj	Date	Src	Sub	Batch	Vendor Name/Ref	PO#/Line#	Description	Inv#/Desc2	Inv Date	Chk#/Rec#	Check Date	Amount		
622	E	11	63--	--	----	----	----	----	----	----	CPF - CATE														
622	E	11	----	----	----	----	----	----	----	----	CPF - CATE														
622	-	----	----	----	----	----	----	----	----	----	CPF - CATE														

651 E 51 6299 42 934 0 99 0 00 CPF - MAINTENANCE											MISC. CONTRACTED SERVICES										
P.O. #	*Year	Description	Vendor	P.O. Date	PO Amount	PO Enc Amount	Liquidated	Adj Enc Amount	Amount Open	Sts											
6001800015	2017	MT - BUS BARN RELOCATION RFP N	THE HIGHLANDER	10/03/2017	165.00	165.00	0.00	0.00	165.00	0											
										*Total	165.00	165.00	0.00	0.00	165.00						
										*651 E 51 6299 42 934 0 99 0 00						0.00					

651 E 51 62-- -- -- -- -- CPF - MAINTENANCE

651 E 51 6399 42 934 0 99 0 00 CPF - MAINTENANCE											GENERAL SUPPLIES										
P.O. #	*Year	Description	Vendor	P.O. Date	PO Amount	PO Enc Amount	Liquidated	Adj Enc Amount	Amount Open	Sts											
03/01/18	AP	JB	MOORE SUPPLY COMPANY	6001800036	WO#5690-TD RELOCATION	S152224845001	*02/27/18			-0.84											
03/01/18	AP	JB	MOORE SUPPLY COMPANY	6001800036	WO#5690-TD RELOCATION	S152224845001	02/27/18	1646	03/08/18	0.84											
03/07/18	AP	JB	WILLIS ENVIRONMENTAL ENGINEERING INC	6001800037	MT - TD SITE ENGINEERING SERVICES	3589	03/06/18	1647	03/08/18	72,689.12											
03/22/18	AP	JB	ELLIOTT ELECTRIC SUPPLY	6001800035	WO#5690-C/O-TD RELOCATION	363113601	03/20/18	1650	03/23/18	990.91											
03/28/18	AP	JB	ELLIOTT ELECTRIC SUPPLY	6001800035	WO#5690-C/O-TD RELOCATION	363151801	03/27/18	1656	03/29/18	222.53											
03/28/18	AP	JB	ELLIOTT ELECTRIC SUPPLY	6001800035	WO#5690-C/O-TD RELOCATION	363164902	03/27/18	1656	03/29/18	33.26											
03/28/18	AP	JB	ELLIOTT ELECTRIC SUPPLY	6001800035	WO#5690-C/O-TD RELOCATION	363169202	03/27/18	1656	03/29/18	6.13											
03/28/18	AP	JB	ELLIOTT ELECTRIC SUPPLY	6001800035	WO#5690-C/O-TD RELOCATION	363164901	03/27/18	1656	03/29/18	92.18											
03/28/18	AP	JB	ELLIOTT ELECTRIC SUPPLY	6001800035	WO#5690-C/O-TD RELOCATION	363149902	03/27/18	1656	03/29/18	44.27											
03/28/18	AP	JB	ELLIOTT ELECTRIC SUPPLY	6001800035	WO#5690-C/O-TD RELOCATION	363222801	03/27/18	1656	03/29/18	1,630.84											
03/28/18	AP	JB	ELLIOTT ELECTRIC SUPPLY	6001800035	WO#5690-C/O-TD RELOCATION	363233101	03/27/18	1656	03/29/18	224.97											
03/28/18	AP	JB	ELLIOTT ELECTRIC SUPPLY	6001800035	WO#5690-C/O-TD RELOCATION	363200101	03/27/18	1656	03/29/18	949.65											
03/28/18	AP	JB	ELLIOTT ELECTRIC SUPPLY	6001800035	WO#5690-C/O-TD RELOCATION	363169201	03/27/18	1656	03/29/18	210.02											
03/28/18	AP	JB	ELLIOTT ELECTRIC SUPPLY	6001800035	WO#5690-C/O-TD RELOCATION	363186101	03/27/18	1656	03/29/18	961.57											
03/28/18	AP	JB	ELLIOTT ELECTRIC SUPPLY	6001800035	WO#5690-C/O-TD RELOCATION	363146201	03/27/18	1656	03/29/18	82.35											
03/28/18	AP	JB	ELLIOTT ELECTRIC SUPPLY	6001800035	WO#5690-C/O-TD RELOCATION	363142101	03/27/18	1656	03/29/18	583.20											
03/28/18	AP	JB	WILLIS ENVIRONMENTAL ENGINEERING INC	6001800041	MT - TD SITE ENGINEERING SVCS	3606	03/27/18	1658	03/29/18	45,623.06											
03/28/18	AP	JB	ELLIOTT ELECTRIC SUPPLY	6001800035	WO#5690-C/O-TD RELOCATION	363149901	03/27/18	1656	03/29/18	1.41											
										March	124,345.47										
P.O. #	*Year	Description	Vendor	P.O. Date	PO Amount	PO Enc Amount	Liquidated	Adj Enc Amount	Amount Open	Sts											
6001800036	2017	WO#5690-TD RELOCATION	MOORE SUPPLY CO	02/21/2018	25.00	25.00	0.84	0.00	24.16	0											
										*Total	25.00	25.00	0.84	0.00	24.16						
										*651 E 51 6399 42 934 0 99 0 00					124,345.47						
										*Accounts Payable					124,345.47						

651 E 51 63-- -- -- -- -- CPF - MAINTENANCE

* The Year column displays the first year of the fiscal year pair (2018 for 2018-2019).

End T	Fn	Obj	Sb	Org	F	Pr	L	L2	End	Obj							
Date	Src	Sub	Batch	Vendor Name/Ref	PO#/Line#	Description	Inv#/Desc2	Inv Date	Chk#/Rec#	Check Date	Amount						
651 E 51	----	--	----	----	----	CPF - MAINTENANCE											
651 E 81 6629 42 934 0 99 0 00				CPF - MAINTENANCE		BUILDING PURCHASE/CONST/IMPRVM											
03/06/18	AP		JBnow	CITY OF MARBLE FALLS	6001800039	PERMITS FOR CONSTRUCTION OF BUS BARN	jbnw	03/06/18	1642	03/06/18	2,500.00						
03/07/18	AP		JB	DIAMOND X CONTRACTING, INC	6001800031	MT - TD RELOCATION	4363	03/06/18	1644	03/08/18	67,959.36						
03/07/18	AP		JB	FORD & CREW HOME AND HARDWARE	6001800026	WO#5690-MT-TD RELOCATION	C67661	03/06/18	1645	03/08/18	2.64						
03/07/18	AP		JB	COLLIER MATERIALS INC	6001800038	WO#5690-TD RELOCATION	5005948	03/07/18	1643	03/08/18	150.38						
03/22/18	AP		JB	EXCELL FUELING SYSTEMS	6001800014	MT - TRANSPORTATION SITE RELOCATION	20076	03/20/18	1651	03/23/18	90,770.00						
03/22/18	AP		JB	FORD & CREW HOME AND HARDWARE	6001800026	WO#5690-MT-TD RELOCATION	B71315	03/20/18	1652	03/23/18	2.64						
03/28/18	AP		JB	FORD & CREW HOME AND HARDWARE	6001800026	WO#5690-MT-TD RELOCATION	A106054	03/28/18			7.86						
03/28/18	AP		JB	DEALERS ELECTRICAL SUPPLY	6001800040	WO#5690-TD RELOCATION	294939900	03/27/18	1654	03/29/18	22.92						
03/29/18	AP		JB	FORD & CREW HOME AND HARDWARE	6001800026	WO#5690-MT-TD RELOCATION	A106054	*03/28/18			-7.86						
03/29/18	AP		JB	FORD & CREW HOME AND HARDWARE	6001800026	WO#5690-MT-TD RELOCATION	A106054	03/28/18			7.86						

March

161,415.80

P.O. #	*Year	Description	Vendor	P.O. Date	PO Amount	PO Enc Amount	Liquidated	Adj Enc Amount	Amount	Open	Sts
6001800014	2017	MT - TRANSPORTATION SITE RELOC	EXCELL FUELING SYSTE	09/22/2017	372,307.76	372,307.76	90,770.00	0.00	281,537.76	0	
6001800016	2017	MT - TRANSPORTATION SITE RELOC	CITY OF MARBLE FALLS	10/17/2017	350.00	350.00	50.00	0.00	300.00	0	
6001800020	2017	WO#5690-MT-TD RELOCATION	ELLIOTT ELECTRIC SUP	11/30/2017	5,000.00	5,000.00	4,707.92	0.00	292.08	0	
6001800022	2017	MT - TD RELOCATION RFP ADS	THE HIGHLANDER	12/15/2017	806.25	806.25	322.50	0.00	483.75	0	
6001800023	2017	WO#5690-MT-TRANSP RELOCATION	FOXWORTH-GALBRAITH L	12/19/2017	200.00	200.00	75.68	0.00	124.32	0	
6001800024	2017	WO#5690-MT-TD RELOCATION	COLLIER MATERIALS IN	01/08/2018	1,200.00	1,200.00	291.19	0.00	908.81	0	
6001800025	2017	WO#5690-MT-TD RELOCATION	UNITED RENTALS #M17	01/08/2018	2,000.00	2,000.00	391.65	0.00	1,608.35	0	
6001800026	2017	WO#5690-MT-TD RELOCATION	FORD & CREW HOME AND	01/08/2018	100.00	100.00	40.85	0.00	59.15	0	
6001800028	2017	WO#5690-CO-TD RELOCATION	COLLIER MATERIALS IN	01/15/2018	300.00	300.00	0.00	0.00	300.00	0	
6001800031	2017	MT - TD RELOCATION	DIAMOND X CONTRACTIN	01/18/2018	237,740.00	237,740.00	113,359.86	0.00	124,380.14	0	
6001800038	2017	WO#5690-TD RELOCATION	COLLIER MATERIALS IN	03/02/2018	300.00	300.00	150.38	0.00	149.62	0	
				*Total	620,304.01	620,304.01	210,160.03	0.00	410,143.98		

*651 E 81 6629 42 934 0 99 0 00

161,415.80

*Accounts Payable

161,415.80

651 E 81 66-- -- -- -- -- CPF - MAINTENANCE

651 E 81 ----- -- -- -- -- -- CPF - MAINTENANCE

* The Year column displays the first year of the fiscal year pair (2018 for 2018-2019).

<u>Fnd</u>	<u>T</u>	<u>Fn</u>	<u>Obj</u>	<u>Sb</u>	<u>Org</u>	<u>F</u>	<u>Pr</u>	<u>L</u>	<u>L2</u>	<u>Fnd</u>	<u>Obj</u>	<u>Date</u>	<u>Src</u>	<u>Sub</u>	<u>Batch</u>	<u>Vendor Name/Ref</u>	<u>PO#/Line#</u>	<u>Description</u>	<u>Inv#/Desc2</u>	<u>Inv Date</u>	<u>Chk#/Rec#</u>	<u>Check Date</u>	<u>Amount</u>	
651	-	-	-	-	-	-	-	-	-	-	-	-	-	-	-	-	-	-	-	-	-	-	-	-

Total for Accounts Payable 290,137.45
Grand Total 290,137.45

Number of Accounts: 4

** The report displays only accounts with activity in the date range selected.

***** End of report *****

**Marble Falls Independent School District
Investment Report
For The Quarter Ended March 31, 2018**

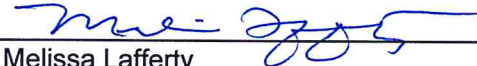
Investment Description	Average Yield	Maturity Date	Beginning Market Value	Accrued / Paid Interest	Deposits & Withdrawals	Ending Market Value
General Fund:						
FSB - Finance	0.50%	Liquid	\$ 146,527.74	\$ 397.16	\$ 139,500.91	\$ 286,425.81
FSB - Money Market	0.50%	Liquid	\$ 1,301,805.47	\$ 1,806.19	\$ (407,997.86)	\$ 895,613.80
FSB - Payroll	0.50%	Liquid	\$ 761,968.29	\$ 1,103.36	\$ 11,333.09	\$ 774,404.74
Lone Star	1.72%	Liquid	\$ 18,693,003.69	\$ 100,441.58	\$ 6,527,035.03	\$ 25,320,480.30
Total General Fund			\$ 20,903,305.19	\$ 103,748.29	\$ 6,269,871.17	\$ 27,276,924.65
Debt Service Fund:						
FSB - Debt Service	0.50%	Liquid	\$ 5,005.21	\$ 6.33	\$ (750.00)	\$ 4,261.54
Lone Star	1.72%	Liquid	\$ 3,264,675.67	\$ 31,237.53	\$ 5,704,003.25	\$ 8,999,916.45
Total Debt Service Fund			\$ 3,269,680.88	\$ 31,243.86	\$ 5,703,253.25	\$ 9,004,177.99
Capital Projects Fund:						
FSB - Capital Projects	0.50%	Liquid	\$ 286,643.47	\$ 388.34	\$ 73,138.85	\$ 360,170.66
Total Capital Projects Fund			\$ 286,643.47	\$ 388.34	\$ 73,138.85	\$ 360,170.66
Total Investments			\$ 24,459,629.54	\$ 135,380.49	\$ 12,046,263.27	\$ 36,641,273.30

*Interest accrued / paid, not added to principal

This quarterly report is in compliance with the Board approved investment policy and the Public Funds Investment Act
Texas Government Code (Chapter 2256)



David Hemond
Accounting Supervisor



Melissa Lafferty
Executive Director of Finance

Possible 18-19 Board Meeting Dates:

Marble Falls Independent School District

2018-2019 Instructional Calendar DRAFT 3 - w/DOI

August 18						
Su	M	Tu	W	Th	F	Sa
			1	2	3	4
5	6	7	8	9	10	11
12	13	14	15	16	17	18
19	20	21	22	23	24	25
26	27	28	29	30	31	

September 18						
Su	M	Tu	W	Th	F	Sa
						1
2	3	4	5	6	7	8
9	10	11	12	13	14	15
16	17	18	19	20	21	22
23	24	25	26	27	28	29
30						

Instructional Days 173
1st Semester = 80 2nd Semester = 93

October 18						
Su	M	Tu	W	Th	F	Sa
	1	2	3	4	5	6
7	8	9	10	11	12	13
14	15	16	17	18	19	20
21	22	23	24	25	26	27
28	29	30	31			

November 18						
Su	M	Tu	W	Th	F	Sa
				1	2	3
4	5	6	7	8	9	10
11	12	13	14	15	16	17
18	19	20	21	22	23	24
25	26	27	28	29	30	

December 18						
Su	M	Tu	W	Th	F	Sa
						1
2	3	4	5	6	7	8
9	10	11	12	13	14	15
16	17	18	19	20	21	22
23	24	25	26	27	28	29
30	31					

January 19						
Su	M	Tu	W	Th	F	Sa
		1	2	3	4	5
6	7	8	9	10	11	12
13	14	15	16	17	18	19
20	21	22	23	24	25	26
27	28	29	30	31		

February 19						
Su	M	Tu	W	Th	F	Sa
					1	2
3	4	5	6	7	8	9
10	11	12	13	14	15	16
17	18	19	20	21	22	23
24	25	26	27	28		

March 19						
Su	M	Tu	W	Th	F	Sa
					1	2
3	4	5	6	7	8	9
10	11	12	13	14	15	16
17	18	19	20	21	22	23
24	25	26	27	28	29	30
31						

April 19						
Su	M	Tu	W	Th	F	Sa
	1	2	3	4	5	6
7	8	9	10	11	12	13
14	15	16	17	18	19	20
21	22	23	24	25	26	27
28	29	30				

May 19						
Su	M	Tu	W	Th	F	Sa
			1	2	3	4
5	6	7	8	9	10	11
12	13	14	15	16	17	18
19	20	21	22	23	24	25
26	27	28	29	30	31	

June 19						
Su	M	Tu	W	Th	F	Sa
						1
2	3	4	5	6	7	8
9	10	11	12	13	14	15
16	17	18	19	20	21	22
23	24	25	26	27	28	29
30						

July 19						
Su	M	Tu	W	Th	F	Sa
	1	2	3	4	5	6
7	8	9	10	11	12	13
14	15	16	17	18	19	20
21	22	23	24	25	26	27
28	29	30	31			

O - Regular
 O - Special called
 (Budget / Personnel)

Instructional Calendar

New Employee Inservice	
Prior to School In-Service (Convocation, Work Days, Prof. Learning, Etc.)	7
August 22 - First day of school	
May 30 - Last day of school	
End of Grading Period 8 wks; 9 wks (80) / 10 wks; 10wks (93)	
Holiday	
Sept. 3: Labor Day	
Oct. 8: Student / Staff Holiday	
Nov. 22 - 23: Thanksgiving	
Dec. 24 - Jan. 4 - Christmas Break	
January 21: Martin Luther King Jr.	
Feb. 18 - Student / Staff Holiday	
March 18-22: Spring Break	
April 19: Good Friday	
May 27: Memorial Day	
Staff Inservice / Student Holiday	
October 22: Instructional Planning	1
January 7: Instructional Planning	1
March 25: Instructional Planning	1
Early Release Day	
December 21: Student Early Release	
May 30: Student Early Release	
Bad Weather Day / Staff Inservice	
May 31: Bad Weather / Staff Inservice	1
"Comp" Days / Student Holiday	
November 19-21 (2 Days of Non-Contract Professional Learning and 1 Day of Edu-Hero)	3
Staff Duty Days =	187



**LEARNERS TODAY,
LEADERS TOMORROW,
MUSTANGS FOREVER!**

**Marble Falls ISD
Board of Trustees
Agenda Item Information**

Meeting Date:		
Meeting Type: Regular Meeting Special Meeting/Workshop Hearing	Agenda Placement: Public Hearing Information Items Presentation/Discussion Items Consideration Items Consent Agenda	
Date Submitted:		
Subject:		
Executive Summary:		
Fiscal Impact: Cost: Recurring One-Time No Fiscal Impact	Funding Source: General Fund Grant Funds Bond Funds Other Funds (Specify)	Fiscal Year: Amendment Required? Yes No
Administration's Recommendation:		
Submitted By:		
Board Approval Required: Yes No		

Marble Falls ISD Partnership with Texas Tech University



Tech Teach Program

- Elementary Education
- Collaboration with Central Texas College
- Graduation within 3 Years
- “Grow Your Own” Educators



Love and Inspire



Strong Teachers Day 1

- Secondary Education
- Similar to Tech Teach
- “Grow Your Own” Educators



STRONG TEACHERS
DAY ONE



Love and Inspire



MFISD Pilot Program for Para-Professionals

- Special Education
- Bilingual Education
- Similar to Tech Teach
- “Grow Your Own” Educators
- Existing Para-Professionals

Texas Tech University



College of Education



Love and Inspire



Questions?



Love and Inspire





**MARBLE FALLS
INDEPENDENT
SCHOOL DISTRICT**

Chris Allen, Ed.D. – Superintendent
1800 Colt Circle Marble Falls, Texas 78654 Phone 830-693-4357 Fax 830-693-5685

TO: Board of Trustees
FROM: Dr. Chris Allen
SUBJECT: Board President to Announce Board Continuing Education Credit Hours
DATE: April 16, 2018

Kevin Naumann will announce the following regarding the status of each trustee's training hours for the current year as required by the Texas Administrative Code (19TAC §61.1):

- Tier I: All trustees have satisfied the requirements of Tier I training.
- Tier II: All trustees have satisfied the requirements of the Tier II training.
- Tier III: Kevin Naumann, Gary Boshears, Larry Berkman, Kevin Virdell and Alex Payson have satisfied the requirements of Tier III training. Lee Ann Johnson and Karl Westerman are working on obtaining additional hours.

**Marble Falls ISD has an unyielding commitment to love every child
and inspire them to achieve their fullest potential.**



Marble Falls ISD has an unyielding commitment to love every child and inspire them to achieve their fullest potential.

Marble Falls ISD Board of Trustees Agenda Item Information

Meeting Date:		
Meeting Type: Regular Meeting Special Meeting/Workshop Hearing	Agenda Placement: Public Hearing Information Items Presentation/Discussion Items Consideration Items Consent Agenda	
Date Submitted:		
Subject:		
Executive Summary:		
Fiscal Impact: Cost: Recurring One-Time No Fiscal Impact	Funding Source: General Fund Grant Funds Bond Funds Other Funds (Specify)	Fiscal Year: Amendment Required? Yes No
Administration's Recommendation:		
Submitted By:		
Board Approval Required: Yes No		



**LEARNERS TODAY,
LEADERS TOMORROW,
MUSTANGS FOREVER!**

**Marble Falls ISD
Board of Trustees
Agenda Item Information**

Meeting Date:		
Meeting Type: Regular Meeting Special Meeting/Workshop Hearing	Agenda Placement: Public Hearing Information Items Presentation/Discussion Items Consideration Items Consent Agenda	
Date Submitted:		
Subject:		
Executive Summary:		
Fiscal Impact: Cost: Recurring One-Time No Fiscal Impact	Funding Source: General Fund Grant Funds Bond Funds Other Funds (Specify)	Fiscal Year: Amendment Required? Yes No
Administration's Recommendation:		
Submitted By:		
Board Approval Required: Yes No		

MFISD Early Childhood Education



Early Childhood

Head Start

- Early Head Start
- Partnership with PK3
- Partnership with PK4

40

Pre-K

- Full Day
- Free and Tuition Pay
- All Elementary Campuses

K-2

- Emphasis on Writing



High Quality Pre-K Components

- Curriculum
- Student progress monitoring
- Teacher qualifications and Professional development
- Teacher to Student Ratio
- Family engagement plan
- Program evaluation
- Data Reporting



MFISD Kindergarten Teacher Quote

"I can see an immense difference in my Kindergarten students when I assess those that did not attend PK at all, to those that attended half day PK, and then those that attended full day PK. They are so much more mature and school-ready when they've attended full day PK."



PK Round-Up

Tuesday, May 1

5:00-6:30

Each Elementary Campus



Questions?



PRE-K MATTERS

EXPLORING THE IMPACT OF PRE-KINDERGARTEN ON CHILDREN AND THEIR COMMUNITIES



You could probably guess that sending a child to pre-kindergarten results in better kindergarten readiness, improved vocabulary, and enhanced reading skills.

But did you know that the benefits of Pre-K go far beyond their school years and into their adult lives?

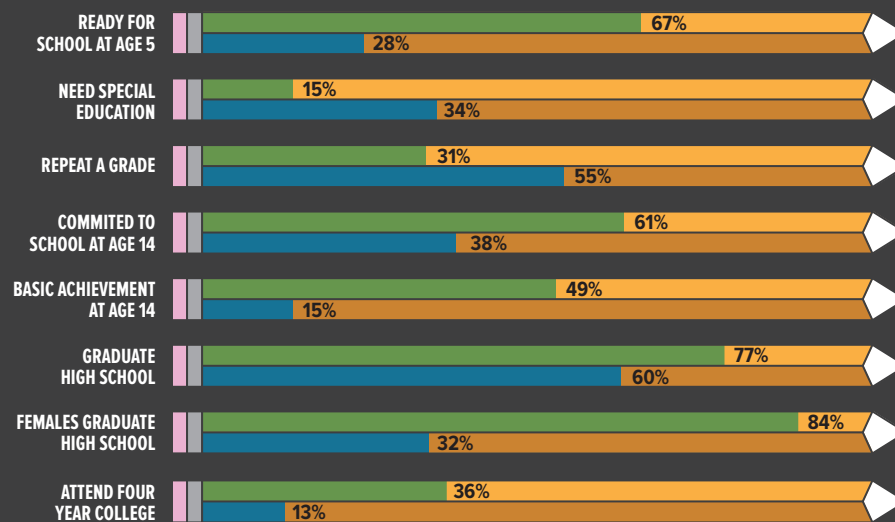
Starting at age four, nationwide studies reveal that investing early in a child's education by sending them to pre-kindergarten yields a long list of benefits that go beyond test scores, and into the very fabric of their--and our--futures.

SHORT-TERM BENEFITS

For too long, Pre-K has been considered simply as an arbitrary preparation for kindergarten. But the information gathered about children who attend pre-kindergarten versus children who don't tells a different, more compelling story. Pre-kindergarten impacts a child throughout his or her entire school experience, resulting in everything from heightened vocabulary scores to improved attendance and high school graduation rates.

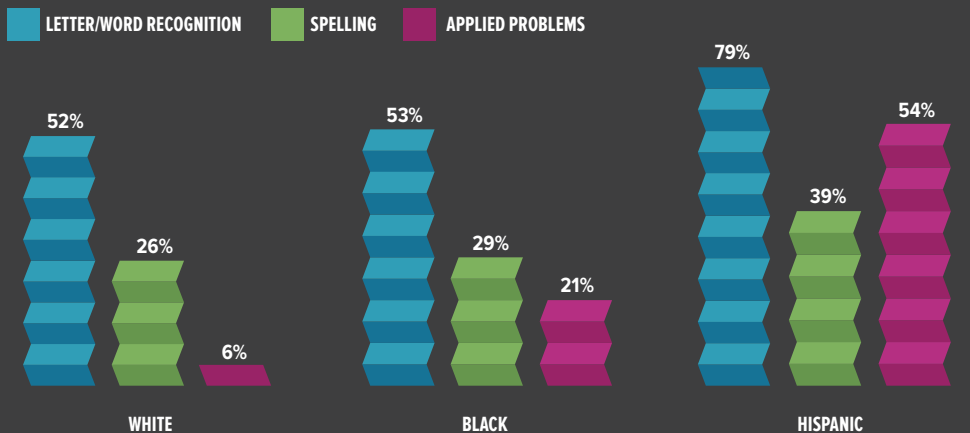
ACADEMIC BENEFITS

PRE-K NO PRE-K



PRE-K BENEFITS ACROSS RACE / ETHNICITY

% IMPROVEMENT OVER CHILDREN WITH NO PRE-K

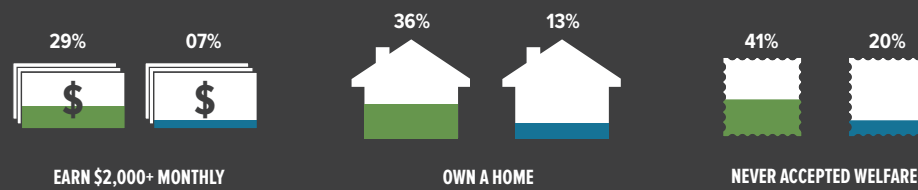


LONG-TERM BENEFITS

There has been a surprising shift in the overall understanding of the benefits of pre-kindergarten in a child's life. Beyond test scores and reading levels comes proof that a pre-k program can impact children in teen and adult years, long after school. Things like improved family formation, increased number of job hours worked, avoidance of criminal behavior and reliance on social support, even proof of increased earnings and better health; these things all stem from enrollment in pre-kindergarten.

QUALITY OF LIFE BY AGE 27

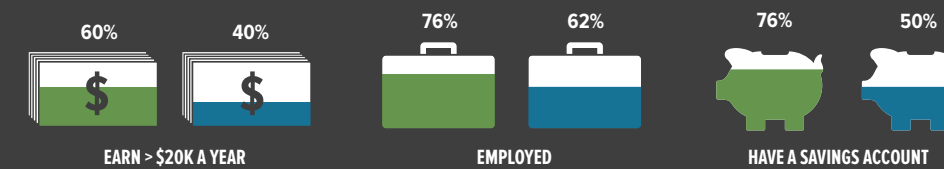
PRE-K NO PRE-K



ARRESTS FOR PERSONS WITHOUT PRE-K BY AGE 27



QUALITY OF LIFE BY AGE 40




CRIME INVOLVEMENT AT 40



RETURNS ON INVESTMENT

The case for pre-kindergarten continues to have an effect that goes beyond our old way of thinking. Aside from the compelling, individual benefits, it impacts our community on a very real level. Research shows that communities who invest in pre-kindergarten programs experience considerable returns on their investment to private citizens, as well as local, state, and federal government.

RETURNS ON \$1 INVESTED TO 3 PRE-K PROGRAMS



\$1 SPENT = \$5.12 IN BENEFITS TO PRIVATE CITIZENS, LOCAL, STATE, AND FEDERAL GOVERNMENTS WITHIN FOUR DECADES



CONCLUSIONS

The Urban Child Institute knows that big things start when children are small; and pre-kindergarten is no exception. For every child in our community--regardless of social status, financial standing, or even family dynamics--overwhelming research supports the importance of building certain, critical skills before entering kindergarten; skills influence their in-school development and performance as well as their future adult lives and our community.

Barnett, WS. (2006). Benefits of preschool for all. [PDF document]. Retrieved from <http://nieer.org/resources/files/Benefits.pdf>
 O'Brien, EM. & Dervarics. (2007). Pre-kindergarten: what the research shows. Retrieved from <http://www.centerforpubliceducation.org/Main-Menu/Pre-kindergarten/Pre-Kindergarten/Pre-kindergarten-What-the-research-shows.html>
 Gormley, W., Gayer, T., Phillips, D. & Dawson, B. (2004). The effects of Oklahoma's universal pre-kindergarten programs on school readiness. Retrieved from http://www.crocus.georgetown.edu/reports/executive_summary_11_04.pdf



THE URBAN CHILD INSTITUTE IS A NON-PROFIT ORGANIZATION DEDICATED TO THE HEALTH AND WELL-BEING OF CHILDREN FROM CONCEPTION TO AGE THREE IN MEMPHIS AND SHELBY COUNTY, TN.

FOR MORE INFORMATION VISIT: WWW.URBANCHILDINSTITUTE.ORG





**LEARNERS TODAY,
LEADERS TOMORROW,
MUSTANGS FOREVER!**

**Marble Falls ISD
Board of Trustees
Agenda Item Information**

Meeting Date:		
Meeting Type: Regular Meeting Special Meeting/Workshop Hearing	Agenda Placement: Public Hearing Information Items Presentation/Discussion Items Consideration Items Consent Agenda	
Date Submitted:		
Subject:		
Executive Summary:		
Fiscal Impact: Cost: Recurring One-Time No Fiscal Impact	Funding Source: General Fund Grant Funds Bond Funds Other Funds (Specify)	Fiscal Year: Amendment Required? Yes No
Administration's Recommendation:		
Submitted By:		
Board Approval Required: Yes No		

STEAM



In Marble Falls ISD



Love and Inspire



Purpose of Presentation

- Share where we are currently in our process
- Share next steps in our process



Campus / Internal Communication

- All Campuses – Faculty Meetings
 - Presentations
 - Q&A Sessions
- DEIC
- Public Parent Meetings
- Student Assemblies
- Social Media / Blackboard Messaging / Letters Sent Home



Love and Inspire



Success of Task Force

- Decision to Provide Transportation to the STEAM Academy (to and from MFMS)
- Decision to Offer Full Athletic Participation at MFMS for STEAM Academy Students
- Decision to Offer Full Fine Arts Participation for STEAM Academy Students
- Decision to Offer Application Process to Students Not Currently Enrolled in MFIS



Current Status

- Internal Online Applications
- Internal Paper Applications
- External Applications
- One Last Communication Effort



Next Steps

- Continue Task Force Meetings
- Application Drawing by April 30, 2018
- Notification to Students / Parents
- Staffing Decisions
- Professional Learning
- August 22, 2018



Questions?





**LEARNERS TODAY,
LEADERS TOMORROW,
MUSTANGS FOREVER!**

**Marble Falls ISD
Board of Trustees
Agenda Item Information**

Meeting Date:		
Meeting Type: Regular Meeting Special Meeting/Workshop Hearing	Agenda Placement: Public Hearing Information Items Presentation/Discussion Items Consideration Items Consent Agenda	
Date Submitted:		
Subject:		
Executive Summary:		
Fiscal Impact: Cost: Recurring One-Time No Fiscal Impact	Funding Source: General Fund Grant Funds Bond Funds Other Funds (Specify)	Fiscal Year: Amendment Required? Yes No
Administration's Recommendation:		
Submitted By:		
Board Approval Required: Yes No		

PO Box 8036, Wisconsin Rapids, WI 54495-8036
Phone: (800) 338-4204 | Fax: (877) 280-7642
Federal I.D. 39-1559474
www.renaissance.com

Marble Falls Independent School District - 239836

1800 Colt Cir
Marble Falls, TX 78654-4200
Contact: Brenda Belk - (830) 693-4439
Email: bbelk@mfisd.txed.net

Reference ID: 269940

Created: 03/29/2018

Quote Summary

School Count: 5


Renaissance Products & Services Total	\$33,515.85
Applied Discounts	\$(1,125.28)
Shipping and Processing	\$0.00
Sales Tax	\$0.00
Grand Total	USD \$32,390.57

This quote includes: Renaissance Accelerated Reader, Renaissance Star Early Literacy and Renaissance Star Reading.

To receive applicable discounts, all orders included on this quote must be received at the same time.

This quote is subject to the terms and conditions of the Renaissance Terms of Service and License located at <https://doc.renlearn.com/KMNet/R003981304GH3CB5.pdf> which terms and conditions are incorporated herein. To accept this offer and place an order, please sign and return this quote along with your organization's required purchase order with reference to quote number 1869934. An invoice will be sent upon receipt of this executed quote and your purchase order. Payment is due net 30 days from the invoice date. If your organization does not require a purchase order, please contact our order services team at 877-444-3172 for assistance with placing your order.

By signing below, you, as a duly authorized representative of your organization, hereby accept this quote and agree to be bound by the terms and conditions contained herein as of the date set forth below:

Renaissance Learning, Inc.	Marble Falls Independent School District - 239836
	By:
Name: Cherie L. Glascock	Name:
Title: VP - Customer Service	Title:
Date: 03/29/2018	Date:

Mail: PO Box 8036, Wisconsin Rapids, WI 54495-8036
Fax: (877)280-7642
Email: electronicorders@renaissance.com

If changes are necessary, or additional information is required, please contact your account executive Pam Fite at (866)391-5197, Thank You.

Quote Details					
Colt Elementary School - 239829					
Renaissance Products & Services		Quantity	Unit Price	Discount	Total
Applications					
Accelerated Reader Subscription Renewal	08/01/2018 - 07/31/2019	475	\$6.85	\$(130.15)	\$3,123.60
Star Early Literacy Subscription Renew	08/01/2018 - 07/31/2019	170	\$4.70	\$0.00	\$799.00
Star Reading Subscription Renewal	08/01/2018 - 07/31/2019	475	\$4.70	\$(89.30)	\$2,143.20
Hosting Services					
Annual All Product Renaissance Place Hosting Fee Renewal	08/01/2018 - 07/31/2019	1	\$635.00	\$0.00	\$635.00
Professional Services					
Renaissance Smart Start Product Training (included with purchase)		1	\$0.00	\$0.00	\$0.00
Colt Elementary School Total				\$(219.45)	\$6,700.80

Highland Lakes Elementary School - 239845					
Renaissance Products & Services		Quantity	Unit Price	Discount	Total
Applications					
Accelerated Reader Subscription Renewal	08/01/2018 - 07/31/2019	400	\$6.85	\$(109.60)	\$2,630.40
Star Early Literacy Subscription Renew	08/01/2018 - 07/31/2019	220	\$4.70	\$0.00	\$1,034.00
Star Reading Subscription Renewal	08/01/2018 - 07/31/2019	435	\$4.70	\$(81.78)	\$1,962.72
Hosting Services					
Annual All Product Renaissance Place Hosting Fee Renewal	08/01/2018 - 07/31/2019	1	\$635.00	\$0.00	\$635.00
Professional Services					
Renaissance Smart Start Product Training (included with purchase)		1	\$0.00	\$0.00	\$0.00
Highland Lakes Elementary School Total				\$(191.38)	\$6,262.12

Marble Falls Elementary School - 239831					
Renaissance Products & Services		Quantity	Unit Price	Discount	Total
Applications					
Accelerated Reader Subscription Renewal	08/01/2018 - 07/31/2019	435	\$6.85	\$(119.19)	\$2,860.56
Star Reading Subscription Renewal	08/01/2018 - 07/31/2019	435	\$4.70	\$(81.78)	\$1,962.72

PO Box 8036, Wisconsin Rapids, WI 54495-8036
 Phone: (800) 338-4204 | Fax: (877) 280-7642
 Federal I.D. 39-1559474
www.renaissance.com

Hosting Services					
Annual All Product Renaissance Place Hosting Fee Renewal	08/01/2018 - 07/31/2019	1	\$635.00	\$0.00	\$635.00
Professional Services					
Renaissance Smart Start Product Training (included with purchase)		1	\$0.00	\$0.00	\$0.00
Marble Falls Elementary School Total				\$(200.97)	\$5,458.28

Marble Falls Middle School - 239825					
Renaissance Products & Services		Quantity	Unit Price	Discount	Total
Applications					
Accelerated Reader Subscription Renewal	08/01/2018 - 07/31/2019	900	\$6.85	\$(246.60)	\$5,918.40
Star Reading Subscription Renewal	08/01/2018 - 07/31/2019	960	\$4.70	\$(180.48)	\$4,331.52
Hosting Services					
Annual All Product Renaissance Place Hosting Fee Renewal	08/01/2018 - 07/31/2019	1	\$635.00	\$0.00	\$635.00
Professional Services					
Renaissance Smart Start Product Training (included with purchase)		1	\$0.00	\$0.00	\$0.00
Marble Falls Middle School Total				\$(427.08)	\$10,884.92

Spicewood Elementary School - 1883905					
Renaissance Products & Services		Quantity	Unit Price	Discount	Total
Applications					
Accelerated Reader Subscription Renewal	08/01/2018 - 07/31/2019	187	\$6.85	\$(51.24)	\$1,229.71
STAR Early Literacy Enterprise Real Time Subscription	08/01/2018 - 07/31/2019	80	\$4.70	\$0.00	\$376.00
Star Reading Subscription Renewal	08/01/2018 - 07/31/2019	187	\$4.70	\$(35.16)	\$843.74
Hosting Services					
Annual All Product Renaissance Place Hosting Fee Renewal	08/01/2018 - 07/31/2019	1	\$635.00	\$0.00	\$635.00
Professional Services					
Renaissance Smart Start Product Training (included with purchase)		1	\$0.00	\$0.00	\$0.00
Spicewood Elementary School Total				\$(86.40)	\$3,084.45

PO Box 8036, Wisconsin Rapids, WI 54495-8036
Phone: (800) 338-4204 | Fax: (877) 280-7642
Federal I.D. 39-1559474
www.renaissance.com

This quote is valid for 30 days. All quotes and orders are subject to availability of merchandise. Professional development expires one year from purchase date. Alterations to this quote will not be honored without Renaissance approval. Please note: Any pricing or discount indicated is subject to change with alterations to the quote. Tax has been estimated and is subject to change without notice. Unless you provide Renaissance with a valid and correct tax exemption certificate applicable to your purchase of product and the product ship-to location, you are responsible for sales and other taxes associated with this order.

United States government and agency transactions into Arizona: The Tax or AZ-TPT item(s) listed on this quote and subsequent invoice(s) is a charge to recover the cost of the Arizona Transaction Privilege Tax (TPT). The incidence of the TPT is on Renaissance Learning for the privilege of conducting business in the State of Arizona. Since the tax is not directly imposed on the United States, the constitutional immunity of the United States does not apply.

Hawaii residents only: Orders shipped to Hawaii residents will be subject to the 4.166% (4.712% O'ahu Is.) Hawaii General Excise tax. United States government and agency transactions into Hawaii: The Tax or General Excise Tax item(s) listed on this quote and subsequent invoice(s) is a charge to recover the cost of the Hawaii General Excise Tax. The incidence of the General Excise Tax is on Renaissance Learning for the privilege of conducting business in the State of Hawaii. Since the tax is not directly imposed on the United States, the constitutional immunity of the United States does not apply.

New Mexico residents only: Orders shipped to New Mexico residents will be subject to the 5.125% (Location Code: 88-888) Gross Receipts tax. United States government and agency transactions into New Mexico: The Tax or Gross Receipts Tax item(s) listed on this quote and subsequent invoice(s) is a charge to recover the cost of the New Mexico Gross Receipts Tax. The incidence of the Gross Receipts Tax is on Renaissance Learning for the privilege of conducting business in the State of New Mexico. Since the tax is not directly imposed on the United States, the constitutional immunity of the United States does not apply.

Students can become their most amazing selves — only when teachers truly shine. Renaissance amplifies teachers' effectiveness in the classroom — transforming data into actionable insights to improve learning outcomes. Remember, we're here to ensure your successful implementation. Please allow 30-90 days for installation and set-up.

©Copyright 2018 Renaissance Learning, Inc. All rights reserved.

All logos, designs, and brand names for Renaissance's products and services, including but not limited to Accelerated Math, Accelerated Reader, Accelerated Reader 360, AccelScan, AccelTest, English in a Flash, MathFacts in a Flash, Renaissance, Renaissance Flow 360, Renaissance Learning, Renaissance Place, Renaissance-U, Renaissance Smart Start, Star, Star 360, Star Custom, Star Early Literacy, Star Early Literacy Spanish, Star Math, Star Math Spanish, Star Reading, Star Reading Spanish, and Star Spanish, are trademarks of Renaissance Learning, Inc.

MARBLE FALLS ISD PURCHASE REQUISITION

Group:	Fiscal Year:	2017-18
Description: Renaissance AR/Star/Early Lit		
Vendor:	Phone:	Batch #:
Renaissance	800-338-4204	
Address:	Fax:	Date:
PO Box 8036	877-280-7642	4/2/2018
Wisconsin Rapids, WI 54495-8		Due Date:

Fill in necessary fields. Consult your campus secretary for required fields.

PO#:
Date Entered:
Date Attachments Sent to Bus. Off.:
Ship Via:
Ship Date:

Merchandise/ Narrative	Catalog Page #	Catalog #:	Line Description:	Qty:	Unit/ Measure:	Unit Cost:	Total Amount:
			QUOTE #1869934 Marble Falls Library Renewals				-
							-
			Colt Elementary - 239829	1	ea	6,700.80	6,700.80
			Highland Lakes - 239845	1	ea	6,262.12	6,262.12
			Marble Falls Elementary- 239831	1	ea	5,458.28	5,458.28
			Spicewood Elementary - 1883905	1	ea	3,084.45	3,084.45
			Marble Falls Middle School - 239825	1	ea	10,884.92	10,884.92
							-
							-

Notes:	Subtotal	32,390.57
	Less Discount	-
	Shipping & Handling	-
	Total	32,390.57

Account Code	Amount	Items requested are included in the district's approved budget & funds are available for this purchase.	
199-E-12-6248-00-102-0-99-0-00	\$6,700.80	Requestor:	Date:
199-E-12-6248-00-103-0-99-0-00	\$3,375.00		
199-E-12-6248-00-101-0-99-0-00	\$5,458.28	Intermediate Approval:	Date:
199-E-12-6248-00-104-0-99-0-00	\$3,084.45		
199-E-12-6248-00-041-0-99-0-00	\$8,889.31	Final Approval: Dr. Wes Cunningham	Date:
211-E-13-6398-01-913-8-30-0-00	\$4,882.73		



Marble Falls ISD has an unyielding commitment to love every child and inspire them to achieve their fullest potential.

Marble Falls ISD Board of Trustees Agenda Item Information

Meeting Date:		
Meeting Type: Regular Meeting Special Meeting/Workshop Hearing	Agenda Placement: Public Hearing Information Items Presentation/Discussion Items Consideration Items Consent Agenda	
Date Submitted:		
Subject:		
Executive Summary:		
Fiscal Impact: Cost: Recurring One-Time No Fiscal Impact	Funding Source: General Fund Grant Funds Bond Funds Other Funds (Specify)	Fiscal Year: Amendment Required? Yes No
Administration's Recommendation:		
Submitted By:		
Board Approval Required: Yes No		

MARBLE FALLS ISD FACILITY PLANNING COMMITTEE



AN ONGOING PROCESS

- 2016 DEMOGRAPHICS STUDY – ENROLLMENT PATTERNS
- 2017 ALPHA FACILITIES STUDY – FACILITIES AGE/CONDITION
- 2018 LONG TERM FACILITY PLAN – PULLS OTHER DATA AND DESIRED EDUCATIONAL OUTCOMES INTO A LONG TERM PLAN
 - SHAPE OUR SCHOOLS/LEAD GROUP/DOI/ETC
- DATA, DATA, DATA

THE NEXT STEP

- MFISD FACILITIES PLANNING COMMITTEE
 - A GROUP OF PEOPLE WHO REPRESENT A CROSS-SECTION OF OUR COMMUNITY WHO WILL LOOK AT ALL OF THIS DATA, DEVELOP AN UNDERSTANDING OF ITS IMPLICATIONS, PRIORITIZE NEEDS, AND POTENTIALLY MAKE RECOMMENDATIONS FOR ACTION

MFISD FACILITIES PLANNING COMMITTEE (FPC) – WHO?

- WE HAVE INVITED 74 PEOPLE TO SERVE ON THIS COMMITTEE
 - 19 OF WHICH ARE EMPLOYEES
 - 3 OF WHICH ARE EX OFFICIO BOARD MEMBERS
- REPRESENTATION FROM EVERY PART OF OUR ATTENDANCE ZONE, EVERY CAMPUS, EVERY MAJOR PROGRAM
- ATTEMPTED TO CAPTURE REPRESENTATION FROM MAJOR DEMOGRAPHIC GROUPS

MFISD FACILITIES PLANNING COMMITTEE (FPC) – WHEN?

- **MEETING 1** – THURSDAY, APRIL 19, 2018, 6 P.M. AT MFISD ADMINISTRATION BUILDING
- **MEETING 2** – THURSDAY, APRIL 26, 2018, 6 P.M. (LOCATION TBD)
- **MEETING 3** – THURSDAY, MAY 10, 2018, 6 P.M. (LOCATION TBD)
- **MEETING 4** – THURSDAY, MAY 24, 2018, 6 P.M. (LOCATION TBD)
- **MEETING 5** – THURSDAY, JUNE 14, 2018, 6 P.M. (LOCATION TBD)
- **MEETING 6** – THURSDAY, JUNE 28, 2018, 6 P.M. (LOCATION TBD)
- **MEETING 7** – HOLD IF NEEDED – THURSDAY, JULY 12, 2018, 6 P.M. (LOCATION TBD)
- **MEETING 8** – TUESDAY, JULY 16, 2018 6:00 P.M.; IN THE BOARD ROOM OF THE ADMINISTRATION BUILDING.

WHAT TO BE LOOKING FOR

- INFORMATION AND UPDATES
- QUESTIONS?



**LEARNERS TODAY,
LEADERS TOMORROW,
MUSTANGS FOREVER!**

**Marble Falls ISD
Board of Trustees
Agenda Item Information**

Meeting Date:		
Meeting Type: Regular Meeting Special Meeting/Workshop Hearing	Agenda Placement: Public Hearing Information Items Presentation/Discussion Items Consideration Items Consent Agenda	
Date Submitted:		
Subject:		
Executive Summary:		
Fiscal Impact: Cost: Recurring One-Time No Fiscal Impact	Funding Source: General Fund Grant Funds Bond Funds Other Funds (Specify)	Fiscal Year: Amendment Required? Yes No
Administration's Recommendation:		
Submitted By:		
Board Approval Required: Yes No		

MFHS Student Chromebook Refresh



Then...

- May 2014– Voters passed \$6,550,000 bond including \$1.4 million for technology
- After much discussion, it was determined that we would use the bond dollars for the infrastructure and local funds to purchase technology equipment.
- Factors considered in the purchase/lease decision:
 - Most devices come with a 3 year warranty
 - Limited funds would allow 1 purchase of all equipment. Ability to replace at the end of 3 years was uncertain.
 - Total out of pocket 92% of value of equipment made fair market value leases look attractive



Now...

- What have we learned since?
 - Leases contained hidden costs
 - Property taxes on equipment
 - Requirements for the equipment condition when returned to lease company
 - Time and effort to collect, pack and ship devices back.



What are our priorities?

- Technology which will meet the needs of students
- Sustainable plan
- Affordability



Proposal

- Purchase student Chromebooks from Dell using dollar buy out lease structure or capital lease.



Now what...

- Summer/Fall 2018
 - Collect all student devices during end of year collection and prepare for return to lease company.
 - Purchase replacement Chromebooks for students grades 10-12.
 - Deploy new Chromebooks in August.



Equipment – Summer 2018

- Dell Chromebook 11- approximately \$170 less expensive than current devices for a total cost savings of \$101,865
 - This price includes a full 3 year warranty as well as 3yr Accidental Damage Protection.(ADP will allow 1 free repair/replacement from Dell per year)
 - Student device insurance for Dell vs Lenovo drops from \$46/yr. down to \$17/yr., which should yield a higher enrollment.



Equipment – Summer 2018

- The biggest benefit of retaining such aggressive pricing from Dell (other than cost savings) is that we are able to add on a Gumdrops protective case for each device, while still maintaining a total savings of \$67,674.
- These cases will reduce the number of insurance claims and damages, while insuring the district's investment and increasing the lifespan of the device.



Gumdrop
CASES

**BECAUSE YOUR
DEVICE DOESN'T
BOUNCE.**



77



Pros of Purchasing

- Savings of lease payments for years 4 and 5
- Not required to return the equipment:
 - Saves man hours (deployment and collection)
 - Saves cost of shipping equipment back to lease company
- District technology staff (and students) can be trained to perform most of the repairs
- Allows district discretion for handling device replacement
- Life expectancy of 5 years is realistic for these devices







**LEARNERS TODAY,
LEADERS TOMORROW,
MUSTANGS FOREVER!**

**Marble Falls ISD
Board of Trustees
Agenda Item Information**

Meeting Date:		
Meeting Type: Regular Meeting Special Meeting/Workshop Hearing	Agenda Placement: Public Hearing Information Items Presentation/Discussion Items Consideration Items Consent Agenda	
Date Submitted:		
Subject:		
Executive Summary:		
Fiscal Impact: Cost: Recurring One-Time No Fiscal Impact	Funding Source: General Fund Grant Funds Bond Funds Other Funds (Specify)	Fiscal Year: Amendment Required? Yes No
Administration's Recommendation:		
Submitted By:		
Board Approval Required: Yes No		

Marble Falls Independent School District
Department of Special Services
1800 Colt Circle
Marble Falls, Texas 78654
830-798-3516 Fax 830-798-3522

MEMORANDUM OF AGREEMENT

Contracted Consultant: Ray Condon
Position: Teacher for the Visually Impaired
Mailing Address: 4508 Hyridge Dr.
Austin, Texas 78759
Telephone: 512-418-8478
Certification: LIFE

This agreement between Marble Falls ISD and Ray Condon provides for the delivery of educational services. The services of the contracted specialist are secured to provide services for designated eligible student(s) and/or teacher(s) and others working with student(s) for whom such services cannot be provided by an employee within the district. It is understood that no conflict of interest is presented to either party in the hiring of the specialist to provide such services.

This agreement to provide services for students identified as visually impaired is conditioned on the professional contractor's satisfactorily providing the certification, if any is required, service records, and other records required by law, the Texas Education Agency, the State Board of Educator Certification, any other licensing authority, or the District. Misrepresentation or fraud by the contractor in any of these records or the employment application shall be good cause for termination of the contract.

The professional contractor represents that he has made written disclosure to the District of any conviction, including a no-contest or guilty plea, for a felony or any offense involving moral turpitude. The contract professional agrees that Marble Falls ISD is authorized to obtain a state or national report of the contractor's criminal history at any time during employment.

Failure to submit valid certification for the assignment, if any is required, to the Superintendent by the first day of the assigned duties for the term covered by this agreement or to maintain valid certification throughout the term of the agreement voids the agreement, and the District may respond as it deems appropriate under the circumstances.

The professional contractor shall comply with and be subject to state and federal law and District policies, rules, regulations, and administrative directives. The professional contractor shall satisfactorily submit all reports or records as required by special education laws and requirements.

Ray Condon agrees to the following:

- Perform educational services as referred by the Executive Director of Special Services and the Campus Teams.
- Provide the school district with a copy of your current certification.
- Follow all professional guidelines in the administration of tests and educational guidelines in the schools.
- Develop a written report of the results of the Full and Individual Evaluations as required for students with visual impairments.
- Report and sign in and out with the secretary at the school office before the services are provided to the student.
- Report to the teacher at the time of the provision of services to students at the student's school.
- Submit an invoice monthly and a final bill by June 30th of each calendar year.
- Provide progress reports on a six-week basis and mail them home to parents.
- Attend A.R.D. committee meetings to share assessment results and determine eligibility and needed services.
- Notify Marble Falls I.S.D. Special Services Department if any conditions of this contract require revision.

Visual Impairment Services:

- Attend as needed low vision evaluations.
- Prepare the APH (American Printing House for the Blind) count.
- Train students and staff on equipment needed for the student's visual impairment.
- Meet with the teachers and administrators to consult on the student's needs.
- Monitor medical and educational issues related to the vision loss.

Marble Falls ISD agrees to the following:

- Charges will be reimbursed at the rate of \$75.00 an hour.
- Travel expenses will be reimbursed at \$.50 a mile for travel.
- Payment will be made on a monthly basis after service is performed and an invoice is received by the Special Services Department and processed by the business office.

Kevin Naumann, President, called the regular meeting to order at 6:09 p.m. at the Marble Falls ISD Administration Building. A quorum was present; notice of this meeting was posted in accordance with the Texas Open Meetings Act, Texas Government Code Chapter 551.

Board Members Present: Kevin Naumann, Kevin Virdell, Larry Berkman, Alex Payson, Gary Boshears, Lee Ann Johnson and Karl Westerman

Board Members Absent: None

Administrators Present: Dr. Chris Allen, Dr. Wes Cunningham, Jeff Gasaway, Melissa Lafferty, Dr. Susan Maughan, Shana Fancher, Nathan Fink, Bruce Peckover, Mike Haley, Bethany Birdwell, Susan Cox, Pam Parkman, Erika O'Connor, Michael Phillips, Leslie Baty, Roger Barr, Soor-el Puga, Damon Adams, Heather Metzgar, Rick Hoover, Kara Gasaway, Peggy Little, George Hamilton, Mary Davidson and Dr. Melissa Fields.

Members of the Press: None

Special Recognitions

Superintendent's Award

Damon Adams, Marble Falls High School Principal, recognized Gracie Tinsley and Jose Gomez Moreno, with quotes from their teachers. Dr. Allen gave them each a gift card and certificate.

Naval Academy Summer Seminar- Anthony Torns

Damon Adams, Marble Falls High School Principal, recognized Anthony Torns, with information regarding the accomplishment.

Living the Vision Award- PCAT Driver of the Year

George Hamilton, Transportation Director, recognized bus driver, Paula Smith, with a certificate and a personalized PCAT jacket.

Child Nutrition Department

Jeff Gasaway, Assistant Superintendent, recognized the entire Child Nutrition Department for their hard work and relationship building that led to a perfect Administration Review with zero findings from the Texas Department of Agriculture.

Citizens Comments

No one asked to speak.

Information Items

Financial Report

- General Fund Summary
- Expenditure Report

Presentation/Discussion Items and Possible Action

Delinquent Tax Report

Noe Reyes of McCreary, Veselka, Bragg & Allen, P.C., shared a brief overview of the Annual Report on Delinquent Property Tax Collections. No action was taken.

CTE Out of State Travel Request

Bruce Peckover, Director of CTE and Communications, gave a brief overview of the trip that MFHS Engineering students hope to take to White Sands, NM in June.

Upon a motion by Karl Westerman, second by Lee Ann Johnson, the Board approved the travel to White Sands, NM missile launch for the Engineering team and any necessary funding to cover their cost if needed as presented.

For: 6 Against: 0 Absent: 1

Marble Falls High School Choir Out of State Travel Request

Bryce Gage, MFHS Choir Director, presented to the Board a brief overview of the MFHS Choir Trip to Europe in March of 2019.

Upon a motion by Lee Ann Johnson, second by Alex Payson, the Board approved the MFHS Choir trip to Europe including Munich, Salzburg, and Prague in March of 2019 as presented.

For: 6 Against: 0 Absent: 1

Spanish CBE Approval

Dr. Wes Cunningham, Assistant Superintendent, informed the Board that the new updated Spanish CBE's had been created by MFISD teachers and validated by ESC Region 13. There is no fiscal impact to the District.

Upon a motion by Alex Payson, second by Larry Berkman, the Board approved the Spanish CBE as presented.

For: 6 Against: 0 Absent: 1

Staff Development Waiver

Dr. Wes Cunningham, Assistant Superintendent, reported that the District wants to request a new waiver that will provide up to 2100 minutes (5 days) to be used for professional development during the instructional calendar year and will seek approval at the April board meeting.

IMA Publisher Approval & TEKS Certification

Dr. Wes Cunningham, Assistant Superintendent, reported that in order for the District to comply with the requirements for purchasing through the Instructional Materials Allotment, the Curriculum & Instruction Department certifies materials purchased through use of the Instructional Materials Allotment cover all of the required TEKS in the required curriculum for students. In addition, the District will comply with any requests from the State Board of Education for information related to publishers and titles of materials purchased. Approval will be sought at the April board meeting.

Consider and Possible Approval of Action

Consent Agenda

Upon a motion by Karl Westerman, second by Kevin Virdell, the Board approved the following as presented:

- Minutes from Regular Board Meeting held on February 19, 2018
- Budget Amendments
- Order of Certification of Unopposed Candidates for the May 5, 2018 Board of Trustees Election, Place 5, Place 6 and Place 7
- Order of Cancellation of the May 5, 2018 Board of Trustees Election

For: 6 Against: 0 Absent: 1

Instructional Calendar

Upon a motion by Kevin Virdell, second by Alex Payson, the Board approved Lott, Vernon & Company as the external auditor for Marble Falls ISD.

For: 6 Against: 0 Absent: 1

Upcoming Meetings

- Monday, April 16, 2018 – Regular Board Meeting
- Monday, May 21, 2018 – Regular Board Meeting
- Monday, June 4, 2018 - Special Board Meeting

Gary Boshears arrived at 7:11 p.m.

Executive Session

At 7:11 p.m., the Board adjourned into executive session to discuss professional personnel (TX Govt. Code 551.074) renewal/extension of campus based and central office administrators’ contracts (TX Govt. Code 551.074) security (TX Govt. Code 551.076) and real property (TX Govt. Code 551.072).

The Board reconvened from executive session at 10:34 p.m.

Discussion and Possible Approval of Action Arising from Executive Session

Professional Personnel

Upon a motion by Karl Westerman, second by Gary Boshears, the Board approved the personnel recommendations from Superintendent, Dr. Chris Allen, as presented in Executive Session.

For: 7 Against: 0 Absent: 0

Adjournment

Hearing no objection, the Board adjourned at 10:35 p.m.

Approved:

Kevin Naumann, President

Lee Ann Johnson, Secretary



Marble Falls
Independent
School District

INTEROFFICE MEMORANDUM

Date: April 10, 2018

To: Board of Trustees and Dr. Allen

From: David Hemond, Accounting Supervisor

Subject: Consider Approval of Budget Amendments

Budget amendments included for approval (copies follow):

17-00044	Allocate budget for supplies - \$2,460
17-00045	Allocate budget for supplies - \$18,495
17-00046	Allocate budget for miscellaneous costs - \$500
17-00047	Allocate budget for supplies - \$527
17-00048	Allocate budget for copier maintenance - \$618
17-00049	Allocate budget for laptop and electronic site fee - \$615

**MARBLE FALLS ISD
BUDGET AMENDMENT**

Batch #:	17-00044	Reason for amendment: INCREASE BUDGET FOR GENERAL SUPPLIES		
Fiscal Year:	2017-2018			
Account Number	Account Description		Debit	Credit
EXPENDITURES			Increase	Decrease
1	199 E 36 6412 00 041 0 99 H 00	TRAVEL - STUDENT ^S		2,460.00
2	199 E 11 6399 00 041 0 11 H 00	GENERAL SUPPLIES	2,460.00	
3				
4				
5				
6				
7				
8				
9				
10				
11				
12				
13				
14				
15				
16				
17				
18				
19				
20				
21				
22				
23				
24				
25				
26				
27				
28				
29				
30				
31				
32				
33				
REVENUE			Decrease	Increase
34				
35				
36				
37				
38				
Totals			2,460.00	2,460.00
Board Approval Required	Prepared by: S. Beck	Approved by: <i>[Signature]</i>	Reviewed by: <i>[Signature]</i>	Entered by: <i>[Signature]</i>
<input checked="" type="checkbox"/> Yes <input type="checkbox"/> No	Date: 03/08/18	Date: 3/8/18	Date: 3/9/18	Date: 3/9/18

**MARBLE FALLS ISD
BUDGET AMENDMENT**

Batch #:	<i>17-00045</i>	Reason for Amendment: Increase budget for general supplies and computer related supplies			
Fiscal Year:	2017-2018				
Account Number	Account Description		Debit	Credit	
EXPENDITURES			Increase	Decrease	
1	199 E 13 6411 00 001 0 99 A 00	Travel - Employee Only		900.00	
2	199 E 11 6399 00 001 0 11 A 00	General Supplies	900.00		
3					
4	199 E 11 6399 00 001 0 11 0 00	General Supplies		11,000.00	
5	199 E 23 6398 00 001 0 99 0 00	Computer Related Supplies	7,055.00		
6	199 E 23 6399 00 001 0 99 0 00	General Supplies	3,945.00		
7					
8	199 E 11 6399 02 001 0 11 0 00	General Supplies		6,595.00	
9	199 E 23 6398 00 001 0 99 0 00	Computer Related Supplies	6,595.00		
10					
11					
12					
13					
14					
15					
16					
17					
18					
19					
20					
21					
22					
23					
24					
25					
26					
27					
28					
29					
30					
31					
32					
33					
REVENUE			Decrease	Increase	
34					
35					
36					
37					
38					
Totals			18,495.00	18,495.00	
Board Approval Required <input checked="" type="checkbox"/> Yes <input type="checkbox"/> No		Prepared by: M Parker Date: 04/09/18	Approved by: D Adams Date: 04/09/18	Reviewed by: <i>[Signature]</i> Date: <i>4/9/18</i>	Entered by: <i>[Signature]</i> Date: <i>4/9/18</i>

**MARBLE FALLS ISD
BUDGET AMENDMENT**

Batch #:	<u>17-00546</u>	Reason for amendment: TRANSFER FUNDS TO COVER THE COST OF BREAKFAST DURING TESTING			
Fiscal Year:	2017-2018				
Account Number	Account Description		Debit	Credit	
EXPENDITURES			Increase	Decrease	
1	199 E 31 6339 00 041 0 99 0 42	TRANSFER FUNDS TO COVER THE COST OF BREAKFAST FOR TEST		500.00	
2	199 E 11 6499 00 041 0 11 0 42	RECEIVE FUNDS TO COVER THE COST OF BREAKFAST FOR TESTING	500.00		
3					
4					
5					
6					
7					
8					
9					
10					
11					
12					
13					
14					
15					
16					
17					
18					
19					
20					
21					
22					
23					
24					
25					
26					
27					
28					
29					
30					
31					
32					
33					
REVENUE			Decrease	Increase	
34					
35					
36					
37					
38					
Totals			500.00	500.00	
Board Approval Required <input checked="" type="checkbox"/> Yes <input type="checkbox"/> No		Prepared by: S. Beck Date: 03/28/18	Approved by: <i>[Signature]</i> Date: 3.28.18	Reviewed by: <i>[Signature]</i> Date: 4/2/18	Entered by: <i>[Signature]</i> Date: 4/2/18

**MARBLE FALLS ISD
BUDGET AMENDMENT**

Batch #:	17-00047	Reason for amendment:	TRANSFER FUNDS TO SUPPLY ACCOUNT		
Fiscal Year:	2/17/2018				
Account Number	Account Description		Debit	Credit	
EXPENDITURES			Increase	Decrease	
1	199 E 36 6412 00 041 0 99 H 00	TRANSFER FUNDS TO SUPPLY ACCOUNT TO PAY FOR UNIFORMS		527.00	
2	199 E 11 6399 00 041 0 11 H 00	RECEIVE FUNDS TO DEFRAY COST OF UNIFORMS	527.00		
3					
4					
5					
6					
7					
8					
9					
10					
11					
12					
13					
14					
15					
16					
17					
18					
19					
20					
21					
22					
23					
24					
25					
26					
27					
28					
29					
30					
31					
32					
33					
REVENUE			Decrease	Increase	
34					
35					
36					
37					
38					
Totals			527.00	527.00	
Board Approval Required		Prepared by: S. Beck	Approved by: <i>R. Beck</i>	Reviewed by: <i>[Signature]</i>	Entered by: <i>[Signature]</i>
<input checked="" type="checkbox"/> Yes <input type="checkbox"/> No		Date: 03/23/18	Date: 3/23/18	Date: 4/2/18	Date: 4/2/18

**MARBLE FALLS ISD
BUDGET AMENDMENT**

Batch #: 17-00048		Reason for Amendment: Transferring across functions to balance accounts	
Fiscal Year: 2017-2018			
Account Number		Account Description	Debit
			Credit
EXPENDITURES		Increase	Decrease
1	199 e 11 6399 00 101 0 11 0 00	General Supplies	618.00
2			
3	199 e 12 6248 00 101 0 99 0 00	Computer Contr Main & Repair	618.00
4			
5			
6			
7			
8			
9			
10			
11			
12			
13			
14			
15			
16			
17			
18			
19			
20			
21			
22			
23			
24			
25			
26			
27			
28			
29			
30			
31			
32			
33			
REVENUE		Decrease	Increase
34			
35			
36			
37			
38			
Totals		618.00	618.00
Board Approval Required		Prepared by: <i>Howell</i>	Reviewed by: <i>with</i>
<input checked="" type="checkbox"/> Yes <input type="checkbox"/> No		Date: 04/03/18	Date: 4/6/18
		Date: 4/5/18	Date: 4/10/18

**MARBLE FALLS ISD
BUDGET AMENDMENT**

Batch #:	17-00049	Reason for Amendment: Cover expenses for secretary laptop and Renaissance Host Site Fee for library	
Fiscal Year:	2017-2018		
Account Number	Account Description	Debit	Credit
EXPENDITURES		Increase	Decrease
1	199-E-23-6398-00-104-0-99-0-00	Computer Related Supplies	131.00
2	199-E-11-6398-00-104-0-11-0-00	Computer Related Supplies	131.00
3			
4	199-E-13-6411-00-104-0-99-0-00	Travel - Employee Only	111.00
5	199-E-12-6248-00-104-0-99-0-00	Computer Contr Maint and Repair	111.00
6			
7	199-E-31-6399-00-104-0-99-0-00	General Supplies	130.00
8	199-E-36-6399-00-104-0-99-U-00	General Supplies	50.00
9	199-E-13-6411-00-104-0-99-0-00	Travel - Employee Only	193.00
10	199-E-23-6398-00-104-0-99-0-00	Computer Related Supplies	373.00
11			
12			
13			
14			
15			
16			
17			
18			
19			
20			
21			
22			
23			
24			
25			
26			
27			
28			
29			
30			
31			
32			
33			
REVENUE		Decrease	Increase
34			
35			
36			
37			
38			
Totals		615.00	615.00
Board Approval Required	Prepared by: Dehorty	Approved by: Susan Cox	Reviewed by: JH
<input checked="" type="checkbox"/> Yes <input type="checkbox"/> No	Date: 4-5-18	Date: 4/5/18	Date: 4/9/18
			Entered by: [Signature]
			Date: 4/9/18



**LEARNERS TODAY,
LEADERS TOMORROW,
MUSTANGS FOREVER!**

**Marble Falls ISD
Board of Trustees
Agenda Item Information**

Meeting Date: April 16, 2018		
Meeting Type: <input checked="" type="radio"/> Regular Meeting <input type="radio"/> Special Meeting/Workshop <input type="radio"/> Hearing	Agenda Placement: <input type="radio"/> Public Hearing <input type="radio"/> Information Items <input type="radio"/> Presentation/Discussion Items <input type="radio"/> Consideration Items <input checked="" type="radio"/> Consent Agenda	Date Submitted: April 9, 2018
Subject: Tax Resale Deed for the Resale of Property Acquired by the Travis CAD		
Executive Summary: Travis County CAD has presented a Tax Resale Deed for property Lot 11, Block D, Paradise Manor, Sec. One, Plan No. 21/10 located in Lago Vista, Texas, Travis County, Marble Falls ISD. The resale price will pay all delinquent taxes due to Marble Falls ISD.		
Fiscal Impact: Cost: <input type="radio"/> Recurring <input type="radio"/> One-Time <input checked="" type="radio"/> No Fiscal Impact	Funding Source: <input type="radio"/> General Fund <input type="radio"/> Grant Funds <input type="radio"/> Bond Funds <input type="radio"/> Other Funds (Specify)	Fiscal Year: Amendment Required? <input type="radio"/> Yes <input checked="" type="radio"/> No
Administration's Recommendation: Approve the Tax Resale Deed for the property as presented.		
Submitted By: Jeff Gasaway, Assistant Superintendent		
Board Approval Required: <input checked="" type="radio"/> Yes <input type="radio"/> No		

TAX RESALE DEED

STATE OF TEXAS

§

KNOW ALL MEN BY THESE PRESENTS

COUNTY OF TRAVIS

§

§

That Travis County, Travis County Healthcare District d/b/a Central Health and Travis County Emergency Services District No. 1 and Intervenor Marble Falls Independent School District each acting through the presiding officer of its governing body, hereunto duly authorized by resolution and order of each respective governing body and duly recorded in their official Minutes, hereinafter called grantors, for and in consideration of the sum of \$ 9,752.00 cash in hand paid by

Raul Cirino Cardona
1704-A Royal Hill Dr.
Austin, TX 78741

hereinafter called grantee(s), the receipt of which is acknowledged and confessed, hereby grant, sell and convey and by these presents do grant, sell and convey unto said grantee(s) all of the right, title and interest of the grantors, they being all of the taxing units interested in the tax foreclosure judgment against the property herein described, acquired by tax foreclosure sale heretofore held under Cause No. D-1-GV-98-013886 a/k/a X98-13886, in the District Court of said county, said property being located in Travis County, Texas, and described as follows:

Lot 11, Block D, Paradise Manor, Sec. One, Plat No. 21/10
as described in Volume 6710, Page 2166 of the deed
records of Travis County, Texas.

TO HAVE AND TO HOLD the said premises, together with all and singular the rights, privileges, and appurtenances thereto in any manner belonging unto the said grantee(s), their heirs and assigns forever, so that neither the grantors, nor any other taxing unit interested in said tax foreclosure judgment, nor any person claiming under it and them, shall at any time hereafter have, claim or demand any right or title to the aforesaid premises or appurtenances, or any part thereof.

Taxes for the present year are to be paid by grantee(s) herein. The liens foreclosed by the judgment are discharged and extinguished by virtue of this conveyance.

This deed is given expressly subject to recorded restrictive covenants running with the land, and valid easements of record as of the date of this sale, if such covenants or easements were recorded prior to January 1 of the year the tax lien(s) arose.

1554597_1

IN TESTIMONY WHEREOF has caused these presents to be executed this
_____ day of _____, 20_____.

BY: _____
School Board President
Marble Falls Independent School District

STATE OF TEXAS

□

COUNTY OF TRAVIS

□

□

Before me, the undersigned authority, on this day personally appeared
_____, Marble Falls Independent School District, Travis County,
Texas, known to me to be the person whose name is subscribed to the foregoing
instrument and acknowledged to me that executed the same for the purposes and
consideration, therein expressed and in the capacity therein stated.

GIVEN UNDER MY HAND AND SEAL OF OFFICE THIS THE _____ DAY OF
_____, 20_____.

Notary Public, State of Texas
Commission Expires:



**LEARNERS TODAY,
LEADERS TOMORROW,
MUSTANGS FOREVER!**

**Marble Falls ISD
Board of Trustees
Agenda Item Information**

Meeting Date:		
Meeting Type: Regular Meeting Special Meeting/Workshop Hearing	Agenda Placement: Public Hearing Information Items Presentation/Discussion Items Consideration Items Consent Agenda	
Date Submitted:		
Subject:		
Executive Summary:		
Fiscal Impact: Cost: Recurring One-Time No Fiscal Impact	Funding Source: General Fund Grant Funds Bond Funds Other Funds (Specify)	Fiscal Year: Amendment Required? Yes No
Administration's Recommendation:		
Submitted By:		
Board Approval Required: Yes No		

Marble Falls Independent School District

2018-2019 Instructional Calendar Approved 2-19-18

August 18						
Su	M	Tu	W	Th	F	Sa
			1	2	3	4
5	6	7	8	9	10	11
12	13	14	15	16	17	18
19	20	21	22	23	24	25
26	27	28	29	30	31	

September 18						
Su	M	Tu	W	Th	F	Sa
						1
2	3	4	5	6	7	8
9	10	11	12	13	14	15
16	17	18	19	20	21	22
23	24	25	26	27	28	29
30						

Instructional Days	173
1st Semester =	80
2nd Semester =	93

October 18						
Su	M	Tu	W	Th	F	Sa
	1	2	3	4	5	6
7	8	9	10	11	12	13
14	15	16	17	18	19	20
21	22	23	24	25	26	27
28	29	30	31			

November 18						
Su	M	Tu	W	Th	F	Sa
				1	2	3
4	5	6	7	8	9	10
11	12	13	14	15	16	17
18	19	20	21	22	23	24
25	26	27	28	29	30	

December 18						
Su	M	Tu	W	Th	F	Sa
						1
2	3	4	5	6	7	8
9	10	11	12	13	14	15
16	17	18	19	20	21	22
23	24	25	26	27	28	29
30	31					

January 19						
Su	M	Tu	W	Th	F	Sa
		1	2	3	4	5
6	7	8	9	10	11	12
13	14	15	16	17	18	19
20	21	22	23	24	25	26
27	28	29	30	31		

February 19						
Su	M	Tu	W	Th	F	Sa
					1	2
3	4	5	6	7	8	9
10	11	12	13	14	15	16
17	18	19	20	21	22	23
24	25	26	27	28		

March 19						
Su	M	Tu	W	Th	F	Sa
					1	2
3	4	5	6	7	8	9
10	11	12	13	14	15	16
17	18	19	20	21	22	23
24	25	26	27	28	29	30
31						

April 19						
Su	M	Tu	W	Th	F	Sa
	1	2	3	4	5	6
7	8	9	10	11	12	13
14	15	16	17	18	19	20
21	22	23	24	25	26	27
28	29	30				

May 19						
Su	M	Tu	W	Th	F	Sa
			1	2	3	4
5	6	7	8	9	10	11
12	13	14	15	16	17	18
19	20	21	22	23	24	25
26	27	28	29	30	31	

June 19						
Su	M	Tu	W	Th	F	Sa
						1
2	3	4	5	6	7	8
9	10	11	12	13	14	15
16	17	18	19	20	21	22
23	24	25	26	27	28	29
30						

July 19						
Su	M	Tu	W	Th	F	Sa
	1	2	3	4	5	6
7	8	9	10	11	12	13
14	15	16	17	18	19	20
21	22	23	24	25	26	27
28	29	30	31			

Instructional Calendar

New Employee Inservice	
Prior to School In-Service (Convocation, Work Days, Prof. Learning, Etc.)	7
August 22 - First day of school	
May 30 - Last day of school	
End of Grading Period 9 wks; 8 wks (80) / 10 wks; 10wks (93)	
Holiday	
Sept. 3: Labor Day	
Oct. 8: Student / Staff Holiday	
Nov. 22 - 23: Thanksgiving	
Dec. 24 - Jan. 4 - Christmas Break	
January 21: Martin Luther King Jr.	
Feb. 18 - Student / Staff Holiday	
March 18-22: Spring Break	
April 19: Good Friday	
May 27: Memorial Day	
Staff Inservice / Student Holiday	
October 22: Instructional Planning	1
January 7: Instructional Planning	1
March 25: Instructional Planning	1
Student Early Release / Staff Inservice	
December 21: Student Early Release	
May 30: Student Early Release	
Bad Weather Day / Staff Inservice	
May 31: Bad Weather / Staff Inservice	1
"Comp" Days / Student Holiday	
November 19-21 (2 Days of Non-Contract Professional Learning and 1 Day of Edu-Hero)	3
Staff Duty Days =	187

06



**LEARNERS TODAY,
LEADERS TOMORROW,
MUSTANGS FOREVER!**

**Marble Falls ISD
Board of Trustees
Agenda Item Information**

Meeting Date:		
Meeting Type: Regular Meeting Special Meeting/Workshop Hearing	Agenda Placement: Public Hearing Information Items Presentation/Discussion Items Consideration Items Consent Agenda	
Date Submitted:		
Subject:		
Executive Summary:		
Fiscal Impact: Cost: Recurring One-Time No Fiscal Impact	Funding Source: General Fund Grant Funds Bond Funds Other Funds (Specify)	Fiscal Year: Amendment Required? Yes No
Administration's Recommendation:		
Submitted By:		
Board Approval Required: Yes No		

Allotment and TEKS Certification, 2018-19

The district superintendent, along with the president and secretary of the local board of trustees, or the officers of the governing body of the charter school, certify the following:

- 1) That this district's technology and instructional materials allotment is used only for expenses allowed by the Texas Education Code (TEC), §31.0211.
- 2) That for the current school year, this district has instructional materials that collectively cover all elements of the Texas Essential Knowledge and Skills of the required curriculum identified in the TEC, §28.002, other than physical education, for each subject and grade level (TEC §31.004).
- 3) That, upon request, this district will provide to the State Board of Education the title and publication information for any instructional materials requisitioned or purchased by the district with the district's IMA (TEC §31.101).

Certified	Grade Level	Certified	Subject Area
<input checked="" type="checkbox"/>	Kindergarten	<input checked="" type="checkbox"/>	CAREER & TECHNICAL EDUCATION (CTE)
<input checked="" type="checkbox"/>	Grade 1	<input checked="" type="checkbox"/>	ENGLISH LANGUAGE ARTS AND READING
<input checked="" type="checkbox"/>	Grade 2	<input checked="" type="checkbox"/>	ENGLISH LANGUAGE PROFICIENCY STANDARDS
<input checked="" type="checkbox"/>	Grade 3	<input checked="" type="checkbox"/>	FINE ARTS
<input checked="" type="checkbox"/>	Grade 4	<input checked="" type="checkbox"/>	HEALTH
<input checked="" type="checkbox"/>	Grade 5	<input checked="" type="checkbox"/>	LANGUAGES OTHER THAN ENGLISH
<input checked="" type="checkbox"/>	Grade 6	<input checked="" type="checkbox"/>	MATHEMATICS
<input checked="" type="checkbox"/>	Grade 7	<input checked="" type="checkbox"/>	SCIENCE
<input checked="" type="checkbox"/>	Grade 8	<input checked="" type="checkbox"/>	SOCIAL STUDIES
<input checked="" type="checkbox"/>	Grade 9	<input checked="" type="checkbox"/>	TECHNOLOGY APPLICATIONS
<input checked="" type="checkbox"/>	Grade 10		
<input checked="" type="checkbox"/>	Grade 11		
<input checked="" type="checkbox"/>	Grade 12		

Signature of Superintendent

Signature

Signatures of Board President and Secretary or Governing Board Officers

Board President

Board Secretary

Scan the signed certification document and email it to instructional.materials@tea.texas.gov with the following subject line: [your district] certification (ex: Anywhere ISD certification)

Email to instructional.materials@tea.texas.gov