



Learners Today...

Leaders Tomorrow...

*Mustangs
Forever!*

**Marble Falls ISD
Regular Meeting**

**Monday, September 15, 2014
6:00 PM**

**AGENDA OF REGULAR MEETING
MARBLE FALLS INDEPENDENT SCHOOL DISTRICT
BOARD OF TRUSTEES
MONDAY, SEPTEMBER 15, 2014 – 6:00 PM
Marble Falls ISD Central Office Community Room**

Notice is hereby given that on September 15, 2014, the Board of Trustees of the Marble Falls Independent School District will hold a Regular meeting at 6:00 PM, at the Marble Falls ISD Central Office Community Room, 1800 Colt Circle, Marble Falls, TX 78654.

The subjects to be discussed or considered, or upon which any formal action may be taken are listed below. Items do not have to be taken in the order shown on this meeting notice.

1. Call to Order
Presenter: Rick Edwards, President
2. Roll Call
Presenter: Rick Edwards, President
3. Invocation
Presenter: Kevin Naumann
4. Pledge to the Flags
Presenter: Larry Berkman
5. Special Recognitions
 - A. ACE 4
Presenter: Dr. Rob O'Connor
 - B. Spotlight Award- Spicewood Elementary 5
Presenter: Dr. Rob O'Connor
6. Citizen Comments
7. Consent Agenda
 - A. Approval of Minutes from August 18th Regular Board Meeting and August 28th Special Board Meeting 6
 - B. Approval of Financial Report 11
 - C. Approval of Budget Amendments 29
 - D. Approval of Resolution Designating Burnet County 4-H Organization as an Extra-Curricular Activity and Granting Extension Agents Adjunct Faculty Status 31
Presenter: Rob O'Connor
 - E. Quarterly Investment Report 34
Presenter: Lisa LeMon
 - F. Purchasing Cooperative Report 35
Presenter: Lisa LeMon
8. Superintendent's Report
 - A. Spicewood Elementary Track Update
Presenter: Joe Don Dockery
 - B. Transportation Report 36
Presenter: George Hamilton
 - C. CTE Update 43

Presenter: Bruce Peckover

D. Technology Update

Presenter: Wade Stanford

55

9. Executive Session

A. Consultation with Legal Counsel (TX Govt. Code Section 551.071) Regarding pending litigation in the case styled Ripple v. Marble Falls Independent School District, Civil Action No. 1:12-CV-00827-LY in the United States District Court for the Western District of Texas, Austin Division.

Presenter: Bridget Robinson

B. Discussion of Professional Personnel (TX. Govt Code 551.074)

10. Reconvene From Executive Session

11. Discussion and Possible Approval of Action Arising from Executive Session

Presenter: Rob O'Connor

A. Take Action, if any, on Matters Discussed with Legal Counsel

B. Discussion and Possible Approval of Employment of Professional Personnel

Presenter: Dr. Rob O'Connor

12. Adjourn

If during the course of the meeting, discussion of any item on the agenda should be held in a closed meeting, the board will conduct a closed meeting in accordance with the Texas Open Meetings Act, Texas Govt. Code, Chapter 551, Subchapters D and E. Before any closed meeting is convened, the presiding officer will publicly identify the section or sections of the Act authorizing the closed meeting. All final votes, actions, or decisions will be taken in open meeting.

FOR THE BOARD OF TRUSTEES
MARBLE FALLS INDEPENDENT SCHOOL

Rob O'Connor, Superintendent of Schools

For Immediate Release: July 31, 2014

ACE Program Wins TEA Awards



ACE Team Front: Molly Heath, Kerri O'Connor, Laurie Celli (TAC from TEA)
Middle: Laura Berlin, Shana Hale, Jason Zoll, Melissa Alexander
Back: Mark Richert, Amanda Fulton, Rachel Denton

The Burnet County Consortium for Texas Afterschool Centers on Education (ACE) serving Marble Falls and Burnet ISD's was recognized by the Texas Education Agency (TEA) in Fort Worth last week during the 4th annual *Golden ACE Awards*. The local ACE program earned one of only six *Prime Awards* in Texas for its efforts in aligning strategies and activities with planning, resourcing, implementation and management to establish enduring afterschool programs. The six awards given in this category were selected from the twenty educational regions throughout the State.

Dr. Kerri O'Connor, the Burnet County Consortium Director, was recognized as a *Top Project Director* in Texas. According to the TEA, the Top Project Director distinction is awarded to the two Project Directors who show extraordinary achievement in making a great investment in improving the landscape of out-of-school time and education.

"I'm so excited about both of our awards," exclaimed O'Connor. "We just completed our first year and worked super hard as a team to serve the students of Burnet County. We love afterschool programs and feel they are very helpful to our students and families. I could not be more honored than to be a part of such a great team. They make me look fantastic!"

(Dr. Kerri) O'Connor thanked both school districts and their superintendents, Burnet CISD and Mr. McBurnett, and Marble Falls ISD and Dr. Rob O'Connor, for their exceptional support. She also indicated that the community support has been a big help in the success of the program, especially the partnership with the Highland Lakes Boys and Girls Club.

For more information about the ACE programs in Burnet County, go to:

http://mfisd.ss3.sharpschool.com/departments/a_c_e_program__burnet_county_consortium.



Dr. Kerri O'Connor thanks her team after receiving award

Learners Today, Leaders Tomorrow...Mustangs Forever!

Contact: Bruce Peckover
bpeckover@mfisd.txd.net
512-431-7097

For Immediate Release: July 3, 2014

Spicewood Elementary Earns High-Performing Status

Marble Falls ISD learned in a letter received this week from the Texas Education Agency (TEA) that Spicewood Elementary School was one of only six schools in Region XIII to achieve the new “Reward School” Status for High-Performing Schools for the 2013 – 2014 school year under the U.S. Department of Education’s specific provisions of the Elementary and Secondary Education Act, commonly known as No Child Left Behind (NCLB).

Federal Identification (Waiver)
2013-2014 High-Performing Schools

Region Number	District Number	District Name	Campus Number	Campus Name	Closed Campus
12	018902	MERIDIAN ISD	018902101	MERIDIAN EL	
12	050910	COPPERAS COVE ISD	050910105	MAE STEVENS EL	
12	050910	COPPERAS COVE ISD	050910106	MARTIN WALKER EL	
12	081906	DEW ISD	081906101	DEW EL	
12	109901	ABBOTT ISD	109901001	ABBOTT SCHOOL	
12	161802	RAPOPORT ACADEMY PUBLIC SCHOOL	161802102	QUINN CAMPUS PUBLIC MIDDLE SCHOOL	
12	161807	HARMONY SCIENCE ACAD (WACO)	161807004	HARMONY SCHOOL OF INNOVATION - DALLAS	
12	161901	CRAWFORD ISD	161901101	CRAWFORD EL	
12	161903	MIDWAY ISD	161903103	SPEEGLEVILLE EL	
12	161907	LORENA ISD	161907101	LORENA ELEMENTARY	
13	027904	MARBLE FALLS ISD	027904104	SPICEWOOD EL	
13	086902	HARPER ISD	086902001	HARPER H S	
13	150901	LLANO ISD	150901101	LLANO EL	
13	227901	AUSTIN ISD	227901105	BLACKSHEAR EL	
13	227901	AUSTIN ISD	227901114	DAWSON EL	
13	227901	AUSTIN ISD	227901159	GRAHAM EL	

1 of 6 schools in ESC 13 to receive the Federal "High-Performing" Schools list! This is a HUGE honor!!!!

According to Sally Partridge, Associate Commissioner of Accreditation and School Improvement for Texas, the requirement for Distinguished School identification will be replaced by “Reward Schools” included in the conditional flexibility waiver from the U.S. Department of Education. The State will continue recognizing high performance with school distinction designations in performance and progress for schools meeting reward criteria. A high performing reward school will be identified as a Title I school with distinctions based on reading and math performance. In addition, at the high school level, a reward school will be a Title I school with the highest graduation rates. A high progress school will be identified as a Title I school, in the top 25% in annual improvement; and/or a school in the top 25% of those demonstrating ability to close performance gaps based on system safeguards.

“I am so happy about Spicewood Elementary being recognized as a high-performing campus,” exclaimed Leslie Baty, Principal of Spicewood Elementary. “What an amazing accomplishment! Our staff, students and parents put in an enormous amount of hard work and effort educating kids in all areas of academics, behavior and character. I am so proud of all of them!”

Additional information on the Reward School Status and the list of high-progress and high-performing schools for the 2013 – 2014 school year may be accessed at:
http://www.tea.state.tx.us/ESEAFlex_Principle2.aspx.

Learners Today, Leaders Tomorrow....Mustangs Forever!

Contact: Bruce Peckover
bpeckover@mfisd.txd.net
512-431-7097

Marble Falls Independent School District
Board Meeting Minutes
August 18, 2014

Rick Edwards, President, called the regular meeting to order at 6:10 p.m. at the Marble Falls ISD Administration Building. A quorum was present; notice of this meeting was posted in accordance with the Texas Open Meetings Act, Texas Government Code Chapter 551.

Board Members Present: Rick Edwards, Kevin Naumann, Mike Savage, Larry Berkman, Kelly Fox and Karl Westerman

Board Members Absent: Lee Ann Johnson

Administrators Present: Dr. Rob O'Connor, Superintendent, Allen Roberts, Wade Stanford, Brett Koch, Mary Davidson, Mike Haley, Peggy Little, Eric Penrod, Leslie Talamantes, Lee Courville, Seth Hansen, Melissa Fields, Manny Lunoff, Lisa LeMon, Keith Powell, Michael Pittard and Susan Maughan.

Members of the Press: Emily Hilley-Sierzchula, *The Highlander*

No citizen comments

Consent Agenda

Upon a motion by Karl Westerman, the board moved the Special Board Meeting minutes from July 8th separately.

Upon a motion by Karl Westerman, second by Kelly Fox, the Board approved the following:

- Minutes from the July 21, 2014 Regular Board Meeting
- Financial Reports
- PDAS Certified Appraisers Addendum
- Lawn Service and Pest Control Bid
- Policy Update 100 Affecting Local Policies: CKE(LOCAL): Safety Program/ Risk Management -Security Personnel, CPC(LOCAL): Office Management - Records Management, CRD(LOCAL): Insurance and Annuities Management - Health and Life Insurance, DCB(LOCAL): Employment Practices - Term Contracts, DCD(LOCAL): Employment Practices - At-Will Employment, FL(LOCAL): Student Records, GBAA(LOCAL): Information Access - Requests For Information, GKB(LOCAL): Community Relations-Advertising And Fund Raising in the Schools
- Resolutions Providing for the Sale of Property Acquired by Burnet Central Appraisal District at Delinquent Tax Sale

For: 6 Against: 0 Absent: 1

Upon a motion by Kevin Naumann, second by Larry Berkman, the Board approved the Special Board meeting minutes from July 8th.

For: Kevin Naumann, Larry Berkman, Kelly Fox, and Rick Edwards
Abstained: Mike Savage and Karl Westerman
Against: None
Absent: Lee Ann Johnson

Superintendent's Report

Board Fall Calendar Review

Dr. Rob O'Connor, Superintendent, reviewed the fall schedule for board meetings, which included sub-committee meetings and the team of eight mandatory training, October 6, 2014 at 6:00 p.m. Dr. O'Connor also invited the board members to attend any of the other advisory committee meetings. A district goal is to be transparent in the spending of bond money.

2014-2015 School Year Budget

Lisa LeMon, Director of Business Operations, reviewed the general fund revenues including local, state and federal revenues. Mrs. LeMon also went over the general fund expenses including payroll, operating costs, contracted services and supplies. Mrs. LeMon reviewed the child nutrition fund and the debt service fund as well. The next steps are to post the notice in the newspaper and hold a public hearing to adopt the new budget and tax rate. The tax rate is remaining the same as the previous year.

Accountability Rating and AP Scores

Eric Penrod, Executive Director of Academic Programs, explained to the board that every campus in our district received the Met Standard Accountability Rating. Mr. Penrod also acknowledged the distinctions each campus earned. The Advanced Placement scores improved in multiple areas.

Technology Update

Seth Hansen, Executive Director of Technology, reviewed the summer projects that are going to be completed this month and shortly after. The cabling, wireless and switches are expected to be completed August 22 and September 1st. Mr. Hansen also went over the timeline for the Fall semester, Spring of 2015 and Fall of 2015. The technology department plans to have professional development to train teachers on the new devices as well as handing out the devices so that each teacher will have time to learn and feel comfortable working with the devices before the high school students receive their devices in the fall of next year.

Roof Replacement Update

Allen Roberts, Assistant Superintendent, stated that the roofing company will start working in the evenings to avoid working during the school hours at Highland Lakes Elementary. The high school administrative offices, library, and the 400 and 900 hallways have been completed. The rest of the high school campus is set to be completed by August 24th. The roof work at Falls and Central Office will begin in September. The entire project is still on track to be completed by the end of October barring any threat of rain or actual rain.

Executive Session

At 7:45 p.m. the Board adjourned into executive session to discuss and review the hiring of district personnel. TX Govt. Code Section 551.074

The board reconvened into open session at 8:12 p.m.

Actions arising from Executive Session

Dr. Rob O'Connor, Superintendent, recommended hiring all personnel as presented with a one year probationary contract subject to assignment.

Upon a motion by Kelly Fox, second by Karl Westerman, the Board approved the recommendation.

For: 6

Against: 0

Absent: 1

Adjournment:

Hearing no objection, the Board adjourned at 8:13 p.m.

Approved:

Rick Edwards, President

Lee Ann Johnson, Secretary

Marble Falls Independent School District
Board Meeting Minutes
August 28, 2014

Rick Edwards, President, called this special meeting to order at 5:35 p.m. at the Marble Falls ISD Administration Building. A quorum was present; notice of this meeting was posted in accordance with the Texas Open Meetings Act, Texas Government Code Chapter 551.

Board Members Present: Rick Edwards, Kevin Naumann, Mike Savage, Lee Ann Johnson and Larry Berkman

Board Members Absent: Kelly Fox and Karl Westerman

Administrators Present: Rob O'Connor, Allen Roberts, Wade Stanford and Lisa LeMon

Members of the Press: None

Public Hearing Regarding the 2014-15 School Year Budget

Lisa LeMon, Director of Business Operations, started the Public Hearing at 5:36 p.m. and ended at 5:58 p.m.

Consent

End of Year 2013-2014 Budget Amendments

Upon a motion by Kevin Naumann, second by Lee Ann Johnson, the Board approved the budget amendments.

For: 5 Against: 0 Absent: 2

Action Items

Discussion and Possible Approval of the 2014-2015 School Year Budget

Lisa LeMon, Director of Business Operations, reviewed the budget as previously shown to the board at the Regular Board meeting held on August 18, 2014.

Upon a motion by Lee Ann Johnson, second by Kevin Naumann, the Board approved the 2014-2015 school year budget.

For: 5 Against: 0 Absent: 2

Discussion and Possible Approval of the 2014-2015 Tax Rate

Lisa LeMon, Director of Business Operations, read the ordinance to set the tax rate to the Board of Trustees.

Upon a motion by Larry Berkman, second by Lee Ann Johnson, the Board approved the 2014-2015 Tax Rate.

For: 5 Against: 0 Absent: 2

Discussion and Possible Approval of the Fund Balance Assignment

Lisa LeMon, Director of Business Operations, reviewed the memorandum concerning the approval of the fund balance assignment.

Upon a motion by Kevin Naumann, second by Larry Berkman, the Board approved the fund balance assignment.

For: 5 Against: 0 Absent: 2

Executive Session

The Board moved into Executive Session at 6:15 p.m. to discuss professional personnel. TX Govt. Code Section 551.074

The Board reconvened into Open Session at 6:26 p.m.

Upon a motion by Kevin Naumann, second by Lee Ann Johnson, the Board approved hiring Shelley Tennyson on a one year probationary contract as recommended by Dr. Rob O'Connor all in favor.

For: 5 Against: 0 Absent: 2

Adjournment:

Hearing no objection the Board adjourned at 6:28 p.m.

Approved:

Rick Edwards, President

Lee Ann Johnson, Secretary

Marble Falls ISD
Statement of Revenues and Expenditures - General Fund
As of August 31, 2014

100%	Of Fiscal Year	CURRENT YEAR				PRIOR YEAR		
		BUDGET	YTD ACTIVITY	BALANCE	% OF BUDGET	BUDGET	YTD ACTIVITY	% OF FINAL BUDGET
REVENUES								
5710	LOCAL TAX REVENUES	\$ 31,478,656	\$ 31,405,604	\$ 73,052	99.77%	\$ 31,075,192	\$ 31,034,343	99.87%
57XX	OTHER LOCAL REVENUES	\$ 3,219,319	\$ 3,366,355	\$ (147,036)	104.57%	\$ 552,218	\$ 545,052	98.70%
58XX	STATE PROG. REVENUES	\$ 4,403,508	\$ 3,696,071	\$ 707,437	83.93%	\$ 5,007,553	\$ 5,259,455	105.03%
5900	FEDERAL REVENUE	\$ 716,919	\$ 711,508	\$ 5,411	99.25%	\$ 435,693	\$ 568,817	130.55%
	TOTAL REVENUE	\$ 39,818,402	\$ 39,179,537	\$ 638,865	98.40%	\$ 37,070,656	\$ 37,407,668	100.91%
EXPENDITURES								
11	INSTRUCTION	\$ 17,769,982	\$ 17,590,721	\$ 179,261	98.99%	\$ 17,213,749	\$ 17,054,320	99.07%
12	LIBRARY	\$ 429,733	\$ 425,956	\$ 3,777	99.12%	\$ 460,763	\$ 454,038	98.54%
13	STAFF DEVELOPMENT	\$ 343,833	\$ 336,037	\$ 7,796	97.73%	\$ 229,169	\$ 196,189	85.61%
21	INST ADMINISTRATION	\$ 540,184	\$ 462,112	\$ 78,072	85.55%	\$ 625,879	\$ 586,999	93.79%
23	SCHOOL ADMINISTRATION	\$ 2,138,180	\$ 2,126,915	\$ 11,265	99.47%	\$ 2,007,369	\$ 1,985,624	98.92%
31	GUID AND COUNSELING	\$ 1,110,321	\$ 1,108,006	\$ 2,315	99.79%	\$ 1,062,873	\$ 1,057,893	99.53%
32	SOCIAL WORK SERVICES	\$ 50,351	\$ 49,891	\$ 460	99.09%	\$ -	\$ -	0.00%
33	HEALTH SERVICES	\$ 380,006	\$ 363,336	\$ 16,670	95.61%	\$ 365,043	\$ 361,859	99.13%
34	PUPIL TRANSP - REGULAR	\$ 1,598,620	\$ 1,578,382	\$ 20,238	98.73%	\$ 1,836,348	\$ 1,769,604	96.37%
36	CO-CURRICULAR ACT	\$ 1,505,287	\$ 1,439,010	\$ 66,277	95.60%	\$ 1,394,437	\$ 1,389,850	99.67%
41	GEN ADMINISTRATION	\$ 1,229,172	\$ 1,202,333	\$ 26,839	97.82%	\$ 1,238,074	\$ 1,103,372	89.12%
51	PLANT MAINT & OPERATION	\$ 4,265,419	\$ 4,233,033	\$ 32,387	99.24%	\$ 4,001,564	\$ 3,924,266	98.07%
52	SECURITY & MONITORING	\$ 126,853	\$ 126,456	\$ 396	99.69%	\$ 77,119	\$ 62,748	81.37%
53	DATA PROCESSING	\$ 2,034,835	\$ 1,803,452	\$ 231,382	88.63%	\$ 1,000,320	\$ 963,060	96.28%
61	COMMUNITY SERVICES	\$ 74,783	\$ 59,390	\$ 15,393	79.42%	\$ 74,285	\$ 70,324	94.67%
81	FACILITIES ACQ & CONST	\$ 3,318,084	\$ 2,238,585	\$ 1,079,499	67.47%	\$ 423,738	\$ 238,097	0.00%
91	STUDENT ATTENDANCE CR	\$ 2,889,539	\$ 2,863,178	\$ 26,361	99.09%	\$ 4,423,176	\$ 4,421,664	99.97%
99	PURCHASES & CONT SRVS	\$ 657,204	\$ 645,982	\$ 11,222	98.29%	\$ 686,614	\$ 650,190	94.70%
	TOTAL EXPENDITURES	\$ 40,462,386	\$ 38,652,777	\$ 1,809,609	95.53%	\$ 37,120,520	\$ 36,290,098	97.76%
7000	Other Sources		\$ 10,235			Other Sources	\$ -	
8000	Other Uses		\$ 5,000			Other Uses	\$ -	
1200	EXCESS (DEFICIENCY) OF REVENUES OVER EXPENDITURES	\$ 531,995				EXCESS (DEFICIENCY) OF REVENUES OVER EXPENDITURES - FY 2012-13	\$ 1,117,570	
3000	BEG FUND BAL 09/01/13	\$ 9,955,298	Audited					
3000	END FUND BAL 8/31/14	\$ 10,487,293	Unaudited					

Marble Falls ISD
Statement of Revenues and Expenditures - Food Service
As of August 31, 2014

100%	Of Fiscal Year	CURRENT YEAR				PRIOR YEAR		
		BUDGET	YTD ACTIVITY	BALANCE	% OF BUDGET	BUDGET	YTD ACTIVITY	% OF FINAL BUDGET
REVENUES								
57XX	Local & Intermed Revenues	\$ 606,629	\$ 626,629	\$ (20,000)	103.30%	\$ 606,453	\$ 643,006	106.03%
58XX	State Program Revenues	\$ 12,110	\$ 11,765	\$ 345	97.15%	\$ 12,110	\$ 11,820	97.61%
59xx	Federal Program Revenues	\$ 1,763,583	\$ 1,481,793	\$ 281,790	84.02%	\$ 1,452,229	\$ 1,418,517	97.68%
	TOTAL REVENUE	\$ 2,382,322	\$ 2,120,186	\$ 262,136	89.00%	\$ 2,070,792	\$ 2,073,342	100.12%
EXPENDITURES								
61	PAYROLL COST	\$ 884,491	\$ 855,199	\$ 29,292	96.69%	\$ 784,688	\$ 766,387	97.67%
62	PURCHASE & CONTRACTED	\$ 101,875	\$ 60,049	\$ 41,826	58.94%	\$ 18,873	\$ 17,132	90.78%
63	SUPPLIES AND MATERIALS	\$ 1,179,092	\$ 1,084,081	\$ 95,011	91.94%	\$ 1,035,517	\$ 991,319	95.73%
64	OTHER OPERATING EXP	\$ 18,155	\$ 17,002	\$ 1,153	93.65%	\$ 10,310	\$ 12,994	126.03%
66	CPTL OUTLAY	\$ 59,709	\$ 58,040	\$ 1,669	97.21%	\$ 100,996	\$ 91,575	90.67%
	TOTAL EXPENDITURES	\$ 2,243,322	\$ 2,074,371	\$ 168,951	92.47%	\$ 1,950,384	\$ 1,879,407	96.36%
7000	Other Sources		\$ -				\$ -	
8000	Other Uses		\$ -				\$ -	
1200	EXCESS (DEFICIENCY) OF REVENUES OVER EXPENDITURES	\$ 45,816				EXCESS (DEFICIENCY) OF REVENUES OVER EXPENDITURES - FY 2012-13	\$ 193,935	
3000	BEG FUND BAL 09/01/13	\$ 689,826	Audited					
3000	END FUND BAL 8/31/14	\$ 735,642	Unaudited					

Marble Falls Independent School District

Financial Report

September 15, 2014

Check Payment Fund Summary

Expenditure to Budget Report

Check Payment Fund Summary

For Bills Paid

August 1, - August 31st, 2014

FUND SUMMARY

FUND DESCRIPTION	BALANCE SHEET	REVENUE	EXPENSE	TOTAL
199 GENERAL FUND	99,720.91	20.00	1,834,314.31	1,934,055.22
224 IDEA PART B FORMULA	0.00	0.00	13,432.50	13,432.50
240 FOOD SERVICE	920.00	0.00	55,526.12	56,446.12
242 SUMMER FEEDING PROGRAM-DHS	0.00	0.00	4,099.89	4,099.89
244 VOC. ED.-BASIC GRANT	305.11	0.00	-300.00	5.11
276 Texas Title I Priority Schools	0.00	0.00	57,059.56	57,059.56
352 21st CENTURY COMM LEARNING CEN	0.00	0.00	32,749.99	32,749.99
397 ADVANCED PLACEMENT INCENTIVES	0.00	0.00	551.04	551.04
410 INSTRUCTIONAL MATERIALS ALLOTM	0.00	0.00	120,896.82	120,896.82
622 CPF - CATE	0.00	0.00	13,121.89	13,121.89
636 CPF - BAND	0.00	0.00	23,606.00	23,606.00
*** Fund Summary Totals ***	100,946.02	20.00	2,155,058.12	2,256,024.14

***** End of report *****

Expenditure to Budget Report

September 15, 2014

General Operating Fund

Food Service Fund

Capital Projects

COMPARISON OF REVENUE TO BUDGET (Date: 8/2014)

Obj	Obj	GENERAL FUND	2013-14		August 2013-14		2013-14		REVENUE		2013-14	
			ESTIMATED REVENUE	MTHLY ACTIVITY	Activity	BALANCE	PERCENT REALIZED	YTD %				
199		REVENUE-LOCAL & INTERMED										
5700		571- LOCAL REAL-PROPERTY TAXES	31,478,656.00	231,362.14	31,405,603.56	73,052.44	99.77	99.77				
		573- TUITION & FEES FROM PATRONS	65,000.00	0.00	42,242.00	22,758.00	64.99	64.99				
		574- TRANS FROM WITHIN STATE	3,047,369.00	86,425.10	3,184,668.23	-137,299.23	104.51	104.51				
		575- ENTERPRISING ACTIVITIES	106,950.00	3,705.00	139,444.85	-32,494.85	130.38	130.38				
		57-- REVENUE-LOCAL & INTERMED	34,697,975.00	321,492.24	34,771,958.64	-73,983.64	100.21	100.21				
5800		STATE PROGRAM REVENUES										
		581- PER CAPITA-FOUNDATION REV	3,112,052.00	611,950.00	2,207,225.00	904,827.00	70.93	70.93				
		582- STATE REVENUE DISTRBD BY TEA	7,250.00	0.00	14,580.99	-7,330.99	201.12	201.12				
		583- TRS ON BEHALF BENEFIT	1,284,206.00	125,605.56	1,474,264.95	-190,058.95	114.80	114.80				
		58-- STATE PROGRAM REVENUES	4,403,508.00	737,555.56	3,696,070.94	707,437.06	83.93	83.93				
5900		FEDERAL PROGRAM REVENUES										
		591- FEDERALLY DIST REVENUES	70,000.00	0.00	70,433.42	-433.42	100.62	100.62				
		592-	20,000.00	0.00	0.00	20,000.00	0.00	0.00				
		593- VOC ED NON FOUNDATION	626,919.00	3,241.37	641,074.17	-14,155.17	102.26	102.26				
		59-- FEDERAL PROGRAM REVENUES	716,919.00	3,241.37	711,507.59	5,411.41	99.25	99.25				
7900		OTHER RESOURCES										
		791-	0.00	1,185.00	10,235.00	-10,235.00	0.00	0.00				
		79-- OTHER RESOURCES	0.00	1,185.00	10,235.00	-10,235.00	0.00	0.00				
		---- GENERAL FUND	39,818,402.00	1,063,474.17	39,189,772.17	628,629.83	98.42	98.42				

Obj	Obj	2013-14 ESTIMATED REVENUE	August 2013-14 MTHLY ACTIVITY	2013-14 Activity	REVENUE BALANCE	PERCENT REALIZED	2013-14 YTD %
240	FOOD SERVICE						
5700	REVENUE-LOCAL & INTERMED						
	574- TRANS FROM WITHIN STATE	3,000.00	181.95	2,208.39	791.61	73.61	73.61
	575- ENTERPRISING ACTIVITIES	603,629.00	39,583.32	624,420.60	-20,791.60	103.44	103.44
	57-- REVENUE-LOCAL & INTERMED	606,629.00	39,765.27	626,628.99	-19,999.99	103.30	103.30
5800	STATE PROGRAM REVENUES						
	582- STATE REVENUE DISTRBD BY TEA	12,110.00	0.00	11,764.76	345.24	97.15	97.15
	58-- STATE PROGRAM REVENUES	12,110.00	0.00	11,764.76	345.24	97.15	97.15
5900	FEDERAL PROGRAM REVENUES						
	592-	1,763,583.00	0.00	1,481,792.63	281,790.37	84.02	84.02
	59-- FEDERAL PROGRAM REVENUES	1,763,583.00	0.00	1,481,792.63	281,790.37	84.02	84.02
	---- FOOD SERVICE	2,382,322.00	39,765.27	2,120,186.38	262,135.62	89.00	89.00

Number of Accounts: 51

***** End of report *****

RECAP OF REVENUE BY FUND (Date: 8/2014)

Obj	Obj	2013-14	August	2013-14	2013-14	2013-14
		ESTIMATED REVENUE	MTHLY ACTIVITY	Activity	REVENUE	YTD %
199	GENERAL FUND					
5---	REVENUE	39,818,402.00	1,062,289.17	39,179,537.17	638,864.83	98.40
7---	OTHER RESOURCES	0.00	1,185.00	10,235.00	-10,235.00	0.00
----	GENERAL FUND	39,818,402.00	1,063,474.17	39,189,772.17	628,629.83	98.42
240	FOOD SERVICE					
5---	REVENUE	2,382,322.00	39,765.27	2,120,186.38	262,135.62	89.00
----	FOOD SERVICE	2,382,322.00	39,765.27	2,120,186.38	262,135.62	89.00

Number of Accounts: 51

***** End of report *****

Obj	Obj	2013-14		2013-14		August 2013-14		2013-14	
		BUDGET	ENCUMBRANCE	EXPENDITURES	ACTIVITY	BALANCE	YTD %		
199	GENERAL FUND								
00									
11	INSTRUCTION								
	61-- PAYROLL COSTS	16,934,885.14	0.00	16,830,855.44	1,644,277.91	104,029.70	99.39		
	62-- PURCHASE & CONTRACTED SVS	309,887.14	1,711.19	280,276.93	7,732.00	27,899.02	90.44		
	63-- SUPPLIES AND MATERIALS	442,124.23	17,998.67	408,459.31	30,047.77	15,666.25	92.39		
	64-- OTHER OPERATING EXPENSES	22,587.11	438.18	21,916.25	957.18	232.68	97.03		
	66-- CPTL OUTLY LAND BLDG & EQ	60,498.00	3,978.66	49,212.75	-11,076.12	7,306.59	81.35		
	---- INSTRUCTION	17,769,981.62	24,126.70	17,590,720.68	1,671,938.74	155,134.24	98.99		
12	INST. RESOURCES & MEDIA SVCS								
	61-- PAYROLL COSTS	325,611.60	0.00	327,285.37	34,130.04	-1,673.77	100.51		
	62-- PURCHASE & CONTRACTED SVS	35,101.32	0.00	33,818.44	0.00	1,282.88	96.35		
	63-- SUPPLIES AND MATERIALS	62,627.20	0.00	59,249.01	0.00	3,378.19	94.61		
	64-- OTHER OPERATING EXPENSES	6,393.00	0.00	5,603.32	0.00	789.68	87.65		
	---- INST. RESOURCES & MEDIA S	429,733.12	0.00	425,956.14	34,130.04	3,776.98	99.12		
13	CURRICULUM DEV & INST STFF DEV								
	61-- PAYROLL COSTS	236,982.90	0.00	250,578.64	28,755.60	-13,595.74	105.74		
	62-- PURCHASE & CONTRACTED SVS	48,221.00	0.00	44,230.50	14,990.00	3,990.50	91.72		
	63-- SUPPLIES AND MATERIALS	17,543.00	28.85	13,504.81	1,080.76	4,009.34	76.98		
	64-- OTHER OPERATING EXPENSES	41,086.00	72.49	27,722.91	2,549.03	13,290.60	67.48		
	---- CURRICULUM DEV & INST STF	343,832.90	101.34	336,036.86	47,375.39	7,694.70	97.73		
21	INSTRUCTIONAL LEADERSHIP								
	61-- PAYROLL COSTS	420,923.02	0.00	435,555.56	64,918.01	-14,632.54	103.48		
	62-- PURCHASE & CONTRACTED SVS	7,980.00	435.94	4,941.15	1,175.33	2,602.91	61.92		
	63-- SUPPLIES AND MATERIALS	101,452.91	0.00	14,562.70	705.02	86,890.21	14.35		

COMPARISON OF EXPENDITURES & ENCUMBRANCE TO BUDGET (Date: 8/2014)

199 21 23 31 20 32 33	Obj	Obj	2013-14		2013-14		August 2013-14		2013-14	
			BUDGET	ENCUMBRANCE	EXPENDITURES	ACTIVITY	BALANCE	YTD %		
		GENERAL FUND								
		INSTRUCTIONAL LEADERSHIP								
	64	OTHER OPERATING EXPENSES	9,828.00	115.00	7,052.96	906.35	2,660.04	71.76		
	----	INSTRUCTIONAL LEADERSHIP	540,183.93	550.94	462,112.37	67,704.71	77,520.62	85.55		
		SCHOOL LEADERSHIP								
	61	PAYROLL COSTS	2,036,543.83	0.00	2,040,665.58	330,536.13	-4,121.75	100.20		
	62	PURCHASE & CONTRACTED SVS	38,451.28	1,845.52	31,563.10	1,595.61	5,042.66	82.09		
	63	SUPPLIES AND MATERIALS	50,437.50	1,334.12	43,397.94	2,037.96	5,705.44	86.04		
	64	OTHER OPERATING EXPENSES	12,747.50	803.00	11,288.60	0.00	655.90	88.56		
	----	SCHOOL LEADERSHIP	2,138,180.11	3,982.64	2,126,915.22	334,169.70	7,282.25	99.47		
		GUIDANCE & COUNSELING								
	61	PAYROLL COSTS	1,063,918.28	0.00	1,076,325.55	137,385.14	-12,407.27	101.17		
	62	PURCHASE & CONTRACTED SVS	9,635.74	0.00	3,956.50	0.00	5,679.24	41.06		
	63	SUPPLIES AND MATERIALS	27,528.76	0.00	20,520.11	0.00	7,008.65	74.54		
	64	OTHER OPERATING EXPENSES	9,238.50	164.71	7,204.06	0.00	1,869.73	77.98		
	----	GUIDANCE & COUNSELING	1,110,321.28	164.71	1,108,006.22	137,385.14	2,150.35	99.79		
		SOCIAL WORK SERVICES								
	61	PAYROLL COSTS	50,351.00	0.00	49,891.53	8,027.43	459.47	99.09		
	----	SOCIAL WORK SERVICES	50,351.00	0.00	49,891.53	8,027.43	459.47	99.09		
		HEALTH SERVICES								
	61	PAYROLL COSTS	369,724.00	0.00	355,187.55	15,133.30	14,536.45	96.07		
	62	PURCHASE & CONTRACTED SVS	363.00	0.00	396.00	0.00	-33.00	109.09		
	63	SUPPLIES AND MATERIALS	9,264.00	0.00	7,338.09	189.20	1,925.91	79.21		
	64	OTHER OPERATING EXPENSES	655.00	0.00	414.42	0.00	240.58	63.27		
	----	HEALTH SERVICES	380,006.00	0.00	363,336.06	15,322.50	16,669.94	95.61		

199 34 2013-14 BUDGET 2013-14 ENCUMBRANCE YTD 2013-14 EXPENDITURES August 2013-14 ACTIVITY BALANCE 2013-14 YTD %

Obj	Obj	2013-14 BUDGET	2013-14 ENCUMBRANCE YTD	2013-14 EXPENDITURES	August 2013-14 ACTIVITY	BALANCE	2013-14 YTD %
199	GENERAL FUND						
34	PUPIL TRANSPORTATION						
61--	PAYROLL COSTS	1,246,088.92	0.00	1,285,797.72	121,588.37	-39,708.80	103.19
62--	PURCHASE & CONTRACTED SVS	32,070.00	2,915.00	30,458.04	5,696.96	-1,303.04	94.97
63--	SUPPLIES AND MATERIALS	414,209.00	10,562.59	398,094.93	9,865.16	5,551.48	96.11
64--	OTHER OPERATING EXPENSES	-93,748.00	0.00	-168,893.51	-2,558.50	75,145.51	180.16
66--	CPTL OUTLY LAND BLDG & EQ	0.00	0.00	32,925.00	32,925.00	-32,925.00	0.00
----	PUPIL TRANSPORTATION	1,598,619.92	13,477.59	1,578,382.18	167,516.99	6,760.15	98.73

Obj	Obj	2013-14 BUDGET	2013-14 ENCUMBRANCE YTD	2013-14 EXPENDITURES	August 2013-14 ACTIVITY	BALANCE	2013-14 YTD %
36	COCURR./EXTRACURR.ACTIVITIES						
61--	PAYROLL COSTS	891,396.92	0.00	860,441.79	42,082.75	30,955.13	96.53
62--	PURCHASE & CONTRACTED SVS	120,727.23	0.00	119,243.65	7,948.76	1,483.58	98.77
63--	SUPPLIES AND MATERIALS	194,217.08	16,179.41	176,883.78	37,661.55	1,153.89	91.08
64--	OTHER OPERATING EXPENSES	292,945.80	161.99	276,441.22	7,337.60	16,342.59	94.37
66--	CPTL OUTLY LAND BLDG & EQ	6,000.00	0.00	6,000.00	0.00	0.00	100.00
----	COCURR./EXTRACURR.ACTIVIT	1,505,287.03	16,341.40	1,439,010.44	95,030.66	49,935.19	95.60

Obj	Obj	2013-14 BUDGET	2013-14 ENCUMBRANCE YTD	2013-14 EXPENDITURES	August 2013-14 ACTIVITY	BALANCE	2013-14 YTD %
41	GENERAL ADMINISTRATION						
61--	PAYROLL COSTS	963,283.32	0.00	981,948.43	86,155.08	-18,665.11	101.94
62--	PURCHASE & CONTRACTED SVS	114,804.25	155.30	96,810.39	1,909.38	17,838.56	84.33
63--	SUPPLIES AND MATERIALS	44,555.24	65.65	32,857.24	4,214.09	11,632.35	73.74
64--	OTHER OPERATING EXPENSES	106,529.51	2,234.08	90,716.98	6,484.00	13,578.45	85.16
----	GENERAL ADMINISTRATION	1,229,172.32	2,455.03	1,202,333.04	98,762.55	24,384.25	97.82

Obj	Obj	2013-14 BUDGET	2013-14 ENCUMBRANCE YTD	2013-14 EXPENDITURES	August 2013-14 ACTIVITY	BALANCE	2013-14 YTD %
51	PLANT MAINTENANCE & OPERATIONS						
61--	PAYROLL COSTS	2,086,537.28	0.00	2,083,978.34	209,268.68	2,558.94	99.88
62--	PURCHASE & CONTRACTED SVS	1,519,432.78	12,489.74	1,541,676.41	158,958.50	-34,733.37	101.46
63--	SUPPLIES AND MATERIALS	480,262.22	10,960.31	431,426.01	36,508.84	37,875.90	89.83
64--	OTHER OPERATING EXPENSES	173,718.00	0.00	170,482.75	1,552.11	3,235.25	98.14
66--	CPTL OUTLY LAND BLDG & EQ	5,469.00	0.00	5,469.00	0.00	0.00	100.00
----	PLANT MAINTENANCE & OPERA	4,265,419.28	23,450.05	4,233,032.51	406,288.13	8,936.72	99.24

COMPARISON OF EXPENDITURES & ENCUMBRANCE TO BUDGET (Date: 8/2014)

Obj	Obj	2013-14		2013-14		August 2013-14		2013-14	
		BUDGET	ENCUMBRANCE YTD	EXPENDITURES	ACTIVITY	BALANCE	YTD	YTD	
199	GENERAL FUND								
52	SECURITY & MONITORING SERVICES								
	61-- PAYROLL COSTS	45,852.63	0.00	50,502.43	8,078.33	-4,649.80	110.14		
	62-- PURCHASE & CONTRACTED SVS	58,900.00	0.00	54,828.10	0.00	4,071.90	93.09		
	63-- SUPPLIES AND MATERIALS	3,100.00	0.00	2,525.64	1,989.00	574.36	81.47		
	66-- CPTL OUTLY LAND BLDG & EQ	19,000.00	0.00	18,600.00	0.00	400.00	97.89		
	---- SECURITY & MONITORING SER	126,852.63	0.00	126,456.17	10,067.33	396.46	99.69		
53	DATA PROCESSING SERVICES								
	61-- PAYROLL COSTS	524,395.77	0.00	473,669.53	61,199.70	50,726.24	90.33		
	62-- PURCHASE & CONTRACTED SVS	439,319.00	9,029.48	280,317.48	1,380.17	149,972.04	63.81		
	63-- SUPPLIES AND MATERIALS	278,446.89	5,725.03	384,074.13	110,625.03	-111,352.27	137.93		
	64-- OTHER OPERATING EXPENSES	6,000.00	20.21	5,297.04	487.81	682.75	88.28		
	66-- CPTL OUTLY LAND BLDG & EQ	786,673.00	0.00	660,094.15	166,384.67	126,578.85	83.91		
	---- DATA PROCESSING SERVICES	2,034,834.66	14,774.72	1,803,452.33	340,077.38	216,607.61	88.63		
61	COMMUNITY SERVICES								
	61-- PAYROLL COSTS	51,227.20	0.00	33,842.26	551.77	17,384.94	66.06		
	62-- PURCHASE & CONTRACTED SVS	20,000.00	0.00	25,000.00	0.00	-5,000.00	125.00		
	63-- SUPPLIES AND MATERIALS	556.00	0.00	548.00	0.00	8.00	98.56		
	64-- OTHER OPERATING EXPENSES	3,000.00	0.00	0.00	0.00	3,000.00	0.00		
	---- COMMUNITY SERVICES	74,783.20	0.00	59,390.26	551.77	15,392.94	79.42		
81	FACILITIES ACQ. & CONSTRUCTION								
	66-- CPTL OUTLY LAND BLDG & EQ	3,318,084.00	793,693.40	2,238,585.10	377,668.34	285,805.50	67.47		
	---- FACILITIES ACQ. & CONSTRU	3,318,084.00	793,693.40	2,238,585.10	377,668.34	285,805.50	67.47		
91	INTERGOVERNMENTAL CHARGES								
	62-- PURCHASE & CONTRACTED SVS	2,889,539.00	0.00	2,863,178.00	-400,995.00	26,361.00	99.09		
	---- INTERGOVERNMENTAL CHARGES	2,889,539.00	0.00	2,863,178.00	-400,995.00	26,361.00	99.09		

COMPARISON OF EXPENDITURES & ENCUMBRANCE TO BUDGET (Date: 8/2014)

Obj	Obj	2013-14		2013-14		August 2013-14		2013-14	
		BUDGET	ENCUMBRANCE YTD	EXPENDITURES	ACTIVITY	BALANCE	YTD \$		
199									
99									
	GENERAL FUND								
	OTHER INTERGOVERNMENTAL CHARGES								
	62--- PURCHASE & CONTRACTED SVS	657,204.00	0.00	645,982.38	0.00	11,221.62	98.29		
	----- OTHER INTERGOVERNMENTAL CH	657,204.00	0.00	645,982.38	0.00	11,221.62	98.29		
	----- GENERAL FUND	40,462,386.00	893,118.52	38,657,777.49	3,416,021.80	911,489.99	95.54		

COMPARISON OF EXPENDITURES & ENCUMBRANCE TO BUDGET (Date: 8/2014)

Obj	Obj	2013-14		2013-14		August 2013-14		2013-14	
		BUDGET	ENCUMBRANCE YTD	EXPENDITURES	ACTIVITY	BALANCE	YTD \$		
240	FOOD SERVICE								
35	FOOD SERVICES								
	61-- PAYROLL COSTS	884,491.00	0.00	855,198.98	79,128.74	29,292.02	96.69		
	62-- PURCHASE & CONTRACTED SVS	101,875.00	92.08	60,048.76	1,126.95	41,734.16	58.94		
	63-- SUPPLIES AND MATERIALS	1,179,591.69	40.50	1,084,080.65	54,534.50	95,470.54	91.90		
	64-- OTHER OPERATING EXPENSES	18,155.22	0.00	17,002.09	407.50	1,153.13	93.65		
	66-- CPTL OUTLY LAND BLDG & EQ	59,209.09	0.00	58,040.29	3,693.50	1,168.80	98.03		
	---- FOOD SERVICES	2,243,322.00	132.58	2,074,370.77	138,891.19	168,818.65	92.47		
	---- FOOD SERVICE	2,243,322.00	132.58	2,074,370.77	138,891.19	168,818.65	92.47		

Number of Accounts: 2314

***** End of report *****

RECAP OF EXPENDITURES BY FUND (Date: 8/2014)

Obj	Obj	GENERAL FUND	2013-14		2013-14		August 2013-14		2013-14	
			BUDGET	ENCUMBRANCE	EXPENDITURES	ACTIVITY	BALANCE	YTD \$		
199	6---	EXPENDITURES	40,462,386.00	893,118.52	38,652,777.49	3,411,021.80	916,489.99	95.53		
	8---	OTHER USES	0.00	0.00	5,000.00		-5,000.00	0.00		
	----	GENERAL FUND	40,462,386.00	893,118.52	38,657,777.49	3,416,021.80	911,489.99	95.54		
240	6---	FOOD SERVICE	2,243,322.00	132.58	2,074,370.77	138,891.19	168,818.65	92.47		
	----	FOOD SERVICE	2,243,322.00	132.58	2,074,370.77	138,891.19	168,818.65	92.47		

Number of Accounts: 2314

***** End of report *****

End T	Fn	Obj	Sb	Org	F	Pr	L	L2	End	Obj	PO#/Line#	Description	Inv#/Desc2	Inv Date	Chk#/Rec#	Check Date	Amount
622	E	11	6398	00	001	0	22	0	00	CPF - CATE	COMPUTER RELATED SUPPLIES						
			08/28/14	AP	jb					APPLE INC	11400455	TECH/IMAC/HS AV CLASS	4292332600	08/27/14	79467	08/28/14	10,110.00
			08/28/14	AP	jb					APPLE INC	11400453	TECH/FINAL CUT LICENSES/HS AV CLASS	4291653599	08/25/14	79467	08/28/14	2,999.90
			08/31/14	AP	jb13-14					SHI GOVERNMENT SOLUTIONS	11400454	TECH/ADOBE LICENSE/HS AV CLASS	GB00122936	09/04/14	79655	09/05/14	13,524.10
										August							26,634.00
										*622 E 11 6398 00 001 0 22 0 00							26,634.00
										*Accounts Payable							26,634.00
622	E	11	6398	02	001	0	22	0	00	CPF - CATE	COMPUTER RELATED SUPPLIES						
			08/31/14	AP	jb13-14					GOVCONNECTION INC	11400473	TECH/KEYBOARD AND MOUSE	51731040	09/03/14	79632	09/05/14	305.76
										COMBOS FOR MAC LAB/TURNER							
										August							305.76
										*622 E 11 6398 02 001 0 22 0 00							305.76
										*Accounts Payable							305.76
622	E	11	6399	03	001	0	22	0	00	CPF - CATE	GENERAL SUPPLIES						
			08/28/14	AP	jb					CARD SERVICE CENTER	11400461	BUSINESS & ACCOUNTING TEXT BOOKS	01308645076209	08/27/14	79484	08/28/14	11.99
										August							11.99
										*622 E 11 6399 03 001 0 22 0 00							11.99
										*Accounts Payable							11.99
622	E	11	6399	10	001	0	22	0	00	CPF - CATE	GENERAL SUPPLIES						
			08/21/14	JE	13-00641						2	To move expenditures from General Fund to Bond Fund per Board Resolution				08/21/14	18,483.09
										August							18,483.09
										*622 E 11 6399 10 001 0 22 0 00							18,483.09
										*Journal Entries							18,483.09
622	E	11	63--	--	--	--	--	--	--	--	3	FURNITURE & EQUIPMENT				08/21/14	18,995.46
										*SUPPLIES AND MATERIALS							
										To move expenditures from							

End T	Fn	Obj	Sb	Org	F	Pr	L	L2	End	Obj	PO#/Line#	Description	Inv#/Desc2	Inv Date	Chkl/Rec#	Check Date	Amount
622	E	11	6639	10	001	0	22	0	00	(continued)		General Fund to Bond Fund per Board Resolution					18,995.46
622	E	11	6639	10	001	0	22	0	00		August						18,995.46
622	E	11	6639	10	001	0	22	0	00		*622 E 11 6639 10 001 0 22 0 00						18,995.46
622	E	11	6639	10	001	0	22	0	00		*Journal Entries						18,995.46

End T	Fn	Obj	Sb	Org	F	Pr	L	L2	End	Obj	PO#/Line#	Description	Inv#/Desc2	Inv Date	Chkl/Rec#	Check Date	Amount
622	E	81	6629	10	001	0	22	0	00	CPF - CATE		BUILDING PURCHASE/CONST/IMPRVM					
622	E	81	6629	10	001	0	22	0	00		13-00641	To move expenditures from		08/21/14			251,827.83
622	E	81	6629	10	001	0	22	0	00			General Fund to Bond Fund per Board Resolution					251,827.83
622	E	81	6629	10	001	0	22	0	00		August						251,827.83
622	E	81	6629	10	001	0	22	0	00		*622 E 81 6629 10 001 0 22 0 00					251,827.83	
622	E	81	6629	10	001	0	22	0	00		*Journal Entries						251,827.83

P.O. #	*Year	Description	Vendor	P.O. Date	PO Amount	PO Enc Amount	Liquidated	Adj Enc Amount	Amount Open	Sts
9391400089	2013	2 NEW 77 PASS IHC BUSES	LONGHORN BUS SALES	06/04/2014	190,212.00	190,212.00	0.00	0.00	190,212.00	0
			*Total		190,212.00	190,212.00	0.00	0.00	190,212.00	
9391400098	2014	CHEVROLET	CHEVROLET	08/19/14	32,925.00					
9391400098	2014	CHEVROLET	CHEVROLET	*08/19/14	-32,925.00					
			*Total		0.00	0.00	0.00	0.00	0.00	

P.O. #	*Year	Description	Vendor	P.O. Date	PO Amount	PO Enc Amount	Liquidated	Adj Enc Amount	Amount Open	Sts
9391400089	2013	2 NEW 77 PASS IHC BUSES	LONGHORN BUS SALES	06/04/2014	190,212.00	190,212.00	0.00	0.00	190,212.00	0
			*Total		190,212.00	190,212.00	0.00	0.00	190,212.00	
9391400098	2014	CHEVROLET	CHEVROLET	08/19/14	32,925.00					
9391400098	2014	CHEVROLET	CHEVROLET	*08/19/14	-32,925.00					
			*Total		0.00	0.00	0.00	0.00	0.00	

P.O. #	*Year	Description	Vendor	P.O. Date	PO Amount	PO Enc Amount	Liquidated	Adj Enc Amount	Amount Open	Sts
9391400089	2013	2 NEW 77 PASS IHC BUSES	LONGHORN BUS SALES	06/04/2014	190,212.00	190,212.00	0.00	0.00	190,212.00	0
			*Total		190,212.00	190,212.00	0.00	0.00	190,212.00	
9391400098	2014	CHEVROLET	CHEVROLET	08/19/14	32,925.00					
9391400098	2014	CHEVROLET	CHEVROLET	*08/19/14	-32,925.00					
			*Total		0.00	0.00	0.00	0.00	0.00	

* The Year column displays the first year of the fiscal year pair (2014 for 2014-2015).

End T	Fn	Obj	Sb	Org	F	Pr	L	L2	End	Obj	PO#/Line#	Description	Inv#/Desc2	Inv Date	Chk#/Rec#	Check Date	Amount
636	E 11	6639	00	041	4	11	0	00	(continued)		921400056	New Instruments	9C3580	07/15/14	79034	07/17/14	66,425.00
											July						211,194.00
											921400056	New Instruments	9c3619	08/04/14	79276	08/08/14	6,344.00
											921400056	New Instruments	9c3923	08/29/14	79578	08/29/14	17,262.00
											August						23,606.00
											*636 E 11 6639 00 041 4 11 0 00						234,800.00
											*Accounts Payable						234,800.00

										FURNITURE & EQUIPMENT								
653	E 53	6649	01	999	0	99	0	00	CPF - TECHNOLOGY	1	To move expenditures from	08/21/14					477,000.00	
											General Fund to Bond Fund per							
											Board Resolution							
											August						477,000.00	
											*653 E 53 6649 01 999 0 99 0 00						477,000.00	
											*Journal Entries						477,000.00	

Total for Accounts Payable																	261,751.75
Total for Journal Entries																	766,306.38
Grand Total																	1,028,058.13

Number of Accounts: 9

** The report displays only accounts with activity in the date range selected.

***** End of report *****



Marble Falls
Independent
School District

INTEROFFICE MEMORANDUM

Date: September 10, 2014

To: Board of Trustees and Dr. O'Connor

From: David Hemond, Accounting Supervisor

Subject: Consider Approval of Budget Amendments

Budget amendment included for approval (copies follow):

14-00002 Increase budget for security gates, chillers and roofing - \$828,136

MARBLE FALLS ISD
BUDGET AMENDMENT

Batch #: 14-00002		Reason for amendment: INCREASE BUDGET FOR SECURITY GATES, CHILLERS AND ROOFING	
Fiscal Year: 2014-15			
Account Number	Account Description	Debit	Credit
EXPENDITURES			
1 199-81-6619-00-001-099-000	LAND & IMPROVEMENTS	9,795.00	
2 199-81-6629-05-001-099-000	BUILDING & IMPROVEMENTS	200,000.00	
3 199-81-6629-03-999-099-000	BUILDING & IMPROVEMENTS	618,341.00	
4			
5			
6			
7			
8			
9			
10			
11			
12			
13			
14			
15			
16			
17			
18			
19			
20			
REVENUE			
21 199-00-3510-00-000-000-000	COMMITTED FUND BALANCE		828,136.00
22			
23			
24			
Totals		828,136.00	828,136.00
Board Approval Required <input checked="" type="checkbox"/> Yes <input type="checkbox"/> No		Prepared by: David Hemond	Reviewed by: [Signature]
		Date: 09/09/14	Date: 9-9-14
		Entered by: [Signature] Date: 9/10/2014	

ADJUNCT FACULTY AGREEMENT

1. We encourage a plan for cross-county CEA joint appointments to consolidate travel and supervisory responsibilities at major livestock shows.
2. Remember, when you have youth chosen for National 4-H Congress, National 4-H Conference, or Texas 4-H Leadership Conference, include one of the chaperones on your adjunct list.

THE STATE OF TEXAS

COUNTY OF Burnet

On this date, at a regularly scheduled and posted meeting, came the Board of Trustees of the Marble Falls Independent School District, hereinafter referred to as "District." A quorum having been established, the Board proceeded to consider the appointment of the herein named individual as an adjunct member of the Marble Falls Independent School District.

Upon consideration and vote of _____ in favor, Linda S. Wells, is hereby named as adjunct faculty member of the Marble Falls Independent School District subject to the following considerations and provisions of such appointment to wit:

1. This appointment shall commence on the 25th day of August and end on the day 30th of May, being the end of the 2014-2015 academic year.
2. Adjunct faculty member will receive no compensation, salary, or remuneration from Marble Falls Independent School District.
3. Adjunct faculty member is and shall remain an employee, in good standing, of the Texas A&M AgriLife Extension Service.
4. Adjunct faculty member shall be under the direct supervision of either the District Extension Administrator of District 7 or Burnet County Extension Director.
5. Adjunct faculty member shall receive all group insurance benefits, workman's compensation insurance benefits, unemployment insurance, and any and all other plans for the benefit of Texas A&M AgriLife Extension Service employees. District shall have no responsibility for any of such benefits or plans.

Adjunct faculty member shall direct the activities and participation of students of the school district in sponsored and approved activities as designated from time to time by adjunct faculty members for which notice shall be given to School District administrative personnel. Adjunct faculty members' activities and participation with students of the School District are directed, supervised, and controlled by and through supervisory personnel of Texas A&M AgriLife Extension Service pursuant to the supervisory authority of the District Extension Administrator or County Extension Director. Adjunct faculty member is not the employee of the School District, and School District does not nor shall not supervise, direct or control the activities and/or participation of such Burnet County Extension Agent(s) who have/has been herein designated as an adjunct faculty member.

This appointment is made by the Independent School District by and through the Board of Trustees of said district for the benefit of allowing voluntary student participation in programs conducted by the Texas A&M AgriLife Extension Service in recognition of the educational benefits arising from such participation and activities and/or directed by the Texas A&M AgriLife Extension Service. This appointment is made in accordance with the provisions of Section 129.21 (k)(1) of the Texas Administrative Code authorizing the school to deem such participating students in attendance for foundation school program purposes.

Page two

This appointment of the herein named Linda S. Wells, County Extension Agent(s) (Extension employee) is/are not intended nor shall be construed as a waiver of any claim or defense of sovereign or governmental immunity from liability now possessed by Marble Falls Independent School District or any of its employees, agents, officers, and/or board members in the performance of governmental functions.

Signed this _____ day of _____, 2014.

_____ Independent School District

By: _____

Adjunct Faculty Appointment Accepted By:

County Extension Agent(s)

Approved:

County/District Extension Administrator, District _____
Texas A&M AgriLife Extension Service

**RESOLUTION
regarding
EXTRACURRICULAR STATUS OF 4-H ORGANIZATION**

Be it hereby resolved that upon this date, the duly elected Board of Trustees of the
Marble Falls Independent School District
meeting in public with a quorum present and certified, did adopt this resolution that recognizes the Burnet County
Texas 4-H Organization as approved for recognition and eligible for extracurricular status consideration under 19
Texas Administrative Code, Chapter 76.1, pertaining to extracurricular activities.

Participation by 4-H members under provisions of this resolution are subject to all rules and regulations set forth
under the 19 Texas Administrative Code as interpreted by this Board and designated officials of this school district
whose rules shall be final.

Approved this _____ day of _____, 20____.

(For Board of Trustees)



(Superintendent)

Marble Falls ISD
Quarterly Investment Report
August 31, 2014

<u>Bank</u>	<u>Account</u>	<u>Month</u>	<u>Interest Earned</u>	<u>Bank Balances</u>
FSB	Finance	June	\$ 51.13	\$ 79,003.72
		July	\$ 145.58	\$ 591,519.98
		August	\$ 136.48	\$ 936,012.60
		Total	\$ 333.19	
FSB	Money Market	June	\$ 4,547.39	\$ 17,618,390.34
		July	\$ 3,774.44	\$ 12,955,395.00
		August	\$ 2,807.68	\$ 9,451,112.83
		Total	\$ 11,129.51	
FSB	Debt Service	June	\$ 1,893.06	\$ 7,708,115.48
		July	\$ 1,973.93	\$ 7,765,089.41
		August	\$ 1,181.32	\$ 2,657,198.99
		Total	\$ 5,048.31	
FSB	Payroll	June	\$ 407.24	\$ 1,583,914.60
		July	\$ 388.70	\$ 1,618,829.65
		August	\$ 408.80	\$ 1,671,801.78
		Total	\$ 1,204.74	
FSB	Capital Projects	June	\$ -	\$ -
		July	\$ -	\$ -
		August	\$ 610.16	\$ 5,536,381.89
		Total	\$ 610.16	

Lone Star Investment Pool:

	<u>Corporate Overnight Plus Fund</u>
Beginning Balance @ 6-1-14	\$ 388,106.34
Transfers In	\$ 1,159,308.03
Transfers Out	\$ (1,427,640.93)
Interest Earned	\$ 64.31
Ending Balance @ 8-31-14	<u>\$ 119,837.75</u>

Total Interest Earned:	\$ 18,390.22
Total Cash Balance:	\$ 20,372,345.84

Average Rates of Return:	<u>June</u>	<u>July</u>	<u>August</u>
First State Bank	0.30%	0.30%	0.30%
Lone Star Investment Pool	0.15%	0.14%	0.14%

Marble Falls Independent School District

INTEROFFICE MEMORANDUM

Date: September 10, 2014

To: Board of Trustees and Dr. O'Connor

From: Lisa LeMon, Director of Business Operations

Subject: List of Purchasing Cooperatives for Fiscal Year 2014-15 – For Information Only

In order to be in compliance with HB 273, the following information is presented for information only.

The following cooperatives will be used by Marble Falls ISD for the 2014-15 fiscal year:

- Region 20-13 Purchasing Cooperative
- Buy Board
- The Interlocal Purchasing System (TIPS)
- The Cooperative Purchasing Network (TCPN)
- State Comptroller (DIR)

Region 20-13 Purchasing Cooperative charges a fee of \$2,975. This fee is for handling the bid processes for all purchasing categories. The coop also provides the following services to the district: communicate with the vendors, evaluate vendor performance, and provide technical assistance to coop members. Buy Board, TIPS and TCPN do not charge a fee to the district. They do, however, charge a fee to the vendors.



Learners Today...

Leaders Tomorrow...

Mustangs
Forever!

*MARBLE FALLS ISD
TRANSPORTATION*

2014/2015

PRE - SCHOOL YEAR BUS ROAD-EO



Operations are going great!

- ▣ **37 Regular Routes** (10 double runs)
- ▣ **6 Special Needs Routes**
- ▣ **6 ACE Routes**
- ▣ **Approximately 2700 miles daily**
- ▣ **Approximately 1800 students daily**
- ▣ **Adequate staffing at this time**
- ▣ **Continually updating web site** :see next slide

TRANSPORTATION**BUS RULES AND
REGISTRATION FORMS****MAP - ELEMENTARY
ATTENDANCE ZONES****ACE / BUSING
INFORMATION**

TRANSPORTATION

CONTACT INFORMATION :

PHONE : 830-798-2300 FAX: 830-798-2101

<u>DIRECTOR:</u>	George Hamilton	ghamilton@mfisd.txed.net
<u>ASST. DIRECTOR</u>	Nelda Henley	nhenley@mfisd.txed.net
<u>TRAINER - DISPATCH</u>	Hope Bostick	hbostick@mfisd.txed.net
	Steve Cooley	scooley@mfisd.txed.net
<u>Field Trip Coordinator</u>	Rex Goff	rgoff@mfisd.txed.net

BUS ROUTES AND SERVICE AREAS

To see a description with approximate stop times and locations
Click on the links below

Colt Elementary

Route 3- Cottonwood Shores (Cypress st. west), FM 2147 east, Riverside Park.**Route 7 -** Texan Mart, Horseshoe Bay South, Castle Terrace, Driftwood Street**Route 10 -** FM 1431 East, Smithwick, Travis Peak, Singleton bend.**Route 22 -** Dual - Language Program Bus - Servicing the Marble Falls area**Route 25 -** Timber Ridge Rd. CR 122, Oak Ridge, RiverCrest Apts., Bluebonnet, Post Oak Cir, Lacy,**Route 28 -** Cottonwood (Driftwood & Fir), Gateway, Outback**Bus 19 Staff Students to HS / MS****Bus 20 - Boys and Girls Club**

IMPROVEMENTS

- ▣ In the process of installing 11 new camera systems. This will assure coverage on all Regular Routes and Special Needs Routes with Angel Trax systems.
- ▣ 2 new 77 passenger buses should arrive at the end of the month.
- ▣ 1 new suburban in service. 2 more ordered.
- ▣ More awnings for SUVs are ordered.



DEPARTMENT CHALLENGES

- ▣ Some routes are reaching maximum capacity.
- ▣ Facilities are reaching maximum capacity.
- ▣ Bus fleet is aging.
- ▣ USTs are reaching maturity. (fuel tanks)
- ▣ DOT medical exams / Driver physicals requirements are getting a lot stiffer and more expensive; driver shortages are common Nationwide.

MARBLE FALLS ISD
CTE
WORKFORCE READY
CAREER & TECHNOLOGY EDUCATION



2014 – 2015 MFISD Board Goal #2
**To provide high quality
Career and Technical programs**



CTE Vision
**Partner with the Community to
Produce Workforce Ready Graduates through
Showcase Quality Programs & Facilities**



**Pathway
Endorsements**



**Industry
Certifications**



Program Branding:

MARBLE FALLS ISD
CTE
WORKFORCE READY
CAREER & TECHNOLOGY EDUCATION

Communication



46




MARBLE FALLS ISD
CTE
WORKFORCE READY
CAREER & TECHNOLOGY EDUCATION

Communication

MFISD News

For Immediate Release: September 2, 2014

Herrington Tennis Center Dedicated



Granite bench commemorating Coach Herrington's contributions to Hill Country Tennis

Coach Herrington coached at Marble Falls High School and then moved into the private sector as the Tennis Pro at the Meadow Lakes Country Club over a 40 year career.

MFISD thanks Midge Dochery and Denise Frasier, who coordinated volunteers, the dedication, and spearheaded the collection of funds for the memorial granite bench.



MFISD Board President, Rick Edwards, Nancy Herrington, Superintendent Dr. Robert O'Connor, and former MFHS three time State Champions, Kally Schreiber-Lee and Julie Stice Shaffer under the new Tennis Center arch dedicated to Charlie and Nancy.



1 Teacher, Vinnie Heller, and Troy Metal Works fabricate the new arch

"Charlie would not want this attention focused on said his wife, Nancy Herrington. "He would be focus on the kids. I do, however, so appreciate everyone's efforts in honoring us with this arch and bench. The real honor is the opportunity to have to continue his legacy by using the tennis to help teach our children leaders be great community members."

Learners Today, Leaders Tomorrow....Mustangs Forever!

oe Peckover
peckover@mfisd.txd.net
 512-7097

MFISD News

For Immediate Release: August 14, 2014

Workforce Ready Robot at MFHS



MFHS Engineering and Robotics Teacher, Randy Guffey, meets with Jamie Delaney of Tech-Label to review the new Fanuc Robotics Curriculum.

The new FANUC Robot is scheduled for delivery to MFHS in October. Once it is delivered, Mr. Guffey will attend an intensive certification program in November so both he and the MFHS CTE program are both certified to deliver the Robotics training beginning in January of 2015.

"By 2016, the United States will be facing a labor shortage as 70 million baby boomers retire," said Delaney. "With only 40 million new workers entering the job market during that time, we'll need to bridge the employee gap using robotic automation systems to continue to build North America's manufacturing base."

Students trained on the new Robot controller will have the knowledge to progress into a variety of different automation system careers. Job opportunities using the automation system programmable controllers in the new MFHS FANUC system currently range from operating and programming conveyers to servers, CNC applications, elevators, air conditioning systems, and manufacturing operations.

To find out more about how MFISD is developing Workforce Ready graduates, follow the District's Career and Technology Education program improvements on Twitter @MFISDCTE. The CTE's Twitter feed will also showcase student projects and student-produced product and service opportunities for all of its programs and clubs.

Learners Today, Leaders Tomorrow....Mustangs Forever!

Contact: Bruce Peckover
peckover@mfisd.txd.net
 512-431-7097

Marble Falls Junior and Senior students will have the opportunity during the second semester of this school year to earn Industry Certification in programming and operating FANUC Robots. FANUC Robots are used by Texas companies like Dell, Kraft, John Deere, Lear, Toyota, and many high-tech and oil industry firms.

"Our goal is to help our students be workforce ready when they graduate from Marble Falls, said Guffey. "Our Career and Technology Education (CTE) Robotics class will produce students with robotics certification who can go to work in Central Texas right out of school. Our students will also be prepared to advance their training in Community College and University programs."



Industry Certification Curriculum with new Robot.

DAILYTRIB.COM

HOME MARBLE FALLS NEWS THE PICAYUNE COMMUNITY NEWS BY TOWNS OBITUARIES SPORTS
 CHURCH LISTINGS BURNET & LLANO COUNTY CRIME AND JAIL LOGS LOCALS LOVE US 2014 VOTING RESULTS

Categorized | Community, Marble Falls news, News, News By Town

Marble Falls ISD creating paths to jobs, careers out of high school

Published on 19 August 2014, 11:48 AM [Business](#) [Marble Falls news](#) [Marble Falls schools](#)

DANIEL CLIFTON • PICAYUNE EDITOR

My vision is, when they leave high school, they'll have several certifications and can basically skip right into the industry and get a job," he said. Heller teaches metal fabrication and welding at the high school and is undergoing a major transformation.

"In education, the pendulum often swings one way or the other," said Bruce Peckover, the MFISD career and technology director. "But thanks to (state legislation), schools are really looking at how they prepare students not just for college but for career readiness."

Under House Bill 5 passed by state leaders, students now must work toward an endorsement in one of several areas, including math, science, arts and humanities, business, public service and technology. Peckover said students are no longer separated into either "vocational training" or college-bound studies. School districts must prepare them for career readiness, whether they plan to attend college, pursue technical training or enter the workforce immediately after graduation.

"Basically, all kids are in a career and technology path," Peckover said. "This is a big paradigm shift."

To prepare students in job or career readiness, schools must change how they educate youth, Peckover said MFISD is doing this through both typical classroom studies and a dose of "hands-on" learning. And it's not just little projects the students tackle. They'll also be working on industry-standard equipment.

Heller pointed out a plasma cutter the high school is adding to the metal fabrication program. "I can get a high-definition image off the computer and cut it out of sheet metal — up to a half an inch thick," he said. "This is the same one used in the industry, and the kids will be using it."



**Career Pathways
Partnerships**



Job Shadowing Day

**Community
Partnerships**

**Weekly Career
Portals Industry &
Business Speakers**

MARBLE FALLS ISD

CTE

Advisory Committee

MARBLE FALLS ISD




CTE

**WORKFORCE READY
CAREER & TECHNOLOGY EDUCATION**



Curriculum Improvements

49



Curriculum Improvements



Marble Falls ISD Career Portals

1st Semester 2014

Week 1	8/25	Introduction of Career Portals/Communication Skills	C.P. Teacher
Week 2	9/1	Organization Skills	C.P. Teacher
Week 3	9/8	Health Services Introduction	Brown
Week 4	9/15	Family Consumer Sciences	Suzanne Dyer
Week 5	9/22	Engineering/Aerospace/Robotics	Randy Guffey
Week 6	9/29	Animal Science Introduction	Dawn Stratton
Week 7	10/6	Horticulture Introduction	Mike Chestnut
Week 8	10/13	Business/Accounting Introduction	Chelsea Sivells
Week 9	10/20	Computer Science/Web Design Introduction	Virginia Smith
Week 10	10/27	Sports Marketing	Rick Hoover
Week 11	11/3	Metal Sciences	Vinnie Heller
Week 12	11/10	AV Media Introduction	Matt Turner
Week 13	11/17	Public Service/Journalism Introduction	Wayne Grumet
Week 14	12/1	Multidisciplinary Introduction/Math/Sciences/ Arts & Humanities	C.P. Teacher
Week 15	12/8	4-year Planning Conferences/ Semester Projects & Presentations	C.P. Teacher
Week 16	12/15	4-year Planning Conferences/ Semester Projects & Presentations	C.P. Teacher

Funding Sources



Perkins Grant



Local & Bond



**Perkins 1, 2, 3
"Seat Time"**

Transparency

X = Complete

Activity	Responsible Contact	Aug.	Sept	Oct	Nov	Dec	Jan	Feb	March	April	May	June
Pens Construction	Stratton/Peckover/Phillips											
Asphalt Loop Sitework & Construction	Phillips		X									
24 Computer Drops for Temporary AV lab	Hansen		X									
24 Power Drops for Temporary AV lab	Phillips		X									
Order 10 additional MACs	Hansen											
Review recommended computer science lab needs	New Computer Science Teacher/Peckover/Lunoff			X								
Review Architect Broadcast/AV Plans	O'Connor/Lunoff/Peckover											
Submit Bid info for Broadcast/AV	Peckover											
Broadcast/AV Lab Construction	Phillips/Peckover											
Bid Specs on Computer Science Peninsula	Peckover/Hansen											
Construction of Computer Science Room	Peckover/Hansen											
Order Classroom Tables/Chairs	Guffey											
Install Robot in Classroom	Guffey											
Robot Professional Development	Brown/Tidwell											
Order CPR/AED Dummies & Beds	Hoover											
Order Business Curriculum Resources												

2014-2015 CTE Bond Budget					
Coherent Pathway	Budget Category	Budget Code	Fixtures & Improvements Estimate	Fixtures & Improvements Actuals	Areas of Need
Animal Science	Budget Estimate:	622-11-01			
	Supplies - Tech Items	622-11-6398-01-001-022-000			
	Supplies - Consumables < \$5k	622-11-6399-01-001-022-000	\$353,852	\$353,852	Outdoor Covered Show pen, Classroom, Bathrooms, Facelit, New Pens, Additional Storage, Truck & Trailer
	Buildings & Building Improvements	622-11-6629-01-001-022-000			
	Subtotal:	622-11-6639-01-001-022-000	\$353,852	\$353,852	
Audio Visual Technology	Budget Estimate:	622-11-02			
	Supplies - Tech Items	622-11-6398-02-001-022-000	\$10,000	\$328.50	
	Supplies - Consumables < \$5k	622-11-6399-02-001-022-000	\$315,200	\$11,668.00	Legal notices
	Buildings & Building Improvements	622-11-6629-02-001-022-000	\$50,000	\$11,997	Trailer & 1/3 Truck
	Subtotal:	622-11-6639-02-001-022-000	\$375,200	\$14,676.58	See Construction Tech below
Business and Accounting	Budget Estimate:	622-11-03			
	Supplies - Tech Items	622-11-6398-03-001-022-000	\$50,000	\$450,000	Remove 1/2 wall between 2 classrooms, Glass Divider, Broadcast Booth, AV Production Boards
	Supplies - Consumables < \$5k	622-11-6399-03-001-022-000	\$50,000	\$100,000	
	Buildings & Building Improvements	622-11-6629-03-001-022-000	\$250,000	\$450,000	
	Subtotal:	622-11-6639-03-001-022-000	\$450,000	\$14,677	
Computer Technology	Budget Estimate:	622-11-04			
	Supplies - Tech Items	622-11-6398-04-001-022-000	\$54,500	\$54,500	Update Current Computers and Software to Business Standards
	Supplies - Consumables < \$5k	622-11-6399-04-001-022-000	\$24,000	\$12,502	
	Buildings & Building Improvements	622-11-6629-04-001-022-000	\$30,500	\$27,142	Curriculum
	Subtotal:	622-11-6639-04-001-022-000	\$77,142	\$27,142	Update Current Computers and Software to Engineering Standards
			\$17,500	275	
			\$7,642		
			\$3,000		
			\$27,142	\$275	Curriculum

52

Project Updates



53



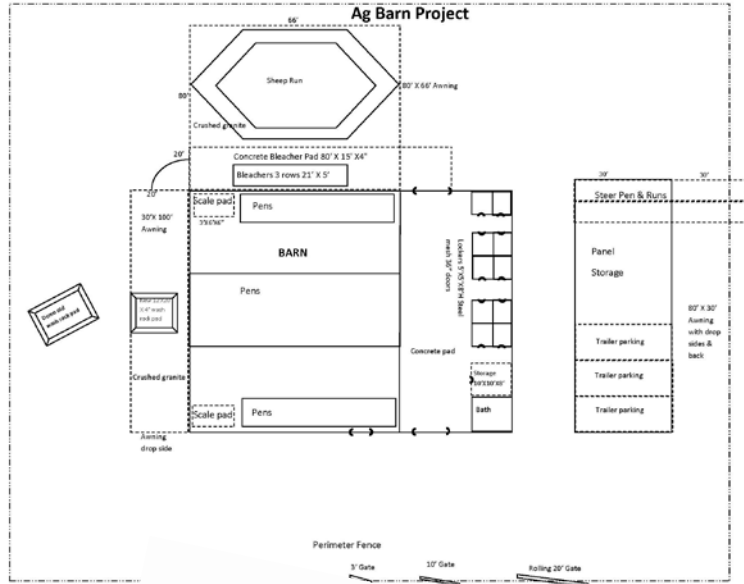
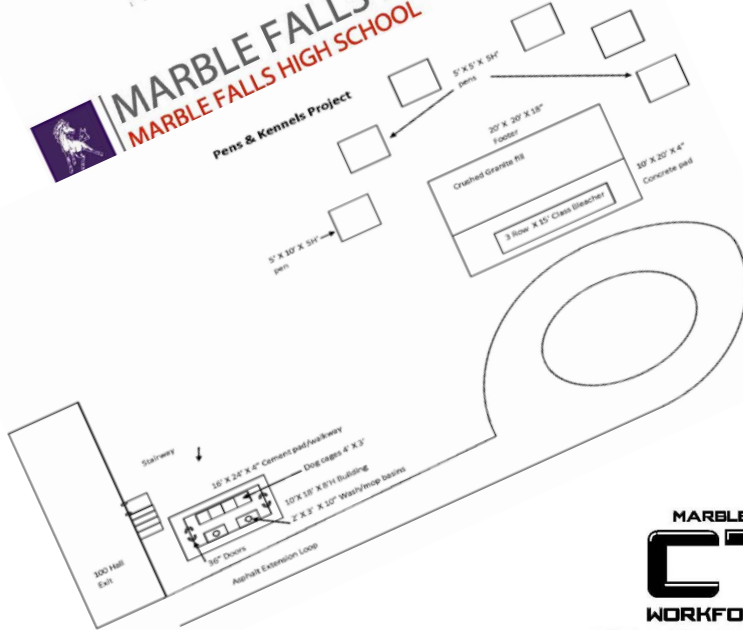
Project Updates

54

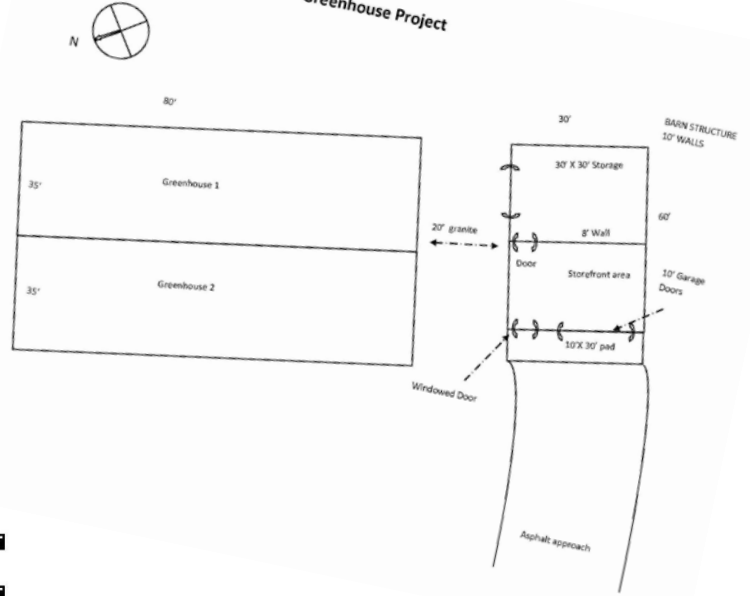


MARBLE FALLS ISD MARBLE FALLS HIGH SCHOOL

Pens & Kennels Project



Greenhouse Project



TECHNOLOGY UPDATE

September 15, 2014

CABLING

- Completed at every campus
- Upgraded to single mode fiber
- Three drops in every classroom

SWITCHES

- Completed at SWES, Colt, HLES, and MFES
- Weekend project to complete middle school and high school

WIRELESS

- Completed in all instructional areas
- Scheduled to complete Central Office

CAMPUS UPGRADES

- Installed new computers in middle school Multimedia lab
- Installed new computers in one lab per elementary campus

TECHNOLOGY ADVISORY COMMITTEE

- First meeting on September 8th
- Comprised of 19 members
- Next meeting on November 10th

EXECUTIVE DIRECTOR OF TECHNOLOGY SEARCH

