



Learners Today...

Leaders Tomorrow...

*Mustangs
Forever!*

**Marble Falls ISD
Regular Meeting**

**Monday, November 12, 2012
6:00 PM**

**AGENDA OF REGULAR MEETING
MARBLE FALLS INDEPENDENT SCHOOL DISTRICT
BOARD OF TRUSTEES
MONDAY, NOVEMBER 12, 2012 – 6:00 PM
Marble Falls ISD Central Office Community Room, 1800 Colt Circle, Marble Falls, TX 78654**

Notice is hereby given that on November 12, 2012, the Board of Trustees of the Marble Falls Independent School District will hold a Regular meeting at 6:00 PM, at the Marble Falls ISD Central Office Community Room, 1800 Colt Circle, Marble Falls, TX 78654.

The subjects to be discussed or considered, or upon which any formal action may be taken are listed below. Items do not have to be taken in the order shown on this meeting notice. The Board will consider and may act on the “Consent Agenda” with one vote. Any Trustee may request the removal of an item from the “Consent Agenda” for individual consideration and action.

1. Call to Order
Presenter: Rick Edwards, President
2. Roll Call
3. Invocation
Presenter: Rick Edwards
4. Pledge to the Flags
Presenter: Kevin Naumann
5. Spotlight on Excellence
 - A. Marble Falls High School
Presenter: Manny Lunoff
 - B. Marble Falls Elementary
Presenter: Bruce Peckover
 - C. Spicewood Elementary
Presenter: Leslie Baty
6. City of Marble Falls Update
Presenter: Ralph Hendricks
7. Public Hearing on Financial Integrity Rating System of Texas 4
Presenter: Lisa LeMon
8. Citizen Comments
9. Consent Agenda
 - A. Approval of Minutes 18
 - B. Approval of Financial Report 22
 - C. Approval of Budget Amendments 36
 - D. School Health Advisory Committee 39
 - E. Instructional Materials Selection Committee 41
10. Action Items
 - A. Discussion and Possible Approval of Resolution Providing for the Sale of Property 43
Acquired by the Burnet Central Appraisal District at Delinquent Tax Sale
Presenter: Wade Stanford
11. Superintendent's Reports
 - A. Curriculum Update - Report on 9 Week Assessments 48
Presenter: Janice Mauldin
 - B. Maintenance Department Update 89

Presenter: Michael Phillips

C. Report on NCLB Teacher Highly Qualified Status

101

Presenter: Wade Stanford

12. Executive Session

13. Discussion and Possible Approval of Action Arising from Executive Session

14. Adjourn

If during the course of the meeting, discussion of any item on the agenda should be held in a closed meeting, the board will conduct a closed meeting in accordance with the Texas Open Meetings Act, Texas Govt. Code, Chapter 551, Subchapters D and E. Before any closed meeting is convened, the presiding officer will publicly identify the section or sections of the Act authorizing the closed meeting. All final votes, actions, or decisions will be taken in open meeting.

FOR THE BOARD OF TRUSTEES
MARBLE FALLS INDEPENDENT SCHOOL

Rob O'Connor, Superintendent of Schools

User: Lisa LeMon
 User Role: District

YEAR **2010-2011** · **Select An Option** · **Help** **Home** **Log Out**



Financial Integrity Rating System of Texas

2010-2011 DISTRICT STATUS DETAIL

Name: MARBLE FALLS ISD(027904)	Publication Level 1: 6/28/2012 12:33:14 PM
Status: Passed	Publication Level 2: 9/20/2012 3:18:39 PM
Rating: Superior Achievement	Last Updated: 9/20/2012 3:18:39 PM
District Score: 70	Passing Score: 52

#	Indicator Description	Updated	Score
1	<u>Was The Total Fund Balance Less Nonspendable and Restricted Fund Balance Greater Than Zero In The General Fund?</u>	6/15/2012 2:50:25 PM	Yes
2	<u>Was the Total Unrestricted Net Asset Balance (Net of Accretion of Interest on Capital Appreciation Bonds) In the Governmental Activities Column in the Statement of Net Assets Greater than Zero? (If the District's 5 Year % Change in Students was 10% more)</u>	6/15/2012 2:50:25 PM	Yes
3	<u>Were There No Disclosures In The Annual Financial Report And/Or Other Sources Of Information Concerning Default On Bonded Indebtedness Obligations?</u>	6/15/2012 2:50:25 PM	Yes
4	<u>Was The Annual Financial Report Filed Within One Month After November 27th or January 28th Deadline Depending Upon The District's Fiscal Year End Date (June 30th or August 31st)?</u>	6/15/2012 2:50:26 PM	Yes
5	<u>Was There An Unqualified Opinion in Annual Financial Report?</u>	6/15/2012 2:50:26 PM	Yes

6	<u>Did The Annual Financial Report Not Disclose Any Instance(s) Of Material Weaknesses In Internal Controls?</u>	6/15/2012 2:50:26 PM	Yes
			1 Multiplier Sum
7	<u>Was The Three-Year Average Percent Of Total Tax Collections (Including Delinquent) Greater Than 98%?</u>	6/15/2012 2:50:27 PM	5
8	<u>Did The Comparison Of PEIMS Data To Like Information In Annual Financial Report Result In An Aggregate Variance Of Less Than 3 Percent Of Expenditures Per Fund Type (Data Quality Measure)?</u>	6/15/2012 2:50:27 PM	5
9	<u>Were Debt Related Expenditures (Net Of IFA And/Or EDA Allotment) < \$350.00 Per Student? (If The District's Five-Year Percent Change In Students = Or > 7%, Or If Property Taxes Collected Per Penny Of Tax Effort > \$200,000 Per Student)</u>	6/15/2012 2:50:28 PM	5
10	<u>Was There No Disclosure In The Annual Audit Report Of Material Noncompliance?</u>	6/15/2012 2:50:28 PM	5
11	<u>Did The District Have Full Accreditation Status In Relation To Financial Management Practices? (e.g. No Conservator Or Monitor Assigned)</u>	6/15/2012 2:50:28 PM	5
12	<u>Was The Aggregate Of Budgeted Expenditures And Other Uses Less Than The Aggregate Of Total Revenues, Other Resources and Fund Balance In General Fund?</u>	6/15/2012 2:50:29 PM	5
13	<u>If The District's Aggregate Fund Balance In The General Fund And Capital Projects Fund Was Less Than Zero, Were Construction Projects Adequately Financed? (To Avoid Creating Or Adding To The Fund Balance Deficit Situation)</u>	6/15/2012 2:50:29 PM	5
14	<u>Was The Ratio Of Cash And Investments To Deferred Revenues (Excluding Amount Equal To Net Delinquent Taxes Receivable) In The General Fund Greater Than Or Equal To 1:1? (If Deferred Revenues Are Less Than</u>	6/15/2012 2:50:29 PM	5

	<u>Net Delinquent Taxes Receivable)</u>		
15	<u>Was The Administrative Cost Ratio Less Than The Threshold Ratio?</u>	6/15/2012 2:50:30 PM	5
16	<u>Was The Ratio Of Students To Teachers Within the Ranges Shown Below According To District Size?</u>	6/15/2012 2:50:30 PM	5
17	<u>Was The Ratio Of Students To Total Staff Within the Ranges Shown Below According To District Size?</u>	6/15/2012 2:50:31 PM	5
18	<u>Was The Decrease In Undesignated Unreserved Fund Balance < 20% Over Two Fiscal Years?(If Total Revenues > Operating Expenditures In The General Fund,Then District Receives 5 Points)</u>	6/15/2012 2:50:31 PM	5
19	<u>Was The Aggregate Total Of Cash And Investments In The General Fund More Than \$0?</u>	6/15/2012 2:50:32 PM	5
20	<u>Were Investment Earnings In All Funds (Excluding Debt Service Fund and Capital Projects Fund) Meet or Exceed the 3-Month Treasury Bill Rate?</u>	6/15/2012 2:50:32 PM	5
			70 Weighted Sum
			1 Multiplier Sum
			70 Score

DETERMINATION OF RATING

A.	Did The District Answer 'No' To Indicators 1, 2, 3 Or 4? OR Did The District Answer 'No' To Both 5 and 6? If So, The District's Rating Is Substandard Achievement .
B.	Determine Rating By Applicable Range For summation of the indicator scores (Indicators 7-20)
	Superior Achievement 64-70

Above Standard Achievement	58-63
Standard Achievement	52-57
Substandard Achievement	<52

INDICATOR 17 & 18 RATIOS

Indicator 17	Ranges for Ratios		Indicator 18	Ranges for Ratios	
	Low	High		Low	High
District Size - Number of Students Between			District Size - Number of Students Between		
< 500	7	22	< 500	5	14
500-999	10	22	500-999	5.8	14
1000-4999	11.5	22	1000-4999	6.3	14
5000-9999	13	22	5000-9999	6.8	14
= > 10000	13.5	22	= > 10000	7.0	14

OPTIONS

Suspension Reason.

Audit Home Page: [School Financial Audits](#) | Send comments or suggestions to schoolaudits@tea.state.tx.us

THE **TEXAS EDUCATION AGENCY**
 1701 NORTH CONGRESS AVENUE · AUSTIN, TEXAS, 78701 · (512) 463-9734

**Financial Integrity Rating System of
Texas
2010-2011
Marble Falls ISD**

∞

2012 Schools FIRST Report to Community
November 12, 2012

Background

- Developed by Texas Education Agency in response to Senate Bill 218 of the 77th Legislature
- Goal is to achieve quality performance in the management of districts' financial resources
- Districts are rated according to defined indicators

Scoring System

- Superior Achievement 64-70
- Above Standard Achievement 58-63
- Standard Achievement 52-57
- Substandard Achievement < 52
 - Or “No” to one of the default indicators

We scored a perfect 70 out of 70 points!!

Ratings Worksheet

- 20 Indicators addressing such areas as:
 - Audit and Governance Disclosures
 - Cash and Investments
 - Academic Ratings
 - Fund Balances
 - Instructional Effort
 - Administrative Costs
 - Staffing Levels

Indicator #1

- Was the total fund balance less nonspendable and restricted fund balance greater than zero in the general fund?
 - Fund Balance at 8-31-11 was \$7,755,334

Indicator #5

- Was there an unqualified opinion in Annual Financial Report?

Indicator #15

- Was the administrative cost ratio less than the threshold ratio?
 - Acceptable Administrative Cost Ratio: .1401
 - MFISD Administrative Cost Ratio: .0805

Indicator #16

- Was the ratio of students to teachers within the ranges shown below according to district size?
 - Acceptable ratio

District enrollment	1000-4999	11.5 – 22
MFISD ratio		13.4763
Number of Students		4058
Current teachers FTE		301.1222

Indicator #17

- Was the ratio of students to total staff within the ranges shown below according to district size?

- Acceptable ratio

District enrollment 1000-4999	6.3 - 14
MFISD ratio	6.5346
Number of students	4058
Current Staff FTE	621.006

Conclusion

- Marble Falls ISD scored 70 out of 70 points.
- Superior Achievement Rating for the last 10 years or since this accountability system began in 2001

Rick Edwards, President, called the regular meeting to order at 6:01 p.m. at the Marble Falls ISD Administration Building. A quorum was present; notice of this meeting was posted in accordance with the Texas Open Meetings Act, Texas Government Code Chapter 551.

Board Members Present: Tommy Chaney, Rick Edwards, Craig Mabray, Kevin Naumann, and Mike Savage.

Board Members Absent: Kelly Fox and Karl Westerman were absent.

Administrators Present: Dr. Rob O'Connor, Superintendent, Allen Roberts, Wade Stanford, Janice Mauldin, John Schumacher, Eric Penrod, Susan Maughan, Bruce Peckover, Leslie Baty, Michael Pittard, Peggy Little, Lee Courville, Kevin Wier, George Hamilton, Keith Powell, and Manuel Lunoff.

Members of the Press: Daniel Clifton, *The River Cities Tribune*
Adam Troxtell, *The Highlander*

Spotlight on Excellence

The Board recognized the following individuals:

PBIS (Positive Behavior Intervention Support) Students of the Month:

Terrill Baskin and Alex Roman – 9th Grade

Tia Honig and Robert Maynard – 10th Grade

Angelia Eller and Steven Petrosky – 11th Grade

Carla de la Hoya and Travis Sparks – 12th Grade

Marble Falls High School Teacher of the Month – Chuck Woods

Marble Falls High School Paraprofessional of the Month – Dawn Vincent

Campus Principals in recognition of Principal Appreciation Month.

Citizen Comments

Patti Flunker, patron, expressed her concern regarding the elementary reading scores. She stated that she hoped the district was emphasizing the importance of reading at the Kindergarten, first and second grade levels as it is emphasized at the third through fifth grade levels that are required to take the STAAR tests.

Consent Agenda

Upon a motion by Kevin Naumann, second by Tommy Chaney, the Board approved the following from the consent agenda:

- Minutes from previous meetings
Special – September 5, 2012
Regular – September 17, 2012

- Financial Report as of August 2012
- Budget Amendments as recommended by David Hemond, Accounting Supervisor

For: 5

Against: 0

Absent: 2

Action Item

Resolution Concerning High Stakes Standardized Testing

No action was taken on this item.

District and Campus Improvement Plans

Upon a motion by Tommy Chaney, second by Kevin Naumann, the Board approved an extension of the 2011-12 plans allowing for the new schedule of adoption during the spring 2013. The schedule was changed so that the plans can be used more effectively during the budget process for the upcoming school year.

For: 5

Against: 0

Absent: 2

Superintendent's Report

Special Education Report

Dr. Susan Maughan, Executive Director of Special Services, presented a report to the Board detailing the following areas:

- Three teams that work to make the department more effective – Assistive Technology Team, Autism Team and the Play Based Assessment Team
- Related Services that are offered through the Special Services Dept.
- Strengths of the program
- Goals and areas targeted for the 2012-2013 school year – one major focus is to increase inclusion
- Discipline numbers for the first 6 week of school – significantly less than same time period last year
- Elementary and Secondary Life Skills Programs
- Community and School partnerships that provide needed resources for various projects, and
- Special Olympics - update on activities

Technology Report

Kevin Wier, Director of Technology, reviewed the number of district assets to date, the status of the 6-year refresh cycle, pros and cons of buying vs. leasing, number of work orders completed to date and future plans to update the Technology Plan and upgrade the phone system.

Executive Session

At 6:53 p.m. the Board adjourned into executive session to consult with school district attorney regarding pending litigation (TX Gov't Code Section §551.071. The Board reconvened into open session at 8:11 p.m. No action was taken in open session.

The Board was informed of the following resignations:

Marble Falls Elementary

Andrea Bielefeld – Librarian retiring effective 12/31/12

Marble Falls High School

David McDonald – Science/Tennis Coach retiring effective 12/21/12

Anne Hudson – Life Instructional aide effective 9/28/12

Paige Taylor – Special Education Instructional aide effective 10/23/12

Colt Elementary

Frances Najera – Attendance Clerk effective 10/12/12

Adjournment:

Hearing no objection the Board adjourned at 8:11 p.m.

Approved:

Rick Edwards, President

Craig Mabray, Secretary

Marble Falls Independent School District
Board Meeting Minutes
October 30, 2012

Rick Edwards, President, called this special meeting to order at 6:00 p.m. at the Marble Falls ISD Administration Building. A quorum was present; notice of this meeting was posted in accordance with the Texas Open Meetings Act, Texas Government Code Chapter 551.

Board Members Present: Tommy Chaney, Kelly Fox, Rick Edwards and Mike Savage

Board Members Absent: Craig Mabray, Kevin Naumann and Karl Westerman

Administrators Present: Rob O'Connor, Superintendent

Members of the Press: None

Adjustment to School Calendar

Upon a motion by Kelly Fox, second by Mike Savage, the Board approved an adjustment to the 2012-2013 school calendar to allow for an additional early release on November 6, 2012.

For: 4

Against: 0

Absent: 3

Adjournment:

Hearing no objection the Board adjourned at 6:07 p.m.

Approved:

Rick Edwards, President

Craig Mabray, Secretary

Marble Falls ISD
Statement of Revenues and Expenditures - General Fund
As of October 31, 2012

17% Of Fiscal Year		CURRENT YEAR				PRIOR YEAR			
REVENUES		BUDGET	YTD ACTIVITY	BALANCE	% OF BUDGET	BUDGET	YTD ACTIVITY	% OF FINAL BUDGET	
5710	LOCAL TAX REVENUES	\$ 30,984,171	\$ 163,277	\$ 30,820,894	0.53%	\$ 29,990,749	\$ 365,258	1.22%	
57XX	OTHER LOCAL REVENUES	\$ 375,500	\$ 84,341	\$ 291,159	22.46%	\$ 412,100	\$ 69,356	16.83%	
58XX	STATE PROG. REVENUES	\$ 5,006,153	\$ 3,166,626	\$ 1,839,527	63.25%	\$ 7,640,504	\$ 3,620,694	47.39%	
5900	FEDERAL REVENUE	\$ 410,000	\$ -	\$ 410,000	0.00%	\$ 210,000	\$ 33,809	16.10%	
TOTAL REVENUE		\$ 36,775,824	\$ 3,414,244	\$ 33,361,580	9.28%	\$ 38,253,353	\$ 4,089,118	10.69%	
EXPENDITURES									
11	INSTRUCTION	\$ 17,438,377	\$ 2,841,942	\$ 14,596,435	16.30%	\$ 18,262,525	\$ 3,016,866	16.52%	
12	LIBRARY	\$ 486,009	\$ 72,098	\$ 413,912	14.83%	\$ 481,185	\$ 93,195	19.37%	
13	STAFF DEVELOPMENT	\$ 252,866	\$ 37,654	\$ 215,211	14.89%	\$ 157,828	\$ 26,355	16.70%	
21	INST ADMINISTRATION	\$ 662,417	\$ 109,782	\$ 552,635	16.57%	\$ 594,595	\$ 107,048	18.00%	
23	SCHOOL ADMINISTRATION	\$ 2,053,046	\$ 334,862	\$ 1,718,184	16.31%	\$ 2,177,416	\$ 374,749	17.21%	
31	GUID AND COUNSELING	\$ 1,056,873	\$ 186,796	\$ 870,077	17.67%	\$ 1,104,464	\$ 191,968	17.38%	
33	HEALTH SERVICES	\$ 361,535	\$ 59,098	\$ 302,436	16.35%	\$ 391,701	\$ 63,362	16.18%	
34	PUPIL TRANSP - REGULAR	\$ 1,755,292	\$ 290,885	\$ 1,464,407	16.57%	\$ 1,222,029	\$ 381,203	31.19%	
36	CO-CURRICULAR ACT	\$ 1,382,064	\$ 236,952	\$ 1,145,112	17.14%	\$ 1,332,452	\$ 290,871	21.83%	
41	GEN ADMINISTRATION	\$ 1,281,989	\$ 203,383	\$ 1,078,607	15.86%	\$ 1,129,880	\$ 248,295	21.98%	
51	PLANT MAINT & OPERATION	\$ 3,902,564	\$ 725,331	\$ 3,177,233	18.59%	\$ 4,199,618	\$ 887,806	21.14%	
52	SECURITY & MONITORING	\$ 77,119	\$ 3,789	\$ 73,330	4.91%	\$ 83,082	\$ 5,532	6.66%	
53	DATA PROCESSING	\$ 957,957	\$ 135,167	\$ 822,791	14.11%	\$ 857,053	\$ 248,677	29.02%	
61	COMMUNITY SERVICES	\$ 52,790	\$ 17,854	\$ 34,936	33.82%	\$ 53,341	\$ 5,992	11.23%	
81	FACILITIES ACQ & CONST	\$ -	\$ -	\$ -	0.00%	\$ -	\$ -	0.00%	
91	STUDENT ATTENDANCE CR	\$ 4,418,176	\$ -	\$ 4,418,176	0.00%	\$ 5,567,564	\$ -	0.00%	
99	PURCHASES & CONT SRVS	\$ 686,614	\$ 156,812	\$ 529,802	22.84%	\$ 667,570	\$ 166,007	24.87%	
TOTAL EXPENDITURES		\$ 36,825,688	\$ 5,412,405	\$ 31,413,283	14.70%	\$ 38,282,303	\$ 6,107,925	15.95%	
7000	Other Sources		\$ -			Other Sources	\$ -		
8000	Other Uses		\$ -			Other Uses	\$ -		
1200	EXCESS (DEFICIENCY) OF REVENUES OVER EXPENDITURES		\$ (1,998,161)		EXCESS (DEFICIENCY) OF REVENUES OVER EXPENDITURES - FY 2011-12		\$ (2,018,808)		
3000	BEG FUND BAL 09/01/12	\$ 7,879,450	Unaudited						
3000	END FUND BAL 10/31/12	\$ 5,881,289	Unaudited						

Marble Falls ISD
Statement of Revenues and Expenditures - Food Service
As of October 31, 2012

17% Of Fiscal Year		CURRENT YEAR				PRIOR YEAR			
REVENUES		BUDGET	YTD ACTIVITY	BALANCE	% OF BUDGET	BUDGET	YTD ACTIVITY	% OF FINAL BUDGET	
57XX	Local & Intermed Revenues	\$ 606,453	\$ 137,336	\$ 469,117	22.65%	\$ 902,562	\$ 149,046	16.51%	
58XX	State Program Revenues	\$ 12,110	\$ -	\$ 12,110	0.00%	\$ 12,110	\$ -	0.00%	
59xx	Federal Program Revenues	\$ 1,452,229	\$ 212,114	\$ 1,240,115	14.61%	\$ 1,457,334	\$ 223,236	15.32%	
TOTAL REVENUE		\$ 2,070,792	\$ 349,450	\$ 1,721,342	16.88%	\$ 2,372,006	\$ 372,282	15.69%	
EXPENDITURES									
61	PAYROLL COST	\$ 742,647	\$ 126,366	\$ 616,281	17.02%	\$ 1,261,933	\$ 123,835	9.81%	
62	PURCHASE & CONTRACTED	\$ 19,644	\$ 7,385	\$ 12,259	37.59%	\$ 15,221	\$ 8,982	59.01%	
63	SUPPLIES AND MATERIALS	\$ 980,348	\$ 208,008	\$ 772,339	21.22%	\$ 1,052,302	\$ 896,432	85.19%	
64	OTHER OPERATING EXP	\$ 9,850	\$ 1,087	\$ 8,763	11.03%	\$ 10,225	\$ 1,574	15.39%	
66	CPTL OUTLAY	\$ 25,000	\$ -	\$ 25,000	0.00%	\$ 32,325	\$ -	0.00%	
TOTAL EXPENDITURES		\$ 1,777,489	\$ 342,845	\$ 1,434,644	19.29%	\$ 2,372,006	\$ 1,030,823	43.46%	
7000	Other Sources		\$ -			\$ -	\$ -		
8000	Other Uses		\$ -			\$ -	\$ -		
1200	EXCESS (DEFICIENCY) OF REVENUES OVER EXPENDITURES		\$ 6,605		EXCESS (DEFICIENCY) OF REVENUES OVER EXPENDITURES - FY 2011-12		\$ (658,541)		
3000	BEG FUND BAL 09/01/12	\$ 497,135	Unaudited						
3000	END FUND BAL 10/31/12	\$ 503,740	Unaudited						

Marble Falls Independent School District

Financial Report

November 12, 2012

Check Payment Fund Summary

Expenditure to Budget Report

Check Payment Fund Summary

For Bills Paid

October 1 – October 31, 2012

FUND SUMMARY

<u>FUND</u>	<u>DESCRIPTION</u>	<u>BALANCE SHEET</u>	<u>REVENUE</u>	<u>EXPENSE</u>	<u>TOTAL</u>
199	GENERAL FUND	73,053.74	109.00	465,124.94	538,287.68
211	TITLE I PART A, BASIC PROGRAMS	3,670.94	0.00	0.00	3,670.94
224	IDEA PART B FORMULA	2,303.37	0.00	17,405.48	19,708.85
225	IDEA PART B PRESCHOOL	98.88	0.00	0.00	98.88
240	FOOD SERVICE	3,251.02	0.00	98,549.58	101,800.60
244	VOC. ED.-BASIC GRANT	0.00	0.00	1,980.00	1,980.00
255	TITLE II PART A TCHR & PRINCPL	338.37	0.00	212.10	550.47
263	TITLE III - BILINGUAL	186.87	0.00	1,991.85	2,178.72
270	TITLE VI, PART B	355.62	0.00	0.00	355.62
276	Texas Title I Priority Schools	3,183.19	0.00	20,174.91	23,358.10
863	PAYROLL CLEARING	722,944.96	0.00	0.00	722,944.96
***	Fund Summary Totals ***	809,386.96	109.00	605,438.86	1,414,934.82

***** End of report *****

Expenditure to Budget Report

November 12, 2012

General Operating Fund

&

Food Service Fund

Obj	Obj	2012-13 ESTIMATED REVENUE	October 2012-13 MTHLY ACTIVITY	2012-13 Activity	REVENUE BALANCE	PERCENT REALIZED	2012-13 YTD %
199	GENERAL FUND						
5700	REVENUE-LOCAL & INTERMED						
571-	LOCAL REAL-PROPERTY TAXES	30,984,171.00	113,904.44	163,277.37	30,820,893.63	4.06	0.53
573-	TUITION & FEES FROM PATRONS	50,000.00	4,875.00	15,420.00	34,580.00	33.81	30.84
574-	TRANS FROM WITHIN STATE	190,000.00	12,974.37	21,906.08	168,093.92	11.62	11.53
575-	ENTERPRISING ACTIVITIES	135,500.00	28,794.25	47,014.81	88,485.19	37.81	34.70
57--	REVENUE-LOCAL & INTERMED	31,359,671.00	160,548.06	247,618.26	31,112,052.74	4.30	0.79
5800	STATE PROGRAM REVENUES						
581-	PER CAPITA-FOUNDATION REV	3,763,236.00	1,593,145.00	2,956,875.00	806,361.00	78.57	78.57
582-	STATE REVENUE DISTRBD BY TEA	5,000.00	0.00	0.00	5,000.00	0.00	0.00
583-	TRS ON BEHALF BENEFIT	1,237,917.00	104,734.32	209,750.75	1,028,166.25	16.94	16.94
58--	STATE PROGRAM REVENUES	5,006,153.00	1,697,879.32	3,166,625.75	1,839,527.25	63.25	63.25
5900	FEDERAL PROGRAM REVENUES						
591-	FEDERALLY DIST REVENUES	40,000.00	0.00	0.00	40,000.00	0.00	0.00
592-		20,000.00	0.00	0.00	20,000.00	0.00	0.00
593-	VOC ED NON FOUNDATION	350,000.00	0.00	0.00	350,000.00	0.00	0.00
59--	FEDERAL PROGRAM REVENUES	410,000.00	0.00	0.00	410,000.00	0.00	0.00
----	GENERAL FUND	36,775,824.00	1,858,427.38	3,414,244.01	33,361,579.99	12.28	9.28

Obj	Obj	2012-13 ESTIMATED REVENUE	October 2012-13 MTHLY ACTIVITY	2012-13 Activity	REVENUE BALANCE	PERCENT REALIZED	2012-13 YTD %
240	FOOD SERVICE						
5700	REVENUE-LOCAL & INTERMED						
574-	TRANS FROM WITHIN STATE	1,969.00	252.15	465.61	1,503.39	23.65	23.65
575-	ENTERPRISING ACTIVITIES	604,483.84	77,792.62	136,870.55	467,613.29	23.89	22.64
57--	REVENUE-LOCAL & INTERMED	606,452.84	78,044.77	137,336.16	469,116.68	23.89	22.65
5800	STATE PROGRAM REVENUES						
582-	STATE REVENUE DISTRBTD BY TEA	12,110.00	0.00	0.00	12,110.00	0.00	0.00
58--	STATE PROGRAM REVENUES	12,110.00	0.00	0.00	12,110.00	0.00	0.00
5900	FEDERAL PROGRAM REVENUES						
592-		1,452,229.12	165,086.52	212,113.63	1,240,115.49	14.61	14.61
59--	FEDERAL PROGRAM REVENUES	1,452,229.12	165,086.52	212,113.63	1,240,115.49	14.61	14.61
----	FOOD SERVICE	2,070,791.96	243,131.29	349,449.79	1,721,342.17	17.24	16.88

28

Number of Accounts: 47

***** End of report *****

	Obj	Obj	2012-13 ESTIMATED REVENUE	October 2012-13 MTHLY ACTIVITY	2012-13 Activity	REVENUE BALANCE	2012-13 YTD %
199		GENERAL FUND					
	5---	REVENUE	36,775,824.00	1,858,427.38	3,414,244.01	33,361,579.99	9.28
	----	GENERAL FUND	36,775,824.00	1,858,427.38	3,414,244.01	33,361,579.99	9.28
240		FOOD SERVICE					
	5---	REVENUE	2,070,791.96	243,131.29	349,449.79	1,721,342.17	16.88
	----	FOOD SERVICE	2,070,791.96	243,131.29	349,449.79	1,721,342.17	16.88

Number of Accounts: 47

***** End of report *****

	Obj	Obj	2012-13 BUDGET	ENCUMBRANCE YTD	2012-13 EXPENDITURES	October 2012-13 ACTIVITY	2012-13 BALANCE	2012-13 YTD %
199		GENERAL FUND						
11		INSTRUCTION						
	61--	PAYROLL COSTS	16,563,961.81	0.00	2,700,202.91	1,365,360.94	13,863,758.90	16.30
	62--	PURCHASE & CONTRACTED SVS	315,706.49	109,092.57	99,539.02	44,236.02	107,074.90	31.53
	63--	SUPPLIES AND MATERIALS	525,789.20	27,903.28	38,257.00	31,661.13	459,628.92	7.28
	64--	OTHER OPERATING EXPENSES	32,919.50	240.00	3,943.43	1,353.65	28,736.07	11.98
	----	INSTRUCTION	17,438,377.00	137,235.85	2,841,942.36	1,442,611.74	14,459,198.79	16.30
12		INST. RESOURCES & MEDIA SVCS						
	61--	PAYROLL COSTS	387,702.49	0.00	61,311.49	30,655.74	326,391.00	15.81
	62--	PURCHASE & CONTRACTED SVS	17,768.00	29.70	844.02	0.00	16,894.28	4.75
	63--	SUPPLIES AND MATERIALS	73,959.00	11,924.79	8,792.04	8,392.59	53,242.17	11.89
	64--	OTHER OPERATING EXPENSES	6,580.00	600.00	1,150.00	775.00	4,830.00	17.48
	----	INST. RESOURCES & MEDIA S	486,009.49	12,554.49	72,097.55	39,823.33	401,357.45	14.83
13		CURRICULUM DEV & INST STFF DEV						
	61--	PAYROLL COSTS	181,239.86	0.00	30,161.31	15,088.35	151,078.55	16.64
	62--	PURCHASE & CONTRACTED SVS	32,190.00	0.00	3,900.00	3,900.00	28,290.00	12.12
	63--	SUPPLIES AND MATERIALS	5,315.00	369.00	0.00	0.00	4,946.00	0.00
	64--	OTHER OPERATING EXPENSES	34,121.00	3,291.87	3,593.10	3,231.15	27,236.03	10.53
	----	CURRICULUM DEV & INST STF	252,865.86	3,660.87	37,654.41	22,219.50	211,550.58	14.89
21		INSTRUCTIONAL LEADERSHIP						
	61--	PAYROLL COSTS	627,536.71	0.00	103,854.33	51,461.08	523,682.38	16.55
	62--	PURCHASE & CONTRACTED SVS	6,480.00	2,920.35	333.65	196.65	3,226.00	5.15
	63--	SUPPLIES AND MATERIALS	20,700.00	2,795.01	4,012.39	4,012.39	13,892.60	19.38
	64--	OTHER OPERATING EXPENSES	7,700.00	669.30	1,581.58	872.58	5,449.12	20.54
	----	INSTRUCTIONAL LEADERSHIP	662,416.71	6,384.66	109,781.95	56,542.70	546,250.10	16.57

30

	Obj	Obj	2012-13	ENCUMBRANCE	2012-13	October	2012-13		2012-13
			BUDGET	YTD	EXPENDITURES	ACTIVITY	BALANCE	YTD %	
199		GENERAL FUND							
23		SCHOOL LEADERSHIP							
	61--	PAYROLL COSTS	1,953,482.98	0.00	326,081.55	162,848.73	1,627,401.43	16.69	
	62--	PURCHASE & CONTRACTED SVS	23,794.00	16,105.00	2,306.00	1,376.00	5,383.00	9.69	
	63--	SUPPLIES AND MATERIALS	59,188.00	2,425.06	3,251.22	3,146.25	53,511.72	5.49	
	64--	OTHER OPERATING EXPENSES	16,581.50	2,355.39	3,223.33	869.61	11,002.78	19.44	
	----	SCHOOL LEADERSHIP	2,053,046.48	20,885.45	334,862.10	168,240.59	1,697,298.93	16.31	
31		GUIDANCE & COUNSELING							
	61--	PAYROLL COSTS	1,009,645.01	0.00	180,903.35	92,339.60	828,741.66	17.92	
	62--	PURCHASE & CONTRACTED SVS	14,300.00	2,598.50	415.00	415.00	11,286.50	2.90	
	63--	SUPPLIES AND MATERIALS	22,197.00	310.93	3,492.10	3,323.10	18,393.97	15.73	
	64--	OTHER OPERATING EXPENSES	10,731.00	1,727.20	1,985.63	1,904.18	7,018.17	18.50	
	----	GUIDANCE & COUNSELING	1,056,873.01	4,636.63	186,796.08	97,981.88	865,440.30	17.67	
33		HEALTH SERVICES							
	61--	PAYROLL COSTS	352,595.77	0.00	58,706.96	29,353.48	293,888.81	16.65	
	62--	PURCHASE & CONTRACTED SVS	348.00	0.00	0.00	0.00	348.00	0.00	
	63--	SUPPLIES AND MATERIALS	7,930.00	498.66	391.34	391.34	7,040.00	4.93	
	64--	OTHER OPERATING EXPENSES	661.00	0.00	0.00	0.00	661.00	0.00	
	----	HEALTH SERVICES	361,534.77	498.66	59,098.30	29,744.82	301,937.81	16.35	
34		PUPIL TRANSPORTATION							
	61--	PAYROLL COSTS	1,355,557.34	0.00	209,101.71	103,058.37	1,146,455.63	15.43	
	62--	PURCHASE & CONTRACTED SVS	21,350.00	7,718.15	8,459.97	774.38	5,171.88	39.63	
	63--	SUPPLIES AND MATERIALS	466,200.00	53,309.96	61,749.59	45,578.87	351,140.45	13.25	
	64--	OTHER OPERATING EXPENSES	-87,815.50	660.00	11,573.57	-19,000.80	-100,049.07	-13.18	
	----	PUPIL TRANSPORTATION	1,755,291.84	61,688.11	290,884.84	130,410.82	1,402,718.89	16.57	

Obj	Obj	2012-13 BUDGET	ENCUMBRANCE YTD	2012-13 EXPENDITURES	October 2012-13 ACTIVITY	2012-13 BALANCE	2012-13 YTD %
199	GENERAL FUND						
36	COCURR./EXTRACURR.ACTIVITIES						
61--	PAYROLL COSTS	748,851.96	0.00	132,213.95	67,540.52	616,638.01	17.66
62--	PURCHASE & CONTRACTED SVS	134,150.00	35,211.15	19,588.44	13,505.55	79,350.41	14.60
63--	SUPPLIES AND MATERIALS	200,507.50	17,416.49	26,615.48	20,362.88	156,475.53	13.27
64--	OTHER OPERATING EXPENSES	298,555.00	1,621.82	58,534.55	25,469.27	238,398.63	19.61
----	COCURR./EXTRACURR.ACTIVIT	1,382,064.46	54,249.46	236,952.42	126,878.22	1,090,862.58	17.14
41	GENERAL ADMINISTRATION						
61--	PAYROLL COSTS	1,041,504.34	0.00	160,760.19	79,264.50	880,744.15	15.44
62--	PURCHASE & CONTRACTED SVS	118,693.00	59,563.52	5,645.99	3,582.67	53,483.49	4.76
63--	SUPPLIES AND MATERIALS	33,946.00	718.39	4,025.96	3,515.52	29,201.65	11.86
64--	OTHER OPERATING EXPENSES	87,846.00	3,081.84	32,950.69	2,141.35	51,813.47	37.51
----	GENERAL ADMINISTRATION	1,281,989.34	63,363.75	203,382.83	88,504.04	1,015,242.76	15.86
51	PLANT MAINTENANCE & OPERATIONS						
61--	PAYROLL COSTS	1,866,149.56	0.00	322,132.05	160,249.67	1,544,017.51	17.26
62--	PURCHASE & CONTRACTED SVS	1,382,700.00	91,014.99	157,895.49	137,254.76	1,133,789.52	11.42
63--	SUPPLIES AND MATERIALS	407,939.00	66,714.75	69,729.92	43,038.25	271,494.33	17.09
64--	OTHER OPERATING EXPENSES	185,775.00	567.50	160,972.50	252.50	24,235.00	86.65
66--	CPTL OUTLY LAND BLDG & EQ	60,000.00	10,349.27	14,600.68	12,323.41	35,050.05	24.33
----	PLANT MAINTENANCE & OPERA	3,902,563.56	168,646.51	725,330.64	353,118.59	3,008,586.41	18.59
52	SECURITY & MONITORING SERVICES						
61--	PAYROLL COSTS	15,518.90	0.00	0.00	0.00	15,518.90	0.00
62--	PURCHASE & CONTRACTED SVS	56,900.00	0.00	0.00	0.00	56,900.00	0.00
63--	SUPPLIES AND MATERIALS	4,700.00	0.00	3,789.26	765.26	910.74	80.62
----	SECURITY & MONITORING SER	77,118.90	0.00	3,789.26	765.26	73,329.64	4.91

Obj	Obj	2012-13	ENCUMBRANCE	2012-13	October	2012-13	2012-13
		BUDGET	YTD	EXPENDITURES	ACTIVITY	BALANCE	YTD %
199	GENERAL FUND						
53	DATA PROCESSING SERVICES						
61--	PAYROLL COSTS	407,942.17	0.00	70,211.39	34,225.22	337,730.78	17.21
62--	PURCHASE & CONTRACTED SVS	246,000.00	70,489.82	47,282.73	45,287.18	128,227.45	19.22
63--	SUPPLIES AND MATERIALS	258,515.00	34,456.76	17,144.26	16,949.76	206,913.98	6.63
64--	OTHER OPERATING EXPENSES	10,500.00	453.88	528.24	98.14	9,517.88	5.03
66--	CPTL OUTLY LAND BLDG & EQ	35,000.00	17,050.00	0.00	0.00	17,950.00	0.00
----	DATA PROCESSING SERVICES	957,957.17	122,450.46	135,166.62	96,560.30	700,340.09	14.11
61	COMMUNITY SERVICES						
61--	PAYROLL COSTS	39,789.71	0.00	14,353.65	9,543.59	25,436.06	36.07
62--	PURCHASE & CONTRACTED SVS	13,000.00	0.00	3,500.00	3,500.00	9,500.00	26.92
----	COMMUNITY SERVICES	52,789.71	0.00	17,853.65	13,043.59	34,936.06	33.82
91	INTERGOVERNMENTAL CHARGES						
62--	PURCHASE & CONTRACTED SVS	4,418,176.00	0.00	0.00	0.00	4,418,176.00	0.00
----	INTERGOVERNMENTAL CHARGES	4,418,176.00	0.00	0.00	0.00	4,418,176.00	0.00
99	OTHR INTERGOVERNMENTAL CHARGES						
62--	PURCHASE & CONTRACTED SVS	686,614.00	0.00	156,812.44	0.00	529,801.56	22.84
----	OTHR INTERGOVERNMENTAL CH	686,614.00	0.00	156,812.44	0.00	529,801.56	22.84
----	GENERAL FUND	36,825,688.30	656,254.90	5,412,405.45	2,666,445.38	30,757,027.95	14.70

	Obj	Obj	2012-13 BUDGET	ENCUMBRANCE YTD	2012-13 EXPENDITURES	October 2012-13 ACTIVITY	2012-13 BALANCE	2012-13 YTD %
240		FOOD SERVICE						
35		FOOD SERVICES						
	61--	PAYROLL COSTS	742,646.93	0.00	126,365.54	65,209.61	616,281.39	17.02
	62--	PURCHASE & CONTRACTED SVS	19,644.00	9,786.45	7,384.57	672.25	2,472.98	37.59
	63--	SUPPLIES AND MATERIALS	980,347.69	629,187.00	208,008.24	114,158.34	143,152.45	21.22
	64--	OTHER OPERATING EXPENSES	9,850.00	0.00	1,086.72	1,086.72	8,763.28	11.03
	66--	CPTL OUTLY LAND BLDG & EQ	25,000.00	0.00	0.00	0.00	25,000.00	0.00
	----	FOOD SERVICES	1,777,488.62	638,973.45	342,845.07	181,126.92	795,670.10	19.29
	----	FOOD SERVICE	1,777,488.62	638,973.45	342,845.07	181,126.92	795,670.10	19.29

Number of Accounts: 1946

***** End of report *****

Obj	Obj	2012-13 BUDGET	ENCUMBRANCE YTD	2012-13 EXPENDITURES	October 2012-13 ACTIVITY	BALANCE	2012-13 YTD %
199	GENERAL FUND						
6---	EXPENDITURES	36,825,688.30	656,254.90	5,412,405.45	2,666,445.38	30,757,027.95	14.70
----	GENERAL FUND	36,825,688.30	656,254.90	5,412,405.45	2,666,445.38	30,757,027.95	14.70
240	FOOD SERVICE						
6---	EXPENDITURES	1,777,488.62	638,973.45	342,845.07	181,126.92	795,670.10	19.29
----	FOOD SERVICE	1,777,488.62	638,973.45	342,845.07	181,126.92	795,670.10	19.29

Number of Accounts: 1946

***** End of report *****



Marble Falls
Independent
School District

INTEROFFICE MEMORANDUM

Date: November 6, 2012

To: Board of Trustees and Dr. O'Connor

From: David Hemond, Accounting Supervisor

Subject: Consider Approval of Budget Amendments

Budget amendments included for approval (copies follow):

12-00013	Increase budget to cover travel expenses - \$150
12-00014	Increase budget to cover lesson planning meetings - \$595


**MARBLE FALLS ISD
BUDGET AMENDMENT**


OCT 23 2012

Batch #:		Reason for amendment:		Account Description		Debit		Credit	
Fiscal Year:		Account Number		EXPENDITURES		Increase		Decrease	
12-00013		2012-2013		TRANSFER FUNDS TO COVER TRAVEL EXPENSES					
1	199-11-6399-00-041-0-11-M-00								
2	199-13-6411-00-041-0-99-M-00					\$150.00			
3									
4									
5									
6									
7									
8									
9									
10									
11									
12									
13									
14									
15									
16									
17									
18									
19									
20									
REVENUE						Decrease		Increase	
21									
22									
23									
24									
Totals						150.00		150.00	

Board Approval Required Yes No

Prepared by: Susan Beck
Date: 10/22/12

Approved by: 
Date: 10-22-12

Reviewed by: 
Date: 10-23-12

Entered by: _____
Date: _____

MARBLE FALLS ISD
BUDGET AMENDMENT

NOV 06 2012

Batch #: 12-00014		Reason for amendment: Setup budget for lesson planning meetings	
Fiscal Year: 2012-13			
Account Number	Account Description	Debit	Credit
EXPENDITURES			
1 199-13-6499-00-999-099-X00	Miscellaneous operating expense	595.00	
2 199-11-6399-00-999-011-X00	General supplies		595.00
3			
4			
5			
6			
7			
8			
9			
10			
11			
12			
13			
14			
15			
16			
17			
18			
19			
20			
REVENUE			
21			
22			
23			
24			
Totals		595.00	595.00
Board Approval Required		Approved by: <i>David Hemond</i>	
<input checked="" type="checkbox"/> Yes <input type="checkbox"/> No		Reviewed by: <i>Lisa LeMon</i>	
Date: 11/05/12		Date: 11-5-12	
		Entered by:	
		Date: 11-06-12	

Appointment of School Health Advisory Council



A SHAC (School Health Advisory Committee) is a school board approved advisory group of individuals who represent different segments of the community. By law a majority of the members must be persons who are parents of students enrolled in the district and who are not employed by the district. The MFISD SHAC will be composed of parents, community members, school staff members and students working together to improve the health of all students and families through coordinated school health programs.

We have a School Health Advisory Council because we want to better meet the needs of all our students; healthy children learn better, healthy homes and healthy schools support healthy children and the law requires a SHAC.

Some of the subjects the SHAC can look into and make recommendations are nutritional services, physical education, health education, Counseling services, health services and better health promotion for our school staff.

Last year the SHAC came up with the recommended procedures for schools to take when it comes to food/nut allergies.

The SHAC can be composed of 10 to 28 members and will meet four times a year.





This year's proposed School Health Advisory Council

Melissa Hemond –	MFE nurse
Sarah Garrett -	Parent/Community
Kelly Harris -	Parent
Shannon O'Connor -	HLE nurse
Gary Boshears -	Parent
Amber Garcia -	Parent/Community
Sandra Pollock -	CE nurse
Mandy Grubbs -	Parent/Community
Jaime Ludwig	Parent
Sharon Dare -	MFHS nurse
Allyson Black -	SWE nurse
Jack Kelly -	Parent/Community
Sherry Mack -	Parent
Emily Kelly -	MFMS nurse
Jana Holley -	Parent/Community
Janice Eppler	Parent
Allen Roberts -	Central Office
Seth Zaragallons -	Parent/Community
Lane Moss -	Parent
Mary Davidson -	Food Service

*Because of the yearlong commitment I would like the ability to add 10 at-will spots should we need to include students or additional community leaders at meetings of specific topics.

Appointment of an Instructional Materials Selection Committee

(What was Textbook Selection Committee)

In accordance with Marble Falls ISD School Board Policy, EFAA (Local), the Superintendent shall make a recommendation to the Board for appointment of an instructional materials selection committee in which a majority of these members will be classroom teachers.

After examining all instructional materials reflected on the state lists, the instructional materials selection committee shall select items for use in the District that are in direct correlation to the District curriculum and recommend the selections to the Board for ratification.

Instructional Material is defined as content that conveys the essential knowledge and skills of a subject in the public school curriculum through a medium or a combination of media for conveying information to a student. The term includes books, supplementary material, a combination of a book, workbook, and supplementary materials, computer software, magnetic media, DVD, CD-ROM, computer courseware, online services, or an electronic medium, or other means of conveying information to the student or otherwise contributing to the learning process through electronic means, including open source instructional material. [Education Code 31.002(1)]

Open –source instructional material is electronic instructional material that is available for downloading from the internet at no charge to a student and without requiring the purchase of an unlock code, membership, or other access to use charge, except for a charge to order an optional printed copy of all or part of the instructional material. [Education Code 31.0021(1-a)]

Technology equipment is hardware, a device, or equipment necessary for instructional use in the classroom, including gaining success or enhancing the use of electronic instructional materials or professional use by a classroom teacher. [Education Code 31.002(4)]

Recommended IMA Selection Committee

Eric Penrod - Secondary Director

Lee Courville - Elementary Director

High School

Kelly Bolin; Shirlene Bridgewater; Kendra Powell; Diane Woods

Middle School

Paula Clymer; Marti Futrell; Lisa Persyn; Krissy Sralla

Colt Elementary

Margo Lane; Kathy Shumacher; Chrystal Whiteside

Marble Falls Elementary

Cristi Chisholm; Jane Greer; Erika O'Connor

Highland Lakes Elementary

Linda Angelosante; Kay Batch; Cynthia Dixon

Spicewood Elementary

LeeAnn Harkins; Michelle Jacoby

Summary of Resolution Providing for the Sale of Property Acquired by the Burnet Central Appraisal District at Delinquent Tax Sale

Horseshoe Bay

150 lots

2011 appraised value per lot is \$8,000

Total 2011 appraised value is \$1.2 million

Bid per lot is \$175 (previous bid was \$100 per lot)

Total Bid of \$26,250

MFISD collects \$2,654.17 (\$176,397.95) **-\$173,743.78**

BURNET CENTRAL APPRAISAL DISTRICT

P.O. Box 908/223 South Pierce
Burnet, Texas 78611
(512) 756-8291 Telephone
(512 756-7873 Fax

November 6, 2012

Rick Edwards
President, Board of Trustees
Marble Falls Independent School District
1800 Colt Circle
Marble Falls, TX 78654

Re: Various lots in Horseshoe Bay South, Burnet County, Texas

Dear President Edwards,

Enclosed is information on a bid we received for the above referenced property. Please schedule time at your next Board of Trustees meeting to discuss this bid.

If the bid is approved, please return the dated and signed Resolution to the Burnet Central Appraisal District, Attn: Joy. If the bid is not approved, please call us at 512-756-8291 ext. 39 to inform us of the Board's decision.

Thank you for your attention to this matter. Please call us with any questions you may have.

Sincerely,

Stan Hemphill
Chief Appraiser

Enc.

McCREARY, VESELKA, BRAGG & ALLEN, P.C.

ATTORNEYS AT LAW

223 South Pierce
Burnet, Texas 78611
(512) 756-8291

November 6, 2012

Mr. Stan Hemphill, Chief Appraiser
Burnet Central Appraisal District
P.O. Box 908
Burnet, TX 78611

RE: Distribution of Funds

Dear Mr. Hemphill:

A bid of \$26,250.00 has been made by Desert Mountain Land Holdings, LLC to purchase the property, the subject of the various suits filed on behalf of the Burnet Central Appraisal District and Lake LBJ Municipal Utility District listed on the attached spreadsheet. The money should be disbursed as follows:

FEES:	AMOUNT:	TO WHOM:
Deed Recording Fee	\$ 32.00	Burnet Co. Clerk
Court Costs	\$12,424.00	District Clerk
Court Costs (Cit. by Pub. Fee)	\$ 246.20	MVBA
Attorney Ad Litem Fee	\$ 1,625.00	See Spread Sheet
Abstract Fee	\$ 1,435.00	LGB&S
Abstract Fee	\$ 4,200.00	MVBA
Notice of Sale Fee	\$ 430.60	LGB&S
Due the Burnet Central Appraisal District		BCAD
City of Horseshoe Bay	\$ 285.14	
City of HSB – MLB/D/S	\$ 2,179.09	
ESD 1	\$ 38.45	
Burnet County	\$ 632.63	
Burnet County Special	\$ 56.57	
Marble Falls ISD	\$ 2,654.17	
Water Conservation District	\$ 11.15	
TOTAL MONIES DISBURSED	\$26,250.00	

Please contact me if you have any questions or need further information.

Sincerely,

Darby Howell
Legal Assistant

DH/jeb

**RESOLUTION PROVIDING FOR THE SALE
OF PROPERTY ACQUIRED BY THE BURNET CENTRAL APPRAISAL DISTRICT
AT DELINQUENT TAX SALE**

WHEREAS, Lots K1061, K1160, K2014, K2026, K2029, K2031, K2050, K2053, K2066, K2077, K2078, K2087, K2096, K2098, K3009, K3010, K3023, K3026, K3028, K3039, K3050, K3053, K3056, K3058, K3061, K3064, K3071, K3075, K3107, K3109, K3117, K4077, K4100, K4108, K5008, K5014, K5016, K5017, K5018, K6003, K6006, K6017, K6022, K6023, K6024, K6038, K6043, K6046, K6049, K6050, K6061, K6063, K6065, K6069, K6074, K6083, K6084, K6085, K6086, K6087, K6088, K6094, K6096, K6099, K6112, K7004, K7009, K7036, K7037, K7064, K7065, K7066, K7067, K7069, K7070, K7092, K7093, K7157, K7158, K7193, K7211, K7267, K7311, K7317, K7337, K7365, K7374, K7375, K7376, K7387, K7396, K7421, K7422, K7423, K7424, K7427, K7438, K7441, K7449, K7455, K7456, K7464, K7468, K7470, K7483, K7484, K7489, K7495, K8035, K8071, K8123, K8124, K8130, K9007, K9008, K9048, K9052, K9060, K10035, K10036, K10072, K10085, K10114, K10149, K10167, K10173, K10175, K10177, K10191, K10194, K10017, K11051, K11066, K11087, K12009, K12015, K12029, K12070, K12099, K13004, K13021, K13033, K13044, K13045, K13107, K14031, K15002, K15003, K15023 and K15056, Horseshoe Bay South, Burnet County, Texas being that property more particularly described in the Plat Records, Burnet County, Texas were offered for sale by the Sheriff at Burnet County, Texas at public auction pursuant to judgments of foreclosure for delinquent taxes by the District Court; and

WHEREAS, no sufficient bid was received and the property was struck off to the Burnet Central Appraisal District or Lake LBJ Municipal Utility District, Trustee, and thereafter assigned to the Burnet Central Appraisal District, Trustee, pursuant to the "ASSIGNMENT OF TAX SALE TRUSTEESHIP" from the Lake LBJ Municipal Utility District to the Burnet Central Appraisal District of record in the Official Public Records of Burnet County, Texas File No. 011690 in Volume 1277, Page 264, pursuant to TEX.PROP.TAX CODE Section 34.01(c); and

WHEREAS, TEX.PROP.TAX CODE Section 34.05(a) provides that we may accept a sufficient bid. A bid of TWENTY-SIX THOUSAND, TWO HUNDRED, FIFTY AND NO/100 DOLLARS (\$26,250.00), being ONE HUNDRED, SEVENTY-FIVE AND NO/100 DOLLARS (\$175.00) for EACH LOT, has been made by DESERT MOUNTAIN LAND HOLDINGS, LLC, said bid being less than the taxes due, and

THEREFORE, BE IT HEREBY RESOLVED by the Board of Trustees of the Marble Falls Independent School District, that the President of the Board of Trustees of the Marble Falls Independent School District is hereby authorized to convey Lots K1061, K1160, K2014, K2026, K2029, K2031, K2050, K2053, K2066, K2077, K2078, K2087, K2096, K2098, K3009, K3010, K3023, K3026, K3028, K3039, K3050, K3053, K3056, K3058, K3061, K3064, K3071, K3075, K3107, K3109, K3117, K4077, K4100, K4108, K5008, K5014, K5016, K5017, K5018, K6003, K6006, K6017, K6022, K6023, K6024, K6038, K6043, K6046, K6049, K6050, K6061, K6063, K6065, K6069, K6074, K6083, K6084, K6085, K6086, K6087, K6088, K6094, K6096, K6099, K6112, K7004, K7009, K7036, K7037, K7064, K7065, K7066, K7067, K7069, K7070, K7092, K7093, K7157, K7158, K7193, K7211, K7267, K7311, K7317, K7337, K7365, K7374, K7375, K7376, K7387, K7396, K7421, K7422, K7423, K7424, K7427, K7438, K7441, K7449, K7455, K7456, K7464, K7468, K7470, K7483, K7484, K7489, K7495, K8035, K8071, K8123, K8124, K8130, K9007, K9008, K9048, K9052, K9060, K10035, K10036, K10072, K10085, K10114, K10149, K10167, K10173, K10175, K10177, K10191, K10194, K10017, K11051, K11066, K11087, K12009, K12015, K12029, K12070, K12099, K13004, K13021, K13033, K13044, K13045,

K13107, K14031, K15002, K15003, K15023 and K15056, Horseshoe Bay South, Burnet County, Texas to DESERT MOUNTAIN LAND HOLDINGS, LLC, for the sum of TWENTY-SIX THOUSAND, TWO HUNDRED, FIFTY AND NO/100 DOLLARS (\$26,250.00), being ONE HUNDRED, SEVENTY-FIVE AND NO/100 DOLLARS (\$175.00) for EACH LOT payable to the Chief Appraiser of Burnet Central Appraisal District for distribution as provided by law.

PASSED, APPROVED AND ADOPTED THIS _____ day of _____,
20____.

Rick Edwards
President, Board of Trustees
MARBLE FALLS INDEPENDENT SCHOOL DISTRICT

TEKS-Based Assessments

Marble Falls Independent School District Shared Vision (Dufour & Marzano, 2011)

1. Learning as Our Fundamental Purpose We acknowledge that the fundamental purpose of our school is to help all students achieve high levels of learning, and therefore, we are willing to examine all of our practices in light of their impact on learning.

49

2. Building a Collaborative Culture We are committed to working together to achieve our collective purpose of learning for all students.

3. Focus on Results We assess our effectiveness on the basis of results rather than intentions.

MARBLE FALLS ISD

MATHEMATICS-GRADE 7th --YAG

First Semester (79 days)	Second Semester (95 days)
1 st Nine Weeks (39 Days) 41 days	3 rd Nine Weeks (48 Days) (28 days)
<p>Unit 01: Numerical Understanding: Integers and Positive Rational Numbers (9 days) 7.1ABC; 7.13AD; 7.14A; 7.15AB</p> <p>Unit 02: Numerical Operations: Integers and Positive Rational Numbers (16 days) 7.2ABCEFG; 7.9A; 7.13ABCD; 7.14AB; 7.15AB</p> <p>Unit 03: Proportionality: Similar Figures, Representations, and Applications (16 days) 7.1B; 7.2D; 7.3AB; 7.6D; 7.8C; 7.13ABCD; 7.14A</p>	<p>Unit 05: Algebraic Expressions and Equations (8 days) 7.2EF; 7.4C; 7.5B; 7.13AC; 7.14A; 7.15AB</p> <p>Unit 06: Algebraic Representations and Applications (12 days) 7.1F; 7.4AB; 7.5AB; 7.13ABCD; 7.14AB; 7.15AB</p> <p>Unit 10: Probability (8 days) 7.1B; 7.10AB; 7.13ACD; 7.14A; 7.15AB</p>
2 nd Nine weeks (40 days) (27 days)	4 th Nine Weeks (47 Days) (36 days)
<p>Unit 04: Geometry: Coordinate Plane, Graphing Transformations, and Perspectives (9 days) 7.7AB; 7.8A; 7.13D; 7.14A; 7.15AB</p> <p>Unit 07: Geometry and Measurement: Two-Dimensional (9 days) 7.2BFG; 7.3B; 7.4A; 7.6AB; 7.8C; 7.9A; 7.13ABCD; 7.14A; 7.15AB</p> <p>Unit 08: Measurement: Three-Dimensional (9 days) 7.2BFG; 7.6C; 7.8BC; 7.9BC; 7.13ABCD; 7.14A; 7.15AB</p>	<p>Unit 09: Statistical Representations and Analysis (16 days) 7.2B; 7.11AB; 7.12AB; 7.13ACD; 7.14AB; 7.15AB</p> <p>Unit 11: Making Connections (10 days) 7.1B; 7.2BF; 7.3AB; 7.5B; 7.9AC; 7.13ABCD; 7.14AB; 7.15AB</p> <p>Unit 12: Catering Investigation (10 days) 7.1B; 7.2BDEFG; 7.3AB; 7.5B; 7.13ABD; 7.15AB</p>

TEKS-Based Assessments (TBAs)

...provide a snapshot of
learning progress each
nine weeks.

TEKS-Based Assessment (TBA)

Assessments Administered

- K-5

- Reading and Math

- 6-8

- Reading, Math, Social Studies, and Science

- 9-12

- All Reading, Math, Social Studies, and Science courses

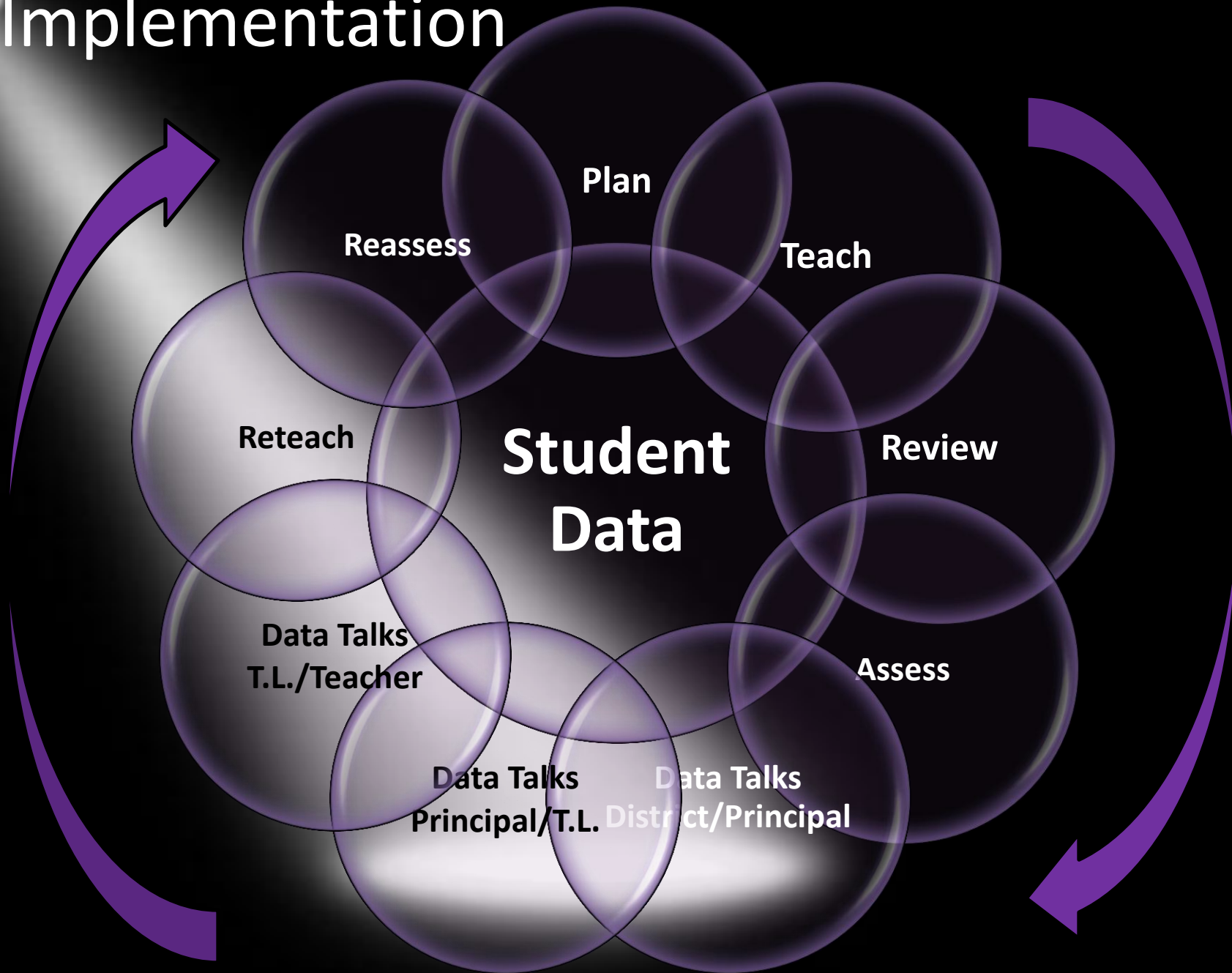
TEKS-Based Assessment (TBA)

Provides a snapshot of learning progress guiding:




1. District – Planning Academy
2. Campus – PLC
3. Classroom- Lessons
4. Student - Intervention

Focused Data Talks - provide the common language throughout the district for analyzing and using data.

Implementation



Item Number	TEKS		District Average	CES			HLES		MES		SWES
				Campus (59)	Spanish (19)	SPED (4)	Campus (58)	Spanish (30)	Campus (84)	SPED (1)	Campus (31)
1	3.05B		75	73	95	25	79	60	77	0	68
2	3.05A	3.16B	85	85	89	50	84	87	86	100	90
3	3.03B	3.14B	86	81	79	0	79	97	95	0	90
4	3.03B	3.14B	60	51	53	25	59	60	64	100	71
5	3.03A	3.15B	72	61	58	50	78	73	75	100	77
6	3.03A	3.015A	91	85	95	25	91	93	95	0	94
7	3.01C	3.14A	56	59	53	0	48	60	54	0	74
8	3.01B	3.14A	70	68	79	25	71	80	74	100	65
9	3.10A		74	58	84	0	79	83	83	100	77
10	3.01A		68	66	84	50	67	67	71	100	71
11	3.11B	3.14B	62	54	43	50	62	67	68	100	68
12	3.01A		81	71	79	25	83	73	86	100	87
13	3.11B		79	66	74	50	88	73	83	100	77
14	3.01B	3.14C	90	92	100	25	88	87	92	0	94
15	3.13B	3.15A	83	76	89	25	83	87	89	100	87
16	3.05A		53	49	37		52	40	54		68
17	3.13B		82	78	79		79	77	86		94
18	3.05B	3.14A	55	51	32		57	47	52		68
19	3.10A		68	56	74		66	67	73		87
20	3.01C		70	69	63		69	60	68		81
Average			73	67	72	28	73	72	76	67	79

Item Number	TEK	REG 248	MOD 17
 1	7.01A	86	59
 2	7.01A	60	24
 3	7.01A	42	18
4	7.01B	84	76
5	7.01B	38	24
6	7.01B	65	59
7	7.01B	74	71
8	7.01C	79	35
9	7.02A	65	29
10	7.02A	48	47
11	7.02A	62	24
12	7.02B	18	0
13	7.02B	62	41
14	7.02B	35	12
15	7.02C	89	53
16	7.02E	59	41
17	7.02F	78	18
18	7.02F	75	35
19	7.02G	52	35
20	7.09A	62	47
21	7.02D	56	18
22	7.03A	50	12
23	7.03B	72	35
24	7.03B	6	0
25	7.06D	65	18
Average		59	37

7.01A The student is expected to:

#1 86% (A) compare and order integers and positive rational numbers;

1. In Minnesota during the winter, Jaime recorded the temperatures in the table below.

Temperature Log

Time	Temperature
8:00 AM	- 15°
10:00 AM	- 8°
12:00 PM	12°
2:00 PM	10°

Which of these shows the temperatures from WARMEST to COLDEST? (7.1A)

- A) -15°, 12°, 10°, -8°
- B) 12°, 10°, -8°, -15°
- C) 10°, 12°, -8°, -15°
- D) -8°, 10°, 12°, -15°

7.01A The student is expected to:

#2 60% (A) compare and order integers and positive rational numbers;

2. The fraction $\frac{4}{7}$ is found between which pair of fractions on a number line? (7.1A)

F) $\frac{9}{14}$ and $\frac{16}{28}$

G) $\frac{10}{14}$ and $\frac{15}{28}$

H) $\frac{11}{14}$ and $\frac{18}{28}$

J) $\frac{7}{14}$ and $\frac{17}{28}$

7.01A The student is expected to:

#3 42% (A) compare and order integers and positive rational numbers;

3. Bob, Ken, and Aaron ran a race. Bob finished ahead of Ken but behind Aaron. Which set of times did they run? (7.1A)

A) Bob: 12.2 seconds; Ken: 12.15 seconds; Aaron: 12.45 seconds.

B) Bob: 12.2 seconds; Ken: 11.95 seconds; Aaron: 11.9 seconds.

C) Bob: 12.2 seconds; Ken: 12.25 seconds; Aaron: 12:05 seconds.

D) Bob: 12.2 seconds; Ken: 12.1 seconds; Aaron: 11.85 seconds.

FOCUSED LEARNING

Alignment

- A₁** All instruction, student work, and assessment are aligned with the TEKS in
- Content
 - Context
 - Concept
- A₂** Learning is consistently reviewed as indicated by the data from spiraled TEKS assessments

Engagement

- E₁** Students know what they are to learn and what steps they need to take to learn it.
- E₂** Students have a “voice” in the classroom each day.
- E₃** Student grades are indicators of mastery of the TEKS.

Passed	Score	1	2	3	4	5	6	7	8	9	11	12	13	14	15	16	17	18
		C	D	A	D	B	70	A	C	B	9	B	6	D	D	C	B	B
Yes	80	+	C	+	+	+	+	+	+	+	+	+	5	+	C	D	+	+
Yes	80	+	+	+	+	+	+	+	+	D	+	+	+	B	C	+	A	+
No	60	+	+	+	+	+	45	+	+	+	6	+	75	B	C	B	+	C
No	30	+	C	+	+	D	570	D	A	+	56	D	111	B	A	B	+	D
No	60	+	+	C	+	D	+	D	+	+	7	+	105	B	+	+	+	D
No	55	+	A	+	+	+	445	+	+	+	80	+	18	B	C	B	A	+
No	60	+	+	+	+	A	570	+	+	+	8	A	18	B	C	D	+	+
Yes	80	+	+	+	+	A	+	+	+	+	8	+	+	+	+	B	+	D
No	30	A	C	+	+	A	530	B	+	A	581	D	453	B	B	+	A	D
No	65	+	+	+	+	D	+	+	+	+	11	+	135	B	C	B	+	+
No	50	+	A	B	+	+	60	+	+	+	7	+	+	B	C	B	+	D
Yes	100	+	+	+	+	+	+	+	+	+	+	+	+	+	+	+	+	+
Yes	90	+	+	+	C	+	+	D	+	+	+	+	+	+	+	+	+	+
No	50	A	+	+	+	+	95	+	+	+	8	A	230	B	C	B	+	D
Yes	95	+	+	+	+	+	+	+	+	+	+	+	+	B	+	+	+	+
No	55	+	A	+	C	A	+	+	+	+	8	+	105	B	C	D	+	+
No	50	+	C	+	C	A	+	+	+	+	10	+	5	B	A	B	+	D
Yes	80	+	+	+	+	+	+	+	+	+	7	+	+	B	C	D	+	+
No	50	A	+	+	+	A	30	+	+	D	8	+	450	B	C	+	+	D
Yes	75	+	+	+	+	+	95	+	+	+	+	+	+	B	+	B	+	D
Yes	80	+	+	+	+	+	+	+	+	+	+	D	+	B	+	B	+	D
Yes	95	+	+	+	+	+	+	+	+	+	+	+	+	+	C	+	+	+
Yes	70	+	A	+	C	D	+	+	+	+	476	+	+	C	+	B	+	+
No	55	+	+	+	C	+	+	D	+	+	7	D	105	B	+	B	+	D
No	55	+	B	+	C	A	+	+	+	+	22	C	540	B	C	+	+	+
No	60	+	+	+	+	+	445	D	+	C	25	+	90	B	+	B	+	D
No	40	+	+	C	C	+	31	+	D	+	476	D	80	B	+	B	+	A
No	50	+	+	+	+	A	+	+	+	D	84	A	+	C	B	B	D	D

61

MARBLE FALLS ISD

MATHEMATICS-GRADE 7th --YAG

First Semester (79 days)	Second Semester (95 days)
1 st Nine Weeks (39 Days) 41 days	3 rd Nine Weeks (48 Days) (28 days)
<p>Unit 01: Numerical Understanding: Integers and Positive Rational Numbers (9 days) 7.1ABC; 7.13AD; 7.14A; 7.15AB</p> <p>Unit 02: Numerical Operations: Integers and Positive Rational Numbers (16 days) 7.2ABCEFG; 7.9A; 7.13ABCD; 7.14AB; 7.15AB</p> <p>Unit 03: Proportionality: Similar Figures, Representations, and Applications (16 days) 7.1B; 7.2D; 7.3AB; 7.6D; 7.8C; 7.13ABCD; 7.14A</p>	<p>Unit 05: Algebraic Expressions and Equations (8 days) 7.2EF; 7.4C; 7.5B; 7.13AC; 7.14A; 7.15AB</p> <p>Unit 06: Algebraic Representations and Applications (12 days) 7.2F; 7.4AB; 7.5AB; 7.13ABCD; 7.14AB; 7.15AB</p> <p>Unit 10: Probability (8 days) 7.1B; 7.10AB; 7.13ACD; 7.14A; 7.15AB</p>
2 nd Nine Weeks (40 days) (27 days)	4 th Nine Weeks (47 Days) (36 days)
<p>Unit 04: Geometry: Coordinate Plane, Graphing Transformations, and Perspectives (9 days) 7.7AB; 7.8A; 7.13D; 7.14A; 7.15AB</p> <p>Unit 07: Geometry and Measurement: Two-Dimensional (9 days) 7.2BFG; 7.3B; 7.4A; 7.6AB; 7.8C; 7.9A; 7.13ABCD; 7.14A; 7.15AB</p> <p>Unit 08: Measurement: Three-Dimensional (9 days) 7.2BFG; 7.6C; 7.8BC; 7.9BC; 7.13ABCD; 7.14A; 7.15AB</p>	<p>Unit 09: Statistical Representations and Analysis (16 days) 7.2B; 7.11AB; 7.12AB; 7.13ACD; 7.14AB; 7.15AB</p> <p>Unit 11: Making Connections (10 days) 7.1B; 7.2BF; 7.3AB; 7.5B; 7.9AC; 7.13ABCD; 7.14AB; 7.15AB</p> <p>Unit 12: Catering Investigation (10 days) 7.1B; 7.2BDEFG; 7.3AB; 7.5B; 7.13ABD; 7.15AB</p>

Data due before Holiday Break

TEKS-Based Assessments

Questions ?

6th- Math
TBA# 1

Item Number	TEKS		REG 279	MOD 14
1	6.01A	6.11A	92	36
2	6.01A	6.11A	62	43
3	6.01B		66	43
4	6.01B	6.11A	77	57
5	6.01B	6.11B	71	36
6	6.01C	6.12A	80	21
7	6.01D	6.12A	78	50
8	6.01E		73	14
9	6.01E		94	14
10	6.01F	6.11A	86	36
11	6.01F	6.11A	77	29
12	6.02A	6.11C	97	79
13	6.02A	6.11C	60	14
14	6.02B	6.11C	79	29
15	6.02B	6.11B	54	21
16	6.02B		73	43
17	6.02E		84	14
18	6.02E	6.11B	74	86
19	6.02E	6.11C	76	43
20	6.02D	6.11A	64	50
Average			76	38

64

7th Grade Math
TBA# 1

Item Number	TEK	REG 248	MOD 17
1	7.01A	86	59
2	7.01A	60	24
3	7.01A	42	18
4	7.01B	84	76
5	7.01B	38	24
6	7.01B	65	59
7	7.01B	74	71
8	7.01C	79	35
9	7.02A	65	29
10	7.02A	48	47
11	7.02A	62	24
12	7.02B	18	0
13	7.02B	62	41
14	7.02B	35	12
15	7.02C	89	53
16	7.02E	59	41
17	7.02F	78	18
18	7.02F	75	35
19	7.02G	52	35
20	7.09A	62	47
21	7.02D	56	18
22	7.03A	50	12
23	7.03B	72	35
24	7.03B	6	0
25	7.06D	65	18
Average		59	37

65

8th Grade Math

TBA# 1

Item Number	TEK	REG 229	MOD 10
1	8.1A	61	50
2	8.1A	62	40
3	8.1B	48	20
4	8.1B	47	20
5	8.1D	71	50
6	8.2A	15	0
7	8.2B	69	40
8	8.2B	59	50
9	8.2B	53	50
10	8.2C	82	30
11	8.2D	35	20
12	8.3A	41	20
13	8.3B	72	40
14	8.3B	50	10
15	8.5A	29	40
16	8.5A	48	0
17	8.9A	65	50
18	8.9A	59	30
19	8.7B	32	20
20	8.5A	78	40
Average		54	31

ALG I
TBA# 1

Item Number	RC	TEK	REG 301	MOD 24
1	#2	A.5B	43	25
2	#2	A.3A	46	38
3	#3	A.5C	63	42
4	#1	A.1B	87	54
5	#1	A.1C	92	58
6	#1	A.1E	34	17
7	#3	A.5A	61	42
8	#2	A.2D	87	88
9	#2	A.2B	69	79
10	#1	A.1E	57	21
11	#3	A.6B	58	21
12	#2	A.4A	50	42
13	#2	A.2A	71	62
14	#2	A.2D	56	38
15	#1	A.1D	52	21
16	#1	A.1A	51	54
17	#1	A.1C	68	71
18	#2	A.2C	79	46
19	#3	A.5C	63	33
20	#2	A.4A	24	12
21	#2	A.4B	33	33
22	#2	A.2B	46	33
23	#3	A.6E	32	25
24	#3	A.6B	59	46
25	#1	A.1D	48	46
26	#3	A.6A	50	25
27	#3	A.6B	44	12
28	#3	A.5C	57	17
29	#1	A.1B		50
Average			56	40

67

ALG II
TBA# 1

Item Number	RC	TEK	REG 267	MOD 7
1	1	2A.1A	34	14
2	2	2A.2B	46	14
3	3	2A.8C	73	100
4	1	2A.4B	73	71
5	2	2A.2A	40	71
6	3	2A.8A	18	71
7	1	2A.4B	28	57
8	3	2A.6B	16	0
9	1	2A.1B	70	43
10	3	2A.6B	89	57
11	1	2A.4C	35	57
12	4	2A.7B	71	57
13	3	2A.6A	67	71
14	3	2A.8B	51	57
15	3	2A.8D	43	29
16	3	2A.6A	37	57
17	1	2A.4A	79	86
18	4	2A.7A	28	29
Average			50	52

88

GEOM
TBA# 1

69

Item Number	RC	TEK	REG 239	MOD 6
1	2	G.4A	21	17
2	1	G.1A	51	33
3	1	G.1C	24	17
4	1	G.2B	82	67
5	2	G.4A	46	33
6	4	G.9A	69	33
7	3	G.7C	44	67
8	2	G.5A	23	50
9	1	G.3A	26	33
10	1	G.3D	70	67
11			42	67
12	1	G.3E	91	0
13	1	G.3B	26	50
14	3	G.7A	51	67
15	1	G.3B	25	50
16	1	G.2B	44	33
17	2	G.5B	64	100
18	1	G.2B	38	67
19	2	G.5B	38	17
20	2	G.5B	65	0
21	2	G.5B	41	100
22	2	G.4A	31	17
23	1	G.2B	15	17
Average			45	46

6th Grade ELA

TBA# 1

Item Number	TEK	REG 271	TEK	MOD 18
1	6.10A	68	6.10A	39
2	6.2B	86	6.2B	61
3	6.10A	85	6.10A	11
4	FIG 19D	73	6.6A	50
5	6.6B	85	6.8A	17
6	6.10A	68	6.6A	44
7	FIG 19D	81	6.2B	28
8	6.2B	85	6.3A	28
9	6.10A	73	6.6B	61
10	FIG19F	45	6.6A	28
11	6.6B	51		
12	6.6A	59		
13	6.6A	42		
14	6.6A	90		
15	6.8A	65		
Average		70		37

70

7th Grade ELA


TBA# 1

Item Number	TEK	REG- 261	MOD- 17
1	7.8A	76	76
2	7.8A	78	53
3	7.10A	88	41
4	7.10B	60	41
5	FIG 19D	69	41
6	7.10D	65	41
7	7.3C	76	35
8	7.2B	63	6
9	FIG 19D	74	71
10	FIG 19D	72	47
11	FIG 19D	42	12
12	FIG 19E	60	53
13	7.10D	90	
14	FIG 19D	80	
Average		71	43

8thELA
TBA# 1

Item Number	TEK		REG- 289	TEK		MOD - 17
1	8.6A	FIG 19D	73	FIG 19E	8.6A	47
2	8.6B		93	8.2B		82
3	8.6B		92	8.6A	FIG 19D	76
4	8.6B	8.6A	93	8.6B		53
5	8.2B		83	FIG 19D	8.6B	82
6	8.6A	FIG 19E	82	8.6B		53
7	8.6A	FIG 19E	82	8.6B	8.6A	76
8	FIG 19D	8.6B	93	8.6A	FIG 19E	41
9	8.3A		93	8.6A	FIG 19E	41
10	FIG 19E		93	8.3A		59
11	8.6A	FIG 19D	78	8.6A	FIG 19D	53
12	FIG 19D		93	FIG 19D		59
13	8.5A		91	8.5A		71
14	8.5A		80	8.5A		71
15	FIG 19F		94			
Average			88			62

72



ENG I
TBA #1

Item Number	RC	TEK	REG- 251	RC	TEK	PAP- 57
1	#1	9.1D	90	#1	9.1D	89
2	#1	9.1E	69	#1	9.1E	82
3	#2	9.5A	71	#2	9.5A	96
4	#2	9.2A	75	#2	9.2A	89
5	#1	9.1B	67	#1	9.1B	95
6	#2	9.5B	52	#2	9.5B	89
7	#1	FIG19B	79	#1	FIG19B	100
8	FIG19A	FIG19A	69	FIG19A	FIG19A	88
9	#1	FIG19B	45	#1	FIG19B	72
10	#1			#1		
11	#2	9.6A	32	#2	9.6A	65
12	#2	9.12A	63	#2	9.12A&15Cii	96
13	#4	9.15Cii&Ciii	14	#4	9.15Cii&12D	25
14	#3	9.12A&D	73	#3	9.12A	95
15	#6	9.17Ai	12	#6	9.17Ai	39
16	#6	9.17Aiii	46	#6	9.17Aiii	39
17	#6	9.18A	66	#6	9.18A	84
18	#6	9.18Bii	56	#6	9.18Bii	89
19	#6	9.19A	80	#6	9.19A	93
20	#6	9.17C	25	#6	9.17C	39
21	#1	9.2C	80			
22	#1	9.2C	41			
23	#1	9.2C	16			
24	#1	9.2C	3			
Average			53			77

73

Item Number	RC	TEK	REG- 296	MOD- 8
1	1	10.1E	59	50
2	1	FIG 19B	56	38
3	2	10.2C	59	12
4	2	10.5A	66	50
5	1	10.1C	42	25
6	1	10.1D	47	50
7				
8	2	10.5B	82	38
9	2	10.5C	70	12
10	1	10.19B	34	38
11	2	10.2B	78	50
12	2	10.5A	73	62
13	1	10.1B	81	38
14	2	10.12B	35	50
15	2	10.7A	58	50
16	6	10.17C	40	12
17	6	10.18A	79	50
18	6	10.18Bi	58	0
19	6	10.18Bii	62	25
20	6	10.19A	41	12
21	6	10.17Aii	48	25
22	6	10.17Aii	28	38
23	2	10.5B	97	100
24	2	10.5B	81	75
25	2	10.5B	39	12
26	2	10.5B	5	0
Average			57	39

74

75

Item Number	RC	TEK	REG- 249	MOD- 9
1	2	11..5B	99	100
2	2	11.2A	94	100
3	2	11.2A	91	100
4	1	11.1B	92	89
5	FIG 19B	11.2A	86	56
6	3	11.8A&5D	85	67
7	2	11.2A	34	11
8	2	11.4A&5B	62	11
9	2	11.4A&5B	70	56
10	2	11.4A&5B	88	67
11	2	11.4A&7A	85	67
12	3	11.8A&10A	88	44
13	3	11.10A	83	56
14	3	11.8A	79	44
15	3	11.10A	67	22
16	2	11.2B&4A	63	33
17	11.3B		73	67
18	1	11.1A	79	100
19	1	11.1A	89	78
20	11.20A	11.21A	43	11
21	4	11.15C	61	22
22	4	11.15A&16A	81	11
23	11.14A		67	56
24	11.15D		74	11
25	4	11.13C	12	22
26	6	11.17A	57	56
27	6	11.17A	72	44
28	6	11.18A	58	11
29	6	11.18A	79	22
30	6	11.17B	49	44

31	6	11.17A	84	67
32	FIG 19B		91	78
33	2	11.3A	68	44
34	2	11.3A	74	56
35	FIG 19B		58	56
36	FIG 19B		51	44
37	FIG 19B	11.15A	78	44
38	11.13A		71	44
39	3	11.11A	79	67
40	3	11.11A	71	56
41	FIG 19B		89	89
42	FIG 19B		67	44
43	2	11.3A	69	44
44	1	11.1B	60	22
45	2	1.2A&11.15A	88	78
46	2	1.2A&11.15A	78	56
47	2	1.2A&11.15A	49	0
48	2	1.2A&11.15A	28	0
Average			77	55

K - Math
TBA# 1

Item Number	TEK	District Average	CES		HLES		MFES	SWES
			Campus (57)	Spanish (15)	Campus (17)	Spanish (21)	Campus (75)	Campus (26)
1	K.01A	94	98	87	88	100	95	88
2	K.01A	78	77	80	47	86	85	77
3	K.01A	85	82	73	71	90	91	85
4	K.01C	94	100	80	71	100	96	88
5	K.01C	88	91	93	76	86	91	81
6	K.04A	86	75	53	88	95	93	88
7	K.06B	86	70	53	53	81	64	62
8	K.11C	64	63	53	76	95	75	88
9	K.07B	74	86	67	88	90	87	81
10	K.07B	86	93	87	94	90	93	96
11	K.07B	94	86	67	94	90	92	92
12	K.07B	90	96	67	100	90	96	96
13	K.02A	97	77	93	71	90	80	88
14	K.02A	79	70	87	53	90	75	62
15	K.02A	69	89	20	71	76	88	88
16	K.11B	87	67	40	35	62	73	92
17	K.02B	70	79	27	53	76	72	77
18	K.02B	73	53	13	47	67	56	65
19	K.05A	56	81	93	24	81	93	92
Average		82	81	65	68	86	84	83

1st Grade Math

TBA# 1

Item Number	TEK	District Average	CES		HLES		MFES	SWES
			Campus (56)	Spanish (23)	Campus (19)	Spanish (37)	Campus (75)	Campus (28)
1	1.01D	83	77	87	95	92	88	82
2	1.01D	83	77	87	89	92	83	96
3	1.01B	80	68	100	92	95	87	86
4	1.01B	93	88	100	100	97	96	96
5	1.01B	78	70	78	84	89	85	75
6	1.01A	89	80	100	79	86	95	89
7	1.01A	90	86	100	79	84	95	86
8	1.01A	81	71	100	95	92	85	89
9	1.09A	98	95	96	100	95	100	100
10	1.09A	98	96	96	100	95	100	100
11	1.09B	94	86	96	95	89	100	96
12	1.09B	89	88	78	89	92	87	96
13	1.10A	91	84	96	100	95	93	100
14	1.10A	96	93	96	100	89	97	96
15	1.10A	97	95	96	89	89	97	100
16	1.06A	99	98	100	95	92	100	100
17	1.06A	98	96	100	100	89	99	100
18	1.06A	99	96	100	89	89	100	100
19	1.06A	96	91	100	89	89	99	96
20	1.06A	87	84	96	95	92	87	96
21	1.06A	87	82	96	89	89	88	96
22	1.06A	91	91	96	95	92	91	93
23	1.06A	77	73	96	89	89	73	96
24	1.05A	96	96	100	100	89	96	96
25	1.05A	84	79	91	68	57	83	96
26	1.05A	82	73	91	95	70	84	93
27	1.04A	97	93	96	95	92	99	100
28	1.04A	96	91	100	95	92	97	100
Average		90	86	95	92	89	92	95

2nd Grade Math

TBA# 1

Item Number	TEKS		District Average	CES		HLES		MFES	SWES
				Campus (58)	Spanish (15)	Campus (56)	Spanish (15)	Campus (84)	Campus (38)
1	2.03A		94	91	93	92	100	96	95
2	2.03A		69	57	67	63	57	73	82
3	2.03A		87	74	87	77	82	92	95
4	2.05C		89	84	93	87	86	92	89
5	2.05C		49	17	33	44	32	69	53
6	2.05C		69	60	27	44	57	63	57
7	2.01A		83	71	40	76	71	92	84
8	2.01B		93	90	93	90	100	94	97
9	2.01B		80	71	60	73	89	89	74
10	2.01B	2.12A	56	40	40	61	61	65	61
11	2.01C		82	72	20	79	14	87	84
12	2.01C		63	55	60	61	39	69	61
13	2.01C	2.13B	75	57	60	39	68	85	82
14	2.05A		81	78	47	74	36	81	84
15	2.05A		82	76	53	74	71	83	87
16	2.05B		68	66	53	63	61	65	76
17	2.05B		73	59	33	47	54	80	82
18	2.03D		74	72	60	63	79	82	61
19	2.08A		77	74	80	71	93	81	74
20	2.10A		86	95	100	98	93	96	97
21	2.10B		89	86	87	85	93	87	97
22	2.10B		25	21	7	13	7	31	18
23	2.10B		81	72	60	76	93	87	82
24	2.08A	2.12C	52	48	27	47	79	50	31
25	2.10A	2.12B	89	79	40	92	71	93	95
			75	67	57	68	67	79	76

3rd Grade Math

TBA# 1

Item Number	TEKS		District Average	CES			HLES		MES		SWES
				Campus (59)	Spanish (19)	SPED (4)	Campus (58)	Spanish (30)	Campus (84)	SPED (1)	Campus (31)
1	3.05B		75	73	95	25	79	60	77	0	68
2	3.05A	3.16B	85	85	89	50	84	87	86	100	90
3	3.03B	3.14B	86	81	79	0	79	97	95	0	90
4	3.03B	3.14B	60	51	53	25	59	60	64	100	71
5	3.03A	3.15B	72	61	58	50	78	73	75	100	77
6	3.03A	3.015A	91	85	95	25	91	93	95	0	94
7	3.01C	3.14A	56	59	53	0	48	60	54	0	74
8	3.01B	3.14A	70	68	79	25	71	80	74	100	65
9	3.10A		74	58	84	0	79	83	83	100	77
10	3.01A		68	66	84	50	67	67	71	100	71
11	3.11B	3.14B	62	54	43	50	62	67	68	100	68
12	3.01A		81	71	79	25	83	73	86	100	87
13	3.11B		79	66	74	50	88	73	83	100	77
14	3.01B	3.14C	90	92	100	25	88	87	92	0	94
15	3.13B	3.15A	83	76	89	25	83	87	89	100	87
16	3.05A		53	49	37		52	40	54		68
17	3.13B		82	78	79		79	77	86		94
18	3.05B	3.14A	55	51	32		57	47	52		68
19	3.10A		68	56	74		66	67	73		87
20	3.01C		70	69	63		69	60	68		81
Average			73	67	72	28	73	72	76	67	79

4th Grade Math

TBA# 1

Item Number	TEK	District Average	CES			HLES			MFES		SWES	
			Campus (69)	Spanish (8)	SPED (17)	Campus (47)	Spanish (35)	SPED (2)	Campus (74)	SPED (3)	Campus (27)	SPED (1)
1	4.01B	54	38	75	100	55	54	100	74	33	41	100
2	4.01B	90	88	100	100	83	66	50	96	67	89	0
3	4.03B	90	86	100	33	100	80	50	88	33	89	0
4	4.01B	84	93	88	33	87	71	0	77	0	78	100
5	4.01A	94	88	88	100	96	71	50	96	33	96	0
6	4.02A	77	77	25	67	72	49	100	76	33	89	0
7	4.02B	24	32	12	33	11	29	50	30	0	7	0
8	4.02C	73	71	50	67	62	66	50	78	0	85	0
9	4.02D	69	65	50	100	66	23	100	70	33	81	0
10	4.02D	85	88	88	33	83	83	100	85	67	81	100
11	4.03A	84	87	88	67	83	71	50	81	33	85	100
12	4.05A	56	54	62	67	64	37	50	64	33	26	0
13	4.10A	76	74	100	33	66	60	50	80	0	85	0
14	4.02D	91	90	100	67	89	74	0	96	100	85	100
15	4.10A	93	96	100	100	91	80	0	92	33	93	0
16	4.11A	73	77	62	100	70	49	50	73	0	70	0
17	4.10A	88	90	88	0	85	51	0	86	0	93	0
18	4.11A	82	88	88		77	69		80		81	
19	4.11A	59	58	62		55	31		61		59	
20	4.13B	94	91	100		96	80		96		93	
21	4.13B	68	65	25		72	37		68		70	
22	4.13B	34	33	50		36	23		34		33	
		74	74	73	65	73	57	50	76	29	73	29

5th Grade Math

TBA# 1

Item Number	TEKS		District Average	CES		HLES			MFES		SWES
				Campus (77)	SPED (5)	Campus (100)	Spanish (10)	SPED (3)	Campus (79)	SPED (2)	Campus (34)
1	5.01A	5.14A	81	79	80	76	60	67	84	50	94
2	5.04A	5.14B	49	55	100	42	60	67	54	50	47
3	5.01A		86	86	100	81	50	33	91	0	85
4	5.10C	5.14C	72	66	40	67	90	33	80	100	85
5	5.03C		49	44	60	50	50	0	46	0	62
6	5.03A	5.14B	46	47	100	41	50	33	51	0	44
7	5.03B	5.14B	67	65	80	60	60	33	71	50	85
8	5.03A		85	88	80	77	40	0	91	0	88
9	5.10C		71	70	40	62	20	0	82	100	76
10	5.04A		84	86	20	84	80	67	85	0	79
11	5.03C	5.14B	31	26	80	21	10	33	42	0	50
12	5.03B	5.14B	59	58	60	52	50	0	68	0	62
13	5.03C	5.14B	31	29	100	24	30	0	37	50	48
14	5.03B	5.14B	19	14	100	22	10	100	24	100	12
15	5.03C		40	39	80	32	30	0	51	100	38
16	5.01B	5.14A	36	30	100	23	20	33	49	0	53
17	5.10C		81	79		78	60		85		88
18	5.01B	5.14A	57	51		52	60		67		65
19	5.03A	5.14A	64	66		54	50		72		74
20	5.01B		64	65		61	50		62		79
Average			58.6	57.15	76.25	52.95	46.5	31.1875	64.6	37.5	65.7

2nd Grade Reading

TBA# 1

Item Number	TEKS		District Average	CES		HLES		MFES	SWES
				Campus (57)	Spanish (15)	Campus (65)	Spanish (30)	Campus (84)	Campus (38)
1	2.1A		61	54	40	52	77	62	71
2	2.1A		59	56	60	51	50	58	63
3	2.1A		73	74	40	68	90	68	84
4	2.10A		73	77	60	57	63	70	74
5	2.10A		74	74	67	68	77	73	79
6	FIG 19B		76	77	47	74	80	71	84
7	2.9B		58	63	53	55	50	48	71
8	2.9B		60	46	7	38	60	60	84
9	2.12A		37	21	13	35	60	37	61
10*	2.2Ai	2.2Aii	36	30	20	12	27	31	58
11*	2.2Bi	2.2Bii	45	49	20	26	17	35	61
12*	2.2G		56	63	27	40	53	44	74
Average			59	57	38	48	57	55	72

*ELAR and SLAR TEK do not match.

4th Grade ELA

TBA# 1

Item Number	TEKS		District Average	CES			HLES			MFES		SWES	
				Campus (72)	Spanish (1)	SPED (7)	Campus (49)	Spanish (35)	SPED (2)	Campus (73)	SPED (4)	Campus (26)	SPED (2)
1	4.6C		47	44	0	43	43	17	0	48	0	62	50
2	4.2E		50	54	100	29	51	3	100	51	50	31	50
3	4.2B		50	56	0	43	41	26	50	52	25	50	50
4	4.6B	FIG 19D	66	68	0	100	63	57	50	64	50	69	100
5	4.6B	FIG 19D	74	74	100	71	71	11	50	78	50	69	50
6	4.4A		76	65	0	29	86	11	50	84	50	69	0
7	4.6A		77	74	0	86	71	37	100	79	75	92	50
8	4.3A	FIG 19E	11	17	0	71	6	11	50	12	75	4	100
9	4.4A		65	43	0	86	80	11	50	70	100	81	100
10	4.8A	FIG 19D	70	68	0	71	67	6	50	71	75	77	100
11	4.2B		68	67	100	86	69	6	100	64	75	77	100
12	4.3A	FIG 19D	65	75	100	100	53	17	50	66	100	58	100
13	4.6B	FIG 19F	70	72	0	100	69	6	100	67	50	77	100
14	4.3B	FIG 19D	57	53	100	86	51	10	50	60	75	69	100
15	FIG 19D		86	89	100	71	82	90	50	88	25	81	0
16	4.3B		81	81	100	86	80	6	100	81	50	85	50
17	FIG 19E		66	69	0		67	14		64		58	
18	4.6A		82	85	100		88	83		78		77	
19	4.6B		90	92	100		90	6		90		88	
20	4.6C		82	79	100		92	3		78		85	
Average			67	66	50	72	66	22	63	67	58	68	69

K Reading
TBA# 1

Item Number	TEK	District Average	CES		HLES		MFES	SWES
			Campus (48)	Spanish (16)	Campus (17)	Spanish (21)	Campus (73)	Campus (26)
1	K.1F	98	100	94	88	100	97	100
2	K.1G	98	98	81	94	100	99	100
3	K.1A	83	79	75	47	95	90	92
4	K.1F	99	98	81	100	95	100	100
5	K.2A	69	71	56	59	71	68	73
6	K.2B	63	60	50	47	100	64	69
7*	K.5C	73	67	62	59	48	78	77
8	K.1B	93	90	75	94	95	93	96
9	K.3A	88	85	88	82	90	92	88
Average		85	83	74	74	88	87	88

*ELAR and SLAR TEK do not match.



1st Grade Reading

Item Number	TEK	District Average	CES		HLES		MFES	SWES
			Campus (61)	Spanish (27)	Campus (61)	Spanish (18)	Campus (75)	Campus (29)
1	1.1B	93	89	70	92	83	93	100
2	1.1B	88	85	70	89	83	87	100
3*	1.3Ai	85	85	81	62	83	80	100
4	1.1C	90	82	100	92	67	95	97
5	1.1A	98	95	56	92	89	99	100
6	1.1D	84	87	85	85	94	81	86
7	1.1E	99	98	44	92	94	99	100
8	1.1F	69	67	70	59	72	69	72
9*	1.3Ci	62	52	7	39	78	61	83
10	1.6A	78	69	56	61	50	83	86
11	1.6D	90	82	89	61	89	95	93
12	1.10A	89	79	63	84	12	93	100
13	1.12A	81	77		90		84	83
14	1.2A	90	79		84		95	100
15	1.3H	64	62		33		55	93
Average		84	79	66	74	75	85	93

*ELAR and SLAR TEK do not match.

3rd Grade Reading

TBA# 1

Item Number	TEKS		District Average	CES			HLES		MFES		SWES
				Campus (56)	Spanish (19)	SPED (6)	Campus (60)	Spanish (30)	Campus (84)	SPED (1)	Campus (31)
1	3.6		75	75	53	83	72	43	71	100	90
2	3.6		52	50	63	676	58	57	44	100	61
3	3.10A		80	80	58	50	77	63	74	0	100
4	3.6		79	93	26	67	72	23	74	100	81
5	3.6	FIG 19D	71	62	58	67	72	63	74	0	74
6	3.4B		36	32	89	33	27	57	45	0	35
7	3.8A		68	82	89	67	62	63	60	0	74
8	3.4C		18	21	37	17	13	37	15	100	26
9	3.8A		71	86	47	17	62	73	70	100	61
10	3.1D		47	59	32	67	37	27	31	100	87
11	3.6	3.19E	26	32	11	33	23	20	23	100	32
12	3.4E		70	71	84	33	68	60	63	100	87
13	3.2B		49	43	47	67	50	47	44	0	71
14	3.8	3.13B	51	61	47	83	48	53	46	100	48
15	3.2B		61	59	42	67	67	43	60	100	67
16	3.8B		61	64	58	67	58	43	60	100	68
17	3.4B		85	88	79	17	82	60	82	0	94
18	3.8B		65	70	58	100	65	53	62	100	65
19	3.2B		31	36	5	33	30	20	24	0	45
20	3.8	FIG 19D	85	91	68	50	80	73	83	100	87
21	3.8	FIG 19E	53	57	53	67	47	50	50	100	65
22	3.4B		80	75	74		80	90	77		94
23	3.2A		60	64	53		50	50	60		71
24	3.4A		73	75	47		68	33	68		90
Average			60	64	53	84	57	50	57	67	70

5th Grade Reading

TBA# 1

Item Number	TEKS		District Average	CES		HLES		MFES		SWES
				Campus (74)	SPED (7)	Campus (106)	SPED (5)	Campus (77)	SPED (4)	Campus (26)
1	5.6A		74	86	43	69	20	75	50	62
2	5.8A		91	86	100	91	20	94	0	97
3	5.6	FIG 19D	76	80	86	75	80	78	25	68
4	5.6	FIG 19E	52	41	86	47	60	66	100	56
5	5.2B		70	74	57	58	40	78	75	82
6	5.6C		43	28	43	39	80	74	50	21
7	5.6B	FIG 19D	82	81	71	84	40	82	100	79
8	5.6A		61	51	71	61	80	70	75	62
9	5.4A		84	69	100	87	60	92	50	91
10	5.8A		69	70	57	65	20	74	25	71
11	5.8A	FIG 19D	78	78	57	74	40	83	75	76
12	5.4A		88	95	86	75	80	95	75	97
13	5.4	FIG 19D	86	82	57	80	20	92	50	97
14	5.2E		46	42	71	43	40	49	75	56
15	5.2B		42	47	71	33	60	47	50	47
16	5.3	5.5	74	73	29	69	40	84	25	68
17	5.5	FIG 19E	81	80	57	75	20	90	100	88
18	5.5	FIG 19D	57	54	71	50	40	65	50	65
19	5.5	5.6B	74	69	71	75	20	78	50	74
20	5.5	FIG 19D	50	54	57	38	40	64	25	50
21	5.8A		69	69	43	64	40	74	50	71
22	5.5		77	84		69		79		85
Average			69	68	66	65	45	77	56	71

Marble Falls ISD Maintenance Dept.

Learners Today, Leaders Tomorrow.....
Mustangs Forever!

Maintenance

- Continuously serve children
- Work orders
- Projects
- Support Athletic events
- Support outside events
- Support other departments with their endeavors to serve

High School

- Wall around transformer
- Door for trainers
- A/C for Weight Room
- Rework baseball mound and plate
- Paint the softball outfield fence











Middle School

- Parking lot at 6th Grade Building
- Light at Gym entrance stairs
- Covering in student pickup area
- Drainage back of cafeteria area



Spicewood

- Magnetic White boards 9 rooms
- Assist PTO with improvements
- Update A/C controls

Highland Lakes

- New thermostats and software

2012-2013 Highly Qualified Teacher Report

The No Child Left Behind Act requires all teachers teaching core subject academic areas meet specific competency and educational requirements. Teachers who meet these requirements are considered “highly qualified.”

Core academic subject area: English, reading and language arts, mathematics, science, foreign languages, civics and government, economics, arts, history, and geography.

Requirements: 1) Hold at least a bachelor’s degree
2) Be fully certified to teach in Texas
3) Demonstrate competency in their core academic subject area

All content area teachers employed by the Marble Falls Independent School District meet the Highly Qualified requirements as required by the Federal No Child Left Behind Act.

All instructional aides employed by the district also meet federal guidelines to meet standards as Highly Qualified.

In addition, all staff members meet certification standards required by the Texas Education Agency. No employees are on waivers or temporary certificates.