

**Sterling Public Schools
Board Of Education Agenda- Regular Meeting
Sterling Public Schools Library, 400 S. Tiger Blvd., Sterling, OK 73567
Monday, December 12, 2022 at 7:30 pm**

AGENDA

This agenda was posted at the superintendent's office door and the west entrance/ high school principals office entrance of the high school building not later than 3:20 p.m.

_____,20____

John Pinkston, Superintendent

1. Roll call and call to order.
2. Invocation - Shawn Nunley and Pledge of Allegiance - Candra Turpin.
3. Recognitions - Teachers that were awarded the Donors Choose Grant.
ES- Alcorn (2), Barrett, Jackson, Milam

HS- Ingram, Garrett, Smith, J. Smart, Taylor, Rowan, Clements, Garner, Lewis, D. Smart, Forehand, and Taylor.
4. Discussion/Approval Items
 1. Consent agenda: All of the following items, which concern reports and items of a routine nature normally approved, will be approved by one vote, unless any board member desires to have a separate vote on any or all of these items. The consent agenda consists of the discussion, consideration, and approval of the following items:
 1. Approve minutes of the previous meetings.
 2. Approve financial statements.
 3. Approve purchase orders and warrants for the following funds: general, building, sinking, and any change order list.
 4. Approve activity accounts.
 5. Approve activity fund transfers.
 2. Discussion and possible vote to approve the 2021-2022 Audit Findings conducted by Sanders, Bledsoe, & Hewett.
 3. Discussion on new baseball field lighting.
 4. Discussion on the districts' financial status.

5. Discussion and possible board action to declare 2 buses with the VIN numbers, Bus #2 (VIN# 1HVBBABP9YH287798) and Bus #7 (VIN# 1BAKGCKH45F227151) as surplus property and authorize the Superintendent to sell for the fair market value.
6. Proposed Executive Session pursuant to Title 25 O.S. Section 307(B) (1) to discuss the employment of a part time coach.
7. Acknowledge the return of the Board to open session and announce executive session minutes compliance.
8. The Board will vote to approve or not to approve the stipend for Cole Coleman as assistant baseball coach for the spring of 2023.
9. Discussion on the Aptegey mobile app and website to be utilized as the district's means of communication.
10. Discussion and possible vote for the proposed officers of the Oklahoma Public School Investment Interlocal Cooperative
11. Board discussion on hiring a School Resource Officer.
12. Administrative reports.
13. Superintendent report -School Report Cards, Preparation material for Superintendent Evaluation in January, Projects
14. Adjourn

Board Of Education Agenda- Regular Meeting

Monday, November 7, 2022 Begin Meeting

Sterling Public Schools Library, 400 S. Tiger Blvd., Sterling, OK 73567

Attendance Taken at 7:33 PM.

Jeff Milam: Absent

Brian Moore: Present

Shawn Nunley: Present

Candra Turpin: Present

Shannon Wilmeth: Present

Present: 4, Absent: 1.

1. Roll call and call to order.
2. Invocation - Shawn Nunley, and Pledge of Allegiance - Brian Moore.
3. Discussion/Approval Items
 - 3.1. Consent agenda: All of the following items, which concern reports and items of a routine nature normally approved, will be approved by one vote, unless any board member desires to have a separate vote on any or all of these items. The consent agenda consists of the discussion, consideration, and approval of the following items:
 - 3.1.1. Approve minutes of the previous meetings.
 - 3.1.2. Approve financial statements.
 - 3.1.3. Approve transfers within activity account.
 - 3.1.4. Approve purchase orders and warrants for the following funds: general, building, sinking, and any change order list.
 - 3.1.5. Approve activity accounts.
 - 3.1.6. Discussion and possible vote to approve the School Operational Budget and Estimate of Needs for 2022-2023.

Jeff Milam arrived at 7:36 pm

The consent agenda passed with a motion by Shannon Wilmeth and a second by Candra Turpin.

Jeff Milam: Yea, Brian Moore: Yea, Shawn Nunley: Yea, Candra Turpin: Yea, Shannon Wilmeth:

Yea: 5, Nay 0, Absent 0

4. Discussion and possible vote to hire Jayson Wilson as spring baseball coach and spring field maintenance for FY23 -

The motion to hire Jayson Wilson as spring baseball coach and spring field maintenance for FY 23 passed with a motion by Shawn Nunley and a second by Shannon Wilmeth.

Jeff Milam: Yea, Brian Moore: Yea, Shawn Nunley: Yea, Candra Turpin: Yea, Shannon Wilmeth: Yea

Yea: 5, Nay: 0, Absent: 0

5. Discussion and possible vote to approve Jayson Wilson as a high school teacher.

The motion to hire Jayson Wilson as a high school teacher passed with a motion by Candra Turpin and a second by Jeff Milam

Jeff Milam: Yea, Brian Moore: Yea, Shawn Nunley: Yea, Candra Turpin: Yea, Shannon Wilmeth: Yea

Yea: 5, Nay: 0, Absent: 0

6. Discussion and possible vote to approve Brett Barrett as an adjunct History Teacher.

The motion to hire Brett Barrett as an adjunct History Teacher passed with a motion by Jeff Milam and a second by Shawn Nunley

Jeff Milam: Yea, Brian Moore: Yea, Shawn Nunley: Yea, Candra Turpin: Yea, Shannon Wilmeth: Yea

Yea: 5, Nay: 0, Absent: 0

7. Discussion and possible vote to convene in executive session to have discussions concerning the Superintendents' employment and /or concerning the evaluation of the Superintendents' employment performance. 25 O.S. Sec 307 (B) (1) and (B) (7).

The motion to convene into executive session at 7:46 pm passed with a motion by Candra Turpin and a second by Shannon Wilmeth

Jeff Milam: Yea, Brian Moore: Yea, Shawn Nunley: Yea, Candra Turpin: Yea, Shannon Wilmeth: Yea

Yea: 5, Nay: 0, Absent: 0

8. Acknowledge the return of the Board to open session at 8:57 pm and announce executive session minutes compliance.

9. Superintendent report -Dropout Report, ACT Scores and College Readiness

10. There was no New Business

11. Adjourn at 9:01 pm

Chairperson

Superintendent

**TREASURER'S CASH BALANCES
AS OF NOVEMBER 30, 2022**

FNB OF FLETCHER

CHECKING .40

ACTIVITY FUND	\$156,226.89
GENERAL FUND	-\$118,151.79
BUILDING FUND	\$40,439.49
BOND FUND 31	\$33,636.09
BOND FUND 33	\$200,474.25
BOND FUND 34	\$105,084.46
SINKING FUND	\$24,576.90
INSURANCE FUND	\$166,415.23
	\$608,701.52

\$0.00

TOTAL CASH @ FNB OF FLETCHER **\$608,701.52**

TOTAL PLEDGES AS OF 11/30/2022 **1,938,282.89**

GENERAL FUND	-\$118,151.79
BUILDING FUND	\$40,439.49
BOND FUND 31	\$33,636.09
BOND FUND 33	\$200,474.25
BOND FUND 34	\$105,084.46
SINKING FUND	\$25,576.90
INSURANCE FUND	\$166,415.23
ACTIVITY FUND	\$156,226.89

\$609,701.52

Sterling Schools

Revenue Analysis

Options: Type of Revenue: Estimated, As Of Date: 11/30/2022

	Estimated Revenue	Revenue Collected	Revenue Receivable	Unappropriated Receipts	% Rev Collected	Current Month
Fund - 11 GEN FUND-FOR OP						
Series - 1000						
Source - 1110 AD VALOREM TAX LEVY (CURRENT)	\$0.00	\$1,288.52	\$0.00	\$1,288.52	N/A	\$0.00
Source - 1120 AD VALOREM TAX LEVY (PR.YRS)	\$0.00	\$3,924.81	\$0.00	\$3,924.81	N/A	\$761.32
Source - 1310 INTEREST EARNINGS	\$0.00	\$18.73	\$0.00	\$18.73	N/A	\$0.00
Source - 1410 RENTAL OF SCHOOL FACILITIES	\$0.00	\$350.00	\$0.00	\$350.00	N/A	\$150.00
Source - 1440 SALES OF EQUIP,SERV,& MATERIAL	\$0.00	\$92.00	\$0.00	\$92.00	N/A	\$92.00
Source - 1530 DAMAGES TO SCHOOL PROPERTY	\$0.00	\$120.00	\$0.00	\$120.00	N/A	\$35.00
Source - 1590 MISCELLANEOUS REIMBURSEMENTS	\$0.00	\$125.00	\$0.00	\$125.00	N/A	\$125.00
Source - 1610 CONTRIBUTIONS/DONATIONS-PRIV.	\$0.00	\$2,500.00	\$0.00	\$2,500.00	N/A	\$2,500.00
Source - 1660 MINERAL ROYALTIES/LEASE REV.	\$0.00	\$105.38	\$0.00	\$105.38	N/A	\$0.00
Source - 1710 STUDENTS' LUNCHES	\$0.00	\$18,641.25	\$0.00	\$18,641.25	N/A	\$4,762.90
Source - 1730 ADULT LUNCHES/BREAKFASTS	\$0.00	\$2,355.40	\$0.00	\$2,355.40	N/A	\$694.80
Series - 1000 Total	\$0.00	\$29,521.09	\$0.00	\$29,521.09	N/A	\$9,121.02
Series - 2000						
Source - 2100 COUNTY 4 MILL AD VALOREM TAX	\$0.00	\$3,450.40	\$0.00	\$3,450.40	N/A	\$108.80
Source - 2200 COUNTY APPORT. (MORTGAGE TAX)	\$0.00	\$4,338.09	\$0.00	\$4,338.09	N/A	\$926.49
Series - 2000 Total	\$0.00	\$7,788.49	\$0.00	\$7,788.49	N/A	\$1,035.29
Series - 3000						
Source - 3110 GROSS PRODUCTION TAX	\$0.00	\$291.48	\$0.00	\$291.48	N/A	\$52.72
Source - 3120 MOTOR VEHICLE COLLECTIONS	\$0.00	\$54,920.40	\$0.00	\$54,920.40	N/A	\$11,854.50
Source - 3130 RURAL ELECTRIC COOP.TAX	\$0.00	\$44,989.60	\$0.00	\$44,989.60	N/A	\$9,286.97
Source - 3140 STATE SCHOOL LAND EARNINGS	\$0.00	\$19,000.69	\$0.00	\$19,000.69	N/A	\$3,577.06
Source - 3150 VEHICLE TAX STAMPS	\$0.00	\$118.23	\$0.00	\$118.23	N/A	\$6.99
Source - 3210 FOUNDATION AND SALARY INCEN.	\$0.00	\$483,222.05	\$0.00	\$483,222.05	N/A	\$120,805.52
Source - 3250 EDUCATION FLEX.BENEFIT ALLOW.	\$0.00	\$112,791.06	\$0.00	\$112,791.06	N/A	\$26,764.19
Source - 3420 STATE TEXTBOOK	\$0.00	\$7,813.35	\$0.00	\$7,813.35	N/A	\$1,953.34
Source - 3811 COMP. HS VOC. SALARY REIM.	\$0.00	\$1,830.00	\$0.00	\$1,830.00	N/A	\$0.00
Source - 3812 VOC. PROG. INCENTIVE ASSIST.	\$0.00	\$4,741.00	\$0.00	\$4,741.00	N/A	\$0.00
Series - 3000 Total	\$0.00	\$729,717.86	\$0.00	\$729,717.86	N/A	\$174,301.29
Series - 4000						
Source - 4140 TITLE VII INDIAN EDUCATION	\$0.00	\$3,586.47	\$0.00	\$3,586.47	N/A	\$1,396.96
Source - 4180 TITLE VI SMALL RURAL SCHOOL	\$0.00	\$17,981.51	\$0.00	\$17,981.51	N/A	\$0.00
Source - 4210 TITLE I-BASIC PROGRAM	\$0.00	\$7,640.76	\$0.00	\$7,640.76	N/A	\$0.00
Source - 4271 TITLE II PART A TEACHER/PRIN T	\$0.00	\$11,644.55	\$0.00	\$11,644.55	N/A	\$11,644.55
Source - 4310 INDIV.WITH DISABIL.IDEA	\$0.00	\$28,778.41	\$0.00	\$28,778.41	N/A	\$7,217.37

Sterling Schools

Revenue Analysis

Options: Type of Revenue: Estimated, As Of Date: 11/30/2022

	Estimated Revenue	Revenue Collected	Revenue Receivable	Unappropriated Receipts	% Rev Collected	Current Month
Source - 4340 PRESCHOOL AGES 3-5 IDEA-B	\$0.00	\$1,948.04	\$0.00	\$1,948.04	N/A	\$0.00
Source - 4689 OTHER MISC. SOURCES OF FED.REV	\$0.00	\$99,004.87	\$0.00	\$99,004.87	N/A	\$40,977.45
Source - 4705 USDA SUPPLY CHAIN ASSISTANCE	\$0.00	\$11,057.74	\$0.00	\$11,057.74	N/A	\$0.00
Source - 4706 P-EBT LOCAL ADMIN FUNDS	\$0.00	\$628.00	\$0.00	\$628.00	N/A	\$0.00
Source - 4710 LUNCHES	\$0.00	\$28,502.81	\$0.00	\$28,502.81	N/A	\$19,898.49
Source - 4720 BREAKFASTS	\$0.00	\$8,746.66	\$0.00	\$8,746.66	N/A	\$6,084.73
Series - 4000 Total	\$0.00	\$219,519.82	\$0.00	\$219,519.82	N/A	\$87,219.55
Series - 5000						
Source - 5160 ACTIVITY FUND REIMBURSEMENT	\$0.00	\$12,979.60	\$0.00	\$12,979.60	N/A	\$0.00
Series - 5000 Total	\$0.00	\$12,979.60	\$0.00	\$12,979.60	N/A	\$0.00
Fund - 11 GEN FUND-FOR OP Total	\$0.00	\$999,526.86	\$0.00	\$999,526.86	N/A	\$271,677.15

Sterling Schools

Revenue Analysis

Options: Type of Revenue: Estimated, As Of Date: 11/30/2022

	Estimated Revenue	Revenue Collected	Revenue Receivable	Unappropriated Receipts	% Rev Collected	Current Month
Fund - 21 Building						
Series - 1000						
Source - 1110 AD VALOREM TAX LEVY (CURRENT)	\$0.00	\$184.17	\$0.00	\$184.17	N/A	\$0.00
Source - 1120 AD VALOREM TAX LEVY (PR.YRS)	\$0.00	\$560.96	\$0.00	\$560.96	N/A	\$108.82
Source - 1310 INTEREST EARNINGS	\$0.00	\$58.21	\$0.00	\$58.21	N/A	\$6.08
Series - 1000 Total	\$0.00	\$803.34	\$0.00	\$803.34	N/A	\$114.90
Fund - 21 Building Total	\$0.00	\$803.34	\$0.00	\$803.34	N/A	\$114.90

Sterling Schools

Revenue Analysis

Options: Type of Revenue: Estimated, As Of Date: 11/30/2022

	Estimated Revenue	Revenue Collected	Revenue Receivable	Unappropriated Receipts	% Rev Collected	Current Month
Fund - 31 BOND FUND						
Series - 1000						
Source - 1310 INTEREST EARNINGS	\$0.00	\$17.30	\$0.00	\$17.30	N/A	\$5.32
Series - 1000 Total	\$0.00	\$17.30	\$0.00	\$17.30	N/A	\$5.32
Fund - 31 BOND FUND Total	\$0.00	\$17.30	\$0.00	\$17.30	N/A	\$5.32

Sterling Schools

Revenue Analysis

Options: Type of Revenue: Estimated, As Of Date: 11/30/2022

	Estimated Revenue	Revenue Collected	Revenue Receivable	Unappropriated Receipts	% Rev Collected	Current Month
Fund - 33 BOND / 2022 / REGULAR						
Series - 1000						
Source - 1310 INTEREST EARNINGS	\$0.00	\$186.11	\$0.00	\$186.11	N/A	\$27.52
Series - 1000 Total	\$0.00	\$186.11	\$0.00	\$186.11	N/A	\$27.52
Series - 5000						
Source - 5112 PROCEEDS BOND SALE	\$0.00	\$305,000.00	\$0.00	\$305,000.00	N/A	\$0.00
Series - 5000 Total	\$0.00	\$305,000.00	\$0.00	\$305,000.00	N/A	\$0.00
Fund - 33 BOND / 2022 / REGULAR Total	\$0.00	\$305,186.11	\$0.00	\$305,186.11	N/A	\$27.52

Sterling Schools

Revenue Analysis

Options: Type of Revenue: Estimated, As Of Date: 11/30/2022

	Estimated Revenue	Revenue Collected	Revenue Receivable	Unappropriated Receipts	% Rev Collected	Current Month
Fund - 34 BOND / 2022 / TRANSPORTATION						
Series - 1000						
Source - 1310 INTEREST EARNINGS	\$0.00	\$84.46	\$0.00	\$84.46	N/A	\$11.73
Series - 1000 Total	\$0.00	\$84.46	\$0.00	\$84.46	N/A	\$11.73
Series - 5000						
Source - 5112 PROCEEDS BOND SALE	\$0.00	\$105,000.00	\$0.00	\$105,000.00	N/A	\$0.00
Series - 5000 Total	\$0.00	\$105,000.00	\$0.00	\$105,000.00	N/A	\$0.00
Fund - 34 BOND / 2022 / TRANSPORTATION Total	\$0.00	\$105,084.46	\$0.00	\$105,084.46	N/A	\$11.73

Sterling Schools

Revenue Analysis

Options: Type of Revenue: Estimated, As Of Date: 11/30/2022

	Estimated Revenue	Revenue Collected	Revenue Receivable	Unappropriated Receipts	% Rev Collected	Current Month
Fund - 41 Sinking						
Series - 1000						
Source - 1110 AD VALOREM TAX LEVY (CURRENT)	\$0.00	\$257.03	\$0.00	\$257.03	N/A	\$0.00
Source - 1120 AD VALOREM TAX LEVY (PR.YRS)	\$0.00	\$801.84	\$0.00	\$801.84	N/A	\$157.61
Source - 1310 INTEREST EARNINGS	\$0.00	\$21.55	\$0.00	\$21.55	N/A	\$4.13
Source - 1340 ACCRUED INTEREST ON BOND SALES	\$0.00	\$228.90	\$0.00	\$228.90	N/A	\$0.00
Series - 1000 Total	\$0.00	\$1,309.32	\$0.00	\$1,309.32	N/A	\$161.74
Fund - 41 Sinking Total	\$0.00	\$1,309.32	\$0.00	\$1,309.32	N/A	\$161.74

Sterling Schools

Revenue Analysis

Options: Type of Revenue: Estimated, As Of Date: 11/30/2022

	Estimated Revenue	Revenue Collected	Revenue Receivable	Unappropriated Receipts	% Rev Collected	Current Month
Fund - 60 SCHOOL ACTIVITY FNDS						
Series - 1000						
Source - 1310 INTEREST EARNINGS	\$0.00	\$123.24	\$0.00	\$123.24	N/A	\$26.13
Source - 1610 CONTRIBUTIONS/DONATIONS-PRIV.	\$0.00	\$3,198.87	\$0.00	\$3,198.87	N/A	\$500.00
Source - 1810 ADMISSIONS	\$0.00	\$15,063.00	\$0.00	\$15,063.00	N/A	\$3,496.00
Source - 1830 CONCESSIONS	\$0.00	\$7,139.00	\$0.00	\$7,139.00	N/A	\$0.00
Source - 1850 FEES, PENALTIES, AND FINES	\$0.00	\$4,640.00	\$0.00	\$4,640.00	N/A	\$0.00
Source - 1870 STATE PLAY-OFF REVENUE	\$0.00	\$608.00	\$0.00	\$608.00	N/A	\$0.00
Source - 1880 SUPPLIES & MAT.SOLD TO STUD.	\$0.00	\$525.00	\$0.00	\$525.00	N/A	\$0.00
Source - 1890 OTHER ATHLETIC REVENUE	\$0.00	\$467.52	\$0.00	\$467.52	N/A	\$0.00
Source - 1910 ADMISSIONS	\$0.00	\$9,446.59	\$0.00	\$9,446.59	N/A	\$0.00
Source - 1920 CONCESSION SALES	\$0.00	\$24,184.26	\$0.00	\$24,184.26	N/A	\$6,544.80
Source - 1950 RESALE MERCH.(NOT STU. STORE)	\$0.00	\$96,273.75	\$0.00	\$96,273.75	N/A	\$13,214.00
Source - 1970 STUDENT CLUBS & ORGANIZATIONS	\$0.00	\$1,175.00	\$0.00	\$1,175.00	N/A	\$350.00
Source - 1971 FEES OR DUES	\$0.00	\$3,997.50	\$0.00	\$3,997.50	N/A	\$294.00
Source - 1990 OTHER SCHOOL ACT.FUND RECEIPTS	\$0.00	\$6,514.00	\$0.00	\$6,514.00	N/A	\$678.00
Series - 1000 Total	\$0.00	\$173,355.73	\$0.00	\$173,355.73	N/A	\$25,102.93
Fund - 60 SCHOOL ACTIVITY FNDS Total	\$0.00	\$173,355.73	\$0.00	\$173,355.73	N/A	\$25,102.93

Sterling Schools Revenue Analysis

Options: Type of Revenue: Estimated, As Of Date: 11/30/2022

	Estimated Revenue	Revenue Collected	Revenue Receivable	Unappropriated Receipts	% Rev Collected	Current Month
Fund - 86 HAIL STORM INSURANCE CLAIM						
Series - 1000						
Source - 1310 INTEREST EARNINGS	\$0.00	\$135.23	\$0.00	\$135.23	N/A	\$22.01
Series - 1000 Total	\$0.00	\$135.23	\$0.00	\$135.23	N/A	\$22.01
Fund - 86 HAIL STORM INSURANCE CLAIM Total	\$0.00	\$135.23	\$0.00	\$135.23	N/A	\$22.01

Sterling Schools

Revenue Analysis

Options: Type of Revenue: Estimated, As Of Date: 11/30/2022

	Estimated Revenue	Revenue Collected	Revenue Receivable	Unappropriated Receipts	% Rev Collected	Current Month
Report Total	\$0.00	\$1,585,418.35	\$0.00	\$1,585,418.35	N/A	\$297,123.30

Board Meeting Date: DECEMBER 12, 2022

FY 23 GENERAL FUND

Vote to approve purchase order #164 in the amount of \$250.00

Vote to approve warrants #244 through #371 in the amount of \$268103.02

FY 23 BUILDING FUND

Vote to approve warrants #5 in the amount \$31249.00

FY 23 BOND FUND 31

Vote to approve warrant #2 in the amount of \$796.69

FY 23 BOND FUND 33

Vote to approve warrant #6 in the amount of \$5302.50

FY 23 BOND FUND 34

FY 23 INSURANCE FUND

Sterling Schools

Encumbrance Register

Options: Year: 2022-2023, Date Range: 7/1/2022 - 6/30/2023, PO Range: 164 - 999, Fund Codes: 11

Fund	PO No	Date	Vendor No	Vendor	Description	Amount
11	164	10/20/2022	106	OKLAHOMA TAX COMMISSION	VEHICLE TAGS	250.00
Non-Payroll Total:						\$250.00
Payroll Total:						\$0.00
Balance Forward:						\$0.00
Report Total:						\$250.00

Sterling Schools

Payment Register

Options: Year: 2022-2023, Fund: GEN FUND-FOR OP, Date Range: 10/1/2022 - 10/31/2022, Print Payroll Payments: True, Print Details: False

Year	Fund	No	Date	Vendor	Type	Date Voided	Date Registered	Clearing Date	Clearing No	Amount
2023	11	244	10/01/2022	ALLIANCE NETWORK SOLUTIONS, LLC			10/1/2022	10/31/2022	4	\$1,270.00
2023	11	245	10/01/2022	SYNCB/AMAZON			10/1/2022	10/31/2022	4	\$150.14
2023	11	246	10/01/2022	BENNETT'S			10/1/2022	10/31/2022	4	\$820.57
2023	11	247	10/01/2022	SHANE BURK GLASS AND MIRROR			10/1/2022	10/31/2022	4	\$500.00
2023	11	248	10/01/2022	RACHEL BUSH			10/1/2022	10/31/2022	4	\$2,000.00
2023	11	249	10/01/2022	CARDMEMBER SERVICES			10/1/2022	10/31/2022	4	\$428.50
2023	11	250	10/01/2022	LACEY CLEMENTS			10/1/2022			\$52.00
2023	11	251	10/01/2022	FILE THIRTEEN			10/1/2022	10/31/2022	4	\$25.00
2023	11	252	10/01/2022	TOMMY GARDNER			10/1/2022	10/31/2022	4	\$1,015.00
2023	11	253	10/01/2022	THE HOME DEPOT PRO			10/1/2022	10/31/2022	4	\$798.78
2023	11	254	10/01/2022	ICEV			10/1/2022	10/31/2022	4	\$2,500.00
2023	11	255	10/01/2022	INSURICA OF LAWTON			10/1/2022	10/31/2022	4	\$375.00
2023	11	256	10/01/2022	IXL SUBSCRIPTION			10/1/2022	10/31/2022	4	\$2,938.00
2023	11	257	10/01/2022	AMANDA LEWIS			10/1/2022	10/31/2022	4	\$393.05
2023	11	258	10/01/2022	LOWES BUSINESS ACCOUNT/GECF			10/1/2022	10/31/2022	4	\$29.00
2023	11	259	10/01/2022	MARKET SOURCE RESTAURANT SUPP			10/1/2022	10/31/2022	4	\$962.25
2023	11	260	10/01/2022	RICK PRINCE			10/1/2022	10/31/2022	4	\$455.15
2023	11	261	10/01/2022	PUBLIC SERVICE CO. OF OKLAHOMA			10/1/2022	10/31/2022	4	\$1,412.94
2023	11	262	10/01/2022	RENAISSANCE LEARNING, INC			10/1/2022	10/31/2022	4	\$6,117.00
2023	11	263	10/01/2022	SAM'S CLUB/SYNCHRONY BANK			10/1/2022	10/31/2022	4	\$37.18
2023	11	264	10/01/2022	STEPHANIE OBERST			10/1/2022			\$18.40
2023	11	265	10/01/2022	WINDSTREAM			10/1/2022	10/31/2022	4	\$672.09
2023	11	266	10/01/2022	OTA PIKEPASS CUSTOMER SERVICE			10/1/2022	10/31/2022	4	\$38.05
2023	11	267	10/07/2022	CHRISSEY ALCORN	PD		10/7/2022			\$0.00
2023	11	268	10/07/2022	GARY B BARRETT	PD		10/7/2022			\$0.00
2023	11	269	10/07/2022	GINA K BARRETT	PD		10/7/2022			\$0.00
2023	11	270	10/07/2022	SHEILA BARTLETT	PD		10/7/2022			\$0.00
2023	11	271	10/07/2022	TAMRA BARTLETT	PD		10/7/2022			\$0.00
2023	11	272	10/07/2022	LETISHA BREAK	PD		10/7/2022			\$0.00
2023	11	273	10/07/2022	KELLEY BRIDGES	PD		10/7/2022			\$0.00
2023	11	274	10/07/2022	RONITA BRIDGES	PD		10/7/2022			\$0.00
2023	11	275	10/07/2022	AMANDA BUDD	PD		10/7/2022			\$0.00
2023	11	276	10/07/2022	LISA BYRD	PD		10/7/2022			\$0.00
2023	11	277	10/07/2022	LACEY CLEMENTS	PD		10/7/2022			\$0.00
2023	11	278	10/07/2022	MEGAN COLE	PD		10/7/2022			\$0.00
2023	11	279	10/07/2022	GEORGIA CROKE	PD		10/7/2022			\$0.00
2023	11	280	10/07/2022	ANNA F CURRY	PD		10/7/2022			\$0.00
2023	11	281	10/07/2022	MARTIN CURRY	PD		10/7/2022			\$0.00
2023	11	282	10/07/2022	RONALD J CURRY	PN		10/7/2022	10/31/2022	4	\$83.11
2023	11	283	10/07/2022	STACEY D DAVIS JAY	PD		10/7/2022			\$0.00
2023	11	284	10/07/2022	MAUDIE ELIZABETH DAVIS	PD		10/7/2022			\$0.00
2023	11	285	10/07/2022	ALISHA M ESTRADA	PD		10/7/2022			\$0.00
2023	11	286	10/07/2022	PENNY FASSETT	PD		10/7/2022			\$0.00
2023	11	287	10/07/2022	ORVILLE FESLER	PN		10/7/2022	10/31/2022	4	\$115.05
2023	11	288	10/07/2022	ZOE FOREHAND	PD		10/7/2022			\$0.00
2023	11	289	10/07/2022	JENNIFER GARNER	PD		10/7/2022			\$0.00
2023	11	290	10/07/2022	TASHA GARRETT	PD		10/7/2022			\$0.00
2023	11	291	10/07/2022	ASHLEY HALE	PD		10/7/2022			\$0.00
2023	11	292	10/07/2022	JOHN B HOLMES	PD		10/7/2022			\$0.00
2023	11	293	10/07/2022	JANIE INGRAM	PD		10/7/2022			\$0.00
2023	11	294	10/07/2022	RAEGAN J JACKSON	PD		10/7/2022			\$0.00
2023	11	295	10/07/2022	CASEY JOHNSON	PD		10/7/2022			\$0.00
2023	11	296	10/07/2022	TONYA JORDAN	PD		10/7/2022			\$0.00

Sterling Schools

Payment Register

Options: Year: 2022-2023, Fund: GEN FUND-FOR OP, Date Range: 10/1/2022 - 10/31/2022, Print Payroll Payments: True, Print Details: False

Year	Fund	No	Date	Vendor	Type	Date Voided	Date Registered	Clearing Date	Clearing No	Amount
2023	11	297	10/07/2022	LORI A KING	PD		10/7/2022			\$0.00
2023	11	298	10/07/2022	AUTUMN LEE SHADY	PD		10/7/2022			\$0.00
2023	11	299	10/07/2022	AMANDA LEWIS	PD		10/7/2022			\$0.00
2023	11	300	10/07/2022	CONNIE LOWE	PD		10/7/2022			\$0.00
2023	11	301	10/07/2022	ASHLYN MCCLURE	PD		10/7/2022			\$0.00
2023	11	302	10/07/2022	MARANDA MILAM	PD		10/7/2022			\$0.00
2023	11	303	10/07/2022	STEPHANIE MILLER	PD		10/7/2022			\$0.00
2023	11	304	10/07/2022	CHANDRA MONROE	PD		10/7/2022			\$0.00
2023	11	305	10/07/2022	VAN MONROE	PD		10/7/2022			\$0.00
2023	11	306	10/07/2022	KIM MOORE	PD		10/7/2022			\$0.00
2023	11	307	10/07/2022	MICHAEL MOORE	PN		10/7/2022	10/31/2022	4	\$267.81
2023	11	308	10/07/2022	TRENT PARRISH	PD		10/7/2022			\$0.00
2023	11	309	10/07/2022	LISA PAWLOWSKI	PD		10/7/2022			\$0.00
2023	11	310	10/07/2022	JOHN G PINKSTON	PD		10/7/2022			\$0.00
2023	11	311	10/07/2022	MARCELA GAMBOA PUCCIO	PD		10/7/2022			\$0.00
2023	11	312	10/07/2022	LISA QUICKLE	PD		10/7/2022			\$0.00
2023	11	313	10/07/2022	CARRIE REPACI	PD		10/7/2022			\$0.00
2023	11	314	10/07/2022	KIEL ROWAN	PD		10/7/2022			\$0.00
2023	11	315	10/07/2022	DANIEL SMART	PD		10/7/2022			\$0.00
2023	11	316	10/07/2022	JESSICA SMART	PD		10/7/2022			\$0.00
2023	11	317	10/07/2022	CHERYL L SMITH	PD		10/7/2022			\$0.00
2023	11	318	10/07/2022	RHONDA TEHAUNO	PD		10/7/2022			\$0.00
2023	11	319	10/07/2022	JENNIFER TAYLOR	PD		10/7/2022			\$0.00
2023	11	320	10/07/2022	SHELDON THORNTON	PD		10/7/2022			\$0.00
2023	11	321	10/07/2022	MEGAN VANDEVER	PD		10/7/2022			\$0.00
2023	11	322	10/07/2022	LINDA SUE WARNER	PD		10/7/2022			\$0.00
2023	11	323	10/07/2022	VICTORIA WILLIS	PN		10/7/2022	10/31/2022	4	\$110.82
2023	11	324	10/07/2022	CINDY WILSON	PN		10/7/2022	10/31/2022	4	\$110.82
2023	11	325	10/07/2022	JAYSON D WILSON	PD		10/7/2022			\$0.00
2023	11	326	10/07/2022	MICHELE WOOLBRIGHT	PD		10/7/2022			\$0.00
2023	11	327	10/07/2022	AMERICAN FIDELITY ASSURANCE CO	R		10/7/2022	10/31/2022	4	\$3,562.15
2023	11	328	10/07/2022	AMERICAN FIDELITY ASSURANCE CO	R		10/7/2022	10/31/2022	4	\$179.16
2023	11	329	10/07/2022	American Fidelity HSA Admin	R		10/7/2022	10/31/2022	4	\$100.00
2023	11	330	10/07/2022	CCOSA	R		10/7/2022	10/31/2022	4	\$95.25
2023	11	331	10/07/2022	CHILD SUPPORT CLEARING HOUSE	R		10/7/2022	10/31/2022	4	\$250.00
2023	11	332	10/07/2022	INTERNAL REVENUE SERVICE	R		10/7/2022	10/31/2022	4	\$33,832.94
2023	11	333	10/07/2022	FNB OF FLETCHER	R		10/7/2022	10/31/2022	4	\$112,193.83
2023	11	334	10/07/2022	EMPLOYEE DEPOSIT ACCOUNT	R		10/7/2022			\$1,115.00
2023	11	335	10/07/2022	OMES	R		10/7/2022	10/31/2022	4	\$32,499.62
2023	11	336	10/07/2022	OKLAHOMA TAX COMMISSION	R		10/7/2022	10/31/2022	4	\$4,672.00
2023	11	337	10/07/2022	OK TEACHERS' RETIREMENT SYSTEM	R		10/7/2022	10/31/2022	4	\$26,019.77
2023	11	338	10/07/2022	PROFESSIONAL OK. EDUCATORS FOU	R		10/7/2022	10/31/2022	4	\$278.50
2023	11	339	10/07/2022	STERLING ACTIVITY FUND	R		10/7/2022	10/31/2022	4	\$35.00
2023	11	340	10/07/2022	STERLING CHILD NUTRITION FUND	R		10/7/2022	10/31/2022	4	\$933.40
2023	11	341	10/07/2022	TEXAS LIFE INS COMPANY	R		10/7/2022	10/31/2022	4	\$518.78
2023	11	342	10/07/2022	UNUM Life Insurance	R		10/7/2022	10/31/2022	4	\$199.50
2023	11	343	10/07/2022	INTERNAL REVENUE SERVICE	R		10/7/2022	10/31/2022	4	\$142.89
2023	11	344	10/07/2022	OKLAHOMA TAX COMMISSION	R		10/7/2022	10/31/2022	4	\$24.00
2023	11	345	10/07/2022	OK TEACHERS' RETIREMENT SYSTEM	R		10/7/2022	10/31/2022	4	\$89.10
2023	11	346	10/07/2022	TRENT PARRISH	PN		10/7/2022	10/31/2022	4	\$376.62
2023	11	347	10/11/2022	4D LANDSCAPE & IRRIGATION			10/11/2022	10/31/2022	4	\$345.00
2023	11	348	10/11/2022	ALLIED LAB, INC.			10/11/2022	10/31/2022	4	\$90.00
2023	11	349	10/11/2022	AFC			10/11/2022	10/31/2022	4	\$126.00

Sterling Schools

Payment Register

Options: Year: 2022-2023, Fund: GEN FUND-FOR OP, Date Range: 10/1/2022 - 10/31/2022, Print Payroll Payments: True, Print Details: False

Year	Fund	No.	Date	Vendor	Date Type Volded	Date Registered	Clearing Date	Clearing No	Amount
2023	11	350	10/11/2022	BEN E KEITH		10/11/2022	10/31/2022	4	\$7,475.66
2023	11	351	10/11/2022	AIMEE CARTER, PT		10/11/2022			\$228.70
2023	11	352	10/11/2022	CENTERPOINT ENERGY		10/11/2022	10/31/2022	4	\$568.32
2023	11	353	10/11/2022	ROBERT HINER FLOOR TECH JANITO		10/11/2022	10/31/2022	4	\$3,200.00
2023	11	354	10/11/2022	TOMMY GARDNER		10/11/2022	10/31/2022	4	\$667.00
2023	11	355	10/11/2022	HILAND		10/11/2022	10/31/2022	4	\$2,660.42
2023	11	356	10/11/2022	INSURICA OF LAWTON		10/11/2022	10/31/2022	4	\$100.00
2023	11	357	10/11/2022	JARED AUTO PARTS		10/11/2022	10/31/2022	4	\$453.22
2023	11	358	10/11/2022	PERFORMANCE TIRE & LUBE, LLC		10/11/2022	10/31/2022	4	\$114.45
2023	11	359	10/11/2022	OTA PIKEPASS-CUSTOMER SERVICE		10/11/2022	10/31/2022	4	\$72.95
2023	11	360	10/11/2022	ROBERTSON THERAPY SERVICES, LLC		10/11/2022	10/31/2022	4	\$780.00
2023	11	361	10/11/2022	SCENARIO LEARNING, LLC		10/11/2022	10/31/2022	4	\$632.13
2023	11	362	10/11/2022	SOUTHWESTERN WELDING SUPPLY		10/11/2022	10/31/2022	4	\$632.50
2023	11	363	10/11/2022	STERLING PUB. WORKS AUTHORITY		10/11/2022	10/31/2022	4	\$860.90
2023	11	364	10/11/2022	TIGER PAW QUICK MART		10/11/2022	10/31/2022	4	\$6,301.59
2023	11	365	10/11/2022	WILLIAMS DISCOUNT FOODS		10/11/2022	10/31/2022	4	\$77.34
2023	11	366	10/11/2022	WINDSTREAM		10/11/2022	10/31/2022	4	\$355.45
2023	11	367	10/11/2022	TYLER WRIGHT		10/11/2022	10/31/2022	4	\$94.00
2023	11	368	10/18/2022	SAM'S CLUB/SYNCHRONY BANK		10/18/2022	10/31/2022	4	\$137.16
2023	11	369	10/18/2022	CARDMEMBER SERVICES	10/18/2022				\$0.00
2023	11	370	10/18/2022	CARDMEMBER SERVICES		10/18/2022	10/31/2022	4	\$1,117.00
2023	11	371	10/31/2022	PROFESSIONAL OK. EDUCATORS FOU		10/31/2022			\$200.00
Non-Payroll Total:									\$50,297.90
Payroll Total:									\$217,805.12
Balance Foward:									\$541,935.47
Total:									\$810,038.49

Sterling Schools

Payment Register

Options: Year: 2022-2023, Fund: Building, Date Range: 10/1/2022 - 10/31/2022, Print Payroll Payments: True, Print Details: False

Year	Fund	No.	Date	Vendor	Date	Date	Clearing	Clearing	Amount
					Type	Registered	Date	No.	
2023	21	5	10/11/2022	TAYLOR MADE FENCES, LLC		10/11/2022	10/31/2022	4	\$51,249.00
Non-Payroll Total:									\$31,249.00
Payroll Total:									\$0.00
Balance Forward:									\$15,930.19
Total:									\$47,179.19

Sterling Schools

Payment Register

Options: Year: 2022-2023, Fund: BOND FUND, Date Range: 11/1/2022 - 11/30/2022, Print Payroll Payments: True, Print Details: False

Year	Fund	No	Date	Vendor	Date Type	Date Registered	Clearing Date	Clearing No	Amount
2023	31	2	11/03/2022	SCHOLASTIC, INC		11/3/2022	11/30/2022	5	\$796.69
Non-Payroll Total:									\$796.69
Payroll Total:									\$0.00
Balance Foward:									\$462.00
Total:									<u>\$1,258.69</u>

Sterling Schools

Payment Register

Options: Year: 2022-2023, Fund: BOND / 2022 / REGULAR, Date Range: 11/1/2022 - 11/30/2022, Print Payroll Payments: True, Print Details: False

Year	Fund	No	Date	Vendor	Type	Date Voided	Date Registered	Clearing Date	Clearing No	Amount
2023	33	6	11/03/2022	THOMPSON BOOK DEPOSITORY			11/3/2022	11/30/2022	5	\$5,302.50
Non-Payroll Total:										\$5,302.50
Payroll Total:										\$0.00
Balance Foward:										\$99,409.36
Total:										\$104,711.86

Sterling Schools

Cash Balances

Options: Fiscal Years: 2023, Funds: 60, As Of Date: 11/30/2022, Account Types: AC

Cash By Account and Fund

AC 0102	FNB FLETCHER/ACTIVITY FUND			
2023	60	SCHOOL ACTIVITY FNDS		\$156,226.89
			Total AC 0102	\$156,226.89
				<u>\$156,226.89</u>

Cash By Fund

2023	60	SCHOOL ACTIVITY FNDS		\$156,226.89
				<u>\$156,226.89</u>

Sterling Schools

Revenue/Expenditure Summary

Options: Fund: 60, Date Range: 11/1/2022 - 11/30/2022

	Begin Balance	Receipts	Adjusting Entries	Payments	Cash End Balance	Unpaid POs	End Balance
801 GENERAL	\$2,735.37	\$918.13	\$0.00	\$215.42	\$3,438.08	\$0.00	\$3,438.08
802 ATHLETICS	\$6,679.26	\$3,996.00	\$0.00	\$2,474.69	\$8,200.57	\$0.00	\$8,200.57
803 FCCLA NATIONAL CONFERENCE	\$1,721.35	\$0.00	\$0.00	\$0.00	\$1,721.35	\$0.00	\$1,721.35
804 FCA	\$172.07	\$0.00	\$0.00	\$0.00	\$172.07	\$0.00	\$172.07
805 FLOWER FUND	\$146.61	\$0.00	\$0.00	\$0.00	\$146.61	\$0.00	\$146.61
806 FFA	\$42,382.12	\$10,463.00	\$0.00	\$2,195.90	\$50,649.22	\$0.00	\$50,649.22
807 FCCLA	\$461.50	\$900.00	\$0.00	\$45.12	\$1,316.38	\$0.00	\$1,316.38
808 ACADEMIC TEAM	\$197.24	\$0.00	\$0.00	\$0.00	\$197.24	\$0.00	\$197.24
809 POOL	\$2,020.85	\$0.00	\$0.00	\$692.07	\$1,328.78	\$0.00	\$1,328.78
810 AG SCHOLARSHIP	\$2,700.00	\$0.00	\$0.00	\$0.00	\$2,700.00	\$0.00	\$2,700.00
811 STUDENT COUNCIL	\$2,842.10	\$1,899.10	\$0.00	\$589.34	\$4,151.86	\$0.00	\$4,151.86
812 GENE CROSS TIGER PRIDE SCHOLARSHIP	\$750.00	\$0.00	\$0.00	\$0.00	\$750.00	\$0.00	\$750.00
813 LIBRARY	\$2,834.98	\$14.00	\$0.00	\$0.00	\$2,848.98	\$0.00	\$2,848.98
815 JH & HS CHEERLEADING	\$1,377.09	\$0.00	\$0.00	\$438.80	\$938.29	\$0.00	\$938.29
816 YEARBOOK	\$20,121.23	\$1,330.00	\$0.00	\$2,112.82	\$19,338.41	\$0.00	\$19,338.41
818 ELEMENTARY	\$6,122.33	\$0.00	\$0.00	\$1,229.23	\$4,893.10	\$0.00	\$4,893.10
819 GENERAL SCHOLARSHIP FUNDS	\$500.00	\$0.00	\$0.00	\$0.00	\$500.00	\$0.00	\$500.00
820 JAMES BRAGG SCHOLARSHIP	\$390.41	\$0.00	\$0.00	\$0.00	\$390.41	\$0.00	\$390.41
830 TEACHER/SUPPORT OF YEAR	\$417.52	\$0.00	\$0.00	\$0.00	\$417.52	\$0.00	\$417.52
845 2023 SENIORS	\$32,400.44	\$71.99	\$0.00	\$0.00	\$32,472.43	\$0.00	\$32,472.43
846 2024 SENIORS	\$11,774.12	\$5,480.70	\$0.00	\$1,374.93	\$15,879.89	\$0.00	\$15,879.89
847 2025 SENIORS	\$3,745.69	\$30.01	\$0.00	\$0.00	\$3,775.70	\$0.00	\$3,775.70
Total	\$142,492.28	\$25,102.93	\$0.00	\$11,368.32	\$156,226.89	\$0.00	\$156,226.89

STERLING PUBLIC SCHOOLS

ACTIVITY FUND TRANSFER FORM

AMOUNT \$ 83.28

FROM 846 - Jr. Class
ACTIVITY FUND SUB-ACCOUNT

TO 818 - Elementary
ACTIVITY FUND SUB-ACCOUNT

PURPOSE 818 paid for 6 cans of
chili for 846 from Sam's
order. on 11/3/2022

AUTHORIZED BY Amanda Lewis 
ACTIVITY FUND SPONSOR

Anna F. Curry
ACTIVITY FUND CUSTODIAN


PRINCIPAL


SUPERINTENDENT

DATE OF BOARD APPROVAL _____

Budget Estimate

**Sterling High School Baseball – Sterling, OK
To: Sterling Public Schools – November 29,2022**

Budget Estimate – Materials and installation

Musco's Light-Structure System™ as described below, and delivered to the job site:

Baseball – 315' x 350' x 280'\$290,000 - \$315,000

Sales tax and bonding are not included.

Pricing furnished is effective for 30 days unless otherwise noted and is confidential.

Light-Structure System™ with Total Light Control – TLC for LED™ technology

System Description – Light-Structure System™ complete from foundation to poletop in 5 Easy Pieces™

Factory-built, wired, aimed, and tested lighting system includes:

- Pre-cast concrete bases
- Galvanized steel poles
- Factory-wired and tested remote electrical component enclosures
- Pole length factory-assembled wire harnesses
- Factory-aimed and assembled luminaires, including BallTracker® technology
- UL listed as a complete system

On Field Performance – control to benefit players and fans

- Guaranteed light levels of 50fc Infield / 30fc Outfield.
- BallTracker® technology – targeted aerial light optimizing visibility of the ball in play with no glare for players.
- Control-Link® control and monitoring system to provide remote on/off and dimming (high/medium/low) control and performance monitoring with 24/7 customer support

Environmental Light Control – control for neighbors and the environment

- Reduction of spill light and glare by 50% or more.

Always Ready to Play – control assuring the results you expect

- Product assurance and warranty program that includes materials and onsite labor, eliminating 100% of your maintenance costs for 25 years.

Notes

Estimate is based on:

- Shipment of entire project together to one location.
- Voltage and phase electrical system requirement to be confirmed prior to production.
- Structural code and wind speed = 2015 IBC, 115 mi/h, and exposure: C, Importance Factor 1.
- Owner is responsible for getting electrical power to the site, coordination with the utility, and any power company fees
- Standard soil conditions – rock, bottomless, wet, or unsuitable soil may require additional engineering, special installation methods and additional cost.
- Confirmation of pole or luminaire locations prior to production.

Thank you for considering our Team for your sports lighting needs. Please contact me with any questions.

Rico Velazquez
Musco Sales Representative
Musco Sports Lighting, LLC
Phone: 405-479-5693
E-mail: rico.velazquez@musco.com

Project # 223798



Lighting System

Pole / Fixture Summary

Pole ID	Pole Height	Mtg Height	Fixture Qty	Luminaire Type	Load	Circuit
A1-A2	70'	70'	4	TLC-LED-1200	4.68 kW	A
		16'	1	TLC-BT-575	0.58 kW	A
B1-B2	80'	80'	1	TLC-LED-1200	1.17 kW	A
		80'	6	TLC-LED-1500	8.58 kW	A
		16'	1	TLC-BT-575	0.58 kW	A
C1-C2	70'	70'	1	TLC-LED-1200	1.17 kW	A
		70'	4	TLC-LED-1500	5.72 kW	A
		16'	2	TLC-BT-575	1.15 kW	A
6			40		47.24 kW	

Circuit Summary

Circuit	Description	Load	Fixture Qty
A	Baseball	47.24 kW	40

Fixture Type Summary


Type	Source	Wattage	Lumens	L90	L80	L70	Quantity
TLC-LED-1500	LED 5700K - 75 CRI	1430W	160,000	>120,000	>120,000	>120,000	20
TLC-LED-1200	LED 5700K - 75 CRI	1170W	136,000	>120,000	>120,000	>120,000	12
TLC-BT-575	LED 5700K - 75 CRI	575W	52,000	>120,000	>120,000	>120,000	8

Light Level Summary

Calculation Grid Summary

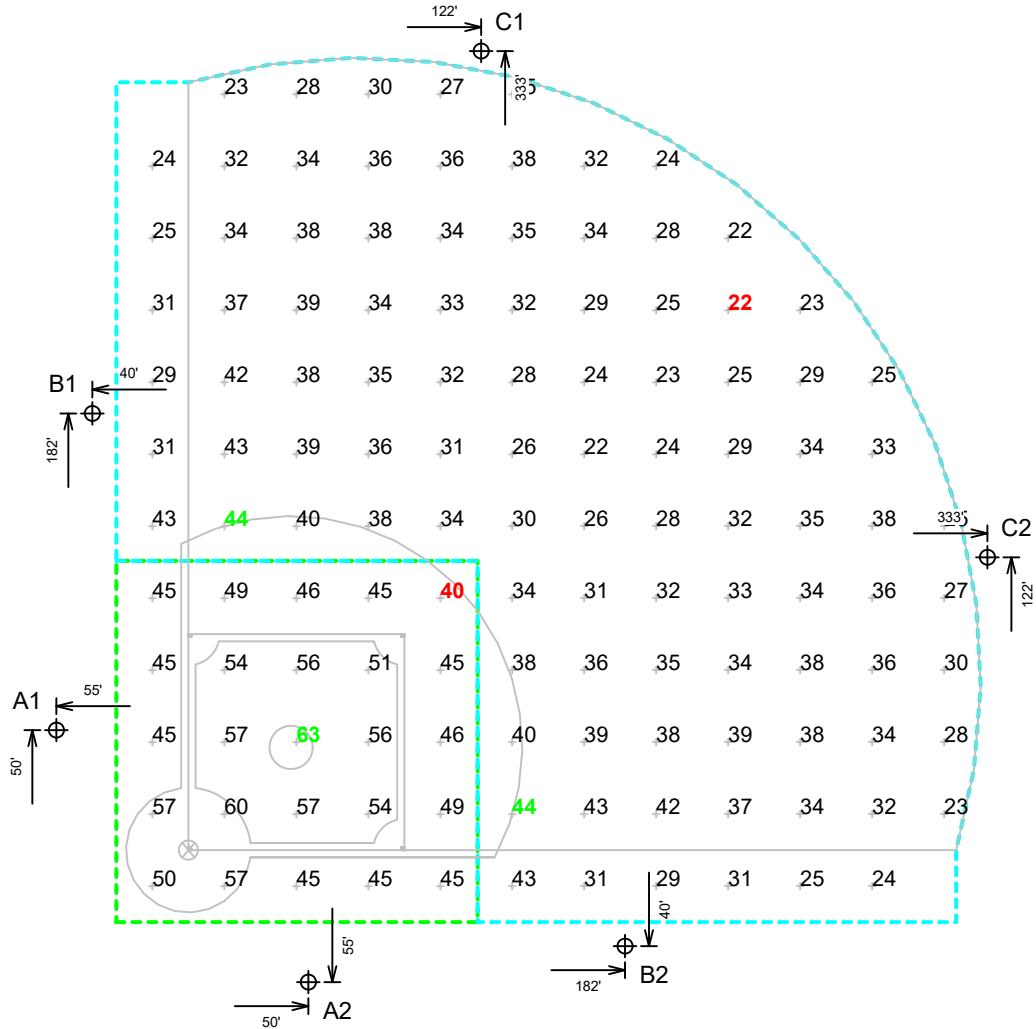
Grid Name	Calculation Metric	Illumination					Circuits	Fixture Qty
		Ave	Min	Max	Max/Min	Ave/Min		
150' Spill (Cd)	Max Candela Metric	2153	768	4126	5.38	2.81	A	40
150' Spill	Horizontal Illuminance	0.04	0.01	0.10	19.77	3.78	A	40
150' Spill	Max Vertical Illuminance Metric	0.10	0.02	0.19	7.98	4.76	A	40
Baseball (Infield)	Horizontal Illuminance	50.5	40	63	1.58	1.26	A	40
Baseball (Outfield)	Horizontal Illuminance	32.4	22	44	1.99	1.47	A	40

From Hometown to Professional



EQUIPMENT LIST FOR AREAS SHOWN

Pole				Luminaires				
QTY	LOCATION	SIZE	GRADE ELEVATION	MOUNTING HEIGHT	LUMINAIRE TYPE	QTY / POLE	THIS GRID	OTHER GRIDS
2	A1-A2	70'	-	15.5'	TLC-BT-575	1	1	0
				70'	TLC-LED-1200	4	4	0
2	B1-B2	80'	-	80'	TLC-LED-1200	1	1	0
				15.5'	TLC-BT-575	1	1	0
				80'	TLC-LED-1500	6	6	0
				70'	TLC-LED-1200	1	1	0
2	C1-C2	70'	-	70'	TLC-LED-1200	1	1	0
				15.5'	TLC-BT-575	2	2	0
				70'	TLC-LED-1500	4	4	0
6	TOTALS					40	40	0



GRID SUMMARY	
Name:	Baseball
Size:	320'/360'/320' - basepath 90'
Spacing:	30.0' x 30.0'
Height:	3.0' above grade

ILLUMINATION SUMMARY		
MAINTAINED HORIZONTAL FOOTCANDLES		
	Infield	Outfield
Guaranteed Average:	50	30
Scan Average:	50.49	32.41
Maximum:	63	44
Minimum:	40	22
Avg / Min:	1.26	1.47
Guaranteed Max / Min:	2	2.5
Max / Min:	1.58	1.99
UG (adjacent pts):	1.28	1.52
CU:	0.78	
No. of Points:	25	100
LUMINAIRE INFORMATION		
Applied Circuits:	A	
No. of Luminaires:	40	
Total Load:	47.24 kW	

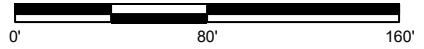
Guaranteed Performance: The ILLUMINATION described above is guaranteed per your Musco Warranty document and includes a 0.95 dirt depreciation factor.

Field Measurements: Individual field measurements may vary from computer-calculated predictions and should be taken in accordance with IESNA RP-6-15.

Electrical System Requirements: Refer to Amperage Draw Chart and/or the "Musco Control System Summary" for electrical sizing.

Installation Requirements: Results assume ± 3% nominal voltage at line side of the driver and structures located within 3 feet (1m) of design locations.

SCALE IN FEET 1 : 80



Pole location(s) ⊕ dimensions are relative to 0,0 reference point(s) ⊗

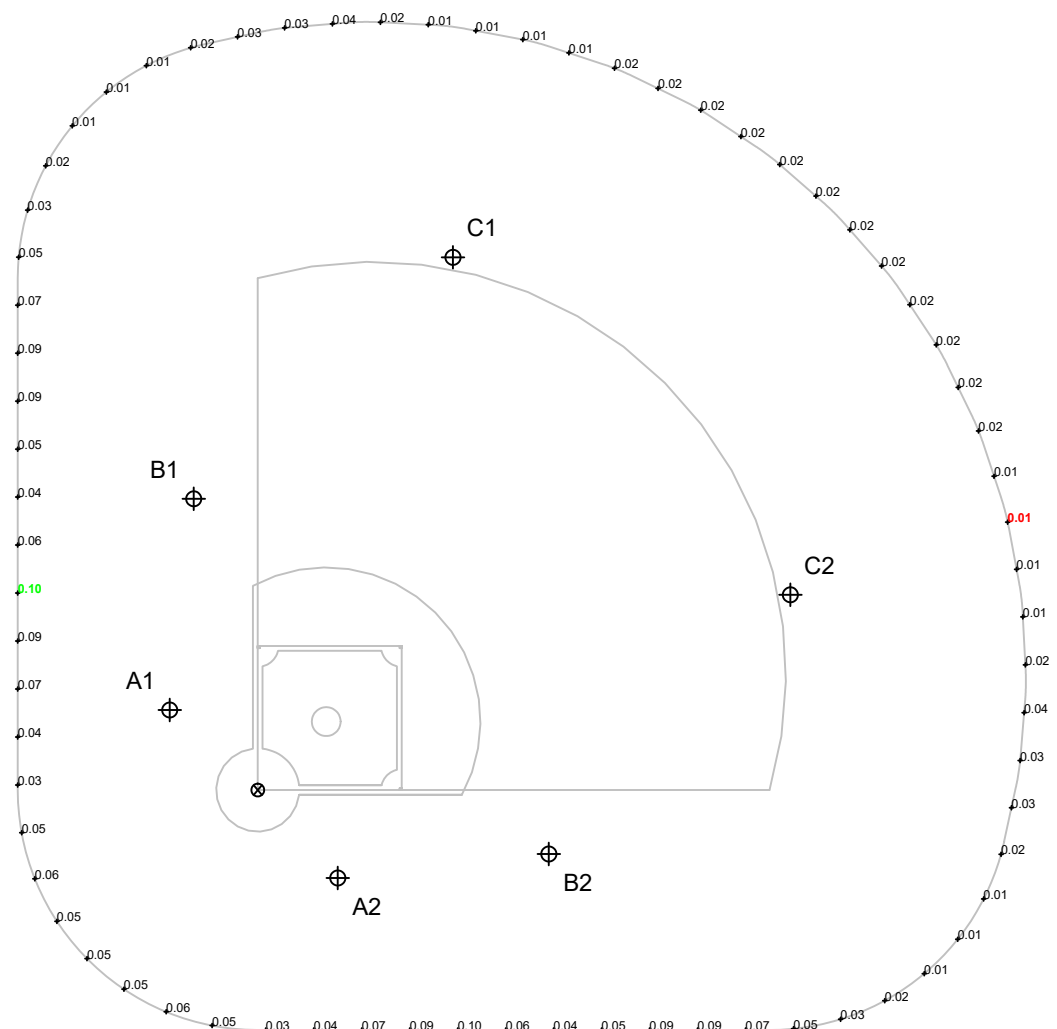


We Make It Happen.

Not to be reproduced in whole or part without the written consent of Musco Sports Lighting, LLC. ©1981, 2021 Musco Sports Lighting, LLC.

EQUIPMENT LIST FOR AREAS SHOWN

Pole				Luminaires				
QTY	LOCATION	SIZE	GRADE ELEVATION	MOUNTING HEIGHT	LUMINAIRE TYPE	QTY / POLE	THIS GRID	OTHER GRIDS
2	A1-A2	70'	-	15.5'	TLC-BT-575	1	1	0
				70'	TLC-LED-1200	4	4	0
2	B1-B2	80'	-	80'	TLC-LED-1200	1	1	0
				15.5'	TLC-BT-575	1	1	0
				80'	TLC-LED-1500	6	6	0
2	C1-C2	70'	-	70'	TLC-LED-1200	1	1	0
				15.5'	TLC-BT-575	2	2	0
				70'	TLC-LED-1500	4	4	0
6	TOTALS					40	40	0



GRID SUMMARY	
Name:	150' Spill
Spacing:	30.0'
Height:	3.0' above grade

ILLUMINATION SUMMARY	
HORIZONTAL FOOTCANDLES	
Scan Average:	Entire Grid 0.0378
Maximum:	0.10
Minimum:	0.01
No. of Points:	71
LUMINAIRE INFORMATION	
Applied Circuits:	A
No. of Luminaires:	40
Total Load:	47.24 kW

Guaranteed Performance: The ILLUMINATION described above is guaranteed per your Musco Warranty document.

Field Measurements: Individual field measurements may vary from computer-calculated predictions and should be taken in accordance with IESNA RP-6-15.

Electrical System Requirements: Refer to Amperage Draw Chart and/or the "Musco Control System Summary" for electrical sizing.

Installation Requirements: Results assume ± 3% nominal voltage at line side of the driver and structures located within 3 feet (1m) of design locations.



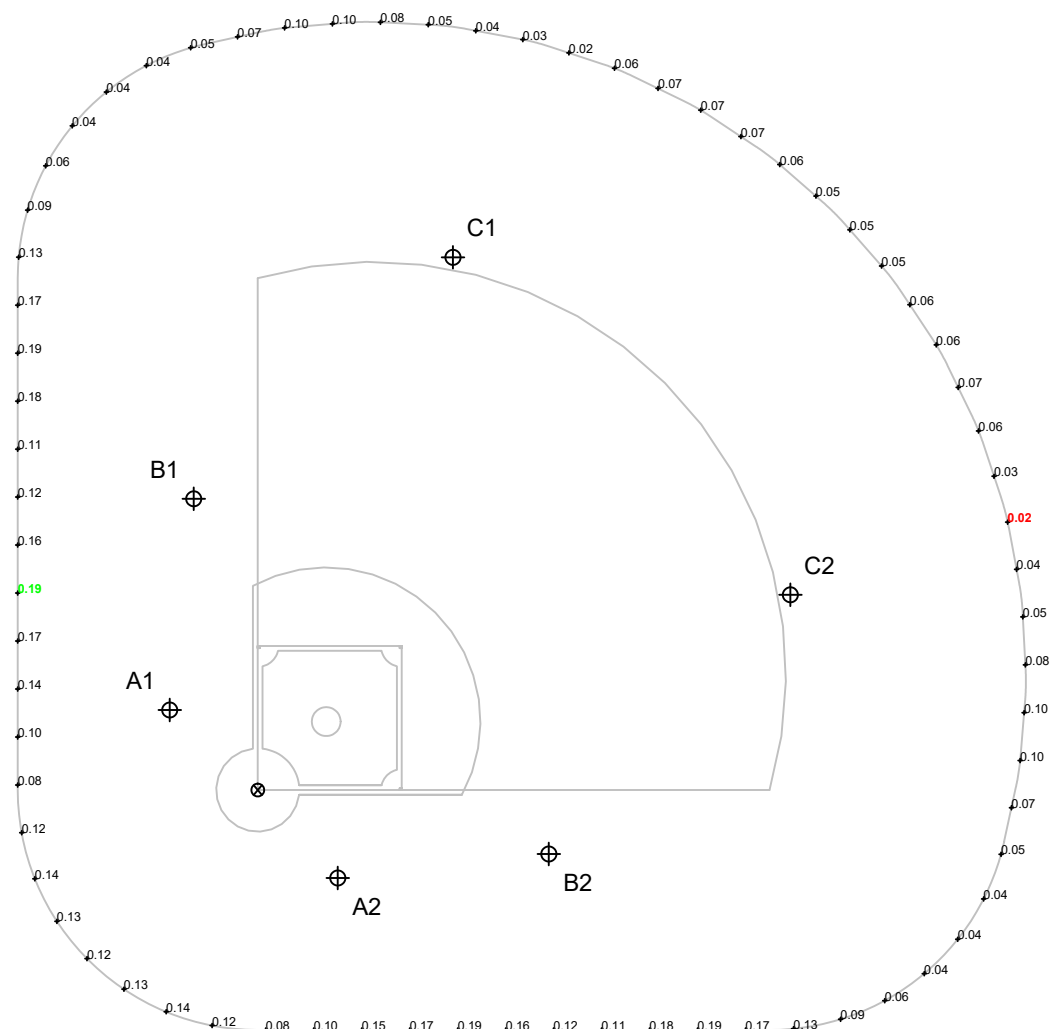
Not to be reproduced in whole or part without the written consent of Musco Sports Lighting, LLC. ©1981, 2021 Musco Sports Lighting, LLC.

EQUIPMENT LIST FOR AREAS SHOWN

Pole				Luminaires				
QTY	LOCATION	SIZE	GRADE ELEVATION	MOUNTING HEIGHT	LUMINAIRE TYPE	QTY / POLE	THIS GRID	OTHER GRIDS
2	A1-A2	70'	-	15.5'	TLC-BT-575	1	1	0
				70'	TLC-LED-1200	4	4	0
2	B1-B2	80'	-	80'	TLC-LED-1200	1	1	0
				15.5'	TLC-BT-575	1	1	0
				80'	TLC-LED-1500	6	6	0
2	C1-C2	70'	-	70'	TLC-LED-1200	1	1	0
				15.5'	TLC-BT-575	2	2	0
				70'	TLC-LED-1500	4	4	0
6	TOTALS					40	40	0

GRID SUMMARY	
Name:	150' Spill
Spacing:	30.0'
Height:	3.0' above grade

ILLUMINATION SUMMARY	
MAX VERTICAL FOOTCANDLES	
Scan Average:	Entire Grid 0.0951
Maximum:	0.19
Minimum:	0.02
No. of Points:	71
LUMINAIRE INFORMATION	
Applied Circuits:	A
No. of Luminaires:	40
Total Load:	47.24 kW



Guaranteed Performance: The ILLUMINATION described above is guaranteed per your Musco Warranty document.

Field Measurements: Individual field measurements may vary from computer-calculated predictions and should be taken in accordance with IESNA RP-6-15.

Electrical System Requirements: Refer to Amperage Draw Chart and/or the "Musco Control System Summary" for electrical sizing.

Installation Requirements: Results assume ± 3% nominal voltage at line side of the driver and structures located within 3 feet (1m) of design locations.



Not to be reproduced in whole or part without the written consent of Musco Sports Lighting, LLC. ©1981, 2021 Musco Sports Lighting, LLC.

EQUIPMENT LIST FOR AREAS SHOWN

Pole				Luminaires				
QTY	LOCATION	SIZE	GRADE ELEVATION	MOUNTING HEIGHT	LUMINAIRE TYPE	QTY / POLE	THIS GRID	OTHER GRIDS
2	A1-A2	70'	-	15.5'	TLC-BT-575	1	1	0
				70'	TLC-LED-1200	4	4	0
2	B1-B2	80'	-	80'	TLC-LED-1200	1	1	0
				15.5'	TLC-BT-575	1	1	0
				80'	TLC-LED-1500	6	6	0
2	C1-C2	70'	-	70'	TLC-LED-1200	1	1	0
				15.5'	TLC-BT-575	2	2	0
				70'	TLC-LED-1500	4	4	0
6	TOTALS					40	40	0

GRID SUMMARY

Name: 150' Spill (Cd)
 Spacing: 30.0'
 Height: 5.0' above grade

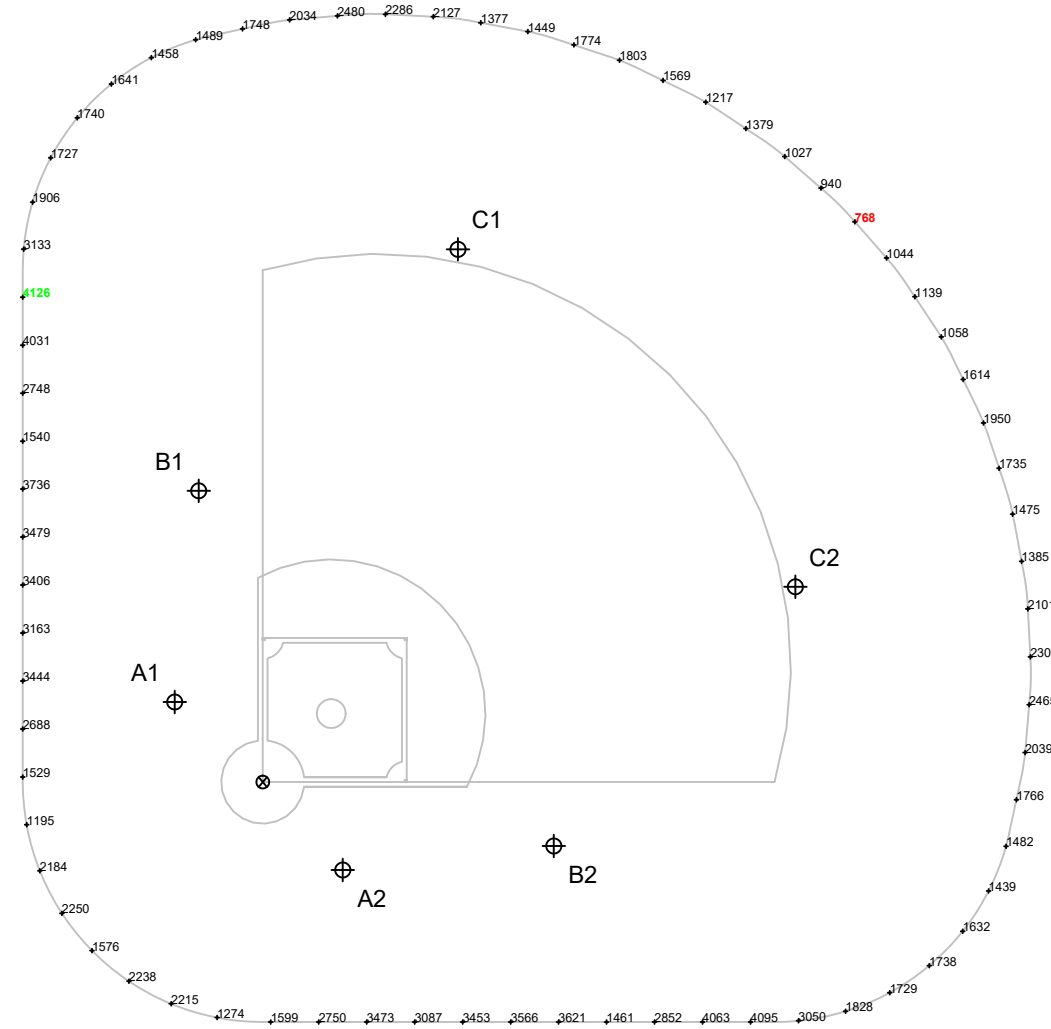
ILLUMINATION SUMMARY

CANDELA (PER FIXTURE)

Entire Grid
 Scan Average: 2153.4299
 Maximum: 4126.30
 Minimum: 767.65
 No. of Points: 71

LUMINAIRE INFORMATION

Applied Circuits: A
 No. of Luminaires: 40
 Total Load: 47.24 kW



Guaranteed Performance: The ILLUMINATION described above is guaranteed per your Musco Warranty document.

Field Measurements: Individual field measurements may vary from computer-calculated predictions and should be taken in accordance with IESNA RP-6-15.

Electrical System Requirements: Refer to Amperage Draw Chart and/or the "Musco Control System Summary" for electrical sizing.

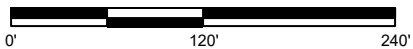
Installation Requirements: Results assume ± 3% nominal voltage at line side of the driver and structures located within 3 feet (1m) of design locations.



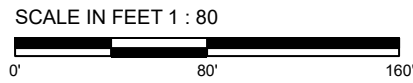
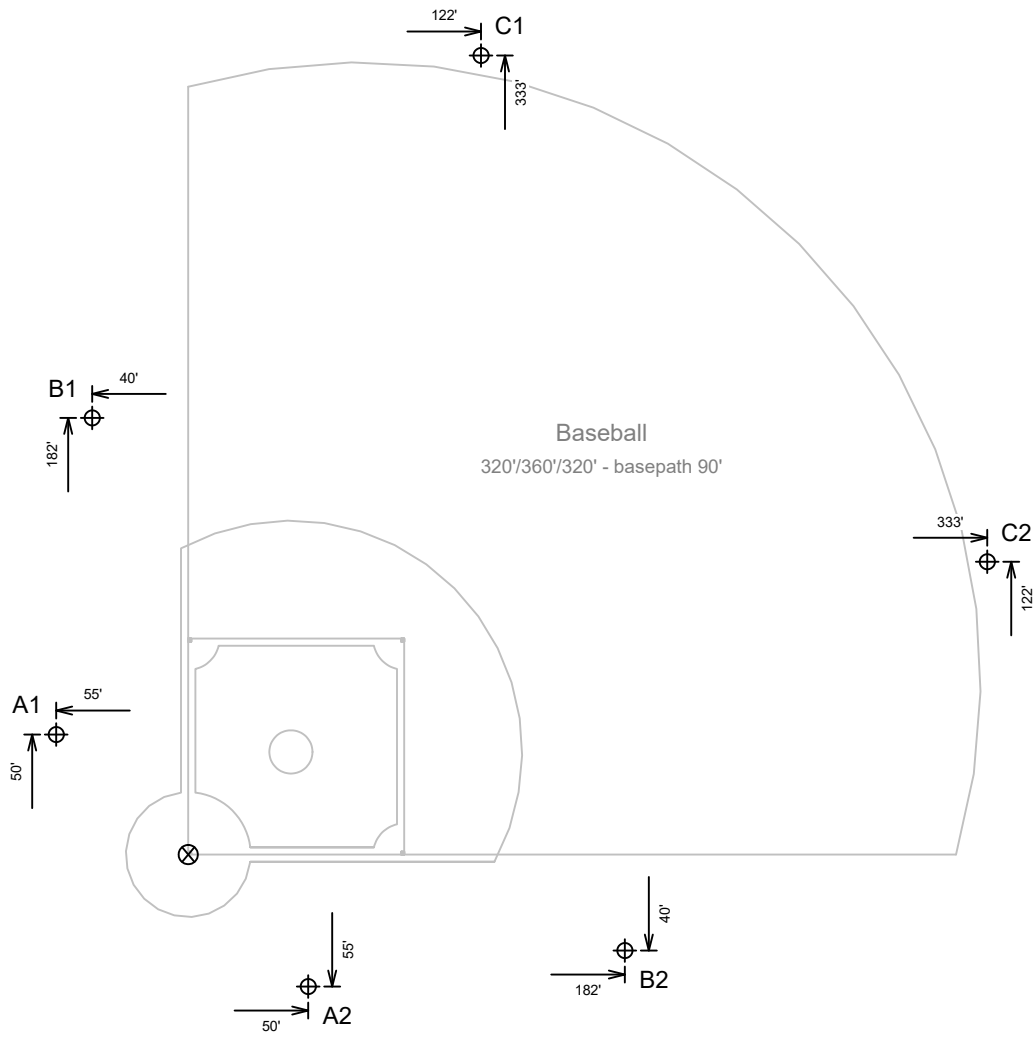
We Make It Happen.

Not to be reproduced in whole or part without the written consent of Musco Sports Lighting, LLC. ©1981, 2021 Musco Sports Lighting, LLC.

SCALE IN FEET 1 : 120



Pole location(s) ⊕ dimensions are relative to 0,0 reference point(s) ⊗



Pole location(s) ⊕ dimensions are relative to 0,0 reference point(s) ⊗

EQUIPMENT LAYOUT

INCLUDES:
 · Baseball

Electrical System Requirements: Refer to Amperage Draw Chart and/or the "Musco Control System Summary" for electrical sizing.

Installation Requirements: Results assume ± 3% nominal voltage at line side of the driver and structures located within 3 feet (1m) of design locations.

EQUIPMENT LIST FOR AREAS SHOWN

QTY	LOCATION	Pole		Luminaires		QTY / POLE
		SIZE	GRADE ELEVATION	MOUNTING HEIGHT	LUMINAIRE TYPE	
2	A1-A2	70'	-	15.5'	TLC-BT-575	1
				70'	TLC-LED-1200	4
2	B1-B2	80'	-	80'	TLC-LED-1200	1
				15.5'	TLC-BT-575	1
				80'	TLC-LED-1500	6
2	C1-C2	70'	-	70'	TLC-LED-1200	1
				15.5'	TLC-BT-575	2
				70'	TLC-LED-1500	4
				70'	TLC-LED-1500	4
6	TOTALS					40

SINGLE LUMINAIRE AMPERAGE DRAW CHART

Ballast Specifications (.90 min power factor)	Line Amperage Per Luminaire (max draw)						
	208 (60)	220 (60)	240 (60)	277 (60)	347 (60)	380 (60)	480 (60)
Single Phase Voltage	208 (60)	220 (60)	240 (60)	277 (60)	347 (60)	380 (60)	480 (60)
TLC-LED-1500	8.5	8.1	7.4	6.4	5.1	4.7	3.7
TLC-LED-1200	7.0	6.6	6.1	5.2	4.2	4.0	3.0
TLC-BT-575	3.4	3.2	2.9	2.5	2.0	1.8	1.5



We Make It Happen.

Not to be reproduced in whole or part without the written consent of Musco Sports Lighting, LLC. ©1981, 2021 Musco Sports Lighting, LLC.

Financial Data	
Income	3,091,734.80
Expenditures	3,187,363.80
Net	-95,628.28
Carry Over	27,000
Fed Funds Reimbursement	80,000
Insurance Reimbursement	100,000
Lori King Salary Savings	10,000
Brett Holmes Savings	15,000
Connie Lowe Savings	15,000
Electric Bill	30,000
Total	277,000
?	-95,628.28
?	181,371.72
?	.
?	.
?	.



OKLAHOMA PUBLIC SCHOOL INVESTMENT INTERLOCAL

2801 North Lincoln Boulevard, Suite 125 • Oklahoma City, OK 73105
(405) 528-3571 • (405) 528-5695 (FAX) • www.olaponline.org

November 10, 2022

To: Superintendents of Districts Belonging to the Oklahoma Public School Investment Interlocal [Oklahoma Liquid Asset Pool (OLAP)]

From: Don Ford, Board President

Re: Board of Directors' Nominee

The sponsoring organizations are recommending the following nominees to be presented to the boards of member districts. The nominees and the organizations recommending those nominees are as follows:

- Position No. 6: Channa Byerly, Superintendent of Duncan Public Schools (CCOSA)
- Position No. 7: Howard Hampton, Superintendent of Bishop Public Schools (OASBO)
- Position No. 8: Matt Holder, Superintendent of Sulphur Public Schools (OROS)
- Position No. 14: Rick Gowin, Board Member of North Rock Creek Public Schools (OSSBA)

Agenda item should read as follows:

Consideration and vote to elect or not to elect the following as new members of the board of directors of the Oklahoma Public School Investment Interlocal Cooperative (55K001):

Yes ___ No ___ Position No. 6: Channa Byerly (CCOSA), Superintendent of Duncan Public Schools, to a 2023-2026 term.

Yes ___ No ___ Position No. 7: Howard Hampton (OASBO), Superintendent of Bishop Public Schools, to a 2023-2026 term.

Yes ___ No ___ Position No. 8: Matt Holder (OROS), Superintendent of Sulphur Public Schools, to a 2023-2026 term.

Yes ___ No ___ Position No. 14: Rick Gowin (OSSBA), Board Member of North Rock Creek Public Schools, to a 2022-2026 term.

School District: _____

Board Clerk: _____

Please include this item on your November/December board agenda and notify the Oklahoma Public School Investment Interlocal of the action of your board, by returning the above ballot **via facsimile to Mong Chia, Board Clerk, at 405-528-5695 or email to mong@ossba.org by Friday, December 30, 2022.** Should you have any questions, feel free to contact me or Mong Chia at 405-528-3571. Your prompt reply is needed in order to begin the new term of the newly elected board members for the 2023 calendar year (January 1-December 31). Thank you for your cooperation.