

September Board Meeting
Monday, September 11, 2023 The Regular
Board Meeting Will Begin Immediately
Following the Tax Request Hearing

Kenesaw Public School Library
110 N Fifth Avenue
Kenesaw, NE 68956-1563

Agenda

1. Opening the Meeting
 - 1.A. Call to Order
 - 1.B. Nebraska Open Meetings Law
 - 1.C. Publication of Meeting
 - 1.D. Roll Call
2. Welcome Visitors and Public Comment
3. Reports
 - 3.A. Comments from Principal Webben
 - 3.B. Comments from Principal LeClaire
 - 3.C. Comments from Superintendent Masters
 - 3.D. Board Committees
4. Consent Agenda
 - 4.A. Approve Minutes from August Regular Board Meeting
 - 4.B. Approval of September Treasurer's Report
 - 4.C. Approval of September Claims - Payroll: \$324,572.81 Claims \$185,545.00
 - 4.D. Approve the Renewal of PowerSchool Student Information System for 2023-2024 in the Amount of \$5,559.44.
5. Action Items
 - 5.A. Approval of the 2023-2024 Kenesaw Public Schools Budgets - General Fund - \$5,964,500.00, Depreciation Fund - \$650,000.00, Activity Fund - \$400,000.00, School Nutrition/Lunch Fund - \$350,000.00, Bond Fund - \$400,000.00, Special Building Fund - \$1,050,000.00. Total of All Funds - \$8,814,500.00.
 - 5.B. Approval of the 2023-2024 Kenesaw Public Schools Final Tax Request - General Fund \$3,762,404.00 & Tax Rate of 0.743776, Bond Fund - \$353,535.00 & Tax Rate of 0.069889, Special Building Fund \$404,040.00 & Tax Rate of 0.079873, and Total Tax Request for all Taxing Funds of \$4,519,979.00 & Tax Rate of 0.893538
 - 5.C. Approve the Transfer of \$25,000 from the General Fund to the Activity Fund
 - 5.D. Review, Update, and Approve the Kenesaw Public Schools District Goals for the 2023-2024 School Year.
 - 5.E. Approve School Insurance Through ALICAP for the 23-24 School Year in the Amount of \$79,108.
 - 5.F. Discuss, Review, and Approve Plan for District Staff Development
6. Discussion Items
 - 6.A. Review of Board Policies 2400 to 2440 and 3010 to 3200
 - 6.B. Discuss Possible Building Project - Conversion of Bus Barn to Industrial Technology Classrooms - Consider Wrestling Space and Weight Room Space
 - 6.C. Review School Improvement Plan
 - 6.D. Staffing Update and Discussion

7. October Master Board Calendar Items
 - 7.A. Reminder - Begin Negotiations by November 1
 - 7.B. Review Safety Plan
 - 7.C. Review Board Policies 3210 thru 3580
8. Executive Session
9. Adjourn
10. Next Regular Meeting - Wednesday, October 11th at 7:00pm Financial review with Kay Sidders, Troy Legg, Tonya Hansen at 6:30pm.
11. Review of Staff for the 2023-2024 School Year



**Principal's Monthly Report for School Board
Elementary Principal - Don Webben
September 11, 2023**

Updates & Upcoming Events

Kenesaw P.R.I.D.E initiative has been started and we've drawn winners for 2 weeks now. We have handed out over 175 positive referral tickets to K-6 students in the 2 weeks which is pretty awesome but we need to keep up on that. I will be checking in with teachers later this week on how they feel it is going.

Testing and support

3-6 NSCAS testing began last week. We have tested Math so far and ELA will be Tuesday and Wednesday of this week. We should be able to access results by the end of the week. Administrative team did meet with Katie Soto from ESU9 this morning (9/11) via zoom to talk about PD with helping teachers interpret testing results. She will be in on October 4th to meet with content teachers to discuss how we can interpret the data and use the results to guide instruction.



Principal's Monthly Report for School Board

Secondary Principal - Nicole J. LeClaire

September 11, 2023

Social Events & Celebrations

Homecoming was a success. The week was chock full of activity and fun and although the start to school and addition of HoCo earlier than usual made for a busy couple of weeks, most students and staff agreed they liked it earlier rather than later.

NSCAS Growth

7 - 10 Grade are scheduled to take the NSCAS Growth Fall test on Wednesday, September 20th & Wednesday, September 27th.

The Fall & Winter NSCAS Growth tests are optional tests.

7th & 8th grade students will take the state assessment (NSCAS) in April.

10th Grade students will take the PRE-ACT beginning this Spring. 11th Grade students will take the ACT in the Spring.

*The question of optional testing was brought up at our last PLC meeting; specifically, whether 10th grade students should take the NSCAS Growth optional tests if we are beginning PRE-ACT testing this year (which is deemed to be a better indicator for success on the ACT test during the 11th grade year). Teacher Proposal:

| Test | 7th | 8th | 9th | 10th | 11th | 12th |
|------------------------|-------|-------|-------|-------|-------|-------|
| FALL NSCAS Growth | X | X | X | ----- | ----- | ----- |
| WINTER NSCAS Growth | ----- | ----- | ----- | ----- | ----- | ----- |
| SPRING NSCAS Growth | ----- | ----- | X | ----- | ----- | ----- |
| NSCAS (State Mandated) | X | X | ----- | ----- | ----- | ----- |
| PRE-ACT | ----- | ----- | ----- | X | ----- | ----- |
| ACT | ----- | ----- | ----- | ----- | X | ----- |

Interpreting Scores

Superintendent's Comments - September 2023

NASB Area Membership Meeting -

The NASB Area Membership Meeting will be held in Kearney on Wednesday, September 13th. Registration is at 4:30pm with the Opening Session beginning at 5:00pm. Anyone that is attending is welcome to ride to Kearney with me. I have scheduled the truck for this time. We will plan on leaving around 4:00pm

ESSER II & ESSER III Reimbursements -

We submitted the ESSER II Reimbursement and received payment for \$119, 443. This money was allocated over three school years - 20-21, 21-22, and 22-23. This completes all monies for ESSER II. We will be working on the ESSER III reimbursement for 22-23 which should be around \$70,500. This will be accomplished over the next couple of weeks.

REAP 22-23 & 23-24 -

We have about \$2,900 of the 22-23 REAP (\$23,329) funds yet to allocate. This must be done by September 30th. We are looking at purchasing an interactive TV for our teachers to use in the classroom. Many schools have been using this technology in the classroom. We also received the 23-24 REAP grant for \$29,903 and have yet to allocate any of these funds.

Board of Education Lunch - September 21st -

Jennifer Jacobitz asked me to invite the board to lunch on September 21st. She is using the roasts to make beef and noodles. Jennifer has also had an excellent salad bar each day for the kids. We can also review some of the changes that she has made and the organization of the kitchen and pantry.

Milk Cooler -

The milk cooler had an electrical component that burnt up. We are not sure if this was due to the many power outages/surges that we have been experiencing or not. We were not sure if a replacement part was available due to the age of the cooler. They were able to find one part and much searching. I will have Garrett see if he can replace the part which cost about \$100. They charge \$110 per hour and it is not worth having the technicians come out to fix the cooler. Hiland Dairy will supply us with a cooler as long as we purchase milk from them. We will keep our old cooler as a backup in case it is ever needed.

Joel Witt - Christ Lutheran Juniata Principal -

I will be meeting with Mr. Witt this week and giving him a tour of our facility. I am looking forward to meeting him.

Written Approval for Assistant Junior High Cross Country Coach & Assistant Junior High Volleyball Coach -

I have prepared the written approval for both the assistant JH CC coach and the assistant JH VB coach. There are currently five junior high cross country runners participating in this activity along with high school participants. The number of participants requires two vehicles to transport the students to the meets. Mr. Kroos is supporting Mr. Morgan as the assistant at the junior high level. We have 18 junior high volleyball players participating. Mrs. Bright will be supporting Mrs. Lay with the junior high program.

Tax Authority Request Resolution -

The following areas schools passed a Tax Authority Request Resolution:

Adams Central - 6.0%, Aurora - 6.0%, Blue Hill - 7.0%, Doniphan-Trumbull - 7.0%, Giltner - 7.0%, Hampton - 7.0%, Harvard - 7.0%, Hastings - 5.0%, Red Cloud - 7.0%, Silver Lake - 7.0%, SCNU#5 - 6.0%, and Superior - 7.0%. Kenesaw also passed a resolution for 7.0%.

Hamburger Cookout Dates -

I have worked with Jennifer Jacobitz, Jon Denkert, and Randy Simmons to schedule some dates to have hamburger cookouts for our students. Jon and Randy will work with Jennifer to organize the hamburger feeds. Some of these may be held outside, weather permitting, while others may be served in the cafeteria. Jon and Randy will solicit the help of other area businesses to help serve the kids. Dates are as follows: October 11th, November 15th, January 17th, March 13th, April 17th.

Jennifer would also like to have a meal for the faculty and board members in December. I will finalize a date for this event and will communicate it to everyone!

Commissioner of Education - Brian Maher & Nebraska Governor - Jim Pillen Zoom Presentation -

Governor Pillen and Commissioner Maher addressed all superintendents during a Zoom presentation on Friday, September 1st. The purpose of this meeting was to visit with superintendents about being fiscally responsible with our tax requests for 23-24. With the addition of the Foundation Aid and increase to special education, the governor would like to see districts reduce their tax request and give a break to taxpayers.

Upcoming Events -

NASB Areas Membership Meetings - September 13, 2023

2023 School Law Update - September 20, 2023 (Holiday Inn - Kearney)

Educators Academy for Legislative Advocacy - September 27-28, 2023

2023 State Education Conference - "Learners Leading Learners" - November 15-17 - Omaha CHI Center

NCSA Free Webinar Series with Perry Law Firm -

October 11th, 2023 - 10am

January 17th, 2024 - 10am

April 10, 2024 - 10am

May 15, 2024 - 10 am

Reminder

6:00 pm - Financial Statement Review - September Board Meeting - Uden, Kimle, Schneider

6:30 pm - Budget Hearing (September 11th)

Following Budget Hearing will be the **Tax Request Hearing** (September 11th)

Following the Tax Request Hearing will be the **September 11, 2023 Regular Board Meeting**

Next Board Meeting - October Regular Board Meeting - Wednesday, October 11, 2023 - 7 pm

Financial Statement Review - 6:30 pm - Legg, Sidders, Hansen

Aug-23

Vehicle Service/Repair
Service /
Repair Other Total

Vehicle Explanation
ALL

**Wash buses and supplies

Fleet Pride / Coach
Masters/Cummins

| | | | |
|--------------|--------------------|------------------|-------------|
| 2011 | BRAKES / INSPECTIN | 3,302.02 | FLEET PRIDE |
| 2012 | CPI 4 TIRES REPAIR | 310.80 | CPI |
| 2021 | INSPECTION | 350.00 | FLEET PRIDE |
| 2012 | | | |
| Total | | 0.00 3,962.82 | |

Motor/CPI/NAPA/Coach
Masters

| | | | |
|---------------|--|------------------|--|
| MICRO 2012 | | | |
| MINOTOUR 2018 | | | |
| VAN | | | |
| Pickup | | | |
| Excursion | | | |
| Total | | 0.00 0.00 | |
| | | 0.00 3,962.82 | |
| | | 0.00 3,962.82 | |

FUND ACCOUNT TOTALS

| | |
|------------------|--------------|
| HOT LUNCH | \$ 9,242.46 |
| DEPRECIATION | |
| ACTIVITIES | \$ 18,760.26 |
| BOND | \$ - |
| SPECIAL BUILDING | \$ - |
| | \$ 28,002.72 |

AUGUST 2023 PAYROLL

\$ 324,572.81

AUGUST 2023 GF Claims

\$ 185,545.00

Total AUGUST 2023 Payments GF

\$ 510,117.81

\$ 538,120.53

MONTHLY EXPENSE SPREADSHEET 2023-2024

| MONTH YEAR | GEN. FUND ACCT. PAY. | GEN. FUND PAYROLL | TOTAL General Fund A/P & PAYROLL | HOT LUNCH ACCT. PAY. | HOT LUNCH PAYROLL | TOTAL HOT LUNCH A/P & PAYROLL |
|---------------|-------------------------|-------------------|--|-------------------------|----------------------|-------------------------------------|
| SEPT. 2023 | | 160,178.45 | | | 842.37 | |
| | 185,545.00 | 164,394.36 | 510,117.81 | 9,242.46 | 788.67 | 10,873.50 |
| | | 324,572.81 | | | 1,631.04 | |
| OCT. 2023 | | | 0.00 | | | 0.00 |
| | | 0.00 | | | 0.00 | |
| NOV. 2023 | | | 0.00 | | | 0.00 |
| | | 0.00 | | | 0.00 | |
| DEC. 2023 | | | 0.00 | | | 0.00 |
| | | 0.00 | | | 0.00 | |
| JAN. 2024 | | | 0.00 | | | 0.00 |
| | | 0.00 | | | 0.00 | |
| FEB. 2024 | | | 0.00 | | | 0.00 |
| | | 0.00 | | | 0.00 | |
| MAR. 2024 | | | 0.00 | | | 0.00 |
| | | 0.00 | | | 0.00 | |
| April-24 | | | 0.00 | | | 0.00 |
| | | 0.00 | | | 0.00 | |
| May-24 | | | 0.00 | | | 0.00 |
| | | 0.00 | | | 0.00 | |
| June-24 | | | 0.00 | | | 0.00 |
| | | 0.00 | | | 0.00 | |
| July-24 | | | 0.00 | | | 0.00 |
| | | 0.00 | | | 0.00 | |
| AUG. 2024 | | | 0.00 | | | 0.00 |
| | | 0.00 | | | 0.00 | |
| AUG. 2024 | | | | | | |

185,545.00

324,572.81

510,117.81

9,242.46

1,631.04

10,873.50

510,117.81

10,873.50

Fund Number 01 GENERAL FUND

8 Revenue

9 Expenditure

01 GENERAL FUND

Fund Number 02 DEPRECIATION

8 Revenue

9 Expenditure

02 DEPRECIATION

Fund Number 05 ACTIVITY FUND

8 Revenue

9 Expenditure

05 ACTIVITY FUND

Fund Number 06 NUTRITION FUND

8 Revenue

9 Expenditure

06 NUTRITION FUND

Fund Number 07 BOND FUND

8 Revenue

9 Expenditure

07 BOND FUND

Fund Number 08 SPECIAL BUILDING

8 Revenue

9 Expenditure

08 SPECIAL BUILDING

Grand Total:

Revenue/Expenditure Summary Report with Profit and Loss

| | Budget | Month to Date | Year to Date | Budget Balance |
|--------------|--------------|---------------|--------------|----------------|
| 4,974,367.00 | 43,727.13 | 4,870,152.50 | 104,214.50 | |
| 4,953,335.00 | 604,088.31 | 4,859,950.08 | 93,384.92 | |
| 21,032.00 | (560,361.18) | 10,202.42 | | |
| 0.00 | 250,991.50 | 258,445.35 | (258,445.35) | |
| 0.00 | 39,413.71 | 206,990.01 | (206,990.01) | |
| 0.00 | 211,577.79 | 51,455.34 | | |
| 0.00 | 21,183.12 | 280,870.15 | (280,870.15) | |
| 0.00 | 23,645.95 | 271,929.11 | (271,929.11) | |
| 0.00 | (2,462.83) | 8,941.04 | | |
| 238,250.00 | 13,790.78 | 245,280.41 | (7,030.41) | |
| 235,000.00 | 1,675.63 | 230,364.99 | 4,645.01 | |
| 3,250.00 | 12,115.15 | 14,925.42 | | |
| 0.00 | 2,634.74 | 334,831.65 | (334,831.65) | |
| 0.00 | 0.00 | 328,437.50 | (328,437.50) | |
| 0.00 | 2,634.74 | 6,394.15 | | |
| 0.00 | 2,833.10 | 286,327.34 | (286,327.34) | |
| 0.00 | 0.00 | 76,128.66 | (76,128.66) | |
| 0.00 | 2,833.10 | 210,198.68 | | |
| 24,282.00 | (333,663.23) | 302,117.05 | | |

| Account Number | Description | Revised Budget | During Month | To Date | % of Budget | Budget Balance |
|-----------------------------------|--|----------------|--------------|--------------|-------------|----------------|
| 01 1100 | LOCAL DISTRICT TAXES | 3,440,000.00 | 24,077.38 | 3,365,434.60 | 97.83 | 74,565.40 |
| 01 1115 | CARLINE TAX | 12,000.00 | 0.00 | 9,209.03 | 76.74 | 2,790.97 |
| 01 1120 | PUBLIC POWER DISTRICT TAX | 21,500.00 | 0.00 | 2,153.95 | 10.02 | 19,346.05 |
| 01 1125 | MOTOR VEHICLE TAXES | 150,000.00 | 12,116.37 | 176,040.81 | 117.36 | (26,040.81) |
| 01 1140 | PENALTIES & INTEREST ON TAXES | 0.00 | 0.00 | 3,012.12 | 0.00 | (3,012.12) |
| 01 1190 | STATE EARLY CHILDHOOD GRANT | 51,942.00 | 0.00 | 0.00 | 0.00 | 51,942.00 |
| 01 1311 | TUITION-INDIVIDUAL (REG EDUC) | 0.00 | 0.00 | 300.00 | 0.00 | (300.00) |
| 01 1370 | PRESCHOOL TUITION AND FEES | 1,350.00 | 0.00 | 200.00 | 14.81 | 1,150.00 |
| 01 1510 | INTEREST ON INVESTMENTS | 10,700.00 | 2,988.53 | 28,152.82 | 263.11 | (17,452.82) |
| 01 1911 | LOCAL LICENSE FEES | 2,200.00 | 0.00 | 0.00 | 0.00 | 2,200.00 |
| 01 1925 | CATEGORICAL GRANTS FROM CORPORATIONS & O | 0.00 | 0.00 | 5,000.00 | 0.00 | (5,000.00) |
| 01 1990 | OTHER LOCAL RECEIPTS | 0.00 | 0.00 | 452.29 | 0.00 | (452.29) |
| Subtotal: LOCAL RECIEPTS | | 3,689,692.00 | 39,182.28 | 3,589,955.62 | 97.30 | 99,736.38 |
| 01 2110 | COUNTY FINES & LICENSES | 12,725.00 | 1,406.72 | 15,325.12 | 120.43 | (2,600.12) |
| 01 2210 | ESU ED SERVICE UNIT RECEIPTS | 500.00 | 0.00 | 0.00 | 0.00 | 500.00 |
| Subtotal: COUNTY AND ESU RECEIPTS | | 13,225.00 | 1,406.72 | 15,325.12 | 115.88 | (2,100.12) |
| 01 3110 | STATE AID | 291,462.00 | 0.00 | 291,462.00 | 100.00 | 0.00 |
| 01 3120 | SPED PROGRAM (SCHOOL AGE) | 190,000.00 | 0.00 | 137,975.00 | 72.62 | 52,025.00 |
| 01 3130 | HOMESTEAD EXEMPTION | 30,000.00 | 603.02 | 27,471.56 | 91.57 | 2,528.44 |
| 01 3131 | PROPERTY TAX CREDIT | 265,000.00 | 0.00 | 274,017.39 | 103.40 | (9,017.39) |
| 01 3132 | Personal Property Tax Credit | 0.00 | 0.00 | 0.00 | 0.00 | 0.00 |
| 01 3180 | PRO RATE MOTOR VEHICLES | 9,500.00 | 202.70 | 5,150.11 | 54.21 | 4,349.89 |
| 01 3400 | STATE APPORTIONMENT | 32,000.00 | 0.00 | 45,966.47 | 143.65 | (13,966.47) |
| 01 3540 | STATE EARLY CHILDHOOD | 0.00 | 0.00 | 58,628.00 | 0.00 | (58,628.00) |
| 01 3599 | State Other Programs | 0.00 | 0.00 | 26,064.10 | 0.00 | (26,064.10) |
| Subtotal: STATE RECEIPTS | | 817,962.00 | 805.72 | 866,734.63 | 105.96 | (48,772.63) |
| 01 4310 | REAP | 23,329.00 | 0.00 | 21,738.00 | 93.18 | 1,591.00 |
| 01 4505 | TITLE I | 34,993.00 | 2,227.18 | 37,782.18 | 107.97 | (2,789.18) |
| 01 4511 | Title IV | 10,000.00 | 0.00 | 0.00 | 0.00 | 10,000.00 |
| 01 4516 | IDEA BELOW AGE 5 | 2,114.00 | 0.00 | 2,010.00 | 95.08 | 104.00 |
| 01 4518 | IDEA SPED GMS 6408/4518 | 45,000.00 | 0.00 | 69,743.00 | 154.98 | (24,743.00) |
| 01 4521 | IDEA PART B Proportionate Share | 1,946.00 | 0.00 | 1,464.00 | 75.23 | 482.00 |
| 01 4530 | OTHER FEDERAL CATEGORICAL RECEIPTS | 0.00 | 0.00 | 44,887.50 | 0.00 | (44,887.50) |
| 01 4708 | MEDICAID PUBLIC SCHOOLS (MIPS) | 0.00 | 0.00 | 313.29 | 0.00 | (313.29) |
| 01 4709 | Medicaid Administrative Coding MAC / MAP | 1,000.00 | 0.00 | 2,548.94 | 254.89 | (1,548.94) |
| 01 4969 | TITLE IV (GMS) | 10,000.00 | 0.00 | 14,286.00 | 142.86 | (4,286.00) |
| 01 4996 | ESSERS I | 0.00 | 0.00 | 30,999.00 | 0.00 | (30,999.00) |
| 01 4997 | ESSERS II | 119,943.00 | 0.00 | 0.00 | 0.00 | 119,943.00 |
| 01 4998 | ESSERS III | 199,163.00 | 0.00 | 128,487.00 | 64.51 | 70,676.00 |
| Subtotal: FEDERAL RECEIPTS | | 447,488.00 | 2,227.18 | 354,258.91 | 79.17 | 93,229.09 |
| 01 5690 | OTHER NON-REVENUE RECEIPT | 6,000.00 | 105.23 | 43,878.22 | 731.30 | (37,878.22) |
| Subtotal: NON-REVENUE RECEIPTS | | 6,000.00 | 105.23 | 43,878.22 | 731.30 | (37,878.22) |
| Fund Total: | | 4,974,367.00 | 43,727.13 | 4,870,152.50 | 97.90 | 104,214.50 |

| <u>Account Number</u> | <u>Description</u> | <u>Revised Budget</u> | <u>During Month</u> | <u>To Date</u> | <u>% of Budget</u> | <u>Budget Balance</u> |
|-----------------------|--------------------------------|-----------------------|---------------------|----------------|--------------------|-----------------------|
| 02 1510 | INTEREST ON INVESTMENTS | 0.00 | 991.50 | 8,445.35 | 0.00 | (8,445.35) |
| | Subtotal: LOCAL RECIEPTS | 0.00 | 991.50 | 8,445.35 | 0.00 | (8,445.35) |
| 02 5200 | TRANSFER FROM OTHER FUNDS | 0.00 | 250,000.00 | 250,000.00 | 0.00 | (250,000.00) |
| | Subtotal: NON-REVENUE RECEIPTS | 0.00 | 250,000.00 | 250,000.00 | 0.00 | (250,000.00) |
| | Fund Total: | 0.00 | 250,991.50 | 258,445.35 | 0.00 | (258,445.35) |

Fund: 05 ACTIVITY FUND

| <u>Account Number</u> | <u>Description</u> | <u>Revised Budget</u> | <u>During Month</u> | <u>To Date</u> | <u>% of Budget</u> | <u>Budget Balance</u> |
|--------------------------------|---------------------------------|-----------------------|---------------------|----------------|--------------------|-----------------------|
| 05 1710 0100 | ATHLETICS | 0.00 | 6,580.00 | 70,994.86 | 0.00 | (70,994.86) |
| 05 1710 0332 | FFA / AG | 0.00 | 0.00 | 16,361.51 | 0.00 | (16,361.51) |
| 05 1710 0500 | ANNUAL | 0.00 | 80.00 | 4,217.00 | 0.00 | (4,217.00) |
| 05 1710 0510 | K-CLUB | 0.00 | 0.00 | 1,409.60 | 0.00 | (1,409.60) |
| 05 1710 0520 | NATIONAL HONOR SOCIETY | 0.00 | 0.00 | 2,691.75 | 0.00 | (2,691.75) |
| 05 1710 0530 | STUDENT COUNCIL | 0.00 | 0.00 | 2,602.24 | 0.00 | (2,602.24) |
| 05 1710 1520 | LIBRARY | 0.00 | 0.00 | 3,895.70 | 0.00 | (3,895.70) |
| 05 1710 1530 | DANCE SQUAD | 0.00 | 0.00 | 671.45 | 0.00 | (671.45) |
| 05 1710 1535 | CHEERLEADER | 0.00 | 412.00 | 3,646.50 | 0.00 | (3,646.50) |
| 05 1710 2023 | CLASS OF 2023 | 0.00 | 0.00 | 300.00 | 0.00 | (300.00) |
| 05 1710 2024 | CLASS OF 2024 | 0.00 | 0.00 | 4,909.61 | 0.00 | (4,909.61) |
| 05 1710 2025 | CLASS OF 2025 | 0.00 | 0.00 | 1,181.00 | 0.00 | (1,181.00) |
| 05 1710 2026 | CLASS OF 2026 | 0.00 | 0.00 | 880.25 | 0.00 | (880.25) |
| 05 1710 2027 | CLASS OF 2027 | 0.00 | 0.00 | 1,350.00 | 0.00 | (1,350.00) |
| 05 1710 2028 | CLASS OF 2028 | 0.00 | 0.00 | 226.60 | 0.00 | (226.60) |
| 05 1710 2530 | FBLA | 0.00 | 0.00 | 2,244.30 | 0.00 | (2,244.30) |
| 05 1710 2662 | CONCESSIONS | 0.00 | 2,651.75 | 31,216.08 | 0.00 | (31,216.08) |
| 05 1710 2678 | COSTA RICA TRIP 2023 | 0.00 | 0.00 | 14,333.29 | 0.00 | (14,333.29) |
| 05 1710 3024 | PROJ. DC CLASS OF 2024 REVENUE | 0.00 | 0.00 | 1,063.00 | 0.00 | (1,063.00) |
| 05 1710 3030 | MISCELLANEOUS | 0.00 | 676.49 | 16,723.28 | 0.00 | (16,723.28) |
| 05 1710 3429 | EHA Wellness Committee | 0.00 | 0.00 | 5,330.00 | 0.00 | (5,330.00) |
| 05 1710 3668 | FOOTBALL FUNDRAISING | 0.00 | 6,026.50 | 13,135.50 | 0.00 | (13,135.50) |
| 05 1710 3669 | VOLLEYBALL | 0.00 | 986.00 | 1,160.00 | 0.00 | (1,160.00) |
| 05 1710 3670 | WRESTLING FUNDRAISING | 0.00 | 0.00 | 2,160.50 | 0.00 | (2,160.50) |
| 05 1710 4724 | CHROME BOOK ACCOUNT | 0.00 | 0.00 | 70.00 | 0.00 | (70.00) |
| 05 1710 7274 | SCRIP CARD | 0.00 | 1,456.68 | 37,736.29 | 0.00 | (37,736.29) |
| 05 1710 7545 | SKILLS USA | 0.00 | 0.00 | 7,271.10 | 0.00 | (7,271.10) |
| 05 1710 7867 | SCHOOL STORE PRE K - 6 | 0.00 | 0.00 | 370.39 | 0.00 | (370.39) |
| 05 1730 1535 | CHEER ORGINIZATION FEES | 0.00 | 1,278.70 | 1,278.70 | 0.00 | (1,278.70) |
| 05 1730 2025 | CLASS OF 2025 ORGINIZATION DUES | 0.00 | 430.00 | 430.00 | 0.00 | (430.00) |
| 05 1730 2028 | CLASS OF 2028 DUES | 0.00 | 580.00 | 580.00 | 0.00 | (580.00) |
| 05 1730 2662 | CONCESSIONS ORGINIZATION FEES | 0.00 | 25.00 | 25.00 | 0.00 | (25.00) |
| 05 1730 2782 | ART CLUB STUDENT FEES | 0.00 | 0.00 | 2,062.82 | 0.00 | (2,062.82) |
| 05 1730 3024 | PROJ. DC CLASS OF 2024 | 0.00 | 0.00 | 3,155.00 | 0.00 | (3,155.00) |
| 05 1920 3030 | MISC. CONTRIBUTIONS & DONATIONS | 0.00 | 0.00 | 186.83 | 0.00 | (186.83) |
| Subtotal: LOCAL RECIEPTS | | 0.00 | 21,183.12 | 255,870.15 | 0.00 | (255,870.15) |
| 05 5200 0100 | TRANSFERS FROM FUNDS (INCOMING) | 0.00 | 0.00 | 25,000.00 | 0.00 | (25,000.00) |
| Subtotal: NON-REVENUE RECEIPTS | | 0.00 | 0.00 | 25,000.00 | 0.00 | (25,000.00) |
| Fund Total: | | 0.00 | 21,183.12 | 280,870.15 | 0.00 | (280,870.15) |

| <u>Account Number</u> | <u>Description</u> | <u>Revised Budget</u> | <u>During Month</u> | <u>To Date</u> | <u>% of Budget</u> | <u>Budget Balance</u> |
|-----------------------|--|-----------------------|---------------------|----------------|--------------------|-----------------------|
| 06 1510 | OTHER INCOME | 0.00 | 26.38 | 381.45 | 0.00 | (381.45) |
| 06 1611 | STUDENT LUNCHES | 72,500.00 | 13,148.00 | 75,539.70 | 104.19 | (3,039.70) |
| 06 1612 | Daily Breakfast Sales | 7,000.00 | 0.00 | 0.00 | 0.00 | 7,000.00 |
| 06 1620 | ADULT LUNCHES | 7,500.00 | 586.40 | 6,090.55 | 81.21 | 1,409.45 |
| 06 1990 | MISCELLANEOUS LOCAL RECEIPTS | 0.00 | 30.00 | 30.00 | 0.00 | (30.00) |
| | Subtotal: LOCAL RECIEPTS | 87,000.00 | 13,790.78 | 82,041.70 | 94.30 | 4,958.30 |
| 06 3150 | LUNCH REIMB. FED/STATE | 108,000.00 | 0.00 | 805.75 | 0.75 | 107,194.25 |
| | Subtotal: STATE RECEIPTS | 108,000.00 | 0.00 | 805.75 | 0.75 | 107,194.25 |
| 06 4000 | STATE REIMBURSEMENT | 0.00 | 0.00 | 0.00 | 0.00 | 0.00 |
| 06 4210 | FEDERAL REIMBURSEMENT(OF NUTRIT PRGMS) | 7,000.00 | 0.00 | 98,730.46 | 1,410.44 | (91,730.46) |
| | Subtotal: FEDERAL RECEIPTS | 7,000.00 | 0.00 | 98,730.46 | 1,410.44 | (91,730.46) |
| 06 5690 | OTHER NON-REVENUE RECEIPTS | 1,250.00 | 0.00 | 48,702.50 | 3,896.20 | (47,452.50) |
| | Subtotal: NON-REVENUE RECEIPTS | 1,250.00 | 0.00 | 48,702.50 | 3,896.20 | (47,452.50) |
| 06 9001 | INTERFUND TRANSFER FROM | 35,000.00 | 0.00 | 0.00 | 0.00 | 35,000.00 |
| 06 9005 | INTERFUND LOAN FOM GF TO HL | 0.00 | 0.00 | 15,000.00 | 0.00 | (15,000.00) |
| | Subtotal: NON-PROGRAM RECEIPTS | 35,000.00 | 0.00 | 15,000.00 | 42.86 | 20,000.00 |
| | Fund Total: | 238,250.00 | 13,790.78 | 245,280.41 | 102.95 | (7,030.41) |

Fund: 07 BOND FUND

| <u>Account Number</u> | <u>Description</u> | <u>Revised Budget</u> | <u>During Month</u> | <u>To Date</u> | <u>% of Budget</u> | <u>Budget Balance</u> |
|--------------------------|-------------------------------|-----------------------|---------------------|----------------|--------------------|-----------------------|
| 07 1100 | LOCAL DISTRICT TAXES | 0.00 | 2,172.65 | 302,576.65 | 0.00 | (302,576.65) |
| 07 1115 | CARLINE TAXES | 0.00 | 0.00 | 829.33 | 0.00 | (829.33) |
| 07 1120 | PUBLIC POWER DIST SALES TAX | 0.00 | 0.00 | 194.19 | 0.00 | (194.19) |
| 07 1125 | MOTOR VEHICLE TAXES | 0.00 | 0.00 | 0.00 | 0.00 | 0.00 |
| 07 1140 | PENALTIES & INTEREST ON TAXES | 0.00 | 0.00 | 269.18 | 0.00 | (269.18) |
| 07 1510 | INTEREST ON INVESTMENTS | 0.00 | 389.38 | 2,851.29 | 0.00 | (2,851.29) |
| Subtotal: LOCAL RECIEPTS | | 0.00 | 2,562.03 | 306,720.64 | 0.00 | (306,720.64) |
| 07 3130 | HOMESTEAD EXEMPTION | 0.00 | 54.42 | 2,478.96 | 0.00 | (2,478.96) |
| 07 3131 | PROPERTY TAX CREDIT | 0.00 | 0.00 | 14,447.75 | 0.00 | (14,447.75) |
| 07 3132 | PERSONAL PROPERTY TAX CREDIT | 0.00 | 0.00 | 10,269.35 | 0.00 | (10,269.35) |
| 07 3180 | PRO RATE MOTOR VEHICLE | 0.00 | 18.29 | 914.95 | 0.00 | (914.95) |
| Subtotal: STATE RECEIPTS | | 0.00 | 72.71 | 28,111.01 | 0.00 | (28,111.01) |
| Fund Total: | | 0.00 | 2,634.74 | 334,831.65 | 0.00 | (334,831.65) |

Fund: 08 SPECIAL BUILDING

| <u>Account Number</u> | <u>Description</u> | <u>Revised Budget</u> | <u>During Month</u> | <u>To Date</u> | <u>% of Budget</u> | <u>Budget Balance</u> |
|-----------------------|-------------------------------|-----------------------|---------------------|----------------|--------------------|-----------------------|
| 08 1100 | LOCAL DISTRICT TAXES | 0.00 | 2,049.42 | 254,286.98 | 0.00 | (254,286.98) |
| 08 1115 | CARLINE TAXES | 0.00 | 0.00 | 730.92 | 0.00 | (730.92) |
| 08 1120 | PUBLIC POWER DIST SALES TAX | 0.00 | 0.00 | 183.17 | 0.00 | (183.17) |
| 08 1125 | MOTOR VEHICLE TAXES | 0.00 | 0.00 | 0.00 | 0.00 | 0.00 |
| 08 1140 | PENALTIES & INTEREST ON TAXES | 0.00 | 0.00 | 160.37 | 0.00 | (160.37) |
| 08 1510 | INTEREST ON INVESTMENTS | 0.00 | 715.09 | 5,948.67 | 0.00 | (5,948.67) |
| | Subtotal: LOCAL RECIEPTS | 0.00 | 2,764.51 | 261,310.11 | 0.00 | (261,310.11) |
| 08 3130 | HOMESTEAD EXEMPTION | 0.00 | 51.34 | 2,338.39 | 0.00 | (2,338.39) |
| 08 3131 | PROPERTY TAX CREDIT | 0.00 | 0.00 | 21,890.23 | 0.00 | (21,890.23) |
| 08 3180 | PRO RATE MOTOR VEHICLE | 0.00 | 17.25 | 788.61 | 0.00 | (788.61) |
| | Subtotal: STATE RECEIPTS | 0.00 | 68.59 | 25,017.23 | 0.00 | (25,017.23) |
| | Fund Total: | 0.00 | 2,833.10 | 286,327.34 | 0.00 | (286,327.34) |

Revenue Summary Report

Processing Month: 08/2023

User ID: SLU

| | <u>Revised Budget</u> | <u>During Month</u> | <u>To Date</u> | <u>% of Budget</u> | <u>Budget Balance</u> |
|--------------|-----------------------|---------------------|----------------|--------------------|-----------------------|
| Grand Total: | 5,212,617.00 | 335,160.37 | 6,275,907.40 | 120.40 | (1,063,290.40) |

09/10/2023 08:52 PM

Posted - All; Processing Month 09/2023

User ID: DJK

| Vendor Name | Invoice Number | Description | Amount |
|--|---------------------|---|-----------------|
| Checking Account ID 1 | Fund Number 01 | GENERAL FUND | |
| AMAZON CAPITAL SERVICES | 11121567425871467 | DON W. HIGH SPEED CORDS | 145.18 |
| AMAZON CAPITAL SERVICES | 11125963663347431 | CONCESSIONS MICROWAVE/PIZZA PANS | 157.99 |
| AMAZON CAPITAL SERVICES | 11206004558394658 | SPED MINI FRIDGE | 169.98 |
| AMAZON CAPITAL SERVICES | 11209158788212259 | CUSTODIAL VACUUMS | 1,014.35 |
| AMAZON CAPITAL SERVICES | 11210604195738653 | SPED STACKING TOYS | 34.95 |
| AMAZON CAPITAL SERVICES | 11210942775181018 | SPED REST MATS | 70.54 |
| AMAZON CAPITAL SERVICES | 11219873564069026 | SPED PUZZLES | 45.94 |
| AMAZON CAPITAL SERVICES | 11267390303525817 | CONCESSIONS MICROWAVE/PIZZA PANS | 157.99 |
| AMAZON CAPITAL SERVICES | 11269125023896234 | SPED SUPPLIES FOR THE GIRLS | 399.73 |
| AMAZON CAPITAL SERVICES | 11285556932436212 | SPED WOODEN BUILDING SET | 37.99 |
| AMAZON CAPITAL SERVICES | 11445553313331454 | SPED AIR WICK DEODORIZERS | 31.70 |
| AMAZON CAPITAL SERVICES | 11457190859614631 | SPED SUPPLIES | 398.76 |
| AMAZON CAPITAL SERVICES | 11459901489953810 | SPED TOILETING SUPPLIES | 174.38 |
| AMAZON CAPITAL SERVICES | 11481401384278610 | ONE ACT SUPPLIES | 55.97 |
| AMAZON CAPITAL SERVICES | 11482281494174600 | SPED NOTEBOOK DIVIDERS | 16.99 |
| AMAZON CAPITAL SERVICES | 11484490646225056 | SCIENCE PHENOLPHTHALEIN SOLUTION | 26.59 |
| AMAZON CAPITAL SERVICES | 11499592569601049 | LIBRARY CRICUT CARTRIDGE | 22.45 |
| AMAZON CAPITAL SERVICES | 1DNKLYG41V4 | LIBRARY BOOK | 9.99 |
| AMAZON CAPITAL SERVICES | 1KVDP3NL7NPX | DON W. OFFICE CHAIR/DOCKING ST/MONITORS | 456.16 |
| Total AMAZON CAPITAL SERVICES | | | <u>3,427.63</u> |
| Bcn Telecom, Inc. | 20230831 AUG | AUG BILL | 50.28 |
| Total Bcn Telecom, Inc. | | | <u>50.28</u> |
| Black Hills Energy | 7045439114 08/29/23 | AUGUST NATURAL GAS SERVICE | 112.61 |
| Total Black Hills Energy | | | <u>112.61</u> |
| Business World Products | 23936-00 | PAPER | 56.45 |
| Business World Products | 23936-01 | PAPER | 14.36 |
| Business World Products | 23942 | FILE CABINET | 226.00 |
| Total Business World Products | | | <u>296.81</u> |
| Cash-Wa Distributing Co. | 13894522 | JANITORIAL | 5,135.35 |
| Cash-Wa Distributing Co. | 13902427 | FOOD | 735.69 |
| Cash-Wa Distributing Co. | 13918839 | FOOD | 189.84 |
| Total Cash-Wa Distributing Co. | | | <u>6,060.88</u> |
| Cenex Fleetcard | 272167CL | SCHOOL FUEL | 995.41 |
| Total Cenex Fleetcard | | | <u>995.41</u> |
| Central Nebraska Rehabilitation Services | 14208 | OT - PT AUGUST 2023 | 1,268.31 |
| Total Central Nebraska Rehabilitation Services | | | <u>1,268.31</u> |
| Computer Hardware - Kearney | H38753 | EPSON POWERLITE | 1,282.00 |
| Total Computer Hardware - Kearney | | | <u>1,282.00</u> |
| Cooperative Producers, Inc. | 20230831 STMT | BUS TIRES REPAIR | 310.80 |
| Total Cooperative Producers, Inc. | | | <u>310.80</u> |
| CORNHUSKER PARKING LOT CLEANING INC | 17103 | PARKING LOT CLEANING | 100.00 |

09/10/2023 08:52 PM

Posted - All; Processing Month 09/2023

User ID: DJK

Vendor Name

Invoice Number

Description

Amount

| | | | | |
|--|--|-----------------------------|--|-----------|
| Total | CORNHUSKER PARKING LOT CLEANING INC | | | 100.00 |
| Das State Accounting - Central Finance | 1384519 | JULY 23 DAS | | 267.63 |
| Total | Das State Accounting - Central Finance | | | 267.63 |
| Eakes Office Solutions | 8781324-0 | COPY PAPER | | 3,823.20 |
| Total | Eakes Office Solutions | | | 3,823.20 |
| Educational Service Unit #9 | STATEMENT 08/31/23 | FINAL STATEMENT 2022-23 | | 12,302.91 |
| Total | Educational Service Unit #9 | | | 12,302.91 |
| EGAN SUPPLY CO. | 373207 | CUSTODIAL SUPPLIES | | 2,435.90 |
| Total | EGAN SUPPLY CO. | | | 2,435.90 |
| Essential Screens | 2023080131 | BACKGROUND CHECKS SN & KS | | 135.88 |
| Total | Essential Screens | | | 135.88 |
| ESU 10 | 110850 INV | ADM EARLY LEARNING D WEBBEN | | 40.00 |
| ESU 10 | 23686 | POWERSCHOOL SUPPORT | | 5,559.44 |
| Total | ESU 10 | | | 5,599.44 |
| Esu Coordinating Council | ONLINE MARKETPLACE23 | LEARN360 LIBRARY | | 632.00 |
| Total | Esu Coordinating Council | | | 632.00 |
| Fleet Pride | HAS017733 | 2021 BLUEBIRD | | 350.00 |
| Fleet Pride | HAS017771 | 2011 BLUEBIRD | | 3,302.02 |
| Total | Fleet Pride | | | 3,652.02 |
| Harvest Of Harmony | 56249 | HARVEST OF HARMONY PARADE | | 125.00 |
| Total | Harvest Of Harmony | | | 125.00 |
| Hastings Tribune, The | 300142174 | 2023 FALL SPORTS PREVIEW | | 250.00 |
| Hastings Tribune, The | 300142390 | NOTICE KPS MEETING | | 16.49 |
| Hastings Tribune, The | 300142503 | BOARD WORKSHOP NOTICE | | 1.18 |
| Total | Hastings Tribune, The | | | 267.67 |
| Hiland Dairy Foods Co. Llc | 1110772 | MILK 1110772 | | 25.98 |
| Hiland Dairy Foods Co. Llc | 1110827 | MILK 1110827 | | 31.18 |
| Hiland Dairy Foods Co. Llc | 1111027 | MILK 1111027 | | 10.39 |
| Hiland Dairy Foods Co. Llc | 1111090 | MILK 1111090 | | 10.39 |
| Total | Hiland Dairy Foods Co. Llc | | | 77.94 |
| HOMETOWN LEASING | 22795450 9/1/23 | COPIER LEASE | | 1,007.51 |
| Total | HOMETOWN LEASING | | | 1,007.51 |
| INFO BASE | 07142023 RENEW QUOTE | CLASSROOM VIDEO, LEARN 360 | | 332.97 |
| Total | INFO BASE | | | 332.97 |
| J W Pepper | 365506477 | MUSIC | | 692.24 |
| Total | J W Pepper | | | 692.24 |

09/10/2023 08:52 PM

Posted - All; Processing Month 09/2023

User ID: DJK

Vendor Name

Invoice Number

Description

Amount

JANITOR INC CHRISTENSON CLEANING

8110

MONTHLY JANITORIAL SERVICES
AUGUST

4,653.88

Total JANITOR INC CHRISTENSON CLEANING

4,653.88

Kenesaw Market

20230802

HS SPED FOOD CLASS

29.74

Kenesaw Market

20230814 BBQ

BBQ 001064901715

221.00

Kenesaw Market

20230822 FOOD

FOOD 002057540855

10.20

Kenesaw Market

20230824 3299

#3299 001069031833

1,575.63

Kenesaw Market

20230824 MAINT

MAINT 001069041835

373.14

Kenesaw Market

20230824 SUPP

SUPP 002059701840

35.94

Kenesaw Market

20230830

HS SPED FOOD CLASS

84.24

Total Kenesaw Market

2,329.89

Kenesaw Public School-Activity Fund

CK 13277 7/28/23

REIMB. FFA FOR SIERA'S
MEMBERSHIP

298.00

Kenesaw Public School-Activity Fund

PRE K FIELD TRIP REI

REIMB. MISC ACCT FOR PRE K FIELD
TRIP

264.00

Kenesaw Public School-Activity Fund

TRANSFER OF
FUNDS 23

TRANSFER FROM GF TO ATHLETICS

25,000.00

Total Kenesaw Public School-Activity Fund

25,562.00

Kps-Nprs

AUG23 - HL-0001

RECORD AUTO W/D OF HL RET OUT
OF GF

98.19

Total Kps-Nprs

98.19

Masters, Rick

20230727

LUNCH ADM DAYS

55.00

Masters, Rick

MILEAGE AUG 2023

MILEAGE LOUP CITY VB 8/31/23

86.46

Total Masters, Rick

141.46

Matheson Tri-Gas Inc.

52214959

TANK RENTAL

62.98

Total Matheson Tri-Gas Inc.

62.98

Menards - Hastings

55853

CUSTODIAL SUPPLIES

798.42

Menards - Hastings

56214

SPED SUPPLIES

605.19

Menards - Hastings

56289

CUSTODIAL SUPPLIES

172.62

Menards - Hastings

56300

CUSTODIAL SUPPLIES

52.40

Menards - Hastings

56306

CUSTODIAL SUPPLIES

160.17

Total Menards - Hastings

1,788.80

Mid West Restaurant Supply

0168595-IN

KITCHEN WARMER REPAIR

904.67

Total Mid West Restaurant Supply

904.67

MIGHTY DUCTS

17991

KITCHEN EXHAUST FAN CLEANS

425.00

Total MIGHTY DUCTS

425.00

MLMH Clinical Lab Services

Y41720435

DRUG SCREEN B SCHIRMER

25.00

Total MLMH Clinical Lab Services

25.00

NASB ALICAP

ALICAP INSURANCE

2023-2024 WORKERS
COMP/PROP/LIAB/BOILER

79,107.00

Total NASB ALICAP

79,107.00

Ne Asso Of School Boards

48044

NAEP MEMBERSHIP DUES DK

40.00

Ne Asso Of School Boards

48325

AREA MEMBERSHIP MEETING

356.00

Ne Asso Of School Boards

48332

AREA MEETING T HANSEN

89.00

09/10/2023 08:52 PM

Posted - All; Processing Month 09/2023

User ID: DJK

Vendor Name

Invoice Number

Description

Amount

Ne Asso Of School Boards

48425

NAEP DUES SU

40.00

Ne Asso Of School Boards

48431

NAEP DUES JD

40.00

Total Ne Asso Of School Boards

565.00

OMAHA MUSIC THERAPY LLC

1805

MUSIC THERAPY SPED AUGUST 2023

662.84

Total OMAHA MUSIC THERAPY LLC

662.84

RUSS'S MARKET STORE #7

15659

FOODS CLASS - INV 15659

34.48

Total RUSS'S MARKET STORE #7

34.48

Rutt'S Heating & Air Cond.

5626

CONDENSER FAN MOTOR
BAND/COMMONS RTU

2,042.63

Rutt'S Heating & Air Cond.

5628

EXHAUST FAN MOTOR LOCKER
ROOMS

780.43

Total Rutt'S Heating & Air Cond.

2,823.06

Southern Power District

11312001 8/31/23

BUILDING AUG 2023

5,252.52

Total Southern Power District

5,252.52

Telephone Systems Of Nebraska, Inc.

4737

SERVICE CALL

518.76

Telephone Systems Of Nebraska, Inc.

4751

SERVICE / REPAIR LINES

220.00

Total Telephone Systems Of Nebraska, Inc.

738.76

Time Management Systems

293807

MONTHLY CONTRACT

198.25

Total Time Management Systems

198.25

TOWER STORAGE

301950

STORAGE UNIT

45.00

Total TOWER STORAGE

45.00

Typing Agent

5239377

TYPING AGENT 23-24, 24-25, 25-26

1,475.60

Total Typing Agent

1,475.60

Unk Bands

20230825

UNK BAND DAY PARADE FEE

50.00

Total Unk Bands

50.00

Us Bank

07/26 - 08/24

SUPPLIES

9,293.56

Total Us Bank

9,293.56

Village Of Kenesaw

1316001 9/1/23

1316001 JULY & AUG 2023

3,849.42

Total Village Of Kenesaw

3,849.42

WHITESEL, JENNIFER

REIMB. PRE K
DISHES

REIMB. FOR PRE K DISHES

76.40

Total WHITESEL, JENNIFER

76.40

Yanda'S Music & Pro Audio

662968

CORK GREASE VALVE OIL

46.20

Yanda'S Music & Pro Audio

663343

REPAIR TUBA

78.00

Total Yanda'S Music & Pro Audio

124.20

Fund Number 01

185,545.00

Checking Account ID 1

185,545.00

09/10/2023 08:52 PM

Posted - All; Processing Month 09/2023

User ID: DJK

| Vendor Name | Invoice Number | Description | Amount |
|--|-----------------------|---|----------|
| Checking Account ID 5 | Fund Number 05 | ACTIVITY FUND | |
| 4N6 FANATICS | 2315-3R-2023 | SPEECH SITE LICENSE 9/16/23-9/16/24 | 200.00 |
| Total 4N6 FANATICS | | | 200.00 |
| AMAZON CAPITAL SERVICES | 11135503326989058 | ATHLETIC TAPES / WRAPS | 595.26 |
| AMAZON CAPITAL SERVICES | 11141661457794627 | MUELLER SPRAY GRIIP | 66.20 |
| AMAZON CAPITAL SERVICES | 11174152615228216 | ATHLETIC ICE BAGS / TEAR LITE TAPE/ FLEX | 637.08 |
| AMAZON CAPITAL SERVICES | 11357546943752212 | STUCO HOCO SUPPLIES | 91.97 |
| Total AMAZON CAPITAL SERVICES | | | 1,390.51 |
| Awards Unlimited Inc | 74057 | PLAQUES AND MEDALS | 345.90 |
| Total Awards Unlimited Inc | | | 345.90 |
| BSN SPORTS | 922554190 | BADEN VBALL 2 EA | 164.78 |
| Total BSN SPORTS | | | 164.78 |
| Cash-Wa Distributing Co. | 13913339 | CONCESSIONS | 331.75 |
| Cash-Wa Distributing Co. | 13918584 | CONCESSIONS | 208.30 |
| Cash-Wa Distributing Co. | 13926447 | CONCESSIONS | 216.70 |
| Cash-Wa Distributing Co. | D13905805 | CONCESSIONS | 332.25 |
| Total Cash-Wa Distributing Co. | | | 1,089.00 |
| Central Community College | 4 STUDENTS CLASSES | COLLEGE CLASSES FOR KPS STUDENTS | 192.00 |
| Total Central Community College | | | 192.00 |
| Chesterman Company | 11086763 | TEACHERS LOUNGE | 126.60 |
| Chesterman Company | 11091060 | INSIDE CONCESSIONS 11091060 | 1,401.79 |
| Chesterman Company | 11094955 | OUTSIDE CONCESSION | 695.28 |
| Chesterman Company | 11103656 | TEACHERS LOUNGE | 126.60 |
| Chesterman Company | 11105874 | OUTSIDE CONCESSION | 481.36 |
| Total Chesterman Company | | | 2,831.63 |
| Friend Public School | 20230908 | FRIEND VB INVITE 9/9/2023 | 125.00 |
| Friend Public School | VB TOUR 09/09 | VB TOURN FRIEND 09/09 | 125.00 |
| Friend Public School | VB TOURN 09/09 | VB TOURN | 125.00 |
| Total Friend Public School | | | 375.00 |
| Fundraising University | 81723CK | FB FUNDRAISING COOKIE DOUGH | 3,740.00 |
| Total Fundraising University | | | 3,740.00 |
| Gokie'S Daylight Donut | 20230814 STMT | ASSORTED DONUTS 8/3 & 8/14, 3/9 | 139.00 |
| Total Gokie'S Daylight Donut | | | 139.00 |
| HARCO ATHLETIC RECONDITIONING, INC | 28748 | FB HELMETS - 18 | 1,613.00 |
| Total HARCO ATHLETIC RECONDITIONING, INC | | | 1,613.00 |
| Kenesaw Market | 20230821 | AUG INVOICES FFA | 57.89 |
| Kenesaw Market | 20230821 CONCESS | CONCESSION SUPPLIES | 41.17 |
| Kenesaw Market | 20230824 | CONCESSION SUPPLIES | 1,338.01 |
| Kenesaw Market | 20230825 | CONCESSION SUPPLIES | 12.96 |
| Kenesaw Market | 20230831 HOCO | STU HOCO CONTEST 002063111002 | 28.19 |
| Total Kenesaw Market | | | 1,478.22 |

Board Report - Board

Posted - All; Processing Month 09/2023

Invoice Number

Description

| | | | |
|--|----------------------|--------------------------------------|------------------|
| Kenesaw Public School - General Fund | CK 33219 10/10/22 | REIMB. GF FOR FFA STUDENT MEMB. FEES | 756.00 |
| Total Kenesaw Public School - General Fund | | | <u>756.00</u> |
| KIMLE, MARLIN | SNACKS FOR HOCO | HOMECOMING DANCE SNACKS | 77.15 |
| Total KIMLE, MARLIN | | | <u>77.15</u> |
| Lincoln Journal Star | 118-60130785 8/27/23 | PAPER STMT FEE | 18.42 |
| Total Lincoln Journal Star | | | <u>18.42</u> |
| MAX OUT MINDSET LLC | MINDSET TALK 08/10/2 | VB MINDSET TALK | 750.00 |
| Total MAX OUT MINDSET LLC | | | <u>750.00</u> |
| MINDEN CHAMBER OF COMMERCE | 20230906 | MINDEN BANDFEST ENTRY FEE | 60.00 |
| Total MINDEN CHAMBER OF COMMERCE | | | <u>60.00</u> |
| NSIAAA | 20230821 INV | CRAIG S DUAL MEMBERSHIP 23-24 | 250.00 |
| Total NSIAAA | | | <u>250.00</u> |
| Powell, Mary | 29424 | 8 POLO SHIRTS EMBROIDERED | 200.00 |
| Total Powell, Mary | | | <u>200.00</u> |
| Ravenna High School | 20230911 | CC FEE AT RAVENNA 9/14/23 | 100.00 |
| Total Ravenna High School | | | <u>100.00</u> |
| RUSS'S MARKET STORE #7 | SCRIP CARD | MOUSEL SCRIP CARD | 190.00 |
| RUSS'S MARKET STORE #7 | SCRIP CARD 9/8/23 | SCRIP CARD 09/08/2023 | 190.00 |
| RUSS'S MARKET STORE #7 | SCRIP CARDS | MOUSEL SCRIP | 190.00 |
| Total RUSS'S MARKET STORE #7 | | | <u>570.00</u> |
| SMALL TOWN FAMOUS | 1495 | VOLLEYBALL WARM UPS | 1,029.00 |
| Total SMALL TOWN FAMOUS | | | <u>1,029.00</u> |
| SWAY MEDICAL, | 16249 | CONCUSSION PROTOCOL | 459.10 |
| Total SWAY MEDICAL, | | | <u>459.10</u> |
| Us Bank | 07/26 - 08/24 | SUPPLIES | 835.55 |
| Total Us Bank | | | <u>835.55</u> |
| Zimmerman Printers & Lithographers | 67847 | 4 X 6 BANNER FOOTBALL | 96.00 |
| Total Zimmerman Printers & Lithographers | | | <u>96.00</u> |
| Fund Number 05 | | | <u>18,760.26</u> |
| Checking Account ID 5 | | | <u>18,760.26</u> |
| Checking Account ID 6 | Fund Number 06 | NUTRITION FUND | |
| Auca Chicago Lockbox | 6280248640 | LINEN SERVICE | 329.27 |
| Total Auca Chicago Lockbox | | | <u>329.27</u> |
| Cash-Wa Distributing Co. | 13902427 | FOOD | 2,656.54 |
| Cash-Wa Distributing Co. | 13910281 | FOOD | 1,926.87 |

09/10/2023 08:52 PM

Posted - All; Processing Month 09/2023

User ID: DJK

| Vendor Name | Invoice Number | Description | Amount |
|---|------------------------|---|-----------------|
| Cash-Wa Distributing Co. | 13913338 | FOOD | 459.05 |
| Cash-Wa Distributing Co. | 13918839 | FOOD | 2,178.48 |
| Cash-Wa Distributing Co. | CM3498996 | CREDIT MEMO | (60.20) |
| Cash-Wa Distributing Co. | CM3499389 | FOOD | (16.05) |
| Total Cash-Wa Distributing Co. | | | 7,144.69 |
| Hiland Dairy Foods Co. Llc | 1110667 | MILK 1110667 | 299.60 |
| Hiland Dairy Foods Co. Llc | 1110772 | MILK 1110772 | 182.98 |
| Hiland Dairy Foods Co. Llc | 1110827 | MILK 1110827 | 181.41 |
| Hiland Dairy Foods Co. Llc | 1111027 | MILK 1111027 | 140.52 |
| Hiland Dairy Foods Co. Llc | 1111028 | MILK 1111028 | (14.43) |
| Hiland Dairy Foods Co. Llc | 1111090 | MILK 1111090 | 199.53 |
| Total Hiland Dairy Foods Co. Llc | | | 989.61 |
| JACOBITZ, ZACHARY | REIMB. KITCHEN CHIP | REIMB. FOR CHIPS FOR THE KITCHEN | 147.84 |
| Total JACOBITZ, ZACHARY | | | 147.84 |
| Kenesaw Market | 20230810 FOOD | FOOD 002051170858 | 65.16 |
| Kenesaw Market | 20230815 FOOD | FOOD 0020563340758 | 7.04 |
| Kenesaw Market | 20230815 FOOD AUG | FOOD 002053441000 | 3.69 |
| Kenesaw Market | 20230816 FOOD | FOOD 002054090946 | 16.87 |
| Kenesaw Market | 20230822 FOOD | FOOD 002057540855 | 3.47 |
| Kenesaw Market | 20230824 FOOD | FOOD 001068771123 | 87.80 |
| Total Kenesaw Market | | | 184.03 |
| Kps-Nprs | AUG. 23 HL-0001 | HR AUGUST.HL RETIREMENT | 98.19 |
| Kps-Nprs | SEPT 23 HL-0001 | HL SEPT RETIREMENT | 272.81 |
| Total Kps-Nprs | | | 371.00 |
| Masters, Rick | 20230821 FILL CHILL | 4 BAGS ICE - ICE MAKER NOT WORKING | 11.16 |
| Total Masters, Rick | | | 11.16 |
| Whitesel, Gail | MILK FOR KITCHEN | GAL MILK FOR KITCHEN MILK COOLER OUT | 20.97 |
| Total Whitesel, Gail | | | 20.97 |
| WHITESEL, JENNIFER | MILEAGE CASHWA INS | MILEAGE TO CASHWA FOOD SHOW | 43.89 |
| Total WHITESEL, JENNIFER | | | 43.89 |
| Fund Number 06 | | | 9,242.46 |
| Checking Account ID 6 | | | 9,242.46 |

Posted; Payroll Type Extra, Pay Off Contracts, Regular, Void; Processing Month 09/2023

| | <u>PIK/Gross</u> | <u>Amount</u> | <u>Expense/ Employer</u> | <u>Adjustment Amount</u> | <u>Check Total</u> | <u>Payee ID</u> | <u>Payee Name</u> |
|--|------------------|---------------|------------------------------|------------------------------|--------------------|-----------------|-------------------|
| Checking Account ID: 1 | | | | | | | |
| ADD | | | | | | | |
| BUS Bus Driver | | | 2,881.00 | | | | |
| BUS2 BUS Noon Route PRE K | | | 180.00 | | | | |
| HRY1 Hourly | | | 27,813.68 | | | | |
| HRY2 Hourly | | | 269.75 | | | | |
| LONGTERM LONG TERM SUB | | | 1,829.34 | | | | |
| OVT1 Overtime | | | 1,331.87 | | | | |
| SICK Sick | | | 136.24 | | | | |
| SUB Substitute | | | 3,000.00 | | | | |
| SUBTAX Substitute taxed | | | 75.00 | | | | |
| TICKETS Taking Tickets at Gate | | | 200.00 | | | | |
| | | | 37,716.88 | | | | |
| CONTRACT | | | | | | | |
| 7THSPON 7TH GR SPONSOR | | | 50.93 | | | | |
| 8THSPON 8TH GRADE SPONSOR | | | 50.93 | | | | |
| AD ATHLETIC DIRECTOR | | | 477.50 | | | | |
| C01 Salary | | | 161,696.95 | | | | |
| C02 Salary | | | 2,130.54 | | | | |
| C03 Salary | | | 6,250.00 | | | | |
| CONCESSPON CONCESSIONS SPONSOR | | | 70.03 | | | | |
| CROSSCO CROSS COUNTRY COACH | | | 509.33 | | | | |
| ELEMSAT ELEMENTARY SAT CHAIR PERSON | | | 25.00 | | | | |
| EXTENDCONT EXTENDED CONTRACT | | | 475.77 | | | | |
| FBLASPON FBLA SPONSOR | | | 175.08 | | | | |
| FFASPON FFA SPONSOR | | | 254.67 | | | | |
| FRESHSPON FRESHMAN SPONSOR | | | 50.93 | | | | |
| HEADBOYBB HEAD BOYS BASKETBALL COACH | | | 477.50 | | | | |
| HEADBOYTRA HEAD BOYS TRACK COACH | | | 477.50 | | | | |
| HEADFB HEAD FOOTBALL COACH | | | 445.67 | | | | |
| HEADGIRLBB HEAD GIRLS BASKETBALL COACH | | | 477.50 | | | | |
| HEADVOLL HEAD VOLLEYBALL COACH | | | 2,674.00 | | | | |
| HSASSBTRA HS ASSISTANT BOYS TRACK | | | 557.09 | | | | |
| HSASSGTRA HS ASSISTANT GIRLS TRACK | | | 254.67 | | | | |
| HSASSTBBB HS ASSISTANT BOYS BB | | | 318.33 | | | | |
| HSASSTFB HS ASSISTANT FB COACH | | | 811.75 | | | | |
| HSASSTGBB HS ASSISTANT GIRLS BASKETBALL COACH | | | 286.50 | | | | |
| HSASSTVB HS ASSISTANT VOLLEYBALL | | | 652.58 | | | | |
| HSSAT HS SAT CHAIR PERSON | | | 25.00 | | | | |
| HSWREST HS WRESTLING COACH | | | 350.17 | | | | |
| JHASSTBTRA JH ASSISTANT BOYS TRACK | | | 111.42 | | | | |
| JHASSTFB JH ASSISTANT FB COACH | | | 111.42 | | | | |
| JHASSTGTRA JH ASSISTANT GIRLS TRACK | | | 111.42 | | | | |
| JHBOYSBB JH BOYS BB | | | 111.42 | | | | |
| JHBOYSTRAC JH BOYS TRACK | | | 111.42 | | | | |
| JHFB JH FOOTBALL COACH | | | 95.50 | | | | |
| JHGIRLBB JH GIRLS BB | | | 111.42 | | | | |
| JHVB JH VOLLEYBALL | | | 175.08 | | | | |
| JHWREST JH WRESTLING COACH | | | 95.50 | | | | |

Payroll Register - Totals

Posted; Payroll Type Extra, Pay Off Contracts, Regular, Void; Processing Month 09/2023

| | <u>PIK/Gross</u> | <u>Amount</u> | <u>Expense/ Employer</u> | <u>Adjustment Amount</u> | <u>Check Total</u> | <u>Payee ID</u> | <u>Payee Name</u> |
|------------------------------------|------------------|------------------|------------------------------|------------------------------|--------------------|-----------------|---|
| JUNIORSPO JUNIOR SPONSOR | | | 140.07 | | | | |
| MENTORING Teacher Mentoring | | | 125.00 | | | | |
| MUSICIV MUSIC I & V | | | 254.67 | | | | |
| NHS NATIONAL HONOR SOCIETY SPONSOR | | | 50.93 | | | | |
| ONEACT ONE ACT COACH | | | 286.50 | | | | |
| QUIZBOWL QUIZ BOWL SPONSOR | | | 76.40 | | | | |
| SALARY SALARY | | | 7,511.63 | | | | |
| SENIORSPO SENIOR SPONSOR | | | 66.85 | | | | |
| SKILLSUSA SKILL USA SPONSOR | | | 254.67 | | | | |
| SOCIALMEDI SOCIAL MEDIA/WEB PAGE | | | 70.03 | | | | |
| SOPHSPON SOPHOMORE SPONSOR | | | 50.93 | | | | |
| SPEECH SPEECH SPONSOR | | | 270.58 | | | | |
| STRIVTV STRIV TV SPONSOR | | | 111.42 | | | | |
| STUCOSPO STUDENT COUNCIL SPONSOR | | | 76.40 | | | | |
| XTRADUTY1 Extra Duty | | | 83.32 | | | | |
| | | | <u>190,489.92</u> | | | | |
| DEDUCTION | | | | | | | |
| AFLAC AFLAC Insurance | 30,531.27 | 427.70 | | | 427.70 | AFLAC | AFLAC of Columbus |
| AMERITAS AMERITAS | | 287.12 | | | 287.12 | AMERITAS | AMERITAS LIFE INSURANCE CORP |
| DAYCARE Day Care | 5,188.83 | 150.00 | | | 150.00 | KENECAFT | Kenesaw Public School |
| DENTAL Pre-Tax Dental | 160,709.16 | 666.00 | 1,083.18 | | 1,749.18 | BCBS | Bluecrossblue Shield Of Nebraska |
| HEALTH Health | 153,856.66 | | 55,479.66 | | 55,479.66 | BCBS | Bluecrossblue Shield Of Nebraska |
| MEDEXP Med Exp-Flex | 38,441.00 | 1,100.00 | | | 1,100.00 | KENECAFT | Kenesaw Public School |
| TSAAMERICA TSAAMERICA | | 600.00 | | | 600.00 | TSAAMERICA | AMERICAN FUNDS |
| TSAEMPOWNT TSAEmpower No | 25,274.35 | 2,750.00 | 950.00 | | 3,700.00 | EMPOWER | GREAT WEST LIFE & ANNUITY |
| TSAEMPOWTA TSAEmposer Tax | 8,738.25 | 650.00 | | | 650.00 | EMPOWER | GREAT WEST LIFE & ANNUITY |
| | | <u>6,630.82</u> | <u>57,512.84</u> | <u>0.00</u> | <u>64,143.66</u> | | |
| RET DEDUCTION | | | | | | | |
| NPERS RETIREMENT | 218,347.51 | 21,354.37 | 16,048.55 | | 37,402.92 | KENERET | Kenesaw Public School Retirement A |
| NPERS2 INCREASED RETIR | 219,477.31 | | 5,548.00 | | 5,548.00 | RET | NEBRASKA SCHOOL RETIREMENT A SYS |
| | | <u>21,354.37</u> | <u>21,596.55</u> | <u>0.00</u> | <u>42,950.92</u> | | |
| TAX | | | | | | | |
| FIT FIT | 200,871.61 | 15,417.79 | | | 15,417.79 | EFTPS | ELECTRONIC FEDERAL TAX PAYMENT SYSTEM A |
| FUTA FUTA | 206,751.51 | | | | | | |
| MEDICARE MEDICARE | 225,575.98 | 3,270.88 | 3,270.88 | | 6,541.76 | EFTPS | ELECTRONIC FEDERAL TAX PAYMENT SYSTEM A |
| SITNE SIT NE | 200,871.61 | 7,368.75 | | | 7,368.75 | SITNE | NEBRASKA DEPARTMENT OF REVENUE A |
| SOCSEC SOC SEC | 225,575.98 | 13,985.74 | 13,985.74 | | 27,971.48 | EFTPS | ELECTRONIC FEDERAL TAX PAYMENT SYSTEM A |
| SUTANE SUTA NE | 200,871.61 | | | | | | |
| WCNE WORK COMP NE | 228,130.88 | | | | | | |
| | | <u>40,043.16</u> | <u>17,256.62</u> | <u>0.00</u> | <u>57,299.78</u> | | |
| | | | | | | Net Pay: | 160,178.45 |
| | | | | | | Cash Total: | 324,572.81 |
| Non - FIT Taxable Deductions | | 27,335.19 | | | | | |
| Non - SIT Taxable Deductions | | 27,335.19 | | | | | |
| Non - SOC SEC Taxable Deductions | | 5,380.82 | | | | | |
| Non - MEDICARE Taxable Deductions | | 5,380.82 | | | | | |
| Direct Deposits | | 158,981.40 | | | | | |
| Automatic Payments | | 100,250.70 | | | | | |
| Adds + Contracts + Deduction Adds | | 228,206.80 | | | | | |

Payroll Register - Totals

Posted; Payroll Type Extra, Pay Off Contracts, Regular, Void; Processing Month 09/2023

| | <u>PIK/Gross</u> | <u>Amount</u> | <u>Expense/ Employer</u> | <u>Adjustment Amount</u> | <u>Check Total</u> | <u>Payee ID</u> | <u>Payee Name</u> | |
|-----------------------------------|------------------|---------------|------------------------------|------------------------------|--------------------|-----------------|---------------------------------------|---|
| Checking Account ID: 6 | | | | | | | | |
| ADD | | | | | | | | |
| HR Y1 Hourly | | | 1,387.80 | | | | | |
| | | | <u>1,387.80</u> | | | | | |
| DEDUCTION | | | | | | | | |
| GARNISH GARNISH | | 291.00 | | | 291.00 | NEBRASKACH | Nebraska Child Support Payment Center | |
| | | <u>291.00</u> | | | <u>291.00</u> | | | |
| RET DEDUCTION | | | | | | | | |
| NPERS RETIREMENT | 1,387.80 | 135.73 | 102.00 | | 237.73 | KENERET | Kenesaw Public School Retirement | A |
| NPERS2 INCREASED RETIR | 1,387.80 | | 35.08 | | 35.08 | RET | NEBRASKA SCHOOL RETIREMENT SYS | A |
| | | <u>135.73</u> | <u>137.08</u> | | <u>272.81</u> | | | |
| TAX | | | | | | | | |
| FIT FIT | 1,252.07 | | | | | EFTPS | ELECTRONIC FEDERAL TAX PAYMENT SYSTEM | |
| FUTA FUTA | 1,252.07 | | | | | | | |
| MEDICARE MEDICARE | 1,387.80 | 20.12 | 20.12 | | 40.24 | EFTPS | ELECTRONIC FEDERAL TAX PAYMENT SYSTEM | A |
| SITNE SIT NE | 1,252.07 | 12.54 | | | 12.54 | SITNE | NEBRASKA DEPARTMENT OF REVENUE | A |
| SOCSEC SOC SEC | 1,387.80 | 86.04 | 86.04 | | 172.08 | EFTPS | ELECTRONIC FEDERAL TAX PAYMENT SYSTEM | A |
| SUTANE SUTA NE | 1,252.07 | | | | | | | |
| WCNE WORK COMP NE | 1,387.80 | | | | | | | |
| | | <u>118.70</u> | <u>106.16</u> | | <u>224.86</u> | | | |
| | | | | | | Net Pay: | 842.37 | |
| | | | | | | Cash Total: | 1,631.04 | |
| Non - FIT Taxable Deductions | | 135.73 | | | | | | |
| Non - SIT Taxable Deductions | | 135.73 | | | | | | |
| Direct Deposits | | 842.37 | | | | | | |
| Automatic Payments | | 497.67 | | | | | | |
| Adds + Contracts + Deduction Adds | | 1,387.80 | | | | | | |

Expenditure Report by Function/Object - Summary

Regular, Processing Month 09/2023

| Function Number | Revised Budget | Expended During Month | Expenditures to Date | % of Budget | Balance at EOM | A/P Outstanding | P/O Outstanding | Unencumbered Balance |
|---|----------------|-----------------------|----------------------|-------------|----------------|-----------------|-----------------|----------------------|
| 01 GENERAL FUND | | | | | | | | |
| 1100 REGULAR INSTRUCTIONAL PROGRAMS | 0.00 | 195,931.30 | 195,931.30 | 0.00 | (195,931.30) | 0.00 | 610.33 | (196,541.63) |
| 1115 CAREER ACADEMY PROGRAMS (RULE 47) | 0.00 | 0.00 | 0.00 | 0.00 | 0.00 | 0.00 | 0.00 | 0.00 |
| 1125 REGULAR INSTRUCTIONAL PROGRAMS SCHOOL AG | 0.00 | 0.00 | 0.00 | 0.00 | 0.00 | 0.00 | 0.00 | 0.00 |
| 1150 LIMITED ENGLISH PROF PROGRAMS | 0.00 | 0.00 | 0.00 | 0.00 | 0.00 | 0.00 | 0.00 | 0.00 |
| 1160 PROVERITY PROGRAMS | 0.00 | 983.95 | 983.95 | 0.00 | (983.95) | 0.00 | 0.00 | (983.95) |
| 1190 EARLY CHILDHOOD ED PROGRAMS | 0.00 | 5,388.57 | 5,388.57 | 0.00 | (5,388.57) | 0.00 | 0.00 | (5,388.57) |
| 1195 REG INST PROG BELOW AGE 5(FLEX-SPENDING) | 0.00 | 0.00 | 0.00 | 0.00 | 0.00 | 0.00 | 0.00 | 0.00 |
| 1200 SPECIAL EDUCATION INSTRUCTIONAL PROGRAMS | 0.00 | 32,935.48 | 32,935.48 | 0.00 | (32,935.48) | 0.00 | 0.00 | (32,935.48) |
| 1291 EARLY LEARNING AGES 3 - 4 | 0.00 | 12,064.36 | 12,064.36 | 0.00 | (12,064.36) | 0.00 | 0.00 | (12,064.36) |
| 1292 EARLY LEARNING AGES 0 - 2 | 0.00 | 1,014.64 | 1,014.64 | 0.00 | (1,014.64) | 0.00 | 0.00 | (1,014.64) |
| 1295 SPECIAL EDUCATION UNIFIED SPORTS | 0.00 | 0.00 | 0.00 | 0.00 | 0.00 | 0.00 | 0.00 | 0.00 |
| 1300 SUMMER SCHOOL | 0.00 | 0.00 | 0.00 | 0.00 | 0.00 | 0.00 | 0.00 | 0.00 |
| 1400 ADULT EDUCATION | 0.00 | 0.00 | 0.00 | 0.00 | 0.00 | 0.00 | 0.00 | 0.00 |
| 2110 ATTENDANCE AND SOCIAL WORK SERVICES | 0.00 | 0.00 | 0.00 | 0.00 | 0.00 | 0.00 | 0.00 | 0.00 |
| 2120 GUIDANCE SERVICES | 0.00 | 6,643.19 | 6,643.19 | 0.00 | (6,643.19) | 0.00 | 0.00 | (6,643.19) |
| 2130 HEALTH SERVICES | 0.00 | 1,566.44 | 1,566.44 | 0.00 | (1,566.44) | 0.00 | 111.40 | (1,677.84) |
| 2131 Health Services SPED SA | 0.00 | 0.00 | 0.00 | 0.00 | 0.00 | 0.00 | 0.00 | 0.00 |
| 2132 Health Services SPED 3 - 5 | 0.00 | 0.00 | 0.00 | 0.00 | 0.00 | 0.00 | 0.00 | 0.00 |
| 2133 Health Services SPED 0 - 2 | 0.00 | 0.00 | 0.00 | 0.00 | 0.00 | 0.00 | 0.00 | 0.00 |
| 2140 PSYCHOLOGICAL SERVICES | 0.00 | 0.00 | 0.00 | 0.00 | 0.00 | 0.00 | 0.00 | 0.00 |
| 2141 PSYCHOLOGICAL SERVICES SCHOOL AGE | 0.00 | 0.00 | 0.00 | 0.00 | 0.00 | 0.00 | 0.00 | 0.00 |
| 2142 PSYCHOLOGICAL SERVICES AGE 3-5 | 0.00 | 2,524.94 | 2,524.94 | 0.00 | (2,524.94) | 0.00 | 0.00 | (2,524.94) |
| 2143 PSYCHOLOGICAL SERVICES AGE 0-2 | 0.00 | 258.00 | 258.00 | 0.00 | (258.00) | 0.00 | 0.00 | (258.00) |
| 2150 SPEECH PATH AND AUDIOLOGY | 0.00 | 0.00 | 0.00 | 0.00 | 0.00 | 0.00 | 0.00 | 0.00 |
| 2151 SPEECH PATH AND AUDIOLOGY SCH AGE | 0.00 | 4,364.48 | 4,364.48 | 0.00 | (4,364.48) | 0.00 | 0.00 | (4,364.48) |
| 2152 SPEECH PATH AND AUDIOLOG AGE 3-5 | 0.00 | 1,833.99 | 1,833.99 | 0.00 | (1,833.99) | 0.00 | 0.00 | (1,833.99) |
| 2153 SPEECH PATH AND AUDIOLOG AGE 0-2 | 0.00 | 1,261.88 | 1,261.88 | 0.00 | (1,261.88) | 0.00 | 0.00 | (1,261.88) |
| 2160 OCCUPATIONAL THERAPY SERVICES | 0.00 | 0.00 | 0.00 | 0.00 | 0.00 | 0.00 | 0.00 | 0.00 |
| 2161 OCCUPATIONAL THERAPY SPED SCH AGE | 0.00 | 404.25 | 404.25 | 0.00 | (404.25) | 0.00 | 0.00 | (404.25) |
| 2162 OCCUPATIONAL THERAPY SPED AGE 3-5 | 0.00 | 90.66 | 90.66 | 0.00 | (90.66) | 0.00 | 0.00 | (90.66) |
| 2163 OCCUPATIONAL THERAPY SPED AGE 0-2 | 0.00 | 0.00 | 0.00 | 0.00 | 0.00 | 0.00 | 0.00 | 0.00 |
| 2170 PHYSICAL THERAPY SERVICES | 0.00 | 0.00 | 0.00 | 0.00 | 0.00 | 0.00 | 0.00 | 0.00 |
| 2171 PHYSICAL THERAPY SERVICES SCH AGE | 0.00 | 38.50 | 38.50 | 0.00 | (38.50) | 0.00 | 0.00 | (38.50) |
| 2172 PHYSICAL THERAPY SPED AGES 3-4 | 0.00 | 503.90 | 503.90 | 0.00 | (503.90) | 0.00 | 0.00 | (503.90) |
| 2173 PHYSICAL THERAPY SPED AGES 0-2 | 0.00 | 231.00 | 231.00 | 0.00 | (231.00) | 0.00 | 0.00 | (231.00) |
| 2180 VISUALLY IMPAIRED SERVICES | 0.00 | 0.00 | 0.00 | 0.00 | 0.00 | 0.00 | 0.00 | 0.00 |
| 2181 VISUALLY IMPAIRED SERVICES SCH AGE | 0.00 | 0.00 | 0.00 | 0.00 | 0.00 | 0.00 | 0.00 | 0.00 |
| 2182 VISUALLY IMPAIRED SPED AGE 3-5 | 0.00 | 0.00 | 0.00 | 0.00 | 0.00 | 0.00 | 0.00 | 0.00 |
| 2183 VISUALLY IMPAIRED AGES 0-2 | 0.00 | 0.00 | 0.00 | 0.00 | 0.00 | 0.00 | 0.00 | 0.00 |
| 2190 OTHER PUPIL SUPPORT SERVICES | 0.00 | 0.00 | 0.00 | 0.00 | 0.00 | 0.00 | 0.00 | 0.00 |
| 2210 IMPROVEMENT OF INSTRUCTION | 0.00 | 0.00 | 0.00 | 0.00 | 0.00 | 0.00 | 0.00 | 0.00 |
| 2211 SCHOOL IMPROVEMENT | 0.00 | 0.00 | 0.00 | 0.00 | 0.00 | 0.00 | 0.00 | 0.00 |
| 2212 INST STAFF TRNG AND CURR DEV | 0.00 | 0.00 | 0.00 | 0.00 | 0.00 | 0.00 | 0.00 | 0.00 |
| 2213 INSTRUCTIONAL STAFF TRAINING | 0.00 | 0.00 | 0.00 | 0.00 | 0.00 | 0.00 | 0.00 | 0.00 |
| 2214 IMPLEMENTATION OF STANDARDS | 0.00 | 0.00 | 0.00 | 0.00 | 0.00 | 0.00 | 0.00 | 0.00 |
| 2219 OTHER IMPROVEMENT OF INSTRUCTION SERV | 0.00 | 0.00 | 0.00 | 0.00 | 0.00 | 0.00 | 0.00 | 0.00 |
| 2220 LIBRARY MEDIA SERVICES | 0.00 | 9,006.30 | 9,006.30 | 0.00 | (9,006.30) | 0.00 | 0.00 | (9,006.30) |
| 2223 AUDIO-VISUAL SERVICES | 0.00 | 0.00 | 0.00 | 0.00 | 0.00 | 0.00 | 0.00 | 0.00 |
| 2224 EDUCATIONAL TELEVISION SERVICES | 0.00 | 0.00 | 0.00 | 0.00 | 0.00 | 0.00 | 0.00 | 0.00 |
| 2230 INSTRUCTION RELATED TECHNOLOGY | 0.00 | 0.00 | 0.00 | 0.00 | 0.00 | 0.00 | 0.00 | 0.00 |
| 2240 ACADEMIC STUDENT ASSESSMENT | 0.00 | 0.00 | 0.00 | 0.00 | 0.00 | 0.00 | 0.00 | 0.00 |
| 2290 OTHER SUPPORT STAFF SERVICES | 0.00 | 0.00 | 0.00 | 0.00 | 0.00 | 0.00 | 0.00 | 0.00 |
| 2310 BOARD OF EDUCATION | 0.00 | 356.00 | 356.00 | 0.00 | (356.00) | 0.00 | 0.00 | (356.00) |

Expenditure Report by Function/Object -
Summary

Regular, Processing Month 09/2023

| Function Number | Revised Budget | Expended During Month | Expenditures to Date | % of Budget | Balance at EOM | A/P Outstanding | P/O Outstanding | Unencumbered Balance |
|---|----------------|-----------------------|----------------------|-------------|----------------|-----------------|-----------------|----------------------|
| 2320 EXECUTIVE ADMINISTRATION | 0.00 | 13,193.31 | 13,193.31 | 0.00 | (13,193.31) | 0.00 | 0.00 | (13,193.31) |
| 2330 DISTRICT LEGAL SERVICES | 0.00 | 135.88 | 135.88 | 0.00 | (135.88) | 0.00 | 0.00 | (135.88) |
| 2410 OFFICE OF PRINCIPAL | 0.00 | 27,418.05 | 27,418.05 | 0.00 | (27,418.05) | 0.00 | 0.00 | (27,418.05) |
| 2490 SCHOOL ADMINISTRATION OTHER | 0.00 | 0.00 | 0.00 | 0.00 | 0.00 | 0.00 | 0.00 | 0.00 |
| 2510 GENERAL ADMIN-BUSINESS CLERICAL SERVICE | 0.00 | 19,020.12 | 19,020.12 | 0.00 | (19,020.12) | 0.00 | 0.00 | (19,020.12) |
| 2520 PURCHASING, WAREHOUSING AND DISTRIB | 0.00 | 0.00 | 0.00 | 0.00 | 0.00 | 0.00 | 0.00 | 0.00 |
| 2530 PRINTING, PUBLISHING, AND DUPLICATION | 0.00 | 0.00 | 0.00 | 0.00 | 0.00 | 0.00 | 0.00 | 0.00 |
| 2540 PLANNING, RESEARCH, DEVELOPMENT | 0.00 | 0.00 | 0.00 | 0.00 | 0.00 | 0.00 | 0.00 | 0.00 |
| 2560 PUBLIC INFORMATION SYSTEM | 0.00 | 0.00 | 0.00 | 0.00 | 0.00 | 0.00 | 0.00 | 0.00 |
| 2570 PERSONNEL SERVICES | 0.00 | 0.00 | 0.00 | 0.00 | 0.00 | 0.00 | 0.00 | 0.00 |
| 2580 ADMINISTRATIVE TECHNOLOGY SERVICES | 0.00 | 267.63 | 267.63 | 0.00 | (267.63) | 0.00 | 0.00 | (267.63) |
| 2590 CENTRAL SERVICES - OTHER | 0.00 | 0.00 | 0.00 | 0.00 | 0.00 | 0.00 | 0.00 | 0.00 |
| 2610 OPERATION OF BUILDING CUSTODIAL | 0.00 | 109,441.34 | 109,441.34 | 0.00 | (109,441.34) | 0.00 | 6,387.42 | (115,828.76) |
| 2620 MAINTENANCE OF BUILDING | 0.00 | 13,233.42 | 13,233.42 | 0.00 | (13,233.42) | 0.00 | 4,155.06 | (17,388.48) |
| 2630 UPKEEP OF GROUNDS | 0.00 | 0.00 | 0.00 | 0.00 | 0.00 | 0.00 | 0.00 | 0.00 |
| 2640 CARE AND UPKEEP OF EQUIPMENT | 0.00 | 0.00 | 0.00 | 0.00 | 0.00 | 0.00 | 0.00 | 0.00 |
| 2650 VEHICLE OPERATION AND MAINTENANCE | 0.00 | 0.00 | 0.00 | 0.00 | 0.00 | 0.00 | 0.00 | 0.00 |
| 2660 SAFETY & SECURITY | 0.00 | 0.00 | 0.00 | 0.00 | 0.00 | 0.00 | 0.00 | 0.00 |
| 2670 SAFETY SECURITY | 0.00 | 0.00 | 0.00 | 0.00 | 0.00 | 0.00 | 0.00 | 0.00 |
| 2680 Operation and Maintenance of Plant | 0.00 | 0.00 | 0.00 | 0.00 | 0.00 | 0.00 | 0.00 | 0.00 |
| 2710 REGULAR PUPIL TRANSPORTATION | 0.00 | 8,836.31 | 8,836.31 | 0.00 | (8,836.31) | 0.00 | 0.00 | (8,836.31) |
| 2711 REG PUPIL TRANS-OPEN ENROLLMENT | 0.00 | 0.00 | 0.00 | 0.00 | 0.00 | 0.00 | 0.00 | 0.00 |
| 2712 SCHOOL AGE SPEC ED TRANSPORT | 0.00 | 0.00 | 0.00 | 0.00 | 0.00 | 0.00 | 0.00 | 0.00 |
| 2713 BELOW AGE 5 SPEC ED PUPIL TRANS | 0.00 | 0.00 | 0.00 | 0.00 | 0.00 | 0.00 | 0.00 | 0.00 |
| 2714 LEARNING COMMUNITY COORD COUNCIL TRANS | 0.00 | 0.00 | 0.00 | 0.00 | 0.00 | 0.00 | 0.00 | 0.00 |
| 2715 Vehicle Operations and Purchase | 0.00 | 0.00 | 0.00 | 0.00 | 0.00 | 0.00 | 0.00 | 0.00 |
| 2720 MONITORING SERVICES REG. STUDENTS | 0.00 | 0.00 | 0.00 | 0.00 | 0.00 | 0.00 | 0.00 | 0.00 |
| 2721 MONITORING SERVICES ENROLLMENT OPTION | 0.00 | 0.00 | 0.00 | 0.00 | 0.00 | 0.00 | 0.00 | 0.00 |
| 2722 MONITORING SERVICE SCH AGE SPED | 0.00 | 0.00 | 0.00 | 0.00 | 0.00 | 0.00 | 0.00 | 0.00 |
| 2723 MONITORING SERVICES SPED AGE 5 | 0.00 | 0.00 | 0.00 | 0.00 | 0.00 | 0.00 | 0.00 | 0.00 |
| 2724 MONITORING SERVICE LEARNING COMMUNITY | 0.00 | 0.00 | 0.00 | 0.00 | 0.00 | 0.00 | 0.00 | 0.00 |
| 2725 Bus Monitoring Services | 0.00 | 0.00 | 0.00 | 0.00 | 0.00 | 0.00 | 0.00 | 0.00 |
| 2730 Vehicle Service and Maintenance | 0.00 | 0.00 | 0.00 | 0.00 | 0.00 | 0.00 | 0.00 | 0.00 |
| 2731 Vehicle Service and Maint. Reg Education | 0.00 | 0.00 | 0.00 | 0.00 | 0.00 | 0.00 | 0.00 | 0.00 |
| 2732 Vehicle Servicing and Maint. SA | 0.00 | 0.00 | 0.00 | 0.00 | 0.00 | 0.00 | 0.00 | 0.00 |
| 2733 Vehicle Servicing and Maint. Ages 3-5 | 0.00 | 0.00 | 0.00 | 0.00 | 0.00 | 0.00 | 0.00 | 0.00 |
| 2734 Vehicle Service and Maint. LCCC | 0.00 | 0.00 | 0.00 | 0.00 | 0.00 | 0.00 | 0.00 | 0.00 |
| 2735 Vehicle Service and Maint. Ages 0-2 SPED | 0.00 | 0.00 | 0.00 | 0.00 | 0.00 | 0.00 | 0.00 | 0.00 |
| 2900 DEPRICIATION FUND DISBURSEMENTS | 0.00 | 0.00 | 0.00 | 0.00 | 0.00 | 0.00 | 0.00 | 0.00 |
| 3300 COMMUNITY SERVICES ACTIVITY | 0.00 | 0.00 | 0.00 | 0.00 | 0.00 | 0.00 | 0.00 | 0.00 |
| 3400 CATEGORICAL GRANTS FROM CORPORATIONS & O | 0.00 | 0.00 | 0.00 | 0.00 | 0.00 | 0.00 | 0.00 | 0.00 |
| 3512 DISTANCE EDUCATION INCENTIVE PAYMENTS | 0.00 | 1,000.00 | 1,000.00 | 0.00 | (1,000.00) | 0.00 | 0.00 | (1,000.00) |
| 3535 HIGH ABILITY LEARNERS | 0.00 | 7,548.05 | 7,548.05 | 0.00 | (7,548.05) | 0.00 | 269.97 | (7,818.02) |
| 3540 STATE EARLY CHILDHOOD | 0.00 | 0.00 | 0.00 | 0.00 | 0.00 | 0.00 | 0.00 | 0.00 |
| 3541 EARLY CHILDHOOD ENDOWMENT GRANTS | 0.00 | 0.00 | 0.00 | 0.00 | 0.00 | 0.00 | 0.00 | 0.00 |
| 3551 CAREER EDUCATION | 0.00 | 0.00 | 0.00 | 0.00 | 0.00 | 0.00 | 0.00 | 0.00 |
| 3570 Teacher Evaluation Development Grants | 0.00 | 0.00 | 0.00 | 0.00 | 0.00 | 0.00 | 0.00 | 0.00 |
| 3575 NEBRASKA INNOVATION GRANT PROGRAM | 0.00 | 0.00 | 0.00 | 0.00 | 0.00 | 0.00 | 0.00 | 0.00 |
| 3590 EXTENDED LEARNING OPPORTUNITY GRANT | 0.00 | 0.00 | 0.00 | 0.00 | 0.00 | 0.00 | 0.00 | 0.00 |
| 3599 Other State Programs | 0.00 | 0.00 | 0.00 | 0.00 | 0.00 | 0.00 | 0.00 | 0.00 |
| 4500 BUILDING ACQUISITION AND CONSTRUCTION | 0.00 | 0.00 | 0.00 | 0.00 | 0.00 | 0.00 | 0.00 | 0.00 |
| 4600 SITE IMPROVEMENTS | 0.00 | 0.00 | 0.00 | 0.00 | 0.00 | 0.00 | 0.00 | 0.00 |
| 4700 BUILDING IMPROVEMENTS | 0.00 | 0.00 | 0.00 | 0.00 | 0.00 | 0.00 | 0.00 | 0.00 |
| 6200 TITLE I, PART A ESSA | 0.00 | 161.48 | 161.48 | 0.00 | (161.48) | 0.00 | 415.75 | (577.23) |

Expenditure Report by Function/Object - Summary

Regular, Processing Month 09/2023

| Function Number | Revised Budget | Expended During Month | Expenditures to Date | % of Budget | Balance at EOM | A/P Outstanding | P/O Outstanding | Unencumbered Balance |
|-----------------|----------------|-----------------------|----------------------|-------------|----------------|-----------------|-----------------|----------------------|
| 6210 | 0.00 | 0.00 | 0.00 | 0.00 | 0.00 | 0.00 | 0.00 | 0.00 |
| 6212 | 0.00 | 0.00 | 0.00 | 0.00 | 0.00 | 0.00 | 0.00 | 0.00 |
| 6215 | 0.00 | 0.00 | 0.00 | 0.00 | 0.00 | 0.00 | 0.00 | 0.00 |
| 6230 | 0.00 | 0.00 | 0.00 | 0.00 | 0.00 | 0.00 | 0.00 | 0.00 |
| 6310 | 0.00 | 0.00 | 0.00 | 0.00 | 0.00 | 0.00 | 0.00 | 0.00 |
| 6315 | 0.00 | 0.00 | 0.00 | 0.00 | 0.00 | 0.00 | 0.00 | 0.00 |
| 6330 | 0.00 | 0.00 | 0.00 | 0.00 | 0.00 | 0.00 | 0.00 | 0.00 |
| 6402 | 0.00 | 0.00 | 0.00 | 0.00 | 0.00 | 0.00 | 0.00 | 0.00 |
| 6403 | 0.00 | 0.00 | 0.00 | 0.00 | 0.00 | 0.00 | 0.00 | 0.00 |
| 6404 | 0.00 | 0.00 | 0.00 | 0.00 | 0.00 | 0.00 | 0.00 | 0.00 |
| 6406 | 0.00 | 0.00 | 0.00 | 0.00 | 0.00 | 0.00 | 0.00 | 0.00 |
| 6407 | 0.00 | 0.00 | 0.00 | 0.00 | 0.00 | 0.00 | 0.00 | 0.00 |
| 6408 | 0.00 | 0.00 | 0.00 | 0.00 | 0.00 | 0.00 | 0.00 | 0.00 |
| 6409 | 0.00 | 0.00 | 0.00 | 0.00 | 0.00 | 0.00 | 0.00 | 0.00 |
| 6410 | 0.00 | 0.00 | 0.00 | 0.00 | 0.00 | 0.00 | 0.00 | 0.00 |
| 6411 | 0.00 | 0.00 | 0.00 | 0.00 | 0.00 | 0.00 | 0.00 | 0.00 |
| 6412 | 0.00 | 0.00 | 0.00 | 0.00 | 0.00 | 0.00 | 0.00 | 0.00 |
| 6414 | 0.00 | 0.00 | 0.00 | 0.00 | 0.00 | 0.00 | 0.00 | 0.00 |
| 6415 | 0.00 | 0.00 | 0.00 | 0.00 | 0.00 | 0.00 | 0.00 | 0.00 |
| 6416 | 0.00 | 0.00 | 0.00 | 0.00 | 0.00 | 0.00 | 0.00 | 0.00 |
| 6417 | 0.00 | 0.00 | 0.00 | 0.00 | 0.00 | 0.00 | 0.00 | 0.00 |
| 6418 | 0.00 | 0.00 | 0.00 | 0.00 | 0.00 | 0.00 | 0.00 | 0.00 |
| 6420 | 0.00 | 0.00 | 0.00 | 0.00 | 0.00 | 0.00 | 0.00 | 0.00 |
| 6421 | 0.00 | 0.00 | 0.00 | 0.00 | 0.00 | 0.00 | 0.00 | 0.00 |
| 6422 | 0.00 | 0.00 | 0.00 | 0.00 | 0.00 | 0.00 | 0.00 | 0.00 |
| 6423 | 0.00 | 0.00 | 0.00 | 0.00 | 0.00 | 0.00 | 0.00 | 0.00 |
| 6690 | 0.00 | 0.00 | 0.00 | 0.00 | 0.00 | 0.00 | 0.00 | 0.00 |
| 6700 | 0.00 | 0.00 | 0.00 | 0.00 | 0.00 | 0.00 | 0.00 | 0.00 |
| 6910 | 0.00 | 0.00 | 0.00 | 0.00 | 0.00 | 0.00 | 0.00 | 0.00 |
| 6915 | 0.00 | 0.00 | 0.00 | 0.00 | 0.00 | 0.00 | 0.00 | 0.00 |
| 6925 | 0.00 | 0.00 | 0.00 | 0.00 | 0.00 | 0.00 | 0.00 | 0.00 |
| 6926 | 0.00 | 0.00 | 0.00 | 0.00 | 0.00 | 0.00 | 0.00 | 0.00 |
| 6940 | 0.00 | 0.00 | 0.00 | 0.00 | 0.00 | 0.00 | 0.00 | 0.00 |
| 6968 | 0.00 | 0.00 | 0.00 | 0.00 | 0.00 | 0.00 | 0.00 | 0.00 |
| 6969 | 0.00 | 0.00 | 0.00 | 0.00 | 0.00 | 0.00 | 0.00 | 0.00 |
| 6980 | 0.00 | 0.00 | 0.00 | 0.00 | 0.00 | 0.00 | 0.00 | 0.00 |
| 6988 | 0.00 | 0.00 | 0.00 | 0.00 | 0.00 | 0.00 | 0.00 | 0.00 |
| 6989 | 0.00 | 0.00 | 0.00 | 0.00 | 0.00 | 0.00 | 0.00 | 0.00 |
| 6990 | 0.00 | 0.00 | 0.00 | 0.00 | 0.00 | 0.00 | 0.00 | 0.00 |
| 6991 | 0.00 | 0.00 | 0.00 | 0.00 | 0.00 | 0.00 | 0.00 | 0.00 |
| 6992 | 0.00 | 0.00 | 0.00 | 0.00 | 0.00 | 0.00 | 0.00 | 0.00 |
| 6993 | 0.00 | 0.00 | 0.00 | 0.00 | 0.00 | 0.00 | 0.00 | 0.00 |
| 6994 | 0.00 | 0.00 | 0.00 | 0.00 | 0.00 | 0.00 | 0.00 | 0.00 |
| 6996 | 0.00 | 0.00 | 0.00 | 0.00 | 0.00 | 0.00 | 0.00 | 0.00 |
| 6997 | 0.00 | 0.00 | 0.00 | 0.00 | 0.00 | 0.00 | 0.00 | 0.00 |
| 6998 | 0.00 | 0.00 | 0.00 | 0.00 | 0.00 | 0.00 | 0.00 | 0.00 |
| 8000 | 0.00 | 6,178.39 | 6,178.39 | 0.00 | (6,178.39) | 0.00 | 0.00 | (6,178.39) |
| 9002 | 0.00 | 25,000.00 | 25,000.00 | 0.00 | (25,000.00) | 0.00 | 0.00 | (25,000.00) |
| 9003 | 0.00 | 0.00 | 0.00 | 0.00 | 0.00 | 0.00 | 0.00 | 0.00 |
| 9999 | 0.00 | 0.00 | 0.00 | 0.00 | 0.00 | 0.00 | 0.00 | 0.00 |
| 01 | 0.00 | 510,117.81 | 510,117.81 | 0.00 | (510,117.81) | 0.00 | 11,949.93 | (522,067.74) |

05 ACTIVITY FUND
 2900 DEPRICIATION FUND DISBURSEMENTS
 05 ACTIVITY FUND

Expenditure Report by Function/Object -
 Summary

Regular; Processing Month 09/2023

| Revised Budget | Expended During Month | Expenditures to Date | % of Budget | Balance at EOM | A/P Outstanding | P/O Outstanding | Unencumbered Balance |
|----------------|-----------------------|----------------------|-------------|----------------|-----------------|-----------------|----------------------|
| 0.00 | 18,760.26 | 18,760.26 | 0.00 | (18,760.26) | 0.00 | 200.89 | (18,961.15) |
| 0.00 | 18,760.26 | 18,760.26 | 0.00 | (18,760.26) | 0.00 | 200.89 | (18,961.15) |

09/10/2023 09:03 PM

Expenditure Report by Function/Object - Summary

User ID: DJK

| Function Number | Revised Budget | Expended During Month | Expenditures to Date | % of Budget | Balance at EOM | A/P Outstanding | P/O Outstanding | Unencumbered Balance |
|-----------------|----------------|-----------------------|----------------------|-------------|----------------|-----------------|-----------------|----------------------|
| 06 | 0.00 | 10,873.50 | 10,873.50 | 0.00 | (10,873.50) | 0.00 | 0.00 | (10,873.50) |
| 3100 | 0.00 | 0.00 | 0.00 | 0.00 | 0.00 | 0.00 | 0.00 | 0.00 |
| 6800 | 0.00 | 0.00 | 0.00 | 0.00 | 0.00 | 0.00 | 0.00 | 0.00 |
| 6996 | 0.00 | 0.00 | 0.00 | 0.00 | 0.00 | 0.00 | 0.00 | 0.00 |
| 06 | 0.00 | 10,873.50 | 10,873.50 | 0.00 | (10,873.50) | 0.00 | 0.00 | (10,873.50) |

NUTRITION FUND

3100 FOOD SERVICES OPERATIONS

6800 FEDERAL NUTRITION PROGRAMS

6996 CARES ACT/ESSERS / FUNDS

NUTRITION FUND

07 BOND FUND
 2330 DISTRICT LEGAL SERVICES
 5000 DEBT SERVICES
 07 BOND FUND

Expenditure Report by Function/Object -

Summary

Regular; Processing Month 09/2023

| Revised Budget | Expended During Month | Expended to Date | % of Budget | Balance at EOM | A/P Outstanding | P/O Outstanding | Unencumbered Balance |
|----------------|-----------------------|------------------|-------------|----------------|-----------------|-----------------|----------------------|
| 0.00 | 0.00 | 0.00 | 0.00 | 0.00 | 0.00 | 0.00 | 0.00 |
| 0.00 | 0.00 | 0.00 | 0.00 | 0.00 | 0.00 | 0.00 | 0.00 |
| 0.00 | 0.00 | 0.00 | 0.00 | 0.00 | 0.00 | 0.00 | 0.00 |

09/10/2023 09:03 PM

User ID: DJK

Function Number

Expenditure Report by Function/Object - Summary

Regular; Processing Month 09/2023

| Function Number | Revised Budget | Expended During Month | Expenditures to Date | % of Budget | Balance at EOM | A/P Outstanding | P/O Outstanding | Unencumbered Balance |
|-----------------|----------------|-----------------------|----------------------|-------------|----------------|-----------------|-----------------|----------------------|
| 08 | 0.00 | 0.00 | 0.00 | 0.00 | 0.00 | 0.00 | 0.00 | 0.00 |
| 2330 | 0.00 | 0.00 | 0.00 | 0.00 | 0.00 | 0.00 | 0.00 | 0.00 |
| 2610 | 0.00 | 0.00 | 0.00 | 0.00 | 0.00 | 0.00 | 0.00 | 0.00 |
| 4700 | 0.00 | 0.00 | 0.00 | 0.00 | 0.00 | 0.00 | 0.00 | 0.00 |
| 5000 | 0.00 | 0.00 | 0.00 | 0.00 | 0.00 | 0.00 | 0.00 | 0.00 |
| 8000 | 0.00 | 0.00 | 0.00 | 0.00 | 0.00 | 0.00 | 0.00 | 0.00 |
| 9003 | 0.00 | 0.00 | 0.00 | 0.00 | 0.00 | 0.00 | 0.00 | 0.00 |
| 08 | 0.00 | 0.00 | 0.00 | 0.00 | 0.00 | 0.00 | 0.00 | 0.00 |

SPECIAL BUILDING
 DISTRICT LEGAL SERVICES
 OPERATION OF BUILDING CUSTODIAL
 BUILDING IMPROVEMENTS
 DEBT SERVICES
 TRANSFERS (OUTGOING)
 INTERFUND LOAN FROM SPEC. BLDG
 SPECIAL BUILDING

Expenditure Report by Function/Object -

Summary

Regular; Processing Month 09/2023

| Revised Budget | Expended During Month | Expenditures to Date | % of Budget | Balance at EOM | A/P Outstanding | P/O Outstanding | Unencumbered Balance |
|----------------|-----------------------|----------------------|-------------|----------------|-----------------|-----------------|----------------------|
| 0.00 | 539,751.57 | 539,751.57 | 0.00 | (539,751.57) | 0.00 | 12,150.82 | (651,902.39) |

Batch Description: GENERAL FUND AUGUST 2023
Checking Account: 1 GENERAL FUND CHECKING

Processing Month: 08/2023

| <u>Check/Reference Number</u> | <u>Description</u> | <u>Date</u> | <u>Amount</u> |
|-------------------------------|--------------------|-------------|---------------|
| | Statement Balance | 08/31/2023 | 2,114,892.54 |

Outstanding Automatic Payments

| <u>Check/Reference Number</u> | <u>Description</u> | <u>Date</u> | <u>Amount</u> |
|-------------------------------|----------------------------------|-------------|------------------|
| 197 | Kps-Nprs | 08/14/2023 | 98.19 |
| 206 | Kenesaw Public School Retirement | 08/14/2023 | 32,281.75 |
| 208 | NEBRASKA SCHOOL RETIREMENT SYS | 08/14/2023 | 4,763.82 |
| | Total: | | <u>37,143.76</u> |

Outstanding Checks

| <u>Check/Reference Number</u> | <u>Description</u> | <u>Date</u> | <u>Amount</u> |
|-------------------------------|--|-------------|------------------|
| 33011 | Explorelearning | 07/11/2022 | 1,575.00 |
| 33509 | KSB SCHOOL LAW | 03/13/2023 | 920.00 |
| 33679 | WEST MUSIC | 06/12/2023 | 288.68 |
| 33692 | Carey'S Pest Control, Inc. | 07/12/2023 | 140.00 |
| 33709 | Nebraska Rural Community Schools Association | 07/12/2023 | 850.00 |
| 33736 | HALLIE HOFFMANN | 08/14/2023 | 419.93 |
| 33789 | Lincoln Journal Star | 08/15/2023 | 1,542.00 |
| 33793 | Brent Schirmer | 08/15/2023 | 4,250.00 |
| 33803 | TOWER STORAGE | 08/15/2023 | 45.00 |
| 9933753 | Kenesaw Market | 08/15/2023 | 379.67 |
| | Total: | | <u>10,410.28</u> |

| | | | | |
|--------------------------|--------------------------|-------------------------|-----------------------------|-------------------|
| <u>Statement Balance</u> | <u>Outstanding Total</u> | <u>Balance on Books</u> | <u>Cash Account Balance</u> | <u>Difference</u> |
| 2,114,892.54 | (47,554.04) | 2,067,338.50 | 2,067,474.21 | (135.71) |

Cleared Automatic Payment Total: 48,775.16
 Cleared Checks Total: 381,717.45
 Cleared Direct Deposit Total: (134,407.32)
 Cleared Void Total: 968.71
 Cleared Cash Receipt Total: 43,727.13
 Cleared Manual Journal Entries Total:
 Cleared Sales Journal Total:

Batch Description: BUS DEPRECIATION FUND AUG. 23
Checking Account: 2 DEPRECIATION

Processing Month: 08/2023

| <u>Check/Reference Number</u> | <u>Description</u> | <u>Date</u> | <u>Amount</u> |
|-------------------------------|--------------------|-------------|---------------|
| | Statement Balance | 08/31/2023 | 0.00 |
| | Statement Balance | 08/31/2023 | 653,733.33 |

| | | | | |
|--------------------------|--------------------------|-------------------------|-----------------------------|-------------------|
| <u>Statement Balance</u> | <u>Outstanding Total</u> | <u>Balance on Books</u> | <u>Cash Account Balance</u> | <u>Difference</u> |
| 653,733.33 | 0.00 | 653,733.33 | 653,733.33 | 0.00 |

Cleared Automatic Payment Total:
 Cleared Checks Total: 39,413.71
 Cleared Direct Deposit Total:
 Cleared Void Total:
 Cleared Cash Receipt Total: 250,991.50
 Cleared Manual Journal Entries Total:
 Cleared Sales Journal Total:

Batch Description: ACTIVITY FUND AUGUST 2023

Processing Month: 08/2023

Checking Account: 5

ACTIVITY FUND

| <u>Check/Reference Number</u> | <u>Description</u> | <u>Date</u> | <u>Amount</u> |
|-------------------------------|--------------------|-------------|---------------|
| | Statement Balance | 08/31/2023 | 166,060.27 |

Outstanding Checks

| <u>Check/Reference Number</u> | <u>Description</u> | <u>Date</u> | <u>Amount</u> |
|-------------------------------|----------------------------|-------------|---------------|
| 10157 | Chuck Roe | 10/14/2016 | 75.34 |
| 10308 | Kenesaw Booster Club | 01/23/2017 | 6.25 |
| 10773 | Preston Schnitzler | 02/09/2018 | 85.00 |
| 12722 | Tracy Denkert | 05/17/2022 | 100.00 |
| 12819 | GAGE WRIGHT | 09/15/2022 | 140.00 |
| 12878 | MARK SPEER | 10/13/2022 | 413.00 |
| 12887 | DEREK RUNCIE | 10/20/2022 | 323.00 |
| 12923 | KASSANDRA LOWER | 11/14/2022 | 75.00 |
| 13152 | EAGLE EYE TIMING LLC | 03/23/2023 | 1,000.00 |
| 13200 | JACKIE CORNELIUS | 05/15/2023 | 242.00 |
| 13274 | Alisha Hellner | 07/28/2023 | 269.68 |
| 13276 | Kenesaw Market | 07/28/2023 | 2,940.00 |
| 13301 | TRENT COLLE | 08/18/2023 | 140.00 |
| 13303 | Mark Fletcher | 08/18/2023 | 140.00 |
| 13305 | Jayne Kring | 08/18/2023 | 130.00 |
| 13306 | Tyler Newton | 08/18/2023 | 140.00 |
| 13308 | Julie Schnitzler | 08/18/2023 | 130.00 |
| 13309 | BRYCE ABBEY | 08/25/2023 | 140.00 |
| 13310 | Dave Behle | 08/25/2023 | 140.00 |
| 13311 | Champion Team Wear | 08/25/2023 | 1,128.33 |
| 13312 | BROCK ELSEN | 08/25/2023 | 140.00 |
| 13313 | MARSHALL EVERITT | 08/25/2023 | 140.00 |
| 13314 | Gibbon Public School | 08/25/2023 | 60.00 |
| 13315 | Roger Hammond | 08/25/2023 | 140.00 |
| 13316 | Rebecca Kapperman | 08/25/2023 | 140.00 |
| 13317 | Nsaa | 08/25/2023 | 60.00 |
| 13318 | Patrick O'Neill | 08/25/2023 | 140.00 |
| 13319 | PETES EXOTIC ANIMAL SAFARI | 08/25/2023 | 264.00 |
| 13320 | RUSS'S MARKET STORE #7 | 08/25/2023 | 285.00 |
| 13325 | Staci Adams | 08/31/2023 | 100.00 |
| 13326 | Arcadia - Loup City School | 08/31/2023 | 100.00 |
| 13327 | DAN BECKER | 08/31/2023 | 180.00 |
| 13328 | Bonnie Engelhardt | 08/31/2023 | 260.00 |
| 13329 | JOEL POPPE | 08/31/2023 | 140.00 |
| 13330 | HANNAH SCHNITZLER | 08/31/2023 | 160.00 |
| 13331 | Ken Smith | 08/31/2023 | 180.00 |
| 13332 | DANA WEY | 08/31/2023 | 140.00 |
| | Total: | | 10,386.60 |

Outstanding Deposits and Manual Journal Entries

| <u>Check/Reference Number</u> | <u>Description</u> | <u>Date</u> | <u>Amount</u> |
|-------------------------------|-------------------------------|-------------|---------------|
| Check | Reversal: Adjust Posted Entry | 10/27/2022 | 1,259.10 |
| Check | Reversal: Adjust Posted Entry | 10/27/2022 | 494.10 |
| Check | Reversal: Adjust Posted Entry | 10/27/2022 | 674.00 |
| Check | Reversal: Adjust Posted Entry | 10/27/2022 | 661.50 |

Outstanding Deposits and Manual Journal Entries

| <u>Check/Reference Number</u> | <u>Description</u> | <u>Date</u> | <u>Amount</u> |
|-------------------------------|-------------------------------|-------------|---------------|
| Check | Reversal: Adjust Posted Entry | 10/10/2022 | 180.74 |
| Total: | | | 3,269.44 |

| <u>Statement Balance</u> | <u>Outstanding Total</u> | <u>Balance on Books</u> | <u>Cash Account Balance</u> | <u>Difference</u> |
|--------------------------|--------------------------|-------------------------|-----------------------------|-------------------|
| 166,060.27 | (7,117.16) | 158,943.11 | 158,187.36 | 755.75 |

Cleared Automatic Payment Total:
 Cleared Checks Total: 20,733.68
 Cleared Direct Deposit Total:
 Cleared Void Total: 46.21
 Cleared Cash Receipt Total: 21,183.12
 Cleared Manual Journal Entries Total:
 Cleared Sales Journal Total:

Batch Description: HOT LUNCH FUND AUGUST 2023 Processing Month: 08/2023
 Checking Account: 6 HOT LUNCH FUND CHECKING


| <u>Check/Reference Number</u> | <u>Description</u> | <u>Date</u> | <u>Amount</u> |
|-------------------------------|--------------------|-------------|---------------|
| | Statement Balance | 08/31/2023 | 44,353.74 |

Outstanding Automatic Payments

| <u>Check/Reference Number</u> | <u>Description</u> | <u>Date</u> | <u>Amount</u> |
|-------------------------------|----------------------------------|-------------|---------------|
| 39 | NEBRASKA DEPARTMENT OF REVENUE | 06/14/2019 | 34.26 |
| 45 | NEBRASKA DEPARTMENT OF REVENUE | 11/15/2019 | 16.61 |
| 47 | NEBRASKA DEPARTMENT OF REVENUE | 12/13/2019 | 63.86 |
| 127 | NEBRASKA SCHOOL RETIREMENT SYS | 11/14/2022 | 130.61 |
| 130 | NEBRASKA SCHOOL RETIREMENT SYS | 12/12/2022 | 158.83 |
| 133 | NEBRASKA SCHOOL RETIREMENT SYS | 01/11/2023 | 105.72 |
| 138 | Kenesaw Public School Retirement | 03/15/2023 | 1,045.74 |
| 140 | NEBRASKA SCHOOL RETIREMENT SYS | 03/15/2023 | 154.45 |
| 142 | Kenesaw Public School Retirement | 04/14/2023 | 1,273.97 |
| 144 | NEBRASKA SCHOOL RETIREMENT SYS | 04/14/2023 | 187.99 |
| 146 | Kenesaw Public School Retirement | 05/15/2023 | 1,062.43 |
| 148 | NEBRASKA SCHOOL RETIREMENT SYS | 05/15/2023 | 156.79 |
| 150 | Kenesaw Public School Retirement | 06/15/2023 | 564.19 |
| 152 | NEBRASKA SCHOOL RETIREMENT SYS | 06/15/2023 | 83.25 |
| 154 | Kenesaw Public School Retirement | 08/14/2023 | 85.56 |
| 156 | NEBRASKA SCHOOL RETIREMENT SYS | 08/14/2023 | 12.63 |
| Total: | | | 5,136.89 |

Outstanding Checks

| <u>Check/Reference Number</u> | <u>Description</u> | <u>Date</u> | <u>Amount</u> |
|-------------------------------|----------------------------------|-------------|---------------|
| 61166 | Bluecrossblue Shield Of Nebraska | 11/15/2021 | 1,915.66 |
| 61185 | Bluecrossblue Shield Of Nebraska | 01/10/2022 | 3,772.24 |
| 61203 | Bluecrossblue Shield Of Nebraska | 03/14/2022 | 1,886.12 |
| 61225 | Bluecrossblue Shield Of Nebraska | 05/11/2022 | 1,886.12 |
| 61235 | Shelly Gallagher | 05/11/2022 | 2.00 |
| 61298 | Bluecrossblue Shield Of Nebraska | 01/11/2023 | 2,000.11 |
| 61316 | Kps-Nprs | 02/13/2023 | 134.08 |
| 61344 | JANICE KUEHN | 05/11/2023 | 19.20 |
| 61359 | TWIN LOUPS QUALITY MEATS | 08/15/2023 | 946.50 |
| Total: | | | 12,562.03 |



Adams County Bank

Aug 31, 2023

Pg 1 of 2

KENESAW PUBLIC SCHOOL
 110 N 5TH AVE
 PO BOX 129
 KENESAW NE 68956-0129

42

Hold at Bank


ACTIVITY FUND

| | | |
|------------|-----------------------------|-------------|
| Super NOW | | |
| 08/01/2023 | Beginning Balance | 165,610.83 |
| | 18 Deposits/Other Credits | + 21,183.12 |
| | 29 Checks/Other Debits | - 20,733.68 |
| 08/31/2023 | Ending Balance | 166,060.27 |
| | 31 Days in Statement Period | |

| ----- Deposits/Other Credits ----- | | |
|------------------------------------|-----------------------|-------------------------|
| 08/08/2023 | Deposit | 861 700.00 |
| 08/08/2023 | ACH Deposit | 92.18 |
| | RAISERIGHT RaiseRight | |
| 08/21/2023 | Deposit | 862 412.00 |
| 08/21/2023 | Deposit | 865 1,011.00 |
| 08/21/2023 | Deposit | 863 1,278.70 |
| 08/21/2023 | Deposit | 864 6,026.50 |
| 08/25/2023 | Deposit | 866 2,960.00 |
| 08/28/2023 | Deposit | 879 1,146.00 |
| 08/28/2023 | ACH Deposit | 64.50 |
| | RAISERIGHT RaiseRight | |
| 08/29/2023 | Deposit | 881 630.00 |
| 08/29/2023 | Deposit | 882 1,055.00 |
| 08/29/2023 | Deposit | 880 1,055.00 |
| 08/30/2023 | Deposit | 886 80.00 |
| 08/30/2023 | Deposit | 887 420.00 |
| 08/30/2023 | Deposit | 883 1,281.25 |
| 08/30/2023 | Deposit | 884 1,370.50 |
| 08/30/2023 | Deposit | 885 1,420.00 |
| 08/31/2023 | Accr Earning Pymt | Added to Account 180.49 |

----- Checks listed in numerical order; (*) indicates gap in sequence -----

| Check | Date | Amount | Check | Date | Amount |
|--------|-------|----------|--------|-------|----------|
| 13211 | 08/30 | 115.56 | 13285 | 08/22 | 574.97 |
| 13275* | 08/01 | 211.50 | 13287* | 08/18 | 1,148.24 |
| 13277* | 08/02 | 298.00 | 13288 | 08/29 | 105.40 |
| 13278 | 08/02 | 660.00 | 13289 | 08/22 | 180.22 |
| 13279 | 08/09 | 285.00 | 13290 | 08/31 | 203.73 |
| 13280 | 08/09 | 235.00 | 13291 | 08/23 | 3,588.00 |
| 13282* | 08/07 | 198.00 | 13292 | 08/24 | 563.85 |
| 13283 | 08/25 | 1,835.99 | 13293 | 08/23 | 1,750.00 |
| 13284 | 08/24 | 380.00 | 13294 | 08/23 | 2,940.00 |



Adams County Bank

Aug 31, 2023

Pg 2 of 2

KENESAW PUBLIC SCHOOL

----- Checks listed in numerical order; (*) indicates gap in sequence -----

| Check | Date | Amount | Check | Date | Amount |
|-------|-------|----------|--------|-------|--------|
| 13295 | 08/22 | 46.21 | 13300 | 08/29 | 130.00 |
| 13296 | 08/23 | 1,873.94 | 13302* | 08/29 | 140.00 |
| 13297 | 08/22 | 291.40 | 13304* | 08/25 | 130.00 |
| 13298 | 08/23 | 2,074.14 | 13307* | 08/30 | 140.00 |
| 13299 | 08/24 | 45.01 | | | |

----- Other Debits -----

| | | |
|---------------------------|-----------------------|--------|
| 08/09/2023 ACH Withdrawal | RAISERIGHT RaiseRight | 195.00 |
| 08/14/2023 ACH Withdrawal | RAISERIGHT RaiseRight | 394.52 |


| | Total For This Period | Total Year-to-Date |
|--------------------------|-----------------------|--------------------|
| Total Overdraft Fees | \$.00 | \$.00 |
| Total Returned Item Fees | \$.00 | \$.00 |

----- Daily Ending Balance -----

| | | | | | |
|-------|------------|-------|------------|-------|------------|
| 08/01 | 165,399.33 | 08/18 | 162,777.75 | 08/25 | 158,192.22 |
| 08/02 | 164,441.33 | 08/21 | 171,505.95 | 08/28 | 159,402.72 |
| 08/07 | 164,243.33 | 08/22 | 170,413.15 | 08/29 | 161,767.32 |
| 08/08 | 165,035.51 | 08/23 | 158,187.07 | 08/30 | 166,083.51 |
| 08/09 | 164,320.51 | 08/24 | 157,198.21 | 08/31 | 166,060.27 |
| 08/14 | 163,925.99 | | | | |

----- Earnings Summary -----

| | | | |
|---|----------|--------------------------------|------------|
| ** Below is an itemization of the Earnings ** | | | |
| ** paid this period. ** | | | |
| Interest Paid This Period | 180.49 | Annual Percentage Yield Earned | 1.31 % |
| Interest Paid YTD | 1,276.85 | Days in Earnings Period | 31 |
| | | Earnings Balance | 163,469.00 |



Adams County Bank

Aug 31, 2023

Pg 1 of 1

4

KENESAW PUBLIC SCHOOL
 CAFETERIA PLAN
 110 N 5TH AVE
 PO BOX 129
 KENESAW NE 68956-0129

Hold at Bank

Reg Checking
 08/01/2023 Beginning Balance 13,775.55
 1 Deposits/Other Credits + 1,310.00
 3 Checks/Other Debits - 1,584.00
 08/31/2023 Ending Balance 31 Days in Statement Period 13,501.55


----- Deposits/Other Credits -----
 08/21/2023 Deposit 1,310.00

----- Checks listed in numerical order; (*) indicates gap in sequence -----

| Check | Date | Amount | Check | Date | Amount |
|-------|-------|--------|-------|-------|----------|
| 1842 | 08/22 | 100.00 | 1844 | 08/21 | 1,084.00 |
| 1843 | 08/18 | 400.00 | | | |

| | Total For This Period | Total Year-to-Date |
|--------------------------|-----------------------|--------------------|
| Total Overdraft Fees | \$.00 | \$.00 |
| Total Returned Item Fees | \$.00 | \$.00 |

----- Daily Ending Balance -----
 08/01 13,775.55 08/21 13,601.55 08/22 13,501.55
 08/18 13,375.55



Adams County Bank

Aug 31, 2023

Pg 1 of 1

5

KENESAW PUBLIC SCHOOL
 110 N 5TH AVE
 PO BOX 129
 KENESAW NE 68956-0129

Hold at Bank

BUS & DEPRECIATION

MMA NonPersonal

| | | | |
|------------------------------|-----------------------------|---|------------|
| 08/01/2023 Beginning Balance | | | 442,155.54 |
| 2 Deposits/Other Credits | | + | 250,991.50 |
| 4 Checks/Other Debits | | - | 39,413.71 |
| 08/31/2023 Ending Balance | 31 Days in Statement Period | | 653,733.33 |


| | | | |
|------------------------------------|------------------|--|------------|
| ----- Deposits/Other Credits ----- | | | |
| 08/21/2023 Deposit | | | 250,000.00 |
| 08/31/2023 Accr Earning Pymt | Added to Account | | 991.50 |

| | | | | | |
|---|-------|-----------|-------|-------|----------|
| ----- Checks listed in numerical order; (*) indicates gap in sequence ----- | | | | | |
| Check | Date | Amount | Check | Date | Amount |
| 1616 | 08/22 | 25,644.00 | 1618 | 08/28 | 2,281.62 |
| 1617 | 08/22 | 3,534.40 | 1619 | 08/23 | 7,953.69 |

| | Total For This Period | Total Year-to-Date |
|--------------------------|-----------------------|--------------------|
| Total Overdraft Fees | \$.00 | \$.00 |
| Total Returned Item Fees | \$.00 | \$.00 |

| | | | | | |
|----------------------------------|------------|-------|------------|-------|------------|
| ----- Daily Ending Balance ----- | | | | | |
| 08/01 | 442,155.54 | 08/22 | 662,977.14 | 08/28 | 652,741.83 |
| 08/21 | 692,155.54 | 08/23 | 655,023.45 | 08/31 | 653,733.33 |

| | | | | | |
|---|----------|--------------------------------|------------|--|--|
| ----- Earnings Summary ----- | | | | | |
| ** Below is an itemization of the Earnings ** | | | | | |
| ** paid this period. ** | | | | | |
| Interest Paid This Period | 991.50 | Annual Percentage Yield Earned | 2.27 % | | |
| Interest Paid YTD | 6,624.09 | Days in Earnings Period | 31 | | |
| | | Earnings Balance | 518,849.29 | | |



Adams County Bank

Aug 31, 2023

Pg 1 of 3

68

KENESAW PUBLIC SCHOOL
 110 N 5TH AVE
 PO BOX 129
 KENESAW NE 68956-0129

Hold at Bank


GENERAL FUND

| | | |
|------------|-----------------------------|--------------|
| Super NOW | | |
| 08/01/2023 | Beginning Balance | 2,636,065.34 |
| | 6 Deposits/Other Credits | + 43,727.13 |
| | 68 Checks/Other Debits | - 564,899.93 |
| 08/31/2023 | Ending Balance | 2,114,892.54 |
| | 31 Days in Statement Period | |

| | | |
|------------------------------------|------------------------------------|-----------|
| ----- Deposits/Other Credits ----- | | |
| 08/11/2023 | ACH Deposit | 3,836.51 |
| | Hall County Disbursmnt | |
| 08/11/2023 | ACH Deposit | 32,182.66 |
| | Adams County Disbursmnt | |
| 08/21/2023 | Deposit | 98.19 |
| 08/21/2023 | Deposit | 2,682.48 |
| 08/28/2023 | Deposit | 2,234.22 |
| 08/31/2023 | Accr Earning Pymt Added to Account | 2,693.07 |

----- Checks listed in numerical order; (*) indicates gap in sequence -----

| Check | Date | Amount | Check | Date | Amount |
|--------|-------|-----------|--------|-------|-----------|
| 33604 | 08/23 | 870.00 | 33759* | 08/23 | 62.98 |
| 33688* | 08/31 | 1,609.09 | 33760 | 08/21 | 1,993.21 |
| 33698* | 08/01 | 269.43 | 33761 | 08/29 | 3,874.00 |
| 33699 | 08/31 | 7.46 | 33762 | 08/29 | 309.00 |
| 33718* | 08/17 | 288.00 | 33763 | 08/23 | 3,965.00 |
| 33725* | 08/29 | 1,198.00 | 33764 | 08/22 | 391.38 |
| 33728* | 08/29 | 350.00 | 33765 | 08/22 | 2,852.00 |
| 33735* | 08/21 | 278.86 | 33766 | 08/22 | 11,222.82 |
| 33737* | 08/24 | 33.44 | 33767 | 08/22 | 5,293.73 |
| 33738 | 08/29 | 399.49 | 33768 | 08/22 | 2,801.34 |
| 33739 | 08/22 | 600.00 | 33769 | 08/24 | 100.35 |
| 33740 | 08/30 | 160.64 | 33770 | 08/22 | 157.16 |
| 33741 | 08/22 | 52,527.46 | 33771 | 08/24 | 140.00 |
| 33742 | 08/31 | 1,609.09 | 33772 | 08/22 | 306.76 |
| 33743 | 08/21 | 1,310.00 | 33773 | 08/22 | 340.41 |
| 33752* | 08/22 | 1,667.58 | 33774 | 08/29 | 180.00 |
| 33753 | 08/22 | 3,496.00 | 33775 | 08/22 | 995.00 |
| 33754 | 08/22 | 955.80 | 33776 | 08/22 | 150.00 |
| 33755 | 08/22 | 1,374.75 | 33777 | 08/23 | 476.26 |
| 33756 | 08/22 | 97.50 | 33778 | 08/22 | 499.17 |
| 33757 | 08/22 | 236.48 | 33779 | 08/29 | 3,118.98 |



Adams County Bank

Aug 31, 2023

Pg 2 of 3

KENESAW PUBLIC SCHOOL

----- Checks listed in numerical order; (*) indicates gap in sequence -----

| Check | Date | Amount | Check | Date | Amount |
|--------|-------|----------|--------|-------|------------|
| 33780 | 08/28 | 330.66 | 33794* | 08/22 | 184.28 |
| 33781 | 08/29 | 168.80 | 33795 | 08/28 | 967.07 |
| 33782 | 08/22 | 958.04 | 33796 | 08/22 | 499.70 |
| 33783 | 08/23 | 47.90 | 33797 | 08/22 | 5,395.20 |
| 33784 | 08/22 | 3,226.92 | 33798 | 08/23 | 430.10 |
| 33785 | 08/23 | 764.50 | 33799 | 08/22 | 1,405.57 |
| 33786 | 08/24 | 500.00 | 33800 | 08/23 | 140.00 |
| 33787 | 08/21 | 379.67 | 33801 | 08/22 | 183.00 |
| 33788 | 08/31 | 461.95 | 33802 | 08/23 | 559.98 |
| 33790* | 08/29 | 462.00 | 33804* | 08/23 | 527.64 |
| 33791 | 08/23 | 3,623.50 | 33805 | 08/21 | 250,000.00 |
| 33792 | 08/22 | 1,932.35 | | | |


----- Other Debits -----

| | | | |
|------------|----------------|---------------------------|------------|
| 08/15/2023 | ACH Withdrawal | KENESAW PUBLIC S PAYROLL | 134,407.32 |
| 08/18/2023 | ACH Withdrawal | IRS USATAXPYMT | 42,296.82 |
| 08/21/2023 | ACH Withdrawal | Nebraska Revenue Neb Epay | 6,478.34 |

| | Total For This Period | Total Year-to-Date |
|--------------------------|-----------------------|--------------------|
| Total Overdraft Fees | \$.00 | \$.00 |
| Total Returned Item Fees | \$.00 | \$.00 |

----- Daily Ending Balance -----

| | | | | | |
|-------|--------------|-------|--------------|-------|--------------|
| 08/01 | 2,635,795.91 | 08/21 | 2,237,163.53 | 08/28 | 2,126,107.97 |
| 08/11 | 2,671,815.08 | 08/22 | 2,137,413.13 | 08/29 | 2,116,047.70 |
| 08/15 | 2,537,407.76 | 08/23 | 2,125,945.27 | 08/30 | 2,115,887.06 |
| 08/17 | 2,537,119.76 | 08/24 | 2,125,171.48 | 08/31 | 2,114,892.54 |
| 08/18 | 2,494,822.94 | | | | |



Adams County Bank

Aug 31, 2023

Pg 1 of 2

5

KENESAW PUBLIC SCHOOL
 110 N 5TH AVE
 PO BOX 129
 KENESAW NE 68956-0129

Hold at Bank

SCHOOL LUNCH

Super NOW
 08/01/2023 Beginning Balance 31,193.90
 5 Deposits/Other Credits + 13,790.78
 4 Checks/Other Debits - 630.94
 08/31/2023 Ending Balance 31 Days in Statement Period 44,353.74

----- Deposits/Other Credits -----
 08/08/2023 Deposit 30.00
 08/21/2023 Deposit 8,938.20
 08/28/2023 Deposit 3,028.20
 08/31/2023 Deposit 1,768.00
 08/31/2023 Accr Earning Pymt Added to Account 26.38


----- Checks listed in numerical order; (*) indicates gap in sequence -----

| Check | Date | Amount | Check | Date | Amount |
|-------|-------|--------|-------|------|--------|
| | 08/21 | 98.19 | | | |

----- Other Debits -----
 08/15/2023 ACH Withdrawal KENESAW PUBLIC S PAYROLL 450.59
 08/18/2023 ACH Withdrawal IRS USATAXPYMT 77.74
 08/21/2023 ACH Withdrawal Nebraska Revenue Neb Epay 4.42

| | Total For This Period | Total Year-to-Date |
|--------------------------|-----------------------|--------------------|
| Total Overdraft Fees | \$.00 | \$.00 |
| Total Returned Item Fees | \$.00 | \$.00 |

----- Daily Ending Balance -----
 08/01 31,193.90 08/18 30,695.57 08/28 42,559.36
 08/08 31,223.90 08/21 39,531.16 08/31 44,353.74
 08/15 30,773.31



Adams County Bank

Aug 31, 2023

Pg 1 of 1

1

KENESAW PUBLIC SCHOOL
 110 N 5TH AVE
 PO BOX 129
 KENESAW NE 68956-0129

Hold at Bank

SPECIAL BLDG

Super NOW

| | | | |
|------------|--------------------------|-----------------------------|------------|
| 08/01/2023 | Beginning Balance | | 623,475.98 |
| | 4 Deposits/Other Credits | + | 2,833.10 |
| | 0 Checks/Other Debits | - | .00 |
| 08/31/2023 | Ending Balance | 31 Days in Statement Period | 626,309.08 |

----- Deposits/Other Credits -----

| | | | |
|------------|-------------------------|------------------|----------|
| 08/11/2023 | ACH Deposit | | 289.09 |
| | Hall County Disbursmnt | | |
| 08/11/2023 | ACH Deposit | | 1,734.43 |
| | Adams County Disbursmnt | | |
| 08/21/2023 | Deposit | | 119.63 |
| 08/31/2023 | Accr Earning Pymt | Added to Account | 689.95 |

| | Total For This Period | Total Year-to-Date |
|--------------------------|-----------------------|--------------------|
| Total Overdraft Fees | \$.00 | \$.00 |
| Total Returned Item Fees | \$.00 | \$.00 |


----- Daily Ending Balance -----

| | | | | | |
|-------|------------|-------|------------|-------|------------|
| 08/01 | 623,475.98 | 08/21 | 625,619.13 | 08/31 | 626,309.08 |
| 08/11 | 625,499.50 | | | | |

----- Earnings Summary -----

** Below is an itemization of the Earnings **
 ** paid this period. **

| | | | |
|---------------------------|----------|--------------------------------|------------|
| Interest Paid This Period | 689.95 | Annual Percentage Yield Earned | 1.31 % |
| Interest Paid YTD | 4,213.59 | Days in Earnings Period | 31 |
| | | Earnings Balance | 624,889.20 |



Adams County Bank

Aug 31, 2023

Pg 1 of 1

13

KENESAW PUBLIC SCHOOL
 PROJECT DC - 2024 CLASS
 CO LEANNE K LARSON
 PO BOX 352
 KENESAW NE 68956-0352

Reg Checking
 08/01/2023 Beginning Balance 9,736.07
 8 Deposits/Other Credits + 13,941.12
 5 Checks/Other Debits - 2,776.78
 08/31/2023 Ending Balance 31 Days in Statement Period 20,900.41

----- Deposits/Other Credits -----
 08/18/2023 Deposit 800.00
 08/18/2023 Deposit 5,479.00
 08/25/2023 Deposit 300.00
 08/25/2023 Deposit 358.28
 08/25/2023 Deposit 606.10
 08/25/2023 Deposit 1,229.00
 08/25/2023 Deposit 1,835.99
 08/28/2023 Deposit 3,332.75

----- Checks listed in numerical order; (*) indicates gap in sequence -----

| Check | Date | Amount | Check | Date | Amount |
|-------|-------|--------|-------|-------|----------|
| | 08/01 | 300.00 | 1017 | 08/22 | 1,023.39 |
| | 08/03 | 800.00 | 1018 | 08/24 | 124.86 |
| 1016 | 08/21 | 528.53 | | | |

| | Total For This Period | Total Year-to-Date |
|--------------------------|-----------------------|--------------------|
| Total Overdraft Fees | \$.00 | \$.00 |
| Total Returned Item Fees | \$.00 | \$.00 |

----- Daily Ending Balance -----
 08/01 9,436.07 08/21 14,386.54 08/25 17,567.66
 08/03 8,636.07 08/22 13,363.15 08/28 20,900.41
 08/18 14,915.07 08/24 13,238.29

KENESAW PUBLIC SCHOOL
REIMBURSEMENT ACCOUNT
152-462

| DATE | TRANSACTION | CHECK # | RECEIPT | EXPENDITURE | CKG BALANCE |
|-----------------------------------|---------------------------|---------|---------|-------------|-------------|
| 8/1/2023 | BEGINNING BALANCE | | | | 5,268.35 |
| 8/31/2023 | ACB - Interest | | 3.36 | | |
| | | | 3.36 | 0.00 | |
| | Outstanding Checks (none) | | | | 5,271.71 |
| 8/31/2023 | Bank Balance | | | | 5,271.71 |
| | | | | | 5,271.71 |
| 8/31/2023 | Reconciled Balance | | | | (0.00) |
| Fiscal Year to Date Totals | | | 339.30 | (106.20) | |

| | | |
|----------------------------------|----------------|--------------------|
| | RECEIPT | EXPENDITURE |
| 2021-2022 Year End Totals | 339.30 | (106.20) |
| 9/1/21 Beginning Balance | | 5,928.38 |
| Difference between R / E | | 233.10 |
| Total Balance | | 6,161.48 |
| Difference is Outstanding Checks | | 0.00 |
| | | 6,161.48 |

Fund: 05 ACTIVITY FUND

| Entry Date | JR | Reference # | Check Acct | Check # | Description | Entity Name | Expenses | Revenues | Outstanding AP | Outstanding PO | Balance Change | Balance |
|----------------------|----|-------------|------------|---------|--------------------------------|----------------------------|----------|----------|----------------|----------------|----------------|------------|
| 05 704 2026 | | | | | CLASS OF 2026 | *Ending Balance: | 0.00 | 0.00 | 0.00 | 0.00 | 0.00 | 4,153.97 |
| | | | | | | *Previous Balance | | | | | | 4,299.87 |
| 05 704 2027 | | | | | CLASS OF 2027 | *Ending Balance: | 0.00 | 0.00 | 0.00 | 0.00 | 0.00 | 4,299.87 |
| | | | | | | *Previous Balance | | | | | | 2,386.43 |
| 05 704 2520 | | | | | SHOP | *Ending Balance: | 0.00 | 0.00 | 0.00 | 0.00 | 0.00 | 2,386.43 |
| | | | | | | *Previous Balance | | | | | | 1,405.19 |
| 05 704 2530 | | | | | FBLA | *Ending Balance: | 0.00 | 0.00 | 0.00 | 0.00 | 0.00 | 1,405.19 |
| | | | | | | *Previous Balance | | | | | | 85.70 |
| 05 704 2662 | | | | | CONCESSIONS | *Ending Balance: | 0.00 | 0.00 | 0.00 | 0.00 | 0.00 | 85.70 |
| | | | | | | *Previous Balance | | | | | | 8,291.33 |
| 05 704 2662 | | | | | CONCESSIONS | | | | | | | |
| 05 2900 610 000 2662 | | | | | CONCESSIONS | | | | | | | |
| 09/11/2023 | CD | 11094955 | | 13347 | OUTSIDE CONCESSION | Chesterman Company | 695.28 | 0.00 | 0.00 | 0.00 | | |
| 09/11/2023 | CD | 11091060 | | 13347 | INSIDE CONCESSIONS | Chesterman Company | 1,401.79 | 0.00 | 0.00 | 0.00 | | |
| 09/11/2023 | CD | 11105874 | | 13347 | OUTSIDE 11105874 | Chesterman Company | 481.36 | 0.00 | 0.00 | 0.00 | | |
| 09/11/2023 | CD | D13905805 | | 13345 | CONCESSIONS | Cash-Wa Distributing Co. | 332.25 | 0.00 | 0.00 | 0.00 | | |
| 09/11/2023 | CD | 13913339 | | 13345 | CONCESSIONS | Cash-Wa Distributing Co. | 331.75 | 0.00 | 0.00 | 0.00 | | |
| 09/11/2023 | CD | 13918584 | | 13345 | CONCESSIONS | Cash-Wa Distributing Co. | 208.30 | 0.00 | 0.00 | 0.00 | | |
| 09/11/2023 | CD | 13926447 | | 13345 | CONCESSIONS | Cash-Wa Distributing Co. | 216.70 | 0.00 | 0.00 | 0.00 | | |
| 09/11/2023 | CD | 20230824 | | 13351 | CONCESSION SUPPLIES | Kenesaw Market | 1,338.01 | 0.00 | 0.00 | 0.00 | | |
| 09/11/2023 | CD | 20230821 | | 13351 | CONCESSION SUPPLIES | Kenesaw Market | 41.17 | 0.00 | 0.00 | 0.00 | | |
| 09/11/2023 | CD | 20230825 | | 13351 | CONCESSION SUPPLIES | Kenesaw Market | 12.96 | 0.00 | 0.00 | 0.00 | | |
| 05 704 2662 | | | | | CONCESSIONS | *Current Activity | | | | | | (5,059.57) |
| 05 704 2782 | | | | | ART CLUB FUND BALANCE | *Ending Balance: | 5,059.57 | 0.00 | 0.00 | 0.00 | 0.00 | 3,231.76 |
| | | | | | | *Previous Balance | | | | | | 955.62 |
| 05 704 2874 | | | | | BUSINESS/ACCOUNT | *Ending Balance: | 0.00 | 0.00 | 0.00 | 0.00 | 0.00 | 955.62 |
| | | | | | | *Previous Balance | | | | | | 203.61 |
| 05 704 3020 | | | | | PROJ. DC CLASS OF 2020 | *Ending Balance: | 0.00 | 0.00 | 0.00 | 0.00 | 0.00 | 203.61 |
| | | | | | | *Previous Balance | | | | | | 3,757.64 |
| 05 704 3022 | | | | | PROJ. DC CLASS OF 2022 | *Ending Balance: | 0.00 | 0.00 | 0.00 | 0.00 | 0.00 | 3,757.64 |
| | | | | | | *Previous Balance | | | | | | 3,234.02 |
| 05 704 3024 | | | | | PROJ. DC CLASS OF 2024 BALANCE | *Ending Balance: | 0.00 | 0.00 | 0.00 | 0.00 | 0.00 | 3,234.02 |
| | | | | | | *Previous Balance | | | | | | 1,771.00 |
| 05 704 3030 | | | | | MISCELLANEOUS | *Ending Balance: | 0.00 | 0.00 | 0.00 | 0.00 | 0.00 | 1,771.00 |
| | | | | | | *Previous Balance | | | | | | 5,268.01 |
| 05 704 3030 | | | | | MISCELLANEOUS | | | | | | | |
| 05 2900 610 000 3030 | | | | | MISCELLANEOUS | | | | | | | |
| 09/11/2023 | CD | 20230906 | | 13356 | BANDFEST ENTRY FEE | MINDEN CHAMBER OF COMMERCE | 60.00 | 0.00 | 0.00 | 0.00 | | |

| Entry Date | JR | Reference # | Chart of Account | Description | Check Acct | Check # | Description | Entity Name | Expenses | Revenues | Outstanding AP | Outstanding PO | Balance Change | Balance |
|----------------------|----|----------------------|------------------|-------------|------------------------|---------|-------------|------------------------------------|----------|----------|----------------|----------------|----------------|------------|
| 09/11/2023 | CD | 4 STUDENTS CLASSES | 5 | 13346 | SHELBY GOLDENSTEIN | | | Central Community College | 48.00 | 0.00 | 0.00 | 0.00 | 0.00 | |
| 09/11/2023 | CD | 4 STUDENTS CLASSES | 5 | 13346 | ALIVIA HELLNER | | | Central Community College | 48.00 | 0.00 | 0.00 | 0.00 | 0.00 | |
| 09/11/2023 | CD | 4 STUDENTS CLASSES | 5 | 13346 | DALTON NELSON | | | Central Community College | 48.00 | 0.00 | 0.00 | 0.00 | 0.00 | |
| 09/11/2023 | CD | 4 STUDENTS CLASSES | 5 | 13346 | LEAH JAEGER | | | Central Community College | 48.00 | 0.00 | 0.00 | 0.00 | 0.00 | |
| 09/11/2023 | CD | 67847 | 5 | 13363 | 4 X 6 BANNER | | | Zimmerman Printers & Lithographers | 96.00 | 0.00 | 0.00 | 0.00 | 0.00 | |
| 09/11/2023 | CD | 20230814 STMT 5 | | 13349 | ASSORTED DONUTS | | | Gokie'S Daylight Donut | 139.00 | 0.00 | 0.00 | 0.00 | 0.00 | |
| 05 704 3030 | | | | | MISCELLANEOUS | | | *Current Activity | | | | | | (487.00) |
| 05 704 3035 | | | | | POP MACHINE | | | *Ending Balance: | 487.00 | 0.00 | 0.00 | 0.00 | 0.00 | 4,781.01 |
| 05 704 3035 | | | | | POP MACHINE | | | *Previous Balance | | | | | | 1,508.23 |
| 05 2900 610 000 3035 | | | | | POP MACHINE | | | | | | | | | |
| 09/11/2023 | CD | 11086763 | 5 | 13347 | LOUNGE POP MACHINE | | | Chesterman Company | 126.60 | 0.00 | 0.00 | 0.00 | 0.00 | |
| 09/11/2023 | CD | 11103656 | 5 | 13347 | LOUNGE POP MACHINE | | | Chesterman Company | 126.60 | 0.00 | 0.00 | 0.00 | 0.00 | |
| 05 704 3035 | | | | | POP MACHINE | | | *Current Activity | | | | | | (253.20) |
| 05 704 3040 | | | | | QUEST | | | *Ending Balance: | 253.20 | 0.00 | 0.00 | 0.00 | 0.00 | 1,255.03 |
| 05 704 3040 | | | | | QUEST | | | *Previous Balance | | | | | | 156.89 |
| 05 704 3429 | | | | | EHA WELLNESS ACCOUNT | | | *Ending Balance: | 0.00 | 0.00 | 0.00 | 0.00 | 0.00 | 156.89 |
| 05 704 3536 | | | | | ELEMENTARY T-SHIRTS | | | *Previous Balance | | | | | | 3,187.93 |
| 05 704 3668 | | | | | FOOTBALL FUNDRAISING | | | *Ending Balance: | 0.00 | 0.00 | 0.00 | 0.00 | 0.00 | 3,187.93 |
| 05 704 3668 | | | | | FOOTBALL FUNDRAISING | | | *Previous Balance | | | | | | 132.00 |
| 05 2900 610 000 3668 | | | | | FOOTBALL FUNDRAISING | | | *Ending Balance: | 0.00 | 0.00 | 0.00 | 0.00 | 0.00 | 132.00 |
| 09/11/2023 | CD | 81723CK | 5 | 13348 | FB COOKIE DOUGH | | | Fundraising University | 3,740.00 | 0.00 | 0.00 | 0.00 | 0.00 | |
| 05 704 3668 | | | | | FOOTBALL FUNDRAISING | | | *Current Activity | | | | | | (3,740.00) |
| 05 704 3669 | | | | | VOLLEYBALL | | | *Ending Balance: | 3,740.00 | 0.00 | 0.00 | 0.00 | 0.00 | 4,442.67 |
| 05 704 3669 | | | | | VOLLEYBALL | | | *Previous Balance | | | | | | 4,794.78 |
| 05 2900 610 000 3669 | | | | | VOLLEYBALL | | | | | | | | | |
| 09/11/2023 | CD | 1495 | 5 | 13360 | VBALL WARM UPS | | | SMALL TOWN FAMOUS | 1,029.00 | 0.00 | 0.00 | 0.00 | 0.00 | |
| 09/11/2023 | CD | MINDSET TALK 08/10/2 | 5 | 13355 | MINDSET TALK | | | MAX OUT MINDSET LLC | 750.00 | 0.00 | 0.00 | 0.00 | 0.00 | |
| 05 704 3669 | | | | | VOLLEYBALL | | | *Current Activity | | | | | | (1,779.00) |
| 05 704 3670 | | | | | WRESTLING FUND RAISING | | | *Ending Balance: | 1,779.00 | 0.00 | 0.00 | 0.00 | 0.00 | 3,015.78 |
| 05 704 4000 | | | | | HOOPS TOURNAMENT | | | *Previous Balance | | | | | | 1,241.02 |
| 05 704 4000 | | | | | HOOPS TOURNAMENT | | | *Ending Balance: | 0.00 | 0.00 | 0.00 | 0.00 | 0.00 | 1,241.02 |
| 05 704 4000 | | | | | HOOPS TOURNAMENT | | | *Previous Balance | | | | | | 6,636.73 |

Activity Fund Balance Report - Detail - Include Encumbrances
09/2023 - 09/2023

Kenesaw Public Schools
09/11/2023 8:40 AM
Fund: 05 ACTIVITY FUND

| Entry Date | JR | Reference # | Check Accl | Check # | Description | Entity Name | Expenses | Revenues | Outstanding AP | Outstanding PO | Balance Change | Balance |
|----------------------|----|-------------|------------|-------------|-----------------------------|-------------------------|-----------|----------|----------------|----------------|----------------|------------|
| 05 704 4722 | | | | | GRADUATED CLASSES | *Ending Balance: | 0.00 | 0.00 | 0.00 | 0.00 | 0.00 | 6,636.73 |
| | | | | | | *Previous Balance | | | | | | 8,425.00 |
| 05 704 4724 | | | | | CHROME BOOK ACCOUNT | *Ending Balance: | 0.00 | 0.00 | 0.00 | 0.00 | 0.00 | 8,425.00 |
| | | | | | | *Previous Balance | | | | | | 8,885.47 |
| 05 704 7274 | | | | | SCRIP CARD | *Ending Balance: | 0.00 | 0.00 | 0.00 | 0.00 | 0.00 | 8,885.47 |
| | | | | | | *Previous Balance | | | | | | 15,248.28 |
| 05 704 7274 | | | | | SCRIP CARD | | | | | | | |
| 05 2900 610 000 7274 | | | | | SCRIP CARD | | | | | | | |
| 09/08/2023 | CD | | | 13338 | RUSS'S SCRIP CARDS | RUSS'S MARKET STORE #7 | 190.00 | 0.00 | 0.00 | 0.00 | | |
| 09/08/2023 | CD | | | 13336 | SCRIP CARD 9/8/23 | RUSS'S MARKET STORE #7 | 190.00 | 0.00 | 0.00 | 0.00 | | |
| 09/08/2023 | CD | | | 13340 | RUSS'S SCRIP | RUSS'S MARKET STORE #7 | 190.00 | 0.00 | 0.00 | 0.00 | | |
| 05 704 7274 | | | | | SCRIP CARD | *Current Activity | | | | | | (570.00) |
| | | | | | | *Ending Balance: | 570.00 | 0.00 | 0.00 | 0.00 | 0.00 | 14,678.28 |
| 05 704 7545 | | | | | SKILLS USA | *Previous Balance | | | | | | 3,868.24 |
| | | | | | | *Ending Balance: | 0.00 | 0.00 | 0.00 | 0.00 | 0.00 | 3,868.24 |
| 05 704 7733 | | | | | SPEECH FUND RAISER | *Previous Balance | | | | | | 238.03 |
| 05 2900 610 000 7733 | | | | | SPEECH FUND RAISER EXPENSES | | | | | | | |
| 04/01/2022 | PO | | | 2022-000008 | Trophies | AMAZON CAPITAL SERVICES | 0.00 | 0.00 | 0.00 | 10.99 | | |
| 04/01/2022 | PO | | | 2022-000008 | speech trophy | AMAZON CAPITAL SERVICES | 0.00 | 0.00 | 0.00 | 12.99 | | |
| 04/01/2022 | PO | | | 2022-000008 | shipping cost | AMAZON CAPITAL SERVICES | 0.00 | 0.00 | 0.00 | 18.99 | | |
| 05 704 7733 | | | | | SPEECH FUND RAISER | *Previous Balance | | | | | | (42.97) |
| | | | | | | *Ending Balance: | 0.00 | 0.00 | 0.00 | 42.97 | 0.00 | 195.06 |
| 05 704 7737 | | | | | PRESCHOOL PARTNERSHIP | *Previous Balance | | | | | | 900.00 |
| | | | | | | *Ending Balance: | 0.00 | 0.00 | 0.00 | 0.00 | 0.00 | 900.00 |
| 05 704 7867 | | | | | SCHOOL STORE PRE K - 6 | *Previous Balance | | | | | | 958.41 |
| | | | | | | *Ending Balance: | 0.00 | 0.00 | 0.00 | 0.00 | 0.00 | 958.41 |
| | | | | | Fund Total: 05 | | 18,760.26 | 0.00 | 0.00 | 200.89 | 0.00 | 139,601.21 |

Fund: 05 ACTIVITY FUND

| Entry Date | JR | Reference # | Chart of Account Number | Check Acct | Check # | Description | Entity Name | Expenses | Revenues | Outstanding AP | Outstanding PO | Balance Change | Balance |
|----------------------|----|-------------|-------------------------|------------|---------|-----------------------|---------------------------------|----------|----------|----------------|----------------|----------------|-----------|
| 05 704 | | | | | | FUND BALANCE | *Previous Balance | | | | | | 29,117.16 |
| 05 704 | | | | | | FUND BALANCE | | | | | | | |
| 05 1730 2028 | | | | | | CLASS OF 2028 DUES | | | | | | | |
| 08/28/2023 | CR | 3528 | | | | 8TH GRADE DUES | | 0.00 | 580.00 | 0.00 | 0.00 | | |
| 05 704 | | | | | | FUND BALANCE | *Current Activity | | | | | | 580.00 |
| 05 704 0100 | | | | | | | *Ending Balance: | 0.00 | 580.00 | 0.00 | 0.00 | 0.00 | 29,697.16 |
| 05 1710 0100 | | | | | | | *Previous Balance | | | | | | 2,095.14 |
| 05 704 0100 | | | | | | ATHLETICS | | | | | | | |
| 05 704 0100 | | | | | | ATHLETICS | | | | | | | |
| 05 1710 0100 | | | | | | ATHLETICS | | | | | | | |
| 08/25/2023 | CR | 3523 | | | | SPORTS PASSES | | 0.00 | 2,960.00 | 0.00 | 0.00 | | |
| 08/25/2023 | CR | 3532 | | | | FB GATE LOOMIS | | 0.00 | 1,055.00 | 0.00 | 0.00 | | |
| 08/28/2023 | CR | 3524 | | | | WEIGHT ROOM FOB | | 0.00 | 50.00 | 0.00 | 0.00 | | |
| 08/28/2023 | CR | 3527 | | | | SPORTS CAL AD FEES | | 0.00 | 1,055.00 | 0.00 | 0.00 | | |
| 08/30/2023 | CR | 3538 | | | | VB JAMBOREE GATE | | 0.00 | 1,420.00 | 0.00 | 0.00 | | |
| 08/30/2023 | CR | 3541 | | | | SPORTS CAL AD FEE | | 0.00 | 40.00 | 0.00 | 0.00 | | |
| 05 2900 610 000 0100 | | | | | | ATHLETICS | | | | | | | |
| 08/02/2023 | CD | | | | | TVC FALL MEETING | ELKS LODGE #159 | 198.00 | 0.00 | 0.00 | 0.00 | | |
| 08/15/2023 | CD | | | | | 9938957300 | JET PACK | 45.01 | 0.00 | 0.00 | 0.00 | | |
| 08/15/2023 | CD | | | | | 35891 | Verizon Wireless | 1,750.00 | 0.00 | 0.00 | 0.00 | | |
| 08/15/2023 | CD | | | | | 922212744 | Embassy Suites Omaha / La Vista | 3,588.00 | 0.00 | 0.00 | 0.00 | | |
| 08/15/2023 | CD | | | | | 374531 | BSN SPORTS | 203.73 | 0.00 | 0.00 | 0.00 | | |
| 08/18/2023 | CD | | | | | VAR. VB REF 08/21/23 | Anthem Sports | 130.00 | 0.00 | 0.00 | 0.00 | | |
| 08/18/2023 | CD | | | | | VAR. VB REF 08/21/23 | CHERYL Cheryl Saathoff | 130.00 | 0.00 | 0.00 | 0.00 | | |
| 08/18/2023 | CD | | | | | VAR. VB REF 08/21/23 | SHELLY Gallagher, Shelly | 130.00 | 0.00 | 0.00 | 0.00 | | |
| 08/18/2023 | CD | | | | | VAR. VB REF 08/21/23 | Kring, Jayne | 130.00 | 0.00 | 0.00 | 0.00 | | |
| 08/18/2023 | CD | | | | | VAR. VB REF 08/25/23 | TROY R Rowe, Troy A. | 140.00 | 0.00 | 0.00 | 0.00 | | |
| 08/18/2023 | CD | | | | | VAR. VB REF 08/21/23 | JULIE S. Schmitzler, Julie | 130.00 | 0.00 | 0.00 | 0.00 | | |
| 08/18/2023 | CD | | | | | VAR. FB REF 08/25/23 | TYLER Newton, Tyler D | 140.00 | 0.00 | 0.00 | 0.00 | | |
| 08/18/2023 | CD | | | | | VAR. FB REF 08/25/23 | TREY C Colle, Trey | 140.00 | 0.00 | 0.00 | 0.00 | | |
| 08/18/2023 | CD | | | | | VAR. FB REF 08/25/23 | MARK F Fletcher, Mark | 140.00 | 0.00 | 0.00 | 0.00 | | |
| 08/18/2023 | CD | | | | | VAR. FB REF 08/25/23 | COLLE, TRENT | 140.00 | 0.00 | 0.00 | 0.00 | | |
| 08/25/2023 | CD | | | | | CROSS COUNTRY | Gibbon Public School | 60.00 | 0.00 | 0.00 | 0.00 | | |
| 08/25/2023 | CD | | | | | JOURN. MEMB. 23-24 | Nsaa | 60.00 | 0.00 | 0.00 | 0.00 | | |
| 08/25/2023 | CD | | | | | VAR. FB REF 09/01/23 | Beithe, Dave | 140.00 | 0.00 | 0.00 | 0.00 | | |
| 08/25/2023 | CD | | | | | JV / VAR. VB 09/01/23 | Hammond, Roger | 140.00 | 0.00 | 0.00 | 0.00 | | |
| 08/25/2023 | CD | | | | | JV / VAR. VB 09/01/23 | Kapperman, Rebecca J. | 140.00 | 0.00 | 0.00 | 0.00 | | |
| 08/25/2023 | CD | | | | | VAR. FB REF 09/01/23 | O'Neill, Patrick | 140.00 | 0.00 | 0.00 | 0.00 | | |

Fund: 05 ACTIVITY FUND

| Chart of Account Number | | Chart of Account Description | | Entity Name | Expenses | Revenues | Outstanding AP | Outstanding PO | Balance Change | Balance | | |
|-------------------------|----|------------------------------|------------|-------------|--------------------------------------|----------------------------|----------------|----------------|----------------|----------------|----------------|-------------|
| Entry Date | JR | Reference # | Check Accl | Check # | Description | Entity Name | Expenses | Revenues | Outstanding AP | Outstanding PO | Balance Change | Balance |
| 08/25/2023 | CD | VAR. FB REF 09/01/23 | 5 | 13312 | VAR. FB REF ELSEN 09/01/23 | ELSEN, BROCK | 140.00 | 0.00 | 0.00 | 0.00 | 0.00 | |
| 08/25/2023 | CD | VAR. FB REF 09/01/23 | 5 | 13313 | VAR. FB REF M. EVERITT 09/01/23 | EVERITT, MARSHALL | 140.00 | 0.00 | 0.00 | 0.00 | 0.00 | |
| 08/25/2023 | CD | VAR. FB REF 09/01/23 | 5 | 13309 | VAR. FB REF ABBEY 09/01/23 | ABBEY, BRYCE | 140.00 | 0.00 | 0.00 | 0.00 | 0.00 | |
| 08/31/2023 | CD | JV VB REF 09/01/23 | 5 | 13328 | JV VB REF 3 GAMES BONNIE E. 09/05/23 | Engelhardt, Bonnie | 160.00 | 0.00 | 0.00 | 0.00 | 0.00 | |
| 08/31/2023 | CD | JR H VB 09/07/23 | 5 | 13328 | JR H VB REF BONNIE E 09/07/23 | Engelhardt, Bonnie | 100.00 | 0.00 | 0.00 | 0.00 | 0.00 | |
| 08/31/2023 | CD | CROSS COUNTRY 09/07/23 | 5 | 13326 | CC AT ARCADIA LOUP CITY 09/07/23 | Arcadia - Loup City School | 100.00 | 0.00 | 0.00 | 0.00 | 0.00 | |
| 08/31/2023 | CD | JR H VB 09/07/23 | 5 | 13325 | JR H VB REF STACI A 09/07/23 | Adams, Staci | 100.00 | 0.00 | 0.00 | 0.00 | 0.00 | |
| 08/31/2023 | CD | VAR. VB REF 09/05/23 | 5 | 13331 | VAR. VB REF 3 GAMES KEN S. 09/01/23 | Smith, Ken | 180.00 | 0.00 | 0.00 | 0.00 | 0.00 | |
| 08/31/2023 | CD | REF. VAR FB 08/26/23 | 5 | 13329 | VAR. FB REF. POPPE 08/26/23 | POPPE, JOEL | 140.00 | 0.00 | 0.00 | 0.00 | 0.00 | |
| 08/31/2023 | CD | REF. VAR FB 08/26/23 | 5 | 13332 | VAR. FB REF. WEY 08/26/23 | WEY, DANA | 140.00 | 0.00 | 0.00 | 0.00 | 0.00 | |
| 08/31/2023 | CD | VAR. VB REF 09/05/23 | 5 | 13327 | VAR. VB REF 3 GAMES DAN B. 09/01/23 | BECKER, DAN | 180.00 | 0.00 | 0.00 | 0.00 | 0.00 | |
| 08/31/2023 | CD | JV VB REF 09/05/23 | 5 | 13330 | JV VB REF 3 GAMES HANNAH S. 09/05/23 | SCHNITZLER, HANNAH | 160.00 | 0.00 | 0.00 | 0.00 | 0.00 | |
| 05 704 0100 | | | | | ATHLETICS | *Current Activity | | | | | | (2,784.74) |
| 05 704 0332 | | | | | FFA / AG | *Ending Balance: | 9,364.74 | 6,580.00 | 0.00 | 0.00 | 0.00 | (689.60) |
| 05 704 0332 | | | | | FFA / AG | *Previous Balance | | | | | | 10,196.21 |
| 05 2900 610 000 0332 | | | | | FFA/AG | | | | | | | |
| 08/15/2023 | CD | JULY 2023 CHARGES | 5 | 13295 | FFA FOOD 332 | Kenesaw Market | 46.21 | 0.00 | 0.00 | 0.00 | 0.00 | |
| 08/15/2023 | CD | JULY 23 INVOICES | 5 | 13286 | FFA | Kenesaw Market | 46.21 | 0.00 | 0.00 | 0.00 | 0.00 | |
| 08/15/2023 | CD | JULY 23 INVOICES Void Check | 5 | 13286 | FFA | Kenesaw Market | (46.21) | 0.00 | 0.00 | 0.00 | 0.00 | |
| 05 704 0332 | | | | | FFA / AG | *Current Activity | | | | | | (46.21) |
| 05 704 0500 | | | | | ANNUAL | *Ending Balance: | 46.21 | 0.00 | 0.00 | 0.00 | 0.00 | 10,150.00 |
| 05 704 0500 | | | | | ANNUAL | *Previous Balance | | | | | | (7,891.33) |
| 05 1710 0500 | | | | | ANNUAL | | | | | | | |
| 08/30/2023 | CR | 3539 | | | NEWSLETTER FEE | | 0.00 | 80.00 | 0.00 | 0.00 | 0.00 | |
| 05 2900 610 000 0500 | | | | | 5 | Jostens Inc | 2,940.00 | 0.00 | 0.00 | 0.00 | 0.00 | (2,860.00) |
| 08/15/2023 | CD | 1350192 | | 13294 | YEARBK FINAL PAYMENT | *Current Activity | | | | | | (10,751.33) |
| 05 704 0500 | | | | | ANNUAL | *Ending Balance: | 2,940.00 | 80.00 | 0.00 | 0.00 | 0.00 | 4,649.30 |
| 05 704 0510 | | | | | K-CLUB | *Previous Balance | | | | | | 4,649.30 |
| 05 704 0520 | | | | | NATIONAL HONOR SOCIETY | *Ending Balance: | 0.00 | 0.00 | 0.00 | 0.00 | 0.00 | 4,649.30 |
| 05 704 0520 | | | | | NATIONAL HONOR SOCIETY | *Previous Balance | | | | | | 3,196.68 |

Fund: 05 ACTIVITY FUND

Chart of Account Number Chart of Account Description
Entry Date JR Reference # Check Acct Check # Description

| Entity Name | Expenses | Revenues | Outstanding AP | Outstanding PO | Balance Change | Balance |
|----------------------------------|-------------|----------|----------------|----------------|----------------|----------|
| *Ending Balance: | 0.00 | 0.00 | 0.00 | 0.00 | 0.00 | 3,196.68 |
| *Previous Balance | | | | | | 5,065.22 |
| *Ending Balance: | 0.00 | 0.00 | 0.00 | 0.00 | 0.00 | 5,065.22 |
| *Previous Balance | | | | | | 131.40 |
| *Ending Balance: | 0.00 | 0.00 | 0.00 | 0.00 | 0.00 | 131.40 |
| *Previous Balance | | | | | | 251.96 |
| *Ending Balance: | 0.00 | 0.00 | 0.00 | 0.00 | 0.00 | 251.96 |
| *Previous Balance | | | | | | 5,836.94 |
| *Ending Balance: | 0.00 | 0.00 | 0.00 | 0.00 | 0.00 | 5,836.94 |
| *Previous Balance | | | | | | 1,446.99 |
| *Ending Balance: | 0.00 | 0.00 | 0.00 | 0.00 | 0.00 | 1,446.99 |
| *Previous Balance | | | | | | 2,874.54 |
| STUDENT COUNCIL | | | | | | |
| BAND | | | | | | |
| DRAMATICS | | | | | | |
| LIBRARY | | | | | | |
| DANCE SQUAD | | | | | | |
| CHEERLEADER | | | | | | |
| CHEERLEADER | | | | | | |
| CHEERLEADER | | | | | | |
| CHEER FUNDS | 0.00 | 412.00 | 0.00 | 0.00 | | |
| CHEER ORGANIZATION FEES | | | | | | |
| Cheerleader | | 1,278.70 | 0.00 | 0.00 | | |
| 5 | 13287 | | | | | |
| CHEER SUPPLIES 07/05 - 08/08 | 1,148.24 | 0.00 | 0.00 | 0.00 | | |
| Kimle, Jill | | | | | | |
| 5 | 13311 | | | | | |
| CHEER UNIFORMS | 1,128.33 | 0.00 | 0.00 | 0.00 | | |
| Champion Team Wear | | | | | | |
| 5 | 101547744 | | | | | |
| CHEER UNIFORMS | | | | | | |
| CHEERLEADER | | | | | | |
| CLASS OF 2021 | 2,276.57 | 1,690.70 | 0.00 | 0.00 | 0.00 | 2,288.67 |
| CLASS OF 2021 | | | | | | 292.88 |
| CLASS OF 2022 | | | | | | 292.88 |
| CLASS OF 2022 | 0.00 | 0.00 | 0.00 | 0.00 | 0.00 | 17.38 |
| CLASS OF 2022 | | | | | | 17.38 |
| CLASS OF 2023 | | | | | | 3,071.25 |
| CLASS OF 2023 | | | | | | |
| 5 - 4x4's for the arch for Prom | | | | | | |
| 5 | 2022-000009 | | | | | |
| COUNTRY TIME ade Flavored | 0.00 | 0.00 | 0.00 | 0.00 | | |
| Drink Mix, Canister Lemon 82.5 | | | | | | |
| 04/01/2022 | PO | | | | | |
| 04/06/2022 | PO | | | | | |
| Ounce (Pack of 2) | | | | | | |
| 04/06/2022 | PO | | | | | |
| TashBox 12 oz clear plastic cups | 0.00 | 0.00 | 0.00 | 0.00 | | |
| - Disposable cold drink party | | | | | | |
| 04/06/2022 | PO | | | | | |
| 100 Premium Quality Elegant | | | | | | |
| cups (200) | | | | | | |
| 04/06/2022 | PO | | | | | |
| 100 Premium Quality Elegant | | | | | | |
| Disposable Guest Napkins | | | | | | |
| 04/06/2022 | PO | | | | | |
| AMAZON CAPITAL SERVICES | 0.00 | 0.00 | 0.00 | 0.00 | | |
| AMAZON CAPITAL SERVICES | | | | | | |
| 05 704 2023 | | | | | | |
| *Previous Balance | | | | | | (157.92) |
| *Ending Balance: | 0.00 | 0.00 | 0.00 | 0.00 | 0.00 | 2,913.33 |
| *Previous Balance | | | | | | 3,731.39 |
| CLASS OF 2024 | | | | | | |
| CLASS OF 2024 | | | | | | |

Activity Fund Balance Report - Detail - Include Encumbrances
08/2023 - 08/2023

Kenesaw Public Schools
09/11/2023 8:43 AM
Fund: 05 ACTIVITY FUND

| Chart of Account Number | Chart of Account Description | Entry Date | JR | Reference # | Check Accl | Check # | Description | Entity Name | Expenses | Revenues | Outstanding AP | Outstanding PO | Balance Change | Balance |
|-------------------------|------------------------------|------------|----|---------------------|------------|---------|--------------------------------|------------------------|----------|----------|----------------|----------------|----------------|------------|
| 05 1710 3668 | FOOTBALL FUNDRAISING | 08/18/2023 | CR | 3520 | | | FB COOKIE DOUGH | *Current Activity | 0.00 | 6,026.50 | 0.00 | 0.00 | 0.00 | 6,026.50 |
| 05 704 3668 | FOOTBALL FUNDRAISING | | | | | | | *Ending Balance: | 0.00 | 6,026.50 | 0.00 | 0.00 | 0.00 | 8,182.67 |
| 05 704 3669 | VOLLEYBALL | | | | | | | *Previous Balance | | | | | | 3,808.78 |
| 05 1710 3669 | VOLLEYBALL | 08/18/2023 | CR | 3521 | | | VB WARM UPS | *Current Activity | 0.00 | 986.00 | 0.00 | 0.00 | 0.00 | 986.00 |
| 05 704 3669 | VOLLEYBALL | | | | | | | *Ending Balance: | 0.00 | 986.00 | 0.00 | 0.00 | 0.00 | 4,794.78 |
| 05 704 3670 | WRESTLING FUND RAISING | | | | | | | *Previous Balance | | | | | | 1,241.02 |
| 05 704 4000 | HOOPS TOURNAMENT | | | | | | | *Ending Balance: | 0.00 | 0.00 | 0.00 | 0.00 | 0.00 | 1,241.02 |
| 05 704 4722 | GRADUATED CLASSES | | | | | | | *Previous Balance | | | | | | 6,636.73 |
| 05 704 4724 | CHROME BOOK ACCOUNT | | | | | | | *Ending Balance: | 0.00 | 0.00 | 0.00 | 0.00 | 0.00 | 6,636.73 |
| 05 704 7274 | SCRIP CARD | | | | | | | *Previous Balance | | | | | | 8,425.00 |
| 05 704 7274 | SCRIP CARD | | | | | | | *Ending Balance: | 0.00 | 0.00 | 0.00 | 0.00 | 0.00 | 8,425.00 |
| 05 1710 7274 | SCRIP CARD | 08/08/2023 | CR | 3517 | | | SCRIP MACK | | 0.00 | 300.00 | 0.00 | 0.00 | 0.00 | 8,885.47 |
| 08/08/2023 | SCRIP ACH | 08/08/2023 | CR | 3542 | | | SCRIP MACK, SOUTH, | | 0.00 | 92.18 | 0.00 | 0.00 | 0.00 | 8,885.47 |
| 08/28/2023 | MOUSEL | 08/28/2023 | CR | 3524 | | | SCRIP ACH | | 0.00 | 1,000.00 | 0.00 | 0.00 | 0.00 | 8,885.47 |
| 08/28/2023 | SCRIP ACH | 08/28/2023 | CR | 3545 | | | SCRIP ACH | | 0.00 | 64.50 | 0.00 | 0.00 | 0.00 | 8,885.47 |
| 05 2900 610 000 7274 | SCRIP CARD | 08/11/2023 | CD | SCRIP 08/11/23 5 | | 13284 | SCRIP RUSS'S MARKET | RUSS'S MARKET STORE #7 | 380.00 | 0.00 | 0.00 | 0.00 | 0.00 | 16,653.81 |
| 08/11/2023 | PROJ.DC | 08/11/2023 | CD | SCRIP TO PROJ.DC | | 13283 | CHASE UDEN - SCRIP TO PROJ.DC | ROSTVET, MELISSA | 463.76 | 0.00 | 0.00 | 0.00 | 0.00 | 16,653.81 |
| 08/11/2023 | PROJ.DC | 08/11/2023 | CD | SCRIP TO PROJ.DC | | 13283 | AUSTIN MACK - SCRIP TO PROJ.DC | ROSTVET, MELISSA | 135.90 | 0.00 | 0.00 | 0.00 | 0.00 | 16,653.81 |
| 08/11/2023 | PROJ.DC | 08/11/2023 | CD | SCRIP TO PROJ.DC | | 13283 | MADYSON C. - SCRIP TO PROJ.DC | ROSTVET, MELISSA | 188.50 | 0.00 | 0.00 | 0.00 | 0.00 | 16,653.81 |
| 08/11/2023 | PROJ.DC | 08/11/2023 | CD | SCRIP TO PROJ.DC | | 13283 | JILLIAN L - SCRIP TO PROJ.DC | ROSTVET, MELISSA | 819.53 | 0.00 | 0.00 | 0.00 | 0.00 | 16,653.81 |
| 08/25/2023 | SCRIP CARD | 08/25/2023 | CD | SCRIP CARD 08/25/23 | | 13320 | SCRIP CARD 08/25/23 | RUSS'S MARKET STORE #7 | 285.00 | 0.00 | 0.00 | 0.00 | 0.00 | 16,653.81 |
| 08/31/2023 | ACH 8/2023 | 08/31/2023 | CD | ACH 8/2023 | | 99955 | ACH SCRIP | RAISERIGHT SCRIP | 589.52 | 0.00 | 0.00 | 0.00 | 0.00 | 16,653.81 |
| 05 704 7274 | SCRIP CARD | | | | | | | *Current Activity | | | | | | (1,405.53) |
| 05 704 7545 | SKILLS USA | | | | | | | *Ending Balance: | 2,862.21 | 1,456.66 | 0.00 | 0.00 | 0.00 | 15,248.28 |
| 05 704 7545 | SKILLS USA | | | | | | | *Previous Balance | | | | | | 4,432.09 |

Fund: 05 ACTIVITY FUND

Chart of Account Number Chart of Account Description

Entry Date JR Reference # Check Accl Check # Description

| Entry Date | JR | Reference # | Check Accl | Check # | Description | Entity Name | Expenses | Revenues | Outstanding AP | Outstanding PO | Balance Change | Balance |
|----------------------|----|--------------|------------|---------|-----------------------------|--------------------------------|-----------|-----------|----------------|----------------|----------------|------------|
| 05 2900 610 000 7545 | | | | | SKILLS USA | CENTRICITY, AN E GROUP COMPANY | 563.85 | 0.00 | 0.00 | 0.00 | | |
| 08/15/2023 | CD | 170776-1 | | 13292 | SKILLS USA 6 BLAZERS | | | | | | | |
| 05 704 7545 | | | | | SKILLS USA | *Current Activity | | | | | | (563.85) |
| | | | | | | *Ending Balance: | 563.85 | 0.00 | 0.00 | 0.00 | 0.00 | 3,866.24 |
| | | | | | | *Previous Balance | | | | | | 238.03 |
| 05 704 7733 | | | | | SPEECH FUND RAISER | | | | | | | |
| 05 2900 610 000 7733 | | | | | SPEECH FUND RAISER EXPENSES | | | | | | | |
| 04/01/2022 | PO | 2022-0000008 | | | trophies | AMAZON CAPITAL SERVICES | 0.00 | 0.00 | 0.00 | 10.99 | | |
| 04/01/2022 | PO | 2022-0000008 | | | speech trophy | AMAZON CAPITAL SERVICES | 0.00 | 0.00 | 0.00 | 12.99 | | |
| 04/01/2022 | PO | 2022-0000008 | | | shipping cost | AMAZON CAPITAL SERVICES | 0.00 | 0.00 | 0.00 | 18.99 | | |
| 05 704 7733 | | | | | SPEECH FUND RAISER | *Previous Balance | | | | | | (42.97) |
| | | | | | | *Ending Balance: | 0.00 | 0.00 | 0.00 | 42.97 | 0.00 | 195.06 |
| | | | | | | *Previous Balance | | | | | | 900.00 |
| 05 704 7737 | | | | | PRESCHOOL PARTNERSHIP | | | | | | | |
| | | | | | | *Ending Balance: | 0.00 | 0.00 | 0.00 | 0.00 | 0.00 | 900.00 |
| | | | | | | *Previous Balance | | | | | | 958.41 |
| 05 704 7867 | | | | | SCHOOL STORE PRE K - 6 | | | | | | | |
| | | | | | | *Ending Balance: | 0.00 | 0.00 | 0.00 | 0.00 | 0.00 | 958.41 |
| | | | | | Fund Total: 05 | | 23,645.95 | 21,183.12 | 0.00 | 200.89 | 0.00 | 158,351.47 |

SEPT. 23

correction

Vehicle Service/Repair

| | | | | |
|---------|-----------|-------|-------|-------------|
| Vehicle | Service / | Other | Total | Explanation |
| ALL | Repair | | | |

****Wash buses and supplies**

Fleet Pride / Coach
Masters/Cummins

| | | | |
|-------|--------------------|-------------|-----------------|
| 2011 | BRAKES / INSPECTIN | 3,302.02 | FLEET PRIDE |
| 2012 | CPI 4 TIRES REPAIR | 310.80 | CPI |
| 2021 | INSPECTION | 350.00 | FLEET PRIDE |
| 2012 | | | |
| Total | | 0.00 | 3,962.82 |

Motor/CPI/NAPA/Coach
Masters

| | | | |
|---------------|--|-------------|-----------------|
| MICRO 2012 | | | |
| MINOTOUR 2018 | | | |
| VAN | | | |
| Pickup | | | |
| Excursion | | | |
| Total | | 0.00 | 0.00 |
| | | 0.00 | 3,962.82 |
| | | 0.00 | 3,962.82 |

FUND ACCOUNT TOTALS

SEPTEMBER 2023 PAYROLL

\$ 324,572.81

SEPTEMBER 2023 GF Claims

\$ 185,545.00

Total SEPTEMBER 2023 Payments GF

\$ 510,117.81

| | | |
|------------------|----|------------------|
| HOT LUNCH | \$ | 9,242.46 |
| DEPRECIATION | | |
| ACTIVITIES | \$ | 18,760.26 |
| BOND | \$ | - |
| SPECIAL BUILDING | \$ | - |
| | \$ | <u>28,002.72</u> |

\$ 538,120.53

ALICAP

Nebraska Association of School Boards
All Lines Interlocal Cooperative Aggregate Pool

NASB ALICAP PREMIUM CONTRIBUTION BILLING STATEMENT

Original notice for policy year 2023-2024

9/1/23 through 8/31/24

Name of School District/ESU: **Kenesaw Public Schools**

Workers Compensation:

| <u>Class Code</u> | <u>Original estimated payroll</u> | | <u>9/1/23 Pool Rates</u> | <u>Cost</u> |
|-------------------|-----------------------------------|---|--------------------------|-------------|
| 8868 | \$3,415,000 | X | .0045 | \$15,367 |
| 9101 | \$237,000 | X | .0369 | \$8,745 |
| 7380 | \$69,000 | X | .0600 | \$4,140 |
| Total | <u>\$3,721,000</u> | | | |

| | |
|---|-----------------|
| Base premium contribution | \$28,253 |
| Experience Modifier (<i>times</i>) | <u>1.18</u> |
| Modified Premium | \$33,338 |
| Premium Size Discount (<i>less</i>) | <u>\$3,089</u> |
| contribution required per estimated payroll figures | \$30,249 |

Property, Liability, Boiler and Machinery, Errors and Omissions: **\$49,337**

Contribution Due for 23-24 policy year **\$79,587**

Credits:

| | |
|-----------------------|------------------------|
| Owner Dividend Credit | <u>(\$ 479)</u> |
| Loss Control Credit | <u>0</u> |
| Total Credit | <u>(\$ 479)</u> |

Net Contribution Due for 23/24 Policy Year **\$79,108**

Legend of Classification Codes:

8868 = Professional employees, teachers, administrators, aides and clerical

9101 = Custodians, cooks, and all other employees

7380 = Bus Drivers

PLEASE MAKE CHECKS PAYABLE TO AND REMIT TO
NASB ALICAP
1311 Stockwell Street
Lincoln, NE 68502

Billing is subject to adjustment based upon audited payroll figures or upon any applicable statutory requirement.

Payment due no later than September 30, 2023

Staff Professional Development Areas

Admin, Teacher, & Staff Unity - This must be our Number one Priority - Anything that is detrimental to this must be squashed. Re-Establish a School Leadership Committee

Data Analysis - To support teachers with analyzing student data and using this data to inform instruction.

Data Stewardship

Marzano Instructional Elements - Continue to learn about Marzano Instructional elements to support teachers with delivery of high quality instruction to enhance student learning.

Application of Marzano Elements

Learning Walks / instructional Rounds

Math

Reading

MTSS - Elementary

Technology Use in the Classroom

What you Will, Might, Will Not See - Activity - Create Posters for our teachers to place outside of classroom

Goal Setting with our Students

High Reliability Schools - Levels 1 thru 3

Level 1- Safety, Organization, Culture/Climate, Collaboration

Level 2- Effective Teaching in Every Classroom

Level 3- Viable and Guaranteed Curriculum

WEDNESDAY PLC ROTATIONS

| <i>WEEK of MONTH</i> | <i>MEETING</i> | <i>TIME</i> |
|---|---------------------------|--------------------|
| 1st 9/6 10/4 11/1 12/6 No January Meeting 2/7 3/6 4/3 5/1 | Committee Meetings | 2:20 - 3:10 |
| | Building PLCs | 3:10 - 3:30 |
| 2nd 9/13 10/11 11/8 12/13 1/10 2/14 3/13 4/10 5/8 | ALL STAFF PD | 2:20 - 3:10 |
| | Building PLCs | 3:10 - 3:30 |
| 3rd 9/20 10/18 11/15 12/20 1/17 2/21 3/20 4/17 No May Meeting | Building PLCs | 2:20 - 2:50 |
| | Teacher Work Time | 2:50 - 4:00 |
| 4th 9/27 10/25 No November Meeting No December Meeting 1/24 2/28 3/27 4/24 No May Meeting | Content Teams | 2:20 - 3:10 |
| | Building PLCs | 3:10 - 3:30 |
| 5th 11/29 1/31 | Teacher Work Time | 2:10 - 4:00 |

Staff Update - September 2023

Kenesaw Paraeducators

Kaylee Steer - Kaylee is supporting the morning 3-year-old PK class in the morning only. She works with these kids at the Community Daycare and is familiar with all of them.

Haley Sitz - Was hired recently to support with providing a 1 to 1 para for a special needs student. Haley is also riding a bus in the morning to support students.

Natalia Cassell - Natalie was hired to provide a 1 to 1 para for a special needs student. She is riding the bus in the afternoon with students.

Sarah Woodman - Sarah supported preschool last year and will continue on this year as a substitute para for the district.

We will no longer have the para being provided by ESU 9 for a few hours in the afternoon. Hiring Natalia alleviated the need for this extra support.

We have had several other paras move positions to support the needs that we have experienced with special education students.

Kenesaw Nutrition Services

We are currently functioning well with three staff in the kitchen. Jennifer Jacobitz is doing a nice job leading the kitchen staff. Both Michelle Frase and Stephanie Schade are doing a great job!!

Maintenance and Custodial Services

While Garrett and his help were able to get a great deal accomplished over the summer, not all projects were crossed off his list. We will review what remaining projects exist and determine when they can be completed. Right now Garrett and Zach are performing their indoor cleaning duties while also taking care of mowing and weed trimming as well. They also have to paint the football game and practice fields. Garrett has been working with Christensen Cleaning Services to iron out the kinks they are having. He has asked them to do their restroom cleaning last so that it is fresh and ready to go in the morning when students arrive. We are still looking for a full time custodian. We have to give Christensen cleaning a month's notice prior to canceling the contract with them.

One goal that we have is to start each day with clean restrooms and clean floors.