

Agenda

1. Opening the Meeting
 - 1.A. Nebraska Open Meetings Law
 - 1.B. Call to Order
 - 1.C. Publication of Meeting
 - 1.D. Roll Call
2. Welcome Visitors and Public Comment
3. Reports
 - 3.A. Comments from Principal Richardson
 - 3.B. Comments from Superintendent Masters
 - 3.C. Preschool
4. Consent Agenda
 - 4.A. Approve Minutes of the November 13, 2017 Regular Board Meeting.
 - 4.B. Approval of Treasurer's Report.
 - 4.C. Approval of December Claims. Payroll: (\$228,764.69) Claims (\$104,086.08)
 - 4.D. Approve Annual \$200.00 Donation to Kenesaw Fire Department
 - 4.E. Approve Board/Administrative Goals
5. Action Items
 - 5.A. Approve the Master Board Calendar for 2018
 - 5.B. Principal's Contract
 - 5.C. Superintendent's Contract
 - 5.D. Approval of Audit Report
 - 5.E. Approve proposal of Coca Cola or Pepsi as determined by Board
 - 5.F. Approve the Negotiated Agreement for the 2018/2019 School Year
 - 5.G. Approve Claim of Listed Items as Excess or Obsolete Property
6. Discussion Items
 - 6.A. Discuss Rule 10 Assurance 2017-2018
 - 6.B. Discuss Possibility of an FFA Program
 - 6.C. Discuss JH Football Consolidation with Shelton
 - 6.D. Review Policies: Community 1,000
 - 6.E. Discuss Banners that were previously approved by the Board
 - 6.F. Discuss Purchase of Scoreboard for the Old Gym
 - 6.G. January Master Board Calendar Items
 - 6.G.1. Reorganization of the Board (Election of Officers)
 - 6.G.2. Designate School Bank Depository
 - 6.G.3. Appoint Standing Committees
 - 6.G.4. Select School Auditor
 - 6.G.5. Designate School Newspaper
 - 6.G.6. Designate School Attorney
7. Assign Policies - Administration 2000 - for January Board Meeting

8. Executive Session
9. Adjourn

NDE Leadership Blog

nebraskaeducationnews.wordpress.com /



NDE Leadership Blog



#MaterialsMatter

Published on November 6, 2017

Cory Epler, Ph.D.
Chief Academic Officer

Over the past year, I've noticed the hashtag "#materialsmatter" appearing in my Twitter feed more frequently. [EdReports](#), a nonprofit offering free reviews of K-12 instructional materials, promotes the hashtag as a reminder that instructional materials play an important role in student learning. For me, the hashtag offers a simple, yet bold, statement **highlighting the impact standards-aligned, high-quality instructional materials have on student learning and achievement.**

The idea that when students learn from standards-aligned, high-quality instructional materials isn't new or novel. It's almost too simple, right? Even so, most state educational agencies (including NDE) have focused primarily on the *development of* and *assessment of* content area standards. Limited attention or guidance has been placed on the instructional materials (e.g. curriculum, core programs, etc.) used to develop and facilitate standards-aligned instruction. As a result, we have little information about which curricula are most commonly used in Nebraska and which of those resources are most effective in helping students learn the content within our state standards. Nationally, that trend is similar. Independent reviews and review tools like EdReports, the [EQUIP rubric](#), or the [IMET tool](#), illustrate a lack of standards-aligned, high-quality instructional materials available and utilized nationwide (Chiefs for Change, 2017).

To me, that's a problem.

First, and most importantly, this is an equity issue. We have a responsibility to ensure that all students have equitable access to the education necessary to achieve their full potential. **A key aspect of this is that all students receive strong, standards-aligned instruction.** Schmidt et al. (2015) found that low-income students are less likely to have access to high-quality content or textbooks in the classroom than students in higher income communities. This inequity, in part, accounts for the significant achievement gap between these students and their more affluent peers.

Additionally, **when students receive instruction from materials *not* aligned to state standards, the opportunity to learn decreases.** For example, **middle school students using high-quality instructional materials receive the equivalent of an additional eight months of learning versus students using low-quality materials.** Furthermore, when high-quality

materials were combined with professional development, students gained four months of learning over two years versus comparison groups (Taylor et al., 2015). This research supports the claim that high-quality instructional materials create additional opportunities for students to learn.

The Nebraska State Board of Education approves standards for all content area. **These standards reflect what students should know and be able to do within all content areas.** Additionally, **NDE is committed to building an assessment system that includes resources designed to assess all content area standards.** We have solid processes in place to develop and assess content area standards, but that's not enough. It is important that NDE provides leadership and support to ensure that teachers are equipped with high-quality instructional materials aligned to the state standards and that teachers receive professional development to effectively implement these materials.

But, how will we get there?

I am excited to share that Nebraska is one of seven states selected to participate in the “Instructional Materials-Professional Development Network” facilitated by the Council of Chief State School Officers (CCSSO). The goal of this two-year network is to increase the percent of districts in which new instructional material adoptions and procurements are high-quality and aligned to the state's standards. Our work is framed around four questions:

1. What are the most commonly used instructional resources (curricula, core programs, etc.) that Nebraska schools utilize?
2. What is the alignment of those instructional resources to Nebraska's content area standards?
3. Do all students have an opportunity to learn from high-quality instructional resources?
4. How can NDE help districts identify high-quality, standards-aligned instructional resources?

To accomplish this work, NDE will work with the ESUs to begin identifying the instructional materials most commonly used by Nebraska schools and develop the criteria/process for determining quality and alignment. Through this work, we hope to increase use of instructional materials aligned to our state standards and increase the percentage of teachers receiving professional development on the use of **standards-aligned curricular materials.**

It seems like a daunting task and NDE is headed down a path we have never gone before. Even so, when I describe this work to others, **I'm convinced that this work has the potential to be a game changer** for our schools and districts. In a July [blog](#), EdReports summed it up:

In the end, when districts choose strong curriculum it means that teachers are supported and can spend newfound time on deepening and differentiating learning rather than scouring the internet for quality materials. And most of all, it means that all students have access to the content they need to be ready for college and careers.

Well said, my friends. Well said.

References:

Chiefs for Change. (2017). *Hiding in plain sight: Leveraging curriculum to improve student learning* (Policy Brief). Retrieved from <http://chiefsforchange.org/policy-papers/>.

Schmidt, W., Burroughs, N., Zoido, P., & Houang, R. (2015). The Role of Schooling in Perpetuating Educational Inequality: An International Perspective. *Educational Researcher*, 44 (7).

Taylor, J., Getty, S., Kowalski, S., Wilson, C., Carlson, J., & Van Scotter, P. (2015). An efficacy trial of research-

Superintendents Comments - December 2017

Textbooks, Resources, other Materials

I asked Mr. Roe to take a survey of our textbooks, resources, and other materials. Teachers are turning this information in and we are beginning to analyze it. I have an attachment that we can review. In speaking with Valorie Foy, the NDE Assessment Director, she said, "You will not do well on the ELA assessment with outdated resources." I would assume that this would be true in a lot of content areas. I have attached a NDE Blog entitled #MaterialsMatter. This is a good article to read. It discusses the need to have textbooks and resources that closely align to the state standards. For this to happen they have to be recent. We need to review our textbooks and resources and determine priority of need. Since this is new we will need to wait so that textbooks and materials can be updated. A 6-7 Year Review Schedule needs to be made and followed.

#MaterialsMatter [Materials Matter](#) You are looking for an attachment at the end of this document.

This is the textbook survey Mr. Roe completed - [Textbook Survey](#)

Roofing Project

Basically completed. They have a few things to do over Christmas break. Here are the Numbers: \$40,391.20 (Retainage) Less \$17,711.39 (Water and Other Damage) = \$22,679.81 (Last Payment to Ziemba)

Ziemba Final Payment [Ziemba Final Payment](#)

Option Enrollment

Option In/Out

We have had one student placed as a ward of the state - She is an in-district student since she is living with a family that resides in Kenesaw.

Another student, Carli Tatro - 9th, is an option in student - She is not a special education student, performed satisfactorily academically, and was in good standing (meaning not suspended or expelled) behaviorally at her previous school. I will speak more to this.

It sounds like Ali'i McDermott - K will be transferring back to Hastings. I have not yet confirmed this but will give his mom (Amber) a call when I get a chance.

Kenesaw School Webpage

I visited with Angel Keiser regarding the school webpage. I asked her to give a quote for the amount she would charge to put our webpage together and to help update and keep the sight current. Right now we have Tonya Jensen preparing the webpage. Tonya is a full time para and is not provided any time to maintain the webpage. She is basically doing this out of the kindness of her heart since she is using her own personal time to work on the webpage. I think with Angela's experience we will be able to create a page that tells our story and keeps the community and other interested persons in the know. She has asked that we identify some school personal that will be responsible for getting pertinent information to her so that she can keep the webpage current. She is still working on her proposal.

E-Rate

I have visited with Gary Needham regarding completing our E-Rate paperwork for us. The fee is nominal and at this point and time I just don't have the time to do it. It will get done and be done right this way. This is from an email that Gary sent to me -

ESU 9 charges 3% for e-rate consulting. If I remember correctly, your pre-erate cost for Internet access is \$400 / month. You are eligible for a 60% discount, making your costs \$160 / month. My charge is 3% of \$400x12, which is \$144. So for \$144 per year, you avoid the pain of filing the annual paperwork within your district and you get \$240 per month back in reimbursement or invoice credits.

Bid Process for Technology AND Update Wireless

The Bid Process refers to the getting the correct wiring and necessary technology components for the new preschool addition. This has to be done so that various computer companies can bid on the project and they will be bidding on the same information. The Wireless upgrade opportunity needs to be done this year or next. Gary felt like we were right on the edge of needing to do this before the money ran out. There is not guarantee that E-Rate will not be handled differently in the future. I feel that getting Gary's expertise in an area that I have no experience in would be the best for the school. I can attend some training on E-rate in the future.

The one-time, wireless installation is a bit different. I mentioned this at the last superintendent's meeting. Each district is eligible for a discount back on up to \$150 per student, one time within 5 years. We are in year 4. For round numbers, let's say you have 400 students. You can spend up to \$60,000 on network improvements. If you spend the maximum, you will receive \$36,000 in reimbursement and I will charge \$1,800 (3%) for the filing if I handle the entire bid process or \$750 (my e-rate filing maximum per form) if I only do the e-rate paperwork. Your cost is \$25,800 for a \$60,000 network upgrade. Obviously, that is still enough money that you should only do it if you need to. But the opportunity does run out in the next two years, and you will be on the edge of needing an upgrade by that time.

Gary thought the cost for handling just the bidding for the new addition would be about \$450.

Meeting with Auditor

Deb and I will be meeting with the auditor on December 21st. One of the things that we have to really hone in on is making sure that entries are made to the right accounts (correct coding) When things are not coded properly it can cost us some reimbursement money. Additionally,

we need to make certain that all errors and/or procedures are fixed and performed in the correct manner.

Shay Burk - Hastings Tribune

Shay Burk gave me a call and scheduled a time to meet with me. The meeting went well. She is doing a piece on the new preschool addition. We had a great conversation and I think the foundation has been set for us to work together well in the future. She asked about sharing neat learning opportunities the Kenesaw students are exposed to with her. Her email is sburk@hastingstribune.com I will share this with our teachers as well as Angela Keiser.

Pay for Summer Teacher Work

I wanted to discuss with the Board the possibility to pay teachers for work during the summer time. This would primarily be curriculum work consisting of:

- Identifying Power Standards
- Writing Learning Targets
- Unwrapping the State Standards
- Determining Essential Questions and the Big Picture
- Writing Formative and Summative Assessments
- Making sure Instruction is at the Proper Depth
- Aligning standards Horizontally and Vertically
- Writing Curriculum

This is a process that needs to be done in all content areas but most importantly in ELA, Math, Science, Social Studies. Most likely we would start with ELA, then Math, and by this time the new Science Standards would have a lot of resources to support them. The summer is about the only time when there is enough time to get this work completed. I would suggest paying teachers \$120 per day (Current substitute teacher pay) or \$60 per half day.

Advertising for Preschool Teachers

This is something that I need to get done this week so that we can interview in early January. I wanted to visit with the board regarding the degree of need for preschool teachers.

Mold Report

Everything checked out okay!!

Kenesaw Village Meeting

I will be meeting with the Village on Tuesday to discuss the shot put ring as well as using their road for the purpose of dropping off preschool students on the southeast side of the school. I will send an email or text out to the board regarding the outcome of this discussion.

New Coil for the Refrigeration Unit

Rutt Heating and Air proposal for \$1,396.17. This was damaged by hail. The unit is operating okay but with the damaged coil it prevents appropriate air intake to cool much like a radiator.

Air Compressor for the Shop

The old 60 gallon air compressor went out. The over fill valve was also not working which is what prevents the tank from exploding. We purchased a 80 gallon tank that can run continuously which will allow the students to use most any tool. This tank was about \$1,000 with an 11% rebate.

Purchased 4 Tires for Bus

The tires would not pass inspection again so we had to get tires. This keeps our students safe!! Each tire was \$352 so the entire bill was around \$1,400.

KENESAW PUBLIC SCHOOL TRANSPORTATION REPORT 2017-2018

Beg. Sept. 1, 2017										
					Micro					
	#12	#08	#05	#11	#12 Sped	EXC.	VAN	Pickup	ALL VH.	
Beg 17-18 Mileage of Year	89570	104025	98532	32326	69426	137357	91260	74780		
END MO. MILEAGE	92588	105927	99878	34435	71527	137774	92144	75843		
BEG MO. MILEAGE	89570	104025	98532	32326	69426	137357	91260	74780		
Totals	3018	1902	1346	2109	2101	417	884	1063		12840
Route Miles										
AUGUST	637	661	0	905	607	271	224	286		3591
SEPTEMBER	1301	1208	479	1044	1297	146	660	777		6912
OCTOBER	1385	1212	433	912	1498	515	834	1408		8197
NOVEMBER	1174	1029	300	1398	1630	544	172	1489		7736
DECEMBER										0
JANUARY										0
FEBRUARY										0
MARCH										0
APRIL										0
MAY										0
JUNE										0
JULY										0
Route Miles	4497	4110	1212	4259	5032	1476	1890	3960		26436
Activity Miles	1850	633	1914	275	143		99			4914
Misc. Miles	69	67	36	163	54	16	5			410
TOTAL MILES	6416	4810	3162	4697	5229	1492	1994	3960		31760
REPAIRS/ OIL CHANGES/ETC										
					Micro					
	#12	#08	#05	#11	#12 Sped	EXC.	VAN	Pickup	Tractor Mower	ALL VH.
AUGUST										0.00
SEPTEMBER	481.25		346.20	1,018.30						1,845.75
OCTOBER		217.84		2,901.74						3,119.58
NOVEMBER	1311.68	87.74	91.85	87.74	56.18	350.00	140.55	312.60		2,438.34
DECEMBER										0.00
JANUARY										0.00
FEBRUARY										0.00
MARCH										0.00
APRIL										0.00
MAY										0.00
JUNE										0.00
JULY										0.00
REPAIRS/YTD	1792.93	305.58	438.05	4,007.78	56.18	350.00	140.55	312.60	0.00	7,403.67
End of July 2017 Hours										
			Jul-17	Jul-18	Jul-19	Jul-20				
2015 Kobota L3301 Tractor			328 hours							
2007 John Deere LT 180 Mower			642 hours							
2009 Grasshopper 729 Mower			992 hours							

**KENESAW PUBLIC SCHOOL
ACTIVITIES ACCOUNT
104-562
2017-2018**

DATE	TRANSACTION	CHECK #	RECEIPT	EXPENDITURE	CKG BALANCE
9/1/17	BEGINNING BALANCE				117,050.78
			41,508.99		158,559.77
				(16,243.97)	142,315.80
9/30/17	ACB - Interest		45.57		142,361.37
	Outstanding Checks (none)				
9/30/17	Bank Balance				
9/30/17	Reconciled Balance				142,361.37
	Fiscal Year to Date Totals		41,554.56	-16,243.97	
10/1/17	BEGINNING BALANCE				142,361.37
			41,096.51		183,457.88
				(24,795.55)	158,662.33
10/31/17	ACB - Interest		58.94		158,721.27
	Outstanding Checks (none)				
10/31/17	Bank Balance				158,662.33
10/31/17	Reconciled Balance				158,662.33
	Fiscal Year to Date Totals		82,710.01	-41,039.52	
11/1/17	BEGINNING BALANCE				158,662.33
11/30/17			37,397.10		196,059.43
11/30/17				(36,442.11)	159,617.32
11/30/17	ACB - Interest		59.22		159,676.54
	Outstanding Checks (none)				23,722.74
11/30/17	Bank Balance				159,676.54
11/30/17	Reconciled Balance				159,676.54
	Fiscal Year to Date Totals		120,166.33	-77,481.63	

KENESAW PUBIC SCHOOL

BOND FUND

163-907

2017-2018

DATE	TRANSACTION	CHECK #	RECEIPT	EXPENDITURE	CKG BALANCE
11/1/17	BEGINNING BALANCE				235,952.36
11/9/17	Adams Co. Treasurer		1,156.76		237,109.12
11/10/17	Hall Co. Treasurer		87.01		237,196.13
11/14/17	KPS GF Transfer of Funds		70,500.00		307,696.13
11/15/17	Union Bank and Trust			(305,693.63)	2,002.50
11/16/17	Kearney Co. Treasurer		100.01		2,102.51
11/30/17	ACB - Interest		60.07		2,162.58
	Outstanding Checks (none)				
11/30/17	Bank Balance				2,162.58
11/30/17	Reconciled Balance				2,162.58
	Fiscal Year to Date Totals		184,742.14	(305,693.63)	

KENESAW PUBLIC SCHOOL

TREASURERS REPORT

900-076

2017-2018

DATE	TRANSACTION	CHECK #	RECEIPT	EXPENDITURE	CKG BALANCE
11/1/17	BEGINNING BALANCE				3,005,323.46
11/9/17	Adams Co. Treasurer		18,876.74		3,024,200.20
11/10/17	Hall Co. Treasurer		1,058.12		3,025,258.32
11/15/17	HL NEIT		55.11		3,025,313.43
11/15/17	HL Retirement		933.34		3,026,246.77
11/15/17	HL FICA		810.79		3,027,057.56
11/16/17	Kearney Co. Treasurer		1,063.55		3,028,121.11
11/16/17	Village of Kenesaw		750.00		3,028,871.11
11/29/17	State of NE		4,736.00		3,033,607.11
11/31/17	ACB - Interest		1,059.37		3,034,666.48
			<u>29,343.02</u>		<u>3,034,666.48</u>
EXPENSES					
11/13/17	Approved October 17 Claims		(353,958.55)		
	HL Retirement		(933.34)		
	Taxes		(675.94)		
	Total Expenditures			<u>(355,567.83)</u>	
	Ending Balance				<u>2,679,098.65</u>
	Outstanding Checks				6,003.95
	Ending Balance as of Nov. 30				2,685,102.60
	Ending Bank Balance as of Nov. 30				2,685,102.60
11/31/17	Difference				<u>0.00</u>
	Fiscal Year to Date Totals		<u>1,157,601.45</u>	<u>(952,267.57)</u>	

KENESAW PUBLIC SCHOOL

HOT LUNCH

104-448

2017-2018

DATE	TRANSACTION	CHECK #	RECEIPT	EXPENDITURE	CKG BALANCE
11/1/17	BEGINNING BALANCE				<u>52,498.47</u>
11/3/17	Purchased Meals		6,508.60		<u>59,007.07</u>
11/14/17	ISF Paid		60.00		<u>59,067.07</u>
11/20/17	State of NE Reimb.		7,063.40		<u>66,130.47</u>
11/20/17	Purchased Meals		4,124.25		<u>70,254.72</u>
11/30/17	ACB - Interest		15.61		<u>70,270.33</u>
			<u>17,771.86</u>		<u>70,270.33</u>
11/13/17	Approved October 17 Claims			(20,440.98)	
11/13/17	ISF Returned Check			(60.00)	
	Total Expenditures			<u>(20,500.98)</u>	
	Ending Balance				<u>49,769.35</u>
	Outstanding Checks				<u>0.00</u>
	Ending Balance as of Nov. 30				<u>49,769.35</u>
	Ending Bank Balance as of Nov. 30				<u>49,769.35</u>
11/30/17	Difference				<u>0.00</u>
	Fiscal Year to Date Totals		65,820.16	(59,633.28)	

Checks for Payment Listing

Direct Dep.	Check	Check Date	Payable To	Description	Amount
1 - GENERAL FUND					
	00029637	12/11/2017	Academic Hallmarks	Custom Questions SPED	28.44
	00029638	12/11/2017	B2 Environmental INC.	Mold Inspection Elem.	600.00
	00029639	12/11/2017	Kristen Benton	Reimb. for Question Bank Dwnld	25.00
	00029640	12/11/2017	Bio Corporation	Skinned Plain Cats	370.66
	00029641	12/11/2017	Black Hills Energy	Natural Gas Service	3,221.74
	00029642	12/11/2017	Business World Products	Folders/Wipes/Tape	48.99
	00029642	12/11/2017	Business World Products	Folders/Wipes/Tape	48.98
	00029643	12/11/2017	Canon Solutions America, INC.	Staples for Big Copier	197.50
	00029643	12/11/2017	Canon Solutions America, INC.	Copier Service	68.31
	00029643	12/11/2017	Canon Solutions America, INC.	Staples for Big Copier	197.50
	00029643	12/11/2017	Canon Solutions America, INC.	Copier Service	181.50
	00029644	12/11/2017	Cenex Fleetcard	Vehicle Fuel	537.88
	00029644	12/11/2017	Cenex Fleetcard	Vehicle Fuel	445.96
	00029644	12/11/2017	Cenex Fleetcard	Vehicle Fuel	552.77
	00029644	12/11/2017	Cenex Fleetcard	Vehicle Fuel	388.77
	00029644	12/11/2017	Cenex Fleetcard	Vehicle Fuel	105.04
	00029644	12/11/2017	Cenex Fleetcard	Vehicle Fuel	178.66
	00029644	12/11/2017	Cenex Fleetcard	Vehicle Fuel	46.36
	00029644	12/11/2017	Cenex Fleetcard	Vehicle Fuel	68.37
	00029645	12/11/2017	Central Nebraska Rehabilitation Services	OTR/L / PT Oct. Services	2,358.75
	00029645	12/11/2017	Central Nebraska Rehabilitation Services	OTR/L / PT Services Sept.	1,543.85
	00029645	12/11/2017	Central Nebraska Rehabilitation Services	OTR/L / PT Oct. Services	978.15
	00029645	12/11/2017	Central Nebraska Rehabilitation Services	OTR/L / PT Services Sept.	1,151.40
	00029646	12/11/2017	Computer Hardware, Inc.	5 HP ProBook 450 SHOP	2,766.80
	00029647	12/11/2017	Cooperative Producers, Inc.	4 Bus Tires Bus 12	1,311.68
	00029648	12/11/2017	Cash-Wa Distributing	Paper Towels / TP	247.57
	00029648	12/11/2017	Cash-Wa Distributing	Towels	223.92
	00029648	12/11/2017	Cash-Wa Distributing	Can Liners/Tissues	445.39
	00029649	12/11/2017	Dana F. Cole & Company, LLP	Nov. Services	66.95
	00029649	12/11/2017	Dana F. Cole & Company, LLP	Oct. Services	66.95
	00029650	12/11/2017	DAS State Accounting - Central Finance	Distance Learning	234.93
	00029651	12/11/2017	Electronic Systems, Inc.	Repair All Call Amplifier	840.00
	00029651	12/11/2017	Electronic Systems, Inc.	Manual Pull Station Relocation	287.70
	00029652	12/11/2017	Educational Service Unit #9	Powerschool Service	1,750.00
	00029652	12/11/2017	Educational Service Unit #9	Oct. Services	13,256.43
	00029652	12/11/2017	Educational Service Unit #9	Benton/Hohensee Science Curric	25.00
	00029652	12/11/2017	Educational Service Unit #9	Powerschool Service	1,750.00
	00029652	12/11/2017	Educational Service Unit #9	Title 1 Cadre-SPED Inservice	10.00
	00029652	12/11/2017	Educational Service Unit #9	Oct. Services	13,823.58
	00029652	12/11/2017	Educational Service Unit #9	SA +5 / 0-2 / 3-4	20,326.83
	00029652	12/11/2017	Educational Service Unit #9	Kroos Tech. Inservice	25.00
	00029652	12/11/2017	Educational Service Unit #9	Benton/Hohensee Science Curric	25.00
	00029652	12/11/2017	Educational Service Unit #9	SA +5 / 0-2 / 3-4	16,488.86
	00029652	12/11/2017	Educational Service Unit #9	SA +5 / 0-2 / 3-4	1,286.10
	00029652	12/11/2017	Educational Service Unit #9	Computer Repair	50.00
	00029652	12/11/2017	Educational Service Unit #9	Oct. Services	571.60
	00029653	12/11/2017	Fill-n-Chill	Vehicle Fuel	125.36
	00029653	12/11/2017	Fill-n-Chill	Vehicle Fuel	35.49
	00029654	12/11/2017	Fleet Pride	Bus Inspections	87.74

Checks for Payment Listing

Direct

Dep.	Check	Check Date	Payable To	Description	Amount
	00029654	12/11/2017	Fleet Pride	Bus Inspections	91.85
	00029654	12/11/2017	Fleet Pride	Bus Inspections	87.74
	00029655	12/11/2017	GLENWOOD TELEPHONE	BKKPR Backup System	5.95
	00029656	12/11/2017	Hatten Electric Service	Repair Bell/Gossett Pump Motor	550.51
	00029657	12/11/2017	Kenesaw Market	Clorox / Klenex	208.07
	00029658	12/11/2017	Kenesaw Motor Co.	SPED Bus Inspection / Credit	-100.00
	00029658	12/11/2017	Kenesaw Motor Co.	Pickup Inspect/Repair/Oil Chan	312.60
	00029658	12/11/2017	Kenesaw Motor Co.	Van Inspection / Oil Change	140.55
	00029658	12/11/2017	Kenesaw Motor Co.	SPED Bus Inspection / Credit	156.18
	00029658	12/11/2017	Kenesaw Motor Co.	Excursion Inspection / Repair	350.00
	00029659	12/11/2017	Kenesaw Public School-Activity Fund	Proj. DC Donation from the Boa	1,600.00
	00029659	12/11/2017	Kenesaw Public School-Activity Fund	Mrs. Einrem Proj. DC	895.00
	00029660	12/11/2017	Matheson Tri-Gas Inc.	Gas for Welding	43.60
	00029660	12/11/2017	Matheson Tri-Gas Inc.	Gas for Welding	92.79
	00029661	12/11/2017	Menards - Hastings	Boards/Plumb/Screws/Meas. Tape	303.37
	00029661	12/11/2017	Menards - Hastings	Sprayer/Tote/FI Scrubber/Handl	90.26
	00029661	12/11/2017	Menards - Hastings	Tool Box/Tool Pouch/Screws	85.21
	00029661	12/11/2017	Menards - Hastings	Light Bulbs/Nut Driver Set	93.86
	00029662	12/11/2017	Nebraska Council of Sch. Admin.	Deb Membershi[235.00
	00029663	12/11/2017	NETA	Powerschool Jan D.	60.00
	00029663	12/11/2017	NETA	Powerschool Training Tonya A.	60.00
	00029664	12/11/2017	Overhead Door	Repair Garage Doors	881.97
	00029665	12/11/2017	Omaha World Harold	Classroom Newspapers	96.40
	00029666	12/11/2017	Perry, Guthery, Haase, & Gessford, PC	Email / Phone W/Mr. Masters	90.00
	00029667	12/11/2017	Mary Powell	Embroidery on Staff Shirts	200.00
	00029668	12/11/2017	Quill.com	File Folders	39.87
	00029668	12/11/2017	Quill.com	Flash Light Nurses Office	47.99
	00029669	12/11/2017	Scholastic Inc.	Scholastic News 6th Gr.	165.00
	00029670	12/11/2017	Sherwin Williams	Paint for Commons Area North	63.24
	00029671	12/11/2017	Randy Simmons	Bus Permit Lic. Fee	7.50
	00029672	12/11/2017	Southern Power District	Electrical Service / Sign	80.57
	00029672	12/11/2017	Southern Power District	Electrical Service / Sign	3,354.73
	00029673	12/11/2017	Studies Weekly	NE4/USA Studies Wkly	86.40
	00029674	12/11/2017	Textbook Warehouse	Algebra 1 Concepts and Skills	90.00
	00029675	12/11/2017	Kelsey Toms	Reimb. ASHA Dues 2018	225.00
	00029676	12/11/2017	US Bank	Educreations, INC KT	99.00
	00029676	12/11/2017	US Bank	Scholastic Ed	39.99
	00029676	12/11/2017	US Bank	Adobe DK	15.81
	00029676	12/11/2017	US Bank	Adobe CR	15.81
	00029676	12/11/2017	US Bank	Adobe DK	15.81
	00029676	12/11/2017	US Bank	Butterfly Strips for Nursing	6.99
	00029676	12/11/2017	US Bank	Butterfly Strips for Nursing	4.66
	00029676	12/11/2017	US Bank	Board / Superintendent Meal	95.89
	00029676	12/11/2017	US Bank	Marriott Hotel - Omaha	352.12
	00029676	12/11/2017	US Bank	Butterfly Strips for Nursing	4.05
	00029676	12/11/2017	US Bank	Marriott Hotel - Omaha	298.00
	00029676	12/11/2017	US Bank	Marriott Hotel - Omaha	352.12
	00029676	12/11/2017	US Bank	Butterfly Strips for Nursing	4.89
	00029676	12/11/2017	US Bank	Marriott Hotel - Omaha	352.12
	00029676	12/11/2017	US Bank	Marriott Hotel - Omaha	298.00

Checks for Payment Listing

Direct

Dep.	Check	Check Date	Payable To	Description	Amount
	00029676	12/11/2017	US Bank	Board / Superintendent Meals	70.72
	00029677	12/11/2017	Kenesaw Post Office	Marketing Mail Permit #4	225.00
	00029678	12/11/2017	Verizon Wireless	Bus Cell Phone	89.56
	00029678	12/11/2017	Verizon Wireless	Bus Cell Phone	11.62
	00029679	12/11/2017	Village Of Kenesaw	GB / SW / Water	101.30
	00029679	12/11/2017	Village Of Kenesaw	GB / SW / Water	4.38
	00029679	12/11/2017	Village Of Kenesaw	GB / SW / Water	59.50
	00029679	12/11/2017	Village Of Kenesaw	GB / SW / Water	358.81
	00029679	12/11/2017	Village Of Kenesaw	GB / SW / Water	14.88
	00029679	12/11/2017	Village Of Kenesaw	GB / SW / Water	14.88
	00029679	12/11/2017	Village Of Kenesaw	GB / SW / Water	142.50
	00029680	12/11/2017	Zimmerman Printers	Dec. Newsletters	162.00
	00029680	12/11/2017	Zimmerman Printers	Absence Reports 3/Part	125.00
	00029680	12/11/2017	Zimmerman Printers	Nov. Newsletters	162.00
	00029680	12/11/2017	Zimmerman Printers	Nov. Newsletters	162.00
	00029680	12/11/2017	Zimmerman Printers	Dec. Newsletters	162.00

1 - GENERAL FUND Totals: 104,086.08

2 - LUNCH FUND

	00005782	12/11/2017	AUCA Chicago Lockbox	Linen Service	241.82
	00005783	12/11/2017	Cash-Wa Distributing	Food Expense / Other	5.00
	00005783	12/11/2017	Cash-Wa Distributing	Food Expense / Other	218.45
	00005783	12/11/2017	Cash-Wa Distributing	Food Expense / Other	824.31
	00005783	12/11/2017	Cash-Wa Distributing	Food Expense / Other	23.40
	00005783	12/11/2017	Cash-Wa Distributing	Food Expense / Supply / Other	51.35
	00005783	12/11/2017	Cash-Wa Distributing	Food Expense / Other	5.00
	00005783	12/11/2017	Cash-Wa Distributing	Food Expense / Supply / Other	1,129.22
	00005783	12/11/2017	Cash-Wa Distributing	Food Expense / Other /	885.18
	00005783	12/11/2017	Cash-Wa Distributing	Food Expense / Other /	5.00
	00005783	12/11/2017	Cash-Wa Distributing	Food Expense / Supply / Other	5.00
	00005783	12/11/2017	Cash-Wa Distributing	Food Expense / Other /	165.01
	00005784	12/11/2017	Earthgrains Baking Co's Inc	Food Expense	43.04
	00005784	12/11/2017	Earthgrains Baking Co's Inc	Food Expense	45.57
	00005784	12/11/2017	Earthgrains Baking Co's Inc	Food Expense	45.57
	00005784	12/11/2017	Earthgrains Baking Co's Inc	Food Expense	87.97
	00005785	12/11/2017	Hiland Dairy Foods Co. LLC	Food Expense	156.60
	00005785	12/11/2017	Hiland Dairy Foods Co. LLC	Food Expense	247.09
	00005785	12/11/2017	Hiland Dairy Foods Co. LLC	Food Expense	262.41
	00005785	12/11/2017	Hiland Dairy Foods Co. LLC	Food Expense	156.06
	00005785	12/11/2017	Hiland Dairy Foods Co. LLC	Food Expense	163.72
	00005785	12/11/2017	Hiland Dairy Foods Co. LLC	Food Expense	157.06
	00005785	12/11/2017	Hiland Dairy Foods Co. LLC	Food Expense	240.43
	00005785	12/11/2017	Hiland Dairy Foods Co. LLC	Food Expense	142.20
	00005786	12/11/2017	Kenesaw Market	Food Expense	1,372.27
	00005787	12/11/2017	Nebraska Food Distribution Program	Food Expense	-8.50
	00005787	12/11/2017	Nebraska Food Distribution Program	Food Expense	1,240.74
	00005788	12/11/2017	Sysco Lincoln	Food Expense / Supply	1,034.38
	00005788	12/11/2017	Sysco Lincoln	Food Expense / Supply	94.78
	00005789	12/11/2017	The Thompson Co., Inc.	Food Expense / Other	5.00
	00005789	12/11/2017	The Thompson Co., Inc.	Food Expense / Other	535.92
	00005789	12/11/2017	The Thompson Co., Inc.	Food Expense / Other	434.57

Checks for Payment Listing

Direct Dep.	Check	Check Date	Payable To	Description	Amount
	00005789	12/11/2017	The Thompson Co., Inc.	Food Expense / Other	5.00
	00005789	12/11/2017	The Thompson Co., Inc.	Food Expense / Other	5.00
	00005789	12/11/2017	The Thompson Co., Inc.	Food Expense / Other	320.41
2 - LUNCH FUND Totals:					10,346.03
Report Total:					114,432.11

Expense Summary - December 2017

Account	Description	Published Budget	Monthly Exp	YTD Exp	Unencumbered (Pub)	Percentage (%)
1 GENERAL FUND						
1-1100-110-1	Salary (elem)	420,000.00	31,820.64	127,204.15	292,795.85	69.71
1-1100-110-2	Salary (sec)	495,000.00	39,619.71	167,347.91	327,652.09	66.19
1-1100-120-1	Sub Salary (elem)	16,000.00	780.00	2,220.00	13,780.00	86.13
1-1100-120-2	Sub Salary (sec)	16,000.00	2,430.50	4,670.50	11,329.50	70.81
1-1100-130-0	Stipends	0.00	0.00	0.00	0.00	0.00
1-1100-140-1	Other Salary (elem aide)	38,000.00	2,313.49	8,408.39	29,591.61	77.87
1-1100-140-2	Other Salary (Sec. Aide)	0.00	0.00	0.00	0.00	0.00
1-1100-143-0	Technology Cord.	0.00	3,148.60	6,297.20	-6,297.20	0.00
1-1100-210-0	FICA	0.00	238.68	492.32	-492.32	0.00
1-1100-210-1	FICA (elem)	32,000.00	2,400.40	9,807.92	22,192.08	69.35
1-1100-210-2	FICA (sec)	42,000.00	3,128.40	13,039.09	28,960.91	68.95
1-1100-215-1	FICA (elem aide)	6,000.00	167.11	613.41	5,386.59	89.78
1-1100-220-0	Retirement	0.00	311.01	641.36	-641.36	0.00
1-1100-220-1	Retirement (elem)	40,000.00	3,155.92	12,615.30	27,384.70	68.46
1-1100-220-2	Retirement (sec)	52,000.00	4,058.82	16,636.11	35,363.89	68.01
1-1100-225-1	Retirement (elem aide)	6,000.00	215.78	792.05	5,207.95	86.80
1-1100-230-1	Health Ins (elem)	147,000.00	11,377.87	43,028.50	103,971.50	70.73
1-1100-230-2	Health Ins (sec)	140,000.00	10,130.80	38,040.22	101,959.78	72.83
1-1100-250-1	Annuity (elem aide)	1,500.00	133.33	533.35	966.65	64.44
1-1100-290-2	Other Benefits (sec)	0.00	0.00	0.00	0.00	0.00
1-1100-310-2	Project DC / NY	2,500.00	2,495.00	2,495.00	5.00	0.20
1-1100-313-0	Enrichment	0.00	0.00	0.00	0.00	0.00
1-1100-313-1	Pupil Serv (elem field tr)	1,300.00	0.00	368.00	932.00	71.69
1-1100-313-2	Pupil Serv (sec field tr)	2,500.00	0.00	179.00	2,321.00	92.84
1-1100-318-1	Contracted Serv (elem)	10,000.00	0.00	133.00	9,867.00	98.67
1-1100-318-2	Contracted Serv (sec)	10,000.00	0.00	36.89	9,963.11	99.63
1-1100-319-1	Prof/Tech Serv (elem)	3,500.00	0.00	0.00	3,500.00	100.00
1-1100-319-2	Prof/Tech Serv (sec)	3,500.00	0.00	0.00	3,500.00	100.00
1-1100-382-0	Distance Learning Line	3,000.00	234.93	1,134.93	1,865.07	62.17
1-1100-410-1	Supplies (elem)	12,000.00	326.35	6,594.15	5,405.85	45.05
1-1100-410-2	Supplies (sec)	12,000.00	617.14	3,146.09	8,853.91	73.78
1-1100-420-1	Textbooks (elem)	12,000.00	0.00	3,280.37	8,719.63	72.66
1-1100-420-2	Textbooks (sec)	12,000.00	90.00	9,749.18	2,250.82	18.76
1-1100-430-1	Library Books (elem)	2,500.00	0.00	0.00	2,500.00	100.00
1-1100-440-1	Periodicals (elem)	2,000.00	251.40	416.40	1,583.60	79.18
1-1100-440-2	Periodicals (sec)	2,000.00	96.40	96.40	1,903.60	95.18
1-1100-450-1	AV Materials (elem)	2,000.00	0.00	0.00	2,000.00	100.00
1-1100-450-2	AV Materials (sec)	2,000.00	0.00	0.00	2,000.00	100.00
1-1100-460-1	Computer Hardware (elem)	5,000.00	0.00	0.00	5,000.00	100.00
1-1100-460-2	Computer Hardware (sec)	7,500.00	50.00	50.00	7,450.00	99.33
1-1100-465-1	Computer Soft (elem)	8,000.00	1,750.00	1,750.00	6,250.00	78.13
1-1100-465-2	Computer Soft (sec)	10,000.00	1,775.00	1,775.00	8,225.00	82.25
1-1100-530-1	Furn & Equip (elem)	10,000.00	0.00	0.00	10,000.00	100.00
1-1100-530-2	Furn & Equip (sec)	2,500.00	0.00	0.00	2,500.00	100.00
1-1100-570-1	Technology (Elem)	7,500.00	0.00	68.15	7,431.85	99.09
1-1100-570-2	Technology (Sec)	10,000.00	0.00	7,458.29	2,541.71	25.42
1-1100-630-1	Dues & Fees (elem)	1,000.00	0.00	0.00	1,000.00	100.00
1-1100-630-2	Dues & Fees (sec)	1,000.00	0.00	0.00	1,000.00	100.00
1-1100-643-0	Unemploy/Judgments	1,000.00	0.00	0.00	1,000.00	100.00
1-1100-670-1	Prof Gr (Bauer)	500.00	0.00	0.00	500.00	100.00
1-1100-670-2	Prof Gr (Hohnessee)	500.00	25.00	25.00	475.00	95.00
1-1100-670-3	Prof Gr (Tompkin)	500.00	0.00	0.00	500.00	100.00
1-1100-670-4	Prof Gr (Wohlert)	500.00	0.00	0.00	500.00	100.00
1-1100-670-5	Prof Gr (Bittfield)	500.00	0.00	25.00	475.00	95.00
1-1100-670-6	Prof Gr (Morgan)	500.00	0.00	0.00	500.00	100.00
1-1100-670-G	Prof Gr (Gerloff)	500.00	0.00	0.00	500.00	100.00
1-1100-670-K	Prof Gr (Rayburn)	500.00	0.00	0.00	500.00	100.00
1-1100-670-S	Prof Gr (SUCK)	500.00	0.00	0.00	500.00	100.00

Expense Summary - December 2017

Account	Description	Published Budget	Monthly Exp	YTD Exp	Unencumbered (Pub)	Percentage (%)
1-1100-671-1	Prof Gr (Anderson)	500.00	60.00	144.00	356.00	71.20
1-1100-671-2	Prof Gr (Sales)	500.00	0.00	0.00	500.00	100.00
1-1100-671-A	Prof Gr (Schwenka)	500.00	0.00	0.00	500.00	100.00
1-1100-671-E	Prof Gr (Engelhardt)	500.00	0.00	0.00	500.00	100.00
1-1100-671-H	Prof Gr (Einrem)	500.00	0.00	0.00	500.00	100.00
1-1100-671-K	Prof Gr (Kroos)	500.00	25.00	25.00	475.00	95.00
1-1100-671-M	Prof Gr (Mack)	500.00	0.00	0.00	500.00	100.00
1-1100-671-S	Prof Gr (Schnitzler)	500.00	0.00	0.00	500.00	100.00
1-1100-671-W	Prof Gr (Benton)	500.00	25.00	492.78	7.22	1.44
1-1100-690-1	Other Expense (elem)	2,500.00	324.00	486.00	2,014.00	80.56
1-1100-690-2	Other Expense (sec)	2,500.00	324.00	486.00	2,014.00	80.56
PROGRAM: 1100		1,623,800.00	123,900.28	492,802.41	1,130,997.59	69.65
1-1160-110-1	Poverty Elem.	7,000.00	1,383.99	2,767.99	4,232.01	60.46
1-1160-110-2	Poverty Secondary	54,000.00	1,349.40	2,698.80	51,301.20	95.00
1-1160-210-1	FICA (elem)	0.00	105.88	211.76	-211.76	0.00
1-1160-210-2	FICA (sec)	0.00	102.30	211.00	-211.00	0.00
1-1160-220-1	Retirement (elem)	0.00	136.71	273.42	-273.42	0.00
1-1160-220-2	Retirement (sec)	0.00	133.29	274.88	-274.88	0.00
PROGRAM: 1160		61,000.00	3,211.57	6,437.85	54,562.15	89.44
1-1199-110-0	Music Salary (K-12)	60,000.00	4,959.33	19,837.32	40,162.68	66.94
1-1199-120-0	Music Sub Salary	1,000.00	0.00	0.00	1,000.00	100.00
1-1199-210-0	Music FICA	5,000.00	375.39	1,501.59	3,498.41	69.97
1-1199-220-0	Music Retirement	6,000.00	489.87	1,959.49	4,040.51	67.34
1-1199-230-0	Music Health Insurance	20,000.00	1,657.18	6,628.72	13,371.28	66.86
1-1199-313-0	Pupil Serv (accompany)	1,500.00	0.00	600.00	900.00	60.00
1-1199-319-0	Music Prof/Tech Serv	500.00	0.00	0.00	500.00	100.00
1-1199-410-0	Music Supplies	3,000.00	0.00	1,119.38	1,880.62	62.69
1-1199-420-0	Music Textbooks	500.00	0.00	0.00	500.00	100.00
1-1199-440-0	Music Periodicals	500.00	0.00	0.00	500.00	100.00
1-1199-450-0	Music AV Materials	200.00	0.00	0.00	200.00	100.00
1-1199-460-0	Music Computer Soft	250.00	0.00	0.00	250.00	100.00
1-1199-530-0	Music Furn & Equip	800.00	0.00	305.89	494.11	61.76
1-1199-570-0	Technology	0.00	0.00	0.00	0.00	0.00
1-1199-630-0	Music Dues & Fees	1,000.00	0.00	225.00	775.00	77.50
1-1199-670-0	Prof Growth (Arrowood)	500.00	0.00	0.00	500.00	100.00
1-1199-690-0	Music Other Expense	750.00	0.00	0.00	750.00	100.00
PROGRAM: 1199		101,500.00	7,481.77	32,177.39	69,322.61	68.29
1-1200-110-0	SPED Salary (MB, KT & TK)	150,500.00	9,992.93	42,742.43	107,757.57	71.60
1-1200-120-0	SPED Sub Salary	3,500.00	7,227.45	28,588.25	-25,088.25	-716.81
1-1200-140-0	Para Salary (GW, LS & TJ)	65,000.00	2,054.44	6,647.47	58,352.53	89.77
1-1200-210-0	SPED Teacher FICA	12,500.00	1,472.00	5,785.15	6,714.85	53.72
1-1200-215-0	Para Educ (aide) FICA	8,000.00	0.00	0.00	8,000.00	100.00
1-1200-220-0	SPED Teacher Retirement	17,000.00	1,868.35	7,362.87	9,637.13	56.69
1-1200-225-0	Para Educ (aide) Retire	6,000.00	0.00	0.00	6,000.00	100.00
1-1200-230-0	SPED Teacher Hlth Ins	57,500.00	4,555.85	18,223.40	39,276.60	68.31
1-1200-250-0	SPED Aide (annuity)	5,000.00	400.00	1,600.06	3,399.94	68.00
1-1200-313-0	SPED Pupil Services	2,000.00	0.00	0.00	2,000.00	100.00
1-1200-319-0	SPED Other Prof Serv	500.00	0.00	0.00	500.00	100.00
1-1200-332-0	SPED Mileage (to parents)	1,000.00	0.00	0.00	1,000.00	100.00
1-1200-390-0	SPED Contr Sch Age	7,500.00	0.00	0.00	7,500.00	100.00
1-1200-410-0	SPED Supplies	2,750.00	0.00	920.21	1,829.79	66.54
1-1200-420-0	SPED Textbooks	2,500.00	0.00	856.24	1,643.76	65.75
1-1200-440-0	SPED Periodicals	100.00	0.00	0.00	100.00	100.00
1-1200-450-0	SPED AV Materials	100.00	0.00	0.00	100.00	100.00

Expense Summary - December 2017

Account	Description	Published Budget	Monthly Exp	YTD Exp	Unencumbered (Pub)	Percentage (%)
1-1200-460-0	SPED Computer Soft	800.00	127.44	127.44	672.56	84.07
1-1200-530-0	SPED Furn & Equip	1,500.00	0.00	790.62	709.38	47.29
1-1200-560-0	SPED Computer Hard	500.00	0.00	0.00	500.00	100.00
1-1200-570-0	Technology	0.00	0.00	0.00	0.00	0.00
1-1200-630-0	Dues/Fees (KT)	250.00	225.00	225.00	25.00	10.00
1-1200-670-0	Prof Gr (MB, KT & TK)	1,500.00	10.00	230.00	1,270.00	84.67
1-1200-690-0	SPED Other Expense	1,000.00	0.00	125.00	875.00	87.50
1-1200-691-0	Idea	0.00	0.00	0.00	0.00	0.00
PROGRAM: 1200		347,000.00	27,933.46	114,224.14	232,775.86	67.08
1-1291-110-0	1SPEDSAL3-4	0.00	0.00	0.00	0.00	0.00
PROGRAM: 1291		0.00	0.00	0.00	0.00	0.00
1-1292-110-0	SPED Salary 0-2	7,000.00	403.66	807.33	6,192.67	88.47
1-1292-210-0	SPED Teacher FICA	0.00	30.64	62.63	-62.63	0.00
1-1292-220-0	SPED Teacher Retirement	0.00	39.87	81.49	-81.49	0.00
PROGRAM: 1292		7,000.00	474.17	951.45	6,048.55	86.40
1-1430-110-2	Shop Salary	40,000.00	3,114.00	12,456.00	27,544.00	68.86
1-1430-120-2	Shop Sub Salary	1,500.00	0.00	0.00	1,500.00	100.00
1-1430-210-2	Shop FICA	3,000.00	234.25	937.00	2,063.00	68.77
1-1430-220-2	Shop Retirement	4,000.00	307.60	1,230.37	2,769.63	69.24
1-1430-230-2	Shop Health Insurance	13,500.00	1,657.18	1,710.15	11,789.85	87.33
1-1430-313-2	Shop Pupil Services	500.00	0.00	0.00	500.00	100.00
1-1430-318-2	Shop Contract Services	500.00	0.00	0.00	500.00	100.00
1-1430-319-2	Shop (Linweld/GI sup)	2,000.00	136.39	591.26	1,408.74	70.44
1-1430-410-2	Shop Supplies	3,500.00	0.00	1,245.72	2,254.28	64.41
1-1430-420-2	Shop Textbooks	1,000.00	0.00	0.00	1,000.00	100.00
1-1430-440-2	Shop Periodicals	500.00	0.00	0.00	500.00	100.00
1-1430-450-2	Shop AV Materials	0.00	0.00	0.00	0.00	0.00
1-1430-460-2	Shop Computer Soft	1,000.00	0.00	0.00	1,000.00	100.00
1-1430-530-2	Shop Furn & Equip	2,500.00	2,766.80	2,766.80	-266.80	-10.67
1-1430-560-2	Shop Computer Hard	1,500.00	0.00	0.00	1,500.00	100.00
1-1430-570-2	Technology	0.00	0.00	0.00	0.00	0.00
1-1430-670-2	Prof Gr (Perry)	500.00	0.00	0.00	500.00	100.00
1-1430-690-2	Shop Other Expense	1,000.00	0.00	0.00	1,000.00	100.00
PROGRAM: 1430		76,500.00	8,216.22	20,937.30	55,562.70	72.63
1-1480-110-2	Business Salary	50,000.00	4,036.67	16,146.68	33,853.32	67.71
1-1480-120-2	Business Sub Salary	1,500.00	135.00	135.00	1,365.00	91.00
1-1480-210-2	Business FICA	3,750.00	317.39	1,238.52	2,511.48	66.97
1-1480-220-2	Business Retirement	4,800.00	400.22	1,596.42	3,203.58	66.74
1-1480-230-2	Business Health Ins	20,000.00	1,097.12	4,388.48	15,611.52	78.06
1-1480-313-2	Business Contract Serv	100.00	0.00	0.00	100.00	100.00
1-1480-319-2	Business Prof Services	250.00	0.00	0.00	250.00	100.00
1-1480-410-2	Business Supplies	1,000.00	0.00	28.28	971.72	97.17
1-1480-420-2	Business Textbooks	3,000.00	0.00	0.00	3,000.00	100.00
1-1480-440-2	Business Periodicals	500.00	0.00	0.00	500.00	100.00
1-1480-450-2	Business AV Materials	500.00	0.00	0.00	500.00	100.00
1-1480-460-2	Business Comp Soft	1,500.00	0.00	0.00	1,500.00	100.00
1-1480-530-2	Business Furn & Equip	1,000.00	0.00	0.00	1,000.00	100.00
1-1480-560-2	Business Comp Hard	2,500.00	0.00	0.00	2,500.00	100.00
1-1480-570-2	Technology	1,000.00	0.00	0.00	1,000.00	100.00
1-1480-670-2	Prof Gr (Engelhardt, M)	500.00	0.00	0.00	500.00	100.00
1-1480-690-2	Business Other Expense	1,000.00	0.00	0.00	1,000.00	100.00
PROGRAM: 1480		92,900.00	5,986.40	23,533.38	69,366.62	74.66
1-2120-110-0	Guidance Salary	33,500.00	3,480.06	16,688.23	16,811.77	50.18
1-2120-210-0	Guidance FICA	4,300.00	266.22	1,276.66	3,023.34	70.31
1-2120-220-0	Guidance Retirement	5,500.00	343.75	1,648.42	3,851.58	70.03

Expense Summary - December 2017

Account	Description	Published Budget	Monthly Exp	YTD Exp	Unencumbered (Pub)	Percentage (%)
1-2120-230-0	Guidance Health Ins	0.00	0.00	0.00	0.00	0.00
1-2120-313-0	Guidance Pupil Serv	0.00	0.00	0.00	0.00	0.00
1-2120-319-0	Guidance Prof Serv	750.00	0.00	0.00	750.00	100.00
1-2120-410-0	Guidance Supplies	750.00	0.00	0.00	750.00	100.00
1-2120-420-0	Guidance Textbooks	750.00	0.00	0.00	750.00	100.00
1-2120-440-0	Guidance Periodical	250.00	0.00	0.00	250.00	100.00
1-2120-450-0	Guidance AV Materials	500.00	0.00	0.00	500.00	100.00
1-2120-460-0	Guidance Comp Soft	1,500.00	15.81	47.43	1,452.57	96.84
1-2120-530-0	Guidance Furn/Equip	750.00	0.00	0.00	750.00	100.00
1-2120-560-0	Guidance Comp Hard	1,000.00	0.00	0.00	1,000.00	100.00
1-2120-630-0	Guidance Dues & Fees	500.00	0.00	51.92	448.08	89.62
1-2120-670-0	Guid Coun	500.00	0.00	0.00	500.00	100.00
	Travel/Mileage					
1-2120-690-0	Guidance Oher Exp	250.00	0.00	0.00	250.00	100.00
PROGRAM: 2120		50,800.00	4,105.84	19,712.66	31,087.34	61.19
1-2130-210-0	Nurse FICA	575.00	57.61	189.60	385.40	67.03
1-2130-220-0	Nurse Retirement	750.00	74.39	244.81	505.19	67.36
1-2130-313-0	Health Services (nurse)	7,500.00	753.10	2,478.42	5,021.58	66.95
1-2130-410-0	Nurse Supplies	1,500.00	68.58	869.38	630.62	42.04
1-2130-670-0	Nurse Travel & Mileage	1,000.00	75.75	257.55	742.45	74.25
PROGRAM: 2130		11,325.00	1,029.43	4,039.76	7,285.24	64.32
1-2190-140-2	Other Salaries	2,000.00	0.00	0.00	2,000.00	100.00
1-2190-210-2	Other FICA (sec)	150.00	0.00	0.00	150.00	100.00
1-2190-220-2	Other Retirement	0.00	0.00	0.00	0.00	0.00
PROGRAM: 2190		2,150.00	0.00	0.00	2,150.00	100.00
1-2222-110-0	Librarian Salary (JB=5)	21,000.00	1,730.00	6,920.00	14,080.00	67.05
1-2222-120-0	Librarian Sub Salary	750.00	240.00	480.00	270.00	36.00
1-2222-210-0	Librarian FICA	1,600.00	141.38	528.90	1,071.10	66.94
1-2222-220-0	Librarian Retirement	2,100.00	170.89	683.56	1,416.44	67.45
1-2222-230-0	Librarian Health Ins	10,000.00	828.59	3,314.36	6,685.64	66.86
1-2222-310-0	ESU Media Contr Serv	3,000.00	0.00	0.00	3,000.00	100.00
1-2222-313-0	Librarian Purch Serv	350.00	0.00	0.00	350.00	100.00
1-2222-318-0	Librarian Contract Serv	4,500.00	0.00	599.00	3,901.00	86.69
1-2222-410-0	Librarian Supplies	1,200.00	0.00	639.02	560.98	46.75
1-2222-420-0	Librarian Textbooks	500.00	0.00	2,489.18	-1,989.18	-397.84
1-2222-430-0	Librarian Books	3,500.00	0.00	35.46	3,464.54	98.99
1-2222-440-0	Librarian Periodicals	1,500.00	0.00	868.41	631.59	42.11
1-2222-450-0	Librarian AV Materials	500.00	0.00	0.00	500.00	100.00
1-2222-460-0	Librarian Comp Soft	1,500.00	0.00	0.00	1,500.00	100.00
1-2222-530-0	Librarian Furn & Equip	1,500.00	0.00	1,641.03	-141.03	-9.40
1-2222-560-0	Librarian Comp Hard	500.00	0.00	0.00	500.00	100.00
1-2222-570-0	Technology	0.00	0.00	0.00	0.00	0.00
1-2222-630-0	Librarian Dues & Fees	500.00	0.00	0.00	500.00	100.00
1-2222-670-0	Prof Gr (Burr)	500.00	0.00	0.00	500.00	100.00
1-2222-690-0	Librarian Other Expense	500.00	0.00	0.00	500.00	100.00
PROGRAM: 2222		55,500.00	3,110.86	18,198.92	37,301.08	67.20
1-2310-317-0	Board Legal Service	7,500.00	223.90	1,050.60	6,449.40	85.99
1-2310-410-0	Board Supplies	500.00	0.00	251.07	248.93	49.79
1-2310-570-0	Technology	0.00	0.00	0.00	0.00	0.00
1-2310-630-0	Board Dues & Fees	6,500.00	0.00	4,394.33	2,105.67	32.39
1-2310-642-0	Board Bond	500.00	0.00	0.00	500.00	100.00
1-2310-670-0	Board Travel & Mileage	500.00	1,354.36	1,354.36	-854.36	-170.87
1-2310-690-0	Board Other Expense	8,000.00	166.61	570.11	7,429.89	92.87
1-2310-690-1	Board Budget Correction	0.00	0.00	0.00	0.00	0.00
1-2310-691-0	Board (Fee Waiver)	0.00	0.00	0.00	0.00	0.00
PROGRAM: 2310		23,500.00	1,744.87	7,620.47	15,879.53	67.57

Expense Summary - December 2017

Account	Description	Published Budget	Monthly Exp	YTD Exp	Unencumbered (Pub)	Percentage (%)
1-2320-105-0	Super Salary	110,000.00	9,166.66	18,333.33	91,666.67	83.33
1-2320-110-0	Super Salary	0.00	0.00	18,333.34	-18,333.34	0.00
1-2320-210-0	Super FICA Benefit	8,750.00	770.10	3,080.40	5,669.60	64.80
1-2320-220-0	Super Retirement	11,500.00	905.46	3,621.87	7,878.13	68.51
1-2320-230-0	Super Health Insurance	11,000.00	900.00	3,600.00	7,400.00	67.27
1-2320-530-0	Super Furn & Equip	2,000.00	0.00	0.00	2,000.00	100.00
1-2320-570-0	Technology	2,000.00	0.00	0.00	2,000.00	100.00
1-2320-630-0	Super Dues & Fees	1,500.00	0.00	0.00	1,500.00	100.00
1-2320-670-0	Super Travel & Mileage	1,500.00	298.00	507.58	992.42	66.16
1-2320-690-0	Super Other Expense	1,750.00	200.00	485.85	1,264.15	72.24
PROGRAM: 2320		150,000.00	12,240.22	47,962.37	102,037.63	68.02
1-2400-110-0	Princ Salary	80,000.00	6,541.67	26,166.68	53,833.32	67.29
1-2400-210-0	Princ FICA	6,500.00	484.18	1,936.72	4,563.28	70.20
1-2400-220-0	Princ Retirement	8,000.00	646.17	2,584.68	5,415.32	67.69
1-2400-230-0	Princ Health Insurance	20,000.00	1,709.36	6,837.44	13,162.56	65.81
1-2400-410-0	Princ Supplies	1,500.00	0.00	0.00	1,500.00	100.00
1-2400-530-0	Princ Furn & Equip	2,000.00	0.00	0.00	2,000.00	100.00
1-2400-570-0	Technology	0.00	0.00	0.00	0.00	0.00
1-2400-630-0	Princ Dues & Fees	1,500.00	0.00	15.00	1,485.00	99.00
1-2400-670-0	Princ Travel & Mileage	1,000.00	0.00	0.00	1,000.00	100.00
PROGRAM: 2400		120,500.00	9,381.38	37,540.52	82,959.48	68.84
1-2510-140-0	Clerical Salary	62,000.00	5,344.93	22,225.58	39,774.42	64.15
1-2510-210-0	Clerical FICA	5,000.00	395.33	1,646.04	3,353.96	67.08
1-2510-220-0	Clerical Retirement	7,000.00	527.97	2,195.41	4,804.59	68.64
1-2510-230-0	Clerical Health Insur	22,000.00	1,657.18	6,628.72	15,371.28	69.87
1-2510-250-0	Other Benefits (Jan)	1,200.00	100.00	400.00	800.00	66.67
1-2510-318-0	Clerical Contract Serv	5,500.00	0.00	343.75	5,156.25	93.75
1-2510-319-0	Clerical Audit	7,500.00	0.00	0.00	7,500.00	100.00
1-2510-324-0	Clerical Telephone	12,000.00	37.57	3,784.26	8,215.74	68.46
1-2510-327-0	Clerical Copier Lease	5,500.00	249.81	1,247.75	4,252.25	77.31
1-2510-350-0	Clerical Advertising	2,500.00	0.00	1,185.42	1,314.58	52.58
1-2510-381-0	Clerical Postage	5,000.00	225.00	2,725.00	2,275.00	45.50
1-2510-410-0	Clerical Supplies	5,500.00	125.00	2,102.18	3,397.82	61.78
1-2510-460-0	Clerical Comp Software	7,500.00	0.00	31.62	7,468.38	99.58
1-2510-530-0	Clerical Furn & Equip	1,500.00	0.00	0.00	1,500.00	100.00
1-2510-560-0	Clerical Computer Hard	500.00	0.00	0.00	500.00	100.00
1-2510-570-0	Technology	0.00	0.00	0.00	0.00	0.00
1-2510-660-0	Clerical Data/Ck Proc	1,000.00	0.00	0.00	1,000.00	100.00
1-2510-690-0	Clerical Other Expense	1,250.00	295.00	220.00	1,030.00	82.40
PROGRAM: 2510		152,450.00	8,957.79	44,735.73	107,714.27	70.65
1-2610-110-0	Custodial Salary	97,500.00	5,756.04	26,884.20	70,615.80	72.43
1-2610-125-0	PT Custodial Salary	4,000.00	1,411.64	3,056.38	943.62	23.59
1-2610-210-0	Custodial FICA	7,500.00	546.14	2,281.06	5,218.94	69.59
1-2610-220-0	Custodial Retirement	9,500.00	708.01	2,957.48	6,542.52	68.87
1-2610-230-0	Custodial Health Insur	27,500.00	2,453.89	9,815.56	17,684.44	64.31
1-2610-250-0	PT Custodial (annuity)	1,200.00	0.00	0.00	1,200.00	100.00
1-2610-321-0	Custodial Natural Gas	35,000.00	3,221.74	4,499.50	30,500.50	87.14
1-2610-322-0	Custodial Electricity	53,000.00	3,435.30	15,031.27	37,968.73	71.64
1-2610-323-0	Custodial Water	5,000.00	194.94	3,160.13	1,839.87	36.80
1-2610-324-0	Custodial Sewer	2,500.00	358.81	1,435.24	1,064.76	42.59
1-2610-329-0	Custodial Garbage Serv	3,300.00	142.50	570.00	2,730.00	82.73
1-2610-336-0	Mower-Tractor (gas & oil)	2,000.00	0.00	231.03	1,768.97	88.45
1-2610-410-0	Custodial Supplies	20,000.00	1,394.28	6,051.47	13,948.53	69.74
1-2610-630-0	Custodial Dues & Fees	250.00	0.00	0.00	250.00	100.00
1-2610-670-0	Custodial Travel/Mileage	500.00	0.00	0.00	500.00	100.00
1-2610-690-0	Custodial Other Exp	5,000.00	0.00	0.00	5,000.00	100.00

Expense Summary - December 2017

Account	Description	Published Budget	Monthly Exp	YTD Exp	Unencumbered (Pub)	Percentage (%)
PROGRAM: 2610		273,750.00	19,623.29	75,973.32	197,776.68	72.24
1-2620-318-0	Bldg Contract Service	17,500.00	0.00	175.00	17,325.00	99.00
1-2620-328-0	Bldg Insurance	80,000.00	0.00	57.00	79,943.00	99.93
1-2620-338-0	Bldg Repair & Maint	30,000.00	3,526.79	15,146.99	14,853.01	49.51
1-2620-530-0	Bldg Furn & Equip	7,500.00	0.00	0.00	7,500.00	100.00
PROGRAM: 2620		135,000.00	3,526.79	15,378.99	119,621.01	88.60
1-2750-110-0	Bus Driver Salary	45,000.00	3,626.92	14,194.43	30,805.57	68.46
1-2750-210-0	Bus Driver FICA	5,000.00	277.47	1,085.88	3,914.12	78.28
1-2750-220-0	Bus Driver Retirement	5,000.00	345.40	1,334.79	3,665.21	73.30
1-2750-290-0	Bus Driver Other Ben	4,800.00	266.66	1,066.70	3,733.30	77.78
1-2750-319-0	Bus Driver (phys/tests/lic)	2,500.00	7.50	161.90	2,338.10	93.52
1-2750-336-0	Bus (gas & oil)	30,000.00	0.00	378.48	29,621.52	98.74
1-2750-336-1	Car (gas & oil)	2,000.00	0.00	0.00	2,000.00	100.00
1-2750-337-0	Bus (tires & parts)	3,500.00	0.00	0.00	3,500.00	100.00
1-2750-338-0	Bus Repair & Maint	20,000.00	0.00	443.00	19,557.00	97.79
1-2750-338-1	Bus 05	0.00	196.89	1,468.19	-1,468.19	0.00
1-2750-338-2	Bus 08	0.00	625.62	1,820.96	-1,820.96	0.00
1-2750-338-3	Bus 11	0.00	552.77	6,658.79	-6,658.79	0.00
1-2750-338-4	Bus 12	0.00	1,845.38	3,631.99	-3,631.99	0.00
1-2750-338-5	Pickup	0.00	616.62	1,132.20	-1,132.20	0.00
1-2750-338-6	Excursion	0.00	431.85	928.14	-928.14	0.00
1-2750-338-7	Van	0.00	208.92	685.85	-685.85	0.00
1-2750-339-0	Bus Cellular Phone	1,500.00	89.56	357.72	1,142.28	76.15
1-2750-530-0	Bus Furn & Equip	1,000.00	0.00	0.00	1,000.00	100.00
1-2750-540-0	Bus Acquisition	0.00	0.00	0.00	0.00	0.00
1-2750-641-0	Bus Insurance	7,500.00	0.00	0.00	7,500.00	100.00
1-2750-690-0	Bus Other Expense	2,500.00	0.00	0.00	2,500.00	100.00
1-2750-690-1	Car Other Expense	1,500.00	0.00	0.00	1,500.00	100.00
PROGRAM: 2750		131,800.00	9,091.56	35,349.02	96,450.98	73.17
1-2760-110-0	SPED Car-Driver Salary	0.00	0.00	0.00	0.00	0.00
1-2760-120-0	SPED Sub Preschool Driver w/o Ret	0.00	0.00	0.00	0.00	0.00
1-2760-210-0	SPED Car-Driver FICA	0.00	0.00	0.00	0.00	0.00
1-2760-220-0	SPED-Driver Retirement	0.00	0.00	0.00	0.00	0.00
1-2760-290-0	SPED Other Benefits	0.00	0.00	0.00	0.00	0.00
1-2760-332-0	SPED Mileage (parents)	0.00	0.00	0.00	0.00	0.00
1-2760-336-0	SPED Car (gas/oil)	0.00	0.00	0.00	0.00	0.00
1-2760-337-0	SPED Car (tires/parts)	0.00	0.00	0.00	0.00	0.00
1-2760-338-0	SPED Car (repair/maint)	0.00	0.00	0.00	0.00	0.00
1-2760-339-0	SPED Car Cell Phone	0.00	0.00	0.00	0.00	0.00
1-2760-410-0	SPED Supplies	0.00	0.00	0.00	0.00	0.00
1-2760-540-0	SPED Acquisition	0.00	0.00	0.00	0.00	0.00
1-2760-641-0	SPED Car Insurance	0.00	0.00	0.00	0.00	0.00
1-2760-649-0	SPED Other Expense	0.00	0.00	0.00	0.00	0.00
PROGRAM: 2760		0.00	0.00	0.00	0.00	0.00
1-4200-110-0	Title I Salary (JBurr= 5)	30,000.00	1,730.00	6,920.00	23,080.00	76.93
1-4200-120-0	Title I Sub Salary	500.00	0.00	120.00	380.00	76.00
1-4200-140-0	Para Educ (aide) Salary	8,000.00	0.00	0.00	8,000.00	100.00
1-4200-210-0	Title I FICA	3,000.00	123.02	501.36	2,498.64	83.29
1-4200-215-0	Para Educator FICA	1,500.00	0.00	0.00	1,500.00	100.00
1-4200-220-0	Title I Retirement	4,500.00	170.88	683.52	3,816.48	84.81
1-4200-225-0	Para Educ Retirement	2,500.00	0.00	0.00	2,500.00	100.00
1-4200-230-0	Title I Health Insurance	12,000.00	828.59	3,314.36	8,685.64	72.38
1-4200-313-0	Title I Field Trips	0.00	0.00	0.00	0.00	0.00
1-4200-410-0	Title I Supplies	0.00	0.00	0.00	0.00	0.00
1-4200-420-0	Title I Textbooks	0.00	0.00	0.00	0.00	0.00

Expense Summary - December 2017

Account	Description	Published Budget	Monthly Exp	YTD Exp	Unencumbered (Pub)	Percentage (%)
1-4200-450-0	Title I AV Materials	0.00	0.00	0.00	0.00	0.00
1-4200-460-0	Title I Computer Soft	0.00	0.00	0.00	0.00	0.00
1-4200-530-0	Title I Furn & Equip	0.00	0.00	0.00	0.00	0.00
1-4200-560-0	Title I Computer Hard	0.00	0.00	0.00	0.00	0.00
1-4200-570-0	Technology	0.00	0.00	0.00	0.00	0.00
1-4200-670-0	Title I Prof Growth	500.00	0.00	0.00	500.00	100.00
1-4200-690-0	Title I Other Expense	0.00	0.00	0.00	0.00	0.00
PROGRAM: 4200		62,500.00	2,852.49	11,539.24	50,960.76	81.53
1-4401-120-0	SPED Preschool (aide)	0.00	0.00	0.00	0.00	0.00
1-4401-210-0	SPED Preschool FICA	0.00	0.00	0.00	0.00	0.00
1-4401-332-0	Mileage To ESU	500.00	0.00	0.00	500.00	100.00
1-4401-363-0	SPED (below age five)	2,500.00	0.00	0.00	2,500.00	100.00
1-4401-390-0	SPED (contr below 5)	2,500.00	0.00	0.00	2,500.00	100.00
PROGRAM: 4401		5,500.00	0.00	0.00	5,500.00	100.00
1-4402-110-0	SPED Preschool Salary	20,000.00	1,133.32	3,826.35	16,173.65	80.87
1-4402-120-0	SPED Preschool AIDE	17,500.00	1,154.12	3,674.45	13,825.55	79.00
1-4402-210-0	SPED Preschool FICA	3,000.00	174.98	573.80	2,426.20	80.87
1-4402-220-0	SPED Preschool Retire	4,000.00	225.94	740.90	3,259.10	81.48
1-4402-290-0	SPED Pre (other ben)	500.00	133.33	533.35	-33.35	-6.67
1-4402-318-0	SPED Pre (contr serv)	0.00	0.00	0.00	0.00	0.00
1-4402-336-0	SPED Car (gas & oil)	5,000.00	388.77	1,056.19	3,943.81	78.88
1-4402-337-0	SPED Car (tires & parts)	1,000.00	0.00	0.00	1,000.00	100.00
1-4402-338-0	SPED Car (rep/maint)	3,000.00	56.18	195.33	2,804.67	93.49
1-4402-339-0	SPED Car (cell phone)	250.00	11.62	46.42	203.58	81.43
1-4402-410-0	SPED Pre Veh Supply	150.00	0.00	24.13	125.87	83.91
1-4402-530-0	SPED Bus Equip/Car Seats	1,500.00	0.00	436.08	1,063.92	70.93
1-4402-540-0	SPED Car (acquisition)	0.00	0.00	0.00	0.00	0.00
1-4402-641-0	SPED Car (insurance)	2,000.00	0.00	0.00	2,000.00	100.00
1-4402-690-0	SPED Car (other exp)	0.00	0.00	0.00	0.00	0.00
PROGRAM: 4402		57,900.00	3,278.26	11,107.00	46,793.00	80.81
1-4404-390-0	SPED - (0-2)	60,000.00	1,857.70	5,477.48	54,522.52	90.87
PROGRAM: 4404		60,000.00	1,857.70	5,477.48	54,522.52	90.87
1-4406-390-0	SPED - (3-4)	190,000.00	31,874.84	36,790.32	153,209.68	80.64
PROGRAM: 4406		190,000.00	31,874.84	36,790.32	153,209.68	80.63
1-4410-390-0	SPED - Sch. Age 5+	350,000.00	38,053.01	39,763.81	310,236.19	88.64
PROGRAM: 4410		350,000.00	38,053.01	39,763.81	310,236.19	88.63
1-4412-390-0	Special Ed - Non-Public	8,000.00	0.00	0.00	8,000.00	100.00
PROGRAM: 4412		8,000.00	0.00	0.00	8,000.00	100.00
1-4450-390-0	ESU Medicaid Process	1,000.00	0.00	0.00	1,000.00	100.00
PROGRAM: 4450		1,000.00	0.00	0.00	1,000.00	100.00
1-4581-110-1	Salary (elem)	0.00	0.00	0.00	0.00	0.00
1-4581-110-2	Salary (sec)	0.00	0.00	0.00	0.00	0.00
PROGRAM: 4581		0.00	0.00	0.00	0.00	0.00
1-4590-460-0	ARRA - Comp. Hard	0.00	0.00	0.00	0.00	0.00
1-4590-690-0	Stabilization	0.00	0.00	0.00	0.00	0.00
PROGRAM: 4590		0.00	0.00	0.00	0.00	0.00
1-4610-140-0	Para Salary	0.00	0.00	0.00	0.00	0.00
1-4610-215-0	Para Benefits	0.00	0.00	0.00	0.00	0.00
1-4610-390-0	ARRA: IDEA Part B E/P	0.00	0.00	0.00	0.00	0.00
1-4610-540-0	Bus Acquisition ARRA	0.00	0.00	0.00	0.00	0.00

Expense Summary - December 2017

Account	Description	Published Budget	Monthly Exp	YTD Exp	Unencumbered (Pub)	Percentage (%)
IDEA						
PROGRAM: 4610		0.00	0.00	0.00	0.00	0.00
1-4630-390-0	IDEA ARRA Below 5	0.00	0.00	0.00	0.00	0.00
1-4630-540-0	Bus Acquisition ARRA Below age 5	0.00	0.00	0.00	0.00	0.00
PROGRAM: 4630		0.00	0.00	0.00	0.00	0.00
1-4690-690-0	Other Fed Prog (DLR/REAP)	35,000.00	0.00	0.00	35,000.00	100.00
PROGRAM: 4690		35,000.00	0.00	0.00	35,000.00	100.00
1-4700-210-0	Fed Grant Reimb FICA	0.00	0.00	0.00	0.00	0.00
1-4700-220-0	Fed Grant Reimb Ret	0.00	0.00	0.00	0.00	0.00
1-4700-690-0	Fed Grant Reimb (Carl Perkins)	0.00	0.00	0.00	0.00	0.00
PROGRAM: 4700		0.00	0.00	0.00	0.00	0.00
1-4810-110-0	ARRA ASEA Title 1	0.00	0.00	0.00	0.00	0.00
PROGRAM: 4810		0.00	0.00	0.00	0.00	0.00
1-4955-690-0	Title II Part A Other Exp	0.00	0.00	0.00	0.00	0.00
PROGRAM: 4955		0.00	0.00	0.00	0.00	0.00
1-4960-690-0	Title IV Other Expense	0.00	0.00	0.00	0.00	0.00
PROGRAM: 4960		0.00	0.00	0.00	0.00	0.00
1-4965-690-0	Fed Grant Reimb (Star)	25,000.00	0.00	21,155.11	3,844.89	15.38
PROGRAM: 4965		25,000.00	0.00	21,155.11	3,844.89	15.37
1-4970-210-0	NCLB-STAR Grant FICA	0.00	0.00	0.00	0.00	0.00
1-4970-220-0	NCLB-STAR Grant Ret	0.00	0.00	0.00	0.00	0.00
1-4970-690-0	NCLB-STAR Grant	0.00	0.00	0.00	0.00	0.00
PROGRAM: 4970		0.00	0.00	0.00	0.00	0.00
1-4985-690-0	Title II Part D Other Exp	0.00	0.00	0.00	0.00	0.00
PROGRAM: 4985		0.00	0.00	0.00	0.00	0.00
1-4990-690-0	REAP Other Expense	0.00	0.00	30,828.23	-30,828.23	0.00
PROGRAM: 4990		0.00	0.00	30,828.23	-30,828.23	0.00
1-5000-610-0	Debt Serv (bus/band unif)	0.00	0.00	0.00	0.00	0.00
1-5000-620-0	Transfer to Bond Fund	0.00	0.00	0.00	0.00	0.00
PROGRAM: 5000		0.00	0.00	0.00	0.00	0.00
1-8000-750-0	Transfer - Lunch Fund	25,000.00	0.00	0.00	25,000.00	100.00
1-8000-752-0	Transfer - Activity Fund	25,000.00	0.00	25,000.00	0.00	0.00
1-8000-753-0	Transfer - Deprec Fund	35,000.00	0.00	0.00	35,000.00	100.00
1-8000-754-0	Transfer - BOND	0.00	0.00	70,500.00	-70,500.00	0.00
1-8000-755-0	Transfer - Reimb.	0.00	0.00	0.00	0.00	0.00
1-8000-756-0	TRANSFER - Special Building	0.00	0.00	0.00	0.00	0.00
1-8000-757-0	Transfer - BOND	0.00	0.00	0.00	0.00	0.00
PROGRAM: 8000		85,000.00	0.00	95,500.00	-10,500.00	-12.35
1-9000-000-0	Non-Program Expenses	0.00	0.00	0.00	0.00	0.00
PROGRAM: 9000		0.00	0.00	0.00	0.00	0.00
1-9999-999-9	Employees Retirement	0.00	4,918.57	6,063.06	-9,787.53	0.00

Expense Summary - December 2017

Account	Description	Published Budget	Monthly Exp	YTD Exp	Unencumbered (Pub)	Percentage (%)
PROGRAM: 9999		0.00	4,918.57	6,063.06	-9,787.53	0.00
1 GENERAL FUND		4,296,375.00	332,850.77	1,255,799.93	3,036,850.60	70.68
2 LUNCH FUND						
2-0100	Lunch Checking	0.00	0.00	0.00	0.00	0.00
PROGRAM: 0100		0.00	0.00	0.00	0.00	0.00
2-1100-110-0	Lunch Regular Salaries	40,000.00	2,951.47	11,470.17	28,529.83	71.32
2-1100-120-0	Lunch Sub Salary	25,000.00	1,638.84	6,545.87	18,454.13	73.82
2-1100-210-0	Lunch FICA Benefit	7,000.00	351.15	1,398.36	5,601.64	80.02
2-1100-220-0	Lunch Retirement	6,000.00	453.42	1,779.58	4,220.42	70.34
2-1100-230-0	Lunch Health Insurance	7,500.00	606.20	2,424.80	5,075.20	67.67
2-1100-290-0	Other Benefits	0.00	0.00	0.00	0.00	0.00
2-1100-643-0	Judgments	0.00	0.00	0.00	0.00	0.00
PROGRAM: 1100		85,500.00	6,001.08	23,618.78	61,881.22	72.37
2-1200-470-0	Food Expense	96,000.00	8,795.07	36,834.22	59,165.78	61.63
PROGRAM: 1200		96,000.00	8,795.07	36,834.22	59,165.78	61.63
2-1300-000-0	Other Expenditures	3,250.00	35.00	1,378.70	1,871.30	57.58
PROGRAM: 1300		3,250.00	35.00	1,378.70	1,871.30	57.57
2-1400-490-0	Supplies Expense	5,250.00	1,515.96	2,221.08	3,028.92	57.69
2-1400-570-0	Technology	0.00	0.00	0.00	0.00	0.00
PROGRAM: 1400		5,250.00	1,515.96	2,221.08	3,028.92	57.69
2-9000-000-0	Last Year Encumber Acct.	0.00	0.00	0.00	0.00	0.00
PROGRAM: 9000		0.00	0.00	0.00	0.00	0.00
2-9999-999-9	Lunch Retirement	0.00	0.00	0.00	0.00	0.00
PROGRAM: 9999		0.00	0.00	0.00	0.00	0.00
2 LUNCH FUND		190,000.00	16,347.11	64,052.78	125,947.22	66.28
		4,486,375.00	349,197.88	1,319,852.71	3,162,797.82	70.49

Revenue Journal

Fiscal Year: 2018

Entry Line	Date Account	Received From	Receipt Description	Accrue	Description	Bank ID/Account Receivable	Received
Journal: 95		12/08/2017	November 2017 Revenue GF				
Entry	11/09/2017	Adams County			GF-Oct. 2017 Taxes	A 900076	Adams County
		Treasur					
1	1-1110		Local District Taxes				0.00 10,629.63
2	1-1125		Motor Vehicle Taxes				0.00 6,837.35
3	1-2110		County Fines & Licenses				0.00 1,409.76
Totals for Entry 13129							0.00 18,876.74
Entry	11/16/2017	Kearney Co.			GF-Oct. Co. Taxes	A 900076	Adams County
		Treasur					
1	1-1110		Local District Taxes				0.00 827.15
2	1-1125		Motor Vehicle Taxes				0.00 142.27
3	1-2110		County Fines & Licenses				0.00 17.28
4	1-2130		Other County Sources				0.00 -8.42
5	1-3180		Pro Rate Motor Vehicles				0.00 85.27
Totals for Entry 13130							0.00 1,063.55
Entry	11/13/2017	Hall Co. Treasurer			GF-Oct. Co. Taxes	A 900076	Adams County
1	1-1110		Local District Taxes				0.00 807.68
2	1-1125		Motor Vehicle Taxes				0.00 189.46
3	1-2110		County Fines & Licenses				0.00 69.06
4	1-2130		Other County Sources				0.00 -8.08
Totals for Entry 13131							0.00 1,058.12
Entry	11/30/2017	State of NE			GF- State Aid Nov.	A 900076	Adams County
1	1-3110		State Aid				0.00 4,736.00
Entry	11/30/2017	Adams Co. Bank			GF-Nov. Investment	A 900076	Adams County
1	1-1410		Interest on Investments				0.00 1,059.37
Entry	11/15/2017	KPS HL Retirement			GF-HL Nov.	A 900076	Adams County
1	1-9999		Employees Retirement				0.00 933.34
Entry	11/20/2017	Village of Kenesaw			GF-Local Liquior	A 900076	Adams County
1	1-1610		Local License Fees				0.00 750.00
Totals for Journal 95							0.00 28,477.12

Bank Account Totals	A	900076	Adams County Bank	28,477.12
----------------------------	----------	---------------	--------------------------	------------------

Fund Summary	Receivable	Received
1 GENERAL FUND	0.00	28,477.12

Revenue Journal

Fiscal Year: 2018

Entry Line	Date Account	Received From	Receipt Description	Accrue	Description	Bank ID/Account	Receivable	Received
Journal: 96		12/08/2017	November 2017 Revenue HL					
Entry	11/20/2017	Meals Purchased			HL-Meals Purchased	B 104448	Adams County	
1	2-1100		Student Lunches				0.00	3,795.20
2	2-2100		Adult Lunches				0.00	329.05
Totals for Entry 13132							0.00	4,124.25
Entry	11/06/2017	Meals Purchased			HL-Meals Purchased	B 104448	Adams County	
1	2-1100		Student Lunches				0.00	5,954.80
2	2-2100		Adult Lunches				0.00	553.80
Totals for Entry 13133							0.00	6,508.60
Entry	11/20/2017	State of NE			HL-Oct. Reimb.	B 104448	Adams County	
1	2-3000		Federal Reimbursement				0.00	1,398.72
2	2-3000		Federal Reimbursement				0.00	4,049.76
3	2-3000		Federal Reimbursement				0.00	1,344.20
4	2-3000		Federal Reimbursement				0.00	270.72
Totals for Entry 13135							0.00	7,063.40
Entry	11/30/2017	Adams Co. Bank			HL-Nov. Investment	B 104448	Adams County	
1	2-2500		Other Income				0.00	15.61
Totals for Journal 96							0.00	17,711.86
Bank Account Totals								
			B		104448	Adams County Bank		17,711.86
Fund Summary							Receivable	Received
2		LUNCH FUND					0.00	17,711.86

Payroll Expense Summary

ALL Data

Arranged by:
Account Number

Fund	Account Number	Account Description	Earning	Withholding	Employer
FUND: 1					
	1-1100-110-1	Salary (elem)	31,820.64		
	1-1100-110-2	Salary (sec)	39,619.71		
	1-1100-120-1	Sub Salary (elem)	780.00		
	1-1100-120-2	Sub Salary (sec)	2,430.50		
	1-1100-140-1	Other Salary (elem aide)	2,313.49		
	1-1100-143-0	Technology Cord.	3,148.60		
	1-1100-210-0	FICA			238.68
	1-1100-210-1	FICA (elem)			2,400.40
	1-1100-210-2	FICA (sec)			3,128.40
	1-1100-215-1	FICA (elem aide)			167.11
	1-1100-220-0	Retirement			311.01
	1-1100-220-1	Retirement (elem)			3,155.92
	1-1100-220-2	Retirement (sec)			4,058.82
	1-1100-225-1	Retirement (elem aide)			215.78
	1-1100-230-1	Health Ins (elem)			11,377.87
	1-1100-230-2	Health Ins (sec)			10,130.80
	1-1100-250-1	Annuity (elem aide)			133.33
	1-1160-110-1	Poverty Elem.	1,383.99		
	1-1160-110-2	Poverty Secondary	1,349.40		
	1-1160-210-1	FICA (elem)			105.88
	1-1160-210-2	FICA (sec)			102.30
	1-1160-220-1	Retirement (elem)			136.71
	1-1160-220-2	Retirement (sec)			133.29
	1-1199-110-0	Music Salary (K-12)	4,959.33		
	1-1199-210-0	Music FICA			375.39
	1-1199-220-0	Music Retirement			489.87
	1-1199-230-0	Music Health Insurance			1,657.18
	1-1200-110-0	SPED Salary (MB, KT & TK)	9,992.93		
	1-1200-120-0	SPED Sub Salary	7,227.45		
	1-1200-140-0	Para Salary (GW, LS & TJ)	2,054.44		
	1-1200-210-0	SPED Teacher FICA			1,472.00
	1-1200-220-0	SPED Teacher Retirement			1,868.35
	1-1200-230-0	SPED Teacher Hlth Ins			4,555.85
	1-1200-250-0	SPED Aide (annuity)			400.00
	1-1292-110-0	SPED Salary 0-2	403.66		
	1-1292-210-0	SPED Teacher FICA			30.64
	1-1292-220-0	SPED Teacher Retirement			39.87
	1-1430-110-2	Shop Salary	3,114.00		
	1-1430-210-2	Shop FICA			234.25
	1-1430-220-2	Shop Retirement			307.60
	1-1430-230-2	Shop Health Insurance			1,657.18
	1-1480-110-2	Business Salary	4,036.67		
	1-1480-120-2	Business Sub Salary	135.00		
	1-1480-210-2	Business FICA			317.39
	1-1480-220-2	Business Retirement			400.22
	1-1480-230-2	Business Health Ins			1,097.12
	1-2120-110-0	Guidance Salary	3,480.06		
	1-2120-210-0	Guidance FICA			266.22
	1-2120-220-0	Guidance Retirement			343.75
	1-2130-210-0	Nurse FICA			57.61
	1-2130-220-0	Nurse Retirement			74.39
	1-2130-313-0	Health Services (nurse)	753.10		

Payroll Expense Summary

ALL Data

Arranged by:
Account Number

Fund	Account Number	Account Description	Earning	Withholding	Employer
	1-2130-670-0	Nurse Travel & Mileage	75.75		
	1-2222-110-0	Librarian Salary (JB=.5)	1,730.00		
	1-2222-120-0	Librarian Sub Salary	240.00		
	1-2222-210-0	Librarian FICA			141.38
	1-2222-220-0	Librarian Retirement			170.89
	1-2222-230-0	Librarian Health Ins			828.59
	1-2320-105-0	Super Salary	9,166.66		
	1-2320-210-0	Super FICA Benefit			770.10
	1-2320-220-0	Super Retirement			905.46
	1-2320-230-0	Super Health Insurance	900.00		
	1-2400-110-0	Princ Salary	6,541.67		
	1-2400-210-0	Princ FICA			484.18
	1-2400-220-0	Princ Retirement			646.17
	1-2400-230-0	Princ Health Insurance			1,709.36
	1-2510-140-0	Clerical Salary	5,344.93		
	1-2510-210-0	Clerical FICA			395.33
	1-2510-220-0	Clerical Retirement			527.97
	1-2510-230-0	Clerical Health Insur			1,657.18
	1-2510-250-0	Other Benefits (Jan)			100.00
	1-2610-110-0	Custodial Salary	5,756.04		
	1-2610-125-0	PT Custodial Salary	1,411.64		
	1-2610-210-0	Custodial FICA			546.14
	1-2610-220-0	Custodial Retirement			708.01
	1-2610-230-0	Custodial Health Insur			2,453.89
	1-2750-110-0	Bus Driver Salary	3,626.92		
	1-2750-210-0	Bus Driver FICA			277.47
	1-2750-220-0	Bus Driver Retirement			345.40
	1-2750-290-0	Bus Driver Other Ben			266.66
	1-4200-110-0	Title I Salary (JBurr=.5)	1,730.00		
	1-4200-210-0	Title I FICA			123.02
	1-4200-220-0	Title I Retirement			170.88
	1-4200-230-0	Title I Health Insurance			828.59
	1-4402-110-0	SPED Preschool Salary	1,133.32		
	1-4402-120-0	SPED Preschool AIDE	1,154.12		
	1-4402-210-0	SPED Preschool FICA			174.98
	1-4402-220-0	SPED Preschool Retire			225.94
	1-4402-290-0	SPED Pre (other ben)			133.33
	1-931	Payable Account		-49,914.53	
		FUND 1 Totals:	157,814.02	-49,914.53	66,032.10
FUND: 2					
	2-1100-110-0	Lunch Regular Salaries	2,951.47		
	2-1100-120-0	Lunch Sub Salary	1,638.84		
	2-1100-210-0	Lunch FICA Benefit			351.15
	2-1100-220-0	Lunch Retirement			453.42
	2-1100-230-0	Lunch Health Insurance			606.20
	2-931	Payable Account		-904.56	
		FUND 2 Totals:	4,590.31	-904.56	1,410.77
		Report Totals:	162,404.33	-50,819.09	67,442.87

KENESAW PUBLIC SCHOOL
SPECIAL BUILDING ACCOUNT
900-134
2017-2018

DATE	TRANSACTION	CHECK #	RECEIPT	EXPENDITURE	CKG BALANCE
11/1/17	BEGINNING BALANCE				753,995.42
11/9/17	Adams Co. Treasurer		562.74		754,558.16
11/10/17	Hall Co. Treasurer		42.33		754,600.49
11/13/17	CMBA	656		(6,587.26)	748,013.23
11/16/17	Kearney Co. Treasurer		48.64		748,061.87
11/30/17	ACB - Interest		278.31		748,340.18
	Outstanding Checks (none)				
11/30/17	Bank Balance				748,340.18
11/30/17	Reconciled Balance				748,340.18
	Fiscal Year to Date Totals		112,169.22	(258,728.90)	

**KENESAW PUBLIC SCHOOL
BUS/DEPRECIATION FUND
501-049
2017-2018**

DATE	TRANSACTION	CHECK #	RECEIPT	EXPENDITURE	CKG BALANCE
9/1/17	BEGINNING BALANCE				432,028.47
9/15/17	Rutts Heating and Air	1545		(7,190.00)	424,838.47
9/15/17	IC Energy Solutions	1547		(1,170.00)	423,668.47
9/30/17	ACB - Interest Outstanding Checks (none)		176.06		423,844.53
9/30/17	Bank Balance				423,844.53
9/30/17	Reconciled Balance				423,844.53
	Fiscal Year to Date Totals		176.06	(8,360.00)	
10/1/17	BEGINNING BALANCE				423,844.53
10/9/17	Troxel Communications	1548		(9,934.61)	413,909.92
10/31/17	ACB - Interest Outstanding Checks (none)		178.22		414,088.14
10/31/17	Bank Balance				414,088.14
10/31/17	Reconciled Balance				414,088.14
	Fiscal Year to Date Totals		354.28	(18,294.61)	
11/1/17	BEGINNING BALANCE				414,088.14
11/15/17	Troxel Communications		7,294.61		421,382.75
11/15/17	Textbook Warehouse	1549		(11,763.34)	409,619.41
11/30/17	ACB - Interest Outstanding Checks (none)		170.16		409,789.57
11/30/17	Bank Balance				409,789.57
11/30/17	Reconciled Balance				409,789.57
	Fiscal Year to Date Totals		7,819.05	(30,057.95)	

**KENESAW PUBLIC SCHOOL
REIMBURSEMENT ACCOUNT
152-462
2017-2018**

DATE	TRANSACTION	CHECK #	RECEIPT	EXPENDITURE	CKG BALANCE
9/1/17	BEGINNING BALANCE				3,138.30
9/30/17	ACB - Interest		0.53		3,138.83
	Outstanding Checks (none)				
9/30/17	Bank Balance				3,138.83
9/30/17	Reconciled Balance				<u>3,138.83</u>
	Fiscal Year to Date Totals		0.53	0.00	
10/1/17	BEGINNING BALANCE				<u>3,138.83</u>
10/2/17	USPS Oct. Newsletter	2653		(60.01)	3,078.82
10/2/17	US Treasury 3rd Qtr Taxes	2654		(582.02)	2,496.80
10/3/17	Minden Chamber of Comm.	2655		(50.00)	2,446.80
10/31/17	ACB - Interest		0.45		2,447.25
	Outstanding Checks (none)				
10/31/17	Bank Balance				2,447.25
10/31/17	Reconciled Balance				<u>2,447.25</u>
	Fiscal Year to Date Totals		0.98	(692.03)	
11/1/17	BEGINNING BALANCE				<u>2,447.25</u>
11/8/17	USPS - Nov. Newsletter	2656		(66.02)	2,381.23
11/14/17	KPS GF Postage		2,500.00		4,881.23
11/14/17	KPS GF Tax Reimb.		582.02		5,463.25
11/30/17	ACB - Interest		0.67		5,463.92
	Outstanding Checks (none)				
11/30/17	Bank Balance				5,463.92
11/30/17	Reconciled Balance				<u>5,463.92</u>
	Fiscal Year to Date Totals		3,083.67	(758.05)	

ALL Data

Daily Ledger Summary Report

Arranged by:
Activity Number

Date: 11/01/2017 thru 11/30/2017

Activity Number and Name	Date	Receipts	Disbursements	Adjustments	Balance
Balance as of 11/01/2017					20,398.16
100 ATHLETICS					
100 ATHLETICS	11/02/2017	3,132.00	1,774.97		21,755.19
100 ATHLETICS	11/03/2017	35.00			21,790.19
100 ATHLETICS	11/07/2017		160.00		21,630.19
100 ATHLETICS	11/13/2017		7,830.44		13,799.75
100 ATHLETICS	11/16/2017	265.07			14,064.82
100 ATHLETICS	11/29/2017		1,135.00		12,929.82
100 ATHLETICS	11/30/2017			-2.50	12,927.32
Balance as of 11/01/2017					4,717.72
101 Wrestling					
101 Wrestling	11/13/2017		935.50		3,782.22
101 Wrestling	11/21/2017		300.00		3,482.22
101 Wrestling	11/29/2017	484.00			3,966.22
Balance as of 11/01/2017					3,956.25
500 ANNUAL					
Balance as of 11/01/2017					2,253.97
510 K-CLUB					
Balance as of 11/01/2017					1,037.12
520 NATIONAL HONOR SOCIETY					
Balance as of 11/01/2017					6,932.22
530 STUDENT COUNCIL					
530 STUDENT COUNCIL	11/13/2017		57.97		6,874.25
Balance as of 11/01/2017					177.83
540 Futures					
Balance as of 11/01/2017					149.41
1500 BAND					
Balance as of 11/01/2017					3,534.08
1510 DRAMATICS					
1510 DRAMATICS	11/13/2017		1,309.57		2,224.51
Balance as of 11/01/2017					1,843.67
1520 LIBRARY					
Balance as of 11/01/2017					-192.68
1530 Dance Squad					
1530 Dance Squad	11/02/2017	-9.00			-201.68
1530 Dance Squad	11/03/2017		-1,709.77		1,508.09
1530 Dance Squad	11/13/2017		51.50		1,456.59
Balance as of 11/01/2017					699.29
1535 Cheerleader					
1535 Cheerleader	11/02/2017	-12.00			687.29
1535 Cheerleader	11/13/2017		51.50		635.79
Balance as of 11/01/2017					1,812.60
2018 CLASS OF 2018					
2018 CLASS OF 2018	11/13/2017		588.00		1,224.60
Balance as of 11/01/2017					7,869.92
2019 CLASS OF 2019					
2019 CLASS OF 2019	11/03/2017	20.00			7,889.92
Balance as of 11/01/2017					6,520.99
2020 CLASS OF 2020					
Balance as of 11/01/2017					1,738.26

Daily Ledger Summary Report

ALL Data

Date: 11/01/2017 thru 11/30/2017

Arranged by:
Activity Number

Activity Number and Name	Date	Receipts	Disbursements	Adjustments	Balance
2021 CLASS OF 2021					
2021 CLASS OF 2021	11/13/2017		40.74		1,697.52
Balance as of 11/01/2017					1,822.38
2022 CLASS OF 2022					
2022 CLASS OF 2022	11/13/2017		72.00		1,750.38
Balance as of 11/01/2017					661.60
2023 Class of 2023					
2023 Class of 2023	11/03/2017	20.00			681.60
2023 Class of 2023	11/08/2017	20.00			701.60
2023 Class of 2023	11/29/2017	607.75			1,309.35
2023 Class of 2023	11/30/2017	-232.61		0.50	1,077.24
Balance as of 11/01/2017					111.27
2510 FCS					
Balance as of 11/01/2017					1,401.02
2520 SHOP					
Balance as of 11/01/2017					404.79
2530 FBLA					
2530 FBLA	11/01/2017	751.00			1,155.79
2530 FBLA	11/07/2017	12.00			1,167.79
2530 FBLA	11/08/2017	37.00			1,204.79
2530 FBLA	11/10/2017	24.00			1,228.79
2530 FBLA	11/13/2017	-278.19	96.00		854.60
Balance as of 11/01/2017					5,122.96
2662 Concessions					
2662 Concessions	11/02/2017	154.60			5,277.56
2662 Concessions	11/13/2017	290.19	3,429.28		2,138.47
2662 Concessions	11/15/2017	133.60			2,272.07
2662 Concessions	11/16/2017	516.39			2,788.46
2662 Concessions	11/30/2017	232.61			3,021.07
Balance as of 11/01/2017					255.14
3017 Proj. DC/NY 2016 Cl. of 2017					
Balance as of 11/01/2017					19,805.54
3019 Proj. DC Class of 2019					
3019 Proj. DC Class of 2019	11/01/2017	-751.00			19,054.54
3019 Proj. DC Class of 2019					
3019 Proj. DC Class of 2019	11/03/2017	751.00			19,805.54
3019 Proj. DC Class of 2019	11/04/2017	4,849.30			24,654.84
3019 Proj. DC Class of 2019	11/13/2017			1,280.72	23,374.12
3019 Proj. DC Class of 2019	11/15/2017	-133.60			23,240.52
3019 Proj. DC Class of 2019	11/16/2017	4,579.61			27,820.13
3019 Proj. DC Class of 2019	11/20/2017			19,231.82	8,588.31
3019 Proj. DC Class of 2019	11/21/2017	99.00			8,687.31
Balance as of 11/01/2017					4,966.79
3030 MISCELLANEOUS					
3030 MISCELLANEOUS	11/13/2017		3,719.04		1,247.75
3030 MISCELLANEOUS	11/15/2017		45.00		1,202.75
3030 MISCELLANEOUS	11/20/2017	177.00			1,379.75
3030 MISCELLANEOUS	11/24/2017	156.00	-134.76		1,670.51
Balance as of 11/01/2017					375.05
3035 POP MACHINE					
3035 POP MACHINE	11/13/2017		154.25		220.80

ALL Data

Daily Ledger Summary Report

Arranged by:
Activity Number

Date: 11/01/2017 thru 11/30/2017

<u>Activity Number and Name</u>	<u>Date</u>	<u>Receipts</u>	<u>Disbursements</u>	<u>Adjustments</u>	<u>Balance</u>
3035 POP MACHINE	11/16/2017	803.23			1,024.03
Balance as of 11/01/2017					737.89
3040 QUEST					
3040 QUEST	11/06/2017	1,250.00			1,987.89
Balance as of 11/01/2017					407.00
3050 RED RIBBON					
Balance as of 11/01/2017					1,561.61
3668 Football Fundraising					
3668 Football Fundraising	11/13/2017		723.00		838.61
Balance as of 11/01/2017					4,834.00
3669 Volleyball					
Balance as of 11/01/2017					14,309.73
4000 Hoops Tournament					
Balance as of 11/01/2017					9,051.40
4723 iPad Usage Fees					
Balance as of 11/01/2017					12,996.46
7274 SCRIP CARD					
7274 SCRIP CARD	11/01/2017	154.20	2,464.48		10,686.18
7274 SCRIP CARD	11/02/2017	1,555.00	582.00		11,659.18
7274 SCRIP CARD	11/08/2017	800.00			12,459.18
7274 SCRIP CARD	11/10/2017	2,470.00	363.75		14,565.43
7274 SCRIP CARD	11/29/2017	930.00	13,911.34		1,584.09
Balance as of 11/01/2017					-36.30
9355 Wellness Committee					
Balance as of 11/01/2017					10,226.90
47232 Graduated Classes					
Report Totals:		23,893.15	58,463.34	-2.00	

Check Summary Report

Date: 11/01/2017 thru 11/30/2017

Check Number	Status	Check / Void Date	Vendor Name	PO Number	Description	Amount
010546	V	11/03/2017	Varsity Spirit Fashions		Dance Uniforms and Shoes	-1,709.77
010548	V	11/07/2017	Tyler Schnitzler		JV FB Ref. 9/11/17	-50.00
010573	V	11/02/2017	Hannah Robbins		Ref. VB 10/5/17	-70.00
010574	V	11/02/2017	Jayden Trimble		Ref. VB 10/5/17	-70.00
010611	C	11/02/2017	Chambers/Wheeler		2nd Rnd FB Playoffs 11/1/17	614.78
010612	C	11/02/2017	NSAA		FB Round 2 Playoff 11/1/17	1,300.19
010613	C	11/02/2017	Kenesaw Market	Denkert	Scrip Card Kenesaw Market -	582.00
010614	C	11/07/2017	Dalton Bender		Ref. JRBB	80.00
010615	C	11/07/2017	Tyler Schnitzler		Ref. JR.BB	130.00
010616	C	11/10/2017	Kenesaw Market	Schuster	Kenesaw Market Gift Card	363.75
010617	C	11/13/2017	Staci Adams		JrH VB Ref	105.00
010618	C	11/13/2017	Blaine Anderson		Libero Tracker 10/17/17	60.00
010619	O	11/13/2017	AWARDS UNLIMITED INC		Wrestling Medals	148.17
010620	O	11/13/2017	BE Publishing	FOUNDATION	EduTyping Online Keyboarding	899.00
010621	O	11/13/2017	Bigger Faster Stronger, Inc.		Dumbbells / Straps/Barbells	799.26
010622	O	11/13/2017	Jamie Bittfield		VB Lines	15.00
010623	C	11/13/2017	Katie Callan		VB Score BK Libero	210.00
010624	C	11/13/2017	Collins Sports Medicine		Athletics Medical Supplies	106.60
010625	C	11/13/2017	Cash-Wa Distributing Co.		Concessions Items	900.70
010626	O	11/13/2017	Tracy Denkert		VB Lines	15.00
010627	C	11/13/2017	Bonnie Engelhardt		Reimburse for Bottled Water	15.97
010628	C	11/13/2017	Synchrony Bank/Amazon		Foundation TI Calculators	1,083.44
010629	C	11/13/2017	Godfather's Pizza		Proj. DC Concession Youth VB	683.00
010630	C	11/13/2017	Julie Schnitzler		Reimb. for Hospitality Rm	109.65
010631	C	11/13/2017	Kenesaw Market		Hospitality Rm Bowls	997.62
010632	C	11/13/2017	Christian Kroos		New Memory Card for Athletics	24.58
010633	C	11/13/2017	Laser Works		Youth VB Medals	242.10
010634	C	11/13/2017	Matheson Trigas DBA Matheson		Helium Compressed	40.00
010635	C	11/13/2017	Lou's Sporting Goods		Wrestling Singlets 14	1,449.90
010636	C	11/13/2017	Pepsi-Cola Bottling Co. of		Concessions Inside Pop	1,760.35
010637	C	11/13/2017	Mary Powell	FOUNDATION	Student of the Month T-Shirts	45.00
010638	C	11/13/2017	Rally Athletic		FOOT BALL Bags	387.00
010639	C	11/13/2017	Roger's Athletic		Titan Pop Up Dummy	723.00
010640	C	11/13/2017	Sarah Woodman		VB Lines 51 Sets	255.00
010641	C	11/13/2017	Scholastic Inc.	FOUNDATION	NYT Upfront Magazine -	274.73
010642	C	11/13/2017	Southwest Winds		Homecoming Flowers 2017	42.00
010643	C	11/13/2017	US Bank		Shipping on Returned Shirts	3,663.68
010645	O	11/13/2017	World View Software		World View Software	1,037.00
010646	V	11/24/2017	Yanda's Music & Pro Audio		Instrument Books	0.00
010647	C	11/13/2017	Zimmerman Printers &		Senior Banners 2018	4,022.00
010647	C	11/13/2017	Kay Sidders		Book Review (3hrs ea) INS.	90.00
010648	C	11/15/2017	Kay Sidders		Review of Damaged books	45.00
010649	O	11/20/2017	Tracy Denkert		Reimb. for Concessions Items	81.82

Check Summary Report

Date: 11/01/2017 thru 11/30/2017

Check Number	Status	Check / Void Date	Vendor Name	PO Number	Description	Amount
010650	V	11/20/2017	EF Education		Tour #1954598PM Acct#	0.00
010651	O	11/20/2017	EF Education		Tour #1954598PM Acct3	19,150.00
010652	C	11/21/2017	Paul Cloutier		Ref JRH Wrestling 11/21/17	150.00
010653	O	11/21/2017	RON SMITH		Ref. JRH Wrestling 11/21/17	150.00
010654	O	11/29/2017	Dalton Bender		Ref. JH/JV BB 11/27, 30 and	155.00
010655	O	11/29/2017	Richard Haseloh		Ref. JVBB 11/30/17	55.00
010656	O	11/29/2017	Preston Schnitzler		Ref. JV BB 12/2	55.00
010657	O	11/29/2017	Tyler Schnitzler		Ref. JH/JV BB 11/27, 30 and	155.00
010658	O	11/29/2017	Doug Tetley		Ref. Var. BB 12/2/17	330.00
010659	O	11/29/2017	Tim Valleau		Ref. Varsity BB 11/30/17	330.00
010660	O	11/29/2017	Erin Vancura		Ref. JVBB 11/30/17	55.00
ACH001	C	11/01/2017	Great Lakes Scrip	Oct. 31,	GL Scrip Investment Interest	2,464.48
ACH003	C	11/29/2017	Great Lakes Scrip	ACH Withdr	GL Scrip	13,911.34

Report Total: 58,463.34

KENESAW PUBLIC SCHOOLS

110 North 5th Avenue • P. O. Box 129
Kenesaw, Nebraska 68956-0129
Telephone: (402) 752-3215
Fax: (402) 752-3579

The Kenesaw Board of Education was called into regular session at 7:20 p.m. on Monday, Nov. 13, 2017 in the Kenesaw School Library by President Olsen.

BOARD MEMBERS PRESENT: Sidders, Kimle, Legg, Olsen, Gallagher and Uden

BOARD MEMBERS ABSENT:

OTHERS IN ATTENDANCE: Superintendent Masters

This meeting was legally advertised in the Hastings Tribune on Thursday Nov. 9, 2017.

Motion by Gallagher, seconded by Sidders, to approve the Minutes from the October 9, 2017 Regular Board Meeting as presented: Carried (Outcome Vote – 6 Yes/0 No/0 Abstain/0 Absent)

Gallagher, Yes	Sidders, Yes	Kimle, Yes
Legg, Yes	Olsen, Yes	Uden, Yes

Motion by Gallagher, seconded by Sidders, to approve the Treasurer's Report: Carried (Outcome Vote – 6 Yes/0 No/0 Abstain/0 Absent)

Gallagher, Yes	Sidders, Yes	Kimle, Yes
Legg, Yes	Olsen, Yes	Uden, Yes

Motion by Gallagher, seconded by Sidders, to approve the November 2017 Claims in the amount of \$353,958.55. Carried (Outcome Vote – 6 Yes/0 No/0 Abstain/0 Absent)

Gallagher, Yes	Sidders, Yes	Kimle, Yes
Legg, Yes	Olsen, Yes	Uden, Yes

Motion by Kimle, seconded by Legg, for approval of Bus Safety Inspector - Fleet Pride of Hastings – State Certified. Carried (Outcome Vote – 6 Yes/0 No/0 Abstain/0 Absent)

Gallagher, Yes	Sidders, Yes	Kimle, Yes
Legg, Yes	Olsen, Yes	Uden, Yes

MISSION STATEMENT

"Our mission in partnership with students, home, and community is to educate all students in a nurturing, challenging, and disciplined environment so their performance enables them to become lifelong learners and contributors to our global society."

Motion by Olsen, seconded by Sidders, for approval of Classified Staff Hire - Jill Kimle - Paraeducator.

Carried (Outcome Vote – 5 Yes/0 No/1 Abstain/0 Absent)

Gallagher, Yes	Sidders, Yes	Kimle, Abstain
Legg, Yes	Olsen, Yes	Uden, Yes

Motion by Uden, seconded by Kimle, for approval of Classified Staff Hire – Bev Nixon –Kitchen Staff.

Carried (Outcome Vote – 6 Yes/0 No/0 Abstain/0 Absent)

Gallagher, Yes	Sidders, Yes	Kimle, Yes
Legg, Yes	Olsen, Yes	Uden, Yes

Motion by Gallagher, seconded by Olsen, for approval of transfer of funds from General Fund to Bond Fund in the amount of \$70,500. Carried (Outcome Vote – 6 Yes/0 No/0 Abstain/0 Absent)

Gallagher, Yes	Sidders, Yes	Kimle, Yes
Legg, Yes	Olsen, Yes	Uden, Yes

Motion by Sidders, seconded by Uden, for approval of the Trane HVAC Scheduled Service Agreement in the amount of \$6,136.00. Carried (Outcome Vote – 6 Yes/0 No/0 Abstain/0 Absent)

Gallagher, Yes	Sidders, Yes	Kimle, Yes
Legg, Yes	Olsen, Yes	Uden, Yes

Motion by Uden, seconded by Gallagher, for approval of Final Payment to Ziemba Roofing in the amount of \$24,600 or less (\$40,391.20 less Water and Other Damage). Carried (Outcome Vote – 6 Yes/0 No/0 Abstain/0 Absent)

Gallagher, Yes	Sidders, Yes	Kimle, Yes
Legg, Yes	Olsen, Yes	Uden, Yes

Board Meeting
Nov. 13, 2017
Page 3 of 3

Discussion Items

Review Policies: By-Laws 9000 and New Construction 7,000

Assign Policies: Community 1000 for review at December meeting.

Discuss dates for meeting with Marcia Herring to compose Administration/Board Goals.

Discuss Coca Cola and Pepsi Contract Proposals

Discuss the Completion of Teacher Evaluations

Discuss NeSA and MAP Assessment Results - Valorie Foy Conversation

Discuss 2016-2017 Kenesaw Public School Audit Report by Almquist, Maltzahn, Galloway, and Luth

Discuss Evaluation of Superintendent - Handout Evaluation Tool

Discuss Possible Option Students

Meeting Adjourned at 8:55 p.m.

The next regular meeting is scheduled for December 11, 2017 @ 7:00 P.M.

Cindy Olsen, President

Shandra Uden, Secretary



Kenesaw Public Schools



Classified

Kenesaw School

Sponsorship and Pricing

Proposal for Coca Cola to be exclusive at Kenesaw Public School events and properties for 5 years.

Sponsorship

✓ \$2,750.00 annual payment (\$13,750.00 over term of agreement)

Pricing

- ✓ CSD 20oz-\$22.00 per case (24) *Pop Cost 92¢ Bottle*
- ✓ Dasani 20oz-\$11.00 per case (24) *46¢ Bottle*
- ✓ PowerAde 20oz-\$22.00 per case (24) *Same as pop*
- ✓ 12oz cans -\$9.00 per case (24) *Teacher lounge 38¢*
- ✓ 18.5 Gold Peak Tea -\$13.18 per case (12) - \$1.10 Cost *6 flavors*

Equipment

Chesterman Coca Cola will provide equipment needed to serve Coca Cola Beverages at no cost to Kenesaw School. Volume of equipment is based on volume of product sold. *No Cost - Repaired at No Cost - Equipment is not an Issue*

Pricing (pricing guaranteed for one year, then subject to 3% increase annually on anniversary date of agreement) *Yearly on anniversary date -*

*Kenesaw every Friday
Classified
Need to know by Wednesday for Friday delivery
No minimum*

Kenesaw School

Presentation Purpose

Chesterman Coca-Cola would like to begin by sincerely thanking the Kenesaw Public Schools for affording us the opportunity to make this presentation. We are enthusiastically looking forward to serving you for many years to come.

It is the specific intent of this proposal to provide a foundation from which we can build our mutually beneficial relationship.

Coca-Cola Representatives

Darla Heeren (308) 380-3124

Scott Brokaw (308) 380-2700

Todd Carter (402) 770-5705



Classified

Chesterman

Kenesaw School

We again thank you for the opportunity to be the beverage supplier of the Kenesaw Public School.

Coca-Cola Representative

Darla Heeren (308) 380-3124 dheeren@chesterman.com

Next Steps:

- * Agree on proposal
- * Draft and sign contract
- * Implement proposal



Classified

10 business days - Product they may or may not concern -

EXCLUSIVE LICENSE AGREEMENT

Pepsi-Cola Bottling Co. of Hastings (“**Supplier**”) and Kenesaw Public Schools (“**Customer**”) headquartered in Kenesaw, NE, hereby agree as follows:

1. **School.** Customer operates Kenesaw Public Schools.
2. **Term.** The term of this Agreement will be for a period of Three (3) years beginning on December 1, 2017, and will continue through November 30, 2020 (the “**Term**”). Thereafter, Customer will not enter into an agreement similar to this Agreement without notice to Supplier and providing Supplier the right to match the terms of such other agreement.
3. **Scope.** During the Term, Customer shall purchase from Supplier (i) Pepsi-Cola’s corporate branded premix and postmix products, as listed in Exhibit A, for use in preparing fountain beverage products sold under the trademarks of Pepsi-Cola; and (ii) Pepsi-Cola’s corporate branded packaged beverage products (including carbonated soft drinks, waters, isotonic, juices, juice drinks and/or coffee based beverages), as listed in Exhibit B, (collectively the “**Beverage Products**”) to be sold in each of the Customer’s schools (collectively the “**Schools**”). Supplier reserves the right to amend from time to time the Beverage Products listed on Exhibits A and B. Customer agrees to follow all guidelines of USDA Regulations set forth on Exhibit “C” attached hereto.
4. **Exclusive License.** Customer hereby grants to Supplier an exclusive license with respect to the Beverage Products as follows: the Beverage Products distributed by Supplier shall be the exclusive beverage products of their respective types sold, dispensed or otherwise made available in any manner or form, including vending machines, coolers and fountain equipment, or in any way displayed, represented or promoted at or in connection with Customer and/or Schools by any method or through any medium whatsoever, whether public or private except: (a) at privately catered events not sponsored or catered by the School and the beverages served are offered at no additional charge to attendees and all evidence of the beverages served are promptly removed at the conclusion, (b) by the visitors for personal consumption, (c) the dispensing or serving of coffee or coffee-derived products, (d) the service of tea at catered events if such teas is served in cups (as opposed to single-serving cans or bottles), (e) tap water, (f) water most commonly dispensed in personal cups from water coolers and not packaged in individual cans or bottles, and (g) milk and milk-based drinks such as milk shakes and malts (the “**Exclusive License**”).
5. **Vending Machines.** The Exclusive License shall include the exclusive right to place vending machines at the Schools (for purposes hereof, “vending machines” shall mean any type of vending equipment which offers or sells any beverage products; provided, vending machines shall not include non-coin operated vending machines, water coolers, or water fountains). Placement of vending machines shall be subject to the mutual agreement of the parties, provided Supplier shall have the right to place at least one Beverage Product vending machine per 100 students enrolled at the School of which 80 percent of the vending machines will be 20 oz. machines. Equipment relating to the

Beverage Products shall be provided, maintained, and repaired at Supplier's expense. At all times, legal title to the Vending Machines shall belong to Supplier.

6. **Fountain Equipment.** The Exclusive License shall include the exclusive right to be the exclusive beverage supplier at the Schools for all fountain beverages. All equipment relating to such fountain beverages shall be provided, maintained, and repaired at Supplier's expense.
7. **Advertising.** The Exclusive License shall include the right of Supplier to be the sole advertiser of fountain and packaged beverage products at Schools. Supplier may place signage on scoreboards, fences, walls, etc. and hang banners at special events sponsored by Supplier, as long as they are in good taste in the opinion of the administrator of School.
8. **License Fee.** In consideration of the Exclusive License, Supplier shall pay Customer on or before January 1 of each year, beginning January, 2018, the sum of two thousand dollars (\$2,000), (the "License Fee").
9. **Additional Consideration.** In addition to the License Fee, Supplier agrees to pay and provide to Customer the amounts, items, products and/or services set forth in Exhibit D attached hereto.
10. **Pricing.** A current delineation of the prices charged for the Beverage Products is set forth on Exhibit A and B attached hereto. All pricing of the Beverage Products shall be determined by Supplier. In the event of any change in prices, Supplier shall provide an updated price list to School.
11. **Termination.** This Agreement may be terminated by either party if the other party shall be in breach or default under any one or more of its covenants or agreements contained herein and such breach or default is not cured within thirty (30) days after written notice to the defaulting party.
12. **Remedies.** In the event of a default by a party, the non-defaulting party may exercise any and all rights and remedies allowed by law and/or equity.
13. **Binding Effect.** This Agreement shall be binding upon and inure to the benefit of the parties hereto and their successors and assigns.

DATED: _____

Pepsi-Cola Bottling Co. of Hastings

Kenesaw Public Schools

By _____

By _____

Print _____

Print _____

Title _____

Title _____

Exhibit A
Premix and Postmix Products

Not Applicable to this Agreement.

Exhibit B Bottle and Can Product

Product Group	Units per Case	Case Price	Unit Price
Aquafina 16.9oz 1/24pk	24.00	\$ 11.00	\$ 0.46
Aquafina 20oz 24pk	24.00	\$ 25.50	\$ 1.06
Aquafina FlavorSplash 20oz 24pk	24.00	\$ 25.50	\$ 1.06
Aquafina PET Bottles 12oz 3/8pk	24.00	\$ 9.65	\$ 0.40
Aquafina Sparkling 12oz 12pk	12.00	\$ 8.40	\$ 0.70
Bubbl'r 12oz 12pk	12.00	\$ 11.40	\$ 0.95
CSD Cans 12oz 2/12pk	24.00	\$ 13.00	\$ 0.54
CSD Cans 12oz 2/12pk Klarbrunn	24.00	\$ 6.00	\$ 0.25
CSD Cans 12oz 4/6pk	24.00	\$ 13.00	\$ 0.54
CSD Cans 7.5oz 3/8pk	24.00	\$ 12.00	\$ 0.50
CSD PET Bottles 20oz 24pk	24.00	\$ 25.50	\$ 1.06
Dole 10oz.	12.00	\$ 16.65	\$ 1.39
Essentia Water 1.5L 12pk	12.00	\$ 21.00	\$ 1.75
Essentia Water 1L 12pk	12.00	\$ 16.80	\$ 1.40
Essentia Water 20oz 24pk	24.00	\$ 23.50	\$ 0.98
Essentia Water 700ML 24pk	24.00	\$ 31.30	\$ 1.30
Gatorade and G2 12oz 4/6pk	24.00	\$ 15.40	\$ 0.64
Gatorade and G2 20oz 24pk	24.00	\$ 25.50	\$ 1.06
Hog Wash 10oz 12pk	12.00	\$ 8.10	\$ 0.68
Izze Fusions 12oz 12pk Cans	12.00	\$ 11.40	\$ 0.95
Klarbrunn 20oz	24.00	\$ 16.75	\$ 0.70
Klarbrunn Ubr Water 23.67oz 24pk	24.00	\$ 25.00	\$ 1.04
Klarbrunn Vita Ice Bottles 17oz 12pk	12.00	\$ 12.00	\$ 1.00
Life WTR 1L 12pk	12.00	\$ 15.65	\$ 1.30
Life WTR 700ML 12pk	12.00	\$ 14.50	\$ 1.21
Lipton Pure Leaf 18.5oz 12pk	12.00	\$ 13.70	\$ 1.14
Lipton Singles 20oz 24pk	24.00	\$ 25.50	\$ 1.06
Mt Dew Kickstart 12oz 1/12 C	12.00	\$ 11.40	\$ 0.95
Propel Fitness Water 20oz 24pk	24.00	\$ 25.50	\$ 1.06
SoBe Lifewater 20oz 12pk	12.00	\$ 13.90	\$ 1.16

Exhibit C USDA School Regulations



2017 Beverages for K-12 Schools

**Meet USDA Smart Snack Regulations
for K-12 Schools
(For midnight before until 30 minutes
after the School Day)**

USDA Permitted Beverages	Brands	Size	School Level		
			Elem. School	Middle School	High School
Plain water or plain carbonated water	Aquafina	Any	✓	✓	✓
	Schweppes Sparkling Seltzer Water: Original	Up to 20 oz	✓	✓	✓
	LifeWtr – NEW	23.7 oz 33.8 oz	✓	✓	✓
Calorie-free, flavored water, with or without carbonation	Aquafina FlavorSplash: Grape, Raspberry, Wild Berry	Up to 20 oz	X	X	✓
	Propel: Berry, Black Cherry, Blueberry Pomegranate, Cranberry Lime, Grape, Kiwi Strawberry, Lemon, Mandarin Orange, Peach, <i>Watermelon - Available January 2017</i>	16.9 or 20 oz	X	X	✓
	Propel Unflavored Electrolyte Water	16.9	X	X	✓
	Schweppes Sparkling Seltzer Water: Lemon/Lime Orange, Black Cherry, Raspberry Lime	12 or 20 oz	X	X	✓
	SoBe Lifewater 0 Calorie: Acai Raspberry, B-Energy Black Cherry Dragonfruit, Black and Blue Berry, Blood Orange Mango, Fuji Apple Pear, Kiwi Chermoya, Strawberry Dragonfruit, Yumberry Pomegranate	20 oz	X	X	✓
	SoBe Lean Cranberry Grapfruit (only avail for fountain)	Ftn	X	X	✓
100% Fruit and/or Vegetable Juice	Doie Shelf Stable Juices: Apple, Fruit Punch, Orange	10 oz	X	✓	✓
	Naked Juice: Berry Blast, Blue Machine, Green Machine, Mighty Mango, Orange, Strawberry Banana	10 oz	X	✓	✓
	O.N.E. Coconut Water	11.2 oz	X	✓	✓
	Naked Juice Cold Pressed Juice: Bolt Beet, Bright Greens, Hearty Greens, Lively Carrot, Cool Pineapple (available regionally)	12 oz	X	✓	✓
	Tropicana Chilled Juices: Apple Juice, Grape Juice, Farmstand Peach Mango, Farmstand Pomegranate Blueberry, Farmstand Strawberry Banana, Farmstand Tropical Green	12 oz	X	✓	✓
	Tropicana Pure Premium Juices: Orange Juice – Healthy Kids, Orange Juice – No Pulp, Orange Juice – with Calcium & Vitamin D, Orange Juice – No Pulp, Orange Juice – Some Pulp (Homestyle), Orange Strawberry Banana Juice, Ruby Red Grapfruit Juice		✓ Up to 8 oz	✓ Up to 12 oz	✓ Up to 12 oz
	Tropicana Shelf Stable Juices: Apple Juice, Orange Juice, Strawberry Melon - Available June 2017	4.23 oz	✓	✓	✓
	Tropicana Shelf Stable Juices: Apple Juice, Fruit Medley Plus, Orange Juice, Strawberry Kiwi Juice Plus, Ruby Red Grapfruit Juice, Strawberry Orange Juice	10 oz	X	✓	✓
100% fruit and/or vegetable juice diluted with water (with or without carbonation) and no added sweeteners	IZZE Sparkling: Apple, Blackberry, Clementine, Grapfruit, Pomegranate, Blackberry, Clementine. <i>Peach – Available August 2017</i>	8.4 oz	X	✓	✓
	IZZE Sparkling: Blackberry, Clementine	12 oz	X	✓	✓
Other flavored beverages, with or without carbonation, labeled with less than 5 calories per 8 oz or no more than 10 calories per 20 fl oz	Diet Pepsi (incl. Caff. Free & flavors); Pepsi MAX; Diet Mt Dew (incl. Caff. Free & flavors); Diet Sierra Mist (incl. flavors); Diet Mug Root Beer; Diet Mug Cream Soda	Up to 20 oz	X	X	✓
	Brist: Sugar Free Lemonade, Diet Lemon Iced Tea; Lipton Iced Tea: Diet with Lemon; Diet with Peach; Diet Green Tea with Citrus; Diet Green Tea with Mixed Berry; Diet White Tea with Raspberry	Up to 20 oz	X	X	✓
	Lipton Pure Leaf: Unsweetened, Unsweetened with Lemon; Unsweetened Green Tea, Diet Lemon, Diet Peach	18.5 oz	X	X	✓

Continued on p. 2

2/17/17

Exhibit C USDA School Regulations



2017 Beverages for K-12 Schools

**Meet USDA Smart Snack Regulations
for K -12 Schools
(For midnight before until 30 minutes
after the School Day)**

USDA Permitted Beverages	Brands	Size	Meet USDA Smart Snack Regulations for K -12 Schools (For midnight before until 30 minutes after the School Day)		
			Elem. School	Middle School	High School
Other flavored beverages, with or without carbonation, labeled with 40 calories or less per 8 fl oz or 60 calories or less per 12 fl oz; max size 12 fl oz	Aquafina Sparkling: Cherry Dragonfruit; Lemon-Lime; Orange Grapefruit	12 oz	X	X	✓
	G2: All flavors	12 oz	X	X	✓
	Mtn Dew Kickstart – Blueberry Pomegranate, Blood Orange, Pineapple Orange Mango, Strawberry Kiwi, Watermelon Raspberry Citrus – Available January 2017	12 oz	X	X	✓
	Brisk: Iced Tea & Lemonade; Iced Tea & Cherry Limeade Pepsi Next	12 oz	X	X	✓
	Fruit Shoots – No Sugar Added	10.1 oz.	X	X	✓
	Starbucks: Low Calorie Iced Coffee, Black Iced Coffee Unsweetened	11 oz.	X	X	✓
	IZZE Fusion: Orange Mango, Lemon Lime, Strawberry Melon – Available March 2017	12 oz.	X	X	✓

USDA Smart Snack Standards for Beverages in K – 12 Schools

The following standards apply to beverages sold to students from midnight before until 30 minutes after the official school day in public schools that participate in the national school meal program.

Category	Elementary	Middle	High
Plain water or plain carbonated water	Any size	Any size	Any size
100% fruit/vegetable juice and 100% fruit/vegetable juice diluted with water (with or without carbonation) and no added sweeteners	≤ 8 fl oz	≤ 12 fl oz	≤ 12 fl oz
Unflavored low-fat milk and flavored or unflavored fat-free milk and nutritionally equivalent milk alternatives	≤ 8 fl oz	≤ 12 fl oz	≤ 12 fl oz
Calorie-free, flavored water, with or without carbonation	Not permitted	Not permitted	≤ 20 fl oz
Other flavored and/or carbonated beverages labeled with less than 5 calories per 8 fl oz or no more than 10 calories per 20 fl oz	Not permitted	Not permitted	≤ 20 fl oz
Other flavored and/or carbonated beverages labeled with no more than 40 calories per 8 fl oz or no more than 60 calories per 12 fl oz	Not permitted	Not permitted	≤ 12 fl oz
Caffeinated beverages	Not permitted ¹	Not permitted ¹	Permitted

Notes:

1. All products not available in all markets.
2. In schools that are not subject to the USDA regulations and in all schools during the extended school day, PepsiCo will follow the PepsiCo Global School Beverage Policy. PepsiCo's Global Policy, which is summarized on page 2 and available at www.pepsico.com, is consistent with the USDA regulations except that it permits sports drinks before, during and after physical activity/heat and does not include size limits for any beverages

2/17/17

Exhibit C

USDA School Regulations

Time of day

This school beverage policy applies to beverages sold on school grounds during the school day as well as the extended school day when events are primarily under the control of the school or third parties on behalf of the school. The extended school day includes activities such as clubs, yearbook, band and choir practice, student government, drama and childcare programs.

This beverage policy does not apply to school-related events where parents and other adults are a significant part of an audience or are selling beverages as boosters during intermission, as well as immediately before or after the event. Examples of these events include interscholastic sporting events, school plays and band concerts.

Please reference Exhibit B for brands available in your market.

Exhibit D
Additional Consideration

Additional Programs and Support

- Annual Free Product for Athletics or Special Events \$ 250 Value

2018-2019 NEGOTIATED AGREEMENT

Increase base salary to \$35,000

Add additional step (13) beginning at the Master column.

Allow retired teachers to purchase health insurance through the school's group plan.

Implement a discretionary leave policy. At the administration's discretion, teachers may take brief leave (no more than 2 hours) from the school day and not be penalized personal or medical leave.

Teachers will be compensated the equivalence of one day's sub pay for each day they are asked to work outside of their contracted days.

Add High School SAT coordinator to extra duty.



















Thank you for completing the Rule 10 Assurance Statement. **Your responses have been successfully submitted.** We recommend you download and save a copy for your records by clicking on the "Download PDF" link below.

To exit, please close your web browser.

If you have any questions, please direct an email to nde.accreditationteam@nebraska.gov.

Below is a summary of your responses

[Download PDF](#)



ACCREDITATION

Rule 10 Assurance Statement

The Assurance Statement is used to affirm school system compliance (or indicate areas of noncompliance) with the accreditation requirements of Rule 10 (*Regulations and Procedures for Accreditation of Schools*). All accredited school systems are required to submit the Assurance Statement annually.

The Assurance Statement you will soon see is designed to replace the paper-based Rule 10 Assurances Form you have traditionally received from the Nebraska Department of Education.

Your responses should be reflective of KENESAW PUBLIC SCHOOLS during the 2017-2018 school year.

Rule 10 dated August 1, 2015 is accessible [here](#) for your review.

If you have any questions regarding the Assurance Statement, please direct an email to nde.accreditation@nebraska.gov.

Instructions on How to Complete the Rule 10 Assurance Statement


1. If there are any areas of noncompliance, please check the appropriate box.
2. There will be an opportunity at the end of the Assurance Statement to provide additional comments if there are any areas of noncompliance and corrections in progress.
3. Your electronic signature will be required at the end of the Rule 10 Assurance Statement.

As you move through the Assurance Statement, your responses will be saved automatically. There is no need to click any sort of "save" button. If you must close your web browser before completing the form, simply return and complete any remaining items.

If there are any areas of noncompliance, please check the appropriate box.

Code Section 003: Mandatory Requirements for Legal Operation

	Noncompliance
003.01 Certificated Teachers	
003.05 Graduation requirements: Language Arts - 40 credits	
003.05 Graduation requirements: Math - 30 credits	
003.05 Graduation requirements: Science - 30 credits	
003.05 Graduation requirements: Social Studies - 30 credits	
003.06 School Year: 400/1032/1080 hours	
003.08 Reports are submitted by due dates	
003.12 Pledge of Allegiance (K-12)	



Code Section 004: Curriculum and Standards

	Noncompliance
004.01A Board approved purposes or standards	
004.01A Board approved purposes or standards; copy for each staff member	
004.01B Adopted standards for reading, writing, mathematics, science, and social studies/history in accordance with Rule 10 guidelines	
004.01C Guides/frameworks/standards for all other curriculum	
004.01C Description of the library media and guidance programs	
004.01D Writing experiences incorporated in all curricular areas K-12	
004.01E Educational computer technology in instructional programs in all levels	
004.01F Multicultural education	
004.01F1 Multicultural education includes mission and goals	

004.01F2 Multicultural education includes guides, frameworks or standards

004.01F3 Multicultural education includes process for selecting materials

004.01F4 Multicultural education includes staff development

004.01F5 Multicultural education includes periodic assessment

004.01F5 Multicultural education includes report to local board

004.02A Elementary weekly schedule includes Reading/Language Arts

004.02A Elementary weekly schedule includes Mathematics

004.02A Elementary weekly schedule includes Social Studies

004.02A Elementary weekly schedule includes Science

004.02A Elementary weekly schedule includes Health

004.02A Elementary weekly schedule includes P.E.

004.02A Elementary weekly schedule includes Visual Arts

004.02A Elementary weekly schedule includes Music

004.02B Kindergarten – all age eligible children admitted §79-214(2)

004.02C Athletic contests not to include K-6

004.03A Middle grades includes instruction in Reading

004.03A Middle grades includes instruction in Language Arts

004.03A Middle grades includes instruction in Mathematics

004.03A Middle grades includes instruction in Social Studies

004.03A Middle grades includes instruction in Science

004.03A Middle grades includes instruction in Health

004.03A Middle grades includes instruction in Art

004.03A Middle grades includes instruction in Music

004.03A Middle grades includes instruction in P.E.

004.03B Career education is included in the middle grades program

004.03C Interscholastic athletic limitations (grades 7 and 8)

004.04A High School Program provides 400 instructional units

004.04B1 Language Arts - 60 instructional units

004.04B2 Social Science - 40 instructional units

004.04B3 Mathematics - 40 instructional units

004.04B4 Science - 40 instructional units

004.04B5 World Language - 20 instructional units (or 2 years)

004.04B6 Career Education - 80 instructional units

004.04B7 Personal Health and Physical Fitness - 20 instructional units (or 2 years)
(Note: Inclusion of CPR in the curriculum)

004.04B8 Visual and Performing Arts - 40 instructional units

004.04B8 Visual and Performing Arts - 40 instructional units including Instrumental Music


- 004.04B8 Visual and Performing Arts - 40 instructional units including Vocal Music
- 004.04B8 Visual and Performing Arts - 40 instructional units including Visual Arts
- 004.04D2b(e) Availability of monitor with an endorsement aligned with DL class generating instructional units



If there are any areas of noncompliance, please check the appropriate box.

Code Section 005: Statewide System for Assessment of Student Learning and for Reporting the Performance of School Districts

- | | |
|--|---------------|
| | Noncompliance |
| 005.01A Assessment according to Appendix E/Performance Reporting | |
| 005.02 Report of student performance to NDE | |
| 005.03 Student assistance process | |



Code Section 006: Media and Technology Resources


- | | |
|--|---------------|
| | Noncompliance |
| 006.01A Library media area(s) available all day | |
| 006.01A Resources classified | |
| 006.01A Encyclopedia or electronic format copyrighted in past five years | |
| 006.01B Elementary new resources (25 per teacher up to 150; 75 if electronic format) middle or high school 150 (print or electronic) | |
| 006.01C Middle level school - 10 periodicals (print or electronic) | |
| 006.01D Each secondary school - 25 periodicals (print or electronic format) | |



Code Section 007: Instructional Staff

- | | |
|--|---------------|
| | Noncompliance |
| 007.01A Elementary teachers endorsed (95%) | |
| 007.01B Pre-kindergarten coordinator (9 credit hours ECE) | |
| 007.02A Middle grades teachers endorsed (90%) | |
| 007.03A Secondary grades teachers endorsed (80%) | |
| 007.04A ½ FTE media specialist endorsed or acquiring 6 hours per year | |
| 007.04A1 Building library media specialist staffing | |
| 007.05A Guidance staff - in required ratio; endorsed or acquiring 6 hours per year | |
| 007.05B Guidance staff - in required ratio for middle/secondary grades | |

- 007.05C Elementary guidance program (300 or more students)
- 007.06A Certificated employee evaluation policy – approved by NDE
- 007.07A Staff development (at least 10 hours each year)



If there are any areas of noncompliance, please check the appropriate box.

Code Section 008: Administrative Staff

	Noncompliance
008.02A Elementary administration: Elementary principal or superintendent	
008.02A Elementary administration: 10+ teachers, half-time principal	
008.02A Elementary administration: 20+ teachers, full-time principal	
008.03A Middle grades principal, endorsement required	
008.03B Middle grades administration: Middle grades principal	
008.03B Middle grades administration: 10+ teachers, half-time principal	
008.03B Middle grades administration: 20+ teachers, full-time principal	
008.04A Secondary administration: Secondary principal	
008.04A Secondary administration: 10+ teachers, half-time principal	
008.04A Secondary administration: 20+ teachers, full-time principal	
008.05A Head administrator has superintendent’s endorsement	
008.05B Other administrators hold appropriate endorsements	
008.05C Certificates on file in school administrative office	



Code Section 009: Continuous School Improvement

	Noncompliance
009.01A School improvement plan incorporates multicultural education	
009.01A School improvement plan includes mission	
009.01A School improvement plan includes data collection including student performance, demographics, learning climate, former high school students	
009.01A School improvement plan includes improvement goals	
009.01A School improvement plan includes action plan with an aligned professional development plan	
009.01A School improvement plan includes evaluation of progress	
009.01B External team visit hosted every 5 years	



Code Section 010: Accountability Reporting

	Noncompliance
010.01A Annual written report of performance, demographics, improvement goals, financial information	
010.01B The school system has a policy for preparing and distributing an annual report of performance (010.01A)	



Code Section 011: School Environment

	Noncompliance
011.01A Safe, healthful, and sanitary conditions in each building	
011.01B Safety and security plan in place	
011.01C Safety and security committee in place	
011.01D Annual safety and security visit	
011.01E Seclusion and Restraints policy in place	
011.01F Bullying policy in place	
011.01G Dating violence policy in place	




Code Section 012: School System Governance

	Noncompliance
012.01A Written board policies - accessible in each building	
012.01B Policy on instructional hours (400 for kindergarten, 1032 for elementary, 1080 for high school (9-12))	
012.01C Ratio (pupils to certificated staff) 25 to 1	



Appendix F

	Noncompliance
School Board has an Americanism Committee to carry out §79-724	



If there are any areas of noncompliance and corrections in progress, please list them here by first stating the code section regulation number, followed by your comments related to it.

I hereby affirm compliance or specifically note any noncompliance with the applicable accreditation regulations in 92 NAC 10 Sections 003.01 through 012.01C.

Name (first name, last name)

Rick Masters

Date (mm/dd/yyyy)

11/19/201

Signature (use your mouse if on a desktop, or your finger if on a mobile device)


clear

Please note that by clicking the "Submit" button below, your responses will be submitted to the Nebraska Department of Education. Please review all of your responses carefully as you will not be able make any changes upon clicking the "Submit" button.

#NDE 08-030

For more information about the form, please contact:
Accreditation and School Improvement | NDE.Accreditation@nebraska.gov

Powered by Qualtrics

DAKTRONICS QUOTE # 637372-1-0

Kenesaw Public Schools
 Craig Schnitzler
 PO Box 129
 Kenesaw, NE USA 68956
 Phone: (402)752-3215
 Fax: (402)725-3579
 Email: cschnitz@esu9.org

29/Nov/2017
 Quote valid for: 90 days
 Terms: Net 30 days from shipment with
 Purchase Order
 Subject to Credit Review
 FCA: DAKTRONICS
 Delivery: Call for Production Time

Reference: Basketball Aux Gym

Item No.	Model	Description	Qty	Price
1	BB-2103-RA-PV	Tuff Sport® PanaView® Basketball/Volleyball/Wrestling Scoreboard; Scoreboard Color: _____; Caption Color: _____ Cabinet Dimensions: 6' 0" H X 8' 0" W X 0' 6" D (Approx. Dimensions) Digit Type: PANAVIEW Max Power: 200 watts/display Weight: Unpackaged 161 lbs per display; Packaged 185 lbs per display	2	\$6,822.00
	Stripe; Indoor	Indoor Scoreboard Border Stripe; Color: _____	2	
	AS-5010 Kit	All Sport® 5010 Control Console Kit	1	
	Indoor Scoreboard Radio Communication (Transmitter)	Frequency of 2.4 GHz	1	
	Radio Receiver	Frequency of 2.4 GHz	2	
	FREIGHT	Shipping to site	1	
Services				
2	G5C5-W	Five Year Warranty - Parts Coverage - G5G5	1	

- Price of 2
Price for 2 Scoreboards

Total Price Excluding Sales Tax: \$6,822.00

Please reference listed sales literature: DD1628383 for G5C5-W, DD2481847 for BB-2101-RA-PV, DD2481852 for BB-2103-RA-PV, SL-03991 for AS-5010 Kit, SL-04370 for Indoor Scoreboard Radio Communication (Transmitter), SL-04370 for Radio Receiver



DAKTRONICS QUOTE # 637372-1-0

Alternate Equipment: 1

Item No.	Model	Description	Qty	Price
		<i>No Player or Team Fouls</i>		
1	BB-2101-RA-PV	Tuff Sport® PanaView® Basketball Scoreboard; Scoreboard Color: _____; Caption Color: _____ Cabinet Dimensions: 4' 0" H X 8' 0" W X 0' 6" D (Approx. Dimensions) Digit Type: PANAVIEW Max Power: 200 watts/display Weight: Unpackaged 124 lbs per display; Packaged 140 lbs per display	2	\$5,487.00
	Stripe; Indoor	Indoor Scoreboard Border Stripe; Color: _____	2	
	AS-5010 Kit	All Sport® 5010 Control Console Kit	1	
	Indoor Scoreboard Radio Communication (Transmitter)	Frequency of 2.4 GHz	1	
	Radio Receiver	Frequency of 2.4 GHz	2	
	FREIGHT	Shipping to site	1	
Services				
2	G5C5-W	Five Year Warranty - Parts Coverage - G5G5	1	

Price of 2 Scoreboards

Total Price Excluding Sales Tax: \$5,487.00

Please reference listed sales literature: DD1628383 for G5C5-W, DD2481847 for BB-2101-RA-PV, DD2481852 for BB-2103-RA-PV, SL-03991 for AS-5010 Kit, SL-04370 for Indoor Scoreboard Radio Communication (Transmitter), SL-04370 for Radio Receiver

DAKTRONICS QUOTE # 637372-1-0

Alternate Equipment: 2

Item No.	Model	Description	Qty	Price
1	BB-2103-RA-PV	Tuff Sport® PanaView® Basketball/Volleyball/Wrestling Scoreboard; Scoreboard Color: _____; Caption Color: _____ Cabinet Dimensions: 6' 0" H X 8' 0" W X 0' 6" D (Approx. Dimensions) Digit Type: PANAVIEW Max Power: 200 watts/display Weight: Unpackaged 161 lbs per display; Packaged 185 lbs per display	1	\$3,691.00
	Stripe; Indoor	Indoor Scoreboard Border Stripe; Color: _____	1	
	AS-5010 Kit	All Sport® 5010 Control Console Kit	1	
	Indoor Scoreboard Radio Communication (Transmitter)	Frequency of 2.4 GHz	1	
	Radio Receiver	Frequency of 2.4 GHz	1	
2	BB-2101-RA-PV	Tuff Sport® PanaView® Basketball Scoreboard; Scoreboard Color: _____; Caption Color: _____ Cabinet Dimensions: 4' 0" H X 8' 0" W X 0' 6" D (Approx. Dimensions) Digit Type: PANAVIEW Max Power: 200 watts/display Weight: Unpackaged 124 lbs per display; Packaged 140 lbs per display	1	\$2,464.00
	Stripe; Indoor	Indoor Scoreboard Border Stripe; Color: _____	1	
	Radio Receiver	Frequency of 2.4 GHz	1	
	FREIGHT	Shipping to site	1	
Services				
3	G5C5-W	Five Year Warranty - Parts Coverage - G5G5	1	

Price of 1

1 Scoreboard

1 Scoreboard

Total Price Excluding Sales Tax: \$6,155.00

Please reference listed sales literature: DD1628383 for G5C5-W, DD2481847 for BB-2101-RA-PV, DD2481852 for BB-2103-RA-PV, SL-03991 for AS-5010 Kit, SL-04370 for Indoor Scoreboard Radio Communication (Transmitter), SL-04370 for Radio Receiver



DAKTRONICS QUOTE # 637372-1-0

Leasing Program

If your purchase exceeds \$25,000, you may qualify for our leasing program allowing you more flexibility to spread out the cost of your Daktronics display over of a period up to five (5) years. Benefits of our leasing program include fixed rate financing, non-appropriation clause, no prepayment penalty, and customizable payment schedules. Plus, at the end of the lease, the equipment is yours to keep with no additional balloon payments.

Sample payment options as follows:

\$50,000 in total equipment cost = \$10,700 per year

\$100,000 in total equipment cost = \$21,199 per year

\$250,000 in total equipment cost = \$52,899 per year

Payments based on 5 year/annual payment in advance structure. **Leasing is subject to credit approval and agreed upon documentation with Daktronics lending partner. Contact your Daktronics representative for additional options and details.

Exclusions:

- | | |
|--|------------------------------------|
| - Electrical Installation | - Physical/Mechanical Installation |
| - Structure | - Foundation |
| - Power | - Hoist |
| - Technical Support/Installation Support | - Engineering Certification |
| - Signal Conduit | - Labor to Pull Signal Cable |
| - Applicable Permits | - Taxes |
| - Electrical Switch Gear or Distribution Equipment | - Front End Equipment |

Unless expressly stated otherwise in this Quote # 637372-1 Rev 0 or the attachments, if Daktronics performs installation of the Equipment, the price quoted does not include the following services pertaining to physical installations: digging of footings (including dirt removal), any materials fabrication, installation of steel cages, rebar, or bolt attachments, or pouring and finishing of concrete footings. Those service may be provided for an additional cost beyond the quoted price. Purchaser shall be fully responsible for any and all additional costs plus overhead in the event anything unexpected of any nature whatsoever is found while digging the footings including but are not limited to rock, water, utility lines, pipes or any other unforeseen circumstance. The Purchaser acknowledges and agrees that it is fully responsible for all site conditions.

Installation Responsibilities:

If applicable please reference Attachment A for Installation Responsibilities.

Ad/ID Copy Approval Process

Daktronics will process your proofs on orders that include advertising and identification panels. Your digital files and copy layouts should conform to graphic file standards document, SL-04116. The digital data files and copy layouts must be submitted at the time of your order and our proofs need to be approved two weeks prior to your initial anticipated ship date. Advertising and identification panels not receiving proof approvals in time will be shipped without copy in our standard finish.



Derek Drew
PHONE:
FAX:
EMAIL: Derek.Drew@daktronics.com



Kat Haarstad
PHONE: 605-692-0200
FAX:
EMAIL: Kat.Haarstad@daktronics.com

Terms And Conditions:

The Terms and Conditions which apply to this order available on request.

SL-02375 Standard Terms and Conditions of Sale	www.daktronics.com/terms_conditions/SL-02375.pdf
SL-02374 Standard Warranty and Limitation of Seller's Liability	www.daktronics.com/terms_conditions/SL-02374.pdf
SL-07862 Software License Agreement	www.daktronics.com/terms_conditions/SL-07862.pdf
SL-04116 Graphic File Standards	www.daktronics.com/terms_conditions/SL-04116.pdf

Acceptance:

The Undersigned has actual authority to execute this document and Daktronics, Inc is relying upon such authority.

The parties hereby acknowledge and agree that the terms and conditions contained within this Quote along with the terms and conditions of the Daktronics Standard Terms and Conditions, the Standard Warranty and Limitations of Liability, and/or the Software License Agreement (together, the "Terms and Conditions") constitute the full and final understanding of the parties regarding the sale of equipment and/or the provision of services and entirely replace and supersede any previous understanding or agreement between the parties. By executing this agreement, Purchaser acknowledges that it has had opportunity and means to review the Terms and Conditions as provided in the website addresses above. In the alternative, hardcopy of these Terms and Conditions will be provided upon request. Further it is acknowledged and agreed that the price of the equipment and/or the provision of services contained within this agreement are expressly conditioned upon Purchaser's acceptance of the Terms and Conditions without change. Any modification of the Terms and Conditions may require a corresponding change in price. Accordingly, the Purchaser acknowledges and agrees to these Terms and Conditions as evidenced by its attestation below.

Customer Signature

Date

Print Name

Title

