

SIOUX FALLS SCHOOL BOARD
Wednesday, November 6, 2024 4:00 PM

Carly Reiter
President

Instructional Planning Center
201 East 38th Street, Sioux Falls

Cory Clasemann
Southeast Tech President

This agenda may also be viewed on the District and Southeast Tech's website: www.sf.k12.sd.us and www.southeasttech.edu

AGENDA

- I. Call to Order
- II. Pledge of Allegiance
- III. Good News Report
- IV. Persons Wishing to Address the School Board on Non-Agenda Items
- V. Persons Wishing to Address the School Board on Agenda Items
- VI. Approval of Minutes of October 2, 2024.
- VII. Approval of Agenda
- VIII. Conflicts of Interest
- IX. Approval of Consent Agenda
 - A. Authorizations and Ratifications
 1. Approval of Contracts
 2. Approval/Ratification of Purchase Orders
 3. Addendum to Previous School Board Action
 - B. Approval of Consolidated Report of Trust and Agency Funds
 - C. Approval of Vice President of Finance and Operations Report
Exhibit reposted at 1:35 pm on 11.06.24
 - D. Approval of Personnel Report
- X. Reports of the President
 - A. Marketing and Communication Update Report
 - B. Foundation Update Report
 - C. Academic Report - HVACR and Plumbing
 - D. 1st Quarter Finance Report
Exhibit reposted at 1:45 pm on 11.06.24
- XI. Adjournment

SCHOOL BOARD MEETING

Wednesday, October 2, 2024

The School Board of the Sioux Falls School District 49-5 of Minnehaha County, South Dakota, was called into regular session, pursuant to due notice, on Wednesday, October 2, 2024, at 4:01 p.m. in the Instructional Planning Center, 201 East 38th Street. Sioux Falls, South Dakota, with the following members present: President Carly Reiter, Vice President Dawn Marie Johnson, Nan Kelly, Marc Murren, Gail Swenson. Absent: None.

* * * * *

Vice President Dr. Benjamin Valdez shared Southeast Tech has received notice from the Commission on Accreditation of Allied Health Education Programs subcommittee on Medical Assisting Education Review Board that our Medical Assisting program has achieved reaccreditation. Also, Jo Penning, program director for the Southeast Technical College's Medical Assistant program, has been awarded the Golden Apple Award for the 2024 Best Educator from the Medical Assisting Education Review Board (MAERB). The award was presented at the MAERB annual conference in Grand Rapids, MI, September 20-23, 2024. According to nomination materials, Jo was recognized for her expertise in medical assisting, innovative teaching methods, commitment to student success and community engagement. Congratulations, Jo!

* * * * *

Action ST00854

A motion was made by Gail Swenson and seconded by Gail Swenson, five (5) votes "yes" on roll call **approving the minutes of meetings** held on September 4, 2024, and which were furnished to the Sioux Falls Argus leader for publication, in unapproved form, all in accordance with SDCL §13-8-35.

Action ST00855

A motion was made by Marc Murren and seconded by Gail Swenson, five (5) votes "yes" on roll call, **approving the agenda** as presented.

* * * * *

President Reiter asked about any conflicts of interest. None were brought forward.

Action ST00856

A motion was made by Dawn Marie Johnson and seconded by Nan Baker, five (5) votes “yes” on roll call, **approving Item A through D on the consent agenda** as follows:

A. Approving the Authorizations and Ratifications, as follows:

A.1. Approval of Contracts

Authorizing the President to enter into and execute contracts, for and on behalf of the Southeast Technical College, as follows:

Item No.	Contract Number	Contractor	Project	Cost
a.	25-004, BV	South Eastern Council of Governments	Administrative support for HUD grant	\$200,000

A.2. Approval/Ratification of Purchase Orders

Authorizing the Business Manager to issue Purchase Order(s) requiring additional approval of the School Board as follows:

Item	PO No.	Vendor	Description	Total Cost
a.	S2502416	Transact Campus, Inc.	Transact to S2 Door Access Migration	\$15,506.38
b.	S2502563	Modern Campus	Modern Campus Renewal	\$33,733.62
c.	S2502590	Elevate HealthCare, Inc.	Simulation Center Program Equipment – Health Core	\$193,157.25
d.	S2502591	Philips HealthCare	Simulation Center Program Equipment – Cardiovascular	\$127,597.28

B. Approving the **Consolidated Report of Trust and Agency Funds** of October 2, 2024, and stating for the record that as of August 31, 2024, receipts total \$9,758,809.46 and disbursements total \$5,891,808.99 (MRF #ST630).

C. Approving the **Vice President of Finance and Operation’s Report** of October 2, 2024, in accordance with the SDCL §13-8-35 (MRF #ST631) and directing that detailed statement of receipts and balances on hand, as of September 30, 2024, be published as part of these minutes, in accordance with SDCL §13-8-3.

D. Accepting the **Southeast Tech Personnel Report**, as follows:

D1. Resignations

Accepting the resignation of School District Personnel as of the effective date indicated, the personnel having been previously employed by Board Action, as follows:

<u>Name</u>	<u>Location/Position</u>	<u>Effective Date</u>
Student Help, Part-Time		
Perrin, Noel	Human Resources	04-17-24
Beck, Erika	Horticulture	05-03-24
Instructor, Full-Time		
Schmidt, Mark	Engineering	07-23-24
Other Help, Part-Time		
Diego Francisco, Dolores	Food Service	09-04-24
Johnson, Kari	Food Service	09-18-24

D2. **Employment Recommendations**

<u>Name</u>	<u>Location/Position</u>	<u>Effective Date</u>	<u>Amount</u>
Student Help, Part-Time, Hourly			
Dunham, Sophia	Admissions	08-26-24	\$15.00
Tigert, Trevor	Admissions	09-03-24	\$15.00
Bloom-Poncelet, Madyson	Scarborough	09-03-24	\$15.00
Casilli, Dominic	Tutor	09-16-24	\$15.00
Retterath, Anna	Horticulture	09-16-24	\$15.00
Larson, Keeley	Scarborough	09-16-24	\$15.00
Other Help, Part-Time, Hourly			
Neumeister, Deb	Tutor	09-03-24	\$25.00
Holzemer, Callista	Food Service	09-03-24	\$16.50
Lingen, Peter	Testing Center	09-09-24	\$16.50
Engelkes, Tracy	Food Service	09-10-24	\$16.50
Shepherd, Anna	Tutor	09-16-24	\$25.00
Fluit, Heather	Tutor	09-16-24	\$25.00
Miller, Amy	Foundation	09-10-24	\$25.00
Instructor, Adjunct, Part-Time, Per Credit Hour			
Albrecht, Judd	Media	09-16-24	\$821.50
Instructor, Adjunct, Part-Time, Clinical Per Hour			
Kline, Stephanie	Nursing & Health	09-16-24	\$46.00
Krinke, Dominique	Nursing & Health	09-09-24	\$34.00
Instructor, Adjunct Fall 2024, Stipend			
Adamson, Heather	English	09-01-24	\$2,671.20
Argon, Michael	Business Administration	09-01-24	\$2,671.20
Allenstein, Keith	Law Enforcement	09-01-24	\$2,830.20
Atkins, Melissa	Early Childhood	09-01-24	\$2,671.20
Baker, Shelly	Business Administration	09-01-24	\$5,660.40
Barrow, Nathan	English	09-01-24	\$5,342.40
Becker, Luke	Business Administration	09-01-24	\$2,671.20

D2. **Employment Recommendations, continued**

<u>Name</u>	<u>Location/Position</u>	<u>Effective Date</u>	<u>Amount</u>
Instructor, Adjunct Fall 2024, Stipend			
Blok, Kelly	Computer Information	09-01-24	\$2,671.20
Borgen, Cory	Turf Management	09-01-24	\$1,643.00
Brandt, Nicole	Nursing & Health	09-01-24	\$2,464.50
Buchman, Dean	Engineering	09-01-24	\$5,342.40
Byall, Jennifer	Mathematics	09-01-24	\$2,671.20
Cavin, Georgina	Accounting	09-01-24	\$3,561.60
Claussen, Jaclyn	Nursing & Health	09-01-24	\$2,671.20
Cox, Bryan	Engineering	09-01-24	\$3,264.00
Cruse, Laura	English	09-01-24	\$2,671.20
Daugherty, Catherine	Business Administration	09-01-24	\$2,671.20
Davis, Chris	Accounting	09-01-24	\$3,561.60
Davis, Dana	Automotive	09-01-24	\$2,464.50
De Zuviria Padlock, Maria	Computer Information	09-01-24	\$4,929.00
Ekstrum, Jacqueline	Nursing & Health	09-01-24	\$15,094.40
Ellerbusch, Jenna	Nursing & Health	09-01-24	\$7,393.50
Erdman, Corliss	Nursing & Health	09-01-24	\$1,848.38
Frohwein, Jeffrey	Business Administration	09-01-24	\$8,013.60
Garcia, Joshua	Automotive	09-01-24	\$1,643.00
Gertsma, Leann	English	09-01-24	\$5,342.40
Goldsmith, Sandee	Psychology	09-01-24	\$2,671.20
Halfpop, Emily	Natural Science	09-01-24	\$7,123.20
Hansen, Blair	Nursing & Health	09-01-24	\$5,750.50
Hanson, Mylynn	Nursing & Health	09-01-24	\$5,342.40
Heckenlaible, Justin	Computer Information	09-01-24	\$5,342.40
Heppler, Jeffrey	Horticulture	09-01-24	\$8,804.00
Hogan, Stephanie	Environmental Science	09-01-24	\$2,671.20
Honey, Andrew	Computer Information	09-01-24	\$2,671.20
Horan, Steven	Accounting	09-01-24	\$3,561.60
Ivarsen, McCade	Business Administration	09-01-24	\$10,684.80
Jones, Suzanne	Early Childhood	09-01-24	\$8,013.60
Jordahl, Lindsay	Nursing & Health	09-01-24	\$4,929.00
Judeh, Huda	Computer Information	09-01-24	\$6,232.80
Kassing, Elizabeth	Engineering	09-01-24	\$2,671.20
Kluin, Emily	English	09-01-24	\$2,671.20
Kreckel, Darrell	Computer Information	09-01-24	\$5,342.40
Lane, Brittany	Nursing & Health	09-01-24	\$821.50
Lemke, Sean	Psychology	09-01-24	\$2,464.50
Lindell, Mark	Speech	09-01-24	\$5,342.40
Livermont, Derek	Computer Information	09-01-24	\$3,286.00
Lothrop, LeAnn	Computer Information	09-01-24	\$5,342.40
McGee, Patricia	Business Administration	09-01-24	\$5,660.40
McManus, Stacy	Business Administration	09-01-24	\$8,013.60
Mehlhaf, Samantha	Veterinary Technology	09-01-24	\$2,830.20
Mekelburg, Erin	Computer Information	09-01-24	\$2,671.20
Melroe, Shelby	Sociology	09-01-24	\$8,013.60
Merrill, Kathryn	American Sign Language	09-01-24	\$2,464.50

D2. **Employment Recommendations, continued**

<u>Name</u>	<u>Location/Position</u>	<u>Effective Date</u>	<u>Amount</u>
Mills, Ann	Chemistry	09-01-24	\$11,080.00
Morris, Brandon	Computer Information	09-01-24	\$2,671.20
Morris, Roger	Computer Information	09-01-24	\$8,490.60
Nowell, Koree	Nursing & Health	09-01-24	\$4,929.00
Olson, Julie	Physics	09-01-24	\$2,671.20
Penning, Jolene	Nursing & Health	09-01-24	\$2,464.50
Pepper, Merrel	Computer Information	09-01-24	\$6,232.80
Perkins-Hicks, Debra	Natural Science	09-01-24	\$11,320.80
Peters, Dennis	Business Administration	09-01-24	\$2,671.20
Pierce, Steven	Media	09-01-24	\$3,561.60
Price Lee, Julia	Psychology	09-01-24	\$2,830.20
Reagan, Kelly	English	09-01-24	\$2,671.20
Reimnitz, Laura	Veterinary Technology	09-01-24	\$9,569.50
Rieck, Matthew	Mathematics	09-01-24	\$8,013.60
Ringling, Amanda	Environmental Science	09-01-24	\$2,464.50
Rose, Jean	Business Administration	09-01-24	\$2,830.20
Schnider, Nicole	Nursing & Health	09-01-24	\$4,907.00
Schoenfelder, Tonya	Law Enforcement	09-01-24	\$5,440.00
Schwebach, Gregory	Engineering	09-01-24	\$2,464.50
Stacey, Taylor	Mathematics	09-01-24	\$8,904.00
Stueven, Rebecca	Nursing & Health	09-01-24	\$7,393.50
Sullivan, Shawn	Business Administration	09-01-24	\$5,660.40
Talcott, Roberta	Business Administration	09-01-24	\$2,830.20
Traylor, Michael	Computer Information	09-01-24	\$3,286.00
Tschetter, Lisa	Nursing & Health	09-01-24	\$7,393.50
VanOverbeke, Jeffrey	Speech	09-01-24	\$2,671.20
Vettrus, Jill	Mathematics	09-01-24	\$7,123.20
Wadhwa, Anju	Computer Information	09-01-24	\$1,780.80
Walton, Evan	English	09-01-24	\$7,123.20
Walton, Tarah	Law Enforcement	09-01-24	\$5,342.40
Weber, Jessica	Accounting	09-01-24	\$2,671.20
Weihe, Kimberly	Marketing	09-01-24	\$2,671.20
Wellnitz, Kristin	Psychology	09-01-24	\$2,671.20
Willer, Lexie	Nursing & Health	09-01-24	\$4,107.50
Williams, Brian	Marketing	09-01-24	\$2,671.20
Wolff, Dana	Business Administration	09-01-24	\$9,434.00
Student Activity/Group Advisors, Stipend			
Sundquist, Allison	Volleyball	09-01-24	\$1,598.50
Carruthers, Tara	Volleyball	09-01-24	\$1,598.50
Anderson, Alex	Bowling	09-01-24	\$1,400.00
Landhuis, Carmen	Bowling	09-01-24	\$1,400.00
Rogotzke, Kelli	Disc Golf	09-01-24	\$2,800.00
Osborn, Michelle	Soccer	09-01-24	\$3,197.00
Williams, Brian	Trap Shooting	09-01-24	\$2,800.00
Huizing, Susanne	Student Club	09-01-24	\$530.00

D2. **Employment Recommendations, continued**

<u>Name</u>	<u>Location/Position</u>	<u>Effective Date</u>	<u>Amount</u>
Student Activity/Group Advisors, Stipend			
Kassing, Elizabeth	Student Group	09-01-24	\$1,643.00
Letsche, Paul	Student Group	09-01-24	\$1,643.00
Honey, Andrew	Student Club	09-01-24	\$3,286.00
Leloux, Loretta	Student Group	09-01-24	\$3,286.00
Jorgensen, Kally	Student Club	09-01-24	\$530.00
Schwebach, Greg	Student Group	09-01-24	\$1,643.00
Haynes, Matthew	Student Group	09-01-24	\$1,643.00
Ringling, Benjamin	Student Group	09-01-24	\$3,286.00
Frentz, Patrick	Student Group	09-01-24	\$3,286.00
Prokop, Marcella	Student Club	09-01-24	\$530.00
Pottratz, Jennifer	Student Group	09-01-24	\$3,286.00
Prouty, Terry	Student Group	09-01-24	\$3,286.00
Berry, Vincent	Student Group	09-01-24	\$3,286.00
Willer, Lexie	Student Group	09-01-24	\$821.50
Jordahl, Lindsay	Student Group	09-01-24	\$821.50
Vanden Bosch, Raquel	Student Group	09-01-24	\$821.50
Burns, Shannan	Student Group	09-01-24	\$821.50
Weston, Shasta	Student Club	09-01-24	\$530.00
Borgen, Cory	Student Group	09-01-24	\$3,286.00
Cruse, Laura	Student Club	09-01-24	\$265.00
Frentz, Patrick	Student Club	09-01-24	\$265.00
Weihe, Kimberly	Student Club	09-01-24	\$530.00
Gries, Keith	Student Club	09-01-24	\$265.00
Valdez, Martin	Student Club	09-01-24	\$265.00
Dakota Dreams Event, Stipend			
Devorak, Lisha	Nursing & Health	09-30-24	\$100.00
Schwartz, Colette	Nursing & Health	09-30-24	\$100.00
Sparkman, Jennifer	Nursing & Health	09-30-24	\$100.00
Weber, Jessica	Accounting	09-30-24	\$200.00
Davis, Chris	Business Administration	09-30-24	\$100.00
Conrad, Anthony	Media	09-30-24	\$200.00
Warkenthien, Richard	Media	09-30-24	\$200.00
Pepper, Dustin	Nursing & Health	09-30-24	\$100.00
Pottratz, Jennifer	Nursing & Health	09-30-24	\$100.00
Penning, Jolene	Nursing & Health	09-30-24	\$100.00

D3. **Wage Increases**

<u>Name</u>	<u>Location/Position</u>	<u>Effective Date</u>	<u>Amount</u>
Other Help, Part-Time, Hourly			
McLain, Kevin	Testing Center	07-01-24	\$18.00
Sonnenschein, Sarah	Testing Center	07-01-24	\$18.00

<u>Name</u>	<u>Delete</u>	<u>Add</u>	<u>Effective Date</u>
Stubbe, Scott	Adjunct Mechanical Engineering Instructor Part-Time \$890.40/credit hour	Interim Mechanical Engineering Instructor 186-Day, 1.0 FTE Level 3, Step 10 \$67,124/year	09-01-24
VanLaecken, Erik	Chief Information Officer 12-Month, Administrator Level 5, Step 5 \$147,460/year	Chief Information Officer 12-Month, Administrator Level 3, Step 5 \$160,010/year	07-01-24

Action ST00857

Instructor Josh Garcia provided the Automotive Technology Report (MRF #ST632). Southeast Technical College provides a comprehensive range of programs in the Transportation sector. One of those programs is in the Automotive Technology program. The two-year Automotive Technology program provides an AAS degree. STC provides a broad spectrum of courses toward foundational skills in automotive service and diagnostics. Students get training on many types of vehicles and perform repairs ranging from transmission overhaul to computer systems diagnosis. STC's Automotive Department trains students to have a thorough knowledge of vehicle operation and comprehensive repair. Up to 70 students ranging from 1st and 2nd year are in this program at any given point. Students can start in any class in the program. The program has both Fall and Spring starts. Classes are filled with a combination of new and returning students. This keeps the class sizes full/diverse. The combination of two instructors and two lab specialists and scheduling allows the program to have two ongoing courses at the same time. The STC Automotive Technology program is an ASE Education Foundation Master accredited program giving the students the opportunity to enter the job field certified and proven. The program strives to give back to the community and volunteer labor to military veterans or nonprofits in the community. The program is laying the foundation for the next age of technicians and STC instructors are well equipped to give the students the skills industry is asking them to have.

Following general discussion, a motion was made by Marc Murren and seconded by Gail Swenson, five (5) votes "yes" on roll call **acknowledging the Academic Automotive Technology Report.**

Action ST00858

Vice President for Enrollment Management Megan Fischer provided the 2024 Fall Enrollment Report (MRF #633). Fall 2024 enrollment highlights include Southeast Technical College's Fall 2024 headcount is up 7% from Fall 2023 and STC's Fall 2024 credit count is up 7% from Fall 2023.

Following general discussion, a motion was made by Dawn Marie Johnson and seconded by Nan Kelly, five (5) votes "yes" on roll call **acknowledging the Fall 2024 Enrollment Report.**

Action ST00859

Director of Financial Aid Micah Hansen provided the Financial Aid Report (MRF #ST634). Financial Aid report highlights included the number of students seeking and utilizing financial aid services for school year 2023/24 and 2024/25, a comparison with 2024-25 data for the financial aid office, topics and presentation training highlights and financial aid issue highlights and federal processing notes.

Following general discussion, a motion was made by Gail Swenson and seconded by Dawn Marie Johnson, five (5) votes “yes” on roll call **acknowledging the Financial Aid Report**.

Action ST00860

On motion by Marc Murren and seconded by Dawn Marie Johnson, five (5) votes “yes” on roll call, the School Board **adjourned** at 4:49 p.m.

CARLY REITER

Presiding Officer

TODD VIK

Business Manager

SIOUX FALLS SCHOOL BOARD
Wednesday, November 6, 2024 4:00 p.m.

Carly Reiter
President

Instructional Planning Center
201 East 38th Street, Sioux Falls

Cory Clasemann
Southeast Tech President

This agenda may also be viewed on the District and Southeast Tech's website: www.sf.k12.sd.us and www.southeasttech.edu

AGENDA

1. Call to Order
2. Pledge of Allegiance
3. Good News Report
4. Approval of Minutes of Meeting Held on October 2, 2024
5. Persons Wishing to Address the School Board on Non-Agenda Items
6. Persons Wishing to Address the School Board on Agenda Items
7. Approval of Agenda
8. Conflicts of Interest
9. Approval of Consent Agenda
 - A. Authorizations and Ratifications
 1. Approval of Contracts
 2. Approval/Ratification of Purchase Orders
 3. Addendum to Previous School Board Action
 - B. Approval of Consolidated Report of Trust and Agency Funds
 - C. Approval of Vice President of Finance and Operations Report
 - D. Approval of Personnel Report
10. Reports of the President
 - A. Marketing and Communication Update Report
 - B. Foundation Update
 - C. Academic Report – HVACR and Plumbing
 - D. 1st Quarter Finance Report
11. Adjournment

SOUTHEAST TECHNICAL COLLEGE
2320 N. Career Ave.
Sioux Falls, SD 57107

CONSOLIDATED REPORT OF TRUST AND AGENCY FUNDS

	Balance 7/1/2024	Received to date	Disbursed to date	Balance 9/30/2024
STC Bookstore	\$ 34,241.55	\$ 475.21	\$ -	\$ 34,716.76
STC EFT	\$ 711,543.15	\$ 980,733.36	\$ -	\$ 1,692,276.51
STC Tuition & Fees	\$ 1,814,579.07	\$ 18,072,820.26	\$ 10,365,711.68	\$ 9,521,687.65
STC T & A	\$ 105,673.19	\$ 1,477.13	\$ -	\$ 107,150.32
STC ACH	\$ 4,850.45	\$ 89,833.03	\$ -	\$ 94,683.48
STC Blue Bucks	\$ 23,135.54	\$ 8,880.86	\$ 613.42	\$ 31,402.98
TOTALS	<u>\$ 2,694,022.95</u>	<u>\$ 19,154,219.85</u>	<u>\$ 10,366,325.10</u>	<u>\$ 11,481,917.70</u>

POST SECONDARY - VOCATIONAL FUND

	FY25 BUDGET	SEP '24 YTD	SEP '24 PERCENT	SEP '23 YTD	SEP '23 PERCENT
REVENUES:					
STUDENT CHARGES:					
Tuition	\$ 7,338,517	\$ 3,771,618	51.39%	\$ 3,551,762	49.93%
Fees	7,130,895	3,623,352	50.81%	3,371,813	49.40%
Corporate Education	223,100	36,548	16.38%	49,060	13.74%
STATE SUPPORT:					
State Aid	11,994,939	16,025	0.13%	16,285	0.15%
Other State	3,739,825	(274,484)	-7.34%	(93,590)	-1.48%
FEDERAL SUPPORT:					
Perkins	1,004,961	(31,725)	-3.16%	(230,297)	-26.34%
ABE	150,000	(43,732)	-29.15%	(56,741)	-36.70%
Other Federal	117,250	4,310	3.68%	(70,307)	-5.49%
LOCAL SUPPORT:					
Grants/Donations	719,500	50,959	7.08%	2,020,016	43.08%
Other Local	1,493,528	714,655	47.85%	754,380	57.37%
TOTAL REVENUES:	\$ 33,912,515	7,867,527	23.20%	\$ 9,312,383	23.55%
EXPENDITURES:					
WAGES - FULLTIME:					
Administrative	\$ 1,229,109	\$ 333,968	27.17%	\$ 294,418	25.00%
Instructional	7,357,728	1,752,644	23.82%	1,615,285	22.93%
Support	6,472,783	1,523,864	23.54%	1,380,831	23.03%
WAGES - OTHER:					
Instructional - Other	1,100,750	225,966	20.53%	230,359	20.70%
Support - Other	404,201	56,748	14.04%	37,292	10.25%
BENEFITS:					
Insurance - Dental	148,203	35,487	23.94%	31,537	22.87%
Insurance - Medical	2,332,369	544,464	23.34%	484,857	21.01%
Insurance - Other	86,210	25,169	29.20%	23,828	34.85%
Retirement	2,118,929	500,278	23.61%	459,566	22.97%
SERVICES:					
Advertising	363,100	80,348	22.13%	56,499	15.14%
Legal	52,775	2,741	5.19%	7,712	14.05%
Maintenance/Repair	340,800	57,038	16.74%	103,295	52.76%
Postage	153,750	20,132	13.09%	17,523	13.47%
Printing/Publishing	136,750	26,666	19.50%	24,567	17.65%
Professional/Technical	686,452	80,004	11.65%	117,510	14.11%
Property	293,800	251,317	85.54%	232,637	88.59%
Rentals	337,803	75,916	22.47%	77,083	29.30%
Software Upgrades	691,000	321,758	46.56%	371,975	56.16%
Travel	158,700	16,218	10.22%	10,431	6.77%
Utilities	737,900	124,646	16.89%	102,376	15.22%
SUPPLIES:					
Equipment - Noncapital	111,940	35,002	31.27%	27,817	17.94%
Food	106,450	31,890	29.96%	20,964	19.12%
Instructional Supplies	699,600	67,452	9.64%	56,846	10.49%
Other	459,175	153,819	33.50%	44,248	11.59%
Resale	699,400	425,066	60.78%	412,686	66.47%
Software	287,000	200,157	69.74%	141,593	49.20%
OTHER:					
Bad Debt	250,000	(168,840)	-67.54%	(15,911)	-9.09%
Dues/Fees	540,545	79,096	14.63%	102,990	23.67%
Liability Insurance	130,000	142,483	109.60%	128,668	107.22%
Miscellaneous	249,000	-	0.00%	-	0.00%
SUBTOTAL - OPERATING:	\$ 28,736,222	\$ 7,021,496	24.43%	\$ 6,599,484	24.52%
EQUIPMENT:					
Building Improvements	\$ 1,093,910	\$ 3,352	0.31%	\$ 968,572	20.26%
Equipment	4,631,049	374,756	8.09%	720,520	10.13%
Information Technology	147,028	106,764	72.61%	55,901	63.52%
Land Improvements	90,090	-	0.00%	20,975	2.96%
SUBTOTAL - CAPITAL:	\$ 5,962,077	\$ 484,872	8.13%	\$ 1,765,968	13.92%
TOTAL EXPENDITURES:	\$ 34,698,299	7,506,367	21.63%	\$ 8,365,452	21.12%
REVENUE OVER (UNDER) EXPENSE:	\$ (785,784)	\$ 361,159		\$ 946,931	

POST SECONDARY - BOOKSTORE

	FY25 BUDGET	SEP '24 YTD	SEP '24 PERCENT	SEP '23 YTD	SEP '23 PERCENT
REVENUES:					
STUDENT CHARGES:					
Tuition	\$ -	\$ -	0.00%	\$ -	0.00%
Fees	-	-	0.00%	-	0.00%
Corporate Education	-	-	0.00%	-	0.00%
STATE SUPPORT:					
State Aid	-	-	0.00%	-	0.00%
Other State	-	-	0.00%	-	0.00%
FEDERAL SUPPORT:					
Perkins	-	-	0.00%	-	0.00%
ABE	-	-	0.00%	-	0.00%
Other Federal	-	-	0.00%	-	0.00%
LOCAL SUPPORT:					
Grants/Donations	-	-	0.00%	-	0.00%
Other Local	1,850,000	1,244,527	67.27%	1,041,397	64.68%
TOTAL REVENUES:	\$ 1,850,000	\$ 1,244,527	67.27%	\$ 1,041,397	64.68%
EXPENDITURES:					
WAGES - FULLTIME:					
Administrative	\$ -	\$ -	0.00%	\$ -	0.00%
Instructional	-	-	0.00%	-	0.00%
Support	177,157	48,543	27.40%	44,052	26.09%
WAGES - OTHER:					
Early Retirement	-	-	0.00%	-	0.00%
Instructional - Other	-	-	0.00%	-	0.00%
Support - Other	46,000	10,379	22.56%	9,978	39.91%
BENEFITS:					
Insurance - Dental	1,592	398	25.00%	379	25.00%
Insurance - Medical	28,786	7,197	25.00%	6,790	24.25%
Insurance - Other	1,415	277	19.59%	259	28.22%
Retirement	24,710	6,876	27.83%	6,122	26.96%
SERVICES:					
Advertising	-	145	100.00%	351	100.00%
Legal	-	-	0.00%	-	0.00%
Maintenance/Repair	-	-	0.00%	-	0.00%
Postage	21,000	10,088	48.04%	9,384	58.65%
Printing/Publishing	-	-	0.00%	-	0.00%
Professional/Technical	-	-	0.00%	-	0.00%
Property	-	-	0.00%	-	0.00%
Rentals	-	-	0.00%	-	0.00%
Software Upgrades	-	-	0.00%	-	0.00%
Travel	3,000	-	0.00%	-	0.00%
Utilities	-	-	0.00%	-	0.00%
SUPPLIES:					
Equipment - Noncapital	-	117	100.00%	-	0.00%
Food	500	92	18.45%	-	0.00%
Instructional Supplies	-	-	0.00%	-	0.00%
Other	22,000	4,596	20.89%	8,740	194.23%
Resale	1,374,500	791,592	57.59%	680,013	55.38%
Software	-	-	0.00%	-	0.00%
OTHER:					
Bad Debt	-	-	0.00%	-	0.00%
Dues/Fees	90,000	27,693	30.77%	28,166	31.90%
Liability Insurance	-	-	0.00%	-	0.00%
Miscellaneous	9,500	-	0.00%	2,701	37.00%
Depreciation	6,500	-	0.00%	-	0.00%
SUBTOTAL - OPERATING:	\$ 1,806,660	\$ 907,993	50.26%	\$ 796,935	49.80%
EQUIPMENT:					
Building Improvements	\$ -	\$ -	0.00%	\$ -	0.00%
Equipment	-	-	0.00%	-	0.00%
Information Technology	-	-	0.00%	-	0.00%
Land Improvements	-	-	0.00%	-	0.00%
SUBTOTAL - CAPITAL:	\$ -	\$ -	0.00%	\$ -	0.00%
TOTAL EXPENDITURES:	\$ 1,806,660	\$ 907,993	50.26%	\$ 796,935	49.80%
REVENUE OVER (UNDER) EXPENSE:	\$ 43,340	\$ 336,534		\$ 244,461	

POST SECONDARY - FOOD SERVICE

	FY25 BUDGET	SEP '24 YTD	SEP '24 PERCENT	SEP '23 YTD	SEP '23 PERCENT
REVENUES:					
STUDENT CHARGES:					
Tuition	\$ -	\$ -	0.00%	\$ -	0.00%
Fees	-	-	0.00%	-	0.00%
Corporate Education	-	-	0.00%	-	0.00%
STATE SUPPORT:					
State Aid	-	-	0.00%	-	0.00%
Other State	-	-	0.00%	-	0.00%
FEDERAL SUPPORT:					
Perkins	-	-	0.00%	-	0.00%
ABE	-	-	0.00%	-	0.00%
Other Federal	-	-	0.00%	-	0.00%
LOCAL SUPPORT:					
Grants/Donations	-	-	0.00%	-	0.00%
Other Local	404,500	22,239	5.50%	29,123	7.37%
TOTAL REVENUES:	\$ 404,500	\$ 22,239	5.50%	\$ 29,123	7.37%
EXPENDITURES:					
WAGES - FULLTIME:					
Administrative	\$ -	\$ -	0.00%	\$ -	0.00%
Instructional	-	-	0.00%	-	0.00%
Support	115,126	28,890	25.09%	27,403	24.98%
WAGES - OTHER:					
Early Retirement	-	-	0.00%	-	0.00%
Instructional - Other	-	-	0.00%	-	0.00%
Support - Other	63,125	11,066	17.53%	10,992	19.28%
BENEFITS:					
Insurance - Dental	1,123	281	25.01%	267	25.00%
Insurance - Medical	14,933	3,733	25.00%	3,500	25.00%
Insurance - Other	5,031	333	6.62%	311	33.33%
Retirement	20,134	4,688	23.28%	4,499	23.29%
SERVICES:					
Advertising	-	-	0.00%	-	0.00%
Legal	-	-	0.00%	-	0.00%
Maintenance/Repair	7,000	-	0.00%	262	3.31%
Postage	-	-	0.00%	-	0.00%
Printing/Publishing	200	-	0.00%	-	0.00%
Professional/Technical	600	150	25.00%	150	25.00%
Property	-	-	0.00%	-	0.00%
Rentals	-	-	0.00%	-	0.00%
Software Upgrades	-	-	0.00%	-	0.00%
Travel	-	-	0.00%	-	0.00%
Utilities	-	-	0.00%	-	0.00%
SUPPLIES:					
Equipment - Noncapital	-	-	0.00%	-	0.00%
Food	-	-	0.00%	-	0.00%
Instructional Supplies	-	-	0.00%	-	0.00%
Other	20,000	865	4.33%	6,229	26.73%
Resale	170,000	37,053	21.80%	35,564	23.73%
Software	-	-	0.00%	-	0.00%
OTHER:					
Bad Debt	-	79	100.00%	-	0.00%
Dues/Fees	2,500	119	4.77%	167	7.24%
Liability Insurance	-	-	0.00%	-	0.00%
Miscellaneous	-	-	0.00%	-	0.00%
Depreciation	19,000	-	0.00%	-	0.00%
SUBTOTAL - OPERATING:	\$ 438,772	\$ 87,257	19.89%	\$ 89,344	21.64%
EQUIPMENT:					
Building Improvements	\$ -	\$ -	0.00%	\$ -	0.00%
Equipment	-	-	0.00%	-	0.00%
Information Technology	-	-	0.00%	-	0.00%
Land Improvements	-	-	0.00%	-	0.00%
SUBTOTAL - CAPITAL:	\$ -	\$ -	0.00%	\$ -	0.00%
TOTAL EXPENDITURES:	\$ 438,772	\$ 87,257	19.89%	\$ 89,344	21.64%
REVENUE OVER (UNDER) EXPENSE:	\$ (34,272)	\$ (65,018)		\$ (60,221)	

POST SECONDARY - CHILDCARE

	FY25 BUDGET	SEP '24 YTD	SEP '24 PERCENT	SEP '23 YTD	SEP '23 PERCENT
REVENUES:					
STUDENT CHARGES:					
Tuition	\$ -	\$ -	0.00%	\$ -	0.00%
Fees	-	-	0.00%	-	0.00%
Corporate Education	-	-	0.00%	-	0.00%
STATE SUPPORT:					
State Aid	-	-	0.00%	-	0.00%
Other State	-	-	0.00%	-	0.00%
FEDERAL SUPPORT:					
Perkins	-	-	0.00%	-	0.00%
ABE	-	-	0.00%	-	0.00%
Other Federal	-	-	0.00%	-	0.00%
LOCAL SUPPORT:					
Grants/Donations	-	-	0.00%	-	0.00%
Other Local	402,000	47,876	11.91%	37,140	12.76%
TOTAL REVENUES:	\$ 402,000	\$ 47,876	11.91%	\$ 37,140	12.76%
EXPENDITURES:					
WAGES - FULLTIME:					
Administrative	\$ -	\$ -	0.00%	\$ -	0.00%
Instructional	-	-	0.00%	-	0.00%
Support	249,160	57,044	22.89%	42,288	17.71%
WAGES - OTHER:					
Early Retirement	-	-	0.00%	-	0.00%
Instructional - Other	-	-	0.00%	-	0.00%
Support - Other	25,000	4,369	17.47%	13,301	110.85%
BENEFITS:					
Insurance - Dental	5,431	824	15.18%	751	12.96%
Insurance - Medical	83,378	10,917	13.09%	11,078	11.33%
Insurance - Other	3,214	880	27.38%	821	31.81%
Retirement	33,456	7,812	23.35%	6,521	20.86%
SERVICES:					
Advertising	-	-	0.00%	-	0.00%
Legal	-	-	0.00%	-	0.00%
Maintenance/Repair	-	-	0.00%	-	0.00%
Postage	-	-	0.00%	-	0.00%
Printing/Publishing	-	-	0.00%	-	0.00%
Professional/Technical	750	114	15.20%	5,057	1264.25%
Property	-	-	0.00%	-	0.00%
Rentals	-	-	0.00%	2,054	#DIV/0!
Software Upgrades	-	-	0.00%	-	0.00%
Travel	-	-	0.00%	-	0.00%
Utilities	-	-	0.00%	-	0.00%
SUPPLIES:					
Equipment - Noncapital	-	229	100.00%	-	0.00%
Food	800	59	7.41%	-	0.00%
Instructional Supplies	3,500	481	13.74%	230	4.61%
Other	1,000	108	10.78%	47	46.99%
Resale	-	-	0.00%	-	0.00%
Software	1,800	300	16.67%	150	13.64%
OTHER:					
Bad Debt	1,000	-	0.00%	(182)	-7.29%
Dues/Fees	850	-	0.00%	-	0.00%
Liability Insurance	-	-	0.00%	-	0.00%
Miscellaneous	-	-	0.00%	-	0.00%
Depreciation	400	-	0.00%	-	0.00%
SUBTOTAL - OPERATING:	\$ 409,739	\$ 83,137	20.29%	\$ 82,116	20.17%
EQUIPMENT:					
Building Improvements	\$ -	\$ -	0.00%	\$ -	0.00%
Equipment	-	-	0.00%	-	0.00%
Information Technology	-	-	0.00%	-	0.00%
Land Improvements	-	-	0.00%	-	0.00%
SUBTOTAL - CAPITAL:	\$ -	\$ -	0.00%	\$ -	0.00%
TOTAL EXPENDITURES:	\$ 409,739	\$ 83,137	20.29%	\$ 82,116	20.17%
REVENUE OVER (UNDER) EXPENSE:	\$ (7,739)	\$ (35,261)		\$ (44,976)	

SOUTHEAST TECHNICAL INSTITUTE
STATEMENT OF CASH RECEIPTS, DISBURSEMENTS AND CASH BALANCES

	#23	#52	#53	#54
	Post			
	Secondary	Bookstore	Food Service	Child Care
	Vocational	Enterprise	Enterprise	Enterprise
	Fund	Fund	Fund	Fund
Cash Balance August 31, 2024 (Pre-Audit)	\$ 407,663.23	\$ 440,999.80	\$ (66,539.11)	\$ 16,707.27
Operating Results:				
Revenue:				
Local Sources:				
Tuition/Fees	7,010,265.64	-	-	-
Sales of Goods/Services	683,790.00	1,239,930.44	22,238.51	47,876.37
Other Sources	254,598.89	4,695.70	-	-
State Sources:	3,769,052.14	-	-	-
Federal Sources:	161,728.39	-	-	-
Expenditures:				
Personnel	(1,731,328.93)	(31,120.01)	(20,083.46)	(40,308.18)
Services	(216,691.09)	(5,272.00)	(50.00)	(57.00)
Supplies	(216,457.64)	(308,736.53)	(18,541.43)	(1,177.36)
Capital	(292,109.68)	-	-	-
Other	154,471.29	(5,767.06)	(198.24)	-
Transfers	-	-	-	-
GASB 84 Reversal	-	-	-	-
(Increase)/Decrease in Assets	(7,117,524.81)	(711,421.12)	2,892.11	(7,679.41)
Increase/(Decrease) in Liabilities	-	-	-	-
Net Cash Provided By (Used In) Operating Activities:	\$ 2,459,794.20	\$ 182,309.42	\$ (13,742.51)	\$ (1,345.58)
Cash Balance September 30, 2024	\$ 2,867,457.43	\$ 623,309.22	\$ (80,281.62)	\$ 15,361.69
Cash Balance June 30, 2024	\$ 5,934,447.49	\$ 172,300.81	\$ (13,910.05)	\$ 66,663.78
Operating Results:				
Revenue:				
Local Sources:				
Tuition/Fees	7,431,518.20	-	-	-
Sales of Goods/Services	683,790.00	1,239,930.44	22,238.51	47,876.37
Other Sources	81,824.17	4,596.07	-	-
State Sources:	(258,458.54)	-	-	-
Federal Sources:	(71,147.20)	-	-	-
Expenditures:				
Personnel	(4,998,586.86)	(73,668.86)	(48,990.34)	(81,845.89)
Services	(1,056,783.82)	(10,233.36)	(150.00)	(114.00)
Supplies	(913,386.63)	(796,396.86)	(37,918.09)	(1,177.36)
Capital	(484,871.68)	-	-	-
Other	(52,738.21)	(27,693.47)	(198.24)	-
Audit	-	-	-	-
GASB 84 Reversal	-	-	-	-
(Increase)/Decrease in Assets	(2,189,428.07)	220,518.60	3,667.51	572.59
Increase/(Decrease) in Liabilities	(1,238,721.42)	(106,044.15)	(5,020.92)	(16,613.80)
Net Cash Provided By (Used In) Operating Activities:	\$ (3,066,990.06)	\$ 451,008.41	\$ (66,371.57)	\$ (51,302.09)
Cash Balance September 30, 2024	\$ 2,867,457.43	\$ 623,309.22	\$ (80,281.62)	\$ 15,361.69

Rich Kluin
Prepared by

11/6/2024
Date

1. **Resignations.** Accepting the resignation of School District Personnel as of the effective date indicated, the personnel having been previously employed by Board Action, as follows:

<u>Name</u>	<u>Location/Position</u>	<u>Effective Date</u>
Student Help, Part-Time		
Eich, Kassie	Scarborough	10-03-24
Van Surksum, Andrew	Tutor	12-06-23
Jared, Benjamin	Tutor	02-28-24
Ewalt, Olivia	Tutor	11-30-23
Employment Contract, Full-Time		
Carlson, Elena	Adult Education & Literacy	10-02-24
Instructor, Adjunct, Part-Time		
Scotting, Jackie	Nursing & Health	10-08-24
Holeton, John	Electrical	05-10-24
Oleson, Kailey	Nursing & Health	10-16-24
Welsh, Garrett	Law Enforcement	04-30-24
Lang, Jerome	CIS	07-31-24
Petersen, Justin	General Education	05-31-24
Wagner, Madison	Psychology	05-03-24
Gustafson, Nicholas	Business Administration	05-31-24
King, Steven	English	12-28-23
Erickson, Tami	CIS	03-28-24
French, Thomas	Mechatronics	05-31-24
Other Help, Part-Time		
Ferguson, Tyler	Professional Tutor	02-06-24

2. **Employment Recommendations**

<u>Name</u>	<u>Location/Position</u>	<u>Effective Date</u>	<u>Amount</u>
Student Help, Part-Time, Hourly			
Endsley, Kyle	Student Success	10-14-24	\$15.00
Williams, Nicole	Scarborough	10-21-24	\$15.00
Vander Plaats, Alexis	Scarborough	10-21-24	\$15.00
Frantzen, Callie	Tutor	10-21-24	\$15.00
Dawson, Grace	Scarborough	10-21-24	\$15.00
Other Help, Part-Time, Hourly			
McCafferty, Roger	Testing Center	10-07-24	\$16.50
Instructor, Adjunct, Part-Time, Clinical Per Hour			
Carroll, Whitney	Nursing & Health	10-07-24	\$46.00
Gronseth, Dustin	Nursing & Health	10-14-24	\$46.00
Ehresmann, Hanna	Nursing & Health	10-21-24	\$46.00

Instructor, Adjunct Fall 2024, Stipend

Kottke-Bell, Kayla	Student Success	09-01-24	\$1,780.80
Albers, Diana	Nursing & Health	09-01-24	\$3,561.60
Devorak, Lisha	Nursing & Health	09-01-24	\$3,561.60
Grogan, Traci	Nursing & Health	09-01-24	\$3,561.60
DeHaai, Sarah	Nursing & Health	09-01-24	\$3,561.60

Southeast Technical College
Marketing Update
EXECUTIVE SUMMARY

Purpose:

Provide the school board with updates to Southeast Tech's marketing strategies as related to Vision 2025 and enrollment.

Highlights of the presentation are as follows:

- Work is progressing on Marketing and Awareness, Priority Area 5 of Vision 2024, STC's Strategic Plan.
 - Provide examples of completed projects.
 - Discuss next steps.
-

Administrative Recommendation to School Board:

To acknowledge the STC Marketing update.



Marketing Update

Jen Lambley

Director of Marketing and Communications



SOUTHEAST
Technical College

Vision 2025 STRATEGIC PLAN PRIORITY AREA 5

By 2025, Southeast Technical College will have simplified its message and repeated it over the course of 24-36 months to build city and regional brand recognition for the purpose of sharing the STC story about our mission, students and alumni.

Goal 1

Assess and improve STC's brand identity, distinguish target audiences and utilize students as brand ambassadors at STC events and throughout digital platforms to help tell the STC story.

Goal 2

Utilize brand identity and storytelling tactics to promote community awareness and enhance Southeast Technical College's reputation in the region.

Goal 3

Create and implement an integrated approach to communication, marketing strategies and public relations for all campus communication and events.



Goal 1

ASSESS AND IMPROVE BRAND IDENTITY



- Conduct demographic research to define parameters for key audiences.



- Update and refresh admissions and marketing materials maintaining consistent branding and voice.



- Update and refresh branding standards manual, if necessary.



- Enhance and unify STC's interior and exterior signage.



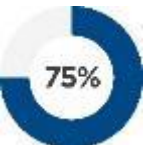
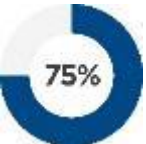
- Utilize students as brand ambassadors.





Goal 2

USE BRAND IDENTITY AND STORYTELLING



- Work with Alumni Association (Foundation) to cultivate leads about notable alumni for features, testimonials, and other marketing collateral and across multiple digital platforms.
- Engage with industry leaders for collaboration in telling the Southeast Technical College story.
- Enhance Southeast Technical College's presence at community events.



SOUTHEAST
Technical College

Programs Apply Cost & Aid Student Life Partner With Us

About Career Center Calendar Directory News Foundation my/och > Request Info > Visit Us > Apply Online

Home / About / Marketing and Communications / Marketing Requests

Marketing Requests

I'm New Here
STC's Marketing Office can assist new employees with obtaining their new business cards, name tags, photo/video, webpage bios, name tags and more.

[RESOURCES FOR NEW HIRES](#)

Project Requests

Request a Design Project +	Request a Website Update +
Request Photography +	Create Your Email Signature +
Photo/Video Waiver +	

Storytelling

I Have a Story To Share +	Social Media +
I Want STC to Issue a Press Release +	Website Biography +

Branded Materials

Banner Stands +	Business Cards +
Name Tags +	Stationery and Envelopes +
Tablecloths +	

Request a Design Project ✕

The Marketing Office can assist employees with creating professionally branded items such as flyers, posters, brochures, event invitations, forms and more. Please complete the design project request form below.

YOUR NAME* **YOUR DEPARTMENT***

YOUR EMAIL ADDRESS*

ABOUT YOUR PROJECT

IS THIS A NEW PROJECT?*

PLEASE DESCRIBE YOUR PROJECT.*

WHAT WILL THE FINISHED PRODUCT BE? *

PROFESSIONAL PRINTING
 A PDF I CAN PRINT MYSELF
 A PDF TO SEND THROUGH EMAIL
 A PHOTO OR IMAGE FILE
 A LOGOED PROMOTIONAL ITEM
 OTHER

Check all that apply.

IF YOU ARE REQUESTING PROFESSIONAL PRINTING, PLEASE PROVIDE A QUANTITY.

Based on the provided quantities and project specs, the Marketing Office will provide a cost estimate so departments can submit requisitions for the items.

DATE REQUESTED BY*

Please select the date you would like to have your project completed by. Please note that professional printing will add 1-2 weeks on to your completion date.

ARE THERE ANY OTHER DETAILS ABOUT THE PROJECT YOU WOULD LIKE TO SHARE?

FILE UPLOAD
 No file chosen

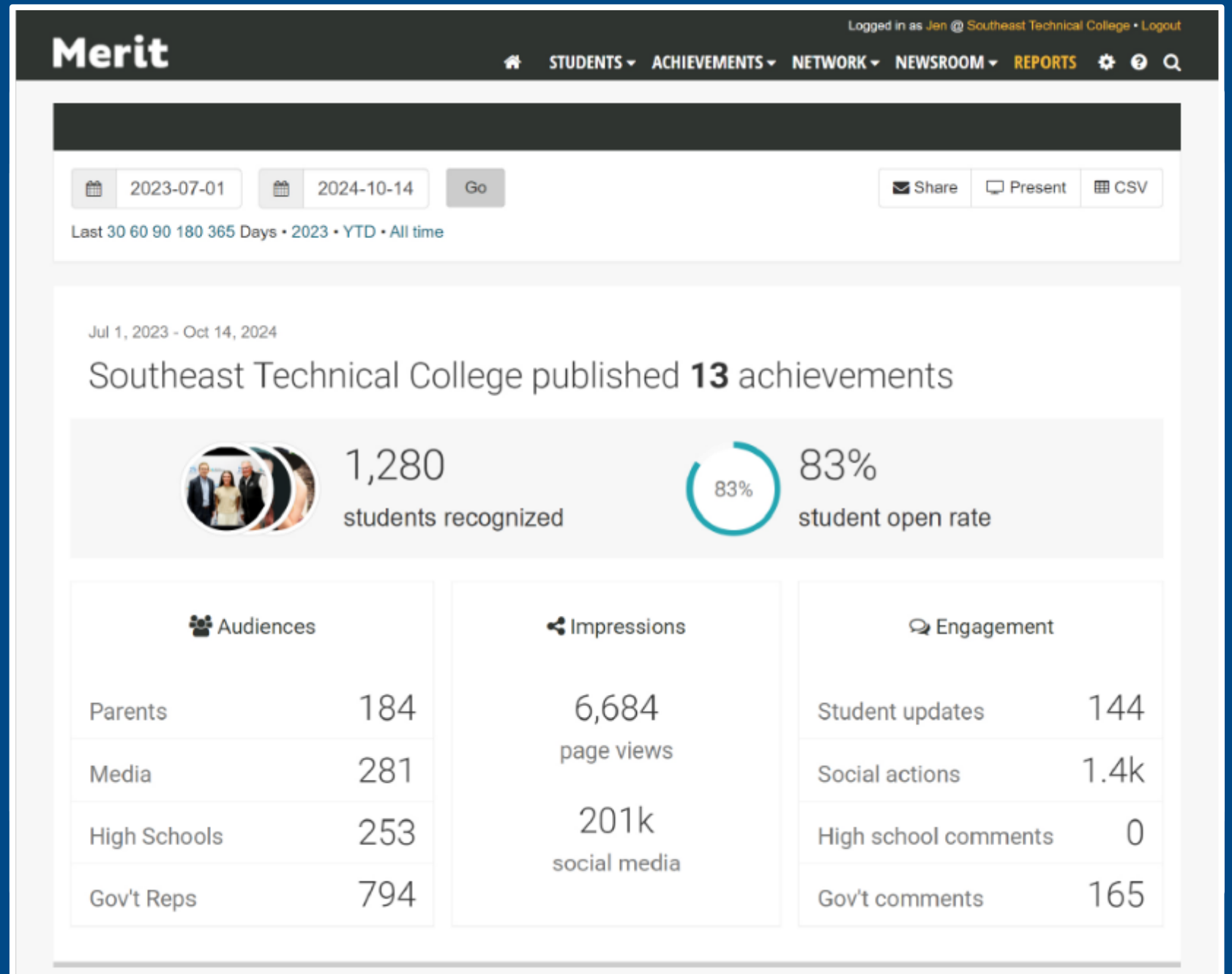
Please upload any examples, hardlined copies or other materials relevant to the project.

I'm not a robot

Merit

This report was pulled on Oct. 14.

- High Level Stats



Media Coverage DRIVING AWARENESS



Three Generations Attend STC

JUL 12, 2024 02:12 PM

It's a family tradition. Lindsey Carter, Becky Brunick and Pam Sudbery represent three generations of women at Southeast Technical College. Pam was first, graduating with a 1-year diploma in Computer Operations in 1975. Next, Pam's daughter, Becky, graduated in 1994 with an accounting degree, and finally granddaughter, Lindsey, will start the LPN program this fall.

'Dirty Jobs' star Mike Rowe says South Dakota 'crushing it' with Build Dakota Scholarship

Rowe recounts his road to trade-school advocate during talk at Southeast Technical College



JONATHAN ELLIS

SEP 26, 2024 - PAID

LOCAL NEWS

Scholarships funded for child care at Southeast Technical College

by: Tom Hanson

Posted: Sep 30, 2024 / 05:50 PM CDT

Updated: Oct 1, 2024 / 12:14 PM CDT



Course ready for annual Sanford International



Before competitors tee off, crews have been working around the dock to make sure the course is in perfect condition.



STC Welcomes Largest, Most Diverse Number of Students in College's History

SEP 12, 2024 01:47 PM

Southeast Technical College has welcomed a record-breaking number of students, 2,659, for the fall 2024 semester, representing a 7% increase over last fall. This total includes 1,942 traditional-age students and 717, or 27% of the student body, who are 24 or older. In addition, 21% of students represent a diverse racial and ethnic background.

Website

NEVER STOP IMPROVING

Job Outlook



About Career Center Calendar Directory New

Get Your Degree. Get to Work.
Schedule Your Visit.

Salary Range

Count

Overview



972

Currently Employed



\$45,219

Average Salary



392

Job Postings

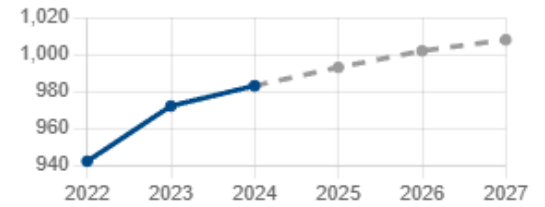
Employment Trends

4.4%

Past Growth
2022-2024

2.5%

Projected Growth
2024-2027



Annual Employment Numbers

Top Occupations by Income

› Licensed Practical and Licensed Vocational Nurses

\$45,219

About this data

Get Your Degree. Get to Work.

Apply Today



SOUTHEAST
Technical College

Southeast Tech
Foundation Office
Campaign NEXT
EXECUTIVE SUMMARY

Purpose:

To provide the Sioux Falls School Board an update on goal changes for Southeast Tech Campaign NEXT.

Approval was given at the October 8, 2024, STC Foundation Board to amend the Campaign NEXT overall goal from \$25M to \$30M. The goal campaign is as follows:

- Goal 1 \$8.5M Student Scholarships and Financial Support
 - Goal 2 \$18.2M Capital Projects and Renovations (previously at \$13.2M)
 - Goal 3 \$2.5M Access, Opportunity and Programs
 - Goal 4 \$800,000 Annual Unrestricted
-

Administrative Recommendation to School Board:

To acknowledge the Foundation NEXT report.

Campaign NEXT

Stephen Williamson

Foundation Director


November 6, 2024 Board Report



SOUTHEAST
Technical College



NEW GOALS OF CAMPAIGN NEXT \$30 MILLION

- Goal #1 \$8.5 Million for Student Scholarships and Financial Support
 - Goal #2 \$18.2 Million for Capital Projects and Renovations
(Center for Healthcare Simulation, Addition, Phase I of the Ed Wood Project, smaller projects like new furniture in the Academic Resource Center)
 - Goal #3 \$2.5 Million to improve Access, Opportunity and Programs
(Budgetary funding of the Center for Access and Workforce Opportunity, augment the ARC budget; start up costs for the Behavioral and Mental Health Technician Program, Summer Camps, Financial Literacy, Competency Based Education)
 - Goal #4 \$800,000 for Annual Unrestricted
- 



WHY THE GOAL CHANGE?

- Originally Goal #2 within Campaign NEXT was to raise funds for an addition onto Ed Wood for the Electrician program and an upgrade in Mechatronics at a cost of approximately \$1.5 to \$2.0 million.
 - Upon re-evaluation of the needs in Ed Wood, community workforce, and the high school enrollment and city/regional growth models it was decided we needed to consider a much larger project.
 - The enrollment cliff in South Dakota and East of the Rocky Mountains is not a variable Sioux Falls will be experiencing.
 - The Trades programs are space intensive and need more space to expand. We see no reason to believe that today's growth in the Trades will end anytime soon.
 - Retirement of Boomers in the Trades, similar to other industries, is very real and we need to seriously address this workforce challenge.
-

WHY CHANGE THE GOAL?

- Ed Wood was created for a community which at the time was half the size of today's metro area.
 - The needs within Mechatronics/ Advanced Manufacturing have grown significantly in the region. We believe this will continue.
 - We were able to obtain a federal commitment and a private commitment totaling \$7.2 million for expansion in these areas. Thank you to current employees Dr. Benjamin Valdez and Dean Jason Merritt.
 - The College is set to crush the goals of Campaign NEXT
-

CLOSING

- ✓ Campaign NEXT comes to an end December 31, 2025. Our yet to be decided campaign that follows will begin (at least on paper) January 1, 2026.
 - ✓ The Ed Wood project will be a multi-phase project. The goals of phase I are now in Campaign NEXT with following phases to be included in the yet unnamed campaign to follow.
 - ✓ Like Campaign NEXT, all fundraising campaigns will align 100% with its corresponding STC strategic plan.
-



SOUTHEAST
Technical College

Southeast Technical College
HVACR & Plumbing Program Report
EXECUTIVE SUMMARY

Purpose of Report: To inform the School Board about the HVACR and Plumbing programs at Southeast Technical College.

Southeast Technical College provides a comprehensive range of programs in our construction/industrial sector. Two of these programs are the Heating, Ventilation, Air Conditioning, and Refrigeration (HVACR) program and the Plumbing Program.

The HVACR program is accredited by HVAC Excellence and has consolidated its curriculum to focus on a one-year diploma focusing on heating, cooling, light commercial and refrigeration technologies. Students focus primarily on service, but also learn proper installation techniques.

The Plumbing diploma focuses on residential and commercial installation and service. Students learn about the code requirements of plumbing and have hands-on experience utilizing the plumbing lab. In addition to regular blueprint reading students are introduced to Building Information Modeling (BIM).

The HVACR Diploma and Plumbing Diploma together to form a Mechanical Systems AAS degree.

Administrative Recommendation to School Board: Acknowledge the HVACR and Plumbing Program report.



SOUTHEAST
Technical College

HVACR & Plumbing Programs

Presented by Daniel EisenVos and Vincent Berry

November 6th, 2024

HVACR Program Highlights

- Program
 - One Year Diploma <-- Two Semesters <--Four Classes
 - Heating, Cooling, Light Commercial, Refrigeration
- The HVACR curriculum was consolidated into a one-year diploma program that began Fall of 2022.
- Faculty
 - Jarrod Johnson – AAS - 24 YoE
 - Dan EisenVos – MEd, BA, AAS – 6 YoE
- Student Enrollment

Enrollment

	2018-19	2019-20	2020-21	2021-22	2022-23	2023-24	2024-25
Total Fall Enrollment	45	41	34	37	37	29	34
New AAS Students	30	23	18	24	1 *		6
New RESI Students		5	2	0	0		
New Diploma Students					20	28	25
Returning Students	15	13	14	13	16	0	0
Transfer Students						*	3
Program Retention Rate	66%	80%	71%	76%	95%	??	
<i>SDBOTE Fall to Fall = Completion + Returning</i>							
# of AAS Graduates	15	8	14	14	12		
# of RESI Diploma Graduates	16	17	6	29	14	??	
<i>Fall, Spring, Summer combined</i>							
In-Field Placement Rate	90%	100%	91%	100%	97%	97%	
<i>SDBOTE Prior Academic Year</i>							

HVACR Program Objectives

- **Technical Skills**

- Install HVACR equipment, controls, and components for safe and efficient operation.
- Handle refrigerants in accordance with Section 608 of the Clean Air Act.
- Utilize HVACR tools and equipment effectively.

- **Problem Solving/Critical Thinking**

- Troubleshoot, diagnose and repair HVACR equipment to operational and efficiency standards.

- **Professionalism**

- Exhibit safe work habits to minimize injury.

- **Communication**

- Develop skills for communicating with customers and other trades to bring projects to completion.

HVAC Lab



Plumbing Program Highlights

- Program
 - 2 semesters of coursework
 - 35 credits total
 - 26 plumbing and 9 General Education credits
- Faculty
 - Vince Berry – 25 Years Experience, Journeyman Plumber - State of SD and City of Sioux Falls

PROGRAM		Plumbing Diploma						
Program Capacity for Incoming Cohort							24	
		2018-19	2019-20	2020-21	2021-22	2022-23	2023-24	2024-25
Total Fall Enrollment		18	17	7	11	12	16	23
	New Students	17	17	7	11	12	14	20
	Returning Students	1					2	3
Program Retention Rate		72%	67%	76%	71%	64%*		
<i>SDBOTE Fall to Fall = Completion + Returning</i>								
# of Graduates		13	13	5	8	6*		
<i>Fall, Spring, Summer combined</i>								
In-Field Placement Rate		100%	100%	100%	100%	88%*		
<i>SDBOTE Prior Academic Year</i>								

Includes both Diploma and AAS

* not yet available

Plumbing Program Objectives

- **Technical Skills**

- Utilize materials and methods necessary to complete a task to Uniform Plumbing Code standards.
- Demonstrate proper use of plumbing tools and equipment to Uniform Plumbing Code standards.

- **Problem Solving/Critical Thinking**

- Read and interpret blueprints and/or Building Information Modeling for proper installation.

- **Professionalism**

- Exhibit safe work habits to minimize injuries.
- Utilize effective time management skills to maximize efficiency.

- **Communication**

- Communicate with other trades, customers and owners for job completion.

Plumbing Pictures



Mechanical Systems

- Students achieve an AAS in Mechanical Systems
 - Complete 1 Year Plumbing Diploma
 - Complete 1 Year HVAC Diploma
- Graduates are skilled in 2 High Need Job Areas
 - Graduates can choose either area for large companies
 - Support rural SD by allowing graduates to fill both roles

Questions and acknowledgement of the report

THE
SMART
WAY OF

southeasttech.edu

Southeast Tech
1st Quarter Finance Report
EXECUTIVE SUMMARY

Purpose:

The Vice President of Finance and Operations will present an oral report to review the 1st Quarter Finance Report.

Administrative Recommendation to School Board:

Acknowledge the 1st Quarter Finance Report.

POST SECONDARY - VOCATIONAL FUND

	FY25 BUDGET	SEP '24 YTD	SEP '24 PERCENT	SEP '23 YTD	SEP '23 PERCENT
REVENUES:					
STUDENT CHARGES:					
Tuition	\$ 7,338,517	\$ 3,771,618	51.39%	\$ 3,551,762	49.93%
Fees	7,130,895	3,623,352	50.81%	3,371,813	49.40%
Corporate Education	223,100	36,548	16.38%	49,060	13.74%
STATE SUPPORT:					
State Aid	11,994,939	16,025	0.13%	16,285	0.15%
Other State	3,739,825	(274,484)	-7.34%	(93,590)	-1.48%
FEDERAL SUPPORT:					
Perkins	1,004,961	(31,725)	-3.16%	(230,297)	-26.34%
ABE	150,000	(43,732)	-29.15%	(56,741)	-36.70%
Other Federal	117,250	4,310	3.68%	(70,307)	-5.49%
LOCAL SUPPORT:					
Grants/Donations	719,500	50,959	7.08%	2,020,016	43.08%
Other Local	1,493,528	714,655	47.85%	754,380	57.37%
TOTAL REVENUES:	\$ 33,912,515	7,867,527	23.20%	\$ 9,312,383	23.55%
EXPENDITURES:					
WAGES - FULLTIME:					
Administrative	\$ 1,229,109	\$ 333,968	27.17%	\$ 294,418	25.00%
Instructional	7,357,728	1,752,644	23.82%	1,615,285	22.93%
Support	6,472,783	1,523,864	23.54%	1,380,831	23.03%
WAGES - OTHER:					
Instructional - Other	1,100,750	225,966	20.53%	230,359	20.70%
Support - Other	404,201	56,748	14.04%	37,292	10.25%
BENEFITS:					
Insurance - Dental	148,203	35,487	23.94%	31,537	22.87%
Insurance - Medical	2,332,369	544,464	23.34%	484,857	21.01%
Insurance - Other	86,210	25,169	29.20%	23,828	34.85%
Retirement	2,118,929	500,278	23.61%	459,566	22.97%
SERVICES:					
Advertising	363,100	80,348	22.13%	56,499	15.14%
Legal	52,775	2,741	5.19%	7,712	14.05%
Maintenance/Repair	340,800	57,038	16.74%	103,295	52.76%
Postage	153,750	20,132	13.09%	17,523	13.47%
Printing/Publishing	136,750	26,666	19.50%	24,567	17.65%
Professional/Technical	686,452	80,004	11.65%	117,510	14.11%
Property	293,800	251,317	85.54%	232,637	88.59%
Rentals	337,803	75,916	22.47%	77,083	29.30%
Software Upgrades	691,000	321,758	46.56%	371,975	56.16%
Travel	158,700	16,218	10.22%	10,431	6.77%
Utilities	737,900	124,646	16.89%	102,376	15.22%
SUPPLIES:					
Equipment - Noncapital	111,940	35,002	31.27%	27,817	17.94%
Food	106,450	31,890	29.96%	20,964	19.12%
Instructional Supplies	699,600	67,452	9.64%	56,846	10.49%
Other	459,175	153,819	33.50%	44,248	11.59%
Resale	699,400	425,066	60.78%	412,686	66.47%
Software	287,000	200,157	69.74%	141,593	49.20%
OTHER:					
Bad Debt	250,000	(168,840)	-67.54%	(15,911)	-9.09%
Dues/Fees	540,545	79,096	14.63%	102,990	23.67%
Liability Insurance	130,000	142,483	109.60%	128,668	107.22%
Miscellaneous	249,000	-	0.00%	-	0.00%
SUBTOTAL - OPERATING:	\$ 28,736,222	\$ 7,021,496	24.43%	\$ 6,599,484	24.52%
EQUIPMENT:					
Building Improvements	\$ 1,093,910	\$ 3,352	0.31%	\$ 968,572	20.26%
Equipment	4,631,049	374,756	8.09%	720,520	10.13%
Information Technology	147,028	106,764	72.61%	55,901	63.52%
Land Improvements	90,090	-	0.00%	20,975	2.96%
SUBTOTAL - CAPITAL:	\$ 5,962,077	\$ 484,872	8.13%	\$ 1,765,968	13.92%
TOTAL EXPENDITURES:	\$ 34,698,299	7,506,367	21.63%	\$ 8,365,452	21.12%
REVENUE OVER (UNDER) EXPENSE:	\$ (785,784)	\$ 361,159		\$ 946,931	

POST SECONDARY - BOOKSTORE

	FY25 BUDGET	SEP '24 YTD	SEP '24 PERCENT	SEP '23 YTD	SEP '23 PERCENT
REVENUES:					
STUDENT CHARGES:					
Tuition	\$ -	\$ -	0.00%	\$ -	0.00%
Fees	-	-	0.00%	-	0.00%
Corporate Education	-	-	0.00%	-	0.00%
STATE SUPPORT:					
State Aid	-	-	0.00%	-	0.00%
Other State	-	-	0.00%	-	0.00%
FEDERAL SUPPORT:					
Perkins	-	-	0.00%	-	0.00%
ABE	-	-	0.00%	-	0.00%
Other Federal	-	-	0.00%	-	0.00%
LOCAL SUPPORT:					
Grants/Donations	-	-	0.00%	-	0.00%
Other Local	1,850,000	1,244,527	67.27%	1,041,397	64.68%
TOTAL REVENUES:	\$ 1,850,000	\$ 1,244,527	67.27%	\$ 1,041,397	64.68%
EXPENDITURES:					
WAGES - FULLTIME:					
Administrative	\$ -	\$ -	0.00%	\$ -	0.00%
Instructional	-	-	0.00%	-	0.00%
Support	177,157	48,543	27.40%	44,052	26.09%
WAGES - OTHER:					
Early Retirement	-	-	0.00%	-	0.00%
Instructional - Other	-	-	0.00%	-	0.00%
Support - Other	46,000	10,379	22.56%	9,978	39.91%
BENEFITS:					
Insurance - Dental	1,592	398	25.00%	379	25.00%
Insurance - Medical	28,786	7,197	25.00%	6,790	24.25%
Insurance - Other	1,415	277	19.59%	259	28.22%
Retirement	24,710	6,876	27.83%	6,122	26.96%
SERVICES:					
Advertising	-	145	100.00%	351	100.00%
Legal	-	-	0.00%	-	0.00%
Maintenance/Repair	-	-	0.00%	-	0.00%
Postage	21,000	10,088	48.04%	9,384	58.65%
Printing/Publishing	-	-	0.00%	-	0.00%
Professional/Technical	-	-	0.00%	-	0.00%
Property	-	-	0.00%	-	0.00%
Rentals	-	-	0.00%	-	0.00%
Software Upgrades	-	-	0.00%	-	0.00%
Travel	3,000	-	0.00%	-	0.00%
Utilities	-	-	0.00%	-	0.00%
SUPPLIES:					
Equipment - Noncapital	-	117	100.00%	-	0.00%
Food	500	92	18.45%	-	0.00%
Instructional Supplies	-	-	0.00%	-	0.00%
Other	22,000	4,596	20.89%	8,740	194.23%
Resale	1,374,500	791,592	57.59%	680,013	55.38%
Software	-	-	0.00%	-	0.00%
OTHER:					
Bad Debt	-	-	0.00%	-	0.00%
Dues/Fees	90,000	27,693	30.77%	28,166	31.90%
Liability Insurance	-	-	0.00%	-	0.00%
Miscellaneous	9,500	-	0.00%	2,701	37.00%
Depreciation	6,500	-	0.00%	-	0.00%
SUBTOTAL - OPERATING:	\$ 1,806,660	\$ 907,993	50.26%	\$ 796,935	49.80%
EQUIPMENT:					
Building Improvements	\$ -	\$ -	0.00%	\$ -	0.00%
Equipment	-	-	0.00%	-	0.00%
Information Technology	-	-	0.00%	-	0.00%
Land Improvements	-	-	0.00%	-	0.00%
SUBTOTAL - CAPITAL:	\$ -	\$ -	0.00%	\$ -	0.00%
TOTAL EXPENDITURES:	\$ 1,806,660	\$ 907,993	50.26%	\$ 796,935	49.80%
REVENUE OVER (UNDER) EXPENSE:	\$ 43,340	\$ 336,534		\$ 244,461	

POST SECONDARY - FOOD SERVICE

	FY25 BUDGET	SEP '24 YTD	SEP '24 PERCENT	SEP '23 YTD	SEP '23 PERCENT
REVENUES:					
STUDENT CHARGES:					
Tuition	\$ -	\$ -	0.00%	\$ -	0.00%
Fees	-	-	0.00%	-	0.00%
Corporate Education	-	-	0.00%	-	0.00%
STATE SUPPORT:					
State Aid	-	-	0.00%	-	0.00%
Other State	-	-	0.00%	-	0.00%
FEDERAL SUPPORT:					
Perkins	-	-	0.00%	-	0.00%
ABE	-	-	0.00%	-	0.00%
Other Federal	-	-	0.00%	-	0.00%
LOCAL SUPPORT:					
Grants/Donations	-	-	0.00%	-	0.00%
Other Local	404,500	22,239	5.50%	29,123	7.37%
TOTAL REVENUES:	\$ 404,500	\$ 22,239	5.50%	\$ 29,123	7.37%
EXPENDITURES:					
WAGES - FULLTIME:					
Administrative	\$ -	\$ -	0.00%	\$ -	0.00%
Instructional	-	-	0.00%	-	0.00%
Support	115,126	28,890	25.09%	27,403	24.98%
WAGES - OTHER:					
Early Retirement	-	-	0.00%	-	0.00%
Instructional - Other	-	-	0.00%	-	0.00%
Support - Other	63,125	11,066	17.53%	10,992	19.28%
BENEFITS:					
Insurance - Dental	1,123	281	25.01%	267	25.00%
Insurance - Medical	14,933	3,733	25.00%	3,500	25.00%
Insurance - Other	5,031	333	6.62%	311	33.33%
Retirement	20,134	4,688	23.28%	4,499	23.29%
SERVICES:					
Advertising	-	-	0.00%	-	0.00%
Legal	-	-	0.00%	-	0.00%
Maintenance/Repair	7,000	-	0.00%	262	3.31%
Postage	-	-	0.00%	-	0.00%
Printing/Publishing	200	-	0.00%	-	0.00%
Professional/Technical	600	150	25.00%	150	25.00%
Property	-	-	0.00%	-	0.00%
Rentals	-	-	0.00%	-	0.00%
Software Upgrades	-	-	0.00%	-	0.00%
Travel	-	-	0.00%	-	0.00%
Utilities	-	-	0.00%	-	0.00%
SUPPLIES:					
Equipment - Noncapital	-	-	0.00%	-	0.00%
Food	-	-	0.00%	-	0.00%
Instructional Supplies	-	-	0.00%	-	0.00%
Other	20,000	865	4.33%	6,229	26.73%
Resale	170,000	37,053	21.80%	35,564	23.73%
Software	-	-	0.00%	-	0.00%
OTHER:					
Bad Debt	-	79	100.00%	-	0.00%
Dues/Fees	2,500	119	4.77%	167	7.24%
Liability Insurance	-	-	0.00%	-	0.00%
Miscellaneous	-	-	0.00%	-	0.00%
Depreciation	19,000	-	0.00%	-	0.00%
SUBTOTAL - OPERATING:	\$ 438,772	\$ 87,257	19.89%	\$ 89,344	21.64%
EQUIPMENT:					
Building Improvements	\$ -	\$ -	0.00%	\$ -	0.00%
Equipment	-	-	0.00%	-	0.00%
Information Technology	-	-	0.00%	-	0.00%
Land Improvements	-	-	0.00%	-	0.00%
SUBTOTAL - CAPITAL:	\$ -	\$ -	0.00%	\$ -	0.00%
TOTAL EXPENDITURES:	\$ 438,772	\$ 87,257	19.89%	\$ 89,344	21.64%
REVENUE OVER (UNDER) EXPENSE:	\$ (34,272)	\$ (65,018)		\$ (60,221)	

POST SECONDARY - CHILDCARE

	FY25 BUDGET	SEP '24 YTD	SEP '24 PERCENT	SEP '23 YTD	SEP '23 PERCENT
REVENUES:					
STUDENT CHARGES:					
Tuition	\$ -	\$ -	0.00%	\$ -	0.00%
Fees	-	-	0.00%	-	0.00%
Corporate Education	-	-	0.00%	-	0.00%
STATE SUPPORT:					
State Aid	-	-	0.00%	-	0.00%
Other State	-	-	0.00%	-	0.00%
FEDERAL SUPPORT:					
Perkins	-	-	0.00%	-	0.00%
ABE	-	-	0.00%	-	0.00%
Other Federal	-	-	0.00%	-	0.00%
LOCAL SUPPORT:					
Grants/Donations	-	-	0.00%	-	0.00%
Other Local	402,000	47,876	11.91%	37,140	12.76%
TOTAL REVENUES:	\$ 402,000	\$ 47,876	11.91%	\$ 37,140	12.76%
EXPENDITURES:					
WAGES - FULLTIME:					
Administrative	\$ -	\$ -	0.00%	\$ -	0.00%
Instructional	-	-	0.00%	-	0.00%
Support	249,160	57,044	22.89%	42,288	17.71%
WAGES - OTHER:					
Early Retirement	-	-	0.00%	-	0.00%
Instructional - Other	-	-	0.00%	-	0.00%
Support - Other	25,000	4,369	17.47%	13,301	110.85%
BENEFITS:					
Insurance - Dental	5,431	824	15.18%	751	12.96%
Insurance - Medical	83,378	10,917	13.09%	11,078	11.33%
Insurance - Other	3,214	880	27.38%	821	31.81%
Retirement	33,456	7,812	23.35%	6,521	20.86%
SERVICES:					
Advertising	-	-	0.00%	-	0.00%
Legal	-	-	0.00%	-	0.00%
Maintenance/Repair	-	-	0.00%	-	0.00%
Postage	-	-	0.00%	-	0.00%
Printing/Publishing	-	-	0.00%	-	0.00%
Professional/Technical	750	114	15.20%	5,057	1264.25%
Property	-	-	0.00%	-	0.00%
Rentals	-	-	0.00%	2,054	#DIV/0!
Software Upgrades	-	-	0.00%	-	0.00%
Travel	-	-	0.00%	-	0.00%
Utilities	-	-	0.00%	-	0.00%
SUPPLIES:					
Equipment - Noncapital	-	229	100.00%	-	0.00%
Food	800	59	7.41%	-	0.00%
Instructional Supplies	3,500	481	13.74%	230	4.61%
Other	1,000	108	10.78%	47	46.99%
Resale	-	-	0.00%	-	0.00%
Software	1,800	300	16.67%	150	13.64%
OTHER:					
Bad Debt	1,000	-	0.00%	(182)	-7.29%
Dues/Fees	850	-	0.00%	-	0.00%
Liability Insurance	-	-	0.00%	-	0.00%
Miscellaneous	-	-	0.00%	-	0.00%
Depreciation	400	-	0.00%	-	0.00%
SUBTOTAL - OPERATING:	\$ 409,739	\$ 83,137	20.29%	\$ 82,116	20.17%
EQUIPMENT:					
Building Improvements	\$ -	\$ -	0.00%	\$ -	0.00%
Equipment	-	-	0.00%	-	0.00%
Information Technology	-	-	0.00%	-	0.00%
Land Improvements	-	-	0.00%	-	0.00%
SUBTOTAL - CAPITAL:	\$ -	\$ -	0.00%	\$ -	0.00%
TOTAL EXPENDITURES:	\$ 409,739	\$ 83,137	20.29%	\$ 82,116	20.17%
REVENUE OVER (UNDER) EXPENSE:	\$ (7,739)	\$ (35,261)		\$ (44,976)	

SOUTHEAST TECHNICAL INSTITUTE
STATEMENT OF CASH RECEIPTS, DISBURSEMENTS AND CASH BALANCES

	#23	#52	#53	#54
	Post			
	Secondary	Bookstore	Food Service	Child Care
	Vocational	Enterprise	Enterprise	Enterprise
	Fund	Fund	Fund	Fund
Cash Balance August 31, 2024 (Pre-Audit)	\$ 407,663.23	\$ 440,999.80	\$ (66,539.11)	\$ 16,707.27
Operating Results:				
Revenue:				
Local Sources:				
Tuition/Fees	7,010,265.64	-	-	-
Sales of Goods/Services	683,790.00	1,239,930.44	22,238.51	47,876.37
Other Sources	254,598.89	4,695.70	-	-
State Sources:	3,769,052.14	-	-	-
Federal Sources:	161,728.39	-	-	-
Expenditures:				
Personnel	(1,731,328.93)	(31,120.01)	(20,083.46)	(40,308.18)
Services	(216,691.09)	(5,272.00)	(50.00)	(57.00)
Supplies	(216,457.64)	(308,736.53)	(18,541.43)	(1,177.36)
Capital	(292,109.68)	-	-	-
Other	154,471.29	(5,767.06)	(198.24)	-
Transfers	-	-	-	-
GASB 84 Reversal	-	-	-	-
(Increase)/Decrease in Assets	(7,117,524.81)	(711,421.12)	2,892.11	(7,679.41)
Increase/(Decrease) in Liabilities	-	-	-	-
Net Cash Provided By (Used In) Operating Activities:	\$ 2,459,794.20	\$ 182,309.42	\$ (13,742.51)	\$ (1,345.58)
Cash Balance September 30, 2024	<u>\$ 2,867,457.43</u>	<u>\$ 623,309.22</u>	<u>\$ (80,281.62)</u>	<u>\$ 15,361.69</u>
Cash Balance June 30, 2024	\$ 5,934,447.49	\$ 172,300.81	\$ (13,910.05)	\$ 66,663.78
Operating Results:				
Revenue:				
Local Sources:				
Tuition/Fees	7,431,518.20	-	-	-
Sales of Goods/Services	683,790.00	1,239,930.44	22,238.51	47,876.37
Other Sources	81,824.17	4,596.07	-	-
State Sources:	(258,458.54)	-	-	-
Federal Sources:	(71,147.20)	-	-	-
Expenditures:				
Personnel	(4,998,586.86)	(73,668.86)	(48,990.34)	(81,845.89)
Services	(1,056,783.82)	(10,233.36)	(150.00)	(114.00)
Supplies	(913,386.63)	(796,396.86)	(37,918.09)	(1,177.36)
Capital	(484,871.68)	-	-	-
Other	(52,738.21)	(27,693.47)	(198.24)	-
Audit	-	-	-	-
GASB 84 Reversal	-	-	-	-
(Increase)/Decrease in Assets	(2,189,428.07)	220,518.60	3,667.51	572.59
Increase/(Decrease) in Liabilities	(1,238,721.42)	(106,044.15)	(5,020.92)	(16,613.80)
Net Cash Provided By (Used In) Operating Activities:	\$ (3,066,990.06)	\$ 451,008.41	\$ (66,371.57)	\$ (51,302.09)
Cash Balance September 30, 2024	<u>\$ 2,867,457.43</u>	<u>\$ 623,309.22</u>	<u>\$ (80,281.62)</u>	<u>\$ 15,361.69</u>

Rich Kluin
Prepared by

11/6/2024
Date