

SIOUX FALLS SCHOOL BOARD
Wednesday, September 4, 2024 4:00 PM

Carly Reiter
President

Instructional Planning Center
201 East 38th Street, Sioux Falls

Cory Clasemann
Southeast Tech President

This agenda may also be viewed on the District and Southeast Tech's website: www.sf.k12.sd.us and www.southeasttech.edu

AGENDA

- I. Call to Order
- II. Pledge of Allegiance
- III. Good News Report
- IV. Approval of Minutes of August 7, 2024
- V. Persons Wishing to Address the School Board on Non-Agenda Items
- VI. Persons Wishing to Address the School Board on Agenda Items
- VII. Approval of Agenda
- VIII. Conflicts of Interest
- IX. Approval of Consent Agenda
 - A. Authorizations and Ratifications
 1. Approval of Contracts
 2. Approval/Ratification of Purchase Orders
 3. Amending Prior Board Action
 4. Amendment to Regular Meeting Date
 - B. Approval of Consolidated Report of Trust and Agency Funds
 - C. Approval of Vice President of Finance and Operations Report
 - D. Approval of Personnel Report
- X. Reports of the President
 - A. Access and Workforce Opportunity Update
 - B. Student Success Center and ARC Update
 - C. Prior Fiscal Year and Pre Audit Report
- XI. Adjournment

SCHOOL BOARD MEETING

Wednesday, August 7, 2024

The School Board of the Sioux Falls School District 49-5 of Minnehaha County, South Dakota, was called into regular session, pursuant to due notice, on Wednesday, August 7, 2024, at 4:02 p.m. in the Instructional Planning Center, 201 East 38th Street. Sioux Falls, South Dakota, with the following members present: President Carly Reiter, Vice President Dawn Marie Johnson, Nan Kelly, Marc Murren, Gail Swenson. Absent: None.

Action ST00841

A motion was made by Marc Murren and seconded by Dawn Marie Johnson, five (5) votes “yes” on roll call **approving the minutes of meetings** held on July 8, 2024, and which were furnished to the Sioux Falls Argus leader for publication, in unapproved form, all in accordance with SDCL §13-8-35.

Action ST00842

A motion was made by Gail Swenson and seconded by Dawn Marie Johnson, five (5) votes “yes” on roll call, **approving the agenda** as presented.

* * * * *

President Reiter asked about any conflicts of interest. None were brought forward.

Action ST00843

A motion was made by Marc Murren and seconded by Dawn Marie Johnson, five (5) votes “yes” on roll call, **approving Item A through D on the consent agenda** as follows:

A. **Approving the Authorizations and Ratifications**, as follows:

A.1. **Approval of Contracts**

Authorizing the President to enter into and execute contracts, for and on behalf of the Southeast Technical College, as follows:

Item No.	Contract Number	Contractor	Project	Cost
a.	25-001, MF	SD Department of Labor and Regulation	WIOA Title II State Grant Program	\$362,300.00

A.2. **Approval/Ratification of Purchase Orders**

Authorizing the Business Manager to issue Purchase Order(s) requiring additional approval of the School Board as follows:

Item	PO No.	Vendor	Description	Total Cost
a.	S2501253	MARCO INC	PURE STORAGE RENEWAL	\$23,335.00
b.	S2501287	GEAR FOR SPORTS	APPAREL FOR RESALE	\$35,000.00
c.	S2501288	GEAR FOR SPORTS	PROGRAM BAGS FOR RESALE	\$20,000.00
d.	S2501291	MV SPORT	APPAREL FOR RESALE	\$20,000.00
e.	S2501296	CLUB COLORS	WELCOME KITS FOR RESALE	\$15,000.00
f.	S2501298	ALLHEARTS, LLC	UNIFORMS FOR RESALE	\$50,000.00
g.	S2501299	MATTHEWS MEDICAL BOOKS INC	SUPPLIES FOR RESALE	\$50,000.00
h.	S2501303	CENGAGE LEARNING INC	NEW TEXTBOOKS FOR RESALE	\$400,000.00
i.	S2501304	CRESCENT ELECTRIC SUPPLY	ELECTRICIAN KITS FOR RESALE	\$30,000.00
j.	S2501305	D & H DISTRIBUTING COMPANY	SUPPLIES FOR RESALE	\$25,000.00
k.	S2501310	DOUGLAS STEWART CO	SUPPLIES FOR RESALE	\$25,000.00
l.	S2501312	ELSEVIER, HEALTH SCIENCE DIV	NEW TEXTBOOKS FOR RESALE	\$100,000.00
m.	S2501313	GOODHEART WILLCOX PUBLISHER	NEW TEXTBOOKS FOR RESALE	\$35,000.00
n.	S2501315	HAWKES LEARNING SYSTEMS	ACCESS CODES AND TEXTBOOKS FOR RESALE	\$130,000.00
o.	S2501319	INNOVATIVE OFFICE SOLUTIONS LLC	UNIFORMS FOR RESALE	\$20,000.00
p.	S2501325	JOHN WILEY & SONS INC	NEW TEXTBOOKS FOR RESALE	\$15,000.00
q.	S2501326	JOHNSTONE SUPPLY	TOOL KITS FOR RESALE	\$100,000.00
r.	S2501329	LABYRINTH LEARNING	NEW TEXTBOOKS FOR RESALE	\$20,000.00
s.	S2501330	MATHESON TRI-GAS INC	WELDING KITS FOR RESALE	\$25,000.00
t.	S2501331	MATTHEWS MEDICAL BOOKS INC	MEDICAL BOOKS FOR RESALE	\$100,000.00
u.	S2501333	MCGRAW-HILL EDUCATION INC	NEW TEXTBOOKS FOR RESALE	\$200,000.00
v.	S2501334	MCKEEVER'S VENDING	FOOD AND BEVERAGE FOR RESALE	\$20,000.00
w.	S2501336	MIKE HOLT ENTERPRISES OF LEESBURG I	NEW TEXTBOOKS FOR RESALE	\$20,000.00
x.	S2501340	PARTNERSHIP LLC	FREIGHT/SHIPPING	\$25,000.00
y.	S2501341	PEARSON EDUCATION	ACCESS CODES AND TEXTBOOKS FOR RESALE	\$150,000.00
z.	S2501342	PEPSI COLA COMPANY	BEVERAGES FOR RESALE	\$25,000.00

aa.	S2501344	PRISMRBS LLC	ANNUAL POS/WEB SYSTEM FEES	\$21,926.41
bb.	S2501347	SNAP-ON INDUSTRIAL	TOOLS FOR RESALE	\$150,000.00
cc.	S2501349	STUKENT INC	ACCESS CODES FOR RESALE	\$35,000.00
dd.	S2501350	TEXAS BOOK COMPANY	USED TEXTBOOKS FOR RESALE	\$175,000.00
ee.	S2501351	VITAL SOURCE TECHNOLOGIES	EBOOKS FOR RESALE	\$100,000.00
ff.	S2501354	ULINE	OPERATIONAL SUPPLIES	\$15,000.00
gg.	S2501367	MIDWESTERN MECHANICAL INC	BUILDING REPARIS	\$21,980.00
hh.	S2501375	PANOPTO, INC.	ANNUAL LICENSE RENEWAL	\$17,962.46
ii.	S2501381	BENCO DENTAL SUPPLY CO	DENTAL ASSITING PROGRAM EQUIPMENT	\$19,222.48
jj.	S2501434	LAWRENCE & SCHILLER	FY25 ADVERTISING BUY	\$279,769.00
kk.	S2501435	LAWRENCE & SCHILLER	FY25 PROFESSIONAL MARKETING SERVICES	\$36,000.00
ll.	S2501450	PHILIPS HEALTH CARE	ULTRASOUND SYSTEM – SONOGRAPHY PROGRAMS	\$127,597.28
mm.	S2501451	CANON MEDICAL SYSTEMS USA INC	ULTRASOUND SYSTEM – SONOGRAPHY PROGRAMS	\$128,650.00
nn.	S2501548	PEPSI COLA COMPANY	FOOD SERVICE ITEMS FOR RESALE	\$20,000.00

A.3. Disposal of School District Property

Authorizing the disposal of surplus property to sell at private sale, public auction, or sealed bids or to dispose of, in accordance with SDCL §6-13-1, as follows:

Item No.	Description	Location	Appraisers	Appraised Value	Property File No.
a.	Classroom Chairs – 100	STC	David Arnoldy Kevin Sandstede Troy Johnson	\$0	2025-ST001
b.	Lazer Z-Xmark 60” Zero Turn Mower	STC	David Arnoldy Kevin Sandstede Troy Johnson	\$0	2025-ST002

A.4 Acknowledgement of Addition to the STC Council Membership

Acknowledging the appointment of Brienne Maner/StartUp Sioux Falls to the Southeast Tech Council replacing Tolcha Mesele.

- B. Approving the **Consolidated Report of Trust and Agency Funds** of August 7, 2024, and stating for the record that as of June 30, 2024, receipts total \$61,880,325.52 and disbursements total \$62,664,205.65 (MRF #ST621).

C. Approving the **Vice President of Finance and Operation’s Report** of August 7, 2024, in accordance with the SDCL §13-8-35 (MRF #ST622) and directing that detailed statement of receipts and balances on hand, as of June 30, 2024, be published as part of these minutes, in accordance with SDCL §13-8-3.

D. Accepting the **Southeast Tech Personnel Report**, as follows:

D1. Resignations

Accepting the resignation of School District Personnel as of the effective date indicated, the personnel having been previously employed by Board Action, as follows:

<u>Name</u>	<u>Location/Position</u>	<u>Effective Date</u>
Student Help, Part-Time		
Parker, Cecelia	Scarborough	07-16-24
Bannavong, Sianam	Marketing	05-03-24
Miller, Logan	Information Technology	07-30-24
Employment Contract, Full-Time		
Griggs, Robert	President	07-31-24
Instructor, Adjunct, Part-Time		
Studer, Alyssa	Nursing & Health	07-22-24
Other Help, Part-Time		
Nytroe, Michele	Food Service	07-31-24
Administrator, Full-Time		
Mower, Britney	Dean	07-25-24

D2. Employment Recommendations

<u>Name</u>	<u>Location/Position</u>	<u>Effective Date</u>	<u>Amount</u>
Employment Contract, Full-Time, Annual			
Clasemann, Cory	President 12-Month, 1.0 FTE Administrator	07-29-24	\$180,000.00
Employment Contract, Full-Time, Hourly			
Jones, Rodney	Custodian 12-Month, 1.0 FTE Level 1, Step 1	07-08-24	\$20.27
Weston, Shasta	Indigenous Access Coach 12-Month, 1.0 FTE Level 5, Step 8	07-25-24	\$23.84

D2. **Employment Recommendations, continued**

<u>Name</u>	<u>Location/Position</u>	<u>Effective Date</u>	<u>Amount</u>
Other Help, Part-Time, Hourly			
Anderson, Staci	Food Service	07-15-24	\$17.00
Instructor, Adjunct, Part-Time, Per Credit Hour			
Ringling, Amanda	General Education	07-01-24	\$821.50
Mehlhaf, Samantha	Veterinary Technology	07-25-24	\$943.50
Instructor, Adjunct, Part-Time, Clinical Per Hour			
Richter, Jessica	Nursing & Health	07-08-24	\$46.00
Behrens, Briana	Nursing & Health	07-15-24	\$46.00
Instructor, Adjunct, Summer Semester Stipend (Addendums from July 8, 2024 Meeting Agenda)			
Wynia, Derek	Construction	08-01-24	\$4,847.20
Schnider, Nicole	Nursing & Health	08-01-24	\$2,997.50
Rose, Jean	Business Administration	08-01-24	\$2,830.20

D3. **FY2023-2024 Wage Rates**

<u>Name</u>	<u>Location/Position</u>	<u>Effective Date</u>	<u>Amount</u>
12-Month Employees, Full-Time, Hourly			
Albrecht, Jennifer	Information Technology	07-01-24	\$31.12
Altman, Riley	Admissions	07-01-24	\$24.44
Anderson, Curtis	Custodial	07-01-24	\$23.16
Arnoldy, David	Custodial	07-01-24	\$39.93
Avdic, Darko	Custodial	07-01-24	\$22.49
Beck, Kelly	Administrative Assistant	07-01-24	\$24.91
Buseman, Nathan	Financial Aid	07-01-24	\$33.07
Buxton, Craig	Custodial	07-01-24	\$21.38
Chabala, Stephen	Custodial	07-01-24	\$23.27
Dyke, Amy	Custodial	07-01-24	\$23.77
Hollingshead, Kyle	Custodial	07-01-24	\$20.94
Hout, Lori	Information Technology	07-01-24	\$34.10
Johannsen, Jessica	Administrative Assistant	07-01-24	\$23.97
Johnson, Brent	Custodial	07-01-24	\$22.04
Johnson, Troy	Custodial	07-01-24	\$29.41
Kottke-Bell, Kayla	Administrative Assistant	07-01-24	\$27.32
Kramer-Hermanson, M.	Custodial	07-01-24	\$28.00
Landhuis, Carmen	Marketing	07-01-24	\$28.64
Leffring, Holly	Business Office	07-01-24	\$28.04
Mayer, Eric	Custodial	07-01-24	\$23.59
Menholt, Jade	Bookstore	07-01-24	\$22.56
Muhs, Jon	Financial Aid	07-01-24	\$33.07
Noble, Caleb	Information Technology	07-01-24	\$32.81
Oorlog, Lori	Information Technology	07-01-24	\$34.10
Piskic, Hajrudin	Custodial	07-01-24	\$22.04
Rau, Brooklyn	Administrative Assistant	07-01-24	\$23.28

D3. **FY2023-2024 Wage Rates, continued**

Name	Location/Position	Effective Date	Amount
12-Month Employees, Full-Time, Hourly			
Sahuric, Ferid	Custodial	07-01-24	\$23.37
Sandstede, Kevin	Custodial	07-01-24	\$29.98
Sauer, Dennis	Custodial	07-01-24	\$21.38
Schuette, Amanda	Administrative Assistant	07-01-24	\$23.28
Simonsen, Laura	Food Service	07-01-24	\$24.83
Strouth, Erica	Student Success	07-01-24	\$27.85
Valdez, Martin	Business Office	07-01-24	\$28.93
Valentine, Bryan	Custodial	07-01-24	\$20.49
Vanbriesen, Tonya	Business Office	07-01-24	\$28.04
Vis, Ashley	Student Success	07-01-24	\$25.47
Weeldreyer, Bill	Custodial	07-01-24	\$20.49
Weerheim, Erin	Business Office	07-01-24	\$36.22
Welch, John	Custodial	07-01-24	\$20.72
Woodard, Judy	Bookstore	07-01-24	\$23.04
12-Month Administrators, Full-Time, Annual			
Fischer, Megan	Enrollment Management	07-01-24	\$160,010.00
Griggs, Robert	President	07-01-24	\$196,629.00
Kluin, Richard	Finance & Operations	07-01-24	\$160,010.00
Merritt, Jason	Dean of Curr. & Instruction	07-01-24	\$128,512.00
Mower, Britney	Dean of Curr. & Instruction	07-01-24	\$133,010.00
Possehl, Kristin	Dean of Curr. & Instruction	07-01-24	\$133,010.00
Valdez, Benjamin	Academic Affairs	07-01-24	\$160,010.00
VanLaecken, Erik	Information Technology	07-01-24	\$147,460.00
186-Day Faculty, Full-Time, Annual			
Adamson, Heather	General Education	07-01-24	\$74,582.00
Albers, Diana	Nursing & Health	07-01-24	\$74,582.00
Anderson, Adam	Diesel Technology	07-01-24	\$67,124.00
Bezdichek, Michael	Electrician	07-01-24	\$67,124.00
Bird, Tracy	Nursing & Health	07-01-24	\$79,555.00
Byall, Jennifer	General Education	07-01-24	\$74,582.00
Carlson, Rebecca	Nursing & Health	07-01-24	\$69,610.00
Cermak, Audree	Veterinary Technology	07-01-24	\$67,124.00
Christian, Becca	Nursing & Health	07-01-24	\$72,819.00
Conrad, Anthony	Media Design	07-01-24	\$69,610.00
Cox, Bryan	Mechatronics	07-01-24	\$74,582.00
Cruse, Laura	General Education	07-01-24	\$77,673.00
Davis, Chris	Business Administration	07-01-24	\$74,582.00
Davis, Dana	Collision	07-01-24	\$67,124.00
Ebbing, Michael	Business Administration	07-01-24	\$74,582.00
Eisenvos, Daniel	HVAC	07-01-24	\$74,582.00
Frentz, Patrick	Digital Media	07-01-24	\$60,782.00
Garcia, Joshua	Automotive	07-01-24	\$62,151.00
Gries, Keith	Law Enforcement	07-01-24	\$67,124.00
Haase, Tori	Nursing & Health	07-01-24	\$66,321.00

D3. **FY2023-2024 Wage Rates, continued**

<u>Name</u>	<u>Location/Position</u>	<u>Effective Date</u>	<u>Amount</u>
186-Day Faculty, Full-Time, Annual			
Haynes, Matthew	Construction Mngmt.	07-01-24	\$69,610.00
Honey, Andrew	CIS	07-01-24	\$65,774.00
Hunter, Marcus	Electrician	07-01-24	\$67,124.00
Johnson, Jarrod	HVAC	07-01-24	\$67,124.00
Kassing, Elizabeth	Engineering	07-01-24	\$74,582.00
Larsen, Kristin	General Education	07-01-24	\$79,555.00
LeLoux, Loretta	Early Childhood	07-01-24	\$74,582.00
Letsche, Paul	Engineering	07-01-24	\$67,124.00
McGuire, Annie	Nursing & Health	07-01-24	\$64,640.00
Mekelburg, Erin	CIS	07-01-24	\$74,582.00
Nussbaum, Sarah	Nursing & Health	07-01-24	\$74,582.00
Olson, Julie	General Education	07-01-24	\$79,555.00
Pepper, Merrel	CIS	07-01-24	\$79,555.00
Peters, Dennis	Business Administration	07-01-24	\$77,068.00
Saugstad, Jeanette	Nursing & Health	07-01-24	\$69,610.00
Schaffer, Kenneth	CIS	07-01-24	\$69,610.00
Schmidt, Mark	Engineering	07-01-24	\$72,098.00
Schwebach, Gregory	Engineering	07-01-24	\$66,321.00
Shotkoski, Kevin	Diesel Technology	07-01-24	\$72,098.00
Solberg, Megan	Nursing & Health	07-01-24	\$74,582.00
Steinmetz, Jason	Diesel Technology	07-01-24	\$67,124.00
Stelley, Lynard	Welding	07-01-24	\$67,124.00
VanOverbeke, Jeffrey	General Education	07-01-24	\$77,068.00
Vettrus, Jill	General Education	07-01-24	\$79,555.00
Wagaman, Chelsea	Nursing & Health	07-01-24	\$67,968.00
Warkenthien, Richard	Media Design	07-01-24	\$69,610.00
Weber, Jessica	Business Administration	07-01-24	\$74,582.00
Weihe, Kimberly	Business Administration	07-01-24	\$74,582.00
Wellnitz, Kristin	General Education	07-01-24	\$79,555.00
Wendell, John	Collision	07-01-24	\$72,098.00
Williams, Brian	Business Administration	07-01-24	\$77,068.00
Wohlwend, Bruce	CIS	07-01-24	\$77,068.00
206-Day Faculty, Full-Time, Annual			
Berry, Vincent	Plumbing	07-01-24	\$71,589.00
Borgen, Cory	Sports Turf Mgmt.	07-01-24	\$82,601.00
Burshiem, Erica	Nursing & Health	07-01-24	\$71,632.00
DeHaai, Sarah	Nursing & Health	07-01-24	\$77,096.00
Devorak, Lisha	Nursing & Health	07-01-24	\$82,601.00
Do, Doanh	Nursing & Health	07-01-24	\$73,454.00
Grogan, Traci	Nursing & Health	07-01-24	\$76,076.00
Howard, Dennis	Welding	07-01-24	\$77,096.00
Jensen, Marcia	Nursing & Health	07-01-24	\$77,096.00
Miller, Richard	Law Enforcement	07-01-24	\$74,342.00
Otto, Josette	Nursing & Health	07-01-24	\$74,342.00
Penning, Jolene	Nursing & Health	07-01-24	\$79,848.00

D3. **FY2023-2024 Wage Rates, continued**

<u>Name</u>	<u>Location/Position</u>	<u>Effective Date</u>	<u>Amount</u>
206-Day Faculty, Full-Time, Annual			
Pepper, Dustin	Nursing & Health	07-01-24	\$85,356.00
Pottratz, Jennifer	Nursing & Health	07-01-24	\$88,109.00
Prouty, Terry	Automotive Technology	07-01-24	\$74,342.00
Schwartz, Colette	Nursing & Health	07-01-24	\$82,601.00
Stoltenburg, Nathan	Construction	07-01-24	\$74,342.00
226-Day Faculty, Full-Time, Annual			
Anderson, Sarah	Nursing & Health	07-01-24	\$84,581.00
Atkinson, Alexander	CDL	07-01-24	\$84,581.00
Burns, Shannan	Nursing & Health	07-01-24	\$78,539.00
Ellerbusch, Jenna	Nursing & Health	07-01-24	\$84,581.00
Entringer, Stephanie	Nursing & Health	07-01-24	\$90,621.00
Gacke, Bridgett	Nursing & Health	07-01-24	\$90,621.00
Jordahl, Lindsay	Nursing & Health	07-01-24	\$84,581.00
Landeen, Angela	Nursing & Health	07-01-24	\$96,661.00
Osborn, Michelle	Nursing & Health	07-01-24	\$90,621.00
Ringling, Benjamin	Horticulture	07-01-24	\$90,621.00
Rivere, Brittany	Nursing & Health	07-01-24	\$90,621.00
Sparkman, Jennifer	Nursing & Health	07-01-24	\$90,621.00
Stahl, Emily	Veterinary Technology	07-01-24	\$94,378.00
Vanden Bosch, Raquel	Nursing & Health	07-01-24	\$87,600.00
Ware, Brian	CDL	07-01-24	\$78,539.00
Willer, Lexie	Nursing & Health	07-01-24	\$80,583.00
210-Day Employees, Full-Time, Annual			
Fischer, Anna	Enrollment Management	07-01-24	\$70,735.00
Keyes, Jennifer	Adult Education & Lit.	07-01-24	\$76,286.00
Langbehn, Amber	Nursing & Health	07-01-24	\$67,417.00
12-Month Employees, Full-Time, Annual			
Anderson, Alexander	Student Success	07-01-24	\$75,845.00
Bormann, Amanda	Information Technology	07-01-24	\$114,336.00
Carruthers, Tara	Student Success	07-01-24	\$74,323.00
Dose, Thomas	Information Technology	07-01-24	\$96,088.00
Eklund, Anne	Adult Education & Lit.	07-01-24	\$71,304.00
Fiala, Hayden	Admissions	07-01-24	\$57,470.00
Fjelland, Lauren	Enrollment Management	07-01-24	\$72,799.00
Friesz, Ethan	Information Technology	07-01-24	\$75,084.00
Furth, Shannon	Admissions	07-01-24	\$79,654.00
Gefroh, Heidi	Human Resources	07-01-24	\$94,415.00
Hansen, Micah	Financial Aid	07-01-24	\$92,643.00
Jones, Dayna	Enrollment Management	07-01-24	\$78,510.00
Kramer, Jaclyn	Nursing & Health	07-01-24	\$116,656.00
Lambley, Jennifer	Marketing	07-01-24	\$86,725.00
Letcher, Deborah	Nursing & Health	07-01-24	\$123,614.00
Letcher, Maria	Student Housing	07-01-24	\$71,276.00

D3. **FY2023-2024 Wage Rates, continued**

Name	Location/Position	Effective Date	Amount
12-Month Employees, Full-Time, Annual			
Oswald, Vicki	Administrative Assistant	07-01-24	\$80,416.00
Pommer, Jacqueline	Academic Affairs	07-01-24	\$115,496.00
Prokop, Marcella	Dir. Of Access/Opportunity	07-01-24	\$88,212.00
Quittem, Melissa	Testing Cener	07-01-24	\$66,161.00
Rathsachack, Ashley	Admissions	07-01-24	\$64,919.00
Rinehart, Ronda	Business Office	07-01-24	\$94,415.00
Robson, Lynette	Financial Aid	07-01-24	\$87,546.00
Rogotzke, Kelli	Student Success	07-01-24	\$78,132.00
Rowbotham, Aaron	Student Housing	07-01-24	\$58,091.00
Sanford, Emily	Academic Affairs	07-01-24	\$81,179.00
Schneider, Nicholas	Associate Dean	07-01-24	\$115,496.00
Shoenrock, Shelly	Food Service	07-01-24	\$63,678.00
Skiff, Jason	Bookstore	07-01-24	\$77,369.00
Stephens, Michael	Business Office	07-01-24	\$101,821.00
Strouth, Gerard	Information Technology	07-01-24	\$117,816.00
Sundquist, Allison	Admissions	07-01-24	\$64,919.00
Vandekamp, Sarah	Perkins Director	07-01-24	\$77,369.00
Vortherms, Kristie	Enrollment Management	07-01-24	\$114,521.00
Williamson, Stephen	Foundation Director	07-01-24	\$99,909.00
Zillgitt, Emily	Admissions	07-01-24	\$62,436.00
220-Day Employees, Full-Time, Annual			
Carlson, Elena	Adult Education & Lit.	07-01-24	\$55,296.00
Harder, Elizabeth	Student Success	07-01-24	\$72,713.00
Sjogren, Robin	Scarborough	07-01-24	\$49,277.00
Skorczewski, Tami	Scarborough	07-01-24	\$74,105.00
Scarborough Program Assistants, Full-Time, Hourly			
Gustafson, Anastacia	Scarborough	07-01-24	\$21.05
Headington, Tiffany	Scarborough	07-01-24	\$21.76
Trenary, Debra	Scarborough	07-01-24	\$20.65
Woessner, Connor	Scarborough	07-01-24	\$21.97
12-Month Custodial, Full-Time, Hourly, Shift Differential			
Anderson, Curtis	Custodial	07-01-24	\$23.76
Arnoldy, David	Custodial	07-01-24	\$40.53
Avdic, Darko	Custodial	07-01-24	\$23.09
Buxton, Craig	Custodial	07-01-24	\$21.98
Dyke, Amy	Custodial	07-01-24	\$24.37
Hollingshead, Kyle	Custodial	07-01-24	\$21.54
Johnson, Brent	Custodial	07-01-24	\$22.64
Johnson, Troy	Custodial	07-01-24	\$30.01
Kramer-Hermanson, M.	Custodial	07-01-24	\$28.60
Mayer, Eric	Custodial	07-01-24	\$24.19
Piskic, Hajrudin	Custodial	07-01-24	\$22.64
Sahuric, Ferid	Custodial	07-01-24	\$23.97

D3. **FY2023-2024 Wage Rates, continued**

<u>Name</u>	<u>Location/Position</u>	<u>Effective Date</u>	<u>Amount</u>
12-Month Custodial, Full-Time, Hourly, Shift Differential			
Sandstede, Kevin	Custodial	07-01-24	\$30.58
Sauer, Dennis	Custodial	07-01-24	\$21.98
Valentine, Bryan	Custodial	07-01-24	\$21.09
Welch, John	Custodial	07-01-24	\$21.32

Employee Student Club Advisors, Stipend

Anderson, Alexander	Bowling	07-01-24	\$1,320.50
Anderson, Alexander	Student Organization	07-01-24	\$3,286.00
Berry, Vincent	Student Organization	07-01-24	\$3,286.00
Borgen, Cory	Student Organization	07-01-24	\$3,286.00
Fjelland, Lauren	Volleyball	07-01-24	\$1,694.50
Frentz, Patrick	Student Organization	07-01-24	\$3,286.00
Gries, Keith	Student Organization	07-01-24	\$530.00
Hansen, Micah	Student Organization	07-01-24	\$530.00
Harder, Elizabeth	Student Organization	07-01-24	\$1,060.00
Huizing, Susanne	Student Organization	07-01-24	\$530.00
Kassing, Elizabeth	Student Organization	07-01-24	\$1,643.00
Landhuis, Carmen	Bowling	07-01-24	\$2,800.00
LeLoux, Loretta	Student Organization	07-01-24	\$3,286.00
Letsche, Paul	Student Organization	07-01-24	\$1,643.00
Osborn, Michelle	Soccer	07-01-24	\$3,389.00
Pottratz, Jennifer	Student Organization	07-01-24	\$3,286.00
Prokop, Marcella	Student Organization	07-01-24	\$530.00
Prouty, Terry	Student Organization	07-01-24	\$3,286.00
Ringling, Benjamin	Student Organization	07-01-24	\$3,286.00
Rogotzke, Kelli	Basketball	07-01-24	\$1,400.00
Rogotzke, Kelli	Disc Golf	07-01-24	\$2,800.00
Schwebach, Gregory	Student Organization	07-01-24	\$1,643.00
Valdez, Martin	Student Organization	07-01-24	\$530.00
Vis, Ashley	Volleyball	07-01-24	\$1,694.50
Vis, Ashley	Basketball	07-01-24	\$1,400.00
Weihe, Kimberly	Student Organization	07-01-24	\$530.00
Willer, Lexie	Student Organization	07-01-24	\$1,095.33
Williams, Brian	Trap Shooting	07-01-24	\$2,800.00

D4. **Change of Status**

<u>Name</u>	<u>Delete</u>	<u>Add</u>	<u>Effective Date</u>
Otto, Josette	Surgical Technician Instructor	Surgical Technician Instructor	07-01-24
	206 Day, 1.0 FTE Level 3, Step 10 \$71,482/year	206-Day, 1.0 FTE Level 5, Step 10 \$79,848/year	

D3. **Change of Status, continued**

<u>Name</u>	<u>Location/Position</u>	<u>Effective Date</u>	<u>Amount</u>
Pepper, Dustin	Nursing Instructor 206-Day, 1.0 FTE Level 7, Step 10 \$82,073/year	Nursing Instructor 226-Day, 1.0 FTE Level 5, Step 10 \$87,600/year	07-01-2024

Action ST00844

Vice President for Enrollment Management Megan Fischer and Academic Dean Jason Merritt presented the Summer 2024 Camps and Activities Report (MRF #ST623). Southeast Technical College has partnerships with CTE, USD, Avera, Sanford, Stockwell Engineers, ACEC and AGC as well as Brandon Valley High School and Harrisburg High School to help provide young people career and college exploration opportunities. STC hosted 330 students with career and college exploration opportunities in June and July. Upcoming and ongoing events for the 2024-2025 academic school year were also discussed.

Following general discussion, a motion was made by Nan Kelly and seconded by Marc Murren, five (5) votes “yes” on roll call **acknowledging the Summer 2024 Camps and Activities Report.**

Action ST00845

Director of Institutional Effectiveness Jackie Pommer presented the Strategic Plan Update Report (MRF #624). Continuous Quality Improvement helps Southeast Technical College navigate the path necessary to fulfill our mission developed in 2016, *To educate individuals for dynamic and rewarding careers that promote lifetime success and meet the workforce needs of our region.* STC’s vision is to fulfill our mission with *educational excellence for tomorrow’s workforce.* Both the mission and vision were driving forces in developing “Vision 2025”, the STC three-year strategic plan. Vision 2025 Committees were created to align with each strategic priority and help the campus community carry out the important tactical work of realizing each goal under the six strategic priority areas. Recent adoption of the Watermark Planning and Self-Study system has allowed campus employees to enter and track yearly and overall progress toward strategic planning goals that help keep STC at the forefront in SD and the region.

The report recapped the first two years of the STC strategic plan in the six strategic priority areas and associated goals and tactics of “Vision 2025”: 1. Partnerships, 2. Academic Excellence, 3. Access, 4. Organizational Culture, 5. Marketing and Awareness, 6. Student Support

Action ST00846

On motion by Dawn Marie Johnson and seconded by Gail Swanson, five (5) votes “yes” on roll call, the School Board **adjourned** at 4:53 p.m.

CARLY REITER
Presiding Officer

TODD VIK
Business Manager

SIOUX FALLS SCHOOL BOARD
Wednesday, September 4, 2024 4:00 p.m.

Carly Reiter
President

Instructional Planning Center
201 East 38th Street, Sioux Falls

Cory Clasemann
Southeast Tech President

This agenda may also be viewed on the District and Southeast Tech's website: www.sf.k12.sd.us and www.southeasttech.edu

AGENDA

1. Call to Order
2. Pledge of Allegiance
3. Good News Report
4. Approval of Minutes of Meeting Held on August 7, 2024
5. Persons Wishing to Address the School Board on Non-Agenda Items
6. Persons Wishing to Address the School Board on Agenda Items
7. Approval of Agenda
8. Conflicts of Interest
9. Approval of Consent Agenda
 - A. Authorizations and Ratifications
 1. Approval of Contracts
 2. Approval/Ratification of Purchase Orders
 3. Amendment to Previous School Board Action
 4. Amendment to Regular Meeting Date
 - B. Approval of Consolidated Report of Trust and Agency Funds
 - C. Approval of Vice President of Finance and Operations Report
 - D. Approval of Personnel Report
10. Reports of the President
 - A. Access and Workforce Opportunity Update
 - B. Student Success Center and ARC
 - C. Prior Fiscal Year and PreAudit Report
11. Adjournment

1. Approval of Contracts

Cory Clasemann 367-8355

Authorizing the President to enter into and execute contracts, for and on behalf of the Southeast Technical College, as follows:

Item No.	Contract Number	Contractor	Project	Cost
a.	25-002, MF	Modern Campus	Website CMS 3-year Renewal \$33,733.62 in FY25 \$35,420.31 in FY26 \$37,191.37 in FY27	\$106,345.30
b.	25-003, MF	SDNA	FY25 Media Buy	\$16,802.50

2. Approval/Ratification of Purchase Orders

Rich Kluin 367-5692

Authorizing the Business Manager to issue Purchase Order(s) requiring additional approval of the School Board as follows:

Item	PO No.	Vendor	Description	Total Cost
a.	S2501803	CC Products LLC	Clothing for Resale	\$20,000.00
b.	S2501804	ATI Assessment Technologies	ATI RN Codes for Resale	\$74,750.00
c.	S2501806	ATI Assessment Technologies	ATI LPN Codes for Resale	\$99,750.00
d.	S2501909	SMI International Corp	Microsoft Campus Agreement (Student/Employee)	\$69,024.84
e.	S2502089	SD Newspaper Association	Advertisements	\$16,645.00
f.	S2502185	Pfeifer Implement Co.	Toolcat, Snowblower, Broom Accessories	\$88,740.00
g.	S2502186	Electric Supply Company	Batteries, Bypass Switch for Hub Lighting Inverter	\$15,600.00

3. Amendment to Previous School Board Action

Heidi Gefroh 367-5743

Amending Action ST00843.D.3, dated August 7, 2024 FY2023-2024 Wage Rates. Amending date from FY2023-2024 to FY2024-2025 Wage Rates.

4. Amendment to Regular Meeting Date

Cory Clasemann 367-8355

Amending Action ST00838.A13, adopted 07.08.24 Establishment of 1st Wednesday of Each Month as Regular Meetings, to reflect the regular meeting date of the School Board for the fiscal year scheduled to be held 4:00 pm on Wednesday, January 1, 2025 moved to 4:00 pm on Wednesday, January 8, 2025 due to the holiday.

SOUTHEAST TECHNICAL COLLEGE
2320 N. Career Ave.
Sioux Falls, SD 57107

CONSOLIDATED REPORT OF TRUST AND AGENCY FUNDS

	Balance 7/1/2024	Received to date	Disbursed to date	Balance 7/31/2024
STC Bookstore	\$ 34,241.55	\$ 169.84	\$ -	\$ 34,411.39
STC EFT	\$ 711,543.15	\$ 52,406.64	\$ -	\$ 763,949.79
STC Tuition & Fees	\$ 1,814,579.07	\$ 2,968,105.96	\$ 1,849,227.66	\$ 2,933,457.37
STC T & A	\$ 105,673.19	\$ 529.50	\$ -	\$ 106,202.69
STC ACH	\$ 4,850.45	\$ 23.64	\$ -	\$ 4,874.09
STC Blue Bucks	\$ 23,135.54	\$ 1,033.81	\$ 78.91	\$ 24,090.44
TOTALS	<u>\$ 2,694,022.95</u>	<u>\$ 3,022,269.39</u>	<u>\$ 1,849,306.57</u>	<u>\$ 3,866,985.77</u>

**SIOUX FALLS SCHOOL DISTRICT NO. 49-5
OF MINNEHAHA COUNTY, SOUTH DAKOTA**
Thru 13th month, State Aid Report

TO: School Board
Southeast Tech Funds on hand June 30, 2024:

POST-SECONDARY VOCATIONAL FUND #23

STC T & A Cash - 06.30.23	\$ 3,288,538.30	
First Interstate, Checking, #3047444	2,641,535.31	
First Interstate, Savings, #5035221	4,373.88	
Payroll	-	
Total Post-Secondary Vocational Fund	<u>5,934,447.49</u>	<u>\$ 5,934,447.49</u>

POST-SECONDARY VOCATIONAL BOOKSTORE FUND #52

STC T & A Cash - 06.30.23	\$ 64,740.87	
First Interstate, Checking, #3047444	107,559.94	
Payroll	-	
Total Post-Secondary Bookstore Fund	<u>172,300.81</u>	<u>\$ 172,300.81</u>

POST-SECONDARY VOCATIONAL FOOD SERVICE #53

STC T & A Cash - 06.30.23	\$ 3,059.79	
First Interstate, Checking, #3047444	(16,969.84)	
Payroll	-	
Total Post-Secondary Food Service Fund	<u>(13,910.05)</u>	<u>\$ (13,910.05)</u>

POST-SECONDARY VOCATIONAL CHILD CARE #54

STC T & A Cash - 06.30.23	\$ 10,254.96	
First Interstate, Checking, #3047444	56,408.82	
Payroll	-	
Total Post-Secondary Childcare Fund	<u>66,663.78</u>	<u>\$ 66,663.78</u>

Total All Funds \$ 6,159,502.03

POST SECONDARY - VOCATIONAL FUND

Thru 13th Month, State Aid Report

	FY24 BUDGET	JUN '24 YTD	JUN '24 PERCENT	JUN '23 YTD	JUN '23 PERCENT
REVENUES:					
STUDENT CHARGES:					
Tuition	\$ 7,112,905	\$ 7,307,734	102.74%	\$ 7,212,911	104.86%
Fees	6,826,057	7,075,977	103.66%	6,649,844	102.06%
Corporate Education	357,000	250,072	70.05%	363,790	144.26%
STATE SUPPORT:					
State Aid	10,638,336	10,960,910	103.03%	9,024,823	98.02%
Other State	6,302,799	4,721,298	74.91%	1,242,765	24.12%
FEDERAL SUPPORT:					
Perkins	874,206	868,511	99.35%	741,921	88.35%
ABE	154,625	201,646	130.41%	110,548	43.17%
Other Federal	1,279,784	1,083,974	84.70%	2,122,005	78.48%
LOCAL SUPPORT:					
Grants/Donations	4,689,402	4,329,464	92.32%	1,171,183	24.66%
Other Local	1,347,657	1,720,186	127.64%	1,563,615	125.96%
TOTAL REVENUES:	\$ 39,582,771	38,519,771	97.31%	\$ 30,203,404	79.91%
EXPENDITURES:					
WAGES - FULLTIME:					
Administrative	\$ 1,177,673	\$ 1,186,722	100.77%	\$ 1,111,156	101.00%
Instructional	7,045,367	7,041,513	99.95%	6,165,287	98.86%
Support	5,996,971	5,735,425	95.64%	5,041,476	95.17%
WAGES - OTHER:					
Instructional - Other	1,112,971	1,109,021	99.65%	1,201,483	110.60%
Support - Other	363,850	370,969	101.96%	246,563	96.14%
BENEFITS:					
Insurance - Dental	137,877	132,513	96.11%	119,093	91.30%
Insurance - Medical	2,307,981	2,009,645	87.07%	1,934,927	86.88%
Insurance - Other	68,381	82,037	119.97%	67,757	111.79%
Retirement	2,000,896	1,957,690	97.84%	1,736,568	94.79%
SERVICES:					
Advertising	373,200	417,934	111.99%	343,978	90.28%
Legal	54,900	52,891	96.34%	51,025	102.05%
Maintenance/Repair	195,800	310,468	158.56%	189,699	91.05%
Postage	130,125	111,119	85.39%	124,847	102.25%
Printing/Publishing	139,200	120,040	86.24%	130,261	109.05%
Professional/Technical	833,100	780,751	93.72%	1,370,787	107.95%
Property	262,600	279,221	106.33%	295,700	150.10%
Rentals	263,100	329,273	125.15%	30,667	44.99%
Software Upgrades	662,400	717,873	108.37%	746,224	94.14%
Travel	178,970	228,774	127.83%	240,113	136.72%
Utilities	672,500	723,290	107.55%	713,256	100.25%
SUPPLIES:					
Equipment - Noncapital	155,569	539,827	347.00%	528,868	253.36%
Food	112,576	131,431	116.75%	124,623	142.63%
Instructional Supplies	541,736	644,666	119.00%	551,646	93.85%
Other	384,360	444,816	115.73%	406,322	109.10%
Resale	620,900	603,401	97.18%	628,119	110.46%
Software	287,815	308,915	107.33%	296,482	240.41%
OTHER:					
Bad Debt	175,000	571,088	326.34%	267,168	197.90%
Dues/Fees	436,730	528,341	120.98%	461,535	105.57%
Liability Insurance	120,000	128,668	107.22%	119,927	104.28%
Miscellaneous	134,400	134,105	99.78%	132,752	99.07%
SUBTOTAL - OPERATING:	\$ 26,946,948	\$ 27,732,427	102.91%	\$ 25,378,309	101.14%
EQUIPMENT:					
Building Improvements	\$ 4,781,640	\$ 3,418,906	71.50%	\$ 1,880,856	34.19%
Equipment	7,111,696	5,093,528	71.62%	2,305,267	30.60%
Information Technology	88,000	83,876	95.31%	110,654	125.74%
Land Improvements	709,117	164,774	23.24%	129,429	42.92%
SUBTOTAL - CAPITAL:	\$ 12,690,453	\$ 8,761,084	69.04%	\$ 4,426,205	32.97%
TOTAL EXPENDITURES:	\$ 39,637,401	36,493,511	92.07%	\$ 29,804,515	77.38%
REVENUE OVER (UNDER) EXPENSE:	\$ (54,630)	\$ 2,026,260		\$ 398,889	

POST SECONDARY - BOOKSTORE

Thru 13th Month, State Aid Report

	FY24 BUDGET	JUN '24 YTD	JUN '24 PERCENT	JUN '23 YTD	JUN '23 PERCENT
REVENUES:					
STUDENT CHARGES:					
Tuition	\$ -	\$ -	0.00%	\$ -	0.00%
Fees	-	-	0.00%	-	0.00%
Corporate Education	-	-	0.00%	-	0.00%
STATE SUPPORT:					
State Aid	-	-	0.00%	-	0.00%
Other State	-	-	0.00%	-	0.00%
FEDERAL SUPPORT:					
Perkins	-	-	0.00%	-	0.00%
ABE	-	-	0.00%	-	0.00%
Other Federal	-	-	0.00%	-	0.00%
LOCAL SUPPORT:					
Grants/Donations	-	-	0.00%	-	0.00%
Other Local	2,160,000	2,062,925	95.51%	1,821,016	95.54%
TOTAL REVENUES:	\$ 2,160,000	\$ 2,062,925	95.51%	\$ 1,821,016	95.54%
EXPENDITURES:					
WAGES - FULLTIME:					
Administrative	\$ -	\$ -	0.00%	\$ -	0.00%
Instructional	-	-	0.00%	-	0.00%
Support	168,832	169,289	100.27%	160,456	103.12%
WAGES - OTHER:					
Early Retirement	-	-	0.00%	-	0.00%
Instructional - Other	-	-	0.00%	-	0.00%
Support - Other	75,000	55,062	73.42%	44,341	177.36%
BENEFITS:					
Insurance - Dental	1,516	1,522	100.42%	1,450	77.57%
Insurance - Medical	28,000	27,295	97.48%	26,388	85.18%
Insurance - Other	918	862	93.86%	1,212	141.24%
Retirement	22,710	24,533	108.03%	22,315	106.52%
SERVICES:					
Advertising	-	1,013	100.00%	-	0.00%
Legal	-	-	0.00%	-	0.00%
Maintenance/Repair	-	-	0.00%	-	0.00%
Postage	16,000	19,828	123.92%	17,222	78.28%
Printing/Publishing	-	-	0.00%	606	100.00%
Professional/Technical	-	-	0.00%	-	0.00%
Property	-	-	0.00%	-	0.00%
Rentals	-	-	0.00%	-	0.00%
Software Upgrades	-	-	0.00%	-	0.00%
Travel	2,400	1,491	62.11%	3,442	86.05%
Utilities	-	-	0.00%	-	0.00%
SUPPLIES:					
Equipment - Noncapital	-	-	0.00%	2,532	100.00%
Food	200	559	279.32%	256	255.91%
Instructional Supplies	-	-	0.00%	-	0.00%
Other	54,500	29,825	54.72%	7,419	100.00%
Resale	1,677,800	1,701,710	101.43%	1,339,601	86.43%
Software	-	-	0.00%	-	0.00%
OTHER:					
Bad Debt	400	-	0.00%	1,080	100.00%
Dues/Fees	88,300	115,992	131.36%	89,150	111.44%
Liability Insurance	-	-	0.00%	-	0.00%
Miscellaneous	7,300	5,344	73.20%	5,955	297.77%
Depreciation	6,400	6,475	101.17%	6,475	62.43%
SUBTOTAL - OPERATING:	\$ 2,150,276	\$ 2,160,799	100.49%	\$ 1,729,900	90.87%
EQUIPMENT:					
Building Improvements	\$ -	\$ -	0.00%	\$ -	0.00%
Equipment	-	-	0.00%	-	0.00%
Information Technology	-	-	0.00%	-	0.00%
Land Improvements	-	-	0.00%	-	0.00%
SUBTOTAL - CAPITAL:	\$ -	\$ -	0.00%	\$ -	0.00%
TOTAL EXPENDITURES:	\$ 2,150,276	\$ 2,160,799	100.49%	\$ 1,729,900	90.87%
REVENUE OVER (UNDER) EXPENSE:	\$ 9,724	\$ (97,874)		\$ 91,116	

POST SECONDARY - FOOD SERVICE

Thru 13th Month, State Aid Report

	FY24 BUDGET	JUN '24 YTD	JUN '24 PERCENT	JUN '23 YTD	JUN '23 PERCENT
REVENUES:					
STUDENT CHARGES:					
Tuition	\$ -	\$ -	0.00%	\$ -	0.00%
Fees	-	-	0.00%	-	0.00%
Corporate Education	-	-	0.00%	-	0.00%
STATE SUPPORT:					
State Aid	-	-	0.00%	-	0.00%
Other State	-	-	0.00%	-	0.00%
FEDERAL SUPPORT:					
Perkins	-	-	0.00%	-	0.00%
ABE	-	-	0.00%	-	0.00%
Other Federal	-	-	0.00%	-	0.00%
LOCAL SUPPORT:					
Grants/Donations	-	-	0.00%	-	0.00%
Other Local	395,300	395,029	99.93%	361,274	91.46%
TOTAL REVENUES:	\$ 395,300	\$ 395,029	99.93%	\$ 361,274	91.46%
EXPENDITURES:					
WAGES - FULLTIME:					
Administrative	\$ -	\$ -	0.00%	\$ -	0.00%
Instructional	-	-	0.00%	-	0.00%
Support	109,713	112,989	102.99%	96,591	105.21%
WAGES - OTHER:					
Early Retirement	-	-	0.00%	-	0.00%
Instructional - Other	-	-	0.00%	-	0.00%
Support - Other	77,000	72,505	94.16%	62,524	93.96%
BENEFITS:					
Insurance - Dental	1,070	1,074	100.41%	1,023	100.41%
Insurance - Medical	14,000	14,078	100.55%	15,038	80.87%
Insurance - Other	932	1,030	110.48%	4,206	539.91%
Retirement	19,320	20,039	103.72%	17,587	111.60%
SERVICES:					
Advertising	-	-	0.00%	10	100.00%
Legal	-	-	0.00%	-	0.00%
Maintenance/Repair	7,900	5,840	73.93%	8,584	143.07%
Postage	-	-	0.00%	-	0.00%
Printing/Publishing	200	-	0.00%	104	20.88%
Professional/Technical	600	600	100.00%	600	40.00%
Property	-	-	0.00%	-	0.00%
Rentals	-	-	0.00%	-	0.00%
Software Upgrades	1,100	-	0.00%	-	0.00%
Travel	-	-	0.00%	-	0.00%
Utilities	-	-	0.00%	-	0.00%
SUPPLIES:					
Equipment - Noncapital	-	287	100.00%	1,114	100.00%
Food	-	-	0.00%	-	0.00%
Instructional Supplies	-	-	0.00%	-	0.00%
Other	23,300	16,791	72.06%	16,294	65.17%
Resale	169,900	162,883	95.87%	154,925	88.53%
Software	-	-	0.00%	-	0.00%
OTHER:					
Bad Debt	-	-	0.00%	-	0.00%
Dues/Fees	2,300	2,817	122.48%	2,351	47.03%
Liability Insurance	-	-	0.00%	-	0.00%
Miscellaneous	6,600	-	0.00%	-	0.00%
Depreciation	19,000	18,444	97.07%	18,978	85.60%
SUBTOTAL - OPERATING:	\$ 452,935	\$ 429,378	94.80%	\$ 399,930	93.08%
EQUIPMENT:					
Building Improvements	\$ -	\$ -	0.00%	\$ -	0.00%
Equipment	-	-	0.00%	-	0.00%
Information Technology	-	-	0.00%	-	0.00%
Land Improvements	-	-	0.00%	-	0.00%
SUBTOTAL - CAPITAL:	\$ -	\$ -	0.00%	\$ -	0.00%
TOTAL EXPENDITURES:	\$ 452,935	\$ 429,378	94.80%	\$ 399,930	93.08%
REVENUE OVER (UNDER) EXPENSE:	\$ (57,635)	\$ (34,349)		\$ (38,656)	

POST SECONDARY - CHILDCARE

Thru 13th Month, State Aid Report

	FY24 BUDGET	JUN '24 YTD	JUN '24 PERCENT	JUN '23 YTD	JUN '23 PERCENT
REVENUES:					
STUDENT CHARGES:					
Tuition	\$ -	\$ -	0.00%	\$ -	0.00%
Fees	-	-	0.00%	-	0.00%
Corporate Education	-	-	0.00%	-	0.00%
STATE SUPPORT:					
State Aid	-	-	0.00%	-	0.00%
Other State	-	-	0.00%	-	0.00%
FEDERAL SUPPORT:					
Perkins	-	-	0.00%	-	0.00%
ABE	-	-	0.00%	-	0.00%
Other Federal	-	-	0.00%	51,912	71.68%
LOCAL SUPPORT:					
Grants/Donations	-	11,181	100.00%	-	0.00%
Other Local	291,000	299,759	103.01%	283,201	97.99%
TOTAL REVENUES:	\$ 291,000	\$ 310,940	106.85%	\$ 335,113	92.72%
EXPENDITURES:					
WAGES - FULLTIME:					
Administrative	\$ -	\$ -	0.00%	\$ -	0.00%
Instructional	-	-	0.00%	-	0.00%
Support	238,806	237,038	99.26%	177,431	88.67%
WAGES - OTHER:					
Early Retirement	-	-	0.00%	-	0.00%
Instructional - Other	-	-	0.00%	-	0.00%
Support - Other	62,000	55,912	90.18%	67,045	310.83%
BENEFITS:					
Insurance - Dental	5,796	4,089	70.56%	2,691	78.27%
Insurance - Medical	97,783	61,067	62.45%	46,240	62.47%
Insurance - Other	2,580	2,730	105.82%	2,236	101.59%
Retirement	31,257	32,881	105.20%	27,474	105.43%
SERVICES:					
Advertising	-	-	0.00%	-	0.00%
Legal	-	-	0.00%	-	0.00%
Maintenance/Repair	-	-	0.00%	-	0.00%
Postage	-	-	0.00%	-	0.00%
Printing/Publishing	-	-	0.00%	-	0.00%
Professional/Technical	10,400	13,668	131.43%	(1,598)	-332.90%
Property	-	-	0.00%	-	0.00%
Rentals	-	2,635	100.00%	2,054	#DIV/0!
Software Upgrades	-	-	0.00%	-	0.00%
Travel	-	1,577	100.00%	-	0.00%
Utilities	-	-	0.00%	-	0.00%
SUPPLIES:					
Equipment - Noncapital	3,200	370	11.56%	650	20.31%
Food	600	1,093	182.22%	679	135.74%
Instructional Supplies	5,000	2,626	52.52%	3,539	#DIV/0!
Other	100	1,223	1223.39%	518	8.63%
Resale	-	-	0.00%	-	0.00%
Software	1,100	1,800	163.64%	1,200	266.67%
OTHER:					
Bad Debt	2,500	(370)	-14.79%	3,353	67.07%
Dues/Fees	500	830	166.00%	430	86.00%
Liability Insurance	-	-	0.00%	-	0.00%
Miscellaneous	5,000	-	0.00%	1,301	43.38%
Depreciation	400	343	85.75%	343	100.00%
SUBTOTAL - OPERATING:	\$ 467,022	\$ 419,514	89.83%	\$ 335,585	96.47%
EQUIPMENT:					
Building Improvements	\$ -	\$ -	0.00%	\$ -	0.00%
Equipment	-	-	0.00%	-	0.00%
Information Technology	-	-	0.00%	-	0.00%
Land Improvements	-	-	0.00%	-	0.00%
SUBTOTAL - CAPITAL:	\$ -	\$ -	0.00%	\$ -	0.00%
TOTAL EXPENDITURES:	\$ 467,022	\$ 419,514	89.83%	\$ 335,585	96.47%
REVENUE OVER (UNDER) EXPENSE:	\$ (176,022)	\$ (108,574)		\$ (472)	

SOUTHEAST TECHNICAL INSTITUTE
STATEMENT OF CASH RECEIPTS, DISBURSEMENTS AND CASH BALANCES
 Thru 13th Month, State Aid Report

	#23	#52	#53	#54
	Post			
	Secondary	Bookstore	Food Service	Child Care
	Vocational	Enterprise	Enterprise	Enterprise
	Fund	Fund	Fund	Fund
Cash Balance June 30, 2024	\$ 3,914,805.92	\$ 93,249.43	\$ (30,581.50)	\$ 16,681.72
Operating Results:				
Revenue:				
Local Sources:				
Tuition/Fees	1,173,894.45	-	-	-
Sales of Goods/Services	24,608.04	113,939.32	21,318.23	44,629.11
Other Sources	391,719.69	392.28	-	5,500.00
State Sources:	4,116,903.67	-	-	-
Federal Sources:	854,744.92	-	-	-
Expenditures:				
Personnel	(108,684.54)	(5,064.25)	(6,135.90)	(16,115.26)
Services	(396,215.83)	(9.85)	-	(57.00)
Supplies	(143,392.64)	(179,374.51)	(2,243.79)	(441.54)
Capital	(303,465.83)	-	-	-
Other	(682,607.86)	(17,415.62)	(20,349.33)	(343.00)
Transfers	-	-	-	-
GASB 84 Reversal	-	-	-	-
(Increase)/Decrease in Assets	(4,114,878.62)	64,637.38	15,930.42	459.99
Increase/(Decrease) in Liabilities	1,207,016.12	101,946.63	8,151.82	16,349.76
Net Cash Provided By (Used In) Operating Activities:	\$ 2,019,641.57	\$ 79,051.38	\$ 16,671.45	\$ 49,982.06
Cash Balance June 30, 2024	\$ 5,934,447.49	\$ 172,300.81	\$ (13,910.05)	\$ 66,663.78
Cash Balance June 30, 2023 (Pre-Audit)	\$ 6,335,687.67	\$ 1,103,622.90	\$ (514.76)	\$ 175,174.40
Operating Results:				
Revenue:				
Local Sources:				
Tuition/Fees	14,633,782.38	-	-	-
Sales of Goods/Services	759,586.48	2,054,011.39	309,758.65	297,030.35
Other Sources	5,290,063.29	8,913.87	85,270.00	13,909.94
State Sources:	15,682,207.77	-	-	-
Federal Sources:	2,154,130.68	-	-	-
Expenditures:				
Personnel	(19,625,427.57)	(278,562.98)	(221,715.40)	(393,718.27)
Services	(4,071,633.78)	(22,332.02)	(6,440.49)	(17,880.41)
Supplies	(2,673,163.29)	(1,732,093.57)	(179,960.71)	(7,112.65)
Capital	(8,761,083.59)	-	-	-
Other	(1,362,202.74)	(127,810.86)	(22,866.06)	(803.16)
Audit	-	-	-	-
GASB 84 Reversal	-	-	-	-
(Increase)/Decrease in Assets	(1,631,747.08)	(856,266.39)	18,801.92	(2,487.96)
Increase/(Decrease) in Liabilities	(795,752.73)	22,818.47	3,756.80	2,551.54
Net Cash Provided By (Used In) Operating Activities:	\$ (401,240.18)	\$ (931,322.09)	\$ (13,395.29)	\$ (108,510.62)
Cash Balance June 30, 2024	\$ 5,934,447.49	\$ 172,300.81	\$ (13,910.05)	\$ 66,663.78

Rich Kluin	8/29/2024
Prepared by	Date

1. **Resignations.** Accepting the resignation of School District Personnel as of the effective date indicated, the personnel having been previously employed by Board Action, as follows:

<u>Name</u>	<u>Location/Position</u>	<u>Effective Date</u>
Student Help, Part-Time		
Cahoy, Harley	Scarborough	08-09-24
VanSurksum, Sophia	Scarborough	08-22-24
Heilman, Kaia	Bookstore	08-27-24
Parker, Liam	Bookstore	08-27-24
Engbrecht, Delaney	Bookstore	08-27-24
Employment Contract, Full-Time		
Jones, Rodney	Custodian	08-09-24
Gustafson, Anastacia	Scarborough	08-21-24
Instructor, Full-Time		
Olson, Julie	General Education	08-08-24
Instructor, Adjunct, Part-Time		
Bennett, Elizabeth	CIS	08-23-24
Lang, Jeffry	Land Survey	08-23-24
Saathoff, Kelly	Business Administration	08-23-24
Swezey, James	Psychology	08-23-24
Other Help, Part-Time		
Fischer, Kayla	Tutor	06-12-24
Fossell, Sheila	Adult Education and Literacy	08-27-24

2. **Employment Recommendations**

<u>Name</u>	<u>Location/Position</u>	<u>Effective Date</u>	<u>Amount</u>
Employment Contract, Full-Time, Annual			
Jorgensen, Kally	Student Success Advisor 12-Month, 1.0 FTE Level 9, Step 9 238 days prorated	08-05-24	\$69,161.34
Rothenberger, Megan	Student Success Advisor 12-Month, 1.0 FTE Level 9, Step 9 238 days prorated	08-05-24	\$69,161.34
McMillin, Nicole	Mental Health Counselor 220-Day, 1.0 FTE Level 9, step 8	07-01-24	\$68,543.00
Employment Contract, Full-Time, Hourly			
Anderson, Troy	Custodian	08-05-24	\$20.27

SOUTHEAST TECH PERSONNEL REPORT

Wednesday, September 4, 2024

12-Month, 1.0 FTE
Level 1, Step 1

Student Help, Part-Time, Hourly

Kruger, Shaelyn	Scarborough	08-21-24	\$15.00
House, Emily	Scarborough	08-21-24	\$15.00
Eich, Kassie	Scarborough	08-19-24	\$15.00
Evans, Ryan	Information Technology	08-26-24	\$15.00
Rand, Aspen	Scarborough	08-27-24	\$15.00
Johnson, Kari	Food Service	08-19-24	\$16.50
Cole, Anna	Marketing	08-23-24	\$15.00

Other Help, Part-Time, Hourly

Kluin, Emily	Tutor	08-12-24	\$25.00
Diego Francisco, Dolores	Food Service	08-12-24	\$16.00
Gannon, Ashley	Tutor	08-15-24	\$25.00

Instructor, Adjunct, Part-Time, Per Credit Hour

Merrill, Kathryn	ASL	08-02-24	\$821.50
Livermont, Miles	CIS	08-14-24	\$821.50
Morris, Roger	CIS	08-12-24	\$943.40
Goldsmith, Sandee	Psychology	08-14-24	\$890.40
Price Lee, Julia	Psychology	08-14-24	\$943.40
Becker, Luke	Business Administration	08-15-24	\$890.40
Sullivan II, Shawn	Real Estate	08-15-24	\$890.40
Buchman, Dean	Engineering	08-12-24	\$890.40
De Zuviria Padlock, Maria	CIS	08-12-24	\$821.50
Halfpop, Emily	Natural Science	08-19-24	\$890.40
Hogan, Stephanie	Environmental Science	08-26-24	\$890.40
Kottke-Bell, Kayla	Student Success	08-21-24	\$890.40
Olson, Julie	Natural Science	08-26-24	\$890.40

Instructor, Adjunct, Part-Time, Clinical Per Hour

Wentworth, Nichole	Nursing & Health	08-05-24	\$34.00
Newcomb, Theresa	Nursing & Health	08-12-24	\$46.00
Walker, Allison	Nursing & Health	08-12-24	\$34.00

Instructor, Adjunct, Summer Semester Stipend

LeLoux, Loretta	FAC100	07-22-24	\$1,780.80
LeLoux, Loretta	FAC099	07-25-24	\$890.40

Employment Contract, Merit Stipend

Arnoldy, David	Custodial	07-01-24	\$2,500.00
Dyke, Amy	Custodial	07-01-24	\$2,500.00
Kramer-Hermanson, M.	Custodial	07-01-24	\$2,500.00
Johnson, Troy	Custodial	07-01-24	\$1,500.00
Chabala, Stephen	Custodial	07-01-24	\$1,500.00
Welch, John	Custodial	07-01-24	\$1,500.00
Hollingshead, Kyle	Custodial	07-01-24	\$1,500.00

Albrecht, Jennifer	Information Technology	07-01-24	\$1,000.00
Bormann, Amanda	Information Technology	07-01-24	\$1,000.00
Dose, Thomas	Information Technology	07-01-24	\$1,000.00
Friesz, Ethan	Information Technology	07-01-24	\$1,000.00
Hout, Lori	Information Technology	07-01-24	\$1,000.00
Noble, Caleb	Information Technology	07-01-24	\$1,000.00
Oorlog, Lori	Information Technology	07-01-24	\$1,000.00
Strouth, Gerard	Information Technology	07-01-24	\$1,000.00
Fjelland, Lauren	Registrar	07-01-24	\$500.00
Jones, Dayna	Registrar	07-01-24	\$1,000.00
Rogotzke, Kelli	Student Success	07-01-24	\$1,000.00
Carruthers, Tara	Student Success	07-01-24	\$1,000.00
Andersen, Alexander	Student Success	07-01-24	\$1,000.00

Employment Contract, Workload Stipend

Stephens, Michael	Business Office	07-01-24	\$5,000.00
Rinehart, Ronda	Business Office	07-01-24	\$5,000.00
Clasemann, Cory	President	08-31-24	\$3,370.04

3. FY2024-2025 Wage Increases

<u>Name</u>	<u>Location/Position</u>	<u>Effective Date</u>	<u>Amount</u>
Other Help, Part-Time, Hourly			
Swier Mosher, Vicki	Testing Center	08-05-24	\$17.00
220-Day Employment Contract, Full-Time, Annual			
Chabala, Robyn	Adult Education & Lit.	07-01-24	\$55,296.00
226-Day Faculty, Full-Time, Annual			
Hansen, Blair	Nursing & Health	07-01-24	\$87,600.00
Specialist Employment Contract, Full-Time, Hourly			
Nielsen, Tracy	Automotive	07-01-24	\$32.81
Penning, Aaron	Automotive	07-01-24	\$32.17
Peterson, Ginger	Nursing & Health	07-01-24	\$34.10
Ruby, Evan	Nursing & Health	07-01-24	\$34.10
South, Jeremy	Automotive	07-01-24	\$33.76

12-Month, Employment Contract, Full-Time, Salary

Dorman, Scott	Admissions	07-01-24	\$75,808.00
---------------	------------	----------	-------------

Amending Action ST00843 adopted **August 7, 2024**, as it pertains to Ashley Vis by deleting the incorrect salary of \$72,927.00 and inserting the correct salary of \$75,845.00 for FY2024-2025.

Amending Action ST00843 adopted **August 7, 2024**, as it pertains to Tara Carruthers by deleting the incorrect salary of \$73,660.00 and inserting the correct salary of \$76,607 for FY2024-2025.

Amending Action ST00843 adopted **August 7, 2024**, as it pertains to Alex Andersen

by deleting the incorrect salary of \$72,927.00 and inserting the correct salary of \$75,845.00 for FY2024-2025.

Amending Action ST00843 adopted **August 7, 2024**, as it pertains to Kelli Rogotzke by deleting the incorrect salary of \$75,126.00.00 and inserting the correct salary of \$78,132.00 for FY2024-2025.

Amending Action ST00843 adopted **August 7, 2024**, as it pertains to Emily Zillgitt by deleting the incorrect salary of \$62,436.00 and inserting the correct salary of \$84,670.00 for FY2024-2025.

HB1182 Pay, annual

Adamson, Heather	English Instructor	07-01-24	\$9,213.00
Anderson, Adam	Diesel Tech Instructor	07-01-24	\$9,770.00
Berry, Vincent	Plumbing Instructor	07-01-24	\$3,351.00
Bezdichek, Michael	Electrical Instructor	07-01-24	\$4,542.00
Cox, Bryan	Mechatronics Instructor	07-01-24	\$17,825.00
Cruse, Laura	English Instructor	07-01-24	\$71.00
Davis, Dana	Collision Instructor	07-01-24	\$1,106.00
Eisenvos, Daniel	HVAC Instructor	07-01-24	\$4,075.00
Garcia, Joshua	Automotive Tech Instructor	07-01-24	\$16,210.00
Haynes, Matthew	Construction Mgmt Instructor	07-01-24	\$843.00
Honey, Andrew	Computer Programming Inst.	07-01-24	\$17,118.00
Howard, Dennis	Welding Instructor	07-01-24	\$1,608.00
Hunter, Marcus	Electrical Instructor	07-01-24	\$3,258.00
Jensen, Marcia	Dental Assisting Instructor	07-01-24	\$9,754.00
Johnson, Jarrod	HVAC Instructor	07-01-24	\$9,770.00
Kassing, Elizabeth	Civil Engineering Instructor	07-01-24	\$8,015.00
Prouty, Terry	Automotive Tech Instructor	07-01-24	\$10,821.00
Schaffer, Kenneth	Computer Network Inst.	07-01-24	\$9,063.00
Schmidt, Mark	Mechanical Engineering Inst.	07-01-24	\$10,315.00
Schwebach, Gregory	Architectural Engineering Ins.	07-01-24	\$14,863.00
Shotkoski, Kevin	Diesel Tech Instructor	07-01-24	\$4,796.00
Stahl, Emily	Veterinary Technology	07-01-24	\$22,267.00
Steinmetz, Jason	Diesel Tech Instructor	07-01-24	\$9,770.00
Stelley, Lynam	Welding Instructor	07-01-24	\$664.00
Stoltenburg, Nathan	Construction Mgmt Instructor	07-01-24	\$598.00
Vanoverbeke, Jeffrey	Speech Instructor	07-01-24	\$1,430.00
Wellnitz, Kristin	Psychology Instructor	07-01-24	\$5,358.00
Willer, Lexie	Nursing & Health	07-01-24	\$6,434.00
Wohlwend, Bruce	CIS Instructor	07-01-24	\$1,620.00

4. CHANGE OF STATUS

<u>Name</u>	<u>Delete</u>	<u>Add</u>	<u>Effective Date</u>
Huizing, Susanne	Academic Resource Center Director 12-Month, 1.0 FTE Level 11, Step 9 \$88,212.00/year	Director of Student Success 12-Month, 1.0 FTE Level 11, Step 9 \$88,212.00/year	08-05-24

SOUTHEAST TECH PERSONNEL REPORT

Wednesday, September 4, 2024

DeHaai, Sarah	Nursing Instructor 206-Day, 1.0 FTE Level 4, Step 10 \$77,096/year	Nursing Instructor 206-Day, 1.0 FTE Level 6, Step 10 \$82,601/year	07-01-24
Hansen, Blair	Medical Lab Technician Instructor/Program Director 226-Day, 1.0 FTE Level 4, Step 10 \$84,581/year	Medical Lab Technician Instructor/Program Director 226-Day, 1.0 FTE Level 5, Step 10 \$87,600/year	07-01-24
Haase, Tori	Nursing Instructor 186-Day, 1.0 FTE Level 4, Step 8 \$66,321/year	Nursing Instructor 186-Day, 1.0 FTE Level 5, Step 8 \$68,689/year	07-01-24
Fox, Sheila	Professional Tutor Part-Time \$25.00/hour	Academic Resource Center Coordinator 12-Month, 1.0 fTE Level 8, Step 1 \$54,306.92/year 227 days prorated	08-19-24
Bird, Tracy	Behavior and Mental Health Instructor 186-Day, 1.0 FTE Level 8, Step 10 \$79,555/year	Behavior and Mental Health Instructor 226-Day, 1.0 FTE Level 8, Step 10 \$96,661/year	07-01-24
Hartman, Jacquelyn	Student Access Coach Part-Time \$28.00/hour	Student Access Coach 12-Month, 1.0 FTE Level 7, Step 6 \$49,616/year 216 days prorated	09-01-24
Schneider, Nicholas	Associate Dean of Curriculum and Instruction 12-Month, 1.0 FTE Level 15, Step 9 \$115,496/year	Dean of Curriculum and Instruction Administrator, 1.0 FTE Level 7, Step 5 \$133,010/year	07-01-24
Donnelli, Makenna	Child Care Assistant Part-Time \$18.73/hour	Child Care Assistant 184-Day, 1.0 FTE Level 2, Step 12 \$21.66/hour	08-26-24

Southeast Tech
Access and Workforce Opportunity Update
Executive Summary

Purpose of Report: To update the School Board regarding initiatives developed by the Office of Access and Workforce Opportunity at Southeast Technical College.

In July of 2021, the office of Access and Workforce Opportunity began serving Southeast Tech's first-generation and other at-risk students with additional supports tailored to the unique needs of these students.

Access and Workforce Opportunity piloted an English Language Access Coach program during the '23-'24 school year; Coach Jacki Hartman will introduce herself and share an update about her work. During the '24-'25 academic year, AWO is piloting an Indigenous Access Coach program; Coach Shasta Weston will introduce herself and provide an overview of her work.

Additionally, in '24-'25, the Office of Access and Workforce Opportunity will continue offering first-gen college student supports, mentorship, 8th grade industry events, and basic needs support to all students, in addition to exploring how to scale current programming and build summer bridge programming.

Administrative Recommendation to School Board: Acknowledge the Access and Workforce Opportunity Update Report.



SOUTHEAST
Technical College

**Access and Workforce
Opportunity
Fall 2024 Update**

September 4, 2024

Marcella Prokop

The image shows the exterior of a modern building with a prominent blue facade. The words 'SOUTHEAST TECH' are mounted on the blue panels in white, bold, sans-serif capital letters. The building features large glass windows and a set of concrete stairs leading up to the entrance. In the foreground, there is a field of tall, dry grasses. The sky is clear and blue.

**SOUTHEAST
TECH**

STRATEGIC PLAN ACCESS STATEMENT & GOALS

By 2025, Southeast Technical College will recruit and retain a more diverse campus community.

- Conduct employee and staff training related to underserved populations
- Increase academic supports for ELL students
- Streamline admissions process
- Improve data collection and management
- Develop and support community liaisons
- Secure financial resources to enhance access

MENTORSHIP PROGRAM

2022

- Started program
- \$250 & \$50 stipends
- Application tied to scholarship app
- For first-gen students
- **64** 2nd year students expressed interest (mentors)
- Had room for 20 students

2023

- **45** 2nd year students expressed interest
- Had room for 20 students
- Stipend continued
- Only 16 participated through the year
- Tried 2 mentees to 1 mentor at start
- Tried spring start
- Wanted to scale to serve more students

2024

- **30** 2nd year students expressed interest
- Merged with Lost & Found
- No stipend
- Focus on mental health
- QPR training included
- 1 mentor signed up so far (as of 8/26)



SOUTHEAST
Technical College

MENTORING CHECKLIST

WEEK 1

- Have you logged into email?
- Do you have email app on your phone?
- Do you have laptop connected to printer?
- Have you set up Microsoft Suite yet?
- Do you have other apps/software as needed for your program?
- Do you understand the STC attendance policy?
- Have you logged into LMS and each class yet?
- Do you have a system for saving files (homework) on your laptop?
- Have you completed FAFSA information - promissory note, counseling,

WEEK 3

- Do you have any program specific questions?
- How is attendance? Any struggles?
- What campus events have you attended (activities calendar)?
- Have you used the ARC?
- Have you talked to your employer about any work/school/life balance issues?
- Have you communicated challenges to your instructors? If no, why not?
- Are you developing a good relationship with instructors? If no, why not?

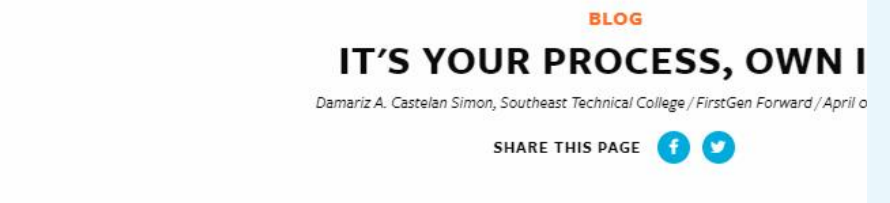
WEEK 4

- Did the holiday (Labor Day) throw off

FIRST-GENERATION PROGRAMMING

- STC has enrolled more than 1667 First-Gen students at start of fall 2024
- Unique assets and challenges as a First-Gen
- 2022 Joined NASPA Center for First-gen Student Success
 - Welcome meal during Jumpstart
 - National First-Gen Celebration Day in 2023
 - Wellness Wednesdays & First-Gen Fridays
 - "We Love Our First-Gens" hot cocoa bar
 - Publication about First-Gen experience
 - Access to additional training
 - Imposter Phenomenon training with Student Success

Goal: develop more on-campus awareness, support and networking for students and families



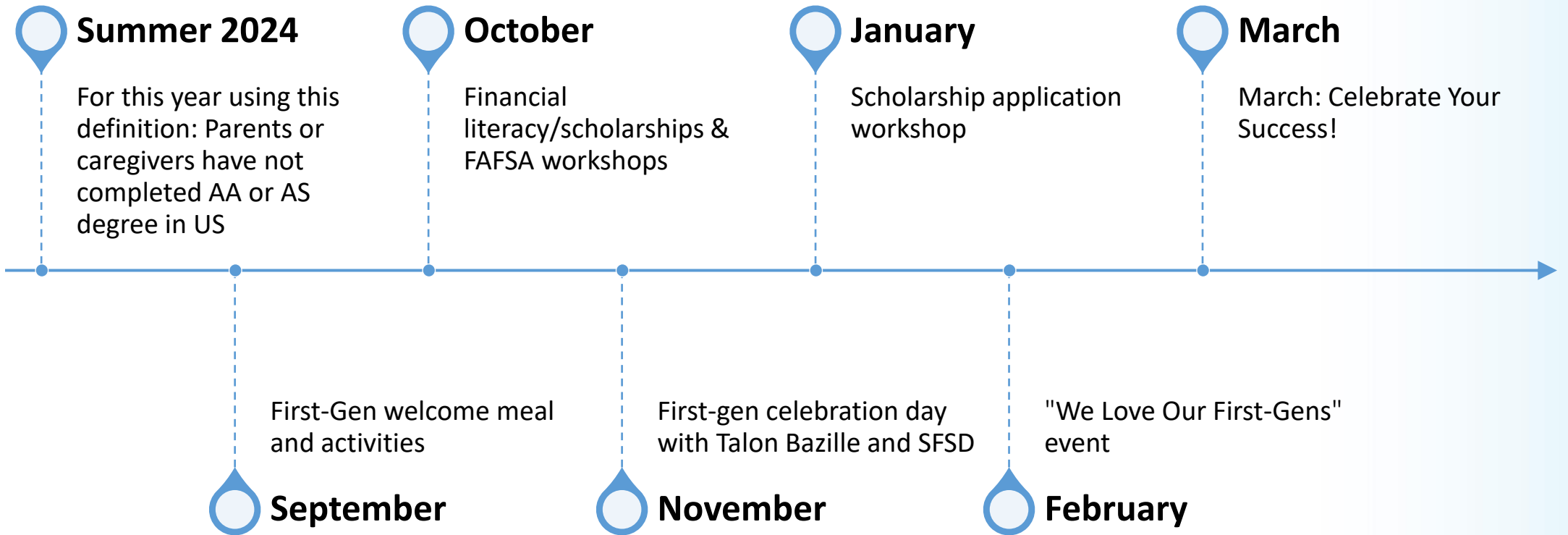
When I began to consider attending college, I had no idea what to do. My parents didn't attend college, so they weren't able to help me. This is something many students don't know. In high school, my mom would constantly encourage me to become informed about my options and talk about my goals and what I was

My parents didn't attend college, but they were encouraged that for me. I was able to see the importance of attending college, I looked for help from counselors, my friend's plans, and how did they make their choices. Other first-generation students and their experiences encouraged by the huge communities of support

My advisors provided general information, but it wasn't what I needed. They would always tell us to ask for

have that person. But one way or another, people have been placed in my path to guide me. My French teacher in high school was a great resource. She had questions to make us think and start asking ourselves what we truly wanted. I'll be forever grateful

'24- '25 FIRST-GEN PROGRAMMING



SUPPORTING MULTILINGUAL STUDENTS

Data Gaps

- No reliable STC data – saw struggles tutoring and with referrals during 2021-2022
- Have participated with SFSD summer school for three summers ('22,'23 '24)
- *Language question added to application Nov. '22*
Dec. '22-Dec. '23 - 214 applicants indicated other language
 - 74 enrolled
- **Jan. '24-June '24 - 182 applicants indicated other language**
 - 50% of these made it to Fall 2024 enrollment
 - 3.5% of total enrollment for Fall 2024 at STC
 - SFSD Fall '24 enrollment is around 12.5% English Learners

Challenges for Multilingual Learners of English

- Displacement and trauma
- Interrupted education
- Inability to get transcripts from politically unstable countries
- Learning an academic language while working on English
- Unaware college financing exists/options
- Technology proficiency varies, even in traditional age students



ENGLISH LANGUAGE ACCESS COACH

- Sioux Empire United Way Grant
- '23-24 pilot year Access Coach worked 1-1 with 27 HS students and families to help prep for college
- College readiness assessment brief
- Individualized supports
 - Job shadows, job applications, campus visits, academic English vocabulary, life skills
 - FAFSA & scholarship guidance
 - FAFSA workshop with MCC/LSS
 - SFSD summer school partnership program to frontload “hidden curriculum” and academic language



CHALLENGES AND WINS

- In addition to challenges mentioned, lack of exposure to career exploration in US
 - Lack of networking/social capital
 - **Wins for the pilot program:**
 - Of those 27 students, 13 (48%) are currently enrolled in school for this Fall 2024 semester, with one going into the National Guard first for the GI Bill.
 - All 6 of the students who worked with Jacki on scholarships received a scholarship, with 2 students receiving a full-ride scholarship to their college
-



IMPROVED ACCESS FOR NATIVE AMERICAN STUDENTS

- 2018: SD had lowest Native American college attainment rate in the US with 17.6 percent of Indigenous population completing college
- 2020: 13 % of Native American HS students in SD demonstrated college readiness
- 2021: 64% of the state's Indigenous high school students graduated on time; in Sioux Falls that rate is 46%
- 2022: 55 Native American students at STC/ 19 graduates
- 2024: STC applies for SD Community Foundation BIG grant, hires Indigenous Access Coach to learn from 8th graders and families, increase HS student pathways to CTE, enroll, support and retain more Native American students at STC
-



INDIGENOUS ACCESS COACH

- Introducing Shasta Weston
- Indian Education Parent Committee
- Joined STC at end of July
- '24-25 pilot year, will work 1-1 with Indigenous students during junior/ senior year using college-readiness assessment to help determine individual needs to prepare these students to enter college
- Will host eighth grade listening sessions with families in the region to better understand what information and supports are missing for these students and families
- Will support current STC students: scholarship applications, cultural connections, club, tribal enrollment process, other resources



OTHER INITIATIVES & AREAS OF IMPACT

- Awareness and support for all students
 - intros at Jumpstart and during first weeks of class
 - Community presentations (e.g. LSS, DTSE, Festival of Cultures, All My Relatives, etc.)
 - 8th grade industry events
 - South Dakota Native Homeownership Coalition
 - McCrossan Ranch/horticulture Beekeeping program
 - Professional Development for STC employees
 - Sessions on bias, discrimination, culturally relevant practices, ACES training, SIOP training, emotional intelligence training
 - Collaboration with admissions, financial aid, student success, ARC
 - Financial assistance for registration, drug screen and background checks for Pell-eligible or other students with demonstrated need
 - Assistance with SNAP, WIC, Medicaid, Marketplace insurance, housing, etc.
-



SOUTHEAST
Technical College

Southeast Technical College
Student Success Center & Academic Resource Center Report
EXECUTIVE SUMMARY

Purpose:

Provide the School Board with an update on the Southeast Technical College Student Success Center and Academic Resource Center (ARC).

Fall Semester 2024 Academic Resource Center (ARC) highlights:

The ARC has seen enormous success aligning the Higher Learning Commission (HLC) outcomes with holistic student support. This was observed through:

- Improved student usage
- Increased tutoring in the Academic Resource Center
- Strengthen the quality of tutoring
- Strengthen the Quality of Academic Supports
- Advancing Campus Awareness of English Learners

Fall Semester 2024 Student Success highlights:

- New Director: Holistic Vision
- Develop & Improve Academic Supports for Students
 - The redevelopment of Student Success Seminar (SSS100) with more connection points on campus, better alignment to NACE career outcomes, STC cocurricular outcomes, and HLC outcomes.
- Develop and Improve Support for Physical, Mental, and Emotional Wellbeing
 - The creation of the Student Success holistic wellness wheel.

Administrative Recommendation to School Board:

To acknowledge the Southeast Tech Academic Resource Center and Student Success Center update.



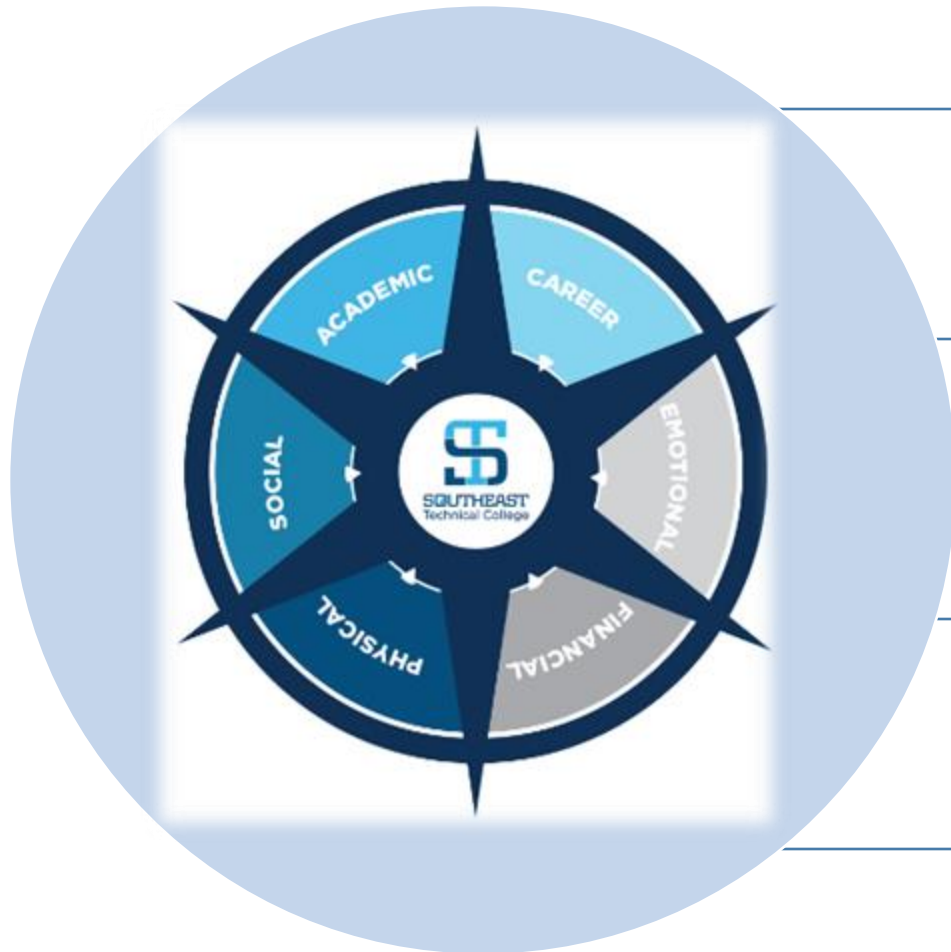
Student Success Highlights

Dr. Susanne Huizing
Director of Student Success



SOUTHEAST
Technical College

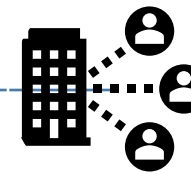
STUDENT SUCCESS HIGHLIGHTS



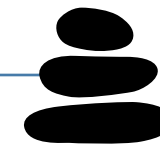
Provide Holistic Coordinated Care Across Campus



Develop and Improve Academic Supports for Students



Develop and Improve Environmental Supports for Students



Develop and Improve Support for Physical, Mental, and Emotional Wellbeing



DEVELOP AND IMPROVE ACADEMIC SUPPORTS FOR STUDENTS

THROUGH THE STUDENT SUCCESS SEMINAR SSS100: REDESIGN

- Connect with the wealth of campus resources.
- Exhibit responsibility for personal wellness by assessing one's needs and engaging in chosen learning activities (Passport Destinations).
- Articulate development related to career readiness, civic engagement, or personal responsibility.
- Apply new knowledge for holistic wellness by reflecting on the 6 Dimensions of Wellbeing.



DEVELOP & IMPROVE ACADEMIC SUPPORTS FOR STUDENTS *THROUGH STUDENT SUCCESS ADVISORS*

Improved
Student Usage

Extended Hours and Increased Staffing (SSAs)

Functional Care
Unit Alignment

Emotional Wellbeing, Student Engagement, Career Exploration, Build Dakota Scholarships, Navigate Holistic Advising and Alert System, Accessibility Services, and Special Projects (Early Childhood Scholarships and SAP Follow-up)

SSS100

Teaching and Engaging with first year students for 16 weeks

Professional
Development

Self-paced training using Go2Knowledge for SSAs



FALL SEMESTER 2024 ACADEMIC RESOURCE CENTER (ARC) HIGHLIGHTS:

Improved Student
Usage

9000+ Touchpoints

Increased quality of
tutors

CRLA Membership & Tutor Lingo Training

Individualized Tutoring

30 Programs Supported

Strengthen the Quality
of Academic Supports

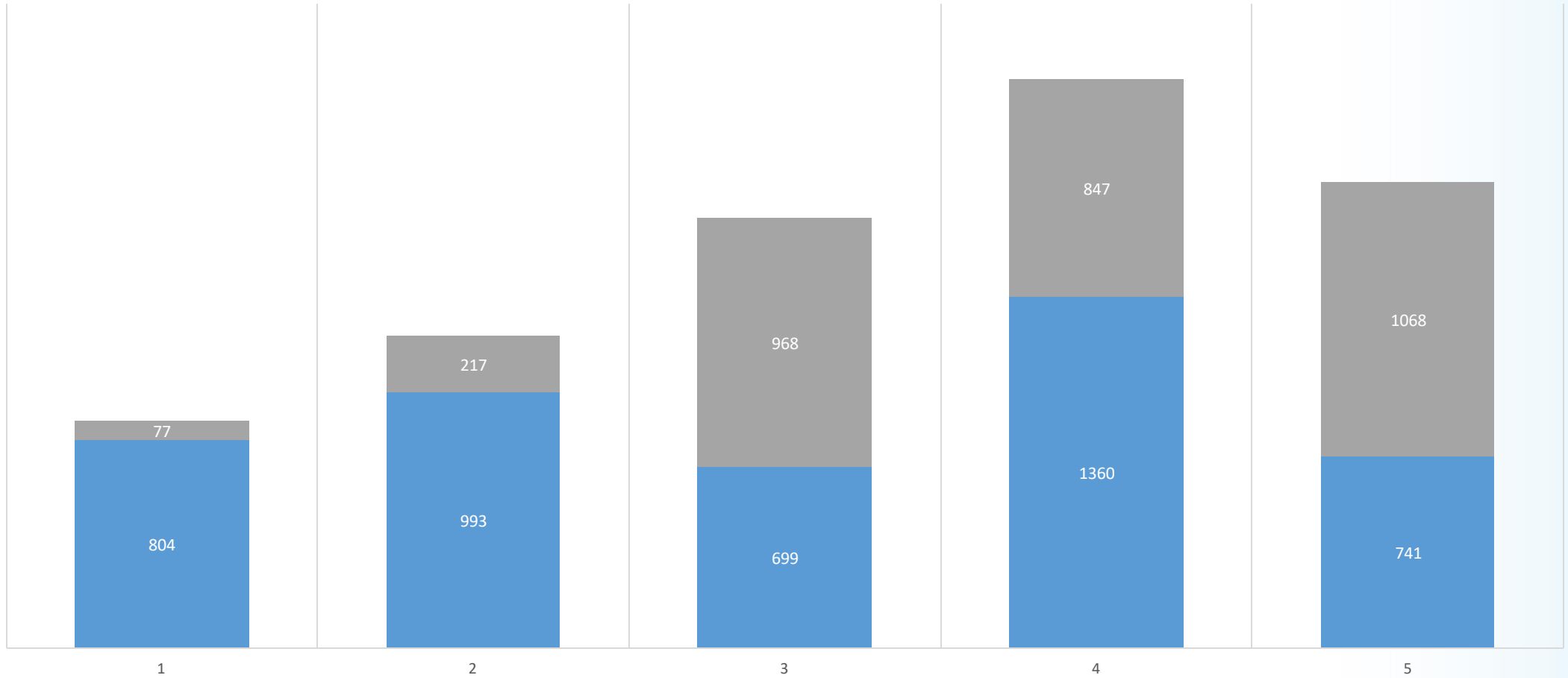
ARC Working Group / Faculty Collaborations

Advancing Campus
Awareness of English
Learners

EL Workshops / myTech Resources



FALL 2023/ SPRING 2024 TOUCH POINT COMPARISON



Spring 2024 = 6617


Fall 2023 = 3177



2023 - 2024 NEW INITIATIVES



Linux



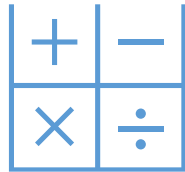
Construction Math



DOC Welding



CIS Labs



Accounting



Med Coding Online




Vet Tech



Dosing Math

Study Tables



Math Refresher



Conversational English



TEAs Prep




Finish Strong



Test Anxiety



Presentation Practice



JumpStart



myTech Prep

Workshops

HOLISTIC STUDENT SUCCESS & SUPPORT

MEETING STUDENTS NEEDS TOGETHER

Resources & Relationships



- More Human Resources
- Universal Resources in myTech
- Intentional PD Training

Co-curricular Involvement



- More Programing
- More Engagement Points
- Collaborative Programming in SSS100

Persistence & Retention



- Support
- Accountability
- More Relationships



QUESTIONS





SOUTHEAST
Technical College

Questions & Concerns ??

Southeast Tech
Prior Fiscal Year and Pre Audit Report
EXECUTIVE SUMMARY

Purpose:

The Vice President of Finance and Operations will present an oral report to review the Prior Fiscal Year and Pre Audit Report.

Administrative Recommendation to School Board:

Acknowledge the Prior Fiscal Year and Pre Audit Report.

**SIOUX FALLS SCHOOL DISTRICT NO. 49-5
OF MINNEHAHA COUNTY, SOUTH DAKOTA**
Thru 13th month, State Aid Report

TO: School Board
Southeast Tech Funds on hand June 30, 2024:

POST-SECONDARY VOCATIONAL FUND #23

STC T & A Cash - 06.30.23	\$ 3,288,538.30	
First Interstate, Checking, #3047444	2,641,535.31	
First Interstate, Savings, #5035221	4,373.88	
Payroll	-	
Total Post-Secondary Vocational Fund	<u>5,934,447.49</u>	<u>\$ 5,934,447.49</u>

POST-SECONDARY VOCATIONAL BOOKSTORE FUND #52

STC T & A Cash - 06.30.23	\$ 64,740.87	
First Interstate, Checking, #3047444	107,559.94	
Payroll	-	
Total Post-Secondary Bookstore Fund	<u>172,300.81</u>	<u>\$ 172,300.81</u>

POST-SECONDARY VOCATIONAL FOOD SERVICE #53

STC T & A Cash - 06.30.23	\$ 3,059.79	
First Interstate, Checking, #3047444	(16,969.84)	
Payroll	-	
Total Post-Secondary Food Service Fund	<u>(13,910.05)</u>	<u>\$ (13,910.05)</u>

POST-SECONDARY VOCATIONAL CHILD CARE #54

STC T & A Cash - 06.30.23	\$ 10,254.96	
First Interstate, Checking, #3047444	56,408.82	
Payroll	-	
Total Post-Secondary Childcare Fund	<u>66,663.78</u>	<u>\$ 66,663.78</u>

Total All Funds \$ 6,159,502.03

POST SECONDARY - VOCATIONAL FUND

Thru 13th Month, State Aid Report

	FY24 BUDGET	JUN '24 YTD	JUN '24 PERCENT	JUN '23 YTD	JUN '23 PERCENT
REVENUES:					
STUDENT CHARGES:					
Tuition	\$ 7,112,905	\$ 7,307,734	102.74%	\$ 7,212,911	104.86%
Fees	6,826,057	7,075,977	103.66%	6,649,844	102.06%
Corporate Education	357,000	250,072	70.05%	363,790	144.26%
STATE SUPPORT:					
State Aid	10,638,336	10,960,910	103.03%	9,024,823	98.02%
Other State	6,302,799	4,721,298	74.91%	1,242,765	24.12%
FEDERAL SUPPORT:					
Perkins	874,206	868,511	99.35%	741,921	88.35%
ABE	154,625	201,646	130.41%	110,548	43.17%
Other Federal	1,279,784	1,083,974	84.70%	2,122,005	78.48%
LOCAL SUPPORT:					
Grants/Donations	4,689,402	4,329,464	92.32%	1,171,183	24.66%
Other Local	1,347,657	1,720,186	127.64%	1,563,615	125.96%
TOTAL REVENUES:	\$ 39,582,771	38,519,771	97.31%	\$ 30,203,404	79.91%
EXPENDITURES:					
WAGES - FULLTIME:					
Administrative	\$ 1,177,673	\$ 1,186,722	100.77%	\$ 1,111,156	101.00%
Instructional	7,045,367	7,041,513	99.95%	6,165,287	98.86%
Support	5,996,971	5,735,425	95.64%	5,041,476	95.17%
WAGES - OTHER:					
Instructional - Other	1,112,971	1,109,021	99.65%	1,201,483	110.60%
Support - Other	363,850	370,969	101.96%	246,563	96.14%
BENEFITS:					
Insurance - Dental	137,877	132,513	96.11%	119,093	91.30%
Insurance - Medical	2,307,981	2,009,645	87.07%	1,934,927	86.88%
Insurance - Other	68,381	82,037	119.97%	67,757	111.79%
Retirement	2,000,896	1,957,690	97.84%	1,736,568	94.79%
SERVICES:					
Advertising	373,200	417,934	111.99%	343,978	90.28%
Legal	54,900	52,891	96.34%	51,025	102.05%
Maintenance/Repair	195,800	310,468	158.56%	189,699	91.05%
Postage	130,125	111,119	85.39%	124,847	102.25%
Printing/Publishing	139,200	120,040	86.24%	130,261	109.05%
Professional/Technical	833,100	780,751	93.72%	1,370,787	107.95%
Property	262,600	279,221	106.33%	295,700	150.10%
Rentals	263,100	329,273	125.15%	30,667	44.99%
Software Upgrades	662,400	717,873	108.37%	746,224	94.14%
Travel	178,970	228,774	127.83%	240,113	136.72%
Utilities	672,500	723,290	107.55%	713,256	100.25%
SUPPLIES:					
Equipment - Noncapital	155,569	539,827	347.00%	528,868	253.36%
Food	112,576	131,431	116.75%	124,623	142.63%
Instructional Supplies	541,736	644,666	119.00%	551,646	93.85%
Other	384,360	444,816	115.73%	406,322	109.10%
Resale	620,900	603,401	97.18%	628,119	110.46%
Software	287,815	308,915	107.33%	296,482	240.41%
OTHER:					
Bad Debt	175,000	571,088	326.34%	267,168	197.90%
Dues/Fees	436,730	528,341	120.98%	461,535	105.57%
Liability Insurance	120,000	128,668	107.22%	119,927	104.28%
Miscellaneous	134,400	134,105	99.78%	132,752	99.07%
SUBTOTAL - OPERATING:	\$ 26,946,948	\$ 27,732,427	102.91%	\$ 25,378,309	101.14%
EQUIPMENT:					
Building Improvements	\$ 4,781,640	\$ 3,418,906	71.50%	\$ 1,880,856	34.19%
Equipment	7,111,696	5,093,528	71.62%	2,305,267	30.60%
Information Technology	88,000	83,876	95.31%	110,654	125.74%
Land Improvements	709,117	164,774	23.24%	129,429	42.92%
SUBTOTAL - CAPITAL:	\$ 12,690,453	\$ 8,761,084	69.04%	\$ 4,426,205	32.97%
TOTAL EXPENDITURES:	\$ 39,637,401	36,493,511	92.07%	\$ 29,804,515	77.38%
REVENUE OVER (UNDER) EXPENSE:	\$ (54,630)	\$ 2,026,260		\$ 398,889	

POST SECONDARY - BOOKSTORE

Thru 13th Month, State Aid Report

	FY24 BUDGET	JUN '24 YTD	JUN '24 PERCENT	JUN '23 YTD	JUN '23 PERCENT
REVENUES:					
STUDENT CHARGES:					
Tuition	\$ -	\$ -	0.00%	\$ -	0.00%
Fees	-	-	0.00%	-	0.00%
Corporate Education	-	-	0.00%	-	0.00%
STATE SUPPORT:					
State Aid	-	-	0.00%	-	0.00%
Other State	-	-	0.00%	-	0.00%
FEDERAL SUPPORT:					
Perkins	-	-	0.00%	-	0.00%
ABE	-	-	0.00%	-	0.00%
Other Federal	-	-	0.00%	-	0.00%
LOCAL SUPPORT:					
Grants/Donations	-	-	0.00%	-	0.00%
Other Local	2,160,000	2,062,925	95.51%	1,821,016	95.54%
TOTAL REVENUES:	\$ 2,160,000	\$ 2,062,925	95.51%	\$ 1,821,016	95.54%
EXPENDITURES:					
WAGES - FULLTIME:					
Administrative	\$ -	\$ -	0.00%	\$ -	0.00%
Instructional	-	-	0.00%	-	0.00%
Support	168,832	169,289	100.27%	160,456	103.12%
WAGES - OTHER:					
Early Retirement	-	-	0.00%	-	0.00%
Instructional - Other	-	-	0.00%	-	0.00%
Support - Other	75,000	55,062	73.42%	44,341	177.36%
BENEFITS:					
Insurance - Dental	1,516	1,522	100.42%	1,450	77.57%
Insurance - Medical	28,000	27,295	97.48%	26,388	85.18%
Insurance - Other	918	862	93.86%	1,212	141.24%
Retirement	22,710	24,533	108.03%	22,315	106.52%
SERVICES:					
Advertising	-	1,013	100.00%	-	0.00%
Legal	-	-	0.00%	-	0.00%
Maintenance/Repair	-	-	0.00%	-	0.00%
Postage	16,000	19,828	123.92%	17,222	78.28%
Printing/Publishing	-	-	0.00%	606	100.00%
Professional/Technical	-	-	0.00%	-	0.00%
Property	-	-	0.00%	-	0.00%
Rentals	-	-	0.00%	-	0.00%
Software Upgrades	-	-	0.00%	-	0.00%
Travel	2,400	1,491	62.11%	3,442	86.05%
Utilities	-	-	0.00%	-	0.00%
SUPPLIES:					
Equipment - Noncapital	-	-	0.00%	2,532	100.00%
Food	200	559	279.32%	256	255.91%
Instructional Supplies	-	-	0.00%	-	0.00%
Other	54,500	29,825	54.72%	7,419	100.00%
Resale	1,677,800	1,701,710	101.43%	1,339,601	86.43%
Software	-	-	0.00%	-	0.00%
OTHER:					
Bad Debt	400	-	0.00%	1,080	100.00%
Dues/Fees	88,300	115,992	131.36%	89,150	111.44%
Liability Insurance	-	-	0.00%	-	0.00%
Miscellaneous	7,300	5,344	73.20%	5,955	297.77%
Depreciation	6,400	6,475	101.17%	6,475	62.43%
SUBTOTAL - OPERATING:	\$ 2,150,276	\$ 2,160,799	100.49%	\$ 1,729,900	90.87%
EQUIPMENT:					
Building Improvements	\$ -	\$ -	0.00%	\$ -	0.00%
Equipment	-	-	0.00%	-	0.00%
Information Technology	-	-	0.00%	-	0.00%
Land Improvements	-	-	0.00%	-	0.00%
SUBTOTAL - CAPITAL:	\$ -	\$ -	0.00%	\$ -	0.00%
TOTAL EXPENDITURES:	\$ 2,150,276	\$ 2,160,799	100.49%	\$ 1,729,900	90.87%
REVENUE OVER (UNDER) EXPENSE:	\$ 9,724	\$ (97,874)		\$ 91,116	

POST SECONDARY - FOOD SERVICE

Thru 13th Month, State Aid Report

	FY24 BUDGET	JUN '24 YTD	JUN '24 PERCENT	JUN '23 YTD	JUN '23 PERCENT
REVENUES:					
STUDENT CHARGES:					
Tuition	\$ -	\$ -	0.00%	\$ -	0.00%
Fees	-	-	0.00%	-	0.00%
Corporate Education	-	-	0.00%	-	0.00%
STATE SUPPORT:					
State Aid	-	-	0.00%	-	0.00%
Other State	-	-	0.00%	-	0.00%
FEDERAL SUPPORT:					
Perkins	-	-	0.00%	-	0.00%
ABE	-	-	0.00%	-	0.00%
Other Federal	-	-	0.00%	-	0.00%
LOCAL SUPPORT:					
Grants/Donations	-	-	0.00%	-	0.00%
Other Local	395,300	395,029	99.93%	361,274	91.46%
TOTAL REVENUES:	\$ 395,300	\$ 395,029	99.93%	\$ 361,274	91.46%
EXPENDITURES:					
WAGES - FULLTIME:					
Administrative	\$ -	\$ -	0.00%	\$ -	0.00%
Instructional	-	-	0.00%	-	0.00%
Support	109,713	112,989	102.99%	96,591	105.21%
WAGES - OTHER:					
Early Retirement	-	-	0.00%	-	0.00%
Instructional - Other	-	-	0.00%	-	0.00%
Support - Other	77,000	72,505	94.16%	62,524	93.96%
BENEFITS:					
Insurance - Dental	1,070	1,074	100.41%	1,023	100.41%
Insurance - Medical	14,000	14,078	100.55%	15,038	80.87%
Insurance - Other	932	1,030	110.48%	4,206	539.91%
Retirement	19,320	20,039	103.72%	17,587	111.60%
SERVICES:					
Advertising	-	-	0.00%	10	100.00%
Legal	-	-	0.00%	-	0.00%
Maintenance/Repair	7,900	5,840	73.93%	8,584	143.07%
Postage	-	-	0.00%	-	0.00%
Printing/Publishing	200	-	0.00%	104	20.88%
Professional/Technical	600	600	100.00%	600	40.00%
Property	-	-	0.00%	-	0.00%
Rentals	-	-	0.00%	-	0.00%
Software Upgrades	1,100	-	0.00%	-	0.00%
Travel	-	-	0.00%	-	0.00%
Utilities	-	-	0.00%	-	0.00%
SUPPLIES:					
Equipment - Noncapital	-	287	100.00%	1,114	100.00%
Food	-	-	0.00%	-	0.00%
Instructional Supplies	-	-	0.00%	-	0.00%
Other	23,300	16,791	72.06%	16,294	65.17%
Resale	169,900	162,883	95.87%	154,925	88.53%
Software	-	-	0.00%	-	0.00%
OTHER:					
Bad Debt	-	-	0.00%	-	0.00%
Dues/Fees	2,300	2,817	122.48%	2,351	47.03%
Liability Insurance	-	-	0.00%	-	0.00%
Miscellaneous	6,600	-	0.00%	-	0.00%
Depreciation	19,000	18,444	97.07%	18,978	85.60%
SUBTOTAL - OPERATING:	\$ 452,935	\$ 429,378	94.80%	\$ 399,930	93.08%
EQUIPMENT:					
Building Improvements	\$ -	\$ -	0.00%	\$ -	0.00%
Equipment	-	-	0.00%	-	0.00%
Information Technology	-	-	0.00%	-	0.00%
Land Improvements	-	-	0.00%	-	0.00%
SUBTOTAL - CAPITAL:	\$ -	\$ -	0.00%	\$ -	0.00%
TOTAL EXPENDITURES:	\$ 452,935	\$ 429,378	94.80%	\$ 399,930	93.08%
REVENUE OVER (UNDER) EXPENSE:	\$ (57,635)	\$ (34,349)		\$ (38,656)	

POST SECONDARY - CHILDCARE

Thru 13th Month, State Aid Report

	FY24 BUDGET	JUN '24 YTD	JUN '24 PERCENT	JUN '23 YTD	JUN '23 PERCENT
REVENUES:					
STUDENT CHARGES:					
Tuition	\$ -	\$ -	0.00%	\$ -	0.00%
Fees	-	-	0.00%	-	0.00%
Corporate Education	-	-	0.00%	-	0.00%
STATE SUPPORT:					
State Aid	-	-	0.00%	-	0.00%
Other State	-	-	0.00%	-	0.00%
FEDERAL SUPPORT:					
Perkins	-	-	0.00%	-	0.00%
ABE	-	-	0.00%	-	0.00%
Other Federal	-	-	0.00%	51,912	71.68%
LOCAL SUPPORT:					
Grants/Donations	-	11,181	100.00%	-	0.00%
Other Local	291,000	299,759	103.01%	283,201	97.99%
TOTAL REVENUES:	\$ 291,000	\$ 310,940	106.85%	\$ 335,113	92.72%
EXPENDITURES:					
WAGES - FULLTIME:					
Administrative	\$ -	\$ -	0.00%	\$ -	0.00%
Instructional	-	-	0.00%	-	0.00%
Support	238,806	237,038	99.26%	177,431	88.67%
WAGES - OTHER:					
Early Retirement	-	-	0.00%	-	0.00%
Instructional - Other	-	-	0.00%	-	0.00%
Support - Other	62,000	55,912	90.18%	67,045	310.83%
BENEFITS:					
Insurance - Dental	5,796	4,089	70.56%	2,691	78.27%
Insurance - Medical	97,783	61,067	62.45%	46,240	62.47%
Insurance - Other	2,580	2,730	105.82%	2,236	101.59%
Retirement	31,257	32,881	105.20%	27,474	105.43%
SERVICES:					
Advertising	-	-	0.00%	-	0.00%
Legal	-	-	0.00%	-	0.00%
Maintenance/Repair	-	-	0.00%	-	0.00%
Postage	-	-	0.00%	-	0.00%
Printing/Publishing	-	-	0.00%	-	0.00%
Professional/Technical	10,400	13,668	131.43%	(1,598)	-332.90%
Property	-	-	0.00%	-	0.00%
Rentals	-	2,635	100.00%	2,054	#DIV/0!
Software Upgrades	-	-	0.00%	-	0.00%
Travel	-	1,577	100.00%	-	0.00%
Utilities	-	-	0.00%	-	0.00%
SUPPLIES:					
Equipment - Noncapital	3,200	370	11.56%	650	20.31%
Food	600	1,093	182.22%	679	135.74%
Instructional Supplies	5,000	2,626	52.52%	3,539	#DIV/0!
Other	100	1,223	1223.39%	518	8.63%
Resale	-	-	0.00%	-	0.00%
Software	1,100	1,800	163.64%	1,200	266.67%
OTHER:					
Bad Debt	2,500	(370)	-14.79%	3,353	67.07%
Dues/Fees	500	830	166.00%	430	86.00%
Liability Insurance	-	-	0.00%	-	0.00%
Miscellaneous	5,000	-	0.00%	1,301	43.38%
Depreciation	400	343	85.75%	343	100.00%
SUBTOTAL - OPERATING:	\$ 467,022	\$ 419,514	89.83%	\$ 335,585	96.47%
EQUIPMENT:					
Building Improvements	\$ -	\$ -	0.00%	\$ -	0.00%
Equipment	-	-	0.00%	-	0.00%
Information Technology	-	-	0.00%	-	0.00%
Land Improvements	-	-	0.00%	-	0.00%
SUBTOTAL - CAPITAL:	\$ -	\$ -	0.00%	\$ -	0.00%
TOTAL EXPENDITURES:	\$ 467,022	\$ 419,514	89.83%	\$ 335,585	96.47%
REVENUE OVER (UNDER) EXPENSE:	\$ (176,022)	\$ (108,574)		\$ (472)	

SOUTHEAST TECHNICAL INSTITUTE
STATEMENT OF CASH RECEIPTS, DISBURSEMENTS AND CASH BALANCES
 Thru 13th Month, State Aid Report

	#23 Post Secondary Vocational Fund	#52 Bookstore Enterprise Fund	#53 Food Service Enterprise Fund	#54 Child Care Enterprise Fund
Cash Balance June 30, 2024	\$ 3,914,805.92	\$ 93,249.43	\$ (30,581.50)	\$ 16,681.72
Operating Results:				
Revenue:				
Local Sources:				
Tuition/Fees	1,173,894.45	-	-	-
Sales of Goods/Services	24,608.04	113,939.32	21,318.23	44,629.11
Other Sources	391,719.69	392.28	-	5,500.00
State Sources:	4,116,903.67	-	-	-
Federal Sources:	854,744.92	-	-	-
Expenditures:				
Personnel	(108,684.54)	(5,064.25)	(6,135.90)	(16,115.26)
Services	(396,215.83)	(9.85)	-	(57.00)
Supplies	(143,392.64)	(179,374.51)	(2,243.79)	(441.54)
Capital	(303,465.83)	-	-	-
Other	(682,607.86)	(17,415.62)	(20,349.33)	(343.00)
Transfers	-	-	-	-
GASB 84 Reversal	-	-	-	-
(Increase)/Decrease in Assets	(4,114,878.62)	64,637.38	15,930.42	459.99
Increase/(Decrease) in Liabilities	1,207,016.12	101,946.63	8,151.82	16,349.76
Net Cash Provided By (Used In) Operating Activities:	\$ 2,019,641.57	\$ 79,051.38	\$ 16,671.45	\$ 49,982.06
Cash Balance June 30, 2024	<u>\$ 5,934,447.49</u>	<u>\$ 172,300.81</u>	<u>\$ (13,910.05)</u>	<u>\$ 66,663.78</u>
Cash Balance June 30, 2023 (Pre-Audit)	\$ 6,335,687.67	\$ 1,103,622.90	\$ (514.76)	\$ 175,174.40
Operating Results:				
Revenue:				
Local Sources:				
Tuition/Fees	14,633,782.38	-	-	-
Sales of Goods/Services	759,586.48	2,054,011.39	309,758.65	297,030.35
Other Sources	5,290,063.29	8,913.87	85,270.00	13,909.94
State Sources:	15,682,207.77	-	-	-
Federal Sources:	2,154,130.68	-	-	-
Expenditures:				
Personnel	(19,625,427.57)	(278,562.98)	(221,715.40)	(393,718.27)
Services	(4,071,633.78)	(22,332.02)	(6,440.49)	(17,880.41)
Supplies	(2,673,163.29)	(1,732,093.57)	(179,960.71)	(7,112.65)
Capital	(8,761,083.59)	-	-	-
Other	(1,362,202.74)	(127,810.86)	(22,866.06)	(803.16)
Audit	-	-	-	-
GASB 84 Reversal	-	-	-	-
(Increase)/Decrease in Assets	(1,631,747.08)	(856,266.39)	18,801.92	(2,487.96)
Increase/(Decrease) in Liabilities	(795,752.73)	22,818.47	3,756.80	2,551.54
Net Cash Provided By (Used In) Operating Activities:	\$ (401,240.18)	\$ (931,322.09)	\$ (13,395.29)	\$ (108,510.62)
Cash Balance June 30, 2024	<u>\$ 5,934,447.49</u>	<u>\$ 172,300.81</u>	<u>\$ (13,910.05)</u>	<u>\$ 66,663.78</u>

Rich Kluin
 Prepared by

8/29/2024
 Date