

City of Franklin
City of Franklin Regular Meeting
January 11, 2022 7:30 PM City Hall

A Copy of the "Open Meetings Act" is posted in the Council Room
This Agenda can be changed up to 24 hours prior to meeting time per open meeting law.

The Board may enter into closed session to discuss any matter on this agenda when it is determined by the council that it is clearly necessary for protection of the public interest or the prevention of needless injury to the reputation of an individual and if such an individual has not requested a public meeting, or as otherwise allowed by law. A closed session shall be limited to the subject matter for which the closed session was called. If the motion to close passes, the presiding officer immediately prior to the closed session shall restate on the record the limitation of the subject matter of the closed session.

It is the intention of the Board to take up the items on the agenda in sequential order. However, the Board reserve the right to take up matters in a different order to accommodate the schedules of the board members, persons having items on the agenda, and the public.

1. Call Meeting to Order Roll Call
2. Verification of Open Meetings Notice
3. Mayor Communications
 - **Employee Recognition Dinner Friday January 21st**
4. **Public comments on agenda items**
5. **Consent Agenda**
 - 5.a. Treasurer's Report
 - 5.b. Budget Report
 - 5.c. Bank Balances:
 - Cornerstone Bank
 - South Central State Bank
 - Farmers State Bank
 - 5.d. Freedom Claims Monthly Claims Analysis Report
 - 5.e. Payroll
 - 5.f. Claims
6. **Discussion and Action Items**
 - 6.a. Discussion and action remove Tom Dreher as an authorized signer from all bank accounts at Cornerstone Bank and South Central State Bank
 - 6.b. Discussion and action Certificate of Compliance from State of Nebraska Dept. of Transportation
 - 6.c. Discussion and action 2022 Maintenance Agreement with State of Nebraska Dept. of Transportation for snow removal
 - 6.d. Discussion and action on Franklin County Membership dues for South Central Economic Development District for \$5,000.00 for the year 2022

- 6.e. Discussion and action for 2022 Board of Directors representatives for South Central Economic Development District.
7. Discussion and action RFP (Request for Proposal) on City-owned properties.
8. Adjourn

TREASURER'S REPORT
CALENDAR 12/2021, FISCAL 3/2022

FUND#	TITLE	LAST REPORT ON HAND	EXPENSES	REVENUE	CHANGE IN LIABILITIES	CASH RESERVES
01	ELECTRIC	1,714,470.40	64,543.11	101,121.68	1,451.64	1,749,597.33
02	WATER	450,087.03	8,914.32	18,066.03	1,159.10	460,397.84
03	SEWER	418,169.97	4,817.80	9,686.41	1,063.85	424,102.43
04	SANITATION/WASTE REDUC	319,557.63	10,199.59	14,706.69	520.78	324,585.51
05	GENERAL	853,388.90	61,324.61	32,078.15	2,949.68	827,092.12
11	STREET EQUIP SINKING	24,000.00	.00	.00	.00	24,000.00
12	STREET	261,515.82	15,080.99	15,310.39	1,058.82	262,804.04
13	DEBT SERVICE	.00	.00	.00	.00	.00
15	COMMUNITY BETTERMENT	2,639.28	.00	.00	.00	2,639.28
16	CDA	382,179.13	1,271.36	2,576.20	.00	383,483.97
17	CDBG GRANTS	193,926.36	.00	.00	.00	193,926.36
99	SELF INSURANCE	44,473.07	.00	.00	.00	44,473.07
Report Total		4,276,554.87	166,151.78	193,545.55	5,300.59	4,309,249.23

TREASURER'S REPORT
CALENDAR 12/2021, FISCAL 3/2022

ACCOUNT TITLE	LAST REPORT ON HAND	RECEIVED	DISBURSED	BALANCE
CASH - ELECTRIC	152,691.27-	107,441.80	72,314.87	117,564.34-
CASH - WATER	17,908.52-	18,269.31	7,958.50	7,597.71-
CASH - SEWER	274,365.20	10,580.52	4,648.06	280,297.66
CASH - SANITATION	136,591.31	14,479.41	9,037.10	142,033.62
CASH - WASTE REDUCTION	37,951.73-	227.28	641.71	38,366.16-
CASH - GENERAL	356,325.28	32,115.59	58,412.37	330,028.50
SUMMER RECREATION CASH	.00	.00	.00	.00
STREET EQUIP SINKING CASH	.00	.00	.00	.00
CASH - STREET	261,395.80	15,310.39	14,022.17	262,684.02
CASH	.00	.00	.00	.00
KENO CASH	.00	.00	.00	.00
CASH - CDA	382,179.13	2,576.20	1,271.36	383,483.97
TOTAL CHECKING FSB 755975	1,202,305.20	201,000.50	168,306.14	1,234,999.56

BUDGET REPORT
CALENDAR 12/2021, FISCAL 3/2022

ACCOUNT NUMBER	ACCOUNT TITLE	MONTH BALANCE	YTD BALANCE	PERCENT OF BUDGET	REMAINING BUDGET	TOTAL BUDGET
ADMIN DEPARTMENT						
05-00-4100	PROPERTY TAX	797.32	4,932.82	3.17	150,659.23	155,592.05
05-00-4103	CITY SALES TAX	7,728.60	25,942.70	20.75	99,057.30	125,000.00
05-00-4211	STATE EQUALIZATION PYMT	18,686.08	18,686.08	15.16	104,600.84	123,286.92
05-00-4301	INSURANCE REVENUE				23,000.00	23,000.00
05-00-4305	MISC REVENUES		2,590.00		2,590.00-	
05-00-4310	DOG LICENSE/IMPOUND FEES	60.00	80.00	5.33	1,420.00	1,500.00
05-00-4320	LIQUOR/TOBACCO LICENSE	20.00	530.00	15.14	2,970.00	3,500.00
05-00-4340	FINES & FEES	78.00	205.75	4.12	4,794.25	5,000.00
05-00-4380	FRANCHISE FEES				5,000.00	5,000.00
	ADMIN TOTAL	27,370.00	52,967.35	11.99	388,911.62	441,878.97
SUMMER RECREATION DEPARTMENT						
05-01-4010	BALL PARK REGISTRATIONS				1,200.00	1,200.00
05-01-4014	BALL PARK ADMISSIONS				3,000.00	3,000.00
05-01-4016	BALL PARK CONCESSIONS				500.00	500.00
05-01-4640	SUMMER REC DONATIONS				5,000.00	5,000.00
	SUMMER RECREATION TOTAL	.00	.00	.00	9,700.00	9,700.00
POOL DEPARTMENT						
05-03-4014	POOL ADMISSIONS				5,000.00	5,000.00
05-03-4016	POOL CANDY				1,500.00	1,500.00
05-03-4017	SWIMMING LESSONS				1,500.00	1,500.00
05-03-4108	SWIM TEAM REVENUE				500.00	500.00
	POOL TOTAL	.00	.00	.00	8,500.00	8,500.00
PARK DEPARTMENT						
05-04-4015	RV PARK INCOME	597.85	1,241.06	82.74	258.94	1,500.00
	PARK TOTAL	597.85	1,241.06	82.74	258.94	1,500.00
LIBRARY DEPARTMENT						
05-08-4018	LIBRARY INCOME	100.30	382.15	15.29	2,117.85	2,500.00
05-08-4305	MISC REVENUE - LIBRARY	2,000.00	2,200.00		2,200.00-	
	LIBRARY TOTAL	2,100.30	2,582.15	103.29	82.15-	2,500.00
CEMETERY DEPARTMENT						
05-11-4020	CEMETERY INCOME	2,010.00	4,960.00	49.60	5,040.00	10,000.00
	CEMETERY TOTAL	2,010.00	4,960.00	49.60	5,040.00	10,000.00

BUDGET REPORT
CALENDAR 12/2021, FISCAL 3/2022

ACCOUNT NUMBER	ACCOUNT TITLE	MONTH BALANCE	YTD BALANCE	PERCENT OF BUDGET	REMAINING BUDGET	TOTAL BUDGET
	GENERAL TOTAL	32,078.15	61,750.56	13.03	412,328.41	474,078.97
		=====	=====	=====	=====	=====
	ADMIN DEPARTMENT					
12-00-4230	HIGHWAY ALLOCATIONS - STR	11,863.20	40,135.27	28.96	98,438.73	138,574.00
12-00-4231	MOTOR VEHICLE FEES - STR	743.21	3,262.08	23.30	10,737.92	14,000.00
12-00-4305	SALE OF EQUIPMENT-STR		7,522.50	376.13	5,522.50-	2,000.00
12-00-4321	ROAD TAX - STR	18.80	115.00	3.54	3,135.00	3,250.00
12-00-4331	MOTOR VEHICLE SALESTAX RECEIPT	2,685.18	6,168.91	41.13	8,831.09	15,000.00
		-----	-----	-----	-----	-----
	ADMIN TOTAL	15,310.39	57,203.76	33.10	115,620.24	172,824.00
		=====	=====	=====	=====	=====
	STREET TOTAL	15,310.39	57,203.76	33.10	115,620.24	172,824.00
		=====	=====	=====	=====	=====
16-00-4103	CDA CITY SALES TAX REVENUE	2,576.20	8,647.58	24.02	27,352.42	36,000.00
		-----	-----	-----	-----	-----
	ADMIN TOTAL	2,576.20	8,647.58	24.02	27,352.42	36,000.00
		=====	=====	=====	=====	=====
	CDA TOTAL	2,576.20	8,647.58	24.02	27,352.42	36,000.00
		=====	=====	=====	=====	=====
		-----	-----	-----	-----	-----
	TOTAL REVENUE	49,964.74	127,601.90	18.69	555,301.07	682,902.97
		=====	=====	=====	=====	=====
	SUMMER RECREATION DEPARTMENT					
05-01-5010	FUEL				150.00	150.00
05-01-5040	ELECTRICITY BALL PARK		24.41	24.41	75.59	100.00
05-01-5110	SALARIES- SUMMER REC				2,500.00	2,500.00
05-01-5111	UMPIRE FEES				1,800.00	1,800.00
05-01-5120	FICA				300.00	300.00
05-01-5150	PLAYER INSURANCE				300.00	300.00
05-01-5280	UNIFORMS				1,000.00	1,000.00
05-01-5320	MATERIALS/SUPPLIES				1,500.00	1,500.00
05-01-5321	EQUIPMENT				1,000.00	1,000.00
05-01-5350	PRINTING				160.00	160.00
05-01-5420	MAINT/REPAIRS				1,500.00	1,500.00
05-01-5450	FEES/DUES				300.00	300.00
05-01-5610	SUMMER RECREATION MISC EXPENSE				500.00	500.00
05-01-5800	CAPITAL OUTLAY- SUM REC				40,000.00	40,000.00
		-----	-----	-----	-----	-----
	SUMMER RECREATION TOTAL	.00	24.41	.05	51,085.59	51,110.00

BUDGET REPORT
CALENDAR 12/2021, FISCAL 3/2022

ACCOUNT NUMBER	ACCOUNT TITLE	MONTH BALANCE	YTD BALANCE	PERCENT OF BUDGET	REMAINING BUDGET	TOTAL BUDGET
POOL DEPARTMENT						
05-03-5010	FUEL - PARK		32.04		32.04-	
05-03-5020	PHONE - POOL		27.04-	5.41-	527.04	500.00
05-03-5030	NATURAL GAS - POOL				250.00	250.00
05-03-5040	ELECTRICITY - POOL		451.04	30.07	1,048.96	1,500.00
05-03-5110	SALARIES - POOL				30,000.00	30,000.00
05-03-5120	FICA EXPENSE - POOL				2,750.00	2,750.00
05-03-5140	PROFESSIONAL - POOL		424.83	28.32	1,075.17	1,500.00
05-03-5150	INSURANCE - POOL	289.23	865.93	28.86	2,134.07	3,000.00
05-03-5310	CHEMICALS - POOL				4,500.00	4,500.00
05-03-5320	MATERIAL/SUPPLIES - POOL	95.03	116.31	3.88	2,883.69	3,000.00
05-03-5420	MAINTENANCE & REPAIRS - POOL	1.16	1.16	.01	17,998.84	18,000.00
05-03-5440	SCHOOLING - POOL				500.00	500.00
05-03-5450	FEES & DUES - POOL				600.00	600.00
05-03-5610	MISC EXPENSE - POOL				300.00	300.00
05-03-5611	SWIM TEAM EXPENSES				500.00	500.00
05-03-5630	CONTRACTS & AGREEMENTS - POOL		39.90	39.90	60.10	100.00
05-03-5800	CAPITAL OUTLAY - POOL				1,000.00	1,000.00
	POOL TOTAL	385.42	1,904.17	2.80	66,095.83	68,000.00
PARK DEPARTMENT						
05-04-5010	FUEL - PARK	89.09	345.38	34.54	654.62	1,000.00
05-04-5020	PHONE - PARK	43.81	177.41	59.14	122.59	300.00
05-04-5040	ELECTRICITY - PARK	600.08	1,063.77	38.68	1,686.23	2,750.00
05-04-5070	PENSION PLAN - PARK	41.29	209.01	20.90	790.99	1,000.00
05-04-5110	SALARIES - PARK	688.67	3,483.95	19.36	14,516.05	18,000.00
05-04-5120	SOCIAL SECURITY - PARK	49.56	255.17	10.21	2,244.83	2,500.00
05-04-5140	PROFESSIONAL - PARK		426.87	28.46	1,073.13	1,500.00
05-04-5150	INSURANCE - PARK	216.92	649.44	21.65	2,350.56	3,000.00
05-04-5151	LIFE INSURANCE - PARK	3.20	9.60	19.20	40.40	50.00
05-04-5160	UNEMPLOYMENT - PARK				75.00	75.00
05-04-5190	HEALTH INSURANCE - PARK	248.28	744.84	21.28	2,755.16	3,500.00
05-04-5192	DENTAL/VISION INS	28.57	107.69	26.92	292.31	400.00
05-04-5280	UNIFORMS - PARK		152.24	76.12	47.76	200.00
05-04-5310	CHEMICALS - PARK		53.95	3.60	1,446.05	1,500.00
05-04-5320	MATERIALS/SUPPLIES - PARK	34.97	110.48	5.52	1,889.52	2,000.00
05-04-5340	OFFICE EXPENSES - PARK	10.50	10.50	10.50	89.50	100.00
05-04-5420	MAINTENANCE/REPAIRS - PARK	1,820.40	3,111.46	62.23	1,888.54	5,000.00
05-04-5610	MISCELLANEOUS - PARK				100.00	100.00
05-04-5630	CONTRACTS & AGREEMENTS -PARK	28.32	84.96	24.27	265.04	350.00
05-04-5800	CAPITAL OUTLAY - PARK				7,500.00	7,500.00
	PARK TOTAL	3,903.66	10,996.72	21.64	39,828.28	50,825.00
GENERAL DEPARTMENT						
05-05-5010	FUEL - GEN		54.01		54.01-	
05-05-5020	PHONE - GEN	84.87	394.16	14.08	2,405.84	2,800.00

BUDGET REPORT
CALENDAR 12/2021, FISCAL 3/2022

ACCOUNT NUMBER	ACCOUNT TITLE	MONTH BALANCE	YTD BALANCE	PERCENT OF BUDGET	REMAINING BUDGET	TOTAL BUDGET
05-05-5040	ELECTRICITY - GEN	129.08	427.02	17.08	2,072.98	2,500.00
05-05-5070	PENSION PLAN - GEN	363.66	942.56	31.42	2,057.44	3,000.00
05-05-5110	SALARIES - GEN	6,983.70	23,707.03	31.61	51,292.97	75,000.00
05-05-5120	SOCIAL SECURITY - GEN	471.63	1,664.50	28.95	4,085.50	5,750.00
05-05-5140	PROFESSIONAL - GEN	3,810.00	7,444.83	37.22	12,555.17	20,000.00
05-05-5150	INSURANCE - GEN	1,084.60	3,247.22	23.19	10,752.78	14,000.00
05-05-5151	LIFE INSURANCE - GEN	6.39	19.17	12.78	130.83	150.00
05-05-5160	UNEMPLOYMENT - GEN				75.00	75.00
05-05-5190	HEALTH INSURANCE - GEN	2,806.37	7,994.79	31.98	17,005.21	25,000.00
05-05-5192	VISION/DENTAL INS	103.40	432.94	43.29	567.06	1,000.00
05-05-5280	UNIFORM - GEN				400.00	400.00
05-05-5310	CHEMICALS - GEN				1,000.00	1,000.00
05-05-5320	MATERIALS/SUPPLIES - GEN	501.44	616.03	24.64	1,883.97	2,500.00
05-05-5340	OFFICE EXPENSES - GEN	114.83	547.38	18.25	2,452.62	3,000.00
05-05-5360	POSTAGE - GENERAL				500.00	500.00
05-05-5420	MAINTENANCE/REPAIRS - GEN	2,861.28	4,087.92	233.60	2,337.92-	1,750.00
05-05-5440	SCHOOLING - GEN	331.54	686.62	22.89	2,313.38	3,000.00
05-05-5450	FEES & DUES - GEN	2,809.00	8,628.00	21.57	31,372.00	40,000.00
05-05-5459	ELECTION EXPENSES - GEN				500.00	500.00
05-05-5610	MISC - GENERAL				5,000.00	5,000.00
05-05-5630	CONTRACTS & AGREEMENTS- GEN	1,498.39	4,664.43	18.66	20,335.57	25,000.00
05-05-5800	CAPITAL OUTLAY - GEN		578.97	1.75	32,421.03	33,000.00
	GENERAL TOTAL	23,960.18	66,137.58	24.96	198,787.42	264,925.00

POLICE DEPARTMENT

05-06-5010	FUEL - POL	178.97	705.59	11.76	5,294.41	6,000.00
05-06-5020	PHONE - POL	320.09	945.25	31.51	2,054.75	3,000.00
05-06-5040	ELECTRICITY	111.58	374.53	18.73	1,625.47	2,000.00
05-06-5070	PENSION PLAN - POL	287.52	952.09	27.20	2,547.91	3,500.00
05-06-5110	SALARIES - POL	9,338.25	32,663.05	28.40	82,336.95	115,000.00
05-06-5120	SOCIAL SECURITY - POL	689.18	2,361.17	26.24	6,638.83	9,000.00
05-06-5140	PROFESSIONAL - POL	7,162.50	7,587.33	303.49	5,087.33-	2,500.00
05-06-5150	INSURANCE - POL	723.07	2,164.82	24.05	6,835.18	9,000.00
05-06-5151	LIFE INSURANCE - POL		25.56	10.22	224.44	250.00
05-06-5160	UNEMPLOYMENT - POL				250.00	250.00
05-06-5190	HEALTH INSURANCE - POL	3,484.52	11,118.68	29.26	26,881.32	38,000.00
05-06-5192	DENTAL/VISION INS	153.12	759.92	30.40	1,740.08	2,500.00
05-06-5280	POLICE UNIFORMS				2,500.00	2,500.00
05-06-5320	MATERIALS/SUPPLIES - POL	54.39	615.53	61.55	384.47	1,000.00
05-06-5340	OFFICE EXPENSES - POL	83.55	83.55	16.71	416.45	500.00
05-06-5360	POSTAGE - POL				100.00	100.00
05-06-5420	MAINTENANCE/REPAIRS - POL	1,153.41	2,903.44	72.59	1,096.56	4,000.00
05-06-5440	SCHOOLING - POL		1,222.64	17.47	5,777.36	7,000.00
05-06-5450	FEES & DUES - POL		270.00	33.75	530.00	800.00
05-06-5460	DOG BOARDING & EUTHANZING - PO				200.00	200.00
05-06-5610	MISCELLANEOUS - POL				350.00	350.00
05-06-5630	CONTRACTS & AGREEMENTS - POL	275.20	705.20	10.07	6,294.80	7,000.00
05-06-5799	EQUIPMENT - POLICE		151.99	5.07	2,848.01	3,000.00
05-06-5800	CAPITAL OUTLAY - POL				10,000.00	10,000.00

BUDGET REPORT
CALENDAR 12/2021, FISCAL 3/2022

ACCOUNT NUMBER	ACCOUNT TITLE	MONTH BALANCE	YTD BALANCE	PERCENT OF BUDGET	REMAINING BUDGET	TOTAL BUDGET
	POLICE TOTAL	24,015.35	65,610.34	28.85	161,839.66	227,450.00
LIBRARY DEPARTMENT						
05-08-5020	PHONE - LIB	110.70	332.15	22.14	1,167.85	1,500.00
05-08-5040	ELECTRICITY - LIB	241.95	645.19	11.73	4,854.81	5,500.00
05-08-5070	PENSION PLAN - LIB	125.81	445.30	29.69	1,054.70	1,500.00
05-08-5110	SALARIES - LIB	2,700.06	9,723.65	25.19	28,876.35	38,600.00
05-08-5111	SALARIES- CLEANING	50.00	150.00		150.00-	
05-08-5120	SOCIAL SECURITY - LIB	203.54	732.74	24.42	2,267.26	3,000.00
05-08-5140	PROFESSIONAL - LIB		424.83	28.32	1,075.17	1,500.00
05-08-5150	INSURANCE - LIB	144.61	432.96	21.65	1,567.04	2,000.00
05-08-5151	LIFE INSURANCE - LIB	6.39	19.17	19.17	80.83	100.00
05-08-5160	UNEMPLOYMENT - LIB				100.00	100.00
05-08-5190	HEALTH INSURANCE - LIB	496.55	1,489.65	24.03	4,710.35	6,200.00
05-08-5192	DENTAL/VISION INS	36.68	110.04	24.45	339.96	450.00
05-08-5280	UNIFORMS - LIB		87.09	43.55	112.91	200.00
05-08-5320	MATERIALS/SUPPLIES - LIB	186.16	1,127.56	70.47	472.44	1,600.00
05-08-5340	OFFICE EXPENSES - LIB	182.33	247.74	16.52	1,252.26	1,500.00
05-08-5420	MAINTENANCE/REPAIRS - LIB	2,623.14	2,623.14	11.40	20,376.86	23,000.00
05-08-5440	SCHOOLING - LIB		738.87	73.89	261.13	1,000.00
05-08-5450	FEES & DUES - LIB		500.00	33.33	1,000.00	1,500.00
05-08-5610	MISCELLANEOUS - LIB				100.00	100.00
05-08-5630	CONTRACTS & AGREEMENTS - LIB	117.32	825.26	47.16	924.74	1,750.00
05-08-5652	SUMMER READING PROGRAM - LIB	102.30	291.07	29.11	708.93	1,000.00
05-08-5800	CAPITAL OUTLAY - LIB				1,000.00	1,000.00
05-08-5801	BOOKS/VIDEOS/MAG. LIB	563.72	1,803.80	30.06	4,196.20	6,000.00
	LIBRARY TOTAL	7,891.26	22,750.21	22.96	76,349.79	99,100.00
CEMETERY DEPARTMENT						
05-11-5010	FUEL - CEM	38.00	296.21	29.62	703.79	1,000.00
05-11-5020	PHONE-CEMETERY	20.51	61.67	20.56	238.33	300.00
05-11-5070	PENSION PLAN - CEM	39.88	187.16	22.02	662.84	850.00
05-11-5110	SALARIES - CEM	664.69	3,119.73	20.80	11,880.27	15,000.00
05-11-5120	SOCIAL SECURITY - CEM	47.60	228.20	18.63	996.80	1,225.00
05-11-5140	PROFESSIONAL - CEM		424.83	28.32	1,075.17	1,500.00
05-11-5150	INSURANCE - CEM	72.31	216.49	21.65	783.51	1,000.00
05-11-5151	LIFE INSURANCE - CEM	3.19	9.57	19.14	40.43	50.00
05-11-5160	UNEMPLOYMENT - CEM				75.00	75.00
05-11-5190	HEALTH INSURANCE - CEM	248.27	744.81	24.83	2,255.19	3,000.00
05-11-5192	DENTAL/VISION INS	28.37	102.33	40.93	147.67	250.00
05-11-5310	CHEMICALS - CEM				200.00	200.00
05-11-5320	MATERIALS/SUPPLIES - CEM		39.87	7.97	460.13	500.00
05-11-5340	OFFICE EXPENSES - CEM				50.00	50.00
05-11-5420	MAINTENANCE/REPAIRS - CEM		937.02	31.23	2,062.98	3,000.00
05-11-5450	FEES & DUES - CEM				200.00	200.00
05-11-5610	MISCELLANEOUS - CEM				100.00	100.00
05-11-5630	CONTRACTS & AGREEMENTS - CEM	5.92	64.45	12.89	435.55	500.00
05-11-5800	CAPITAL OUTLAY - CEM				7,500.00	7,500.00

BUDGET REPORT
CALENDAR 12/2021, FISCAL 3/2022

ACCOUNT NUMBER	ACCOUNT TITLE	MONTH BALANCE	YTD BALANCE	PERCENT OF BUDGET	REMAINING BUDGET	TOTAL BUDGET
	CEMETERY TOTAL	1,168.74	6,432.34	17.72	29,867.66	36,300.00
	GENERAL TOTAL	61,324.61	173,855.77	21.79	623,854.23	797,710.00
ADMIN DEPARTMENT						
12-00-5010	FUEL - STR	902.07	2,235.81	31.94	4,764.19	7,000.00
12-00-5020	PHONE - STR	64.32	238.81	14.93	1,361.19	1,600.00
12-00-5040	ELECTRICITY - STR	1,820.20	5,045.93	20.18	19,954.07	25,000.00
12-00-5070	PENSION PLAN - STR	214.76	797.86	26.60	2,202.14	3,000.00
12-00-5110	SALARIES - STR	3,579.20	13,297.12	26.59	36,702.88	50,000.00
12-00-5120	SOCIAL SECURITY - STR	249.96	950.87	23.77	3,049.13	4,000.00
12-00-5140	PROFESSIONAL - STR	1,000.00	1,424.83	31.66	3,075.17	4,500.00
12-00-5150	INSURANCE - STR	1,084.60	3,247.22	23.19	10,752.78	14,000.00
12-00-5151	LIFE INSURANCE - STR	6.39	19.17	19.17	80.83	100.00
12-00-5160	UNEMPLOYMENT - STR				100.00	100.00
12-00-5190	HEALTH INSURANCE - STR	1,986.17	5,983.99	29.92	14,016.01	20,000.00
12-00-5192	DENTAL/VISION INS	104.91	342.43	68.49	157.57	500.00
12-00-5280	UNIFORMS - STR				200.00	200.00
12-00-5310	CHEMICALS - STR		105.46	21.09	394.54	500.00
12-00-5320	MATERIALS/SUPPLIES - STR	46.31	82.29	3.29	2,417.71	2,500.00
12-00-5340	OFFICE EXPENSES - STR	51.67	51.67	51.67	48.33	100.00
12-00-5380	SAND AND GRAVEL - STR	745.86	745.86	14.92	4,254.14	5,000.00
12-00-5390	CEMENT - STR				7,500.00	7,500.00
12-00-5400	SIGNS - STR				1,000.00	1,000.00
12-00-5420	MAINTENANCE/REPAIRS - STR	1,512.53	3,186.28	7.97	36,813.72	40,000.00
12-00-5421	ARMOR COATING - STR				40,000.00	40,000.00
12-00-5422	TAC COTE AND COLD MIX - STR				1,000.00	1,000.00
12-00-5423	ICE MELT - STR	1,683.64	1,683.64	33.67	3,316.36	5,000.00
12-00-5450	FEES & DUES - STR				500.00	500.00
12-00-5630	CONTRACTS & AGREEMENTS -STREET	28.40	85.20	8.52	914.80	1,000.00
12-00-5800	CAPITAL OUTLAY - STR		60,500.00	93.08	4,500.00	65,000.00
	ADMIN TOTAL	15,080.99	100,024.44	33.44	199,075.56	299,100.00
	STREET TOTAL	15,080.99	100,024.44	33.44	199,075.56	299,100.00
15-00-5640	DONATIONS- COMMUNITY BETTERMNT				2,840.00	2,840.00
	ADMIN TOTAL	.00	.00	.00	2,840.00	2,840.00
	COMMUNITY BETTERMENT TOTAL	.00	.00	.00	2,840.00	2,840.00

BUDGET REPORT
CALENDAR 12/2021, FISCAL 3/2022

ACCOUNT NUMBER	ACCOUNT TITLE	MONTH BALANCE	YTD BALANCE	PERCENT OF BUDGET	REMAINING BUDGET	TOTAL BUDGET
16-00-5640	CDA EXPENDITURE		24.18		24.18-	
16-00-5700	REVOLVING LOAN		10,000.00	2.86	340,000.00	350,000.00
16-00-5705	PROFESSIONAL FEES	1,271.36	5,014.08	10.03	44,985.92	50,000.00
	ADMIN TOTAL	1,271.36	15,038.26	3.76	384,961.74	400,000.00
	CDA TOTAL	1,271.36	15,038.26	3.76	384,961.74	400,000.00
	TOTAL EXPENSES	77,676.96	288,918.47	19.27	1210,731.53	1,499,650.00
	NET PROFIT/LOSS:	27,712.22-	161,316.57-	19.75	655,430.46-	816,747.03-

BUDGET REPORT
CALENDAR 12/2021, FISCAL 3/2022

ACCOUNT NUMBER	ACCOUNT TITLE	MONTH BALANCE	YTD BALANCE	PERCENT OF BUDGET	REMAINING BUDGET	TOTAL BUDGET
	ADMIN TOTAL	27,370.00	52,967.35	11.99	388,911.62	441,878.97
	SUMMER RECREATION TOTAL	.00	.00	.00	9,700.00	9,700.00
	POOL TOTAL	.00	.00	.00	8,500.00	8,500.00
	PARK TOTAL	597.85	1,241.06	82.74	258.94	1,500.00
	LIBRARY TOTAL	2,100.30	2,582.15	103.29	82.15	2,500.00
	CEMETERY TOTAL	2,010.00	4,960.00	49.60	5,040.00	10,000.00
	GENERAL TOTAL	32,078.15	61,750.56	13.03	412,328.41	474,078.97
	ADMIN TOTAL	15,310.39	57,203.76	33.10	115,620.24	172,824.00
	STREET TOTAL	15,310.39	57,203.76	33.10	115,620.24	172,824.00
	TOTAL REVENUE	47,388.54	118,954.32	18.39	527,948.65	646,902.97
	SUMMER RECREATION TOTAL	.00	24.41	.05	51,085.59	51,110.00
	POOL TOTAL	385.42	1,904.17	2.80	66,095.83	68,000.00
	PARK TOTAL	3,903.66	10,996.72	21.64	39,828.28	50,825.00
	GENERAL TOTAL	23,960.18	66,137.58	24.96	198,787.42	264,925.00
	POLICE TOTAL	24,015.35	65,610.34	28.85	161,839.66	227,450.00

BUDGET REPORT
CALENDAR 12/2021, FISCAL 3/2022

ACCOUNT NUMBER	ACCOUNT TITLE	MONTH BALANCE	YTD BALANCE	PERCENT OF BUDGET	REMAINING BUDGET	TOTAL BUDGET
	LIBRARY TOTAL	7,891.26	22,750.21	22.96	76,349.79	99,100.00
	CEMETERY TOTAL	1,168.74	6,432.34	17.72	29,867.66	36,300.00
	GENERAL TOTAL	61,324.61	173,855.77	21.79	623,854.23	797,710.00
	ADMIN TOTAL	15,080.99	100,024.44	33.44	199,075.56	299,100.00
	STREET TOTAL	15,080.99	100,024.44	33.44	199,075.56	299,100.00
	TOTAL EXPENSES	76,405.60	273,880.21	24.97	822,929.79	1,096,810.00
	NET PROFIT/LOSS:	29,017.06-	154,925.89-	34.44	294,981.14-	449,907.03-

BUDGET REPORT
CALENDAR 12/2021, FISCAL 3/2022

ACCOUNT NUMBER	ACCOUNT TITLE	MONTH BALANCE	YTD BALANCE	PERCENT OF BUDGET	REMAINING BUDGET	TOTAL BUDGET
ADMIN DEPARTMENT						
01-00-4010	CONSUMERS REVENUE - ELEC	88,823.75	314,766.16	22.48	1085,233.84	1,400,000.00
01-00-4050	PENALTY REVENUE - ELEC	437.72	1,914.16	19.14	8,085.84	10,000.00
01-00-4300	INTEREST - ELEC		64.80	4.32	1,435.20	1,500.00
01-00-4500	METER DEPOSITS		1,125.00	37.50	1,875.00	3,000.00
01-00-4610	MISC REVENUES - ELEC				4,000.00	4,000.00
	ADMIN TOTAL	89,261.47	317,870.12	22.41	1100,629.88	1,418,500.00
POWER PLANT DEPARTMENT						
01-10-4360	NPPD AGREEMENT REV - PP	11,808.00	35,424.00	24.95	106,576.00	142,000.00
01-10-4361	NPPD PLANT GENERATION - PP				1,000.00	1,000.00
01-10-4362	NPPD REIMB NATURAL GAS - PP	32.21	96.63	3.22	2,903.37	3,000.00
01-10-4363	NPPD REIMB CELL PHONE - PP	20.00	60.00	25.00	180.00	240.00
	POWER PLANT TOTAL	11,860.21	35,580.63	24.33	110,659.37	146,240.00
	ELECTRIC TOTAL	101,121.68	353,450.75	22.59	1211,289.25	1,564,740.00
ADMIN DEPARTMENT						
02-00-4010	CONSUMERS REVENUE - WTR	15,105.32	48,884.63	21.25	181,115.37	230,000.00
02-00-4011	LRNRD WATER INCOME - WTR	2,706.43	8,510.50	21.28	31,489.50	40,000.00
02-00-4020	MISC WATER INCOME	164.75	164.75	5.49	2,835.25	3,000.00
02-00-4050	PENALTY REVENUE - WTR	89.53	297.31	19.82	1,202.69	1,500.00
02-00-4300	INTEREST - WATER		64.80	6.48	935.20	1,000.00
02-00-4343	GRANT MONEY				60,000.00	60,000.00
	ADMIN TOTAL	18,066.03	57,921.99	17.26	277,578.01	335,500.00
	WATER TOTAL	18,066.03	57,921.99	17.26	277,578.01	335,500.00
ADMIN DEPARTMENT						
03-00-4010	CONSUMERS REVENUE - SWR	9,617.21	25,738.39	24.51	79,261.61	105,000.00
03-00-4050	PENALTY REVENUE - SWR	69.20	202.90	28.99	497.10	700.00
03-00-4300	INTEREST -SEWER		64.80	6.48	935.20	1,000.00
03-00-4305	GRANT REVEUNE				20,000.00	20,000.00
	ADMIN TOTAL	9,686.41	26,006.09	20.53	100,693.91	126,700.00
	SEWER TOTAL	9,686.41	26,006.09	20.53	100,693.91	126,700.00

BUDGET REPORT
CALENDAR 12/2021, FISCAL 3/2022

ACCOUNT NUMBER	ACCOUNT TITLE	MONTH BALANCE	YTD BALANCE	PERCENT OF BUDGET	REMAINING BUDGET	TOTAL BUDGET
SANITATION DEPARTMENT						
04-07-4010	CONSUMERS REVENUE - SAN	12,527.41	37,794.87	26.07	107,205.13	145,000.00
04-07-4050	PENALTY REVENUE - SAN	99.65	282.00	18.80	1,218.00	1,500.00
04-07-4200	C & D REVENUE - SAN	1,852.35	3,159.55	126.38	659.55-	2,500.00
04-07-4300	INTEREST - SAN		64.82	4.32	1,435.18	1,500.00
04-07-4305	MISC REVENUE -SAN				100.00	100.00
		-----	-----	-----	-----	-----
	SANITATION TOTAL	14,479.41	41,301.24	27.42	109,298.76	150,600.00
WASTE REDUCTION DEPARTMENT						
04-14-4012	RECYCLING REVENUE - WR	227.28	4,423.13	58.98	3,076.87	7,500.00
04-14-4304	COUNTY REIMBURSEMENT/WAGES - W		2,809.62	23.41	9,190.38	12,000.00
		-----	-----	-----	-----	-----
	WASTE REDUCTION TOTAL	227.28	7,232.75	37.09	12,267.25	19,500.00
		=====	=====	=====	=====	=====
	SANITATION/WASTE REDUCT TOTAL	14,706.69	48,533.99	28.53	121,566.01	170,100.00
		=====	=====	=====	=====	=====
		=====	=====	=====	=====	=====
	TOTAL REVENUE	143,580.81	485,912.82	22.12	1711,127.18	2,197,040.00
		=====	=====	=====	=====	=====
ADMIN DEPARTMENT						
01-00-5010	FUEL - ELEC	332.52	585.67	29.28	1,414.33	2,000.00
01-00-5020	PHONE - ELEC	84.87	134.80	10.78	1,115.20	1,250.00
01-00-5030	NATURAL GAS - ELEC	55.55	87.76	10.97	712.24	800.00
01-00-5041	POWER PURCHASED - ELEC	47,886.12	191,757.92	23.24	633,242.08	825,000.00
01-00-5070	PENSION PLAN - ELEC	279.61	1,269.83	21.16	4,730.17	6,000.00
01-00-5110	SALARIES - ELEC	4,702.38	21,335.63	21.34	78,664.37	100,000.00
01-00-5120	SOCIAL SECURITY - ELEC	312.97	1,469.91	21.00	5,530.09	7,000.00
01-00-5140	PROFESSIONAL - ELEC		824.83	41.24	1,175.17	2,000.00
01-00-5150	INSURANCE - ELEC	650.74	1,948.30	19.48	8,051.70	10,000.00
01-00-5151	LIFE INSURANCE - ELEC	19.17	57.51	23.00	192.49	250.00
01-00-5160	UNEMPLOYMENT - ELEC				100.00	100.00
01-00-5190	HEALTH INSURANCE - ELEC	4,866.08	15,037.53	30.08	34,962.47	50,000.00
01-00-5192	DENTAL/VISION INS	237.91	784.79	65.40	415.21	1,200.00
01-00-5240	DISTRIBUTION SUPPLIES - ELEC	1,772.40	2,731.41	15.17	15,268.59	18,000.00
01-00-5280	UNIFORM - ELEC	191.64	191.64	47.91	208.36	400.00
01-00-5310	CHEMICALS - ELEC		72.82	24.27	227.18	300.00
01-00-5320	MATERIALS/SUPPLIES - ELEC	127.50	258.24	17.22	1,241.76	1,500.00
01-00-5340	OFFICE EXPENSES - ELEC	184.00	229.79	22.98	770.21	1,000.00
01-00-5360	POSTAGE - ELEC	185.69	201.48	20.15	798.52	1,000.00
01-00-5420	MAINTENANCE/REPAIRS - ELEC	210.83	356.50	5.94	5,643.50	6,000.00
01-00-5440	SCHOOLING - ELEC				1,000.00	1,000.00
01-00-5450	FEES & DUES - ELEC				2,000.00	2,000.00
01-00-5610	MISCELLANEOUS - ELEC				500.00	500.00

BUDGET REPORT
CALENDAR 12/2021, FISCAL 3/2022

ACCOUNT NUMBER	ACCOUNT TITLE	MONTH BALANCE	YTD BALANCE	PERCENT OF BUDGET	REMAINING BUDGET	TOTAL BUDGET
01-00-5620	MISC REBATE REFUND		218.95	14.60	1,281.05	1,500.00
01-00-5630	CONTRACTS & AGREEMENTS - ELEC	113.42	1,182.84	25.71	3,417.16	4,600.00
01-00-5800	CAPITAL OUTLAY - ELEC				4,000.00	4,000.00
01-00-5952	COMB BOND PRINCIPAL PYMT - ELE				95,000.00	95,000.00
01-00-5953	COMB BOND FUND INTEREST PYMNT				2,477.50	2,477.50
	ADMIN TOTAL	62,213.40	240,738.15	21.03	904,139.35	1,144,877.50
POWER PLANT DEPARTMENT						
01-10-5030	NATURAL GAS - PP	32.21	98.93	3.30	2,901.07	3,000.00
01-10-5110	SALARIES - PP				3,500.00	3,500.00
01-10-5120	FICA EXPENSE - PP				300.00	300.00
01-10-5150	INSURANCE - PP	1,590.74	4,762.59	23.81	15,237.41	20,000.00
01-10-5300	OIL - PP				1,500.00	1,500.00
01-10-5310	CHEMICALS - PP				500.00	500.00
01-10-5320	MATERIALS/SUPPLIES - PP		25.01	5.00	474.99	500.00
01-10-5420	MAINTENANCE/REPAIRS - PP	183.44	337.36	8.43	3,662.64	4,000.00
01-10-5630	CONTRACTS & AGREEMENTS - PP	523.32	1,074.96	35.83	1,925.04	3,000.00
	POWER PLANT TOTAL	2,329.71	6,298.85	17.35	30,001.15	36,300.00
	ELECTRIC TOTAL	64,543.11	247,037.00	20.91	934,140.50	1,181,177.50
ADMIN DEPARTMENT						
02-00-5010	FUEL - WTR	195.93	620.73	31.04	1,379.27	2,000.00
02-00-5020	PHONE - WTR	164.88	326.79	21.79	1,173.21	1,500.00
02-00-5040	ELECTRICITY - WTR	1,751.04	4,760.06	17.00	23,239.94	28,000.00
02-00-5070	PENSION PLAN - WTR	144.56	511.22	25.56	1,488.78	2,000.00
02-00-5110	SALARIES - WTR	2,428.90	8,576.44	24.50	26,423.56	35,000.00
02-00-5120	SOCIAL SECURITY - WTR	135.72	501.64	16.72	2,498.36	3,000.00
02-00-5140	PROFESSIONAL - WTR		424.83	16.99	2,075.17	2,500.00
02-00-5150	INSURANCE - WTR	433.84	1,298.89	21.65	4,701.11	6,000.00
02-00-5151	LIFE INSURANCE - WTR	3.20	9.60	9.60	90.40	100.00
02-00-5160	UNEMPLOYMENT - WTR				100.00	100.00
02-00-5190	HEALTH INSURANCE - WTR	1,464.81	4,436.68	26.89	12,063.32	16,500.00
02-00-5192	DENTAL/VISION INS	89.77	281.85	56.37	218.15	500.00
02-00-5240	DISTRIBUTION SUPPLIES - WTR		3,928.21	65.47	2,071.79	6,000.00
02-00-5280	UNIFORMS - WTR				200.00	200.00
02-00-5320	MATERIALS/SUPPLIES - WTR	492.43	978.43	97.84	21.57	1,000.00
02-00-5340	OFFICE EXPENSES - WTR	10.50	10.50	2.10	489.50	500.00
02-00-5360	POSTAGE - WTR	185.69	201.48	20.15	798.52	1,000.00
02-00-5420	MAINTENANCE/REPAIRS - WTR	1,263.63	1,979.83	7.92	23,020.17	25,000.00
02-00-5440	SCHOOLING - WTR		25.47	1.70	1,474.53	1,500.00
02-00-5450	FEES & DUES - WTR		388.02	77.60	111.98	500.00
02-00-5500	LOSS ON DISPOSAL - WATER				3,500.00	3,500.00
02- 20	LABORATORY TESTING/MONITORING	100.00	221.00		221.00-	

BUDGET REPORT
CALENDAR 12/2021, FISCAL 3/2022

ACCOUNT NUMBER	ACCOUNT TITLE	MONTH BALANCE	YTD BALANCE	PERCENT OF BUDGET	REMAINING BUDGET	TOTAL BUDGET
02-00-5630	CONTRACTS & AGREEMENTS - WATER	49.42	3,540.54	16.09	18,459.46	22,000.00
02-00-5800	CAPITAL OUTLAY - WTR		70,115.48	107.87	5,115.48-	65,000.00
	ADMIN TOTAL	8,914.32	103,137.69	46.17	120,262.31	223,400.00
	WATER TOTAL	8,914.32	103,137.69	46.17	120,262.31	223,400.00
03-00-5010	FUEL - SWR		92.89	13.27	607.11	700.00
03-00-5040	ELECTRICITY - SWR	191.16	546.24	15.61	2,953.76	3,500.00
03-00-5070	PENSION PLAN - SWR	121.31	439.79	25.13	1,310.21	1,750.00
03-00-5110	SALARIES - SWR	2,039.31	7,382.74	25.46	21,617.26	29,000.00
03-00-5120	SOCIAL SECURITY - SWR	106.67	412.59	18.54	1,812.41	2,225.00
03-00-5140	PROFESSIONAL - SWR		424.83	28.32	1,075.17	1,500.00
03-00-5150	INSURANCE - SWR	72.31	216.49	21.65	783.51	1,000.00
03-00-5151	LIFE INSURANCE	3.19	9.57	9.57	90.43	100.00
03-00-5160	UNEMPLOYMENT				100.00	100.00
03-00-5190	HEALTH INSURANCE - SWR	1,464.80	4,407.07	26.71	12,092.93	16,500.00
03-00-5192	DENTAL/VISION INS	84.62	267.90	53.58	232.10	500.00
03-00-5310	CHEMICALS - SWR				1,000.00	1,000.00
03-00-5320	MATERIALS/SUPPLIES - SWR	20.67	277.42	277.42	177.42-	100.00
03-00-5340	OFFICE EXPENSES - SWR				100.00	100.00
03-00-5360	POSTAGE - SWR	185.69	201.48	28.78	498.52	700.00
03-00-5420	MAINTENANCE/REPAIRS - SEWER	478.66	38,904.81	77.81	11,095.19	50,000.00
03-00-5425	ENGINEERING - SWR				200.00	200.00
03-00-5630	CONTRACTS & AGREEMENTS -SEWER	49.41	1,063.03	5.32	18,936.97	20,000.00
	ADMIN TOTAL	4,817.80	54,646.85	42.37	74,328.15	128,975.00
	SEWER TOTAL	4,817.80	54,646.85	42.37	74,328.15	128,975.00

SANITATION DEPARTMENT

04-07-5010	FUEL - SAN	1,180.24	3,080.79	20.54	11,919.21	15,000.00
04-07-5020	PHONE - SANITATION	69.90	209.70	24.67	640.30	850.00
04-07-5070	PENSION PLAN - SAN	88.22	240.44	30.06	559.56	800.00
04-07-5110	SALARIES - SAN	3,754.69	13,908.99	26.75	38,091.01	52,000.00
04-07-5120	SOCIAL SECURITY - SAN	258.46	982.56	23.68	3,167.44	4,150.00
04-07-5140	PROFESSIONAL - SAN		424.83	3.69	11,075.17	11,500.00
04-07-5150	INSURANCE - SAN	361.53	1,082.40	21.65	3,917.60	5,000.00
04-07-5160	UNEMPLOYMENT				100.00	100.00
04-07-5190	HEALTH INSURANCE - SAN	222.53	572.22	22.89	1,927.78	2,500.00
04-07-5192	DENTAL/VISION INS	82.04	274.48	54.90	225.52	500.00
04-07-5280	UNIFORMS				200.00	200.00
04-07-5320	MATERIALS/SUPPLIES - SAN	52.10	56.69	1.89	2,943.31	3,000.00
04-07-5340	OFFICE EXPENSES - SAN	41.18	41.18	8.24	458.82	500.00

BUDGET REPORT
CALENDAR 12/2021, FISCAL 3/2022

ACCOUNT NUMBER	ACCOUNT TITLE	MONTH BALANCE	YTD BALANCE	PERCENT OF BUDGET	REMAINING BUDGET	TOTAL BUDGET
04-07-5360	POSTAGE - SAN	185.67	201.47	20.15	798.53	1,000.00
04-07-5420	MAINTENANCE/REPAIRS - SAN	231.22	1,522.40	6.09	23,477.60	25,000.00
04-07-5450	FEES & DUES - SAN	59.50	59.50	1.32	4,440.50	4,500.00
04-07-5451	DISPOSAL FEES - SAN	2,911.19	7,477.42	24.92	22,522.58	30,000.00
04-07-5475	C & D TICKET FEE	10.00	310.00	31.00	690.00	1,000.00
04-07-5630	CONTRACTS & AGREEMENTS -SAN	49.41	1,063.02	42.52	1,436.98	2,500.00
04-07-5800	CAPITAL OUTLAY - SAN				11,000.00	11,000.00
04-07-5850	C&D CLOSURE/POST-CLOSURE EXP				5,000.00	5,000.00
	SANITATION TOTAL	9,557.88	31,508.09	17.89	144,591.91	176,100.00
WASTE REDUCTION DEPARTMENT						
04-14-5020	PHONE - WR				500.00	500.00
04-14-5040	ELECTRICITY - WR	135.56	280.28	14.01	1,719.72	2,000.00
04-14-5140	PROFESSIONAL - WR		424.83	35.40	775.17	1,200.00
04-14-5150	INSURANCE - WR	506.15	1,515.38	25.26	4,484.62	6,000.00
04-14-5151	LIFE INSURANCE				50.00	50.00
	WASTE REDUCTION TOTAL	641.71	2,220.49	22.77	7,529.51	9,750.00
	SANITATION/WASTE REDUCT TOTAL	10,199.59	33,728.58	18.15	152,121.42	185,850.00
	TOTAL EXPENSES	88,474.82	438,550.12	25.51	1280,852.38	1,719,402.50
	NET PROFIT/LOSS:	55,105.99	47,362.70	9.92	430,274.80	477,637.50

BUDGET REPORT
CALENDAR 12/2021, FISCAL 3/2022

ACCOUNT NUMBER	ACCOUNT TITLE	MONTH BALANCE	YTD BALANCE	PERCENT OF BUDGET	REMAINING BUDGET	TOTAL BUDGET
	ADMIN TOTAL	89,261.47	317,870.12	22.41	1100,629.88	1,418,500.00
	POWER PLANT TOTAL	11,860.21	35,580.63	24.33	110,659.37	146,240.00
	ELECTRIC TOTAL	101,121.68	353,450.75	22.59	1211,289.25	1,564,740.00
	ADMIN TOTAL	18,066.03	57,921.99	17.26	277,578.01	335,500.00
	WATER TOTAL	18,066.03	57,921.99	17.26	277,578.01	335,500.00
	ADMIN TOTAL	9,686.41	26,006.09	20.53	100,693.91	126,700.00
	SEWER TOTAL	9,686.41	26,006.09	20.53	100,693.91	126,700.00
	SANITATION TOTAL	14,479.41	41,301.24	27.42	109,298.76	150,600.00
	WASTE REDUCTION TOTAL	227.28	7,232.75	37.09	12,267.25	19,500.00
	SANITATION/WASTE REDUCT TOTAL	14,706.69	48,533.99	28.53	121,566.01	170,100.00
	TOTAL REVENUE	143,580.81	485,912.82	22.12	1711,127.18	2,197,040.00
	ADMIN TOTAL	62,213.40	240,738.15	21.03	904,139.35	1,144,877.50
	POWER PLANT TOTAL	2,329.71	6,298.85	17.35	30,001.15	36,300.00
	ELECTRIC TOTAL	64,543.11	247,037.00	20.91	934,140.50	1,181,177.50

BUDGET REPORT
CALENDAR 12/2021, FISCAL 3/2022

ACCOUNT NUMBER	ACCOUNT TITLE	MONTH BALANCE	YTD BALANCE	PERCENT OF BUDGET	REMAINING BUDGET	TOTAL BUDGET
	ADMIN TOTAL	8,914.32	103,137.69	46.17	120,262.31	223,400.00
	WATER TOTAL	8,914.32	103,137.69	46.17	120,262.31	223,400.00
	ADMIN TOTAL	4,817.80	54,646.85	42.37	74,328.15	128,975.00
	SEWER TOTAL	4,817.80	54,646.85	42.37	74,328.15	128,975.00
	SANITATION TOTAL	9,557.88	31,508.09	17.89	144,591.91	176,100.00
	WASTE REDUCTION TOTAL	641.71	2,220.49	22.77	7,529.51	9,750.00
	SANITATION/WASTE REDUCT TOTAL	10,199.59	33,728.58	18.15	152,121.42	185,850.00
	TOTAL EXPENSES	88,474.82	438,550.12	25.51	1280,852.38	1,719,402.50
	NET PROFIT/LOSS:	55,105.99	47,362.70	9.92	430,274.80	477,637.50

Checking Account Balance

December-21

Cornerstone Bank & SCSB

Beginging Balance	\$	1,297,828.61
Credit Transactions	\$	201,462.44
Debit Transactions	\$	173,043.05
ending bank balance	\$	1,326,248.00

KENO CHECKING	\$	2,639.28
CDBG checking account	\$	-
C & D Enterprise Fund	\$	26,570.57
Farmers State Bank Trust/ Health Acct	\$	40,229.64

CD BALANCES BANK (CBS) BANK (SCSB)	CORNERSTONE SOUTH CENTRAL STATE	CERTIFICATE VALUE	RATE	MATURITY DATE	ACCOUNT TERM
CSB CD#4910		\$139,250.72	0.35%	3/19/2022	12 MONTH
CSB CD#92247		\$140,522.87	0.30%	12/19/2022	13 MONTH
					14 MONTHS
CSB CD#92872		\$247,054.46	0.40%	3/12/2022	STEP UP
					14 MONTHS
CSB CD#92944		\$315,869.69	0.40%	3/19/2022	STEP UP
CSB CD#5238		\$51,040.45	0.35%	3/10/2022	12 MONTH
CSB CD#5239		\$51,490.91	0.35%	3/10/2023	18 MONTH
Total CBS:		\$945,229.10			
SCSB CD#4530		\$267,112.97	0.30%	11/2/2022	12 MONTH
SCSB CD#4885		\$106,734.24	0.35%	7/24/2022	15 MONTH
SCSB CD#405160		\$127,742.16	0.30%	1/30/2023	18 MONTHS
SCSB CD#405161		\$128,655.80	1.65%	1/30/2022	24 MONTHS
SCSB CD# 405172		\$48,776.02	1.70%	9/7/2022	30 MONTHS

Total SCSB: \$679,021.19

Total CD's Investments: \$1,624,250.29

GRAND TOTAL CHECKING & CD'S: \$3,019,937.78



FREEDOM CLAIMS MANAGEMENT, INC.

52 NW 30TH RD

GREAT BEND, KS 67530

866-792-9151

WWW.FREEDOMCLAIMSINC.COM

CITY OF FRANKLIN REVIEW

06/01/2021 – 11/30/2021

PRESENTED BY:

ALICIA STROTHER & BRIAN STROTHER

STROTHER INSURANCE SERVICES

&

JULIE YARMER

JULIE YARMER, PRESIDENT

FREEDOM CLAIMS MANAGEMENT, INC.

JULIE@FREEDOMCLAIMSINC.COM

**City of Franklin
Review**

Medical	FreedomChoice		FreedomChoice		FreedomChoice	
	6/1/2021		6/1/2021		6/1/2021	
	Projected		Actual (thru 11/30/2021)		Actual (thru 11/30/2021) with Reserves	
	IND	FAM	IND	FAM	IND	FAM
Deductible - PPO	\$1,000	\$2,000	\$1,000	\$2,000	\$1,000	\$2,000
Coinsurance - PPO	80%		80%		80%	
Coinsurance Out-of-Pocket	\$1,000	\$2,000	\$1,000	\$2,000	\$1,000	\$2,000
Deductible/Coinsurance Out-of-Pocket	\$2,000	\$4,000	\$2,000	\$4,000	\$2,000	\$4,000
Deductible - Non-PPO	\$2,000	\$4,000	\$2,000	\$4,000	\$2,000	\$4,000
Coinsurance - Non-PPO	50%		50%		50%	
Deductible/Coinsurance Out-of-Pocket - Non-PPO	\$4,000	\$8,000	\$4,000	\$8,000	\$4,000	\$8,000
PPO Office Visits	\$35		\$35		\$35	
PPO Specialty Office Visits	\$50		\$50		\$50	
Prescription Drugs - Generic	\$15		\$15		\$15	
Prescription Drugs - Brand Formulary	\$45		\$45		\$45	
Prescription Drugs - Brand Non-Formulary	\$60		\$60		\$60	

Rates - Medical (4-tier)		Fully Insured	Fully Insured	Fully Insured
Employee Only	3	\$626.45	\$646.06	\$264.78
Employee/Spouse	1	\$1,723.42	\$1,762.65	\$1,000.10
Employee/Child(ren)	1	\$1,449.17	\$1,483.49	\$816.26
Employee/Family	4	\$2,172.59	\$2,221.63	\$1,268.43
Estimated Monthly Premium		\$13,742.30	\$14,070.84	\$7,684.43
Estimated Annual Premium		\$164,907.60	\$168,850.14	\$92,213.21
			2.39%	-44.08%

City of Franklin
911143
Monthly Claims Analysis for Freedom Choice
June 1, 2021 through May 31, 2022

	# of Employees	Total Illustrative Rates	Total Umbrella Policy Rates	TPA Admin Fee	Monthly Medical Claims Paid	Monthly Rx Claims Paid	Risk Management Fee	Gross Savings of Freedom Choice	Net Savings of Freedom Choice
June-21	10	\$ 17,944.81	\$ 13,654.88	\$ 260.00	\$ 5,575.22	\$ -	\$ (309.06)	\$ (1,545.29)	\$ (1,236.23)
July-21	10	\$ 17,944.81	\$ 13,654.88	\$ 260.00	\$ 2,751.77	\$ -	\$ 255.63	\$ 1,278.16	\$ 1,022.53
August-21	10	\$ 17,944.81	\$ 13,654.88	\$ 260.00	\$ 319.55	\$ -	\$ 742.08	\$ 3,710.38	\$ 2,968.30
September-21	10	\$ 17,944.81	\$ 13,654.88	\$ 260.00	\$ 382.25	\$ -	\$ 729.54	\$ 3,647.68	\$ 2,918.14
October-21	10	\$ 17,944.81	\$ 13,654.88	\$ 260.00	\$ 89.26	\$ -	\$ 788.13	\$ 3,940.67	\$ 3,152.54
November-21	9	\$ 15,614.32	\$ 11,768.03	\$ 234.00	\$ 2,387.44	\$ -	\$ 244.97	\$ 1,224.85	\$ 979.88
December-21	0	\$ -	\$ -	\$ -	\$ -	\$ -	\$ -	\$ -	\$ -
January-22	0	\$ -	\$ -	\$ -	\$ -	\$ -	\$ -	\$ -	\$ -
February-22	0	\$ -	\$ -	\$ -	\$ -	\$ -	\$ -	\$ -	\$ -
March-22	0	\$ -	\$ -	\$ -	\$ -	\$ -	\$ -	\$ -	\$ -
April-22	0	\$ -	\$ -	\$ -	\$ -	\$ -	\$ -	\$ -	\$ -
May-22	0	\$ -	\$ -	\$ -	\$ -	\$ -	\$ -	\$ -	\$ -
		\$ 105,338.37	\$ 80,042.43	\$ 1,534.00	\$ 11,505.49	\$ -	\$ 2,451.29	\$ 12,256.45	\$ 9,805.16



FreedomChoice
Group Health Plan
Freedom Claims Management, Inc
P.O. Box 1365
Great Bend, KS 67530
620-792-9151 - Telephone
620-792-3389 - Fax

Top Benefits by Location & Plan - Medical\Dental

City of Franklin (911143)

Includes All Paid By Plan Amounts Over \$0.00

From 6/1/2021 To 11/30/2021

Rank	Benefit Code	Description	# of Claims	Total Charges	Allowable Charges	Paid By Employee	Paid By Plan
City of Franklin / City of Franklin - NON PPO Plan							
1	NCOV	EXPENSE NOT COVERED	1	\$1,210.00	\$0.00	\$0.00	\$0.00
All Others:			0	\$0.00	\$0.00	\$0.00	\$0.00
Location / Plan Totals:		City of Franklin / City of Franklin - NON PPO Plan					
			1	\$1,210.00	\$0.00	\$0.00	\$0.00

Top Benefits by Location & Plan - Medical\Dental

City of Franklin (911143)

Includes All Paid By Plan Amounts Over \$0.00

From 6/1/2021 To 11/30/2021

Rank	Benefit Code	Description	# of Claims	Total Charges	Allowable Charges	Paid By Employee	Paid By Plan
City of Franklin / City of Franklin - PPO Plan							
1	HOSPSURG	OUTPT HOSP MISC SURGERY	2	\$31,965.11	\$26,511.48	\$2,365.30	\$6,330.55
2	HOSP	OUT-PATIENT HOSPITAL FACILI	5	\$10,609.20	\$9,826.17	\$2,578.95	\$3,268.73
3	MHOP	M & N - OUTPATIENT	11	\$3,475.00	\$2,220.50	\$700.00	\$1,418.08
4	XRAY	DIAGNOSTIC X-RAY	4	\$1,177.51	\$1,078.21	\$739.84	\$338.37
5	LAB	LAB	16	\$4,488.00	\$4,135.49	\$2,863.45	\$112.94
6	MDOV	DOCTOR'S OFFICE VISIT	16	\$2,094.00	\$1,864.31	\$455.00	\$30.00
7	CHIR	CHIROPRACTIC	1	\$50.00	\$41.82	\$35.00	\$6.82
8	CARDIO	CARDIOLOGY	2	\$63.00	\$33.85	\$17.06	\$0.00
9	CHIR1	CHIROPRACTIC VISITS	1	\$30.00	\$27.23	\$27.23	\$0.00
10	ERMD	HOSPITAL EMERGENCY ROOM	2	\$370.00	\$248.15	\$80.22	\$0.00
11	INJECT	INJECTION	4	\$351.00	\$280.53	\$280.53	\$0.00
12	MDOV1	SPECIALISTS OFFICE VISIT	3	\$580.00	\$529.11	\$150.00	\$0.00
13	NCOV	EXPENSE NOT COVERED	4	\$4,826.00	\$0.00	\$0.00	\$0.00
14	NCOVDUP	DUPLICATE NOT COVERED	1	\$137.00	\$0.00	\$0.00	\$0.00
15	OPHE	HOSPITAL EMERGENCY ROOM	1	\$2,961.00	\$1,096.47	\$0.00	\$0.00
All Others:			0	\$0.00	\$0.00	\$0.00	\$0.00
Location / Plan Totals:		City of Franklin / City of Franklin - PPO Plan					
			73	\$63,176.82	\$47,893.32	\$10,292.58	\$11,505.49
Group Totals:		City of Franklin					
			74	\$64,386.82	\$47,893.32	\$10,292.58	\$11,505.49
All Group Totals:							
			74	\$64,386.82	\$47,893.32	\$10,292.58	\$11,505.49

Top Providers By Location & Plan - Medical\Dental

City of Franklin (911143)

Includes All Paid By Plan Amounts Over \$0.00

From 6/1/2021 To 11/30/2021

Rank	Code	Provider	# of Claims	Total Charges	Allowable Charge	Paid By Employee	Paid By Plan
City of Franklin / City of Franklin - NON PPO Plan							
1	853939842	2 Goodwin Kath Kearney Dental Clinic	1	\$1,210.00	\$0.00	\$0.00	\$0.00
All Others:			0	\$0.00	\$0.00	\$0.00	\$0.00
Location / Plan Totals:		City of Franklin / City of Franklin - NON PPO Plan					
			<u>1</u>	<u>\$1,210.00</u>	<u>\$0.00</u>	<u>\$0.00</u>	<u>\$0.00</u>

Top Providers By Location & Plan - Medical\Dental**City of Franklin (911143)**

Includes All Paid By Plan Amounts Over \$0.00

From 6/1/2021 To 11/30/2021

Rank	Code	Provider		# of Claims	Total Charges	Allowable Charge	Paid By Employee	Paid By Plan
City of Franklin / City of Franklin - PPO Plan								
1	470378779	1 Mary Lanning	Mary Lanning Memorial Hospital	2	\$7,376.99	\$6,902.38	\$2,060.15	\$4,842.23
2	476007436	4 Franklin Cou	Franklin County Memorial	17	\$13,052.00	\$12,207.03	\$5,535.85	\$3,379.69
3	470481628	1 Phelps Memor	Phelps Memorial Health Ct	1	\$24,918.63	\$19,909.86	\$365.30	\$1,728.93
4	470808292	2 Aden Brianna	Michael Burke PsyD & Associate	1	\$1,500.00	\$1,228.90	\$350.00	\$878.90
5	470808292	3 Schweitzer D	Michael Burke Psy D and Associ	10	\$1,975.00	\$991.60	\$350.00	\$539.18
6	263513000	5 Lee Jeffrey	Plains Radiology Services	1	\$0.00	\$122.20	\$24.44	\$97.76
7	476007436	16 Kahrs Rebecc	FCMH Pool Medical Clinic	2	\$225.00	\$164.27	\$87.18	\$15.00
8	476007436	19 Machard Dion	FCMH Hildreth Medical Clinic	1	\$285.00	\$285.00	\$35.00	\$15.00
9	911781681	1 Sheen James	James D Sheen DC	1	\$80.00	\$69.05	\$62.23	\$6.82
10	470378779	29 Acino Shawn	Mary Lanning Healthcare	1	\$144.00	\$113.98	\$50.49	\$1.98
11	263513000	33 Peters Grego	Plains Radiology Services	1	\$203.00	\$0.00	\$0.00	\$0.00
12	270860326	2 Denney Sean	Platte Valley Medical Clinic	1	\$43.00	\$16.79	\$0.00	\$0.00
13	270860326	23 Crandal Robe	Platte Valley Medical Clinic	1	\$250.00	\$167.93	\$0.00	\$0.00
14	270860326	4 Kearney Regi	Kearney Regional Med Cntr	1	\$2,961.00	\$1,096.47	\$0.00	\$0.00
15	470378779	6 Stritt Matth	Hastings Pulmonary & Sleep	2	\$274.00	\$111.51	\$35.00	\$0.00
16	470379755	14 CHI Health G	CHI Health Good Samaritan	1	\$2,635.20	\$2,335.63	\$489.53	\$0.00
17	470557957	9 Herold Danie	Hastings Radiology	1	\$39.00	\$11.15	\$11.15	\$0.00
18	470592379	12 Larson Leann	Family Practice Associates PC	1	\$271.00	\$249.95	\$110.95	\$0.00
19	470592379	13 Wewel Scott	Scott Wewel	1	\$129.00	\$129.00	\$35.00	\$0.00
20	470592379	15 Hatch Laura	Family Practice Associates PC	1	\$189.00	\$154.00	\$0.00	\$0.00
21	470592379	16 Herbig Amy	Family Practice Associates PC	1	\$189.00	\$154.00	\$0.00	\$0.00
22	470637178	1 Leonard Dani	Children & Adolescent Clinic	1	\$587.00	\$0.00	\$0.00	\$0.00
23	470826969	1 Ichtertz Dol	Nebraska Hand & Shoulder Insit	2	\$4,662.00	\$446.40	\$267.80	\$0.00
24	476007436	10 Wewel Scott	FCMH Pool Medical Clinic	3	\$366.00	\$303.50	\$103.59	\$0.00
25	476007436	13 Machard, Dlo	FCMH Pool Medical Clinic	1	\$120.00	\$80.22	\$80.22	\$0.00
26	476007436	20 Dorn Erica	FCMH Hildreth Medical Clinic	1	\$135.00	\$135.00	\$35.00	\$0.00
27	476007436	5 Mazour Linda	FCMH Pool Medical Clinic	5	\$567.00	\$507.50	\$203.70	\$0.00
All Others:				0	\$0.00	\$0.00	\$0.00	\$0.00
Location / Plan Totals: City of Franklin / City of Franklin - PPO Plan								
				62	\$63,176.82	\$47,893.32	\$10,292.58	\$11,505.49

Top Providers By Location & Plan - Medical\Dental

Includes All Paid By Plan Amounts Over \$0.00

From 6/1/2021 To 11/30/2021

Rank	Code	Provider	# of Claims	Total Charges	Allowable Charge	Paid By Employee	Paid By Plan
Group Totals for Group:		City of Franklin					
			<u>63</u>	<u>\$64,386.82</u>	<u>\$47,893.32</u>	<u>\$10,292.58</u>	<u>\$11,505.49</u>
All Groups Totals:							
			<u>63</u>	<u>\$64,386.82</u>	<u>\$47,893.32</u>	<u>\$10,292.58</u>	<u>\$11,505.49</u>



CITY OF FRANKLIN

Administrative Contract Details

Client Number:	L151035	Contract Effective Date:	6/1/2021
Writing Agent Name:	JULIE YARMER	Group Specific Deductible:	\$25,000.00
Stop Loss Carrier:	National Health Insurance Company	Contract Basis:	12/18
End of Contract Refund Percent:	48.5%	Contract Reporting Period:	06/01/2021-05/31/2022
		Report Run Date:	12/03/2021

Group Claim History Analysis

Period	Employees	Employer PreFunded Claim-Billed	YTD PreFunded Claim Fund	Claims Paid	YTD Claims Paid	Ineligible	Specific Paid Claims	YTD Aggregate Claims Paid	YTD Aggregate Advances	YTD Prefund Claim Fund Balance
6/1/2021-6/30/2021	10	\$ 2,295	\$ 2,295	\$ 277	\$ 277	\$ 0	\$ 0	\$ 277	\$ 0	\$ 2,018
7/1/2021-7/31/2021	10	\$ 2,295	\$ 4,590	\$ 17,499	\$ 17,776	\$ 0	\$ 0	\$ 17,776	\$ 13,186	\$ 0
8/1/2021-8/31/2021	10	\$ 2,295	\$ 6,885	\$ 20,991	\$ 38,767	\$ 0	\$ 7,478	\$ 31,289	\$ 24,404	\$ 0
9/1/2021-9/30/2021	10	\$ 2,295	\$ 9,180	\$ 18,459	\$ 57,226	\$ 0	\$ 17,992	\$ 31,756	\$ 22,576	\$ 0
10/1/2021-10/31/2021	10	\$ 2,295	\$ 11,475	\$ 18,458	\$ 75,685	\$ 0	\$ 16,165	\$ 34,050	\$ 22,575	\$ 0
11/1/2021-11/30/2021	10	\$ 2,295	\$ 13,770	\$ 21,113	\$ 96,797	\$ 0	\$ 16,064	\$ 39,099	\$ 25,329	\$ 0
12/1/2021-12/31/2021										
1/1/2022-1/31/2022										
2/1/2022-2/28/2022										
3/1/2022-3/31/2022										
4/1/2022-4/30/2022										
5/1/2022-5/31/2022										
6/1/2022-6/30/2022										
7/1/2022-7/31/2022										
8/1/2022-8/31/2022										
9/1/2022-9/30/2022										
10/1/2022-10/31/2022										
11/1/2022-11/30/2022										
Totals		\$ 13,770	\$ 13,770	\$ 96,797	\$ 96,797	\$ 0	\$ 57,699	\$ 39,099	\$ 25,329	\$ 0
1	2	3	4	5	6	7	8	9	10	11

- The month in your Policy Period that designates the activity.
- The number of employees enrolled for the corresponding month.
- The amount billed & deposited to your Claim Fund Account each month.
- The YTD Claim Fund Account.
- Claims that have been paid (not incurred) for the corresponding month.
- The YTD claims that have been paid.
- Claims that are not eligible for reimbursement from the Aggregate Fund.
- The amount of claims above the Specific Deductible.
- Claims paid that are eligible towards the Aggregate Fund.
- Any YTD advances paid to the Prefund Claims Account.
- Funds available to pay claims incurred but not yet received or claims received but not yet processed. Final funds available at the end of the contract run-out will be determined after all eligible claims have been processed and standard audits have been performed.

Please note, employee counts, billed amounts, and prior monthly claims data may change to reflect voids and adjustments. As this is a summary report, these figures are subject to final verification.

Health Benefits Plan for the Employees

City of Franklin

Group Number: 911143

Effective Date: June 1, 2021		FreedomChoice	
Base Plan Claims Administrator Base Plan Financial Program Umbrella Insurance Carrier Preferred Provider Network Umbrella Carrier Website		Freedom Claims Management, Inc. Medical Expense Reimbursement Plan NGIC Network's Choice http://www.aetna.com/asa	
		PPO Network	Non-Network
Base Plan	Amounts Paid By The Member...	↓	↓
Calendar Year Employee Deductible <i>Deductible restarts every January 1st</i>	Individual Family Limitation	\$1,000 \$2,000	\$2,000 \$4,000
Employee Cost Share Percentages <u>AFTER</u> Deductible		20%	50%
Out-of-Pocket Maximum <u>AFTER</u> Deductible <i>Before 1st \$5,000 Limit Reached</i>	Individual Family Limitation <i>Do Not Apply to Deductible</i>	\$1,000 \$2,000	\$2,000 \$4,000
Copays Paid by Member "Per Visit" <i>Services performed are subject to Deductible. Deductible applies AFTER Emergency Room Copayment made.</i>	Primary Care MD Specialist Physician Urgent Care Facility Emergency Room Chiropractor	\$35 \$50 \$50 \$150 \$35	Deductible Deductible Deductible Deductible Deductible
Vision Exam (through an in network VSP provider)		Covered in Full	Deductible
Routine Preventive Care	Per Person	No Copay	Deductible
<u>Prescription Drug Card Benefit</u> <i>Prescription drug services and administration provided by Caremark/CVS, a Prescription Benefit Management Company</i>	<i>Mandatory Generic</i> Generic Drugs Preferred Brand Non-Preferred Brand Specialty Drugs	<u>Retail Copays</u> \$15 \$45 \$60	<u>Mail Order</u> \$45 \$135 \$180
		Deductible / Coinsurance	Deductible / Coinsurance
Base Plan - Deductible, copays, cost share amounts & Rx copays for the member. Until the member's claims reach the initial \$5,000 threshold, the balance of these costs are paid by the Employer's Medical Expense Reimbursement Plan. Base Plan claims are processed by Freedom Claims Management, Inc. a Third Party Administrator, after first being submitted to your current carrier for claim discounting and review.			
Please direct questions to Freedom Claims Management, Inc. at 1-866-792-9151			
Umbrella	Applies to Claims Exceeding this Amount →	\$5,000	\$10,000
Employee Cost Share Percentages after Umbrella Policy Level Reached...		<i>Copays Continue</i>	30%
"Umbrella" Out-of-Pocket Maximum	Individual Family	\$6,500 \$13,000	\$19,500 \$39,000
Lifetime Maximum		Unlimited	Unlimited
Current Carrier processes and pays eligible, in network claims above the \$5,000 threshold.			

Please refer to the final Schedule of Benefits and the Summary Plan Description for all other eligible or ineligible expenses which supersede this handout. Please also refer to the certificate of coverage from Current Carrier for actual details on cost share amounts. This is not a legal document.

ID CARDS: You will have two ID Cards. Present both of them to your providers. Current Carrier will review the claim first and apply the PPO discount. Freedom Claims Management, Inc. will coordinate your reimbursement as secondary payor. Use the Current Carrier and Freedom Claims Management, Inc. card for prescriptions at your participating pharmacy.

Please use participating network physicians and hospitals that participate in your Current Carrier Network in order to maximize benefits and reimbursements. Certain services require Pre-Certification. Please have your provider contact Current Carrier to maximize benefit reimbursement.

5/19/2021

C CTR DESCRIPTION	REG HRS	OT HRS	VAC HRS	SCK HRS	TOT HRS	REG AMT	OT AMT	VAC AMT	SCK AMT	TOT AMT	DEDUCTIONS
10010 ELECTRIC	94.88	2.44	.00	8.38	113.70	1949.80	.00	.00	190.43	2296.23	637.85
12010 STREET	80.00	.00	.00	.00	80.00	1789.60	.00	.00	.00	1789.60	370.59
20010 WATER	52.13	6.19	15.00	1.13	74.45	845.51	.00	261.60	16.72	1123.83	.00
30010 SEWER	43.88	.69	15.00	1.13	60.70	716.48	.00	261.60	16.72	994.80	.00
40710 SANITATION	89.36	11.68	3.25	1.11	105.40	1557.15	73.13	61.59	16.71	1708.58	.00
50410 PARK	16.13	.00	.00	2.50	18.63	252.20	.00	.00	39.10	291.30	.00
50510 GENERAL	197.43	.25	.00	.07	197.75	3895.29	.00	.00	1.42	3896.71	480.90
50610 POLICE	216.00	.00	.00	.00	216.00	4525.00	.00	.00	.00	4525.00	510.90
50810 LIBRARY	105.25	.00	8.00	.00	113.25	1271.51	.00	101.60	.00	1373.11	106.14
51110 CEMETERY	16.12	1.50	.00	2.50	20.12	252.19	.00	.00	39.10	291.29	.00
99999 SPLIT PAY	.00	.00	.00	.00	.00	.00	.00	.00	.00	.00	1289.16
TOTAL	911.18	22.75	41.25	16.82	1000.00	17054.73	73.13	686.39	320.20	18290.45	3395.54

C CTR DESCRIPTION	REG HRS	OT HRS	VAC HRS	SCK HRS	TOT HRS	REG AMT	OT AMT	VAC AMT	SCK AMT	TOT AMT	DEDUCTIONS
10010 ELECTRIC	159.56	1.50	.00	3.44	172.50	3421.11	.00	.00	51.08	3663.87	633.90
12010 STREET	72.00	5.50	.00	.00	85.50	1610.64	.00	.00	.00	1789.60	370.68
20010 WATER	50.56	9.50	6.00	3.44	69.50	865.33	7.31	104.64	51.08	1028.36	.00
30010 SEWER	50.56	7.00	6.00	3.44	67.00	865.33	.00	104.64	51.08	1021.05	.00
40710 SANITATION	84.82	7.50	6.75	3.43	110.50	1584.86	.00	127.91	51.09	1915.46	.00
50410 PARK	34.00	3.25	.00	.00	43.25	531.76	.00	.00	.00	625.60	.00
50510 GENERAL	73.00	.00	13.00	.00	86.00	1523.47	.00	263.51	.00	1786.98	481.15
50610 POLICE	218.75	.00	.00	.00	218.75	5284.50	.00	.00	.00	5284.50	565.33
50810 LIBRARY	92.00	.50	.00	21.00	113.50	1171.56	9.53	.00	233.88	1414.97	110.31
50811 LIB- CLEANING	.00	.00	.00	.00	.00	50.00	.00	.00	.00	50.00	.00
51110 CEMETERY	34.00	3.25	.00	.00	43.25	531.76	.00	.00	.00	625.60	.00
99999 SPLIT PAY	.00	.00	.00	.00	.00	.00	.00	.00	.00	.00	1291.76
TOTAL	869.25	38.00	31.75	34.75	1009.75	17440.32	16.84	600.70	438.21	19205.99	3453.13

Reviewed and Approved DECEMBER 2021

Date	Vendor	Amount	Item
12/24/21	Aflac	\$ 804.96	Insurance
12/3/21	Allied Insurance	\$ 13,654.88	Health Insurance
12/20/21	Black Hills Energy	\$ 87.76	Power Plant gas bill
12/5/21	Delta Dental	\$ 417.55	Insurance
12/10/21	EFTPS	\$ 3,545.03	Payroll taxes
12/24/21	EFTPS	\$ 3,512.25	Payroll taxes
12/27/21	EMC	\$ 7,230.65	Insurance
12/8/21	Freedom Claims	\$ 2,234.00	Insurance
12/15/21	Megan Spargo	\$ 1,271.36	CDA Expense
12/10/21	MG Trust	\$ 1,879.05	Payroll retirement
1/5/21	MG Trust	\$ 1,812.57	Payroll retirement
12/22/21	NE Dept of Rev	\$ 7,729.37	Sales Tax
12/29/21	NE Dept of Rev	\$ 1,034.21	Payroll
12/10/2021	Payroll	\$ 12,423.71	Payroll
12/24/2021	Payroll	\$ 12,136.11	Payroll
12/2/21	VSP	\$ 145.56	Insurance

TOTAL CLAIMS REPORT: \$69,919.02

Mayor Marg Siel

Council Dreher

Council Urbina

Council Loschen

SCHEDULED CLAIMS LIST

INVOICE#	LINE	DUE DATE	INVOICE DATE	REFERENCE	PAYMENT AMOUNT	DIST GL	ACCOUNT	CK SQ
				CORNERSTONE CHECK ACCT BK#1				
				794 AMANDA SHELTON				
01112022	1	1/11/22	1/11/22	SCHOOLING/LIB	70.20	05	05-08-5440	1
				INVOICE TOTAL	70.20			
				VENDOR TOTAL	70.20			
				551 AMERICAN LEGAL PUBLISHING CORP				
01112022	1	1/11/22	1/11/22	UPDATES FOR ORD BOOK	399.00	05	05-05-5140	1
				INVOICE TOTAL	399.00			
				VENDOR TOTAL	399.00			
				755 BAKER & TAYLOR				
01112022	1	1/11/22	1/11/22	BOOKS/LIBRARY	495.24	05	05-08-5801	1
				INVOICE TOTAL	495.24			
				VENDOR TOTAL	495.24			
				6 BARCO MUNICIPAL PRODUCTS INC				
01112022	1	1/11/22	1/11/22	SUPPLIES/WATER	68.95	02	02-00-5320	1
				INVOICE TOTAL	68.95			
				VENDOR TOTAL	68.95			
				11 ROBERT E. PLATT				
01112022	1	1/11/22	1/11/22	MAINT/REPAIRS/WATER	259.00	02	02-00-5420	1
	2			MAINT/REPAIRS/SEWER	259.00	03	03-00-5420	1
	3			MAINT/REPAIRS/STREET	394.20	12	12-00-5420	1
				INVOICE TOTAL	912.20			
				VENDOR TOTAL	912.20			
				691 CHRISTIE MALL				
01112022	1	1/11/22	1/11/22	CLEANING	75.00	05	05-05-5450	1
				INVOICE TOTAL	75.00			
				VENDOR TOTAL	75.00			
				385 CITY OF FRANKLIN				
01112022	1	1/11/22	1/11/22	TITLE FEE/POLICE	10.00	05	05-06-5450	1
	2			CARWASH/POLICE	4.50	05	05-06-5420	1
	3			POSTAGE/POLICE	9.30	05	05-06-5360	1
	4			POSTAGE/STREET	2.24	12	12-00-5630	1
	5			OFFICE EXP/GENERAL	16.05	05	05-05-5340	1
	6			DUES/GENERAL	20.00	05	05-05-5450	1
				INVOICE TOTAL	62.09			
				VENDOR TOTAL	62.09			
				15 CITY OF HOLDREGE				
01112022	1	1/11/22	1/11/22	DISPOSAL FEES	2,073.34	04	04-07-5451	1
				INVOICE TOTAL	2,073.34			

SCHEDULED CLAIMS LIST

INVOICE#	LINE	DUE DATE	INVOICE DATE	REFERENCE	PAYMENT AMOUNT	DIST	GL ACCOUNT	CK SQ
				VENDOR TOTAL	2,073.34			
01112022	1	1/11/22	1/11/22	829 CLINE WILLIAMS WRIGHT CDA BOARD/REDEVEL.PROJECT	720.00	16	16-00-5705	1
				INVOICE TOTAL	720.00			
				VENDOR TOTAL	720.00			
01112022	1	1/11/22	1/11/22	20 COOPERATIVE PRODUCERS INC FUEL/ELECT	127.13	01	01-00-5010	1
	2			FUEL/WATER	200.61	02	02-00-5010	1
	3			FUEL/STREET	575.20	12	12-00-5010	1
	4			FUEL/PARK	62.37	05	05-04-5010	1
	5			FUEL/POLICE	154.10	05	05-06-5010	1
				INVOICE TOTAL	1,119.41			
				VENDOR TOTAL	1,119.41			
01112022	1	1/11/22	1/11/22	33 DUTTON-LAINSON COMPANY DIST.SUPPLIES/ELECT	438.81	01	01-00-5240	1
	2			STREET LIGHTS REPAIRS	747.56	12	12-00-5420	1
				INVOICE TOTAL	1,186.37			
				VENDOR TOTAL	1,186.37			
01112022	1	1/11/22	1/11/22	36 CITY OF FRANKLIN-ELECTRIC FUND ELECTRICITY	741.11	02	02-00-5040	1
	2			ELECTRICITY	312.13	03	03-00-5040	1
	3			ELECTRICITY	272.49	05	05-04-5040	1
	4			ELECTRICITY	155.29	05	05-05-5040	1
	5			ELECTRICITY	329.88	05	05-08-5040	1
	6			ELECTRICITY	2,260.64	12	12-00-5040	1
	7			ELECTRICITY	137.80	05	05-06-5040	1
	8			ELECTRICITY	162.14	14	04-14-5040	1
				INVOICE TOTAL	4,371.48			
				VENDOR TOTAL	4,371.48			
01112022	1	1/11/22	1/11/22	172 RAQUEL FELZIEN SCHOOLING	143.91	05	05-05-5440	1
				INVOICE TOTAL	143.91			
				VENDOR TOTAL	143.91			
01112022	1	1/11/22	1/11/22	65 FRANKLIN AUTO PARTS SUPPLIES/POWER PLANT	17.68	01	01-10-5320	1
	2			MAINT/REPAIRS/POWER PLANT	7.75	01	01-10-5420	1
	3			MAINT/SAN	197.32	04	04-07-5420	1
	4			SUPPLIES/STREET	366.76	12	12-00-5320	1
	5			MAINT/STREET	272.80	12	12-00-5420	1
				INVOICE TOTAL	862.31			
				VENDOR TOTAL	862.31			

SCHEDULED CLAIMS LIST

INVOICE#	LINE	DUE DATE	INVOICE DATE	REFERENCE	PAYMENT AMOUNT	DIST	GL ACCOUNT	CK SQ
86 FRANKLIN COUNTY CHRONICLE								
01112022	1	1/11/22	1/11/22	ADS/GENERAL	115.07	05	05-05-5630	1
	2			ADS/CDA BOARD	23.49	16	16-00-5640	1
	3			ADS/LIBRARY	1.73	05	05-08-5630	1
	4			ADS/SAN	37.20	04	04-07-5630	1
				INVOICE TOTAL	177.49			
				VENDOR TOTAL	177.49			
39 FRANKLIN COUNTY SHERIFF								
01112022	1	1/11/22	1/11/22	ENFORCEMENT HOURS	60.00	05	05-06-5630	1
	2			COMMUNICATION FEE	200.00	05	05-06-5630	1
				INVOICE TOTAL	260.00			
				VENDOR TOTAL	260.00			
67 FRANKLIN PUBLIC SCHOOL								
01112022	1	1/11/22	1/11/22	TOBACCO LICENSE RENEWAL 2022	50.00	05	05-05-5450	1
				INVOICE TOTAL	50.00			
				VENDOR TOTAL	50.00			
393 GLENWOOD TELECOMMUNICATIONS								
01112022	1	1/11/22	1/11/22	PHONE/INTERNET/GENERAL	119.20	05	05-05-5020	1
	2			PHONE/INTERNET/WATER	71.37	02	02-00-5020	1
	3			INTERNET/ELECT	37.45	01	01-00-5020	1
	4			PHONE/INTERNET/LIBRARY	109.78	05	05-08-5020	1
	5			INTERNET/SAN/RECYCLING	69.90	04	04-07-5020	1
	6			PHONE/POOL	1.75	05	05-03-5020	1
	7			INTERNET/STREET	23.30	12	12-00-5020	1
	8			INTERNET/PARK	23.30	05	05-04-5020	1
	9			INTERNET/WATER	23.30	02	02-00-5020	1
	10			INTERENET/POLICE	85.15	05	05-06-5020	1
				INVOICE TOTAL	564.50			
				VENDOR TOTAL	564.50			
788 GOLDSTAR PRODUCTS INC								
01112022	1	1/11/22	1/11/22	SEWER MAINT	1,637.80	03	03-00-5420	1
				INVOICE TOTAL	1,637.80			
				VENDOR TOTAL	1,637.80			
500 HOMETOWN LEASING								
01112022	1	1/11/22	1/11/22	LEASE CO. FOR COPIER	89.00	05	05-08-5630	1
	2			LEASE CO. FOR COPIER	49.42	01	01-00-5630	1
	3			LEASE CO. FOR COPIER	49.42	02	02-00-5630	1
	4			LEASE CO. FOR COPIER	49.42	03	03-00-5630	1
	5			LEASE CO. FOR COPIER	49.41	04	04-07-5630	1
	6			LEASE CO. FOR COPIER	49.41	05	05-05-5630	1
				INVOICE TOTAL	336.08			
				VENDOR TOTAL	336.08			

SCHEDULED CLAIMS LIST

INVOICE#	LINE	DUE DATE	INVOICE DATE	REFERENCE	PAYMENT AMOUNT	DIST	GL ACCOUNT	CK SQ
45 INGRAM FEED & SEED								
01112022	1	1/11/22	1/11/22	MAINT/CHAINSAW/GEN/ASAY BLDG	70.97	05	05-05-5420	1
	2			SUPPLIES/ELECT	77.90	01	01-00-5320	1
				INVOICE TOTAL	148.87			
				VENDOR TOTAL	148.87			
54 JIM'S OK TIRE INC								
01112022	1	1/11/22	1/11/22	REPAIRS/STREET	44.30	12	12-00-5420	1
	2			TIRE FEE/ASAY BLDG	28.00	05	05-05-5420	1
	3			SET OF TIRES/WATER	441.00	02	02-00-5420	1
	4			SET OF TIRES/SEWER	441.00	03	03-00-5420	1
				INVOICE TOTAL	954.30			
				VENDOR TOTAL	954.30			
874 KEARNEY WINLECTRIC CO								
01112022	1	1/11/22	1/11/22	MAINT/REPAIRS/WATER	82.15	02	02-00-5420	1
				INVOICE TOTAL	82.15			
				VENDOR TOTAL	82.15			
535 MADISON NATIONAL LIFE								
01112022	1	1/11/22	1/11/22	INSURANCE	6.39	05	05-08-5151	1
	2			INSURANCE	6.39	12	12-00-5151	1
	3			INSURANCE	6.39	05	05-05-5151	1
	4			INSURANCE	19.17	01	01-00-5151	1
	5			INSURANCE	3.20	05	05-04-5151	1
	6			INSURANCE	3.19	05	05-11-5151	1
	7			INSURANCE	3.20	02	02-00-5151	1
	8			INSURANCE	3.19	03	03-00-5151	1
	9			INSURANCE	19.17	05	05-06-5151	1
				INVOICE TOTAL	70.29			
				VENDOR TOTAL	70.29			
51 MICHAEL TODD & CO INC								
01112022	1	1/11/22	1/11/22	MAINT/REPAIRS/STREET	822.74	12	12-00-5420	1
				INVOICE TOTAL	822.74			
				VENDOR TOTAL	822.74			
79 MUNICIPAL SUPPLY, INC								
01112022	1	1/11/22	1/11/22	DIST. SUPPLIES/WATER	104.79	02	02-00-5240	1
				INVOICE TOTAL	104.79			
				VENDOR TOTAL	104.79			
58 NE PUBLIC HEALTH ENVIRONMENTAL								
01112022	1	1/11/22	1/11/22	WATER TESTING	78.00	02	02-00-5520	1
				INVOICE TOTAL	78.00			
				VENDOR TOTAL	78.00			

SCHEDULED CLAIMS LIST

INVOICE#	LINE	DUE DATE	INVOICE DATE	REFERENCE	PAYMENT AMOUNT	DIST	GL ACCOUNT	CK SQ
44 ONE CALL CONCEPTS								
01112022	1	1/11/22	1/11/22	LOCATE FEES	35.39	02	02-00-5450	1
				INVOICE TOTAL	35.39			
				VENDOR TOTAL	35.39			
655 PERSON & MCQUAY LAW								
01112022	1	1/11/22	1/11/22	PROFESSIONAL FEE	1,300.00	05	05-05-5140	1
				INVOICE TOTAL	1,300.00			
				VENDOR TOTAL	1,300.00			
99 PITSTOP & SHOP								
01112022	1	1/11/22	1/11/22	FUEL/SAN	922.22	04	04-07-5010	1
				INVOICE TOTAL	922.22			
				VENDOR TOTAL	922.22			
52 PLANKS LUMBER & HARDWARE								
01112022	1	1/11/22	1/11/22	SUPPLIES/STREET	17.56	12	12-00-5320	1
	2			MAINT/GENERAL	20.97	05	05-05-5420	1
	3			MAINT/WATER	19.33	02	02-00-5420	1
				INVOICE TOTAL	57.86			
				VENDOR TOTAL	57.86			
95 REPUBLICAN VALLEY ANML CTR PC								
01112022	1	1/11/22	1/11/22	FELINE BOARD 2	43.09	05	05-06-5460	1
				INVOICE TOTAL	43.09			
				VENDOR TOTAL	43.09			
63 RIGHTWAY GROCERY								
01112022	1	1/11/22	1/11/22	ACCT#134 OFFICE EXP/GEN	62.08	05	05-05-5340	1
	2			ACCT#134 SUPPLIES/PARK	55.52	05	05-04-5320	1
	3			ACCT#134 OFFICE EXP/POLICE	20.06	05	05-06-5340	1
	4			ACCT#245 SUPPLIES/LIBRARY	12.86	05	05-08-5320	1
				INVOICE TOTAL	150.52			
				VENDOR TOTAL	150.52			
62 S.E. SMITH & SONS								
01112022	1	1/11/22	1/11/22	MAINT/ASAY BLDG/GEN	1,577.36	05	05-05-5420	1
	2			SUPPLIES/STREET	3.59	12	12-00-5320	1
				INVOICE TOTAL	1,580.95			
				VENDOR TOTAL	1,580.95			
126 SCHMIDT COMPUTER SYSTEMS								
01112022	1	1/11/22	1/11/22	COMPUTER SERVICES	32.50	05	05-05-5340	1
	2			COMPUTER SERVICES	32.50	05	05-06-5340	1
				INVOICE TOTAL	65.00			
				VENDOR TOTAL	65.00			

SCHEDULED CLAIMS LIST

INVOICE#	LINE	DUE DATE	INVOICE DATE	REFERENCE	PAYMENT AMOUNT	DIST	GL ACCOUNT	CK SQ
46 SOUTHERN PUBLIC POWER DIST.								
01112022	1	1/11/22	1/11/22	POWER	42,259.05	01	01-00-5041	1
	2			POWER	1,276.00	02	02-00-5040	1
				INVOICE TOTAL	43,535.05			
				VENDOR TOTAL	43,535.05			
785 SPARQDATA								
01112022	1	1/11/22	1/11/22	CONTRACT/MAIN PROGRAM	2,050.00	05	05-05-5630	1
	2			CONTRACT/MAIN PROGRAM	2,050.00	01	01-00-5630	1
				INVOICE TOTAL	4,100.00			
				VENDOR TOTAL	4,100.00			
384 TERRY L. CARPENTER, JR.								
01112022	1	1/11/22	1/11/22	PEST CONTROL	28.32	01	01-10-5630	1
	2			PEST CONTROL	28.32	05	05-08-5630	1
	3			PEST CONTROL	28.32	05	05-04-5630	1
	4			PEST CONTROL	28.32	05	05-05-5630	1
	5			PEST CONTROL	28.32	05	05-05-5630	1
	6			PEST CONTROL	28.40	12	12-00-5630	1
				INVOICE TOTAL	170.00			
				VENDOR TOTAL	170.00			
617 UTILITY SERVICE COMPANY INC								
01112022	1	1/11/22	1/11/22	CONTRACT/WATER	2,477.50	02	02-00-5630	1
				INVOICE TOTAL	2,477.50			
				VENDOR TOTAL	2,477.50			
3 VERIZON WIRELESS								
01112022	1	1/11/22	1/11/22	PHONE/STREET	42.84	12	12-00-5020	1
	2			PHONE/INTERNET/POLICE	208.90	05	05-06-5020	1
	3			PHONE/PARK	21.42	05	05-04-5020	1
	4			PHONE/CEMETERY	21.42	05	05-11-5020	1
				INVOICE TOTAL	294.58			
				VENDOR TOTAL	294.58			
90 US DEPARTMENT OF ENERGY								
01112022	1	1/11/22	1/11/22	POWER	2,973.89	01	01-00-5041	1
				INVOICE TOTAL	2,973.89			
				VENDOR TOTAL	2,973.89			
				CORNERSTONE CHECK ACCT TOTAL	75,552.56			
				TOTAL MANUAL CHECKS	.00			
				TOTAL E-PAYMENTS	.00			
				TOTAL PURCH CARDS	.00			
				TOTAL ACH PAYMENTS	.00			

SCHEDULED CLAIMS LIST

INVOICE#	LINE	DUE DATE	INVOICE DATE	REFERENCE	PAYMENT AMOUNT	DIST GL ACCOUNT	CK SQ
				TOTAL OPEN PAYMENTS	75,552.56		
				GRAND TOTALS	75,552.56		

NEBRASKA

Good Life. Great Journey.

DEPARTMENT OF TRANSPORTATION



Pete Ricketts, Governor

December 1, 2021

RE: Certificate of Compliance for Maintenance Agreement

Find attached the Certificate of Compliance for the 2021 Maintenance Agreement between the City and the State of Nebraska, Department of Transportation. Please sign, date, and return the certificate to me at the address listed below. Please have it returned by February 28, 2022, if possible. District Engineer, Kurt Vosburg, will sign it and send it to the Lincoln office for billing or paying. Thank you for your quick response.

A handwritten signature in black ink, appearing to read "K. Doyle".

Nebraska Department of Transportation
Kelly Doyle
District Hwy Operations Manager
619 Auditorium Dr.
McCook NE 69001

CERTIFICATE OF COMPLIANCE

Maintenance Agreement No. 60 QE 1719 Supp 4
Maintenance Agreement between the Nebraska Department of Transportation and the
Municipality of Franklin
Municipal Extensions in Franklin

We hereby certify that all roadway snow removal has been accomplished as per terms of the Maintenance Agreement specified above.

As per Section 8d of the Agreement, we are submitting this certificate to District Engineer Kurt Vosburg, Department of Transportation, McCook, Nebraska.

ATTEST: _____ day of _____, 20_____.

City Clerk

Mayor/Designee

I hereby certify that all roadway snow removal was performed as per the above listed agreement and payment for the same should be made.

District Engineer, Department of Transportation

For Office Use Only

Agreement No.: _____
Pay/Bill Code: _____
Contractor No.: _____
Amount: \$ _____

NEBRASKA

Good Life. Great Journey.

DEPARTMENT OF TRANSPORTATION



Pete Ricketts, Governor

December 1, 2021

RE: 2022 Maintenance Agreement Renewal

Find enclosed the 2022 Maintenance Agreement RENEWAL between the City and the State of Nebraska. Attachments B and C are included.

Please sign both renewal agreement copies and return to the McCook District Office at your earliest convenience. Our District Engineer, Kurt Vosburg, will sign them and one original will be returned to your office.

If you have any questions, please feel free to call.

A handwritten signature in black ink, appearing to read "K. Doyle".

Nebraska Dept. of Transportation
Kelly Doyle
619 Auditorium Dr.
McCook NE 69001
308-345-8490

Kyle Schneweis, P.E., Director

Department of Transportation

District 7 Headquarters
619 Auditorium Drive
McCook, NE 69001-3569

OFFICE 308-345-8490 FAX 308-345-8492
NDOT.ContactUs@nebraska.gov

dot.nebraska.gov

~~NEBRASKA~~

Good Life. Great Journey.

DEPARTMENT OF TRANSPORTATION

AGREEMENT RENEWAL

Maintenance Agreement No. 60
Maintenance Agreement between the Nebraska Department of Transportation and the
Municipality of Franklin
Municipal Extensions in Franklin

We hereby agree that Maintenance Agreement No. 60 described above be renewed for
the period January 1, 2022 to December 31, 2022.

All figures, terms and exhibits to remain in effect as per the original agreement dated
January 1, 2017, with Attachments B and C attached hereto.

In witness whereof, the parties hereto have caused these presents to be executed by
their proper officials thereunto duly authorized as of the dates indicated below.

Executed by the City this _____ day of _____, 20_____.

ATTEST: City of _____ Franklin _____

City Clerk/Witness

Mayor/Designee

Executed by the State this _____ day of _____, 20_____.

ATTEST: State of Nebraska

District Engineer, Department of Transportation

NEBRASKA

Good Life. Great Journey.

DEPARTMENT OF ROADS

Attachment "A"

MAINTENANCE OPERATION AND RESPONSIBILITY
 Municipal extensions and connecting links
(Streets Designated Part of the State Highway System excluding Freeways)

Maintenance Responsibility
 Neb. Rev. Stat. § 39-2105

<u>Maintenance Operation</u> Neb. Rev. Stat. § 39-1339	Metropolitan Cities (Omaha)	Primary Cities (Lincoln)	1 st Class Cities	2 nd Class Cities & Villages
Surface maintenance of the traveled way equivalent to the design of the rural highway leading into municipality.	Department	Department	Department	Department
Surface maintenance of the roadway exceeding the design of the rural highway leading into the municipality including shoulders and auxiliary lanes.	City	City	City	City
Surface maintenance on parking lanes.	City	City	City	Department
Maintenance of roadway appurtenances (including, but not limited to, sidewalks, storm sewers, guardrails, handrails, steps, curb or grate inlets, driveways, fire plugs, or retaining walls)	City	City	City	City or Village
Mowing of the right-of-way, right-of-way maintenance and snow removal.	City	City	City	City or Village
Bridges from abutment to abutment, except appurtenances.	Department	Department	Department	Department

Maintenance Responsibility
 Neb. Rev. Stat. § 60-6, 120 & § 60-6, 121

<u>Maintenance Operation</u> Neb. Rev. Stat. § 39-1339	Metropolitan Cities (Omaha)	Primary Cities (Lincoln)	1 st Class Cities > 40,000	1 st Class Cities < 40,000	2 nd Class Cities
Pavement markings limited to lane lines, centerline, No passing lines, and edge lines on all connecting links except state maintained freeways	City	City	City	Department	Department
Miscellaneous pavement marking, including angle and parallel parking lanes, pedestrian crosswalks, school crossings, etc.	City	City	City	City	City
Maintenance and associated power costs of traffic signals and roadway lighting as referred to in original project agreement.					
Procurement, installation and maintenance of guide and route marker signs	City	City	City	Department	Department
Procurement, installation and maintenance of regulatory and warning signs.	City	City	City	Department	Department



Good Life. Great Journey.

DEPARTMENT OF TRANSPORTATION

City Maintenance Agreement

Attachment B

City of: FRANKLIN

Date: 12/1/21

Surface Maintenance

From Attachment "C", it is determined that the City's responsibility for surface maintenance within the City limits is _____ lane miles. Pursuant to Sections 1a, 8a, 8d of the Agreement and to Attachment "C" made part of this Agreement through reference, the City agrees to pay to the City the sum of \$ _____ per lane mile for performing the surface maintenance on those lanes listed on Attachment "C".

Amount due the City for surface maintenance:

_____ lane miles x \$ _____ per lane mile = \$ _____ .

Snow Removal

From Attachment "A", it is determined that snow removal within City limits is the responsibility of the City. Pursuant to Section 8d of the Agreement and to Attachment "C" made a part of this Agreement through reference, the City agrees to pay to the State the sum of \$665.00 per lane mile for performing snow removal on those lanes listed on Attachment "C".

Amount due the State for snow removal:

4.18 lane miles x \$665.00 per lane mile = \$2,779.70 ✓

Other (Explain)

ATTACHMENT "C"

City of FRANKLIN

STATE OF NEBRASKA
DEPARTMENT OF ROADS

RESPONSIBILITY FOR SURFACE MAINTENANCE
OF MUNICIPAL EXTENSIONS

NEB. REV. STAT. 39-1339
and NEB. REV. STAT. 39-2101

DESCRIPTION	HWY. NO.	REF FROM	POST TO	LENGTH IN MILES	WIDTH OF STREET	TOTAL DRIVING LANES	TOTAL LANE MILES	RESPONSIBILITY	
								STATE	CITY
South City Limits to Jct. US 136	10	6.3	6.80	0.52		2	1.04	1.04	
North Jct. N-10 to East City Limits	136	51.73	52.73	1.03		2	2.06	2.06	
West City Limits to Jct. N-10 and US 136	L31D	0.64	1.18	0.54		2	1.08	1.08	
Total Lane Miles				2.09			4.18	4.18	

South Central Economic Development District, Inc.

POB 79; 401 East Ave (2nd Floor)

Invoice

Date	Invoice #
1/5/2022	1313


Bill To
City of Franklin 619 15th Avenue Franklin, NE 68939

P.O. No.	Terms	Project

Quantity	Description	Rate	Amount
	Franklin County Membership Dues	5,000.00	5,000.00
		Total	\$5,000.00



To: County Boards in the South Central Economic Development District

From: Sharon Hueftle, Executive Director 

Date: January 5, 2022

Subject: Commitment to Membership and Representative Designation for the South Central Economic Development District Board of Directors

Each year it is necessary for member governmental entities within the South Central Economic Development District (SCEDD) to express their commitment to membership and designate a person to represent them on the Board of Directors. For our official records, please designate your representative at your earliest convenience, then complete, sign, and return the attached form by February 11, 2022, via postal or email. Please be sure to include email information for each representative as most of our communication is sent via email.

Regarding representatives: this can be the same person that has represented the governmental entity in previous years or someone new. If an employee or an elected official of your governmental entity is designated, please indicate their elected or employment position on the form below. If someone other than an elected official or an employee of your governmental entity is designated, please indicate their role in the community such as business owner, Chamber Director, Economic Developer, Educator, etc.

Please contact me if you have questions, 308-455-4770 or sharonh@scedd.us. I look forward to working with each of you and your communities for progress and prosperity in 2022!

South Central Economic Development District, Inc.

On behalf of Franklin County, the City of Franklin will be a dues paying member of the South Central Economic Development District, Inc. for the calendar year 2022. Dues will be paid _____ (date).

2022 County Representative Designation

The City of Franklin designates the following Representative to serve on the South Central Economic Development District, Inc. Board of Directors in 2022:

Name: _____

Address: _____

City, State, Zip: _____

Email: _____

Telephone: Day _____ Evening _____ Cell _____

Elected or Employed Position: _____ or

Business Owned/Community Position: _____

2022 Alternate County Representative Designation (optional)

The City of Franklin designates the following Alternate Representative to serve on the South Central Economic Development District, Inc. Board of Directors in 2022:

Name: _____

Address: _____

City, State, Zip: _____

Email: _____

Telephone: Day _____ Evening _____ Cell _____

Elected or Employed Position: _____ or

Business Owned/Community Position: _____

Form Completed by: _____

Signature: _____

Title: _____ Date: _____

REQUEST FOR PROPOSAL (RFP)

Sealed proposals for REAL ESTATE DEVELOPMENT for the City of Franklin, Nebraska, will be received by the City Office, 619 15th Ave, Franklin, NE 68939 until December 8, 2021 at 3:00 pm

Any questions regarding the Request for Proposals should be directed to Raquel Felzien, City Clerk or emailed to rfelzien@cityoffranklin.net. All interested parties are invited to submit a proposal in accordance with the terms and conditions stated in this Request for Proposals.

City of Franklin

Submitted Signature for:

REAL ESTATE DEVELOPMENT

The firm or individual submitting this proposal is required to submit those items listed in the RFP in full as part of the package.

Failure to submit any of the documents listed below with your proposal, or failure to acknowledge any addendum, or submitting your proposal with any limitations, condition or provision not requested, may cause for rejection of your proposal. By signing the form below, the authorized representative affirms that the information contained in this document is true and accurate, and that the party indicated below is capable of providing the services described in their response to this RFP.

Person or Company: Mary L Taylor

Telephone Number: 605-786-2497

Authorized Representative (print): Mary L Taylor

Title: self

Authorized Signature: Mary L Taylor

Date: 12/27/2021 1/2/2022

1. I am Mary L Taylor. I have visited your little awesome town. I am very impressed with your town. Franklin reminds me of how I remember growing up.

I am married to a wonderful man who currently is a full time trucker. We are ready to relocate and enjoy retirement finally. We love to fish and garden. I am a cancer survivor of 12 years but it did take me out of the work force. I work from home doing the Truck books currently.

Plans for the lot is to as I said before relocate. We do not want a big place because its so hard to maintain. We want to put a prefab on a basement.



2. The offer is 10,000 in & total for Lots 801 & 807 12th Ave Franklin. I am not familiar buying a city lot as far as closing. I would require to do title insurance. I will not do a quick claim deed. I would like to split the closing costs. I would like to know the previous tax information too or how that works currently.
3. See included plans of ideas to put on the property for dwelling. Its only an example but will be close in idea.
4. Time line would 2022 considering we wouldn't be able to start a basement construction until summer. The goal would be by late fall but have a goal for sooner. I have to get my house now ready to sell so I will need to park my camper on site this summer. With a permit of course.
5. This sale will be a cashiers check and no bank financing involved. I have included a screen shot of my savings account from Pinnacle bank to show my funds. That is all I can do at this time for the financing requirement.
6. I have mailed \$25.00 fee to Raquel that is required.
7. I am not able to provide you with a contractors name at the time for obvious reasons. I will be getting ideas from others who to possible call and start talking with.

In closing I would like to add that we are at retirement age and want to settle in Franklin to enjoy your township and to go fishing around the area. You offer everything we need actually right in town.

I hope you give us a chance to join you.

Mary L Taylor
605-786-2497
23756 Arena Drive
Rapid City SD 57702

Front and back of house which will face south on property and of course will be on a basement.





Raquel Felzien <r felzien@cityoffranklin.net>

Hello

Mare Taylor <rusticcountry1@yahoo.com>
Reply-To: Mare Taylor <rusticcountry1@yahoo.com>
To: r felzien@cityoffranklin.net

Tue, Jan 4, 2022 at 10:33 AM

Ok we are looking at most likely 14x36-40 area for living space basement and main floor. If that helps.
Happy New Year
Mary Taylor

Sent from Yahoo Mail on Android

[Quoted text hidden]