



Clinton Board of Education Regular Meeting
Monday, August 14, 2023 6:30 PM
Administration and Technology Center
1720 Opal Ave
Clinton, Oklahoma 73601

1. Call to order and roll call.
2. Consent Agenda:
All the following items, which concern reports and items of a routine nature normally approved at a board meeting, will be approved by one vote, unless any board member desires to have a separate vote on one or all of these items. The consent agenda consists of the discussion, consideration, and approval of the following items:
 - a. Board approval of the minutes of the July, 2023 regular meeting.
 - b. Board consideration and vote to pay encumbrances:
General fund #341-432
Building fund #2-3
Child nutrition fund #19-22
Bond fund #5-6
 - c. Board vote to accept financial reports and activity fund reports for the month of July.
 - d. Board vote to pay the August payroll according to contracts.
3. Superintendent's Report
 - Resignations
 - District Valuation
 - Capital Improvement Update
 - New School Year
4. Board discussion and possible action to approve a temporary contract for Rayne Wherritt as an adjunct teacher in HS Math for the 2023-2024 school year.
5. Board discussion and possible vote to hire KeKe Lee as a certified teacher on a temporary contract for the 2023-2024 school year.
6. Board discussion and possible vote to approve contract with Oklahoma Department of Career and Technology Education for secondary career and technology education program(s) for school year 2023-2024.
7. Discussion and possible vote to approve the transportation contract with Western Technology Center.
8. Board discussion and possible vote to approve an activity fund for D.A.R.E.
9. Board discussion and possible vote to adjust meal prices.
10. Board discussion and possible vote to approve items as surplus.
11. New Business
12. Board discussion and possible vote to approve going into executive session pursuant to Title 25 Section 307(B)(1)&(7).

- a. Discussion on hiring a certified teacher on a temporary contract for the 2023-2024 school year.
 - b. Discussion on hiring discretionary assistant(s).
 - c. Discussion on hiring a paraprofessional.
 - d. Superintendent Evaluation.
13. Acknowledge the return from executive session and enter into open session with the reading of the executive session statement.
 14. Board vote to hire a certified teacher on a temporary contract for the 2023-2024 school year.
 15. Board vote to hire discretionary assistant(s).
 16. Board vote to hire a paraprofessional.
 17. Adjourn.

Donna Warnick, Minutes Clerk

If you need any special assistance to enter the premises or if you need any special consideration for any portion of this meeting, please call 323-1800 at least 10 hours prior to the start of the meeting.

This agenda was posted on the West side of the front door of the Administration and Technology Center on Friday, 4:00 p.m.



Clinton Board of Education Regular Meeting

Monday, July 17, 2023 6:30 PM
Administration and Technology Center
1720 Opal Ave
Clinton, Oklahoma 73601

1. Call to order and roll call.

Attendance Taken at 6:30 PM.

Luke Adams:	Present
Kim Meacham:	Present
David Mosburg:	Present
Dr. Floyd Simon Jr.:	Present
Susanna Williams:	Present

2. Consent Agenda:

All of the following items, which concern reports and items of a routine nature normally approved at a board meeting, will be approved by one vote, unless any board member desires to have a separate vote on any or all of these items. The consent agenda consists of the discussion, consideration, and approval of the following items:

Action(s):

Motion Passed: A motion to approve consent items as listed. Passed with a motion made by Kim Meacham and a second by Dr. Floyd Simon Jr..

Voting Detail:

Luke Adams:	Yea
Kim Meacham:	Yea
David Mosburg:	Yea
Dr. Floyd Simon Jr.:	Yea
Susanna Williams:	Yea

a. Board approval of the minutes of the June 24, 2023 regular meeting.

b. Board consideration and vote to pay general fund encumbrances #299-340

(accounts payable) totaling \$1,429,496.89; building fund #1 totaling \$20,247.93; child nutrition #18 (accounts payable) totaling \$224,589.60, bond fund #2-4 totaling \$1,055,000.00 and sinking #1 totaling \$1,836,500.00.

c. Board vote to accept financial reports (treasurer's reports, treasury summary, revenue receipts register, encumbrance ledger,

warrants issued) and activity fund reports for the month of June.

d. Board vote to pay the July payroll according to contracts.

3. Superintendent's Report

-Resignations

-Capital improvement update

-School security update

4. Board discussion and possible vote to approve the grade capacity for Clinton Public Schools.

Action(s):

Motion Passed: A motion to approve the grade capacity for Clinton Public Schools. Passed with a motion made by Dr. Floyd Simon Jr. and a second by Kim Meacham.

Voting Detail:

Luke Adams:	Yea
Kim Meacham:	Yea
David Mosburg:	Yea
Dr. Floyd Simon Jr.:	Yea
Susanna Williams:	Yea

5. Board discussion and possible vote to approve new activity funds.

Action(s):

Motion Passed: A motion to approve new activity fund account for CHS POM and Freshman/2027. Passed with a motion made by Dr. Floyd Simon Jr. and a second by Susanna Williams.

Voting Detail:

Luke Adams:	Yea
Kim Meacham:	Yea
David Mosburg:	Yea
Dr. Floyd Simon Jr.:	Yea
Susanna Williams:	Yea

6. Board discussion and possible vote to approve 2023-2024 Activity Fund Fundraiser Report.

Action(s):

Motion Passed: A motion to approve the 23-24 fundraisers. Passed with a motion made by Susanna Williams and a second by David Mosburg.

Voting Detail:

Luke Adams:	Yea
-------------	-----

Kim Meacham: Yea
David Mosburg: Yea
Dr. Floyd Simon Jr.: Yea
Susanna Williams: Yea

7. Board discussion and possible vote to approve 2023-2024 Activity Fund Expenditures Report.

Action(s) :

Motion Passed: A motion to approve the 23-24 Activity Fund Expenditures. Passed with a motion made by Susanna Williams and a second by David Mosburg.

Voting Detail:

Luke Adams: Yea
Kim Meacham: Yea
David Mosburg: Yea
Dr. Floyd Simon Jr.: Yea
Susanna Williams: Yea

8. Board discussion and possible vote to approve the 2023-2024 Clinton Child Nutrition Procurement Plan.

Action(s) :

Motion Passed: A motion to approve the 23-24 Clinton Procurement Plan. Passed with a motion made by Susanna Williams and a second by David Mosburg.

Voting Detail:

Luke Adams: Yea
Kim Meacham: Yea
David Mosburg: Yea
Dr. Floyd Simon Jr.: Yea
Susanna Williams: Yea

9. Board discussion and possible vote to approve the ACT as the college and career readiness assessment for the 2023-2024 school year.

Action(s) :

Motion Passed: To approve the ACT being the college and career readiness assessment for the 2023-2024 school year. Passed with a motion made by Kim Meacham and a second by Dr. Floyd Simon Jr..

Voting Detail:

Luke Adams: Yea
Kim Meacham: Yea
David Mosburg: Yea

Dr. Floyd Simon Jr.: Yea
Susanna Williams: Yea

10. Board discussion and possible vote to approve a retention stipend for certified employees returning for the 2023-2024 school year.

Action(s) :

Motion Passed: A motion to approve a 1,250.00 retention stipend for certified personnel returning for the 2023-2024 school year. Passed with a motion made by Dr. Floyd Simon Jr. and a second by Susanna Williams.

Voting Detail:

Luke Adams: Yea
Kim Meacham: Yea
David Mosburg: Yea
Dr. Floyd Simon Jr.: Yea
Susanna Williams: Yea

11. Board discussion and possible vote to approve a retention stipend for returning support personnel for the 2023-2024 school year.

Action(s) :

Motion Passed: A motion to pay a \$750.00 stipend for returning support personnel for the 2023-2024 school year. Passed with a motion made by Susanna Williams and a second by Dr. Floyd Simon Jr..

Voting Detail:

Luke Adams: Yea
Kim Meacham: Yea
David Mosburg: Yea
Dr. Floyd Simon Jr.: Yea
Susanna Williams: Yea

12. Board discussion and possible vote on paying a stipend for new certified teachers for the 2023-2024 school year.

Action(s) :

Motion Passed: A motion to pay a 750.00 stipend for new certified teachers for the 2023-2024 school year. Passed with a motion made by Susanna Williams and a second by Kim Meacham.

Voting Detail:

Luke Adams: Yea
Kim Meacham: Yea
David Mosburg: Yea

Dr. Floyd Simon Jr.: Yea
Susanna Williams: Yea

13. Board discussion and possible vote to approve the agreement with BIG 5 Head Start for food services.

Action(s):

Motion Passed: A motion to approve the agreement with Big 5 for food services for the 2023-2024 school year. Passed with a motion made by Susanna Williams and a second by David Mosburg.

Voting Detail:

Luke Adams: Yea
Kim Meacham: Yea
David Mosburg: Yea
Dr. Floyd Simon Jr.: Yea
Susanna Williams: Yea

14. Board discussion and possible vote to hire Dax Felch, Matthew Tennison, and Toni Ray on an adjunct contract for the 2023-2024 school year.

Action(s):

Motion Passed: A motion to hire Dax Felch, Matthew Tennison, and Toni Ray on an adjunct contract for the 2023-2024 school year. Passed with a motion made by Kim Meacham and a second by Dr. Floyd Simon Jr..

Voting Detail:

Luke Adams: Yea
Kim Meacham: Yea
David Mosburg: Yea
Dr. Floyd Simon Jr.: Yea
Susanna Williams: Yea

15. New Business No new business.

16. Board discussion and possible vote to approve going into executive session to discuss the following items pursuant to Title 25 Section 307(B)(1).

Action(s):

Motion Passed: A motion to go into executive session at 6:53pm.. Passed with a motion made by Dr. Floyd Simon Jr. and a second by Susanna Williams.

Voting Detail:

Luke Adams: Yea
Kim Meacham: Yea

David Mosburg: Yea

Dr. Floyd Simon Jr.: Yea

Susanna Williams: Yea

a. Discussion on hiring certified teachers on a temporary contract for the 2023-2024 school year.

b. Discussion on hiring a discretionary assistant.

17. Acknowledge the return from executive session and enter into open session with the reading of the executive session statement.

“The Board entered into executive session at 6:53p.m. to discuss the employment of professional staff and support staff in accordance with Title 25 O.S. 307(B)(1). During the executive session the board discussed these items and no other items. Those present in executive session were Board members Dr. Floyd Simon, Jr., Luke Adams, David Mosburg, Kim Meacham, Susanna Williams, and Superintendent Tyler Bridges. No action was taken by the board of education. The Board returned to open session at 7:07p.m.”

18. Board vote to hire certified teachers on a temporary contract for the 2023-2024 school year.

Action(s) :

Motion Passed: A motion to hire Jacklyn Olney, Micha Baker, Rayne Wherritt, and Ruth Ramsey as certified teachers on a temporary contract for the 2022-2023 school year. Passed with a motion made by Kim Meacham and a second by Susanna Williams.

Voting Detail:

Luke Adams: Yea

Kim Meacham: Yea

David Mosburg: Yea

Dr. Floyd Simon Jr.: Yea

Susanna Williams: Yea

19. Board vote to hire a discretionary assistant.

Action(s) :

Motion Passed: A motion to hire Emily Martin as a discretionary assistant. Passed with a motion made by Susanna Williams and a second by David Mosburg.

Voting Detail:

Luke Adams: Yea

Kim Meacham: Yea

David Mosburg: Yea

Dr. Floyd Simon Jr.: Yea

Susanna Williams: Yea

20. Adjourn. The board adjourned at 7:07pm.

MINUTES CLERK

PRESIDENT

VICE PRESIDENT

MEMBER

MEMBER

I, the undersigned Clerk of the Board of Education of Clinton ISD 99, of Custer County, Oklahoma, do hereby certify that notice of the date, time and place of this meeting was given to the County Clerk of Custer County on November _____, _____.

I also certify that at least 24 hours prior to the meeting, excluding Saturdays, Sundays and Holidays, notice of the date, time, place and agenda was posted in the east window of the front door of the Board of Education Office.
Witness my hand and seal of this School District this ____ Day of _____, _____.

CLERK, CLINTON BOARD OF EDUCATION

CLINTON PUBLIC SCHOOLS
STATEMENT OF ASSETS
July 31, 2023

Cash on Hand

Oklahoma Bank & Trust

Reg Checking Acct 5.28%)	\$ 12,253,518.54
Reg Checking (22-23) (5.28%)	\$ 439,859.51
Payroll tax acct (0.%)	\$ 2.00

Total OB&T \$ 12,693,380.05

TOTAL CASH & INVESTMENTS \$ 12,693,380.05

This is correct to the
best of my knowledge.

Donna Warnick
Donna Warnick, Treasurer

Payments To Be Issued Listing

Options: Fund: BUILDING FUND, Year: 2023-2024, As-of Date: 8/2/2023, Payment Date: 8/2/2023, GroupType: Vendor

Location	Vendor No	Vendor	Amount
	2389	DIGI SECURITY SYSTEMS	20,247.93
Total:			\$20,247.93

Payments To Be Issued Listing

Options: Fund: CHILD NUTRITION PROGRAMS FUND, Year: 2023-2024, As-of Date: 8/2/2023, Payment Date: 8/2/2023,
GroupType: Vendor

Location	Vendor No	Vendor	Amount
	1303	CITY OF CLINTON	461.79
	1874	OKLAHOMA NATURAL GAS COMPANY	123.99
	1930	OSAG	6,010.00
	1933	OSIG	42,000.00
	2413	PUBLIC SERVICE COMPANY OF OKLAHOMA	1,988.99
		Total:	\$50,584.77

Payments To Be Issued Listing

Options: Fund: BOND FUND, Year: 2023-2024, As-of Date: 8/2/2023, Payment Date: 8/2/2023, GroupType: Vendor

Location	Vendor No	Vendor	Amount
	1381	CWA ARCHITECTURE AND INTERIORS	170,100.00
	1611	JOE D. HALL GENERAL CONTRACTORS, LL	1,150,596.00
	2457	THE PUBLIC FINANCE LAW GROUP, PLLC	2,500.00
	2458	WALLACE DESIGN COLLECTIVE	28,000.00
Total:			\$1,351,196.00

Payments To Be Issued Listing

Options: Fund: GENERAL FUND, Year: 2023-2024, As-of Date: 8/2/2023, Payment Date: 8/2/2023, GroupType: Vendor

Location	Vendor No	Vendor	Amount
	1006	3P LEARNING INC	486.00
	1048	ADPC	1,090.00
	1054	AF PLAN SERV	5.00
	1059	AIMEE CARTER PHYSICAL THERAPY	479.40
	1090	AMAZON CAPITAL SERVICES	8,567.31
	2405	ANGIE NEWCOMB	468.96
	1136	APPLE STORE FOR EDUCATION INSTITUTI	73,744.00
	1143	ARCHWAY - OKLAHOMA BOOK DEPOSITORY	6,207.66
	1153	AT&T	1,395.00
	1158	ATHLON II ENTERPRISES, INC.	790.00
	81660	LUCIAN BLISS	395.00
	81283	MATTHEW R BLUNDELL	395.00
	1214	BOK FINANCIAL SECURITIES, INC.	14,373.07
	1237	BRITTAIN & ASSOCIATES, INC	3,200.00
	1250	BUS HIVE	5,500.00
	81326	MORIAH N BUTTERFIELD	395.00
	81448	BRENT P CALDWELL	395.00
	1271	CCOSA	300.00
	1303	CITY OF CLINTON	3,111.21
	1306	CK ENERGY	514.00
	1311	CLEARWATER ENTERPRISES, L.L.C.	318.20
	1314	CLINTON ACE HOME CENTER	1,033.94
	2469	CLINTON ELEMENTARY PTO	3,000.00
	2414	CONSUMER TEXTILE CORPORATION	2,462.67
	1368	CURRICULUM ASSOCIATES, INC.	23,058.50
	1371	CUSTER CO. ASSESSOR	23,744.00
	1390	DAVE BURGESS CONSULTING, INC	600.00
	1399	DAYS PEST CONTROL, INC.	275.00
	1416	DOLESE BROS. CO.	604.00
	1437	EDMENTUM	1,440.00
	1442	EDUSKILLS LLC	13,860.00
	1458	ESGI	3,794.00
	2456	EXPLORE LEARNING	3,295.00
	1470	FIRETROL PROTECTION SYSTEMS, INC	5,400.00
	1477	FOLLETT SCHOOL SOLUTIONS, INC	5,615.62
	2448	FROG STREET SPLASH	1,498.00
	2393	FULLER, TAMMY K	120.00
	1487	PARENT SQUARE, INC	5,502.00
	1498	GLOBAL COMPLIANCE NETWORK	840.00
	81655	ROBERT GORDON	459.87
	1505	GRAINGER	69.84
	1506	GRAND RENTAL STATION	577.00
	81819	ASHLEY GRIFFITH	395.00
	1514	H & R AUTO SUPPLY	3.98
	1524	HD SUPPLY	1,107.92
	1525	HEADRICK OUTDOOR MEDIA	350.00
	1534	HINZ REFRIGERATION	9,761.53
	2399	INCIDENT IQ	10,901.17
	1559	INFINITE CAMPUS	35,070.00
	1562	INNOVATIVE TECHNOLOGY, LTD.	360.00

Payments To Be Issued Listing

Options: Fund: GENERAL FUND, Year: 2023-2024, As-of Date: 8/2/2023, Payment Date: 8/2/2023, GroupType: Vendor

Location	Vendor No	Vendor	Amount
	1564	INSTRUCTURE, INC.	32,846.52
	1584	JAMF SOFTWARE	5,610.00
	81685	EUGENE II JEFFERSON	395.00
	1615	JOHNSON SIGNS INC.	150.00
	2432	KNOW BE 4	4,472.00
	1672	LAMPTON WELDING SUPPLY CO., INC.	448.29
	1679	LEXIA LEARNING SYSTEMS LLC	51,300.00
	1688	LITTKE'S STORE	269.99
	1710	MARDEL CHRISTIAN & EDUCATIONAL SUPP	300.00
	2436	MV LEARNING, LLC	4,990.00
	1739	MCKINSEY MOTORS	563.12
	1757	MIDWEST SPORTING GOODS	1,741.89
	1770	MOHAWK USA	3,442.57
	1774	MOORE THERAPY SERVICES, INC.	716.00
	1785	MUNICIPAL ACCOUNTING SYSTEMS, INC.	17,323.07
	1806	NATIONAL ASSOCIATION OF FEDERALLY I	507.62
	1828	OAAC	130.00
	1838	OIAAA	100.00
	1860	OKLAHOMA COPIER SOLUTIONS	15,467.59
	1874	OKLAHOMA NATURAL GAS COMPANY	2,483.90
	1878	OKLAHOMA SCHOLASTIC ESPORTS	200.00
	1907	OKLAHOMA TRANSPORTATION AUTHORITY	152.68
	1915	OKSTE	500.00
	1916	OKTLE	5,917.50
	1827	O'REILLY AUTOMOTIVE, INC.	145.36
	1930	OSAG	81,516.00
	1933	OSIG	531,486.00
	1935	OSSBA	10,406.00
	2427	OSSBA EMPLOYMENT SERVICES	880.00
	1952	PANDA DOC, INC	3,204.00
	2454	PEEQ TECHNOLOGIES, INC	3,808.02
	1966	PETTY CASH-ACTIVITY FUND	200.00
	2357	TEACHER INNOVATIONS INC.	445.50
	2447	POWER SCHOOL GROUP, LLC	3,423.00
	1984	PRECISION TESTING LABORATORIES, INC	2,000.00
	2430	PREMIERE SPEAKERS BUREAU	3,750.00
	1993	PROJECT LEAD THE WAY	950.00
	2413	PUBLIC SERVICE COMPANY OF OKLAHOMA	28,259.54
	2010	QUILL CORPORATION	112.18
	81825	RACHEL RAY	395.00
	81670	TROY RAYNER	395.00
	2026	RENAISSANCE LEARNING, INC.	46,262.07
	2035	RIDDELL/ALL AMERICAN SPORTS CORP.	3,489.09
	2042	ROBERT BLACKBURN, MD	50.00
	2471	RODRIQUEZ-SITTON, LUCIA	58.25
	2051	ROSENSTEIN, FIST & RINGOLD	108.00
	2060	S & D DRUG-RADIO SHACK	61.95
	2069	SATELLITE SHELTERS, INC	1,095.00
	2074	SCHINDLER ELEVATOR CORPORATION	2,199.12
	2083	SCHOOL SAFE ID, LLC	7,212.90

Payments To Be Issued Listing

Options: Fund: GENERAL FUND, Year: 2023-2024, As-of Date: 8/2/2023, Payment Date: 8/2/2023, GroupType: Vendor

Location	Vendor No	Vendor	Amount
	2095	SEESAW	4,757.50
	2119	SOLUTION TREE	6,500.00
	2124	SOONER TECHNOLOGY	187,685.60
	80935	MICHELLE SORTER	395.00
	2453	SPHERO	3,083.77
	2136	SPLIT DECISION	279.00
	2203	THE CLINTON DAILY NEWS	130.00
	2258	UMB BANK NA	900.00
	2328	UNITED SUBURBAN SCHOOL ASSN	1,100.00
	2268	VERIZON WIRELESS	593.08
	2271	VESTA MODULAR	16,400.00
	2291	WESTERN EQUIPMENT, L.L.C.	230.99
	2324	WESTERN OKLAHOMA TIRE	20.00
	2299	WEX BANK	4,424.58
	81299	TANNER J WHEELER	395.00
	2303	WILLIS PAINTING LLC	10,500.00
	2455	WORTHINGTON DIRECT	11,203.36
Total:			\$1,407,866.45

Balance Sheet

Options: Fiscal Years: 2023-2024, As Of Date: 8/11/2023

Assets					
Cash					
11	2023	GENERAL FUND			\$2,620,357.66
11	2024	GENERAL FUND			\$5,424,971.58
				Fund 11 Total	\$8,045,329.24
21	2024	BUILDING FUND			\$2,293,772.43
				Fund 21 Total	\$2,293,772.43
22	2023	CHILD NUTRITION PROGRAMS FUND			\$76,920.03
22	2024	CHILD NUTRITION PROGRAMS FUND			\$643,340.42
				Fund 22 Total	\$720,260.45
31	2024	BOND FUND			\$3,839,753.49
				Fund 31 Total	\$3,839,753.49
41	2024	SINKING FUND			\$11,912.53
				Fund 41 Total	\$11,912.53
60	2024	SCHOOL ACTIVITY FUND			\$570,265.86
				Fund 60 Total	\$570,265.86
				Cash Total	\$15,481,294.00
Investments					
				Investments Total	\$0.00
Revenue Receivable					
11	2023	GENERAL FUND			\$0.00
11	2024	GENERAL FUND			(\$5,634,672.27)
				Fund 11 Total	(\$5,634,672.27)
21	2024	BUILDING FUND			(\$2,293,772.43)
				Fund 21 Total	(\$2,293,772.43)
22	2023	CHILD NUTRITION PROGRAMS FUND			(\$0.09)
22	2024	CHILD NUTRITION PROGRAMS FUND			(\$652,102.84)
				Fund 22 Total	(\$652,102.93)
31	2024	BOND FUND			(\$3,839,753.49)
				Fund 31 Total	(\$3,839,753.49)
41	2024	SINKING FUND			(\$11,912.53)
				Fund 41 Total	(\$11,912.53)
60	2024	SCHOOL ACTIVITY FUND			(\$71,249.15)
				Fund 60 Total	(\$71,249.15)
				Revenue Receivable Total	(\$12,503,462.80)
				Assets Total	\$2,977,831.20

Liabilities, Reserves and Fund Balance

Outstanding Warrants

11	2023	GENERAL FUND			\$2,620,357.66
11	2024	GENERAL FUND			\$1,881,580.65
				Fund 11 Total	\$4,501,938.31
21	2024	BUILDING FUND			\$20,247.93
				Fund 21 Total	\$20,247.93
22	2023	CHILD NUTRITION PROGRAMS FUND			\$76,919.94
22	2024	CHILD NUTRITION PROGRAMS FUND			\$91,518.39
				Fund 22 Total	\$168,438.33
31	2024	BOND FUND			\$1,351,196.00
				Fund 31 Total	\$1,351,196.00

CLINTON PUBLIC SCHOOLS

Balance Sheet

Options: Fiscal Years: 2023-2024, As Of Date: 8/11/2023

			Outstanding Warrants Total	<u>\$6,041,820.57</u>
Fund Balance				
11	2024	GENERAL FUND		(\$2,091,281.34)
			Fund 11 Total	<u>(\$2,091,281.34)</u>
21	2024	BUILDING FUND		(\$20,247.93)
			Fund 21 Total	<u>(\$20,247.93)</u>
22	2024	CHILD NUTRITION PROGRAMS FUND		(\$100,280.81)
			Fund 22 Total	<u>(\$100,280.81)</u>
31	2024	BOND FUND		(\$1,351,196.00)
			Fund 31 Total	<u>(\$1,351,196.00)</u>
60	2024	SCHOOL ACTIVITY FUND		\$499,016.71
			Fund 60 Total	<u>\$499,016.71</u>
			Fund Balance Total	<u>(\$3,063,989.37)</u>
			Liabilities, Reserves and Fund Balance Total	<u><u>\$2,977,831.20</u></u>

Receipt Analysis

Options: Date Range: 7/1/2023 - 6/30/2024

Year	Receipt No	Date	Received From	Amount
11 GENERAL FUND				
2024	1	7/5/2023	CHANDLER MILLER	\$200.00
2024	2	7/5/2023	WASHITA COUNTY CLERK	\$511.53
2024	2	7/5/2023	WASHITA COUNTY CLERK	\$529.09
2024	2	7/5/2023	WASHITA COUNTY CLERK	\$0.01
2024	2	7/5/2023	WASHITA COUNTY CLERK	\$0.86
2024	3	7/5/2023	MISC REIMB	\$611.17
2024	4	7/5/2023	MIN RYLTS & LSE REV	\$531.28
2024	6	7/6/2023	MISC REIMB	\$800.00
2024	7	7/11/2023	OKLAHOMA TAX COMMISSION	\$48,999.75
2024	7	7/11/2023	OKLAHOMA TAX COMMISSION	\$7,469.74
2024	7	7/11/2023	OKLAHOMA TAX COMMISSION	\$14,024.53
2024	9	7/14/2023	SALE OF EQUIPMENT	\$200.00
2024	10	7/19/2023	STATE OF OKLAHOMA	\$58,721.54
2024	10	7/19/2023	STATE OF OKLAHOMA	\$1,042.90
2024	11	7/19/2023	CUSTER COUNTY	\$3,221.46
2024	11	7/19/2023	CUSTER COUNTY	\$14,107.29
2024	11	7/19/2023	CUSTER COUNTY	\$4,279.39
2024	11	7/19/2023	CUSTER COUNTY	\$48.33
2024	11	7/19/2023	CUSTER COUNTY	\$3,042.94
2024	11	7/19/2023	CUSTER COUNTY	\$118.27
2024	12	7/21/2023	TITLE VII INDIAN ED	\$27,475.87
2024	13	7/25/2023	LAND COMMISSION	\$32,012.98
2024	15	7/26/2023	STATE OF OKLAHOMA	\$77,226.71
2024	15	7/26/2023	STATE OF OKLAHOMA	\$22,754.62
2024	15	7/26/2023	STATE OF OKLAHOMA	\$6,054.16
2024	15	7/26/2023	STATE OF OKLAHOMA	\$30,053.19
2024	15	7/26/2023	STATE OF OKLAHOMA	\$93,686.45
2024	17	7/31/2023	RENTAL OF SCHOOL PROPERTY	\$2,000.00
2024	17	7/31/2023	RENTAL OF SCHOOL PROPERTY	\$789.36
2024	18	8/10/2023	INTEREST	\$49,723.91
11 GENERAL FUND Total				\$500,237.33
21 BUILDING FUND				
2024	2	7/5/2023	WASHITA COUNTY CLERK	\$73.02
2024	2	7/5/2023	WASHITA COUNTY CLERK	\$75.52
2024	2	7/5/2023	WASHITA COUNTY CLERK	\$0.12
2024	11	7/19/2023	CUSTER COUNTY	\$2,016.45
2024	11	7/19/2023	CUSTER COUNTY	\$611.68
21 BUILDING FUND Total				\$2,776.79
22 CHILD NUTRITION PROGRAMS FUND				
2024	8	7/14/2023	STATE OF OKLAHOMA	\$25,049.80
2024	14	7/25/2023	REBATES	\$41.35
22 CHILD NUTRITION PROGRAMS FUND Total				\$25,091.15
31 BOND FUND				
2024	5	7/6/2023	PROCEEDS FROM SELL OF BONDS	\$1,839,753.49
2024	16	7/31/2023	BOND CONST DRAW	\$2,000,000.00
31 BOND FUND Total				\$3,839,753.49
41 SINKING FUND				
2024	2	7/5/2023	WASHITA COUNTY CLERK	\$314.98
2024	2	7/5/2023	WASHITA COUNTY CLERK	\$300.76
2024	2	7/5/2023	WASHITA COUNTY CLERK	\$0.53
2024	11	7/19/2023	CUSTER COUNTY	\$8,698.64
2024	11	7/19/2023	CUSTER COUNTY	\$2,597.62
41 SINKING FUND Total				\$11,912.53
60 SCHOOL ACTIVITY FUND				
2024	1	7/5/2023	BOE	\$107.00
2024	2	7/3/2023	BOE-ACH DEPOSIT	\$200.00
2024	3	7/6/2023	BOE-CMS	\$16.00

Receipt Analysis

Options: Date Range: 7/1/2023 - 6/30/2024

Year	Receipt No	Date	Received From	Amount
2024	3	7/6/2023	BOE-CMS	\$91.00
2024	4	7/5/2023	CHS FOOTBALL BOOSTER CLUB	\$3,225.00
2024	5	7/5/2023	CHS SOCCER BOOSTER CLUB	\$2,877.75
2024	6	7/6/2023	CHS CHEER BOOSTER CLUB	\$1,395.00
2024	7	7/19/2023	BOE	\$5.79
2024	8	7/19/2023	CMS ATHLETICS	\$750.00
2024	9	7/11/2023	CHS CHEERLEADERS	\$325.00
2024	10	7/11/2023	CHS CHEERLEADERS	\$900.00
2024	11	7/11/2023	CHS FOOTBALL BOOSTER CLUB	\$1,025.00
2024	12	7/12/2023	CHS ATHLETICS	\$120.00
2024	13	7/12/2023	CHS ACTIVITY	\$254.14
2024	14	7/13/2023	CHS CHEERLEADERS	\$450.00
2024	15	7/17/2023	NANCE ELEMENTARY	\$71.00
2024	16	7/17/2023	CHS FOOTBALL BOOSTER CLUB	\$300.00
2024	17	7/17/2023	CHS FOOTBALL BOOSTER CLUB	\$3,200.00
2024	18	7/19/2023	CHS CHEER BOOSTER CLUB	\$619.00
2024	19	7/19/2023	CHS VOLLEYBALL BOOSTER CLUB	\$1,500.00
2024	20	7/19/2023	CHS FOOTBALL BOOSTER CLUB	\$1,570.00
2024	21	7/19/2023	CHS VOLLEYBALL BOOSTER CLUB	\$2,350.00
2024	22	7/20/2023	BOE-STUDENT MEALS	\$125.00
2024	23	7/24/2023	BOE	\$25.00
2024	24	7/24/2023	NANCE	\$105.50
2024	24	7/24/2023	NANCE	\$54.75
2024	25	7/24/2023	CHS POM	\$475.00
2024	26	7/24/2023	CHS FOOTBALL-ADS	\$600.00
2024	27	7/24/2023	CHS FOOTBALL BOOSTERS	\$1,125.00
2024	28	7/24/2023	CHS GENERAL ACTIVITY	\$33,334.00
2024	29	7/24/2023	CHS FOOTBALL BOOSTERS	\$1,150.00
2024	30	7/26/2023	CHS CHEER BOOSTER	\$1,278.00
2024	30	7/26/2023	CHS CHEER BOOSTER	\$200.00
2024	31	7/27/2023	CMS CHEERLEADERS	\$62.00
2024	32	7/27/2023	SOUTHWEST	\$52.00
2024	32	7/27/2023	SOUTHWEST	\$34.00
2024	32	7/27/2023	SOUTHWEST	\$40.00
2024	33	7/27/2023	BOE	\$225.00
2024	34	7/31/2023	BOE	\$630.00
2024	35	7/31/2023	CHS FOOTBALL BOOSTER CLUB	\$5,075.00
2024	36	7/27/2023	WASHINGTON	\$24.00
2024	37	7/31/2023	AF INTEREST	\$2,376.07
2024	38	7/1/2023	BOE-INTEREST	\$2,907.15
60 SCHOOL ACTIVITY FUND Total				\$71,249.15
Receipts Total				\$4,451,020.44

CLINTON PUBLIC SCHOOLS

Receipt Register

Options: Fund: Governmental Funds, Show Detail: Yes, Date Range: 7/1/2023 - 6/30/2024, Account: GOV FUND, Status: All

Receipt No	Date		Received From				Unit	Amount	Status
	Year	Fund	Acct Type	Acct No	Project	Program		Amount	
1	7/5/2023		CHANDLER MILLER					\$200.00	Posted
	2024	11	AR	1440	000	000	050	\$200.00	
							2024 11 Total	\$200.00	
2	7/5/2023		WASHITA COUNTY CLERK					\$1,806.42	Posted
	2024	11	AR	1110	000	000	050	\$511.53	
	2024	11	AR	1120	000	000	050	\$529.09	
	2024	11	AR	1310	000	000	050	\$0.01	
	2024	11	AR	1130	000	000	050	\$0.86	
							2024 11 Total	\$1,041.49	
	2024	21	AR	1110	000	000	050	\$73.02	
	2024	21	AR	1120	000	000	050	\$75.52	
	2024	21	AR	1130	000	000	050	\$0.12	
							2024 21 Total	\$148.66	
	2024	41	AR	1110	000	000	050	\$314.98	
	2024	41	AR	1120	000	000	050	\$300.76	
2024	41	AR	1310	000	000	050	\$0.53		
						2024 41 Total	\$616.27		
3	7/5/2023		MISC REIMB					\$611.17	Posted
	2024	11	AR	1590	000	000	050	\$611.17	
							2024 11 Total	\$611.17	
4	7/5/2023		MIN RYLTS & LSE REV					\$531.28	Posted
	2024	11	AR	1660	000	000	050	\$531.28	
							2024 11 Total	\$531.28	
5	7/6/2023		PROCEEDS FROM SELL OF BONDS					\$1,839,753.49	Posted
	2024	31	AR	5112	000	000	050	\$1,839,753.49	
							2024 31 Total	\$1,839,753.49	
6	7/6/2023		MISC REIMB					\$800.00	Posted
	2024	11	AR	4689	796	000	050	\$800.00	
							2024 11 Total	\$800.00	
7	7/11/2023		OKLAHOMA TAX COMMISSION					\$70,494.02	Posted
	2024	11	AR	3110	000	000	050	\$48,999.75	
	2024	11	AR	3130	000	000	050	\$7,469.74	
	2024	11	AR	3120	000	000	050	\$14,024.53	
							2024 11 Total	\$70,494.02	
8	7/14/2023		STATE OF OKLAHOMA					\$25,049.80	Posted
	2024	22	AR	4740	766	700	050	\$25,049.80	
							2024 22 Total	\$25,049.80	
9	7/14/2023		SALE OF EQUIPMENT					\$200.00	Posted
	2024	11	AR	1440	000	000	050	\$200.00	
							2024 11 Total	\$200.00	
10	7/19/2023		STATE OF OKLAHOMA					\$59,764.44	Posted
	2024	11	AR	4310	799	000	050	\$58,721.54	
	2024	11	AR	4340	799	000	050	\$1,042.90	
							2024 11 Total	\$59,764.44	
11	7/19/2023		CUSTER COUNTY					\$38,742.07	Posted
	2024	11	AR	2100	000	000	050	\$3,221.46	
	2024	11	AR	1110	000	000	050	\$14,107.29	

CLINTON PUBLIC SCHOOLS

Receipt Register

Options: Fund: Governmental Funds, Show Detail: Yes, Date Range: 7/1/2023 - 6/30/2024, Account: GOV FUND, Status: All

Receipt No	Date		Received From				Amount	Status	
	Year	Fund	Acct Type	Acct No	Project	Program	Unit		Amount
	2024	11	AR	1120	000	000	050	\$4,279.39	
	2024	11	AR	1310	000	000	050	\$48.33	
	2024	11	AR	2200	000	000	050	\$3,042.94	
	2024	11	AR	3150	000	000	050	\$118.27	
						2024	11 Total	\$24,817.68	
	2024	21	AR	1110	000	000	050	\$2,016.45	
	2024	21	AR	1120	000	000	050	\$611.68	
						2024	21 Total	\$2,628.13	
	2024	41	AR	1110	000	000	050	\$8,698.64	
	2024	41	AR	1120	000	000	050	\$2,597.62	
						2024	41 Total	\$11,296.26	
12		7/21/2023		TITLE VII INDIAN ED				\$27,475.87	Posted
	2024	11	AR	4140	561	000	050	\$27,475.87	
						2024	11 Total	\$27,475.87	
13		7/25/2023		LAND COMMISSION				\$32,012.98	Posted
	2024	11	AR	3140	000	000	050	\$32,012.98	
						2024	11 Total	\$32,012.98	
14		7/25/2023		REBATES				\$41.35	Posted
	2024	22	AR	1795	000	700	050	\$41.35	
						2024	22 Total	\$41.35	
15		7/26/2023		STATE OF OKLAHOMA				\$229,775.13	Posted
	2024	11	AR	4210	799	000	050	\$77,226.71	
	2024	11	AR	4689	799	000	050	\$22,754.62	
	2024	11	AR	4281	799	000	050	\$6,054.16	
	2024	11	AR	4689	799	000	050	\$30,053.19	
	2024	11	AR	4689	799	000	050	\$93,686.45	
						2024	11 Total	\$229,775.13	
16		7/31/2023		BOND CONST DRAW				\$2,000,000.00	Posted
	2024	31	AR	5112	000	000	050	\$2,000,000.00	
						2024	31 Total	\$2,000,000.00	
17		7/31/2023		RENTAL OF SCHOOL PROPERTY				\$2,789.36	Posted
	2024	11	AR	1410	000	000	050	\$2,000.00	
	2024	11	AR	1590	000	000	050	\$789.36	
						2024	11 Total	\$2,789.36	
18		8/10/2023		INTEREST				\$49,723.91	Posted
	2024	11	AR	1310	000	000	050	\$49,723.91	
						2024	11 Total	\$49,723.91	

Year and Fund Totals:

2024	11	\$500,237.33
2024	21	\$2,776.79
2024	22	\$25,091.15
2024	31	\$3,839,753.49
2024	41	\$11,912.53

Total Receipts Posted = \$4,379,771.29

Total Receipts Not Posted = \$0.00

CLINTON PUBLIC SCHOOLS

Revenue/Expenditure Summary

Options: Fund: 22, Date Range: 7/1/2023 - 6/30/2024

	Begin Balance	Receipts	Adjusting Entries	Payments	Cash End Balance	Unpaid POs	End Balance
000 NONCATEGORICAL FUNDS	\$0.00	\$41.35	\$0.00	\$0.00	\$41.35	\$1,600.00	(\$1,558.65)
332 ED FLEX BENEFIT SUPPORT IN LIEU	\$0.00	\$0.00	\$0.00	\$0.00	\$0.00	\$2,450.40	(\$2,450.40)
335 ED FLEX BENEFIT SUPPORT MED PD BY STATE	\$0.00	\$0.00	\$0.00	\$3,841.68	(\$3,841.68)	\$49,941.84	(\$53,783.52)
385 CHILD NUTRITION PROGRAM	\$0.00	\$0.00	\$0.00	\$0.00	\$0.00	\$4,750.00	(\$4,750.00)
763 LUNCHES	\$0.00	\$0.00	\$0.00	\$24,849.76	(\$24,849.76)	\$292,340.39	(\$317,190.15)
764 BREAKFASTS	\$0.00	\$0.00	\$0.00	\$48,133.99	(\$48,133.99)	\$77,118.57	(\$125,252.56)
766 SUMMER FOOD SERVICE PROGRAM	\$0.00	\$25,049.80	\$0.00	\$23,455.38	\$1,594.42	\$19,763.90	(\$18,169.48)
Total	\$0.00	\$25,091.15	\$0.00	\$100,280.81	(\$75,189.66)	\$447,965.10	(\$523,154.76)

CLINTON PUBLIC SCHOOLS

Revenue/Expenditure Summary

Options: Fund: 31, Date Range: 7/1/2023 - 6/30/2024

	Begin Balance	Receipts	Adjusting Entries	Payments	Cash End Balance	Unpaid POs	End Balance
000 NONCATEGORICAL FUNDS	\$0.00	\$3,839,753.49	\$0.00	\$1,351,196.00	\$2,488,557.49	\$2,937,260.00	(\$448,702.51)
Total	\$0.00	\$3,839,753.49	\$0.00	\$1,351,196.00	\$2,488,557.49	\$2,937,260.00	(\$448,702.51)

CLINTON PUBLIC SCHOOLS

Revenue/Expenditure Summary

Options: Fund: 41, Date Range: 7/1/2023 - 6/30/2024

	Begin Balance	Receipts	Adjusting Entries	Payments	Cash End Balance	Unpaid POs	End Balance
000 NONCATEGORICAL FUNDS	\$0.00	\$11,912.53	\$0.00	\$0.00	\$11,912.53	\$1,836,500.00	(\$1,824,587.47)
Total	\$0.00	\$11,912.53	\$0.00	\$0.00	\$11,912.53	\$1,836,500.00	(\$1,824,587.47)

CLINTON PUBLIC SCHOOLS

Revenue Analysis

Options: Type of Revenue: Estimated, As Of Date: 8/11/2023

	Estimated Revenue	Revenue Collected	Revenue Receivable	Unappropriated Receipts	% Rev Collected	Current Month
11 GENERAL FUND	\$0.00	\$5,634,672.27	\$0.00	\$5,634,672.27	N/A	\$49,723.91
21 BUILDING FUND	\$0.00	\$2,293,772.43	\$0.00	\$2,293,772.43	N/A	\$0.00
22 CHILD NUTRITION PROGRAMS FUND	\$0.00	\$652,102.84	\$0.00	\$652,102.84	N/A	\$0.00
31 BOND FUND	\$0.00	\$3,839,753.49	\$0.00	\$3,839,753.49	N/A	\$0.00
41 SINKING FUND	\$0.00	\$11,912.53	\$0.00	\$11,912.53	N/A	\$0.00
60 SCHOOL ACTIVITY FUND	\$0.00	\$71,249.15	\$0.00	\$71,249.15	N/A	\$0.00
Report Total	\$0.00	\$12,503,462.71	\$0.00	\$12,503,462.71	N/A	\$49,723.91

CLINTON PUBLIC SCHOOLS

Revenue/Expenditure Summary

Options: Fund: 11, Date Range: 7/1/2023 - 6/30/2024

	Begin Balance	Receipts	Adjusting Entries	Payments	Cash End Balance	Unpaid POs	End Balance
000 NONCATEGORICAL FUNDS	\$0.00	\$182,421.89	\$0.00	\$803,007.12	(\$620,585.23)	\$9,635,347.78	(\$10,255,933.01)
001 TRANSPORTATION	\$0.00	\$0.00	\$0.00	\$22,424.51	(\$22,424.51)	\$272,376.49	(\$294,801.00)
002 MAINTENANCE	\$0.00	\$0.00	\$0.00	\$47,075.44	(\$47,075.44)	\$540,451.92	(\$587,527.36)
006 LIBRARY	\$0.00	\$0.00	\$0.00	\$0.00	\$0.00	\$110.00	(\$110.00)
007 BOND PURCHASES	\$0.00	\$0.00	\$0.00	\$30,773.07	(\$30,773.07)	\$90,826.93	(\$121,600.00)
011 NANCE (NES)	\$0.00	\$0.00	\$0.00	\$3,157.89	(\$3,157.89)	\$3,787.13	(\$6,945.02)
012 SOUTHWEST (SES)	\$0.00	\$0.00	\$0.00	\$1,992.09	(\$1,992.09)	\$7,354.26	(\$9,346.35)
013 WASHINGTON (WES)	\$0.00	\$0.00	\$0.00	\$0.00	\$0.00	\$4,500.00	(\$4,500.00)
014 CLINTON MIDDLE SCHOOL (CMS)	\$0.00	\$0.00	\$0.00	\$0.00	\$0.00	\$2,156.12	(\$2,156.12)
015 CLINTON HIGH SCHOOL (CHS)	\$0.00	\$0.00	\$0.00	\$65.00	(\$65.00)	\$9,155.35	(\$9,220.35)
016 CTAP	\$0.00	\$0.00	\$0.00	\$200.00	(\$200.00)	\$0.00	(\$200.00)
019 TECHNOLOGY	\$0.00	\$0.00	\$0.00	\$157,558.08	(\$157,558.08)	\$84,518.09	(\$242,076.17)
021 ERATE	\$0.00	\$0.00	\$0.00	\$14,504.76	(\$14,504.76)	\$80,551.89	(\$95,056.65)
026 BAND	\$0.00	\$0.00	\$0.00	\$0.00	\$0.00	\$1,617.21	(\$1,617.21)
027 VOCAL	\$0.00	\$0.00	\$0.00	\$0.00	\$0.00	\$945.00	(\$945.00)
051 GIFTED AND TALENTED	\$0.00	\$0.00	\$0.00	\$0.00	\$0.00	\$50,982.02	(\$50,982.02)
052 AP HONORS	\$0.00	\$0.00	\$0.00	\$950.00	(\$950.00)	\$133,953.48	(\$134,903.48)
067 SUMMER PAYROLL	\$0.00	\$0.00	\$0.00	\$25,021.55	(\$25,021.55)	\$2,856.08	(\$27,877.63)
075 DAYCARE	\$0.00	\$0.00	\$0.00	\$120.00	(\$120.00)	\$71,819.40	(\$71,939.40)
078 GROUNDS	\$0.00	\$0.00	\$0.00	\$563.61	(\$563.61)	\$16,406.39	(\$16,970.00)
080 ATHLETICS	\$0.00	\$0.00	\$0.00	\$4,682.78	(\$4,682.78)	\$46,015.40	(\$50,698.18)
081 CMS ATHL	\$0.00	\$0.00	\$0.00	\$1,907.16	(\$1,907.16)	\$3,002.50	(\$4,909.66)
082 FIELDS	\$0.00	\$0.00	\$0.00	\$97.49	(\$97.49)	\$13,552.51	(\$13,650.00)
086 SPECIAL OLYMPICS	\$0.00	\$0.00	\$0.00	\$0.00	\$0.00	\$360.00	(\$360.00)
087 SPED	\$0.00	\$0.00	\$0.00	\$0.00	\$0.00	\$6,590.00	(\$6,590.00)
088 SAFETY	\$0.00	\$0.00	\$0.00	\$7,212.90	(\$7,212.90)	\$32,827.41	(\$40,040.31)
092 OETT GRANT SOUTHWEST	\$0.00	\$0.00	\$0.00	\$8,986.79	(\$8,986.79)	\$11,258.90	(\$20,245.69)
097 EPA CLEAN AIR GRANT	\$0.00	\$0.00	\$0.00	\$0.00	\$0.00	\$1,217,412.50	(\$1,217,412.50)
134 TECHNOLOGY SUPPLIES	\$0.00	\$0.00	\$0.00	\$154.70	(\$154.70)	\$5,560.30	(\$5,715.00)
311 PROFESSIONAL DEVELOPMENT-ADA	\$0.00	\$0.00	\$0.00	\$10,159.21	(\$10,159.21)	\$29,320.77	(\$39,479.98)
331 ED FLEX BENEFITS CERTIFIED IN LIEU	\$0.00	\$0.00	\$0.00	\$0.00	\$0.00	\$11,700.20	(\$11,700.20)
332 ED FLEX BENEFIT SUPPORT IN LIEU	\$0.00	\$0.00	\$0.00	\$948.45	(\$948.45)	\$55,184.22	(\$56,132.67)
334 ED FLEX BENEFIT CERTIFIED MED PD BY STATE	\$0.00	\$0.00	\$0.00	\$5,762.52	(\$5,762.52)	\$1,090,396.84	(\$1,096,159.36)
335 ED FLEX BENEFIT SUPPORT MED PD BY STATE	\$0.00	\$0.00	\$0.00	\$14,086.16	(\$14,086.16)	\$445,634.88	(\$459,721.04)
339 TOBACCO SETTLEMENT ENDOWMENT TRUST (TSET)	\$0.00	\$0.00	\$0.00	\$0.00	\$0.00	\$5,912.06	(\$5,912.06)
361 ACHIEVING CLASSROOM EXCELLENCE (ACE) TECHNOLOGY	\$0.00	\$0.00	\$0.00	\$3,794.00	(\$3,794.00)	\$6.00	(\$3,800.00)
367 READING SUFFICIENCY ACT (RSA)	\$0.00	\$0.00	\$0.00	\$2,646.30	(\$2,646.30)	\$0.00	(\$2,646.30)
388 ALTERNATIVE EDUCATION GRANTS	\$0.00	\$0.00	\$0.00	\$0.00	\$0.00	\$17,773.92	(\$17,773.92)
411 COMPREHENSIVE SECONDARY PROGRAMS	\$0.00	\$0.00	\$0.00	\$10,808.36	(\$10,808.36)	\$289,402.50	(\$300,210.86)
412 VOCATIONAL PROGRAMS ASSITANCE GRANTS	\$0.00	\$0.00	\$0.00	\$174.57	(\$174.57)	\$44,308.39	(\$44,482.96)
421 CARL PERKINS SECONDARY	\$0.00	\$0.00	\$0.00	\$0.00	\$0.00	\$24,535.44	(\$24,535.44)
511 PART A, BASIC PROGRAM	\$0.00	\$0.00	\$0.00	\$67,915.76	(\$67,915.76)	\$528,742.00	(\$596,657.76)
541 PART A TEACHER AND PRIN TRAINING/RECRUITMENT	\$0.00	\$0.00	\$0.00	\$0.00	\$0.00	\$46,524.25	(\$46,524.25)
553 PART B, 21ST CENTURY COMMUNITY LEARNING CENTERS	\$0.00	\$0.00	\$0.00	\$27,465.46	(\$27,465.46)	\$1,871.00	(\$29,336.46)
558 SUMMER LEARNING GRANT	\$0.00	\$0.00	\$0.00	\$19,913.65	(\$19,913.65)	\$1,334.00	(\$21,247.65)
561 PART A, INDIAN EDUCATION	\$0.00	\$27,475.87	\$0.00	\$0.00	\$27,475.87	\$69,869.19	(\$42,393.32)
572 PART A, ENGLISH LANG ACQ, ENHANCE & ACHEIVEMENT	\$0.00	\$0.00	\$0.00	\$13,860.00	(\$13,860.00)	\$36,491.90	(\$50,351.90)
591 TITLE VII IMPACT AID	\$0.00	\$0.00	\$0.00	\$31,175.90	(\$31,175.90)	\$473,524.10	(\$504,700.00)

CLINTON PUBLIC SCHOOLS

Revenue/Expenditure Summary

Options: Fund: 11, Date Range: 7/1/2023 - 6/30/2024

	Begin Balance	Receipts	Adjusting Entries	Payments	Cash End Balance	Unpaid POs	End Balance
592 TITLE VII IMPACT AID, DISABLED	\$0.00	\$0.00	\$0.00	\$364.05	(\$364.05)	\$0.00	(\$364.05)
596 PART A, HOMELESS CHILDREN & YOUTH	\$0.00	\$0.00	\$0.00	\$0.00	\$0.00	\$37,159.08	(\$37,159.08)
621 FLOW THROUGH, P.L.108-446, IDEA- PART B	\$0.00	\$0.00	\$0.00	\$0.00	\$0.00	\$302,472.30	(\$302,472.30)
641 PRESCHOOL, AGED 3-5, P.L. 108-446, IDEA-PART B	\$0.00	\$0.00	\$0.00	\$0.00	\$0.00	\$6,499.75	(\$6,499.75)
723 COVID 19 PREVENTION GRANT	\$0.00	\$0.00	\$0.00	\$0.00	\$0.00	\$10,721.33	(\$10,721.33)
771 GEAR UP	\$0.00	\$0.00	\$0.00	\$4,409.87	(\$4,409.87)	\$30,471.17	(\$34,881.04)
793 ESSER II/CARES ACT	\$0.00	\$0.00	\$0.00	\$547.50	(\$547.50)	\$4,452.50	(\$5,000.00)
795 AMERICAN RESCUE PLAN - ESSER FUND	\$0.00	\$0.00	\$0.00	\$738,804.64	(\$738,804.64)	\$714,217.25	(\$1,453,021.89)
796 AMERICAN RESCUE PLAN - ESSER FUND - HOMELESS I	\$0.00	\$800.00	\$0.00	\$7,990.00	(\$7,190.00)	\$41,200.00	(\$48,390.00)
799 PRIOR YEAR FEDERAL REIUMBURSEMENT	\$0.00	\$289,539.57	\$0.00	\$0.00	\$289,539.57	\$0.00	\$289,539.57
Total	\$0.00	\$500,237.33	\$0.00	\$2,091,281.34	(\$1,591,044.01)	\$16,666,020.10	(\$18,257,064.11)

CLINTON PUBLIC SCHOOLS**Revenue/Expenditure Summary****Options:** Fund: 21, Date Range: 7/1/2023 - 6/30/2024

	Begin Balance	Receipts	Adjusting Entries	Payments	Cash End Balance	Unpaid POs	End Balance
000 NONCATEGORICAL FUNDS	\$0.00	\$2,776.79	\$0.00	\$20,247.93	(\$17,471.14)	\$95,000.00	(\$112,471.14)
Total	\$0.00	\$2,776.79	\$0.00	\$20,247.93	(\$17,471.14)	\$95,000.00	(\$112,471.14)

CLINTON PUBLIC SCHOOLS

Revenue/Expenditure Summary

Options: Fund: 60, Date Range: 7/1/2023 - 6/30/2024

	Begin Balance	Receipts	Adjusting Entries	Payments	Cash End Balance	Unpaid POs	End Balance
000 NONCATEGORICAL FUNDS	\$0.00	\$424.54	\$0.00	\$0.00	\$424.54	\$0.00	\$424.54
801 CHS ATHLETICS	\$0.00	\$120.00	\$30,970.94	\$3,798.64	\$27,292.30	\$15,406.10	\$11,886.20
802 CMS ATHLETICS	\$0.00	\$750.00	\$5,682.63	\$1,295.00	\$5,137.63	\$2,229.16	\$2,908.47
803 CMS BAND	\$0.00	\$0.00	\$3,284.15	\$0.00	\$3,284.15	\$0.00	\$3,284.15
806 CMS NEWSPAPER/ANNUAL	\$0.00	\$0.00	\$3,962.89	\$0.00	\$3,962.89	\$0.00	\$3,962.89
809 CMS VOCAL MUSIC	\$0.00	\$0.00	\$2,021.57	\$0.00	\$2,021.57	\$0.00	\$2,021.57
811 TECHNOLOGY EDUCATION	\$0.00	\$0.00	\$62.64	\$0.00	\$62.64	\$0.00	\$62.64
813 CMS ART	\$0.00	\$0.00	\$7.06	\$0.00	\$7.06	\$0.00	\$7.06
816 CMS C-TAP	\$0.00	\$0.00	\$31.19	\$0.00	\$31.19	\$0.00	\$31.19
842 CHS YEARBOOK	\$0.00	\$0.00	\$2,371.84	\$0.00	\$2,371.84	\$150.00	\$2,221.84
843 CHS ART	\$0.00	\$0.00	\$201.24	\$0.00	\$201.24	\$0.00	\$201.24
845 CHS BAND	\$0.00	\$0.00	\$15,930.27	\$0.00	\$15,930.27	\$1,200.00	\$14,730.27
849 CHS DECA (BROADCAST)	\$0.00	\$0.00	\$1,281.61	\$0.00	\$1,281.61	\$0.00	\$1,281.61
852 CHS FFA	\$0.00	\$0.00	\$9,257.16	\$0.00	\$9,257.16	\$2,500.00	\$6,757.16
853 CHS FCCLA	\$0.00	\$0.00	\$6,788.47	\$0.00	\$6,788.47	\$450.00	\$6,338.47
857 CHS LEGAL TEAM	\$0.00	\$0.00	\$4,653.91	\$0.00	\$4,653.91	\$0.00	\$4,653.91
858 CHS NEWSPAPER	\$0.00	\$0.00	\$9.80	\$0.00	\$9.80	\$0.00	\$9.80
864 CHS VOCAL MUSIC	\$0.00	\$0.00	\$4,931.50	\$0.00	\$4,931.50	\$250.00	\$4,681.50
902 CPS GRANTS	\$0.00	\$0.00	\$5,903.91	\$0.00	\$5,903.91	\$3,410.00	\$2,493.91
903 INTEREST	\$0.00	\$2,483.07	\$32,268.27	\$375.00	\$34,376.34	\$3,685.00	\$30,691.34
904 ANYTIME FITNESS ACCT	\$0.00	\$630.00	\$666.00	\$666.00	\$630.00	\$630.00	\$0.00
907 SPECIAL OLYMPICS	\$0.00	\$0.00	\$283.10	\$0.00	\$283.10	\$0.00	\$283.10
908 GIFTS & REWARDS	\$0.00	\$250.00	\$36,217.02	\$1,497.50	\$34,969.52	\$8,916.75	\$26,052.77
909 INDIAN EDUCATION ACTIVITY ACCT	\$0.00	\$0.00	\$1,045.50	\$0.00	\$1,045.50	\$0.00	\$1,045.50
911 NANCE ELEMENTARY	\$0.00	\$71.00	\$49,100.18	\$1,120.00	\$48,051.18	\$5,316.78	\$42,734.40
912 NANCE TEACHER FUND	\$0.00	\$0.00	\$1,058.52	\$0.00	\$1,058.52	\$1,891.00	(\$832.48)
913 WASHINGTON ELEMENTARY	\$0.00	\$24.00	\$10,153.24	\$0.00	\$10,177.24	\$7,209.57	\$2,967.67
914 WES TEACHER FUND	\$0.00	\$0.00	\$1,945.81	\$0.00	\$1,945.81	\$0.00	\$1,945.81
916 SOUTHWEST ELEMENTARY	\$0.00	\$126.00	\$29,842.47	\$0.00	\$29,968.47	\$4,683.78	\$25,284.69
917 CMS ACADEMICS	\$0.00	\$0.00	\$1,275.73	\$0.00	\$1,275.73	\$0.00	\$1,275.73
918 SOUTHWEST TEACHER FUND	\$0.00	\$0.00	\$44.42	\$0.00	\$44.42	\$0.00	\$44.42
921 CMS TEACHER FUND	\$0.00	\$0.00	\$184.96	\$0.00	\$184.96	\$30.00	\$154.96
922 CMS GENERAL ACTIVITY	\$0.00	\$0.00	\$2,039.11	\$0.00	\$2,039.11	\$100.00	\$1,939.11
926 CMS STUDENT COUNCIL	\$0.00	\$0.00	\$1,274.57	\$0.00	\$1,274.57	\$0.00	\$1,274.57
928 CMS WHIRLWINDS	\$0.00	\$0.00	\$2,414.77	\$0.00	\$2,414.77	\$500.00	\$1,914.77
930 CMS FOOD BANK	\$0.00	\$0.00	\$5,460.66	\$0.00	\$5,460.66	\$0.00	\$5,460.66
931 CMS CHEERLEADERS	\$0.00	\$62.00	\$5,154.28	\$0.00	\$5,216.28	\$0.00	\$5,216.28
933 CLASS OF 2025 BOOSTER CLUB	\$0.00	\$0.00	\$1,269.88	\$0.00	\$1,269.88	\$0.00	\$1,269.88
934 CMS OUTDOOR ED/ARCHERY	\$0.00	\$0.00	\$0.83	\$0.00	\$0.83	\$0.00	\$0.83
938 TINY TORNADOES DAYCARE	\$0.00	\$0.00	\$5,860.40	\$0.00	\$5,860.40	\$0.00	\$5,860.40
939 HOLIDAY FEED ACCT	\$0.00	\$0.00	\$2,880.94	\$0.00	\$2,880.94	\$0.00	\$2,880.94
940 NATIONAL HONOR SOCIETY	\$0.00	\$0.00	\$1,601.35	\$0.00	\$1,601.35	\$0.00	\$1,601.35
941 LITERARY CLUB	\$0.00	\$0.00	\$1,023.03	\$0.00	\$1,023.03	\$0.00	\$1,023.03
946 CHS COMMONS	\$0.00	\$0.00	\$2,912.10	\$0.00	\$2,912.10	\$0.00	\$2,912.10
947 CHS GENERAL ACTIVITY	\$0.00	\$33,588.14	\$12,024.19	\$0.00	\$45,612.33	\$5,640.99	\$39,971.34
948 CHS TEACHER FUND	\$0.00	\$0.00	\$503.51	\$0.00	\$503.51	\$100.00	\$403.51
950 CHS POM	\$0.00	\$475.00	\$0.00	\$0.00	\$475.00	\$0.00	\$475.00
951 CHS WEIGHT ROOM	\$0.00	\$0.00	\$16.70	\$0.00	\$16.70	\$0.00	\$16.70
954 CHS FOOD PANTRY	\$0.00	\$0.00	\$752.67	\$0.00	\$752.67	\$0.00	\$752.67
955 SOCIEDAD HONORARIA HISPANICA	\$0.00	\$0.00	\$275.10	\$0.00	\$275.10	\$0.00	\$275.10
956 CHS SCIENCE CLUB	\$0.00	\$0.00	\$533.13	\$0.00	\$533.13	\$0.00	\$533.13
959 CHS CHEERLEADERS	\$0.00	\$1,675.00	\$7,981.42	\$0.00	\$9,656.42	\$3,564.94	\$6,091.48
960 CHS HISPANIC CLUB	\$0.00	\$0.00	\$1,414.41	\$0.00	\$1,414.41	\$0.00	\$1,414.41
963 CHS STUDENT COUNCIL	\$0.00	\$0.00	\$158.83	\$0.00	\$158.83	\$0.00	\$158.83
965 CHS BPA	\$0.00	\$0.00	\$918.30	\$0.00	\$918.30	\$0.00	\$918.30
966 KEY CLUB	\$0.00	\$0.00	\$2,373.70	\$0.00	\$2,373.70	\$0.00	\$2,373.70
967 CMS WHIRLWINDS	\$0.00	\$0.00	\$4,988.38	\$195.00	\$4,793.38	\$2,750.00	\$2,043.38

CLINTON PUBLIC SCHOOLS

Revenue/Expenditure Summary

Options: Fund: 60, Date Range: 7/1/2023 - 6/30/2024

	Begin Balance	Receipts	Adjusting Entries	Payments	Cash End Balance	Unpaid POs	End Balance
968 CLINTON CHEER BOOSTER CLUB	\$0.00	\$3,492.00	\$3,088.84	\$200.00	\$6,380.84	\$5,000.00	\$1,380.84
969 CLINTON WRESTLING BOOSTER CLUB	\$0.00	\$0.00	\$33,645.24	\$2,805.00	\$30,840.24	\$82.00	\$30,758.24
970 CHS FOOTBALL BOOSTER CLUB	\$0.00	\$17,270.00	\$47,582.50	\$5,762.70	\$59,089.80	\$14,060.28	\$45,029.52
971 CHS BASEBALL BOOSTER CLUB	\$0.00	\$0.00	\$14,625.32	\$108.54	\$14,516.78	\$2,141.46	\$12,375.32
972 CHS BASKETBALL BOOSTER CLUB	\$0.00	\$0.00	\$12,190.58	\$0.00	\$12,190.58	\$0.00	\$12,190.58
973 CHS SOFTBALL BOOSTER CLUB	\$0.00	\$0.00	\$6,936.41	\$0.00	\$6,936.41	\$4,970.00	\$1,966.41
974 CHS VOLLEYBALL BOOSTER CLUB	\$0.00	\$4,050.00	\$6,704.23	\$1,247.00	\$9,507.23	\$5,251.93	\$4,255.30
975 CHS SOCCER BOOSTER CLUB	\$0.00	\$2,877.75	\$15,669.76	\$46.16	\$18,501.35	\$822.34	\$17,679.01
976 CLINTON BAND BOOSTER CLUB	\$0.00	\$0.00	\$6,707.14	\$0.00	\$6,707.14	\$5,000.00	\$1,707.14
977 CHS TENNIS BOOSTER CLUB	\$0.00	\$0.00	\$2,235.60	\$0.00	\$2,235.60	\$0.00	\$2,235.60
978 CHS TRACK BOOSTER CLUB	\$0.00	\$0.00	\$4,974.18	\$0.00	\$4,974.18	\$3,247.00	\$1,727.18
979 CHS GOLF BOOSTER CLUB	\$0.00	\$0.00	\$4,043.26	\$0.00	\$4,043.26	\$0.00	\$4,043.26
980 CHS BASEBALL BOOSTER TRIP	\$0.00	\$0.00	\$814.94	\$0.00	\$814.94	\$0.00	\$814.94
981 CLASS OF 2023/SENIOR	\$0.00	\$0.00	\$1,801.99	\$0.00	\$1,801.99	\$0.00	\$1,801.99
982 CLASS OF 2024/JUNIOR	\$0.00	\$0.00	\$2,593.70	\$0.00	\$2,593.70	\$0.00	\$2,593.70
988 ELEM. YEARBOOK ACCT	\$0.00	\$0.00	\$783.04	\$0.00	\$783.04	\$0.00	\$783.04
989 CHS SLOW PITCH SOFTBALL	\$0.00	\$0.00	\$323.19	\$0.00	\$323.19	\$0.00	\$323.19
990 CLINTON E-SPORTS	\$0.00	\$0.00	\$580.00	\$0.00	\$580.00	\$0.00	\$580.00
991 CPS MEMORIAL FUND	\$0.00	\$0.00	\$380.70	\$0.00	\$380.70	\$0.00	\$380.70
992 CLINTON CLASS OF 2028	\$0.00	\$0.00	\$1,216.00	\$0.00	\$1,216.00	\$0.00	\$1,216.00
995 CLINTON CLASS OF 2023	\$0.00	\$0.00	\$2,863.83	\$0.00	\$2,863.83	\$0.00	\$2,863.83
996 CLINTON CLASS OF 2026	\$0.00	\$0.00	\$1,880.00	\$0.00	\$1,880.00	\$0.00	\$1,880.00
997 CLINTON CLASS OF 2027	\$0.00	\$0.00	\$2,106.00	\$0.00	\$2,106.00	\$0.00	\$2,106.00
Total	\$0.00	\$68,368.50	\$499,016.71	\$19,116.54	\$548,268.67	\$111,189.08	\$437,079.59

Matthew Tennison
1417 Dunn Ave
Clinton OK 73601
7-21-23

Dear Clinton Schools:

Please accept this letter as my resignation due to unforeseen life circumstances.

Sincerely,

Matthew Tennison

August

9-2-2023

No. _____

DATE

Dear Mark :

First of all, thank you for giving me the opportunity to work with the Red Tornadoes Family.

The reasons for my resignation are personal, which prevent me from continuing to work with you.

Despite spending a short time with you,

I was very comfortable in my work, thank you again and if I decide to return in the future, I hope to have the doors open again.

Sincerely

Felipe Rivera

JavaScript must be enabled in order for you to use Clinton Public Schools Mail in standard view. However, it seems JavaScript is either disabled or not supported by your browser. To use standard view, enable JavaScript by changing your browser options, then [try again](#).

To use Clinton Public Schools Mail's basic HTML view, which does not require JavaScript, [click here](#).

If you want to view Clinton Public Schools Mail on a mobile phone or similar device [click here](#).

Conversation opened. 1 read message.

[Skip to content](#)
[Using Clinton Public Schools Mail with screen readers](#)




Search in mail



Active





Mail

Chat

Spaces

Meet

Compose

Labels

Inbox

Starred

Snoozed

Important

Sent

Drafts

Spam

17

Trash

More

Labels

Labels

1095-C IRS Documents

AMERICAN FIDELITY

Auditors

Bond information

Deposits

Donna

DUNS / SAMS INFORMATION

Follow up

GMW

Hime

HR

HS Flood Damage

Janelle Shepherd SPED

Jason James

Julie Miller

Marty

mendoza

Misc

Notes

Treasurer's Points

Turf

Walkout

5

Workers Comp

2

New chat

Conversations



Unread

Woohoo! You've read all the messages in your inbox.








Everything else

1-50 of 11,886






Michelle Sorter

Fwd: Resigned Thought I got fired everybody told me lj said I need to resign so here. Sorry.
- Michelle Sorter Begin
forwarded message: From: Reggie Weil
<reggie.weil@clintonokschools.org> Date: August 7, 2023 at 2:47:10 PM CDT To:


Au
g
7


Heather Young	<p>michelle.sorter@clintonokschools.org Subject: Resigned School Personnel Update - Colleagues and friends, I wanted to provide a bittersweet update regarding the Office of School Personnel Records. Wednesday will be my last day with the agency</p>	<p>Au 9 7</p>
	<p>Attachment:  Outlook-z4jl1ant.png</p>	
Debbie Carlisle	<p>"It's a Great Day" t-shirts - Remember to order your "It's a Great Day to be a Red Tornado" t-shirt before August 15! Order forms are attached here (They are also available in the office) an</p>	<p>Au 9 7</p>
	<p>Attachment:  CPSF T-SHIRT ORDER FORMS.pdf</p>	
Pam Honeysuckle	<p>FY23 OCAS Data Review - Clinton 20I099 - FY23 OCAS Data Review I just finished reviewing your District's FY23 OCAS data. I have unlocked your data so corrections can be made. If you have any questions,</p>	<p>Au 9 7</p>
	<p>Attachment:  image.png Attachment:  image.png Attachment:  image.png</p>	
Alice Cifuentes	<p>+4 Complimentary Tickets 2023-24-Color - Good afternoon, I just want to make everyone aware that this year's complimentary tickets are a light purple for anyone working athletic doors or gates,thanks.</p>	


	Payment	
Tyler, me 2	- For last year or this year and do you know a project code or \$ amount?	Au 9 7
	July Board minutes	
Nathan, me 4	- Sounds good. Donna Warnick Treasurer Clinton Public Schools 580-323-1800 ext 8003 On Mon, Aug 7, 2023 at 1:55 PM Nathan Meget <nathan.meget@clintonokschools.org> wrote: I'll get them Tuesday,	Au g 7
	Fwd: Attached Image	
Tyler Bridges	- Up around \$7M for Custer County. Waiting to get Washita. - TB ----- Forwarded message ----- From: <custerassessor@gmail.com> Date: Mon, Aug 7, 2023 at 1:18 PM Subject: Attached Image To: Attachment:  1240_001.pdf	Au g 7
	IRS EFTPS Confirmation of Scheduled Transaction	
EFTPS	- Confirmation of Scheduled Transaction You have scheduled a transaction. The following IRS EFTPS transaction is scheduled to be debited from your account: Confirmation Number 270-3620-8041-0645 We are	Au g 7
	Sylogist Training	
Tyler Bridges	- From Amanda: We do not have any on-site training availability until September. However, Sandy will be sending out our Shawnee Office Training schedule on Monday and it has August dates for accounting	Au g 7


SylogistEd Support	<p>In-Person Training Classes at our Shawnee Office location</p> <p>- Please do not respond directly to this email as the originating email account is not monitored.</p> <p>Subject: In-Person Training Classes at our Shawnee Office location We have scheduled several new in-</p>	<p>Au 9 7</p>
	<p>Attachment:  image.png</p> <p>FY23 OCAS Data Review - Clinton 20I099</p> <p>- FY23 OCAS Data Review I just finished reviewing your District's FY23 OCAS data. I have unlocked your data so corrections can be made. If you have any questions, please call me or email. Please</p>	<p>Au 9 7</p>
Pam Honeysuckle	<p>Attachment:  Outlook-iwhrloxi.png</p> <p>Attachment:  image.png</p> <p>Attachment:  Clinton FY23 OCAS Data Review Sheet.xlsx</p>	
	<p>+2</p> <p>Adjunct</p> <p>- Attached is the adjunct recommendation for Rayne Wherritt. -- Nathan Meget Assistant Superintendent Clinton Public Schools 1720 Opal Ave. Clinton, OK 73601 Work: 580.323.1800 Cell: 580.330.0482</p>	<p>Au 9 7</p>
Nathan Meget	<p>Attachment:  Rayne Wherritt adjunct.pdf</p>	
	<p>Adjunct</p> <p>- Keke Lee recommendation the school board is attached. -- Nathan Meget Assistant Superintendent Clinton Public</p>	<p>Au 9 7</p>
Nathan Meget		

Schools 1720 Opal Ave. Clinton,
OK 73601 Work: 580.323.1800
Cell: 580.330.0482

Attachment:  Keke Lee
Adjunct.pdf

Simplify	20 foods that NEVER expire - Live a better budget life every day! simplify 20 essential foods without an expiration date that you should start stockpiling now 20 essential foods without an expiration date that you should start	Au 9 7
CBR Report Runner B.	TTD - Clinton Schools - - TTD - Clinton Schools (1_Payment Register - Weekly Reports - jnVariable_20230807.pdf) * * Generated by Jeff-Net Report Runner Batch * Monday, August 07, 2023 at 6:03:39 AM *	Au 9 7
X (formerly Twitter)	Attachment:  1_Payment Register - Weekly Reports - jnVariable_20230807.pdf CCTV IDIOTS posted: Man in wheelchair shakes painter's ladder becaus...	Au 9 7
X (formerly Twitter)	CCTV IDIOTS posted: Woman spits on man and he throws her off the bus	Au 9 6
Tyler Bridges	Fwd: It's Educator Appreciation Time!! - FYI for anyone interested! -TB ----- Forwarded message ----- ---- From: Oklahoma Association for Pupil Transportation <communications@oaptonline.or	Au 9 6

	g> Date: Sun, Aug 6, 2023 at 2:04 PM Subject: Clinton Public School Family Night- change	
	- There has been a change in the All Staff Back to School Night. Family activities will include the Clinton Putt Putt and the Clinton Swimming Pool instead of the Water Zoo. Burgers and hotdogs will be	
Tonya Gaunt	Fwd: GT Local Advisory Committee Meeting	Au g 4
	- Since this is subject to the open meetings act, what do we do? ----- Forwarded message ----- From: Nancy Murray <nancy.murray@clintonokschools.org> Date: Fri, Aug 4, 2023 at 2:43 PM	
Nathan Meget	Friends on Frisco: Back to School Bash	Au g 4
Tyler Bridges	G5/G6 Changes for August 7th Postponed.	
	- Dear US Department of Education G5 System User, What it is... On July 7th, the US Department of Education's Office of Business Support Services (OBSS) sent out a communication informing all G5 users	
U.S. Department of .	Fwd: Child Nutrition	Au g 4
	- ----- Forwarded message ----- From: Lance Gibbs <lance.gibbs@lawtonps.org> Date: Thu, Aug 3, 2023 at 5:03 PM Subject: Child Nutrition To: <tyler.bridges@cpsreds.org> -- Lance Gibbs	
 Tyler Bridges		Au g 3

	Attachment:  FY23 ADULT MEALS RENT CHARGES.xls	
CPS Technology Team	<p>Ticket #6797 has been closed</p> <ul style="list-style-type: none"> - Log into Incident IQ Ticket resolved JH Joshua Haas • 4 minutes ago Joshua Haas resolved the ticket Status changed from 'In Progress' to 'Resolved' View ticket details <p>TICKET SUMMARY • Outstanding Payments Conversion</p> <ul style="list-style-type: none"> - Thank you! Donna Warnick Treasurer Clinton Public Schools 	<p>Au g 3</p>
Joshua, me 2	<p>580-323-1800 ext 8003 On Thu, Aug 3, 2023 at 3:50 PM Joshua Haas</p> <p><joshua.haas@clintonokschools.org> wrote: Amanda told me that you can</p> <p>OKASBO Job Opening</p> <ul style="list-style-type: none"> - OKASBO Board of Directors Announces Job Opening The OKASBO Board of Directors has an opening for the position of Professional Development Coordinator. Applications will be accepted until the position 	<p>Au g 3</p>
Oklahoma ASBO	<p>OSSBA News Aug. 3</p> <ul style="list-style-type: none"> - View this email in your browser <p>OSSBA REGISTER ONLINE NOW! Oklahoma City</p>	<p>Au g 3</p>
OSSBA	<p>Convention Center • Aug. 24-27</p> <p>Join us and celebrate 75 years of school board member conferences in Oklahoma! The OSSBA/CCOSA</p>	<p>Au g 3</p>
EFTPS	<p>IRS EFTPS Confirmation of Scheduled Transaction</p> <ul style="list-style-type: none"> - Confirmation of Scheduled Transaction You have scheduled 	<p>Au g 3</p>

a transaction. The following IRS EFTPS transaction is scheduled to be debited from your account: Confirmation Number 270-3616-1490-5046 We are

(no subject)

- Ok, thanks. Teresa Grant Payroll/Benefits Coordinator

Clinton Public Schools

teresa.grant@clintonokschools.org

Work: 580.323.1800 ext 8013

Fax: 580.323.1804 On Thu, Aug

3, 2023 at 12:14 PM Donna

letter of resignation attached

- He didn't - but she's already gone so I won't pay it. Teresa


Teresa Grant Payroll/Benefits

Coordinator Clinton Public

Schools

teresa.grant@clintonokschools.org

Work: 580.323.1800 ext 8013

Attachment:  Letter of Resignation - Noelia Rivera.pdf

Wengage

- Do you know where I can go to find Vendor Numbers for all of

our vendors, including

employees? I need to find them

in Wengage so I can match them

up for your exported data. On

Wed, Aug 2, 2023 at 4:27

Wengage

- Would either of you know why

we don't have all of the tabs on

the employee application in

Wengage? We need the one that

has our paystubs on it. Thanks,

Donna Warnick Treasurer Clinton

Public

Teresa, me 5

Au

g

3

Teresa, me 3

Au

g

3

me, joshu., Joshua 6


Au

g


3


me

Sent 8 days ago. Follow up?

	Special Opportunities for Treasurers and Encumbrance Clerks!	
	- The OSSBA/CCOSA Education Leadership Conference has special opportunities for treasurers and encumbrance clerks! logos logo August 24-27, 2023 • Oklahoma City Convention Center Celebrating 75 years of FY23 OCAS Review and FY24 OCAS Manual	Au g 3
OSSBA		
	- ----- Forwarded message -- ----- From: Katherine Black <Katherine.Black@sde.ok.gov> Date: Wed, Aug 2, 2023 at 3:17 PM Subject: FY23 OCAS Review and FY24 OCAS Manual To: Steve Blasingame	
Katherine, Tyler 2		Au g 2
	Attachment:  OCAS Manual.pdf	
	Let's celebrate #okfirstday! - OSSBA wants to help your district celebrate students as they return to the classroom. View this email in your browser Members, For many, the start of school is just a few days away! Students are	
OSSBA		Au g 2
	PSO - Hi, I just wanted to let everyone know that a PSO rep came in and said that they would either be doing it tomorrow or Friday, perhaps turning off the power for a little bit after 4pm ,thanks. Alice	
Alice Cifuentes		Au g 2
	Dr. Melonie Hau Joins OSSBA Team	
OSSBA		Au
	- View this email in your browser Members, I'm thrilled to share that Dr. Melonie Hau -- one of	g 2

	Oklahoma's most respected education leaders -- has joined the Oklahoma State School Boards	
	Schedule of Important Mailings from OSAG	
Oklahoma School Ass.	- Important OSAG Mailing Material 08/23 Schedule of Mailings OSAG has several important mailing packets scheduled in August 2023 to membership. See below: 8/1/23 - District Contact Info Update 2023: This	Au g 2
Twitter	Cody Nagel Tweeted: Mike Gundy shaved. Sad. -	Au g 2
	New Hire	
April Miner	-- April Miner Southwest Elementary Principal Clinton Public Schools 580.323.1290 Attachment: <input checked="" type="checkbox"/> Discretionay Aide recommendation to hire (2).pdf	Au g 2
	Support Tickets	
SylogistEd Support	- Please do not respond directly to this email as the originating email account is not monitored. Due to the high number of support tickets being entered at this time of year, the wait time for call	Au g 2
	Payment Advice (052744399)	
Remittance	- EFT Remittance Advice Payee: CLINTON PUBLIC SCHOOLS (0000064364-0002) PO BOX 729 CLINTON, OK 73601-0729 USA Payment Information: Check Number: 052744399 Payment Date: 2023-08-01 Payment in the amount	Au g 2

Attachment: 
PYMNT_DETAIL1_277900
00.csv

OSSBA	OSSBA News Aug. 1 - View this email in your browser OSSBA REGISTER ONLINE NOW! Oklahoma City Convention Center • Aug. 24-27 Join us and celebrate 75 years of school board member conferences in Oklahoma! The OSSBA/CCOSA Ticket #6797 has been updated - Log into Incident IQ Ticket comment JH Joshua Haas • 3 minutes ago Contacted wengage and am waiting a response from them on what they're needing. View ticket details TICKET SUMMARY • Aug. 1, 2023 # View your monthly reimbursement account summary - Administrator Name: American Fidelity Administrator Address: PO Box 161968 Altamonte Springs, FL 32716 Employer Name: CLINTON PUBLIC SCHOOLS Participant Name: Donna Warnick Account Details Account Medicare Basics - The best start for your Medicare journey Medicare: The Basics The essential facts to build your Medicare knowledge. What are your coverage options? When enrolling, you can choose either Original	Au g 1
CPS Technology Team 3	Ticket #6797 has been updated - Log into Incident IQ Ticket comment JH Joshua Haas • 3 minutes ago Contacted wengage and am waiting a response from them on what they're needing. View ticket details TICKET SUMMARY • Aug. 1, 2023 # View your monthly reimbursement account summary - Administrator Name: American Fidelity Administrator Address: PO Box 161968 Altamonte Springs, FL 32716 Employer Name: CLINTON PUBLIC SCHOOLS Participant Name: Donna Warnick Account Details Account Medicare Basics - The best start for your Medicare journey Medicare: The Basics The essential facts to build your Medicare knowledge. What are your coverage options? When enrolling, you can choose either Original	Au g 1
no-reply	Ticket #6797 has been updated - Log into Incident IQ Ticket comment JH Joshua Haas • 3 minutes ago Contacted wengage and am waiting a response from them on what they're needing. View ticket details TICKET SUMMARY • Aug. 1, 2023 # View your monthly reimbursement account summary - Administrator Name: American Fidelity Administrator Address: PO Box 161968 Altamonte Springs, FL 32716 Employer Name: CLINTON PUBLIC SCHOOLS Participant Name: Donna Warnick Account Details Account Medicare Basics - The best start for your Medicare journey Medicare: The Basics The essential facts to build your Medicare knowledge. What are your coverage options? When enrolling, you can choose either Original	 Au g 1
American Fidelity R.	Ticket #6797 has been updated - Log into Incident IQ Ticket comment JH Joshua Haas • 3 minutes ago Contacted wengage and am waiting a response from them on what they're needing. View ticket details TICKET SUMMARY • Aug. 1, 2023 # View your monthly reimbursement account summary - Administrator Name: American Fidelity Administrator Address: PO Box 161968 Altamonte Springs, FL 32716 Employer Name: CLINTON PUBLIC SCHOOLS Participant Name: Donna Warnick Account Details Account Medicare Basics - The best start for your Medicare journey Medicare: The Basics The essential facts to build your Medicare knowledge. What are your coverage options? When enrolling, you can choose either Original	Au g 1
CPS Technology Team	Ticket #6797 has been updated - Log into Incident IQ Ticket comment JH Joshua Haas • 3 minutes ago Contacted wengage and am waiting a response from them on what they're needing. View ticket details TICKET SUMMARY • Aug. 1, 2023 # View your monthly reimbursement account summary - Administrator Name: American Fidelity Administrator Address: PO Box 161968 Altamonte Springs, FL 32716 Employer Name: CLINTON PUBLIC SCHOOLS Participant Name: Donna Warnick Account Details Account Medicare Basics - The best start for your Medicare journey Medicare: The Basics The essential facts to build your Medicare knowledge. What are your coverage options? When enrolling, you can choose either Original	Au g 1

member from our technology team will respond to your ticket as soon as one is available.

Please note that our

Incorrect email address Re:

- As of March 2020, the CPS Tech department has begun using the email

techhelp@clintonokschools.org.


Emails to

helpdesk@clintonokschools.org

as you have done will not be

read or acted upon. Please

CCTV IDIOTS Tweeted: What

was that 

-

Help Desk

Au

g

1

Twitter

Au

g

1

Using 9,459.78 GB

[Program Policies](#)

Powered by Google

Last account activity: 2 minutes ago

[Details](#)



Important according to Google magic.

Click to teach Clinton Public Schools Mail this conversation is not important.



Donna Warnick <donna.warnick@clintonokschools.org>

Fwd: Letter of resignation

1 message

April Miner <april.miner@clintonokschools.org>

Tue, Jul 18, 2023 at 8:15 AM

To: Teresa Grant <teresa.grant@clintonokschools.org>, Tyler Bridges <tyler.bridges@clintonokschools.org>, Donna Warnick <donna.warnick@clintonokschools.org>

----- Forwarded message -----

From: **Mariana Soto** <mjsoto1992@gmail.com>

Date: Mon, Jul 17, 2023 at 7:26 PM

Subject: Letter of resignation

To: april.miner@clintonokschools.org <april.miner@clintonokschools.org>

I am writing to formally submit my resignation from my position as discretionary aide at Southwest Elementary effective July 17, 2023. I am thankful to have had the opportunity to work with you and the rest of the staff. I wish you all the very best. I've really enjoyed my time there therefore thank you for the opportunity for growth that you have provided me it's been very rewarding.

--

April Miner
Southwest Elementary Principal
Clinton Public Schools
580.323.1290

Lorie Rivera
PO Box 1051
Clinton, OK 73601
580-309-2672
lorierivera11@gmail.com

07-26-2023

Dear Mr. Bridges,

This letter represents my official notice of resignation from my position as Trauma / Social Work Coordinator with my final day on August 18, 2023.

It has been my joy to work for Clinton Public Schools. The last four years serving the students and families in Clinton has been so rewarding. It was hard making the decision to leave. I will be going to work as the Edge Kids Pastor at the Edge Church in Clinton, OK.

I hope the notice period is enough for you to find a replacement. I would love to provide training or assist the person who will take over my position. I am just a phone call away and I plan to volunteer for Clinton Public Schools as much as possible.

Sincerely,

A handwritten signature in cursive script that reads "Lorie Rivera". The signature is written in black ink and is positioned above the printed name.

Lorie Rivera

Dear Mrs. Taylor,

This letter is to formally notify you that I am resigning as a Kindergarten Teacher at Nance Elementary, effective August 21, 2023.

Thank you so much for the opportunity to be a part of the Nance Family! I have truly enjoyed developing relationships with you, my colleagues, our students, and the community. I hope to continue these relationships as I continue in a new direction, outside of education.

In the next two weeks, I intend to continue giving my all to our students and our community. I will do everything possible to help during this transition period. Please let me know if you have specific requests during this time.

Sincerely,

Shawna Hardin

2023 WASHITA COUNTY ASSESSOR'S OFFICE REPORT TO THE EXCISE BOARD

07/25/2023

City/Village									
DISTRICT	DESCRIPTION	PERSONAL PROPERTY	REAL PROPERTY	PUBLIC SERVICE	TOTAL VALUATION	HOMESTEAD EXEMPTIONS	OTHER EXEMPTIONS	NET VALUATION	NET VALUATION
T01	CordellCity	2,446,353	10,747,251	415,852	13,609,456	566,630	149,773	12,893,053	
T02	SentinelCity	257,358	1,944,047	415,066	2,616,471	149,835	46,074	2,420,562	
T03	#10 Dill City	89,476	924,505	216,365	1,230,346	103,146	16,256	1,110,944	
T04	#11 Foss City	25,667	281,408	195,375	502,450	30,649	2,282	469,519	
T05	Canute City	165,750	2,050,938	343,378	2,560,066	130,955	17,577	2,411,534	
T06	#1 Rocky City	166,890	492,555	147,179	806,624	39,811	0	766,813	
T07	#78 Bessie City	356,049	489,083	214,379	1,059,511	51,428	3,480	1,004,603	
T08	Colony	4,047	627,577	39,182	670,806	26,496	17,549	626,761	
T09	Corn	51,749	1,489,676	156,835	1,698,260	95,250	13,809	1,589,201	
T10	Burns Flat City	481,631	3,481,691	676,744	4,640,066	190,334	54,030	4,395,702	
CITY/VILLAGE TOTAL VALUATION		4,044,970	22,528,731	2,820,355	29,394,056	1,384,534	320,830	27,688,692	

County									
DISTRICT	DESCRIPTION	PERSONAL PROPERTY	REAL PROPERTY	PUBLIC SERVICE	TOTAL VALUATION	HOMESTEAD EXEMPTIONS	OTHER EXEMPTIONS	NET VALUATION	NET VALUATION
C001	Washita County General	122,392,651	58,879,180	25,590,210	206,862,041	2,236,760	592,705	204,032,576	
COUNTY TOTAL VALUATION		122,392,651	58,879,180	25,590,210	206,862,041	2,236,760	592,705	204,032,576	

Other									
DISTRICT	DESCRIPTION	PERSONAL PROPERTY	REAL PROPERTY	PUBLIC SERVICE	TOTAL VALUATION	HOMESTEAD EXEMPTIONS	OTHER EXEMPTIONS	NET VALUATION	NET VALUATION
EMS	EMS	3,757,874	3,078,732	2,333,425	9,170,031	53,839	45,170	9,071,022	
OTHER TOTAL VALUATION		3,757,874	3,078,732	2,333,425	9,170,031	53,839	45,170	9,071,022	

School									
DISTRICT	DESCRIPTION	PERSONAL PROPERTY	REAL PROPERTY	PUBLIC SERVICE	TOTAL VALUATION	HOMESTEAD EXEMPTIONS	OTHER EXEMPTIONS	NET VALUATION	NET VALUATION
#003 MV	J-003 MViewGotb (JOINT)	3,757,874	3,078,732	2,333,425	9,170,031	53,839	45,170	9,071,022	
#1 Senti	I-1 Sentinel	40,055,376	9,264,612	6,993,192	56,313,180	324,479	64,563	55,924,138	
#10 BFla	I-10 Burns Ft-Dill City	33,154,684	8,864,190	4,166,439	46,185,313	439,671	129,930	45,615,712	
#11 Canu	#11 Canute	7,987,793	7,404,166	4,510,209	19,902,168	297,604	59,952	19,544,612	
#2 Merri	J-2 Merritt (JOINT)	3,329	1,153	49,144	53,626	0	0	53,626	

2023 WASHITA COUNTY ASSESSOR'S OFFICE REPORT TO THE EXCISE BOARD

DISTRICT	DESCRIPTION	PERSONAL PROPERTY	REAL PROPERTY	PUBLIC SERVICE	TOTAL VALUATION	HOMESTEAD EXEMPTIONS	OTHER EXEMPTIONS	NET VALUATION
#26 Weat	J-26 Weatherford (JOINT)	1,663,660	1,195,978	24,484	2,884,122	28,000	38,650	2,817,472
#33 Carn	J-33 Carnegie (JOINT)	143,779	783,244	252,930	1,179,953	26,463	8,630	1,144,860
#6 Elk C	J-6 Elk City (JOINT)	511,857	930,272	1,835,114	3,277,243	19,810	13,601	3,243,832
#78 Cord	#78 Cordell	23,878,743	24,745,204	4,862,161	53,486,108	981,923	226,449	52,277,736
#99 Clin	J-99 Clinton (JOINT)	11,230,341	2,565,980	562,296	14,358,617	64,971	5,760	14,287,886
J-11 HYD	Hydro-Eakly (JOINT)	5,215	45,649	816	51,680	0	0	51,680
SCHOOL TOTAL VALUATION		122,392,651	58,879,180	25,590,210	206,862,041	2,236,760	592,705	204,032,576

Vo-Tech								
DISTRICT	DESCRIPTION	PERSONAL PROPERTY	REAL PROPERTY	PUBLIC SERVICE	TOTAL VALUATION	HOMESTEAD EXEMPTIONS	OTHER EXEMPTIONS	NET VALUATION
VoTech 2	CADDO KIOWA TECH CENTER	3,906,868	3,907,625	2,587,171	10,401,664	80,302	53,800	10,267,562
VoTech12	WESTERN OK AREA TECH	118,485,783	54,971,555	23,003,039	196,460,377	2,156,458	538,905	193,765,014
VO-TECH TOTAL VALUATION		122,392,651	58,879,180	25,590,210	206,862,041	2,236,760	592,705	204,032,576

I, Georgia Lawson, Assessor of Washita County Oklahoma, do hereby certify that the foregoing is a true and correct statement of valuations for Real Estate, Personal Property, Public Service and Homestead Exemptions as certified by the State Board of Equalization and shown by the records in the County Assessor's office. Subscribed by my hand and affixed the seal of the County Assessors office on this day of 07/25/2023.

State of Oklahoma)
 Washita County)

Georgia Lawson
 County Assessor
 Washita County

7-25-23
 Date



I, Kristen Dowell, County Clerk of Washita County Oklahoma, do hereby certify that the above is a true, correct and complete list of the valuations of Washita County Oklahoma as certified by the Washita County Assessor's office.

Kristen Dowell
 County Clerk
 Washita County



Excise Board:

Real	Count	Value
Agricultural	25	9,595
Commercial	232	2,573,638
Residential	1,531	8,164,018
Total Real Value	1,788	10,747,251
Homestead	550	566,630
Veteran	13	149,773
Other	0	0
Total Exempt	586	716,403
TIF Increment Value		10,030,848
Net Assessed		10,030,848

Net Assessed Under Protest	Count	Value
Senior Freeze	39	47,236
Capped Parcels	499	2,074,499

Personal	Count	Value
Agricultural	13	34,873
Commercial	123	2,372,400
Mobile Home	17	39,680
Total Personal	153	2,446,953
Total Exempt	3	600

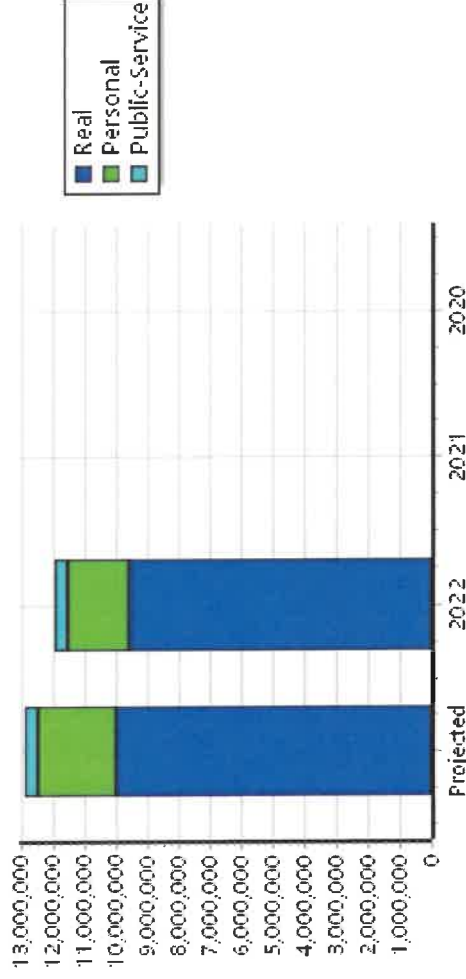
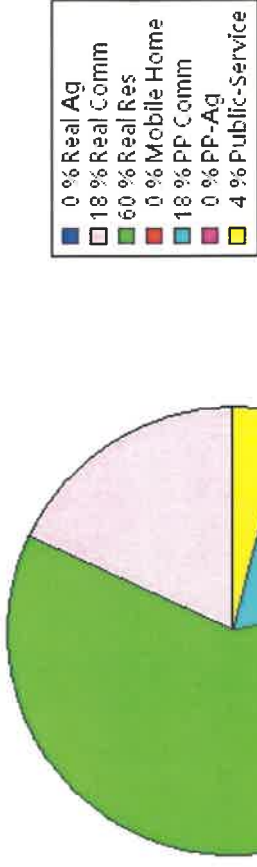
TIF Increment Value		2,446,353
Net Assessed		2,446,353
Net Assessed Under Protest		

Public Service	Count	Value
Total PS Value	12	415,852
TIF Increment Value		
Net Assessed		415,852

District Totals	Value
Total Gross Value	13,610,056
Homestead Loss	566,630
Other Exemption Loss	150,373
TIF Increment Value	
Retained TIF Value	
Net Assessed Value	12,893,053

Net Assessed Under Protest	
-----------------------------------	--

* Public Service Protests Values are not included on this report.



Real	Count	Value
Agricultural	16	4,697
Commercial	56	278,445
Residential	486	1,660,905
Total Real Value	558	1,944,047
Homestead	149	149,835
Veteran	6	46,074
Other	0	0
Total Exempt	158	195,909

TIF Increment Value

Net Assessed 1,748,138

Net Assessed Under Protest

Senior Freeze	7	26,390
Capped Parcels	422	1,104,543

Personal	Count	Value
Agricultural	2	7,655
Commercial	24	240,815
Mobile Home	2	10,888
Total Personal	28	259,358
Total Exempt	1	2,000

TIF Increment Value

Net Assessed 257,358

Net Assessed Under Protest

Public Service	Count	Value
Total PS Value	9	415,066

TIF Increment Value

Net Assessed 415,066

District Totals

Total Gross Value	2,618,471
Homestead Loss	149,835
Other Exemption Loss	48,074

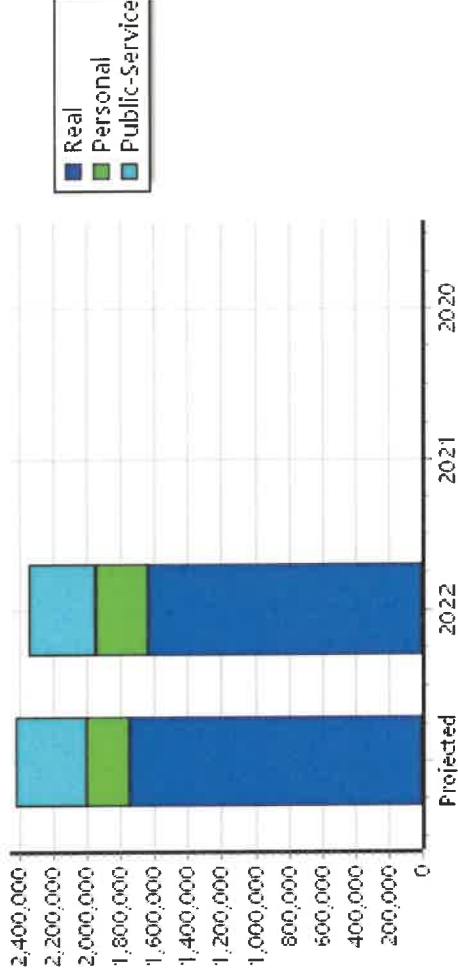
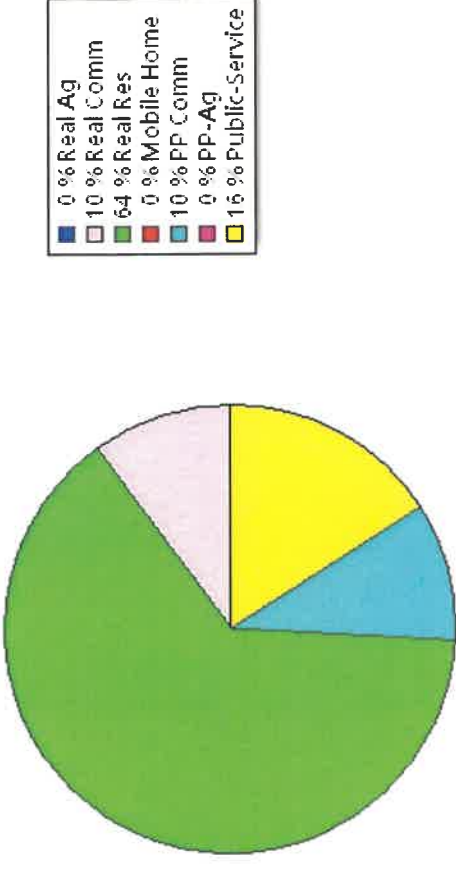
TIF Increment Value

Retained TIF Value

Net Assessed Value 2,420,562

Net Assessed Under Protest

* Public Service Protections Values are not included on this report.



Real	Count	Value
Agricultural	1	55
Commercial	24	56,724
Residential	331	867,726
Total Real Value	356	924,505
Homestead	102	103,146
Veteran	4	16,256
Other	0	0
Total Exempt	111	119,402

TIF Increment Value

Net Assessed 805,103

Net Assessed Under Protest

Senior Freeze	3	6,547
Capped Parcels	283	785,151

Personal	Count	Value
Agricultural	2	2,899
Commercial	11	85,379
Mobile Home	1	1,398
Total Personal	14	89,676
Total Exempt	1	200

TIF Increment Value

Net Assessed 89,476

Net Assessed Under Protest

Public Service	Count	Value
Total PS Value	7	216,365

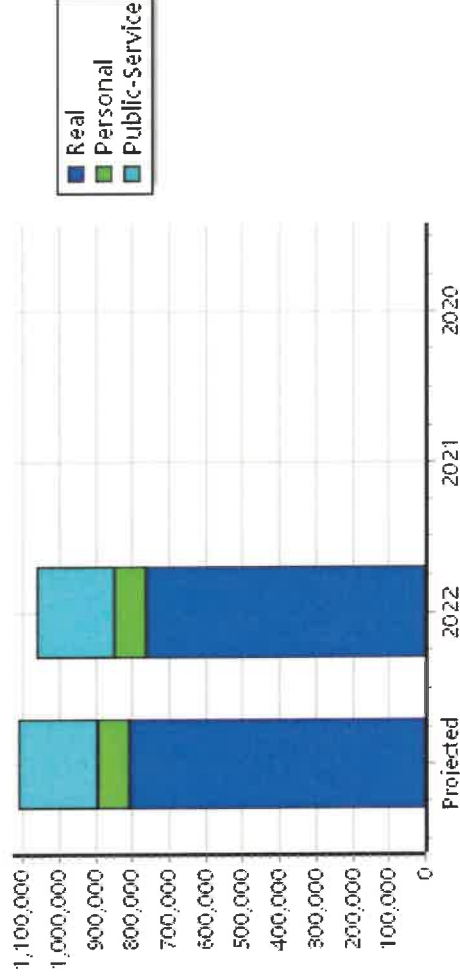
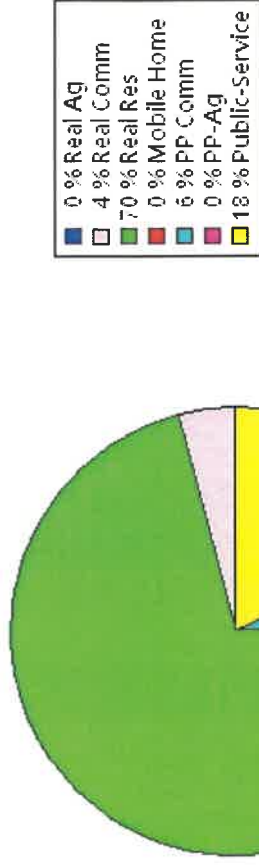
TIF Increment Value

Net Assessed 216,365

District Totals	Count	Value
Total Gross Value		1,230,546
Homestead Loss		103,146
Other Exemption Loss		16,456
TIF Increment Value		
Retained TIF Value		
Net Assessed Value		1,110,944

Net Assessed Under Protest

* Public Service Proteasts Values are not included on this report.



Real	Count	Value
Agricultural	10	2,949
Commercial	3	8,871
Residential	114	269,588
Total Real Value	127	281,408
Homestead	30	30,649
Veteran	1	2,282
Other	0	0
Total Exempt	32	32,931

TIF Increment Value

Net Assessed 248,477

Net Assessed Under Protest

Senior Freeze	1	1,786
Capped Parcels	96	116,804

Personal	Count	Value
Agricultural	0	0
Commercial	4	1,075
Mobile Home	6	24,592
Total Personal	10	25,667
Total Exempt	0	0

TIF Increment Value

Net Assessed 25,667

Net Assessed Under Protest

Public Service	Count	Value
Total PS Value	9	195,375

TIF Increment Value

Net Assessed 195,375

District Totals	
Total Gross Value	502,450
Homestead Loss	30,649
Other Exemption Loss	2,282

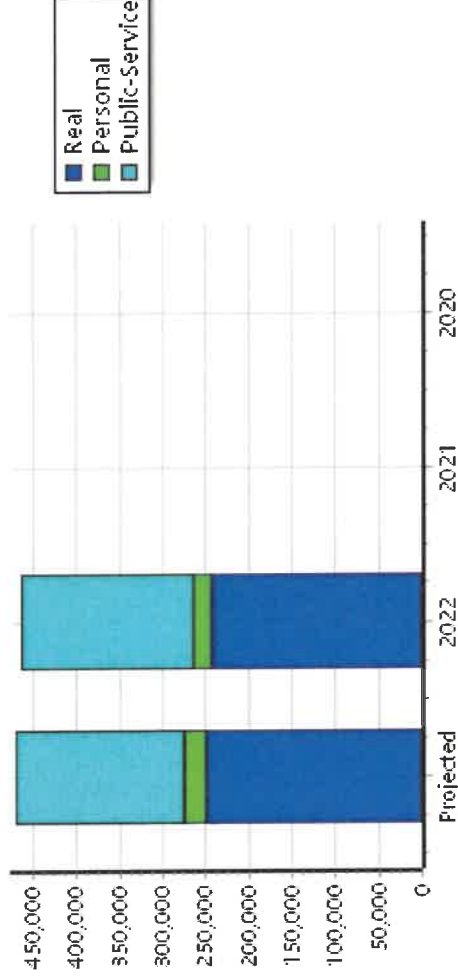
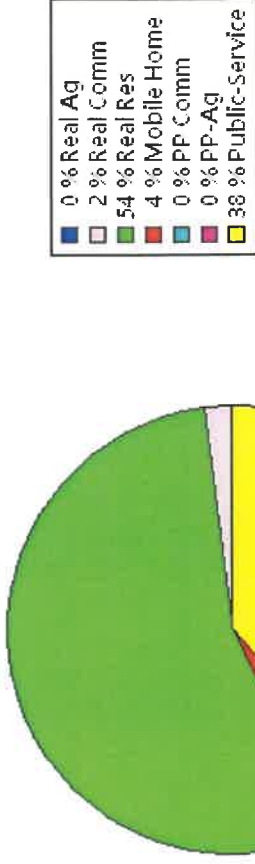
TIF Increment Value

Retained TIF Value

Net Assessed Value 469,519

Net Assessed Under Protest

* Public Service Protests Values are not included on this report.

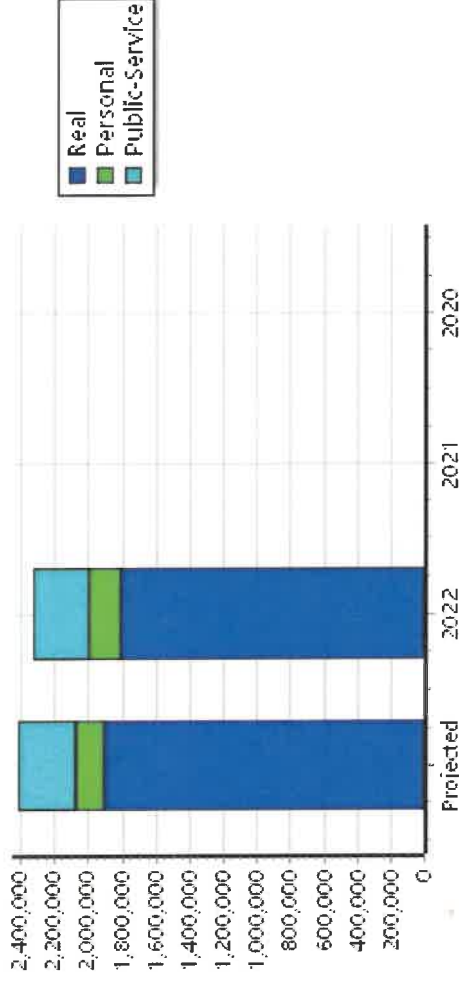


Real	Count	Value
Agricultural	5	14,126
Commercial	28	299,385
Residential	288	1,737,427
Total Real Value	321	2,050,938
Homestead	128	130,955
Veteran	3	17,577
Other	0	0
Total Exempt	135	148,532
TIF Increment Value		
Net Assessed		1,902,406
Net Assessed Under Protest		
Senior Freeze	4	16,558
Capped Parcels	274	1,246,298

Personal	Count	Value
Agricultural	1	1,543
Commercial	18	124,167
Mobile Home	7	40,240
Total Personal	26	165,950
Total Exempt	1	200
TIF Increment Value		
Net Assessed		165,750
Net Assessed Under Protest		
Public Service	Count	Value
Total PS Value	10	343,378
TIF Increment Value		
Net Assessed		343,378

District Totals	Value
Total Gross Value	2,560,266
Homestead Loss	130,955
Other Exemption Loss	17,777
TIF Increment Value	
Retained TIF Value	
Net Assessed Value	2,411,534
Net Assessed Under Protest	

* Public Service Protests Values are not included on this report.



Real	Count	Value
Agricultural	0	0
Commercial	19	89,143
Residential	148	403,412
Total Real Value	167	492,555
Homestead	36	39,811
Veteran	0	0
Other	0	0
Total Exempt	40	39,811

TIF Increment Value

Net Assessed 452,744

Net Assessed Under Protest

Senior Freeze	4	22,161
Capped Parcels	115	255,842

Personal	Count	Value
Agricultural	0	0
Commercial	8	166,890
Mobile Home	0	0
Total Personal	8	166,890
Total Exempt	0	0

TIF Increment Value

Net Assessed 166,890

Net Assessed Under Protest

Public Service	Count	Value
Total PS Value	6	147,179

TIF Increment Value

Net Assessed 147,179

District Totals

Total Gross Value	806,624
Homestead Loss	39,811
Other Exemption Loss	0

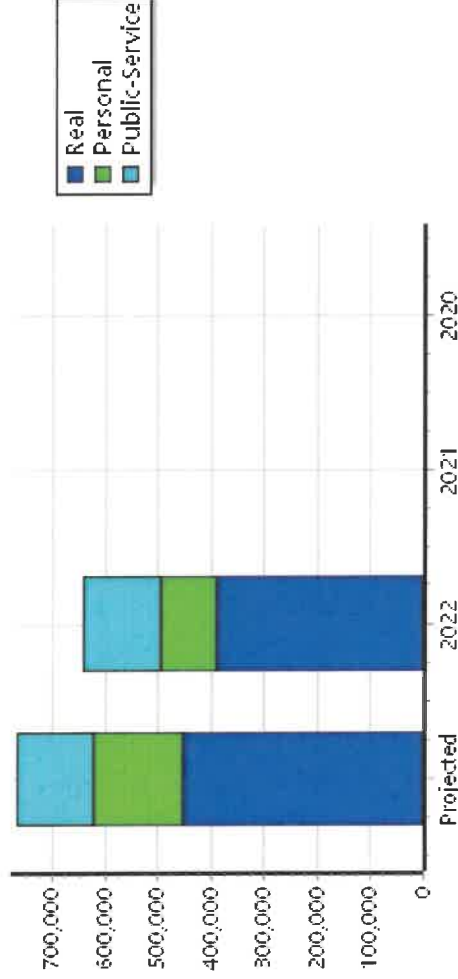
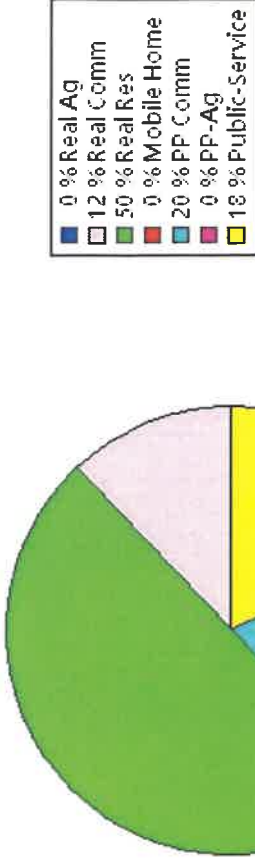
TIF Increment Value

Retained TIF Value

Net Assessed Value 766,813

Net Assessed Under Protest

* Public Service Proteests Values are not included on this report.



Real	Count	Value
Agricultural	46	48,175
Commercial	9	16,649
Residential	134	424,259
Total Real Value	189	489,083
Homestead	50	51,428
Veteran	1	3,480
Other	0	0
Total Exempt	53	54,908

TIF Increment Value

Net Assessed 434,175

Net Assessed Under Protest

Senior Freeze	4	15,082
Capped Parcels	129	336,859

Personal	Count	Value
Agricultural	2	12,661
Commercial	10	367,999
Mobile Home	5	19,125
Total Personal	17	399,785
Total Exempt	1	43,736

TIF Increment Value

Net Assessed 356,049

Net Assessed Under Protest

Public Service	Count	Value
Total PS Value	6	214,379

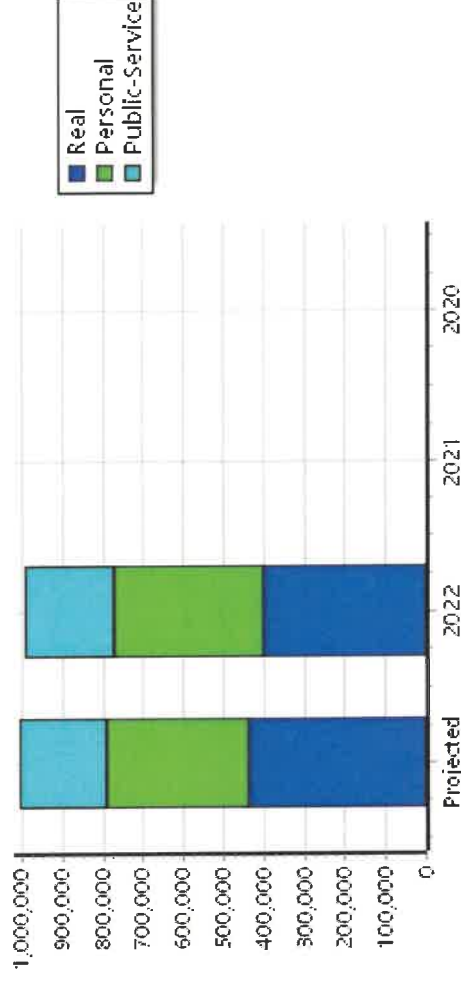
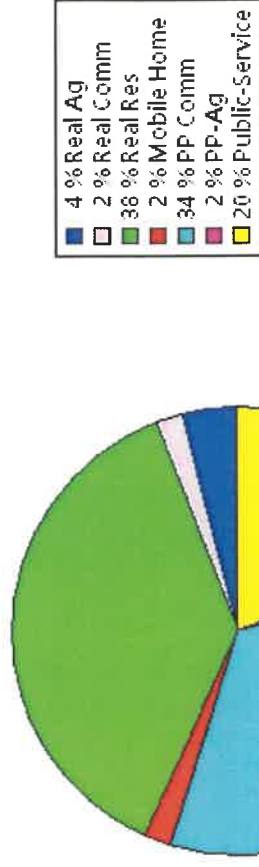
TIF Increment Value

Net Assessed 214,379

District Totals	Value
Total Gross Value	1,103,247
Homestead Loss	51,428
Other Exemption Loss	47,216
TIF Increment Value	
Retained TIF Value	
Net Assessed Value	1,004,603

Net Assessed Under Protest

* Public Service Protests Values are not included on this report.



Real	Count	Value
Agricultural	8	56,414
Commercial	4	11,976
Residential	94	559,187
Total Real Value	106	627,577
Homestead	27	26,496
Veteran	3	17,549
Other	0	0
Total Exempt	30	44,045

TIF Increment Value

Net Assessed 583,532

Net Assessed Under Protest

Senior Freeze	2	4,550
Capped Parcels	39	145,065

Personal	Count	Value
Agricultural	0	0
Commercial	1	2,707
Mobile Home	1	1,340
Total Personal	2	4,047
Total Exempt	0	0

TIF Increment Value

Net Assessed 4,047

Net Assessed Under Protest

Public Service	Count	Value
Total PS Value	5	39,182

TIF Increment Value

Net Assessed 39,182

District Totals

Total Gross Value	670,806
Homestead Loss	26,496
Other Exemption Loss	17,549

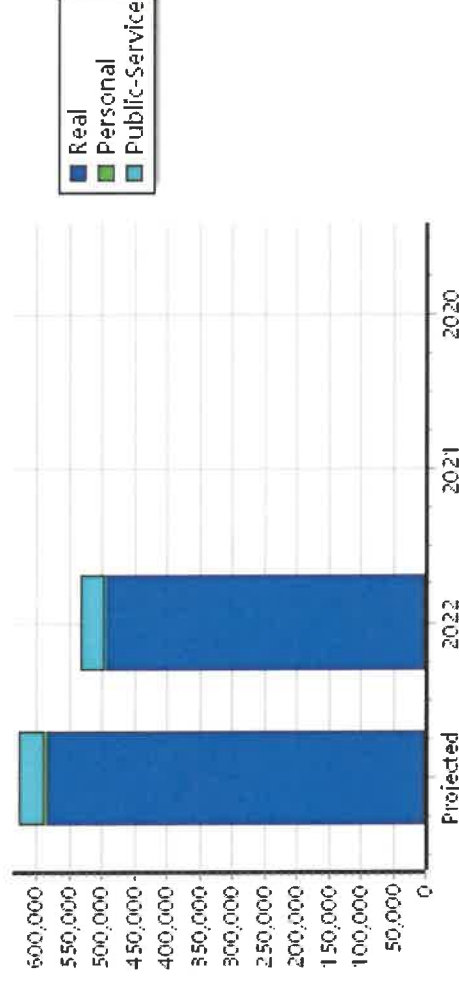
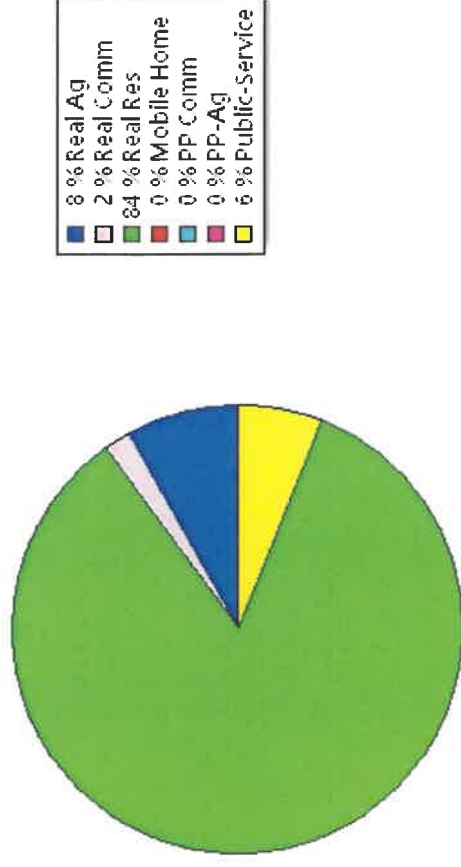
TIF Increment Value

Retained TIF Value

Net Assessed Value 626,761

Net Assessed Under Protest

* Public Service Proteasts Values are not included on this report.



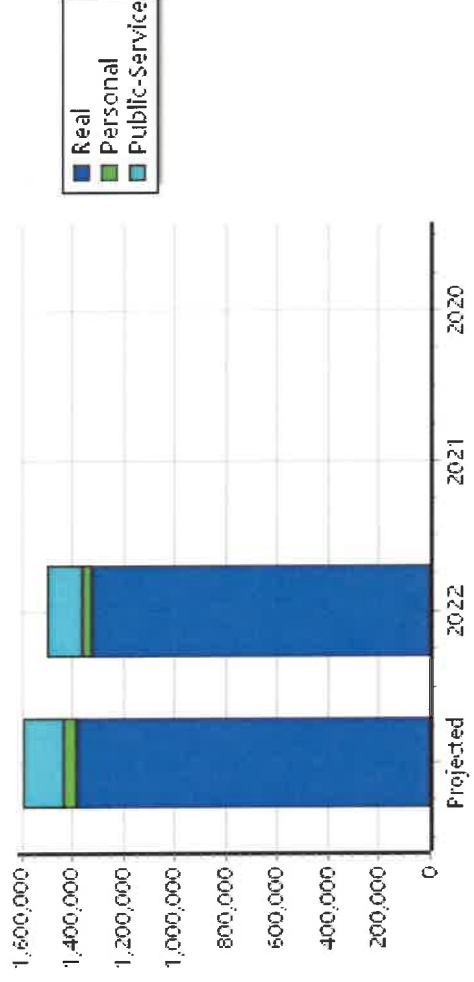
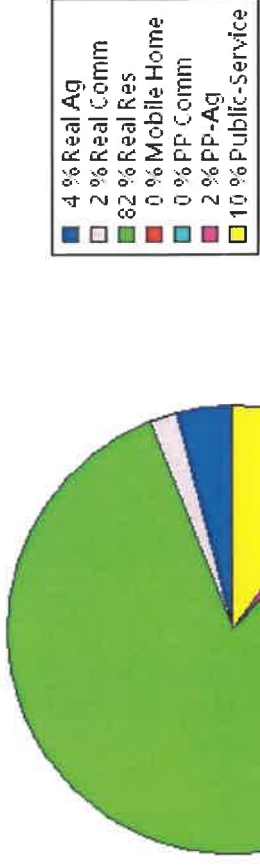
Real	Count	Value
Agricultural	3	56,073
Commercial	17	46,708
Residential	245	1,386,895
Total Real Value	265	1,489,676
Homestead	94	95,250
Veteran	2	13,809
Other	0	0
Total Exempt	98	109,059
TIF Increment Value		
Net Assessed		1,380,617
Net Assessed Under Protest		
Senior Freeze	10	14,502
Capped Parcels	83	944,869

Personal	Count	Value
Agricultural	2	43,195
Commercial	1	8,554
Mobile Home	0	0
Total Personal	3	51,749
Total Exempt	0	0
TIF Increment Value		
Net Assessed		51,749
Net Assessed Under Protest		

Public Service	Count	Value
Total PS Value	4	156,835
TIF Increment Value		
Net Assessed		156,835

District Totals	Value
Total Gross Value	1,698,260
Homestead Loss	95,250
Other Exemption Loss	13,809
TIF Increment Value	
Retained TIF Value	
Net Assessed Value	1,589,201
Net Assessed Under Protest	

* Public Service Proteests Values are not included on this report.



Real	Count	Value
Agricultural	3	4,368
Commercial	39	444,319
Residential	643	3,033,004
Total Real Value	685	3,481,691
Homestead	185	190,334
Veteran	9	54,030
Other	0	0
Total Exempt	202	244,364

TIF Increment Value

Net Assessed 3,237,327

Net Assessed Under Protest

Senior Freeze	12	48,903
Capped Parcels	819	3,504,531

Personal	Count	Value
Agricultural	0	0
Commercial	27	481,631
Mobile Home	0	0
Total Personal	27	481,631
Total Exempt	0	0

TIF Increment Value

Net Assessed 481,631

Net Assessed Under Protest

Public Service	Count	Value
Total PS Value	8	676,744

TIF Increment Value

Net Assessed 676,744

District Totals	
Total Gross Value	4,640,066
Homestead Loss	190,334
Other Exemption Loss	54,030

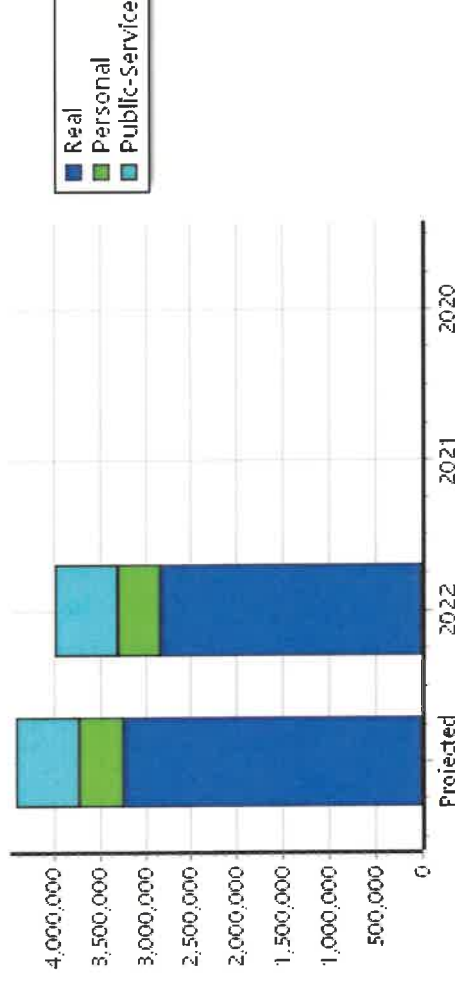
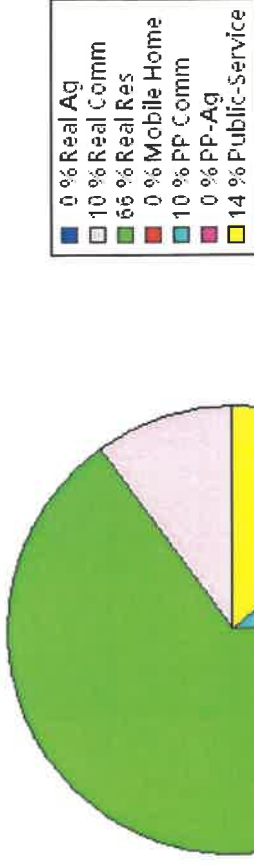
TIF Increment Value

Retained TIF Value

Net Assessed Value 4,395,702

Net Assessed Under Protest

* Public Service Protections Values are not included on this report.



Real	Count	Value
Agricultural	5,520	23,851,041
Commercial	570	5,715,244
Residential	5,131	29,312,895
Total Real Value	11,221	58,879,180
Homestead	2,203	2,236,760
Veteran	60	592,705
Other	0	0
Total Exempt	2,320	2,829,465

TIF Increment Value

Net Assessed **56,049,715**

Net Assessed Under Protest

Senior Freeze	106	318,644
Capped Parcels	4,539	19,184,969

Personal	Count	Value
Agricultural	782	5,962,840
Commercial	600	116,538,269
Mobile Home	198	830,931
Total Personal	1,580	123,332,040
Total Exempt	69	939,389

TIF Increment Value

Net Assessed **122,392,651**

Net Assessed Under Protest

Public Service	Count	Value
Total PS Value	184	25,590,210

TIF Increment Value

Net Assessed **25,590,210**

District Totals

Total Gross Value	207,801,430
Homestead Loss	2,236,760
Other Exemption Loss	1,532,094

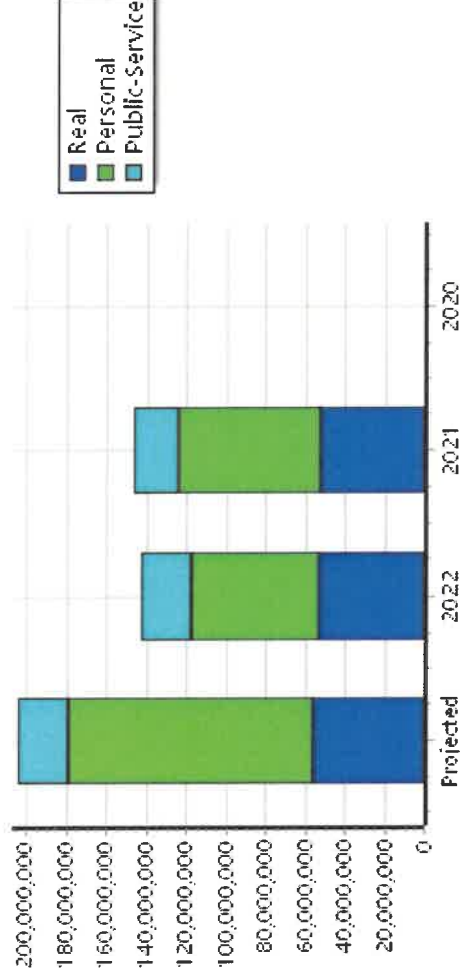
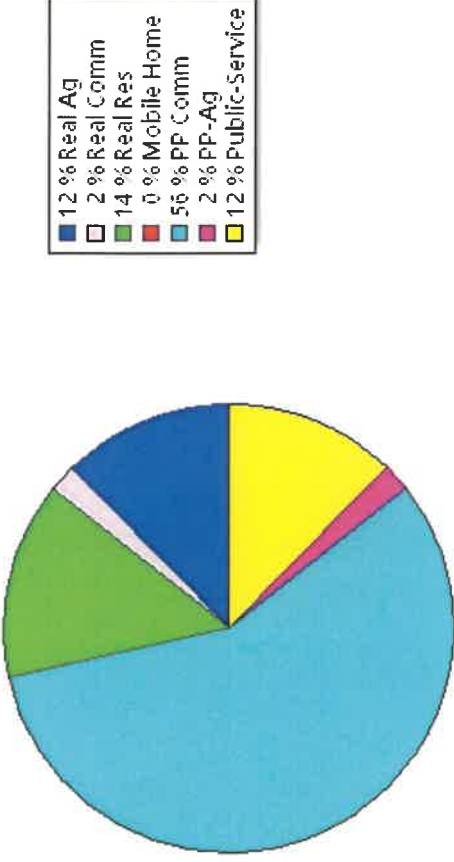
TIF Increment Value

Retained TIF Value

Net Assessed Value **204,032,576**

Net Assessed Under Protest

* Public Service Proteests Values are not included on this report.



Real	Count	Value
Agricultural	610	2,578,924
Commercial	1	296
Residential	69	499,512
Total Real Value	680	3,078,732
Homestead	54	53,839
Veteran	3	45,170
Other	0	0
Total Exempt	57	99,009

TIF Increment Value

Net Assessed 2,979,723

Net Assessed Under Protest

Senior Freeze	1	3,866
Capped Parcels	78	181,156

Personal	Count	Value
Agricultural	52	347,906
Commercial	15	3,405,065
Mobile Home	1	5,703
Total Personal	68	3,758,674
Total Exempt	4	800

TIF Increment Value

Net Assessed 3,757,874

Net Assessed Under Protest

Public Service	Count	Value
Total PS Value	9	2,333,425

TIF Increment Value

Net Assessed 2,333,425

District Totals

Total Gross Value	9,170,831
Homestead Loss	53,839
Other Exemption Loss	45,970

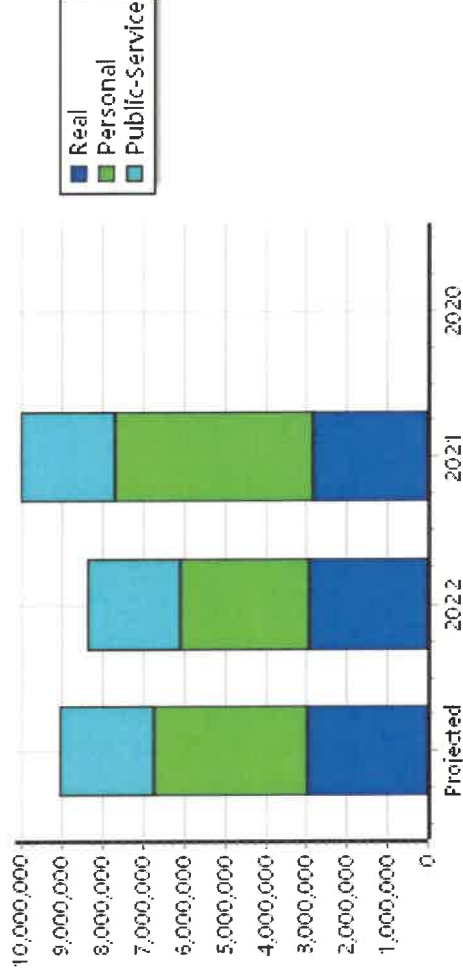
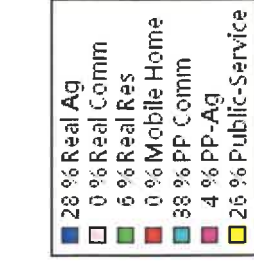
TIF Increment Value

Retained TIF Value

Net Assessed Value 9,071,022

Net Assessed Under Protest

* Public Service Proteests Values are not included on this report.



Real	Count	Value
Agricultural	610	2,578,924
Commercial	1	296
Residential	69	499,512
Total Real Value	680	3,078,732
Homestead	54	53,839
Veteran	3	45,170
Other	0	0
Total Exempt	57	99,009

TIF Increment Value

Net Assessed **2,979,723**

Net Assessed Under Protest

Senior Freeze	1	3,866
Capped Parcels	78	181,156

Personal	Count	Value
Agricultural	52	347,906
Commercial	15	3,405,065
Mobile Home	1	5,703
Total Personal	68	3,758,674
Total Exempt	4	800

TIF Increment Value

Net Assessed **3,757,874**

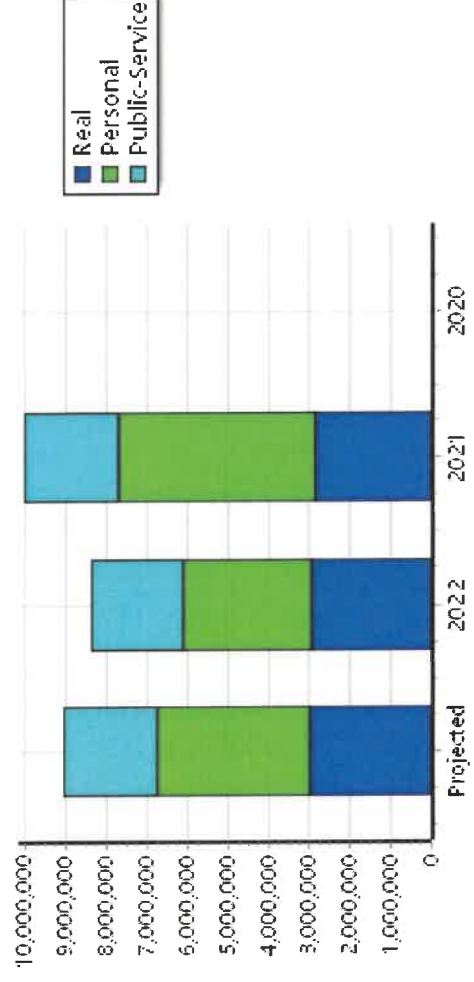
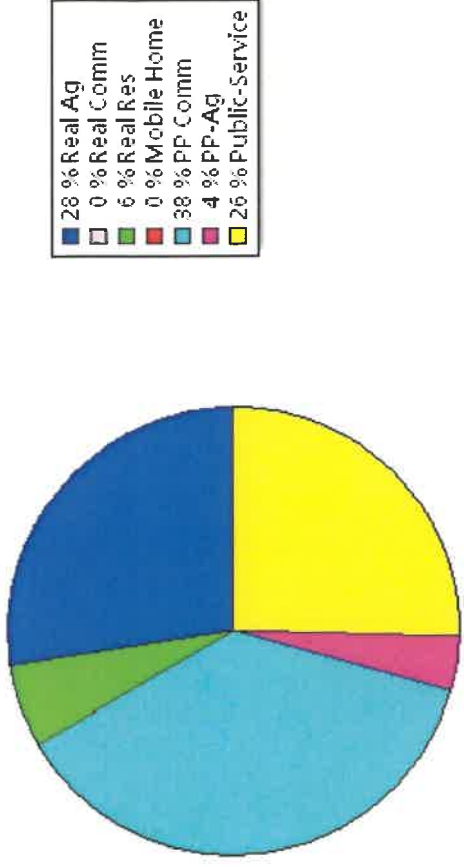
Net Assessed Under Protest

Public Service	Count	Value
Total PS Value	9	2,333,425
TIF Increment Value		
Net Assessed		2,333,425

District Totals	
Total Gross Value	9,170,831
Homestead Loss	53,839
Other Exemption Loss	45,970
TIF Increment Value	
Retained TIF Value	
Net Assessed Value	9,071,022

Net Assessed Under Protest

* Public Service Proteests Values are not included on this report.



Real	Count	Value
Agricultural	1,121	5,056,205
Commercial	88	515,375
Residential	815	3,693,032
Total Real Value	2,024	9,264,612
Homestead	320	324,479
Veteran	8	64,563
Other	0	0
Total Exempt	336	389,042

TIF Increment Value

Net Assessed 8,875,570

Net Assessed Under Protest

Senior Freeze	16	86,542
Capped Parcels	954	2,753,063

Personal	Count	Value
Agricultural	122	894,214
Commercial	85	39,090,341
Mobile Home	13	76,908
Total Personal	220	40,061,463
Total Exempt	13	6,087

TIF Increment Value

Net Assessed 40,055,376

Net Assessed Under Protest

Public Service	Count	Value
Total PS Value	28	6,993,192

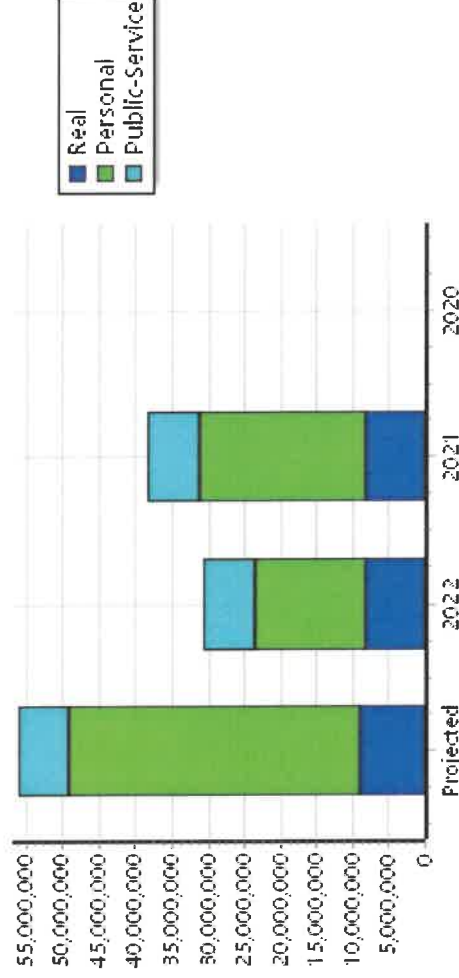
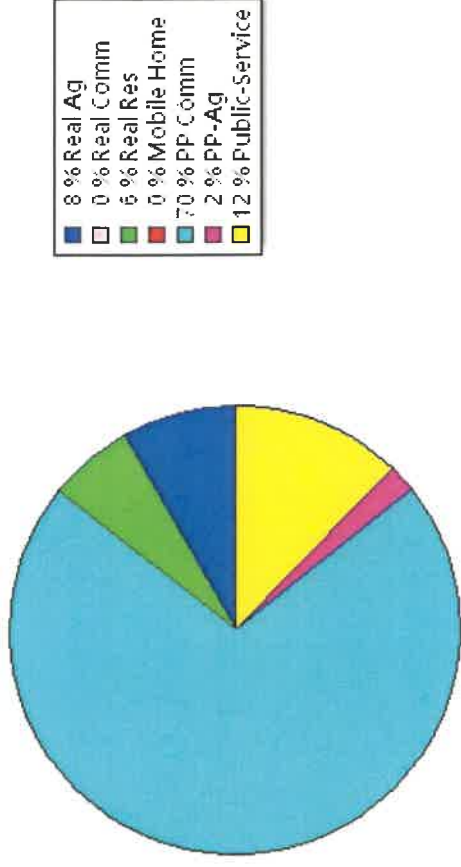
TIF Increment Value

Net Assessed 6,993,192

District Totals	
Total Gross Value	56,319,267
Homestead Loss	324,479
Other Exemption Loss	70,650
TIF Increment Value	
Retained TIF Value	
Net Assessed Value	55,924,138

Net Assessed Under Protest

* Public Service Proteasts Values are not included on this report.



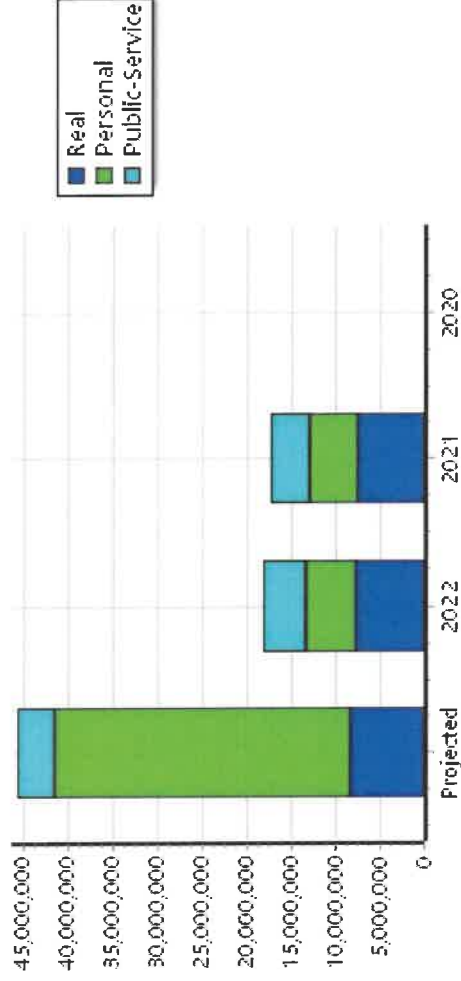
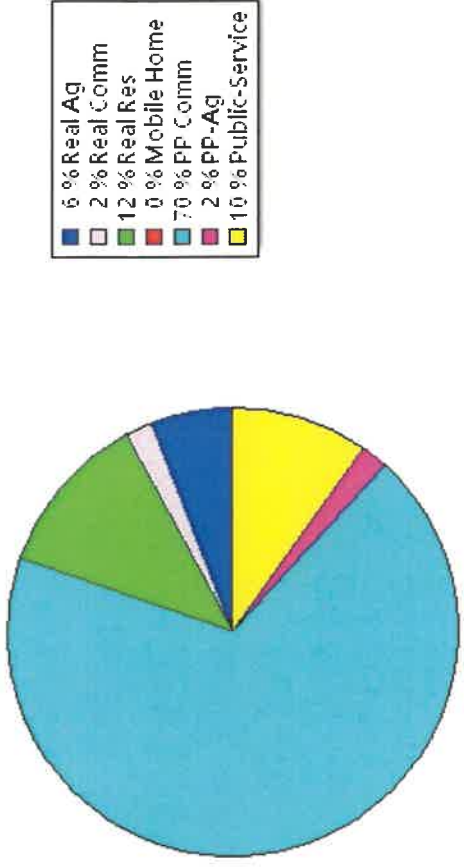
Real	Count	Value
Agricultural	763	2,930,691
Commercial	78	753,518
Residential	1,146	5,179,981
Total Real Value	1,987	8,864,190
Homestead	433	439,671
Veteran	16	129,930
Other	0	0
Total Exempt	464	569,601
TIF Increment Value		
Net Assessed		8,294,589
Net Assessed Under Protest		
Senior Freeze	17	65,000
Capped Parcels	1,524	7,975,575

Personal	Count	Value
Agricultural	125	535,761
Commercial	114	32,566,251
Mobile Home	10	54,472
Total Personal	249	33,156,484
Total Exempt	9	1,800
TIF Increment Value		
Net Assessed		33,154,684
Net Assessed Under Protest		

Public Service	Count	Value
Total PS Value	30	4,166,439
TIF Increment Value		
Net Assessed		4,166,439

District Totals	Value
Total Gross Value	46,187,113
Homestead Loss	439,671
Other Exemption Loss	131,730
TIF Increment Value	
Retained TIF Value	
Net Assessed Value	45,615,712
Net Assessed Under Protest	

* Public Service Protections Values are not included on this report.



Real	Count	Value
Agricultural	575	2,609,777
Commercial	60	619,130
Residential	589	4,175,259
Total Real Value	1,224	7,404,166
Homestead	293	297,604
Veteran	7	59,952
Other	0	0
Total Exempt	306	357,556

TIF Increment Value

Net Assessed 7,046,610

Net Assessed Under Protest

Senior Freeze	11	51,363
Capped Parcels	682	2,999,692

Personal	Count	Value
Agricultural	111	431,479
Commercial	90	7,290,603
Mobile Home	53	267,356
Total Personal	254	7,989,438
Total Exempt	9	1,645

TIF Increment Value

Net Assessed 7,987,793

Net Assessed Under Protest

Public Service	Count	Value
Total PS Value	38	4,510,209

TIF Increment Value

Net Assessed 4,510,209

District Totals	Value
Total Gross Value	19,903,813
Homestead Loss	297,604
Other Exemption Loss	61,597

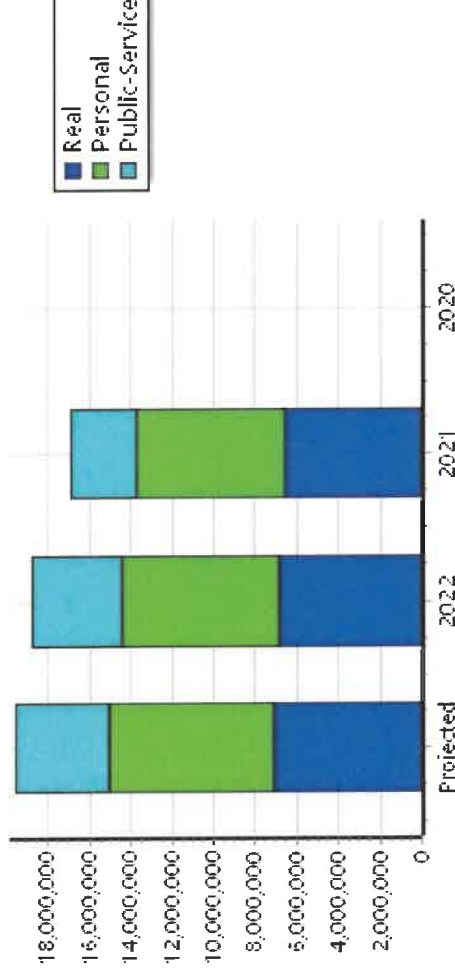
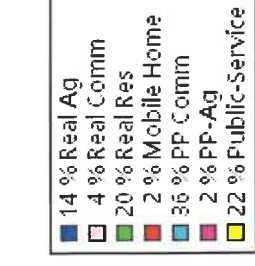
TIF Increment Value

Retained TIF Value

Net Assessed Value 19,544,612

Net Assessed Under Protest

* Public Service Proteests Values are not included on this report.



Real	Count	Value
Agricultural	1	1,153
Commercial	0	0
Residential	0	0
Total Real Value	1	1,153
Homestead	0	0
Veteran	0	0
Other	0	0
Total Exempt	0	0

TIF Increment Value

Net Assessed **1,153**

Net Assessed Under Protest

Senior Freeze	0	0
Capped Parcels	0	0

Personal	Count	Value
Agricultural	0	0
Commercial	2	-3,329
Mobile Home	0	0
Total Personal	2	3,329
Total Exempt	0	0

TIF Increment Value

Net Assessed **3,329**

Net Assessed Under Protest

Public Service	Count	Value
Total PS Value	1	49,144

TIF Increment Value

Net Assessed **49,144**

District Totals

Total Gross Value	53,626
Homestead Loss	0
Other Exemption Loss	0


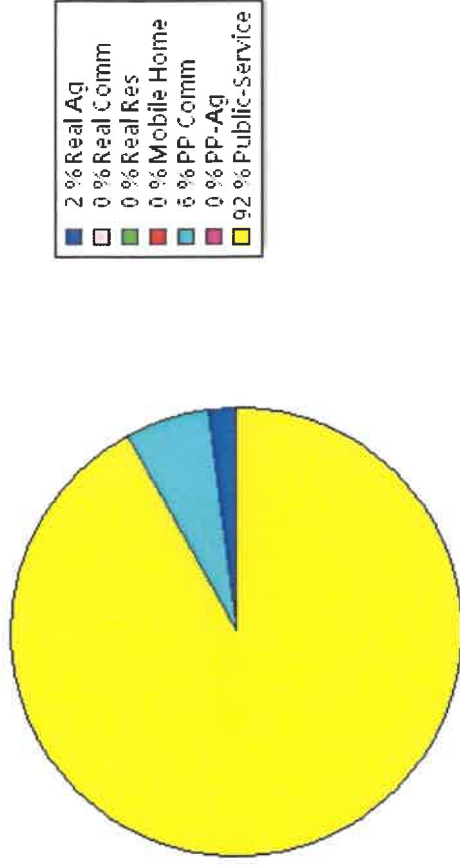
TIF Increment Value

Retained TIF Value

Net Assessed Value **53,626**

Net Assessed Under Protest

* Public Service Protests Values are not included on this report.



Real	Count	Value
Agricultural	129	593,888
Commercial	0	0
Residential	40	602,090
Total Real Value	169	1,195,978
Homestead	28	28,000
Veteran	1	38,650
Other	0	0
Total Exempt	29	66,650

TIF Increment Value

Net Assessed 1,129,328

Net Assessed Under Protest

Senior Freeze	1	523
Capped Parcels	23	42,414

Personal	Count	Value
Agricultural	18	111,918
Commercial	10	1,552,342
Mobile Home	1	727
Total Personal	29	1,664,987
Total Exempt	4	1,327

TIF Increment Value

Net Assessed 1,663,660

Net Assessed Under Protest

Public Service	Count	Value
Total PS Value	5	24,484

TIF Increment Value

Net Assessed 24,484

District Totals	
Total Gross Value	2,885,449
Homestead Loss	28,000
Other Exemption Loss	39,977

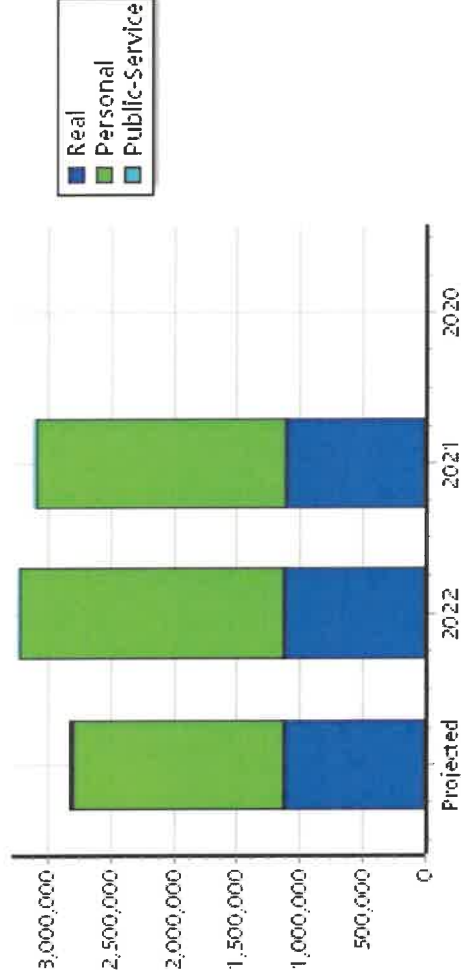
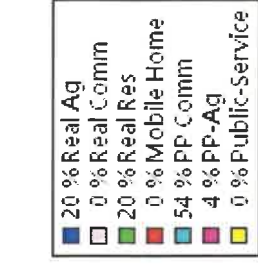
TIF Increment Value

Retained TIF Value

Net Assessed Value 2,817,472

Net Assessed Under Protest

* Public Service Protests Values are not included on this report.



Real	Count	Value
Agricultural	137	541,607
Commercial	0	0
Residential	28	241,637
Total Real Value	165	783,244
Homestead	27	26,463
Veteran	1	8,630
Other	0	0
Total Exempt	28	35,093

TIF Increment Value		
Net Assessed		748,151
Net Assessed Under Protest		
Senior Freeze	1	937
Capped Parcels	26	83,615

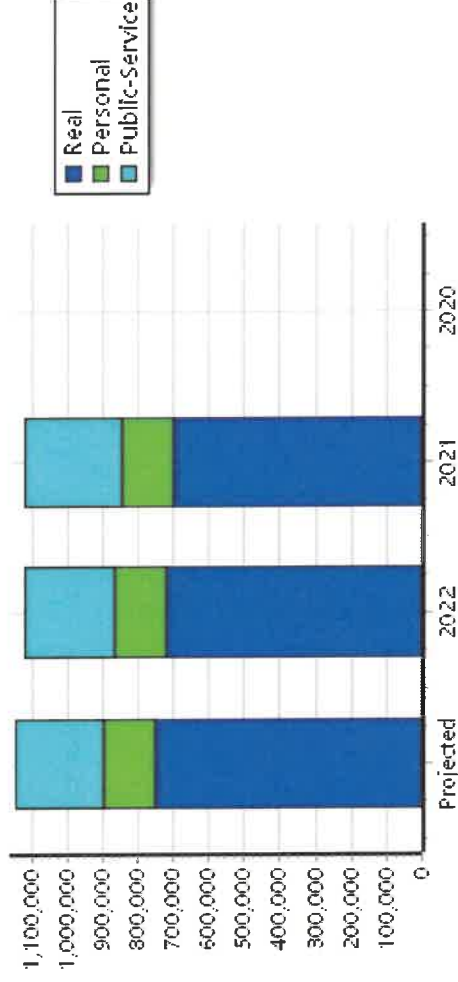
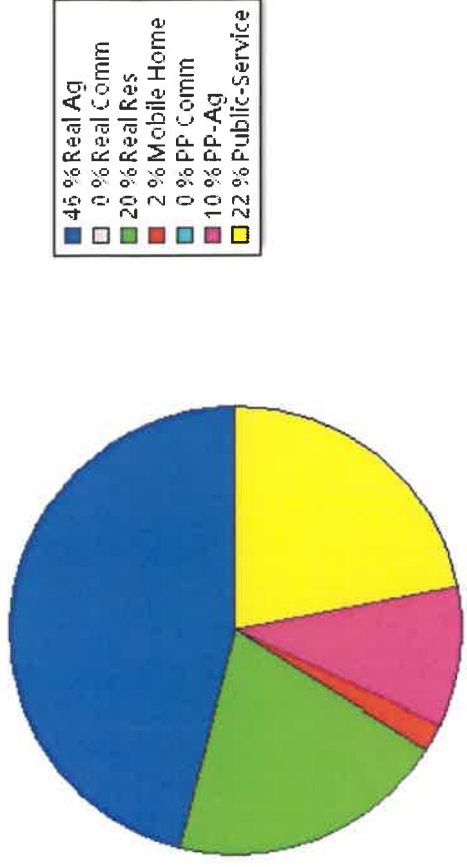
Personal	Count	Value
Agricultural	21	122,184
Commercial	3	1,441
Mobile Home	2	20,154
Total Personal	26	143,779
Total Exempt	0	0

TIF Increment Value		
Net Assessed		143,779
Net Assessed Under Protest		

Public Service	Count	Value
Total PS Value	5	252,930
TIF Increment Value		
Net Assessed		252,930

District Totals		
Total Gross Value		1,179,953
Homestead Loss		26,463
Other Exemption Loss		8,630
TIF Increment Value		
Retained TIF Value		
Net Assessed Value		1,144,860

Net Assessed Under Protest
 * Public Service Proteests Values are not included on this report.



Real	Count	Value
Agricultural	69	430,689
Commercial	2	10,227
Residential	31	489,356
Total Real Value	102	930,272
Homestead	20	19,810
Veteran	1	13,601
Other	0	0
Total Exempt	21	33,411

TIF Increment Value

Net Assessed 896,861

Net Assessed Under Protest

Senior Freeze	0	0
Capped Parcels	42	208,616

Personal	Count	Value
Agricultural	18	94,480
Commercial	8	404,029
Mobile Home	2	13,548
Total Personal	28	512,057
Total Exempt	1	200

TIF Increment Value

Net Assessed 511,857

Net Assessed Under Protest

Public Service	Count	Value
Total PS Value	10	1,835,114

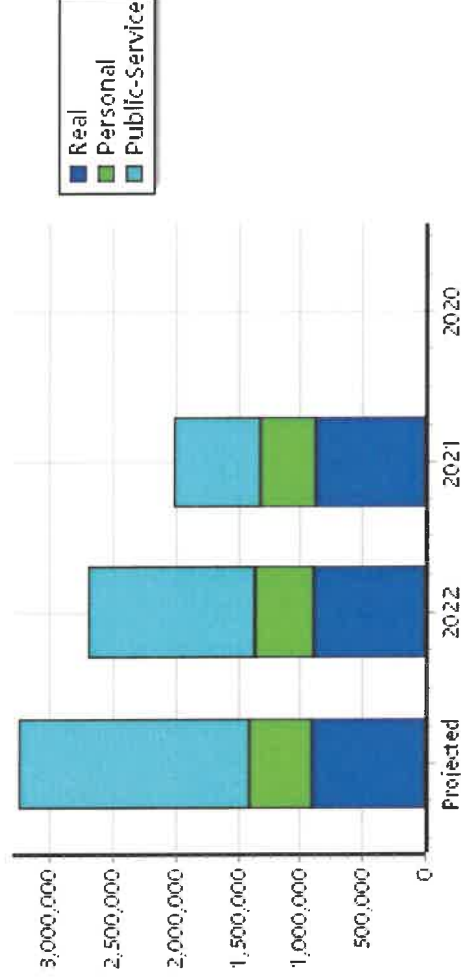
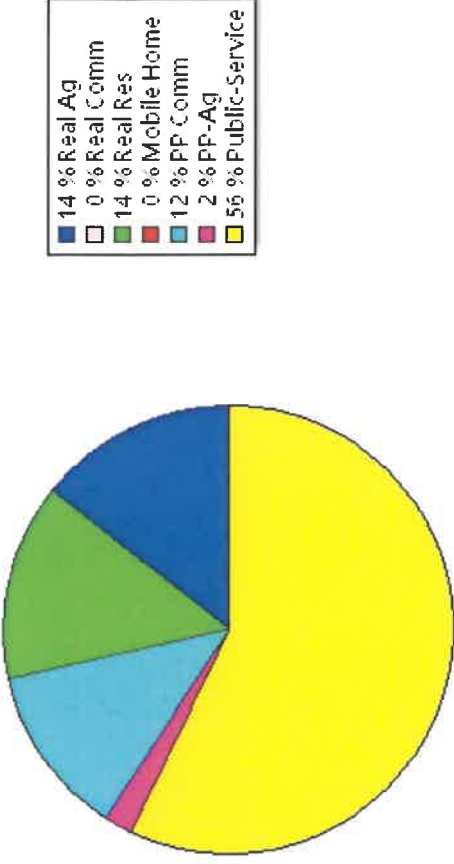
TIF Increment Value

Net Assessed 1,835,114

District Totals	
Total Gross Value	3,277,443
Homestead Loss	19,810
Other Exemption Loss	13,801
TIF Increment Value	
Retained TIF Value	
Net Assessed Value	3,243,832

Net Assessed Under Protest

* Public Service Proteests Values are not included on this report.



Real	Count	Value
Agricultural	1,899	8,127,672
Commercial	311	3,115,130
Residential	2,314	13,502,402
Total Real Value	4,524	24,745,204
Homestead	963	981,923
Veteran	22	226,449
Other	0	0
Total Exempt	1,013	1,208,372

TIF Increment Value		
Net Assessed		23,536,832
Net Assessed Under Protest		
Senior Freeze	58	89,759
Capped Parcels	1,068	4,332,875

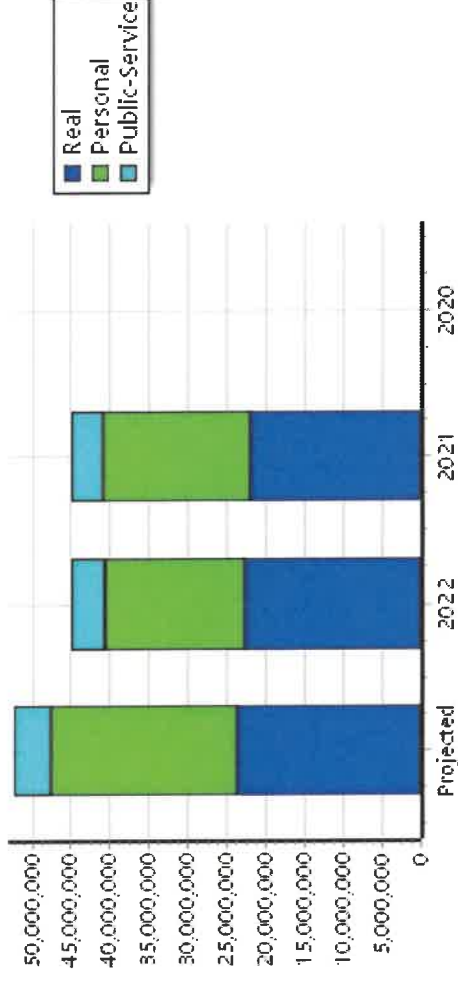

Personal	Count	Value
Agricultural	284	3,270,674
Commercial	222	20,488,770
Mobile Home	44	166,657
Total Personal	550	23,926,101
Total Exempt	20	47,358

TIF Increment Value		
Net Assessed		23,878,743
Net Assessed Under Protest		

Public Service	Count	Value
Total PS Value	44	4,862,161
TIF Increment Value		
Net Assessed		4,862,161

District Totals	Value
Total Gross Value	53,533,466
Homestead Loss	981,923
Other Exemption Loss	273,807
TIF Increment Value	
Retained TIF Value	
Net Assessed Value	52,277,736

Net Assessed Under Protest
 * Public Service Protections Values are not included on this report.



Real	Count	Value
Agricultural	209	934,786
Commercial	30	701,568
Residential	99	929,626
Total Real Value	338	2,565,980
Homestead	65	64,971
Veteran	1	5,760
Other	0	0
Total Exempt	66	70,731

TIF Increment Value

Net Assessed **2,495,249**

Net Assessed Under Protest

Senior Freeze	1	20,654
Capped Parcels	142	607,963

Personal	Count	Value
Agricultural	30	149,009
Commercial	51	11,736,098
Mobile Home	72	225,406
Total Personal	153	12,110,513
Total Exempt	9	880,172

TIF Increment Value

Net Assessed **11,230,341**

Net Assessed Under Protest

Public Service	Count	Value
Total PS Value	13	562,296

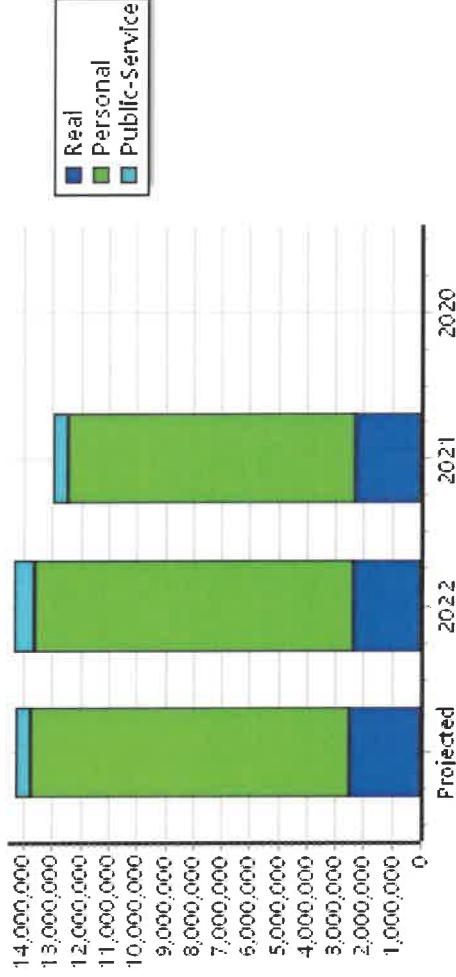
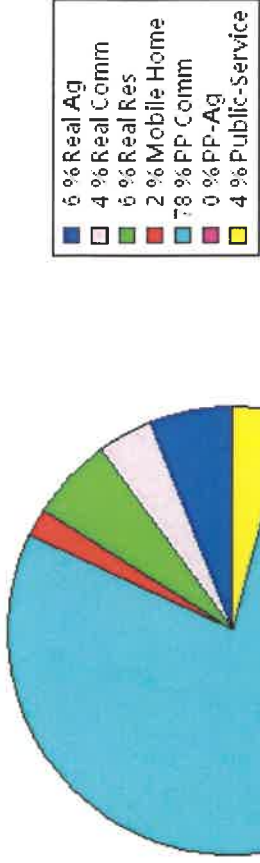
TIF Increment Value

Net Assessed **562,296**

District Totals	Value
Total Gross Value	15,238,789
Homestead Loss	64,971
Other Exemption Loss	885,932
TIF Increment Value	
Retained TIF Value	
Net Assessed Value	14,287,886

Net Assessed Under Protest

* Public Service Proteests Values are not included on this report.



Real	Count	Value
Agricultural	7	45,649
Commercial	0	0
Residential	0	0
Total Real Value	7	45,649
Homestead	0	0
Veteran	0	0
Other	0	0
Total Exempt	0	0

TIF Increment Value 45,649

Net Assessed 45,649

Net Assessed Under Protest

Senior Freeze 0 0

Capped Parcels 0 0

Personal	Count	Value
Agricultural	1	5,215
Commercial	0	0
Mobile Home	0	0
Total Personal	1	5,215
Total Exempt	0	0

TIF Increment Value 5,215

Net Assessed 5,215

Net Assessed Under Protest

Public Service

Count	Value
1	816

TIF Increment Value 816

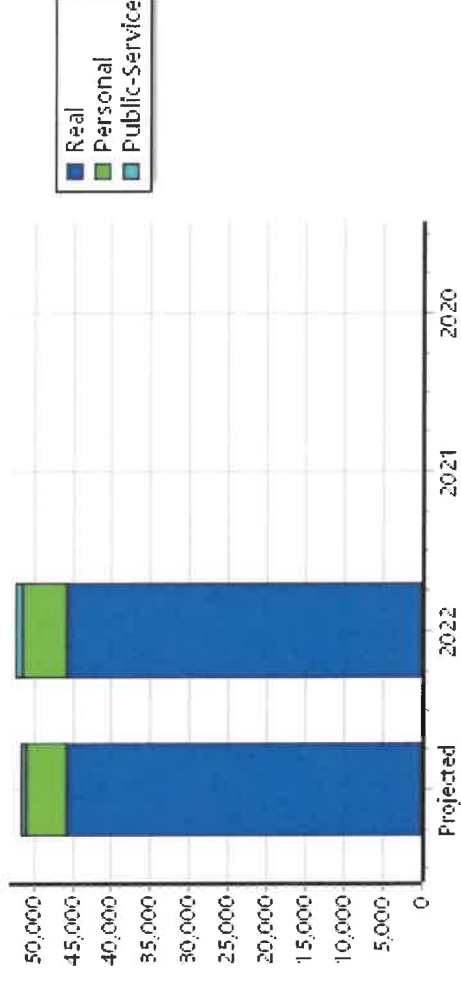

Net Assessed 816

District Totals

Total Gross Value	51,680
Homestead Loss	0
Other Exemption Loss	0
TIF Increment Value	
Retained TIF Value	
Net Assessed Value	51,680

Net Assessed Under Protest

* Public Service Protests Values are not included on this report.



Real	Count	Value
Agricultural	754	3,166,180
Commercial	1	296
Residential	97	741,149
Total Real Value	852	3,907,625
Homestead	81	80,302
Veteran	4	53,800
Other	0	0
Total Exempt	85	134,102

TIF Increment Value

Net Assessed 3,773,523

Net Assessed Under Protest

Senior Freeze	2	4,803
Capped Parcels	104	264,771

Personal	Count	Value
Agricultural	74	475,305
Commercial	18	3,406,506
Mobile Home	3	25,857
Total Personal	95	3,907,668
Total Exempt	4	800

TIF Increment Value

Net Assessed 3,906,868

Net Assessed Under Protest

Public Service	Count	Value
Total PS Value	15	2,587,171

TIF Increment Value

Net Assessed 2,587,171

District Totals	Value
Total Gross Value	10,402,464
Homestead Loss	80,302
Other Exemption Loss	54,600

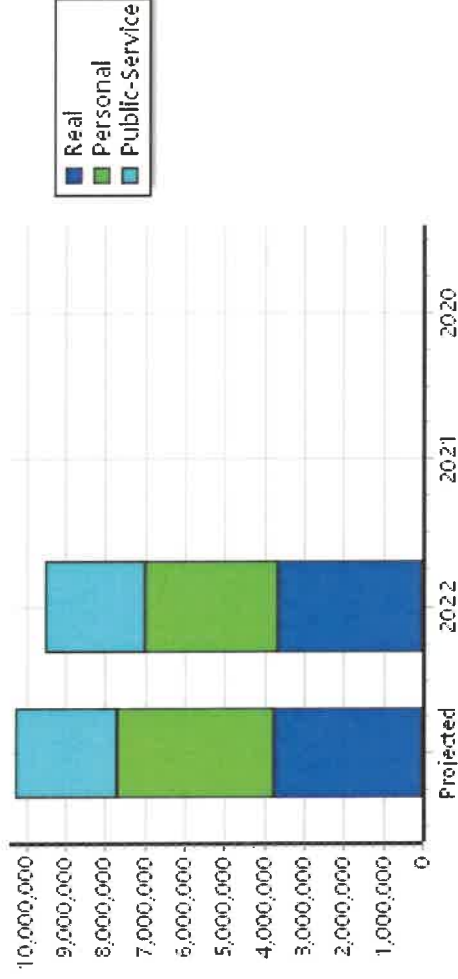
TIF Increment Value

Retained TIF Value

Net Assessed Value 10,267,562

Net Assessed Under Protest

* Public Service Protests Values are not included on this report.



Real	Count	Value
Agricultural	4,766	20,684,861
Commercial	569	5,714,948
Residential	5,034	28,571,746
Total Real Value	10,369	54,971,555
Homestead	2,122	2,156,458
Veteran	56	538,905
Other	0	0
Total Exempt	2,235	2,695,363

TIF Increment Value

Net Assessed 52,276,192

Net Assessed Under Protest

Senior Freeze	104	313,841
Capped Parcels	4,435	18,920,198

Personal	Count	Value
Agricultural	708	5,487,535
Commercial	582	113,131,763
Mobile Home	195	805,074
Total Personal	1,485	119,424,372
Total Exempt	65	938,589

TIF Increment Value

Net Assessed 118,485,783

Net Assessed Under Protest

Public Service	Count	Value
Total PS Value	169	23,003,039

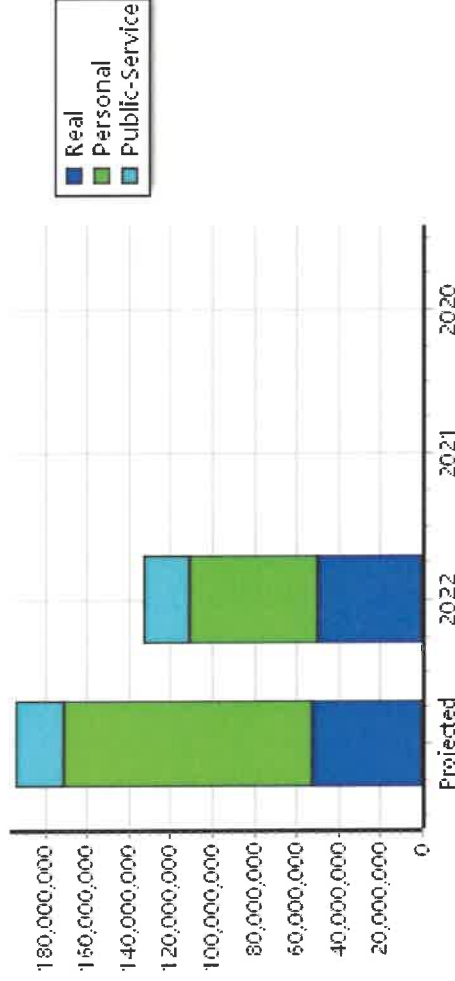
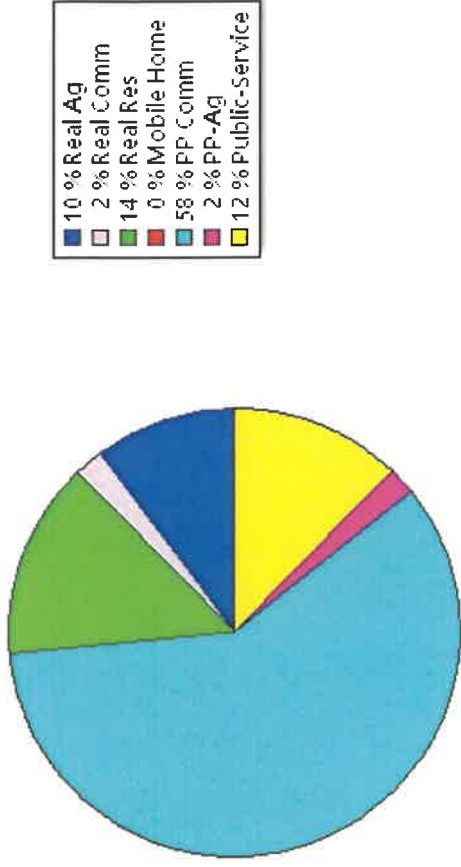
TIF Increment Value

Net Assessed 23,003,039

District Totals	Value
Total Gross Value	197,398,966
Homestead Loss	2,156,458
Other Exemption Loss	1,477,494
TIF Increment Value	
Retained TIF Value	
Net Assessed Value	193,765,014

Net Assessed Under Protest

* Public Service Proteasts Values are not included on this report.



2023 CUSTER COUNTY ASSESSOR'S OFFICE REPORT TO THE EXCISE BOARD

07/27/2023

City/Village									
DISTRICT	DESCRIPTION	PERSONAL PROPERTY	REAL PROPERTY	PUBLIC SERVICE	TOTAL VALUATION	HOMESTEAD EXEMPTIONS	OTHER EXEMPTIONS	NET VALUATION	NET VALUATION
T01	Arapaho City	62,091	1,826,438	222,146	2,110,675	147,250	40,869	1,922,556	1,922,556
T02	ButlerCity I-5	101,127	705,469	116,307	922,903	60,342	5,322	857,239	857,239
T03	Custer City	372,284	1,106,767	155,957	1,635,008	82,693	19,067	1,533,248	1,533,248
T04	Thomas City I-7	555,072	5,054,665	767,866	6,377,603	287,945	32,769	6,056,889	6,056,889
T05	Clinton City I-99	10,815,486	40,484,046	4,260,704	55,560,236	1,406,027	248,529	53,905,680	53,905,680
T06	WeaCity I-26	11,017,382	80,479,729	3,830,741	95,327,852	1,494,248	442,260	93,391,344	93,391,344
CITY/VILLAGE TOTAL VALUATION		22,923,442	129,657,114	9,353,721	161,934,277	3,478,505	788,816	157,666,956	157,666,956

County									
DISTRICT	DESCRIPTION	PERSONAL PROPERTY	REAL PROPERTY	PUBLIC SERVICE	TOTAL VALUATION	HOMESTEAD EXEMPTIONS	OTHER EXEMPTIONS	NET VALUATION	NET VALUATION
C001	Custer County General	108,135,557	184,448,529	113,067,906	405,651,992	4,807,958	1,218,593	399,625,441	399,625,441
COUNTY TOTAL VALUATION		108,135,557	184,448,529	113,067,906	405,651,992	4,807,958	1,218,593	399,625,441	399,625,441

Other									
DISTRICT	DESCRIPTION	PERSONAL PROPERTY	REAL PROPERTY	PUBLIC SERVICE	TOTAL VALUATION	HOMESTEAD EXEMPTIONS	OTHER EXEMPTIONS	NET VALUATION	NET VALUATION
E01	EMS	24,561,390	16,748,803	73,944,308	115,254,501	577,631	118,902	114,557,968	114,557,968
E02	EMS	8,896,922	6,161,925	442,321	15,501,168	183,218	114,152	15,203,798	15,203,798
E03	EMS	1,927,530	926,245	846,083	3,699,858	28,000	0	3,671,858	3,671,858
OTHER TOTAL VALUATION		35,385,842	23,836,973	75,232,712	134,455,527	788,849	233,054	133,433,624	133,433,624

School									
DISTRICT	DESCRIPTION	PERSONAL PROPERTY	REAL PROPERTY	PUBLIC SERVICE	TOTAL VALUATION	HOMESTEAD EXEMPTIONS	OTHER EXEMPTIONS	NET VALUATION	NET VALUATION
I-26 Wea	Rural Wea I-26	28,883,403	104,018,567	19,331,573	152,233,543	2,059,748	575,885	149,597,910	149,597,910
I-46 But	Rural But I-46	0	0	0	0	0	0	0	0
I-5 Arap	Rural Ara I-5	7,506,721	6,612,419	5,821,197	19,940,337	276,084	46,270	19,617,983	19,617,983
I-7 TFC	Rural TFC I-7	24,561,390	16,748,803	73,944,308	115,254,501	577,631	118,902	114,557,968	114,557,968
I-99 Cli	Rural Cli I-99	18,588,589	47,164,829	10,381,252	76,134,670	1,605,777	356,470	74,172,423	74,172,423
Jl-1 Cad	Jl-1 Caddo	38,823	28,422	19,408	86,653	1,000	0	85,653	85,653
Jl-11 Wa	Jl-11 Washita	1,951,046	1,415,053	416,713	3,782,812	37,500	6,914	3,738,398	3,738,398

2023 CUSTER COUNTY ASSESSOR'S OFFICE REPORT TO THE EXCISE BOARD

	1,927,530	926,245	846,083	3,699,858	28,000	0	3,671,858
Jl-3 Rog	Jl-3 RogerMills						
Jl-6 Bec	Jl-6 Beckham	87,934	10,108	27,332	125,374	2,000	123,374
Jl-66Rog	Jl-66RogerMills	15,693,199	1,362,158	1,837,719	18,893,076	37,000	18,856,076
Rural Bu	Rural But I-5	8,896,922	6,161,925	442,321	15,501,168	183,218	15,203,798
SCHOOL TOTAL VALUATION		108,135,557	184,448,529	113,067,906	405,651,992	4,807,958	399,625,441

Vo-Tech								
DISTRICT	DESCRIPTION	PERSONAL PROPERTY	REAL PROPERTY	PUBLIC SERVICE	TOTAL VALUATION	HOMESTEAD EXEMPTIONS	OTHER EXEMPTIONS	NET VALUATION
V-10	CADDO KIOWA TECH CNTR	38,823	28,422	19,408	86,653	1,000	0	85,653
V-12	WESTERN TECH CENTER	81,607,814	166,745,059	38,258,107	286,610,980	4,201,327	1,099,691	281,309,962
VO-TECH TOTAL VALUATION		81,646,637	166,773,481	38,277,515	286,697,633	4,202,327	1,099,691	281,395,615

I, Brad Rennels, Assessor of Custer County Oklahoma, do hereby certify that the foregoing is a true and correct statement of valuations for Real Estate, Personal Property, Public Service and Homestead Exemptions as certified by the State Board of Equalization and shown by the records in the County Assessor's office. Subscribed by my name and affixed the seal of the County Assessors office on this day of 07/27/2023.

State of Oklahoma)
 Custer County) SS
 Brad Rennels
 County Assessor
 Custer County

7-28-23
Date

I, County Clerk of Custer County Oklahoma, do hereby certify that the above is a true, correct and complete list of the valuations of Custer County Oklahoma as certified by the Custer County Assessor's office.



County Clerk
Custer County

7-28-23
Date

Excise Board: Melina Brach
Harold Kleason



JOE D. HALL G.C.
ELK CITY, OKLAHOMA

PH. I & DEMO FINAL
Floor Plan Jr. High
3/8/2023

PH. I & DEMO FINAL
Floor Plan Jr. High
3/22/2023

PH. I & DEMO FINAL
Floor Plan Jr. High
6/8/2023

PH. I & DEMO FINAL
Floor Plan Jr. High
8/3/2023

Construction Budget Summary		SF	# Classes	Total Const.	\$/SF
Nance-Lower Elementary (PK, K, 1st)	NANCE	14,610	12		
Southwest Upper Elemen. (2, 3, 4, 5th)	SW	22,227	16		
	TOTAL	36,837	28	\$10,770,201	\$322
NEW Junior High (6, 7, 8th)		68,997	34	\$24,071,748	\$349
Total		105,834	90	\$34,841,949	\$329
				(Inc. 8% cont. Jr. High)	

*\$/SF Includes Demo / Utilities

SF	# Classes	Total Const.	\$/SF
14,610	12		
22,227	16		
36,837	28	\$10,770,201	\$322
68,997	34	\$23,503,469	\$341
105,834	90	\$34,273,670	\$324
		(Inc. 8% cont. Jr. High)	

*\$/SF Includes Demo / Utilities Package

SF	# Classes	Total Const.	\$/SF
14,610	12		
22,227	16		
36,837	28	\$10,770,201	\$322
66,898	33	\$23,298,059	\$348
103,735	89	\$34,068,260	\$328
		(Inc. 8% cont. Jr. High)	

*\$/SF Includes Demo / Utilities Package

SF	# Classes	Total Const.	\$/SF
14,610	12		
22,227	16		
36,837	28	\$10,770,201	\$322
66,898	33	\$24,544,184	\$367
103,735	89	\$35,314,385	\$340
		(Inc. 8% cont. Jr. High)	

Allowance Summary		SF	Total Const.	\$/SF
Demolition				
NANCE - Demolish Classrooms	DEMO/UTILITIES EAR1		\$1,096,839	
JR. HIGH - Parking Lot		45,000	\$360,000	
	UTITLITES/CIVIL ALLOWANCE		*Included in Construction Budget	
			\$1,456,839	

UTITLITES/CIVIL ALLOWANCE *Included in Construction Budget
\$1,456,839

UTITLITES/CIVIL ALLOWANCE *Included in Construction Budget
\$1,606,089

UTITLITES/CIVIL ALLOWANCE *Included in Construction Budget
\$1,776,064

Project Budget Summary		Total
Construction Costs		\$36,298,788
Inflation / Overall Project Contingency (2.5% of est. const.)		\$0
A&E/Testing/Survey/Reimb/Etc. (8% of est. const.)		\$2,903,903
Data/Telecom/Security (owner provided above/verify)		\$250,000
FF&E (owner provide/verify)		\$450,000
Landscaping / Sod / Irrigation		\$45,000
Owner's related fees (TBD by owner)		\$50,000
		\$39,997,691

Project Budget Summary		Total
Construction Costs		\$35,730,509
Inflation / Overall Project Contingency (2.5% of est. const.)		\$0
A&E/Testing/Survey/Reimb/Etc. (8% of est. const.)		\$2,858,441
Data/Telecom/Security (owner provided above/verify)		\$250,000
FF&E (owner provide/verify)		\$450,000
Landscaping / Sod / Irrigation		\$45,000
Owner's related fees (TBD by owner)		\$50,000
		\$39,383,950

Project Budget Summary		Total
Construction Costs		\$35,674,349
Inflation / Overall Project Contingency (2.5% of est. const.)		\$0
A&E/Testing/Survey/Reimb/Etc. (8% of est. const.)		\$2,853,948
Data/Telecom/Security (owner provided above/verify)		\$250,000
FF&E (owner provide/verify)		\$450,000
Landscaping / Sod / Irrigation		\$45,000
Owner's related fees (TBD by owner)		\$50,000
		\$39,323,297

Project Budget Summary		Total
Construction Costs		\$37,090,449
Inflation / Overall Project Contingency (2.5% of est. const.)		\$0
A&E/Testing/Survey/Reimb/Etc. (8% of est. const.)		\$2,967,236
Data/Telecom/Security (owner provided above/verify)		\$250,000
FF&E (owner provide/verify)		\$450,000
Landscaping / Sod / Irrigation		\$45,000
Owner's related fees (TBD by owner)		\$50,000
		\$40,852,685

- Notes:
- 1 Not a Bid
 - 2 No Telephone/Data/Security/Furniture/Fixtures/Equip-Conduit Furnished
 - 3 A/E Fees are not included in Construction Costs
 - 4 No Asbestos/Mold Abatement/Termite Abatement
 - 5 Material Testing cost are included in this estimate
 - 6 Excludes sod/landscape/irrigation/AV/scoreboards/smartboards/security
 - 7 Consider 3-5% inflation per year



JOE D. HALL G.C.
ELK CITY, OKLAHOMA

Clinton Public Schools
JR. HIGH CLASSROOM ADDITION

Structural Steel w/ PEMB GYM
SF: 66,898
SS SF 57,098
PEMB SF 9,800
Saferoom SF: 5,529
Saferoom %: 8%
Classrooms: 33

As of 8.3.23
Based on 95% Plans, 7.28.23

	Jr. High	%	\$/SF	
1	SELECTIVE SITE DEMO	\$15,000	0.06%	\$0.22
2	UTILITIES ALLOWANCE	\$318,750	1.30%	\$4.76
3	SITWORK	\$365,000	1.49%	\$5.46
4	CONCRETE	\$1,316,414	5.36%	\$19.68
5	MASONRY VENEER	\$876,750	3.57%	\$13.11
6	CMU MASONRY (GYM WALLS)	\$117,402	0.48%	\$1.75
7	SAFEROOM	\$387,030	1.58%	\$5.79
8	ROOFING	\$1,196,960	4.88%	\$17.89
9	NICHIHA/METAL PANEL (ALLOWANCE)	\$717,500	2.92%	\$10.73
10	STEEL	\$1,427,450	5.82%	\$21.34
11	STEEL ERECTION	\$796,517	3.25%	\$11.91
11a	PRE-ENGINEERED METAL BUILDING AND INSULATION	\$245,000	1.00%	\$3.66
11b	PRE-ENGINEERED METAL BUILDING ERECTION	\$147,000	0.60%	\$2.20
12	DRYWALL	\$1,181,560	4.81%	\$17.66
13	EIFS	\$0	0.00%	\$0.00
14	FIRE SUPPRESSION	\$234,143	0.95%	\$3.50
15	PLUMBING	\$1,137,266	4.63%	\$17.00
16	HVAC	\$2,475,226	10.08%	\$37.00
17	ELECTRIC	\$1,870,246	7.62%	\$27.96
18	FOOD SERVICE	\$150,000	0.61%	\$2.24
19	KITCHEN HOOD	\$75,000	0.31%	\$1.12
20	MILLWORK	\$251,875	1.03%	\$3.77
21	CANOPY/AWNINGS (ALLOWANCE)	\$132,500	0.54%	\$1.98
22	JOINT SEALANTS	\$35,000	0.14%	\$0.52
23	DOORS/FRAMES/HARDWARE	\$343,000	1.40%	\$5.13
24	ALUMINUM ENTRANCES, GLASS & GLAZING	\$508,000	2.07%	\$7.59
25	TRANSLUCENT WALL PANELS / KALLWALL	\$0	0.00%	\$0.00
26	BAND STORAGE / ACOUSTIC ALLOWANCE (BY OWNER)	\$0	0.00%	\$0.00
27	ACOUSTICAL PANELS (GYM ONLY)	\$38,000	0.15%	\$0.57
28	SCIENCE CASEWORK	\$162,550	0.66%	\$2.43
29	GYM EQUIPMENT	\$62,500	0.25%	\$0.93
30	GYM FLOORING	\$109,512	0.45%	\$1.64
31	GYM SEATING	\$50,000	0.20%	\$0.75
32	OVERHEAD/COILING COUNTER DOOR	\$37,950	0.15%	\$0.57
33	LOCKERS	\$0	0.00%	\$0.00
34	GENERAL TRADES	\$361,690	1.47%	\$5.41
35	FLOORING	\$327,544	1.33%	\$4.90
36	TERRAZZO	\$271,150	1.10%	\$4.05
37	CERAMIC BATHROOM TILE	\$127,840	0.52%	\$1.91
38	CERAMIC HALLWAY TILE (ALLOWANCE)	\$149,344	0.61%	\$2.23
39	PAINTING	\$334,490	1.36%	\$5.00
40	TOILET ACCESSORIES/PARTITIONS	\$35,840	0.15%	\$0.54
41	SIGNAGE / MISC. SPECIALTIES	\$30,104	0.12%	\$0.45
42	MARKERBOARDS	\$62,560	0.25%	\$0.94
43	BUDGET ITEMS / TIE-ON	\$35,000	0.14%	\$0.52
44	ACOUSTICAL DECK / METAL SOFFIT	\$82,575	0.34%	\$1.23
45	REIMBURSABLES & PLANS	\$7,500	0.03%	\$0.11
GENERAL REQUIREMENTS				
		\$1,354,700	5.52%	\$20.25
	BONDS/INSURANCE 3.5%	\$698,650	2.85%	\$10.44
	CONTINGENCY 8.0%	\$1,652,807	6.73%	\$24.71
	FEE 10.0%	\$2,231,289	9.09%	\$33.35
AMOUNT		\$24,544,184	100.00%	\$366.89

SF 66,898
\$/SF \$367

Notes:

- Not a Bid
- No Telephone/Data/Security/AV/Furniture/Fixtures/Equip-Conduit Furnished
- A/E Fees are not included in Construction Costs
- No Asbestos/Mold Abatement/Termite Abatement
- Material Testing cost are included in this estimate
- Excludes sod/landscaping/irrigation/audio-visual/scoreboards/smartboards/security
- Consider 3-5% inflation per year
- Does not include prevailing wages

Jr. High Notes / Consideration

- No specifications provided
- Assumes multiple lighting and HVAC suppliers. NO Sole Source Materials
- No food service plans / equipment schedule. Allowance Only
- Science Casework allowance only, no plans / specifications provided.
- Assumes no MEP service to science casework
- Excludes electrical service costs beyond meter, excludes transformers
- Band Storage / Acoustics by Owner
- PEMB at GYM, Liner Panels above CMU Wall
- Assumes acoustical decking in art, music, media, cafeteria, and fitness
- Assumes downspouts, no roof drains / internal storm drain piping
- Assumes storefront window system. No curtain wall.
- Gym seating allowance only. No specifications



JOE D. HALL G.C.
ELK CITY, OKLAHOMA

Clinton Public Schools
JR. HIGH CLASSROOM ADDITION

Structural Steel w/ PEMB GYM
SF: 66,898
SS SF 58,198
PEMB SF 8,700
Saferoom SF: 5,529
Saferoom %: 8%
Classrooms: 33

As of 6.8.23
Based on 35% Plans, 6.1.23

		Jr. High	%	\$/SF
1	SELECTIVE SITE DEMO	\$15,000	0.06%	\$0.22
2	UTILITIES ALLOWANCE	\$150,000	0.64%	\$2.24
3	SITework	\$365,000	1.57%	\$5.46
4	CONCRETE	\$1,279,164	5.49%	\$19.12
5	MASONRY VENEER	\$875,000	3.76%	\$13.08
6	CMU MASONRY (GYM WALLS)	\$117,402	0.50%	\$1.75
7	SAFEROOM	\$387,030	1.66%	\$5.79
8	ROOFING	\$1,188,960	5.10%	\$17.77
9	NICHIHA/METAL PANEL (ALLOWANCE)	\$717,500	3.08%	\$10.73
10	STEEL	\$1,454,950	6.24%	\$21.75
11	STEEL ERECTION	\$811,862	3.48%	\$12.14
11a	PRE-ENGINEERED METAL BUILDING AND INSULATION	\$217,500	0.93%	\$3.25
11b	PRE-ENGINEERED METAL BUILDING ERECTION	\$130,500	0.56%	\$1.95
12	DRYWALL	\$1,181,560	5.07%	\$17.66
13	EIFS	\$0	0.00%	\$0.00
14	FIRE SUPPRESSION	\$234,143	1.00%	\$3.50
15	PLUMBING	\$1,137,266	4.88%	\$17.00
16	HVAC	\$2,140,736	9.19%	\$32.00
17	ELECTRIC	\$1,672,450	7.18%	\$25.00
18	FOOD SERVICE	\$150,000	0.64%	\$2.24
19	MILLWORK	\$260,000	1.12%	\$3.89
20	CANOPY/AWNINGS (ALLOWANCE)	\$105,000	0.45%	\$1.57
21	JOINT SEALANTS	\$35,000	0.15%	\$0.52
22	DOORS/FRAMES/HARDWARE	\$392,000	1.68%	\$5.86
23	ALUMINUM ENTRANCES, GLASS & GLAZING	\$585,000	2.51%	\$8.74
24	TRANSLUCENT WALL PANELS / KALLWALL	\$0	0.00%	\$0.00
25	BAND STORAGE / ACOUSTIC ALLOWANCE (BY OWNER)	\$0	0.00%	\$0.00
26	ACOUSTICAL PANELS (GYM ONLY)	\$38,000	0.16%	\$0.57
27	SCIENCE CASEWORK	\$162,550	0.70%	\$2.43
28	GYM EQUIPMENT	\$48,985	0.21%	\$0.73
29	GYM FLOORING	\$109,512	0.47%	\$1.64
30	GYM SEATING	\$50,000	0.21%	\$0.75
31	OVERHEAD/COILING COUNTER DOOR	\$0	0.00%	\$0.00
32	LOCKERS	\$0	0.00%	\$0.00
33	GENERAL TRADES	\$390,252	1.68%	\$5.83
34	FLOORING	\$381,375	1.64%	\$5.70
35	CERAMIC BATHROOM TILE	\$127,840	0.55%	\$1.91
36	CERAMIC HALLWAY TILE (ALLOWANCE)	\$144,000	0.62%	\$2.15
37	PAINTING	\$334,490	1.44%	\$5.00
38	TOILET ACCESSORIES/PARTITIONS	\$35,840	0.15%	\$0.54
39	SIGNAGE / MISC. SPECIALTIES	\$30,104	0.13%	\$0.45
40	MARKERBOARDS	\$62,560	0.27%	\$0.94
41	BAND ROOM DEMO / CONNECTION	\$55,000	0.24%	\$0.82
42	BUDGET ITEMS / TIE-ON	\$35,000	0.15%	\$0.52
43	ACOUSTICAL DECK	\$51,200	0.22%	\$0.77
44	REIMBURSABLES & PLANS	\$7,500	0.03%	\$0.11
GENERAL REQUIREMENTS		\$1,280,750	5.50%	\$19.14
	BONDS/INSURANCE 3.5%	\$663,179	2.85%	\$9.91
	CONTINGENCY 8.0%	\$1,568,893	6.73%	\$23.45
	FEE 10.0%	\$2,118,005	9.09%	\$31.66
AMOUNT		\$23,298,059	100.00%	\$348.26

SF 66,898
\$/SF \$348

Notes:

- 1 Not a Bid
- 2 No Telephone/Data/Security/AV/Furniture/Fixtures/Equip-Conduit Furnished
- 3 A/E Fees are not included in Construction Costs
- 4 No Asbestos/Mold Abatement/Termite Abatement
- 5 Material Testing cost are included in this estimate
- 6 Excludes sod/landscaping/irrigation/audio-visual/scoreboards/smartboards/security
- 7 Consider 3-5% inflation per year
- 8 Does not include prevailing wages

Jr. High Notes / Consider

- 1 4'6" Tile in Hall
- 2 Approx. 20500\$
- 3 12' Tall CMU W
- 4 No Translucent
- 5 Warming Kitch
- 6 Band Storage /
- 7 PEMB at GYM,
- 8 Approx. 6400\$

Clinton Public Schools
JR. HIGH CLASSROOM ADDITION

	Budget 3.6.23			3.22.23 Update			Structural Steel w/ PEMB GYM			Metal Trusses w/ PEMB Gym			All PEMB			
	SF:	68,977		SF:	68,977		SF:	68,977		SF:	68,977		SF:	68,977		
	SS SF	68,977		SS SF	68,977		SS SF	60,277		SS SF	0		SS SF	5,529		
	PEMB SF	0		PEMB SF	0		PEMB SF	8,700		PEMB SF	8,700		PEMB SF	68,977		
	MT SF	0		MT SF	0		MT SF	0		MT SF	60,277		MT SF	0		
	Saferoom SF:	5,529		Saferoom SF:	5,529		Saferoom SF:	5,529		Saferoom SF:	5,529		Saferoom SF:	5,529		
	Saferoom %:	8%		Saferoom %:	8%		Saferoom %:	8%		Saferoom %:	8%		Saferoom %:	8%		
	# Classrooms:	34		# Classrooms:	34		# Classrooms:	34		# Classrooms:	34		# Classrooms:	34		
	As of 3.22.23															
	Based on Floor Plan 3.6.23															
		Jr. High	%	\$/SF	Jr. High	%	\$/SF	Jr. High	%	\$/SF	Jr. High	%	\$/SF	Jr. High	%	\$/SF
1	SELECTIVE SITE DEMO	\$15,000	0.06%	\$0.22	\$15,000	0.06%	\$0.22	\$15,000	0.06%	\$0.22	\$15,000	0.06%	\$0.22	\$15,000	0.07%	\$0.22
2	UTILITIES ALLOWANCE	\$150,000	0.62%	\$2.17	\$150,000	0.63%	\$2.17	\$150,000	0.64%	\$2.17	\$150,000	0.63%	\$2.17	\$150,000	0.68%	\$2.17
3	SITWORK	\$362,400	1.51%	\$5.25	\$362,400	1.52%	\$5.25	\$362,400	1.54%	\$5.25	\$362,400	1.53%	\$5.25	\$362,400	1.64%	\$5.25
4	CONCRETE	\$1,366,586	5.68%	\$19.81	\$1,366,586	5.73%	\$19.81	\$1,366,586	5.81%	\$19.81	\$1,366,586	5.78%	\$19.81	\$1,366,586	6.19%	\$19.81
5	MASONRY VENEER	\$1,298,080	5.39%	\$18.82	\$1,298,080	5.44%	\$18.82	\$1,298,080	5.52%	\$18.82	\$1,298,080	5.49%	\$18.82	\$1,298,080	5.88%	\$18.82
6	CMU MASONRY (GYM WALLS)	\$128,002	0.53%	\$1.86	\$128,002	0.54%	\$1.86	\$128,002	0.54%	\$1.86	\$128,002	0.54%	\$1.86	\$128,002	0.58%	\$1.86
7	SAFEROOM	\$387,030	1.61%	\$5.61	\$387,030	1.62%	\$5.61	\$387,030	1.65%	\$5.61	\$387,030	1.64%	\$5.61	\$387,030	1.75%	\$5.61
8	ROOFING	\$1,379,540	5.73%	\$20.00	\$1,379,540	5.78%	\$20.00	\$1,230,540	5.24%	\$17.84	\$1,225,540	5.18%	\$17.77	\$0	0.00%	\$0.00
9	NICHIHA/METAL PANEL (ALLOWANCE)	\$300,000	1.25%	\$4.35	\$450,000	1.89%	\$6.52	\$450,000	1.91%	\$6.52	\$450,000	1.90%	\$6.52	\$450,000	2.04%	\$6.52
10	STEEL	\$2,138,287	8.88%	\$31.00	\$1,724,425	7.22%	\$25.00	\$1,506,925	6.41%	\$21.85	\$632,909	2.67%	\$9.18	\$110,580	0.50%	\$1.60
11	STEEL ERECTION	\$962,229	4.00%	\$13.95	\$962,229	4.03%	\$13.95	\$840,864	3.58%	\$12.19	\$256,177	1.08%	\$3.71	\$44,232	0.20%	\$0.64
11a	PRE-ENGINEERED METAL BUILDING AND INSULATION	\$0	0.00%	\$0.00	\$0	0.00%	\$0.00	\$217,500	0.93%	\$3.15	\$217,500	0.92%	\$3.15	\$1,423,040	6.44%	\$20.63
11b	PRE-ENGINEERED METAL BUILDING ERECTION	\$0	0.00%	\$0.00	\$0	0.00%	\$0.00	\$130,500	0.56%	\$1.89	\$130,500	0.55%	\$1.89	\$1,034,655	4.69%	\$15.00
12	DRYWALL	\$1,379,540	5.73%	\$20.00	\$1,379,540	5.78%	\$20.00	\$1,223,140	5.20%	\$17.73	\$2,817,000	11.90%	\$40.84	\$1,379,540	6.25%	\$20.00
13	EIFS	\$0	0.00%	\$0.00	\$0	0.00%	\$0.00	\$0	0.00%	\$0.00	\$0	0.00%	\$0.00	\$0	0.00%	\$0.00
14	FIRE SUPPRESSION	\$224,175	0.93%	\$3.25	\$224,175	0.94%	\$3.25	\$224,175	0.95%	\$3.25	\$224,175	0.95%	\$3.25	\$224,175	1.02%	\$3.25
15	PLUMBING	\$1,172,609	4.87%	\$17.00	\$1,172,609	4.91%	\$17.00	\$1,172,609	4.99%	\$17.00	\$1,172,609	4.96%	\$17.00	\$1,172,609	5.31%	\$17.00
16	HVAC	\$2,069,310	8.60%	\$30.00	\$2,207,264	9.25%	\$32.00	\$2,207,264	9.39%	\$32.00	\$2,207,264	9.33%	\$32.00	\$2,207,264	10.00%	\$32.00
17	ELECTRIC	\$1,517,494	6.30%	\$22.00	\$1,517,494	6.36%	\$22.00	\$1,517,494	6.46%	\$22.00	\$1,517,494	6.41%	\$22.00	\$1,517,494	6.87%	\$22.00
18	FOOD SERVICE	\$150,000	0.62%	\$2.17	\$150,000	0.63%	\$2.17	\$150,000	0.64%	\$2.17	\$150,000	0.63%	\$2.17	\$150,000	0.68%	\$2.17
19	MILLWORK	\$360,000	1.50%	\$5.22	\$300,000	1.26%	\$4.35	\$300,000	1.28%	\$4.35	\$300,000	1.27%	\$4.35	\$300,000	1.36%	\$4.35
20	CANOPY/AWNINGS (ALLOWANCE)	\$50,000	0.21%	\$0.72	\$50,000	0.21%	\$0.72	\$50,000	0.21%	\$0.72	\$50,000	0.21%	\$0.72	\$50,000	0.23%	\$0.72
21	JOINT SEALANTS	\$35,000	0.15%	\$0.51	\$35,000	0.15%	\$0.51	\$35,000	0.15%	\$0.51	\$35,000	0.15%	\$0.51	\$35,000	0.16%	\$0.51
22	DOORS/FRAMES/HARDWARE	\$364,000	1.51%	\$5.28	\$364,000	1.53%	\$5.28	\$364,000	1.55%	\$5.28	\$364,000	1.54%	\$5.28	\$364,000	1.65%	\$5.28
23	ALUMINUM ENTRANCES, GLASS & GLAZING	\$500,000	2.08%	\$7.25	\$500,000	2.09%	\$7.25	\$500,000	2.13%	\$7.25	\$500,000	2.11%	\$7.25	\$500,000	2.26%	\$7.25
24	TRANSLUCENT WALL PANELS / KALLWALL	\$0	0.00%	\$0.00	\$0	0.00%	\$0.00	\$0	0.00%	\$0.00	\$0	0.00%	\$0.00	\$0	0.00%	\$0.00
25	BAND STORAGE / ACOUSTIC ALLOWANCE (BY OWNER)	\$0	0.00%	\$0.00	\$0	0.00%	\$0.00	\$0	0.00%	\$0.00	\$0	0.00%	\$0.00	\$0	0.00%	\$0.00
26	ACOUSTICAL PANELS (GYM ONLY)	\$38,000	0.16%	\$0.55	\$38,000	0.16%	\$0.55	\$38,000	0.16%	\$0.55	\$38,000	0.16%	\$0.55	\$38,000	0.17%	\$0.55
27	SCIENCE CASEWORK	\$162,550	0.68%	\$2.36	\$162,550	0.68%	\$2.36	\$162,550	0.69%	\$2.36	\$162,550	0.69%	\$2.36	\$162,550	0.74%	\$2.36
28	GYM EQUIPMENT	\$48,985	0.20%	\$0.71	\$48,985	0.21%	\$0.71	\$48,985	0.21%	\$0.71	\$48,985	0.21%	\$0.71	\$48,985	0.22%	\$0.71
29	GYM FLOORING	\$109,512	0.45%	\$1.59	\$109,512	0.46%	\$1.59	\$109,512	0.47%	\$1.59	\$109,512	0.46%	\$1.59	\$109,512	0.50%	\$1.59
30	GYM SEATING	\$50,000	0.21%	\$0.72	\$50,000	0.21%	\$0.72	\$50,000	0.21%	\$0.72	\$50,000	0.21%	\$0.72	\$50,000	0.23%	\$0.72
31	OVERHEAD/COILING COUNTER DOOR	\$0	0.00%	\$0.00	\$0	0.00%	\$0.00	\$0	0.00%	\$0.00	\$0	0.00%	\$0.00	\$0	0.00%	\$0.00
32	LOCKERS	\$0	0.00%	\$0.00	\$0	0.00%	\$0.00	\$0	0.00%	\$0.00	\$0	0.00%	\$0.00	\$0	0.00%	\$0.00
33	GENERAL TRADES	\$426,720	1.77%	\$6.19	\$396,720	1.66%	\$5.75	\$396,720	1.69%	\$5.75	\$396,720	1.68%	\$5.75	\$396,720	1.80%	\$5.75
34	FLOORING	\$391,500	1.63%	\$5.68	\$391,500	1.64%	\$5.68	\$391,500	1.67%	\$5.68	\$391,500	1.65%	\$5.68	\$391,500	1.77%	\$5.68
35	CERAMIC BATHROOM TILE	\$127,840	0.53%	\$1.85	\$127,840	0.54%	\$1.85	\$127,840	0.54%	\$1.85	\$127,840	0.54%	\$1.85	\$127,840	0.58%	\$1.85
36	CERAMIC HALLWAY TILE (ALLOWANCE)	\$100,000	0.42%	\$1.45	\$150,000	0.63%	\$2.17	\$150,000	0.64%	\$2.17	\$150,000	0.63%	\$2.17	\$150,000	0.68%	\$2.17
37	PAINTING	\$344,885	1.43%	\$5.00	\$344,885	1.44%	\$5.00	\$344,885	1.47%	\$5.00	\$344,885	1.46%	\$5.00	\$344,885	1.56%	\$5.00
38	TOILET ACCESSORIES/PARTITIONS	\$35,840	0.15%	\$0.52	\$35,840	0.15%	\$0.52	\$35,840	0.15%	\$0.52	\$35,840	0.15%	\$0.52	\$35,840	0.16%	\$0.52
39	SIGNAGE / MISC. SPECIALTIES	\$31,040	0.13%	\$0.45	\$31,040	0.13%	\$0.45	\$31,040	0.13%	\$0.45	\$31,040	0.13%	\$0.45	\$31,040	0.14%	\$0.45
40	MARKERBOARDS	\$62,560	0.26%	\$0.91	\$62,560	0.26%	\$0.91	\$62,560	0.27%	\$0.91	\$62,560	0.26%	\$0.91	\$62,560	0.28%	\$0.91
41	BUDGET ITEMS / TIE-ON	\$35,000	0.15%	\$0.51	\$35,000	0.15%	\$0.51	\$35,000	0.15%	\$0.51	\$35,000	0.15%	\$0.51	\$35,000	0.16%	\$0.51
42	REIMBURSABLES & PLANS	\$7,500	0.03%	\$0.11	\$7,500	0.03%	\$0.11	\$7,500	0.03%	\$0.11	\$7,500	0.03%	\$0.11	\$7,500	0.03%	\$0.11
	GENERAL REQUIREMENTS	\$1,295,998	5.38%	\$18.79	\$1,295,998	5.43%	\$18.79	\$1,295,998	5.51%	\$18.79	\$1,295,998	5.48%	\$18.79	\$1,295,998	5.87%	\$18.79
	BONDS/INSURANCE	\$685,202	2.85%	\$9.93	\$679,396	2.85%	\$9.85	\$669,026	2.85%	\$9.70	\$673,582	2.85%	\$9.77	\$628,517	2.85%	\$9.11
	CONTINGENCY	\$1,620,993	6.73%	\$23.50	\$1,607,256	6.73%	\$23.30	\$1,582,725	6.73%	\$22.95	\$1,593,502	6.73%	\$23.10	\$1,486,891	6.73%	\$21.56
	FEE	\$2,188,341	9.09%	\$31.73	\$2,169,796	9.09%	\$31.46	\$2,136,679	9.09%	\$30.98	\$2,151,228	9.09%	\$31.19	\$2,007,302	9.09%	\$29.10
	AMOUNT	\$24,071,748	100.00%	\$348.98	\$23,867,751	100.00%	\$346.02	\$23,503,469	100.00%	\$340.74	\$23,663,507	100.00%	\$343.06	\$22,080,326	100.00%	\$320.11

	Total \$	\$/SF
Structural Steel	\$23,867,751	\$346
Structural Steel w/ PEMB GYM	\$23,503,469	\$341
Metal Trusses w/ PEMB GYM	\$23,663,507	\$343
All PEMB Structure	\$22,080,326	\$320

SF 68,977
\$/SF \$349

- Variables to consider:
- 1 Sitework / Paving Size
 - 2 Utilities Unknown
 - 3 Mechanical Systems
 - 4 Exterior Finish - Masonry, Metal Panel, Nichiha, EIFS
 - 5 Structure - Structural Steel vs Metal Trusses
 - 6 PEMB Structure at Gym

PEMB Downside
*HVAC Units on Ground
*Sloped Metal Roof Throughout
*Limited Structural Flexibility

- Jr. High Notes / Consideration
- 1 5' Tile in Hallway, NO ARTWORK
 - 2 Approx. 11250SF OF Nichiha Panels
 - 3 No Translucent Wall Panels / Kallwall
 - 5 Warning Kitchen Only
 - 6 Band Storage / Acoustics By Owner
 - 7 Assumes no patterns in ceramic hallway tile
 - 8 PEMB at GYM, Liner Panels above CMU Wall



JOE D. HALL G.C.
ELK CITY, OKLAHOMA

Clinton Public Schools
JR. HIGH CLASSROOM ADDITION
Budget 3.6.23

SF: 68,977
Saferoom SF: 5,529
Saferoom %: 8%
Classrooms: 34

As of 3.8.23

Based on Floor Plan 3.2.23		Jr. High	%	\$/SF
1	SELECTIVE SITE DEMO	\$15,000	0.06%	\$0.22
2	UTILITIES ALLOWANCE	\$150,000	0.62%	\$2.17
3	SITWORK	\$362,400	1.51%	\$5.25
4	CONCRETE	\$1,366,586	5.68%	\$19.81
5	MASONRY VENEER	\$1,298,080	5.39%	\$18.82
6	CMU MASONRY (GYM WALLS)	\$128,002	0.53%	\$1.86
7	SAFEROOM	\$387,030	1.61%	\$5.61
8	ROOFING	\$1,379,540	5.73%	\$20.00
9	NICHIHA/METAL PANEL (ALLOWANCE)	\$300,000	1.25%	\$4.35
10	STEEL	\$2,138,287	8.88%	\$31.00
11	STEEL ERECTION	\$962,229	4.00%	\$13.95
12	DRYWALL	\$1,379,540	5.73%	\$20.00
13	EIFS	\$0	0.00%	\$0.00
14	FIRE SUPPRESSION	\$224,175	0.93%	\$3.25
15	PLUMBING	\$1,172,609	4.87%	\$17.00
16	HVAC	\$2,069,310	8.60%	\$30.00
17	ELECTRIC	\$1,517,494	6.30%	\$22.00
18	FOOD SERVICE	\$150,000	0.62%	\$2.17
19	MILLWORK	\$360,000	1.50%	\$5.22
20	CANOPY/AWNINGS (ALLOWANCE)	\$50,000	0.21%	\$0.72
21	JOINT SEALANTS	\$35,000	0.15%	\$0.51
22	DOORS/FRAMES/HARDWARE	\$364,000	1.51%	\$5.28
23	ALUMINUM ENTRANCES, GLASS & GLAZING	\$500,000	2.08%	\$7.25
24	TRANSLUCENT WALL PANELS / KALLWALL	\$0	0.00%	\$0.00
25	BAND STORAGE / ACOUSTIC ALLOWANCE (BY OWNER)	\$0	0.00%	\$0.00
26	ACOUSTICAL PANELS (GYM ONLY)	\$38,000	0.16%	\$0.55
27	SCIENCE CASEWORK	\$162,550	0.68%	\$2.36
28	GYM EQUIPMENT	\$48,985	0.20%	\$0.71
29	GYM FLOORING	\$109,512	0.45%	\$1.59
30	GYM SEATING	\$50,000	0.21%	\$0.72
31	OVERHEAD/COILING COUNTER DOOR	\$0	0.00%	\$0.00
32	LOCKERS	\$0	0.00%	\$0.00
33	GENERAL TRADES	\$426,720	1.77%	\$6.19
34	FLOORING	\$391,500	1.63%	\$5.68
35	CERAMIC BATHROOM TILE	\$127,840	0.53%	\$1.85
36	CERAMIC HALLWAY TILE (ALLOWANCE)	\$100,000	0.42%	\$1.45
37	PAINTING	\$344,885	1.43%	\$5.00
38	TOILET ACCESSORIES/PARTITIONS	\$35,840	0.15%	\$0.52
39	SIGNAGE / MISC. SPECIALTIES	\$31,040	0.13%	\$0.45
40	MARKERBOARDS	\$62,560	0.26%	\$0.91
41	BUDGET ITEMS / TIE-ON	\$35,000	0.15%	\$0.51
42	REIMBURSABLES & PLANS	\$7,500	0.03%	\$0.11
GENERAL REQUIREMENTS		\$1,295,998	5.38%	\$18.79
BONDS/INSURANCE 3.5%		\$685,202	2.85%	\$9.93
CONTINGENCY 8.0%		\$1,620,993	6.73%	\$23.50
FEE 10.0%		\$2,188,341	9.09%	\$31.73
AMOUNT		\$24,071,748	100.00%	\$348.98

SF 68,977
\$/SF \$349

Notes:

- 1 Not a Bid
- 2 No Telephone/Data/Security/AV/Furniture/Fixtures/Equip-Conduit Furnished
- 3 A/E Fees are not included in Construction Costs
- 4 No Asbestos/Mold Abatement/Termite Abatement
- 5 Material Testing cost are included in this estimate
- 6 Excludes sod/landscaping/irrigation/audio-visual/scoreboards/smartboards/security
- 7 Consider 3-5% inflation per year

Variables to consider:


- 1
- 2
- 3
- 4
- 5
- 6

Jr. High Notes / Consideration

- 1 4ft 6" Tile in Hallway, and Cafeteria
- 2 Approx. 7500SF OF Nichiha Panels
- 3 No Translucent Wall Panels / Kallwall
- 5 Warming Kitchen Only
- 6 Band Storage / Acoustics By Owner
- 7 Assumes no patterns in ceramic hallway tile

CLINTON HIGH SCHOOL

COMMITMENT TO EXCELLENCE



July 28th, 2023

Mr. Tyler Bridges,

I would like to recommend KeKe Lee for the position of counselor for Clinton High School for the 2023-2024 school year.

Respectfully,

Michelle Sorter

Michelle Sorter
Principal,
Clinton High School
michelle.sorter@clintonokschools.org
580-323-1230x5001

**TRANSPORTATION CONTRACT
FY 2023-2024**

The Western Technology Center will contract with the sending schools located in the district for transportation of pupils enrolled in secondary programs, to the: (Check One)

Burns Flat Campus

Sayre Campus

The branch designated above of the Western Technology Center contracts with Clinton
School District at the rate of:

Please check
type of vehicle
to be used

- \$3.00 per mile for School Buses
- \$2.00 per mile for Suburban/Van type vehicles
- Cars/small SUVs- IRS Business Mileage Rate in effect during the semester

Routes driven (check a.m., p.m., or both):

A.M. <u>X</u>	Number of Buses <u>2</u>	Number of Suburban's/Vans _____	Number of Cars/Small SUVs _____
P.M. <u>X</u>	Number of Buses <u>1</u>	Number of Suburban's/Vans _____	Number of Cars/Small SUVs _____

Contract will be divided into two payments. The first payment will be made in January 2023 for the first semester and the second payment will be made in June 2023 for the second semester. The rate is computed at:

$$\text{Number of loaded round trips} \times \text{number of miles} \times \text{number of days driven} \times \text{amount per mile} = \text{total}$$

Western Technology Center agrees to pay the driver for work performed at our site or the driver may enroll in a secondary program tuition-free, subject to availability. Substitute drivers will not be paid by Western Technology Center.

Western Technology Center

School Clinton

WTC Superintendent

Superintendent

WTC President
Board of Education

President
Board of Education

****School district must notify WTC Business Office if routes or vehicles change, or payments may not be correct****

**TRANSPORTATION CONTRACT
FY 2023-2024**

The Western Technology Center will contract with the sending schools located in the district for transportation of pupils enrolled in secondary programs, to the: (Check One)

Burns Flat Campus

Sayre Campus

The branch designated above of the Western Technology Center contracts with Clinton
School District at the rate of:

Please check
type of vehicle
to be used

- \$3.00 per mile for School Buses
- \$2.00 per mile for Suburban/Van type vehicles
- Cars/small SUVs- IRS Business Mileage Rate in effect during the semester

Routes driven (check a.m., p.m., or both):

A.M. <u>X</u>	Number of Buses <u>1</u>	Number of Suburban's/Vans _____	Number of Cars/Small SUVs _____
P.M. _____	Number of Buses _____	Number of Suburban's/Vans _____	Number of Cars/Small SUVs _____

Contract will be divided into two payments. The first payment will be made in January 2023 for the first semester and the second payment will be made in June 2023 for the second semester. The rate is computed at:

$$\text{Number of loaded round trips} \times \text{number of miles} \times \text{number of days driven} \times \text{amount per mile} = \text{total}$$

Western Technology Center agrees to pay the driver for work performed at our site or the driver may enroll in a secondary program tuition-free, subject to availability. Substitute drivers will not be paid by Western Technology Center.

Western Technology Center

School Clinton

WTC Superintendent

Superintendent

WTC President
Board of Education

President
Board of Education

****School district must notify WTC Business Office if routes or vehicles change, or payments may not be correct****



Clinton Public Schools
Activity Fund
Request for New Account

Date: 08-08-2023

Site: All Sites

Name of Account:
Dillon Whitten

Purpose:
D.A.R.E

Source of Income (FUNDRAISER)
Donations

Expenditures:
Book, Pencils, certificates, Date Supplies

Sponsor signature:
Dillon Whitten

Principal/Administrator signature:


Approval by Board of Education

Date:

Board of Education President Signature:

New Account Number:

New Account Name:

Schedule B - Meal Prices

\$2.28 (Min. Amount to Charge Adults/Contract for Breakfast)

\$4.70 (Min. Amount to Charge Adults/Contract for Lunch)

\$1.17 (Min. Amount to Charge Adults/Contract for Snack)

NOTE: The rates above are as follows: Breakfast is the free breakfast rate, Snack is the free Snack rate, Lunch is the free lunch rate plus the additional performance incentive and the commodity rate.

1.

Most Frequently Charged Price

	High School	Middle School	Elementary School
Student Breakfast	1.00	1.00	1.00
Student Lunch	2.50	2.50	2.50
Student Snack	1.00	1.00	1.00
<hr/>			
Adult Breakfast	2.50	2.50	2.50
Adult Lunch	5.00	5.00	5.00
Adult Snack	1.25	1.25	1.25
<hr/>			
Staff Breakfast	2.28	2.28	2.28
Staff Lunch	4.70	4.70	4.70
Staff Snack	1.17	1.17	1.17

NOTE: All the above fields require a numeric entry. If a particular field does not apply to you, enter a zero, and describe your exemption in the box in the last section of this page. If the schools in your district charge differently in any of the above groups, enter the most frequent charge (the charge associated with the most meals served). For example, if your district has 3 Elementary Schools with one serving 10,000 meals at \$2.10, one serving 8,000 meals at \$2.15 and the last serving 3,000 meals at \$2.15, the most frequently charged price is \$2.15 (serving a total of 11,000 meals).

2.

Reduced Price Student Charges For District

Breakfast:	0.30	<i>Not to Exceed 30¢</i>
Lunch:	0.40	<i>Not to Exceed 40¢</i>
Snack:	0.00	<i>Not to Exceed 15¢</i>

3.

Special Milk Program:

Note: Full Price Charges for District. Pricing Programs Only (Option 1 and Option 2) - does NOT refer to a la carte sale.

4.

Note: The SFA must offer an explanation in the box above for any of the following situations:

- If the meal charge for student lunches is less than the minimum charge required for compliance from the PLE tool, the SFA must explain how the district-wide paid lunch charge meets the weighted average.
 - If any student charge for any meal is \$0.00 the SFA must explain why they are exempt (Non-Pricing, not participating, etc).
 - If SFA is charging adults (including School Staff) less than the **minimum** calculation, then SFA must explain how the CNP fund is recovering the cost.
-

Asset Tag	Item	Comments
29111	Monitor	
26794	HP Switch	
29031	Aruba Switch	
SG67FLZQ5H	Aruba Switch	
SG67FLZQ30	Aruba Switch	
SG67FLZT06	Aruba Switch	
SG69FLZ3S0	Aruba Switch	
19927	HP Switch	
SG33DXV3KJ	HP Switch	
SG67FLZT01	Aruba Switch	
27579	iMac	
27578	iMac	
27585	iMac	
26662	iMac	
25604	iMac	
27580	iMac	
27586	iMac	
25601	iMac	
26663	iMac	
27577	iMac	
25247	iMac	
26666	iMac	
26665	iMac	
27574	iMac	
27583	iMac	
27581	iMac	
25605	iMac	
27582	iMac	
26667	iMac	
26664	iMac	
27584	iMac	
27575	iMac	
25249	iMac	
27573	iMac	
15661	HP printer	
24750	HP Switch	
SG69FLZ5F4	Aruba Switch	
SG67FLZQ3M	Aruba Switch	
SG1134B345	HP Switch	
21605	Polycom	
29109	Broke Unifi	
30408	Aruba Switch	

SG67FLZQ5X	Aruba Switch	
25913	broken chromebook	
27212	broken chromebook	
22377	broken chromebook	
30190	broken chromebook	
27276	broken chromebook	
26361	broken chromebook	
23601	broken chromebook	
22943	broken chromebook	
22363	broken chromebook	
LR03GCSW	broken chromebook	
P2033Z31	broken chromebook	
30210	broken chromebook	
LR03GFJL	broken chromebook	
27334	broken chromebook	
25465	broken chromebook	
26137	broken chromebook	
27933	broken chromebook	
29141	broken chromebook	
28587	broken chromebook	
P201CPA6	broken chromebook	
26278	broken chromebook	
26135	broken chromebook	
25458	broken chromebook	
26299	broken chromebook	
26264	broken chromebook	
23890	broken chromebook	
LR03GFZM	broken chromebook	
LrR04CAXM	broken chromebook	
LR03GG20	broken chromebook	
21841	broken document camera	
20152	Broken Sangoma	
35853	Ubiquiti Switch	RMA 08/03/23 wi
20274	Lenovo Laptop	
16963	HP Laptop	
16909	HP Laptop	

Qty 10
White folding cafeteria tables



Superintendent Evaluation Schedule

April

- Community Relations
- Personal Qualities

June

- Student Services
- Teaching, Learning, Assessment

August

- Finance
- Operations

October

- Staff Relations

December

- Board/Superintendent Relations
- District Goals