

CENTRAL COMMUNITY COLLEGE BOARD OF GOVERNORS MEETING
Thursday, May 21, 2026, 1:00 PM, Central Community College-Holdrege
Work Session begins at 11 a.m.

A G E N D A

Central Community College reserves the right to make changes to the agenda up to 48 hours prior to the scheduled meeting. A current copy of the agenda may be obtained in the College President's Office, 3134 W. Highway 34, Grand Island, Nebraska.

1. Call to Order
Information Item
2. Roll Call
Information Item
3. Introduction of Guests
Information Item
 - 3.a. Public Participation Announcement
Action Item
4. Request for Discussion of Consent Items
Information Item
5. Consent Items
Consent Agenda
 - 5.a. Agenda
Consent Item
 - 5.b. Minutes
Consent Item
 - 5.c. Claims
Consent Item
 - 5.d. Financial Report
Consent Item
 - 5.e. Purchases
Consent Item
 - 5.f. Personnel
Consent Item
 - 5.g. Nebraska Community College Insurance Trust
Consent Item
 - 5.h. Privacy Policy
Consent Item
6. Partnership/Ownership
Information Item
 - 6.a. Community and Workforce Education Report
Action Item
7. Public Participation
Action Item
8. Discussion of Consent/Action Items
Information Item
 - 8.a. Approval of CCPE Program Reviews
Action Item

- 8.b. Raider Fieldhouse Bids
Action Item
- 9. Reports
Information Item
 - 9.a. Student Success
Information Item
 - 9.b. Dr. Gotschall's Report
Information Item
 - 9.c. Enrollment Report
Information Item
 - 9.d. Grants Report
Information Item
 - 9.e. Purchasing Report
Information Item
- 10. Executive Session
Action Item
- 11. Adjournment
Action Item

CENTRAL COMMUNITY COLLEGE BOARD OF GOVERNORS MEETING

May 21, 2026, 1 p.m., Holdrege, Nebraska

AGENDA

Central Community College reserves the right to make changes to the agenda up to 48 hours prior to the scheduled meeting. A current copy of the agenda may be obtained in the office of the President, 3134 West Highway 34, Grand Island, Nebraska.

Agenda Item	Presenter	Time	Activity		
			Act	Disc	Info
1. Call to Order	Aerni	1:00			X
2. Roll Call	Aerni	1:01			X
3. Introduction of Guests a. Public Participation Announcement	Aerni	1:02			
4. Request for Discussion of Consent Items	Aerni	1:06			X
5. Consent Items: a. Agenda b. Minutes c. Claims d. Financial Report e. Purchases f. Personnel g. Community College Insurance Trust h. Privacy Policy	Aerni	1:07	X		
6. Partnership/Ownership: a. Community and Workforce Education Report	Christensen	1:10			X
7. Public Participation	Aerni	1:40	X		
8. Discussion of Consent/Action Items a. Approval of CCPE Program Reviews b. Raider Fieldhouse Bids	Walton Fuchser	1:45 2:00	X X		
9. Reports: a. Student Success Report b. Dr. Gotschall's Report c. Enrollment Report d. Grants Report e. Purchasing Report	Walton Gotschall Website Website Website	2:15			X
10. Executive Session	Aerni	2:45	X		
11. Adjournment	Aerni	3:15	X		

**CENTRAL COMMUNITY COLLEGE
Board of Governors' Meeting Minutes
April 16, 2026**

Public notice of the time and place of the Central Community College Board of Governors' meeting was given in advance to the board members, college administrators and the five daily newspapers within the 25-county area. The agenda was available to the public in the college president's office and on the CCC website, www.cccneb.edu. The college adheres to the Open Meetings Act, a copy of which is available in the college president's office.

The meeting was held in the Administration Office Board Room at Central Community College, 3134 W. Highway 34, Grand Island, Nebraska.

All supplemental documents from this meeting are available at:
<https://meeting.sparqdata.com/Public/Organization/CCC>.

Vice Chair Roger Davis called the April 16, 2026, meeting to order at 1 p.m., with eight board members present.

ROLL CALL

Aerni – absent	Lee – absent
Broekemier – absent	Pirnie – present
Buss – present	Skiles – present
Davis – present	Smith – present
Heiden – present	Werner – present
Keller – present	

INTRODUCTION OF GUESTS

Davis asked college representatives to introduce guests and staff members.

REVIEWING CLAIMS FOR NEXT MEETING

Diane Keller will review the claims prior to the May 21, 2026, board meeting in Holdrege.

REQUEST FOR DISCUSSION OF CONSENT ITEMS

Davis asked board members for items in the consent agenda they would like to move to discussion of consent/action items.

CONSENT ITEMS

Consent items included:

1. Agenda for April 16, 2026.
2. Minutes of the March 19, 2026, Board of Governors meeting.
3. Claims for the period from March 1 through March 31, 2026.
4. Financial reports as of March 31, 2026.

**CENTRAL COMMUNITY COLLEGE
Board of Governors' Meeting Minutes
April 16, 2026**

5. Purchases: None
6. Personnel: None
7. Security Services Contract: The college president recommends approval of Allied Universal to continue security services for the college.

MOVED BY HEIDEN, SECONDED BY SMITH to approve the claims, with the exception of payments to themselves, and also to approve the other consent items.

Aerni – absent	Lee – absent
Broekemier – absent	Pirnie – aye
Buss – aye	Skiles – aye
Davis – aye	Smith – aye
Heiden – aye	Werner – aye
Keller – aye	

UNANIMOUS “AYE” VOTE – MOTION CARRIED

PARNERSHIP/OWNERSHIP

Career and Technical Sciences Report

The report featured the following speakers:

- Matt McCann, truck driving program director. He spoke about how combining range driving with online learning has allowed the program to take in more drivers. It also gives the program flexibility because not all students need six weeks of training; for example, a farmer who drives farm equipment but has never gotten a CDL. Other students have never driven a truck and need the in-person and hands-on training. About 360 students have come through the program, most of them from CCC's 25-county area. During a typical academic year, about 60 students take the traditional course and 50 complete the online option.
- Jason Baker and Raven King, Hastings Campus co-lead advisors for SkillsUSA. They introduced students Wyatt Kreutzer and Hunter Trumble, who won gold in the Nebraska SkillsUSA state competition in the additive manufacturing category for a mini catapult they built.
- Landon Hunt, Columbus Campus co-lead advisor for SkillsUSA. He introduced the Columbus Campus students who won awards at the state SkillsUSA competition: Ashton Behmerwohld and Carson Kunze, gold in mechatronics, and Jessica Ortega, silver in welding sculpture. She was joined by Faith Wilson, a student at the Grand Island Campus, who won a bronze in welding sculpture.
- Dr. Nate Allen, dean of career and technical sciences. He said that students from the three CCC SkillsUSA chapters won 10 golds, five silvers and four bronzes in the state

CENTRAL COMMUNITY COLLEGE
Board of Governors' Meeting Minutes
April 16, 2026

competition. The gold medal winners qualified for the SkillsUSA national competition, which will be held in June in Atlanta.

- Hastings Campus President Dr. Chris Waddle. He announced that Whitney Williams, a member of Phi Theta Kappa's Beta Alpha Delta chapter, has been named a 2026 New Century Pathway Scholar by the Coca-Cola Foundation: She received the \$1,500 scholarship for getting the highest score in Nebraska in the Phi Theta Kappa fall scholarship competition. He also recognized Dr. Allen, who received the SkillsUSA traveling belt for the significant contributions he has made to the organization over the years and for now serving on the state board.

DISCUSSION OF CONSENT/ACTION ITEMS

Gosper Building Naming Rights

In recognition of their longstanding support of the college, the College President recommends naming the new Automotive Careers Training Center as the Gosper Building on the Hastings Campus.

MOVED BY SKILES, SECONDED BY HEIDEN to name the Automotive Careers Training Center as the Gosper Building.

Aerni – absent	Lee – absent
Broekemier – absent	Pirnie – aye
Buss – aye	Skiles – aye
Davis – aye	Smith – aye
Heiden – aye	Werner – aye
Keller – aye	

UNANIMOUS “AYE” VOTE – MOTION CARRIED

Faculty Negotiated Agreement

Joel King presented the negotiated agreement between the CCC Education Association and the CCC Board of Governors for the contract year 2026-27.

MOVED BY SKILES, SECONDED BY BUSS to approve the faculty negotiated agreement for the 2026.-27 contract year.

Aerni – absent	Lee – absent
Broekemier – absent	Pirnie – aye
Buss – aye	Skiles – aye
Davis – aye	Smith – aye
Heiden – aye	Werner – aye
Keller – aye	

**CENTRAL COMMUNITY COLLEGE
Board of Governors' Meeting Minutes
April 16, 2026**

UNANIMOUS "AYE" VOTE – MOTION CARRIED

Employee Wages and Benefits

Joel King presented the following wage and benefit recommendations for 2026-27:

- Full-time classified and contracted employees retained for the 2026-27 year will be eligible to receive a wage increase. An amount up to the equivalent of 3% of total wages will be set aside for compensation.
- Employees hired after April 1, 2026, or salaried employees who exceed the current maximum rate for their grade will not be eligible for an increase. Salaried employees who will exceed the maximum rate as a result of the increase will be adjusted to the maximum rate. Hourly employees who exceed their maximum rate for their grade will still be eligible for an increase of 1.5% of their current rate.
- Employees who are eligible to receive additional vacation days due to longevity will have the opportunity to get those additional days cashed out on the month after their anniversary month.
- Employees or their dependents who are eligible for free tuition have the ability, in lieu of the free tuition, to opt to have up to \$3,060 reduced from their housing charge.
- Health and dental insurance premiums are estimated to increase 7.25% over the next year. This equates to an increase of approximately \$830,000.
- Continuous part-time employees are eligible to receive vision insurance. This equates to a college expenditure of approximately \$960.
- All other benefits will remain in place without change.

MOVED BY SMITH, SECONDED BY BUSS to accept the wages and benefits for full-time salaried and classified staff for 2026-27.

Aerni – absent	Lee – absent
Broekemier – absent	Pirnie – aye
Buss – aye	Skiles – aye
Davis – aye	Smith – aye
Heiden – aye	Werner – aye
Keller – aye	

Construction Manager At Risk Contract

The College President recommends acceptance of the RFP from Sampson Construction for construction manager at risk for the dormitory project on the Grand Island Campus.

MOVED BY BUSS, SECONDED BY KELLER to accept Sampson Construction for construction manager at risk for the Grand Island Campus dormitory project.

Aerni – absent	Lee – absent
Broekemier – absent	Pirnie – aye
Buss – aye	Skiles – aye

CENTRAL COMMUNITY COLLEGE
Board of Governors' Meeting Minutes
April 16, 2026

Davis – aye
Heiden – aye
Keller – aye

Smith – aye
Werner – aye

UNANIMOUS “AYE” VOTE – MOTION CARRIED

REPORTS

Student Success Report

Given as part of the Partnership/Ownership presentation.

Dr. Gotschall's Report

Dr. Gotschall reported the following:

- Attended Higher Learning Commission meeting on presidential and trustee updates.
- Attended American Association for Community College's annual meeting where Business Administration instructor Venus King was recognized at a Dale Parnell Faculty Excellence awardee. Also participated in the Commission for Small and Rural Colleges meeting during this time.
- Met with Ireland Consulate regarding and brought back information on culinary student exchange program and shared with CCC faculty.
- Participated in a Postsecondary International Network (PIN) executive committee retreat at end of AACC meeting. I serve as treasurer and the CCC Foundation holds the checking and savings accounts.
- Continued with weekly meetings hosted by the Department of Labor regarding Lexington response. Had a successful meeting with a donor for over \$127,000 in financial support for our training efforts in Lexington.
- Held an open forum with all faculty and staff in Grand Island/Area Office.
- Welcomed attendees at the Kansas/Nebraska Information Technology conference that the college hosted in Grand Island. Dozens of college IT representatives met for professional development, networking and problem solving.
- Participated in a meeting with multiple representatives from the Susan Thompson Buffett Foundation regarding CCC initiatives and possible funding partnerships in future. They invited CCC to send a rep to an adult education conference in North Carolina based on that meeting with more work to follow.
- Attended the UNK investiture for Chancellor Schnoor and attended a Strategic Planning “Catalyst” meeting at the invitation of UNO Chancellor Li.
- Maintained regular updates with NCCA and college peers as state budgets and bills are finalized.
- Participated in the Scott Scholar Graduation event in Omaha with our over 20 student graduates, foundation and college peers.
- Traveled to Lexington and Hastings for meetings with some faculty and staff.

CENTRAL COMMUNITY COLLEGE
Board of Governors' Meeting Minutes
April 16, 2026

- Listened to the Court of Appeals session that was held on the Grand Island Campus that was open to the public and saw great involvement, including a Q&A afterward by our criminal justice students and the three judges.
- Participated in CCC's new success coaching training.
- Participated in an AACC federal update webinar, ACCT regional update meeting and HLC virtual meeting with presidents.

Reports from area vice presidents include:

- Phase 1 scholarships for 2026-27 closed on March 1. We received 1,163 completed applications, an increase of 86 applications from a year ago. They are currently in the review process. We offered 154 Transition Advantage scholarships totaling \$188,496 to students who are on target to complete 12 CCC early college credits by their high school graduation. We also offered 75 Committed to Your Success scholarships totaling \$38,500 to students nominated from the 25-county area high schools.
- The TRIO annual report was submitted in February. The results showed the program served 213 students and successfully achieved persistence and good academic standing objectives. On April 11, CCC hosted 80 college and high school TRIO students in Grand Island for a student leadership conference. The students listened to a TRIO alum as the keynote and then attended three sessions with topics including leading with purpose, the social change model of leadership, and finding your future self.
- Twelve students were inducted into the Phi Theta Kappa Chapter in Columbus, including four officers. PTK students from Columbus and Hastings attended Catalyst National Convention March 26-28 in Baltimore.
- CCC-Hastings Housing supported more than 60 students who registered to remain on campus during Spring Break. Resident Assistants facilitated a variety of programs, including rock painting, board games and pool tournaments, encouraging student engagement within the residence halls.
- Signing day has over 250 registrations, which is a large increase in preregistered numbers compared to last year. Faculty have completed their calls to prospective students, and we will have a more accurate number after registration closes on Friday.
- Beth Klitz, vice president of student success and enrollment management, will accompany representatives from the Susan Thompson Buffett Foundation and attend the Fourth Annual Belk Endowment Adult Learner Convening in North Carolina April 16-17. The program/agenda aligns similarly with one of CCC's Impactful Initiatives.
- The 2026 Nebraska Assessment of College Health Behaviors Survey (NACHB) was conducted in February-early March. The NACHB is a bi-annual survey designed to better understand student health behaviors, well-being and related experiences. The data collected through this assessment helps inform prevention education programming, campus policies, resource allocation and student support initiatives. Results directly guide our work in areas such as alcohol and other drug education, mental health promotion, and overall student well-being.

CENTRAL COMMUNITY COLLEGE
Board of Governors' Meeting Minutes
April 16, 2026

- College Central Network, our area-wide online job board, has already helped connect current students and CCC alumni with 426 job opportunities in 2026, representing a 27.2% increase from last year.
- Coordinated event planning with campus committees for NSRO and Signing Day. Signing day is going well, with registrations coming in nicely for each campus and Kearney. Efforts to make calls from program faculty started on March 16. Enrollment specialists will start calling Early College students in the upcoming weeks.
- Dr. Wanda Cloet, dental hygiene program director, represented Central Community College at the American Dental Education meeting in Montreal, Canada as a delegate for the allied program directors in March. She was also featured in an article by Schein Dental with her American Dental Hygienists' Association Educator of the Year Award.
- Shawna Stump has been elected chair of the 2026-27 Nominating Committee for the Nebraska Health Information Management Association (NHIMA). As chair, she will play a vital role in shaping NHIMA's strategic direction and supporting our mission to promote excellence in health information management across the state.
- A nursing pinning ceremony will be held in Grand Island (College Park) on May 1.
- Over 60 vendors met with nursing and health sciences students at the annual Job Fair last month.
- A total of 103 students were selected for admission into the nursing program: 23 students from Columbus and 40 students from Grand Island and Kearney. Students have until next week to accept their seat in the program. We will be able to fill any unaccepted seats at the Grand Island and Kearney locations. We accepted all applicants from Columbus.
- Nursing faculty meet on April 3 to discuss potential admission requirement changes as directed by SBON and other items. The meeting was held at the Kearney Center in the new classroom at UNK.
- The distance mechatronics course model was presented at the League for Innovations Conference in Indianapolis by Doug Pauley and Andrew Dunn on behalf CCC and the National Center for Next Generation Manufacturing.
- Provided quotes for leadership training to BonnaVilla Homes, Ryder Rosacker McCue & Huston, and Grand Island Streets Department.
- Coordinating mechatronics trainer coverage for four summer professional development workshops this summer. About 100 professional development registrations have been submitted, which is the largest sign-up that CCC has ever hosted for this event. (This is an increase in 37 enrollments since January.) Additionally, the iMec program includes building distance mechatronics equipment sets for summer professional development (20+ sets per workshop), fall Nebraska high school offerings (TBD), business, and industry professional development (10 sets per course), and business and adult education offerings (60 sets per course).
- On March 28, the Holdrege Center helped to host the annual childcare providers conference with UNL Extension, DHHS, Nebraska Family Food Service program and several local/regional early childhood organizations. Approximately 60 people attended.
- The Early College announcement for the summer professional development workshops went out to area schools last week, reaching over 260 high school contacts within our service area,

CENTRAL COMMUNITY COLLEGE
Board of Governors' Meeting Minutes
April 16, 2026

along with advertising through the state listservs. The training is arranged for educators and support staff who work directly with students in our community schools. We have 19 sessions scheduled, covering 14 disciplines as well as artificial intelligence training.

- Kickin' with the Raiders soccer campus was held in Lexington on April 11.
- The Holdrege Center hosted the Annual Career Fair on April 1 for high school freshmen. About 250 students from ESU 11 area attended.
- Workforce Education will offer the following training through June: 24-hour Hazwoper, RS Logix 500, DOT Hazmat, NEC review, forklift certification and confined space at CCC-Columbus; NEC review, VFD, mechanical systems, backflow recertification, electrical fundamentals, electro-pneumatics and motor controls at CCC-Grand Island; technical diagrams, mechanical systems, electrical fundamentals, electro-pneumatics and motor controls at CCC-Lexington; motor controls at Trenton Agri-Products in Trenton; two forklift certification classes at Cornhusker Public Power in Columbus; and three electrical fundamentals classes at KAAPA ethanol in Aurora.

The following reports were also submitted for board review:

- Enrollment Report
- Grants Report
- Purchasing Report

EXECUTIVE SESSION

Davis said there was no need for an executive session and requested a motion to adjourn.

ADJOURNMENT

MOVED BY HEIDEN, SECONDED BY BUSS to adjourn.

Aerni – absent	Lee – absent
Broekemier – absent	Pirnie – aye
Buss – aye	Skiles – aye
Davis – aye	Smith – aye
Heiden – aye	Werner – aye
Keller – aye	

UNANIMOUS “AYE” VOTE – MOTION CARRIED

Davis declared the meeting adjourned at 2:13 p.m.

CENTRAL COMMUNITY COLLEGE

CLAIMS

For the period of April 1, 2026 thru April 30, 2026

All Funds \$5,635,647.23

The College President recommends approval of the total claims.

DATE	CHECK NO	CHECK NAME	BOARD COMMENT	NET	CHECK AMOUNT	LOCAITON
04/02/26	0527242	ABC Mobile Storage	STORAGE CONTAINER	25,956.00	25,956.00	COLUMBUS
04/02/26	0527243	Aksarben Saw & Tool Inc	SAW BLADE	25.50	0.00	HASTINGS
04/02/26	0527244	Alldata, LLC	SOFTWARE	1,470.00	1,470.00	HASTINGS
04/02/26	0527245	Amazon.Com	MAINTENANCE SUPPLIES	238.82	3,142.47	GRAND ISLAND
04/02/26	0527245	Amazon.Com	PROGRAM SUPPLIES	119.57	3,142.47	HASTINGS
04/02/26	0527245	Amazon.Com	PROGRAM SUPPLIES	71.94	3,142.47	ADMIN SERVICES
04/02/26	0527245	Amazon.Com	LIBRARY BOOKS	348.15	3,142.47	HASTINGS
04/02/26	0527245	Amazon.Com	PROGRAM SUPPLIES	514.99	3,142.47	HASTINGS
04/02/26	0527245	Amazon.Com	BOOK	144.94	3,142.47	HASTINGS
04/02/26	0527245	Amazon.Com	PROGRAM SUPPLIES	806.96	3,142.47	COLUMBUS
04/02/26	0527245	Amazon.Com	PROGRAM SUPPLIES	91.91	3,142.47	HASTINGS
04/02/26	0527245	Amazon.Com	PROGRAM SUPPLIES	6.98	3,142.47	COLUMBUS
04/02/26	0527245	Amazon.Com	PROGRAM SUPPLIES	120.10	3,142.47	COLUMBUS
04/02/26	0527245	Amazon.Com	PROGRAM SUPPLIES	10.95	3,142.47	COLUMBUS
04/02/26	0527245	Amazon.Com	PROGRAM SUPPLIES	269.09	3,142.47	ELS COLUMBUS
04/02/26	0527245	Amazon.Com	PROGRAM SUPPLIES	19.99	3,142.47	COLUMBUS
04/02/26	0527245	Amazon.Com	ICE MAKER REPLACEMENT	43.99	3,142.47	HASTINGS
04/02/26	0527245	Amazon.Com	UTILITY CART	73.84	3,142.47	ELS GRAND ISLAND
04/02/26	0527245	Amazon.Com	WIRELESS KEY PAD & MOUSE	32.78	3,142.47	ADMIN SERVICES
04/02/26	0527245	Amazon.Com	BROWN PAPER BAGS	23.99	3,142.47	HASTINGS
04/02/26	0527245	Amazon.Com	PROGRAM SUPPLIES	30.94	3,142.47	ADMIN SERVICES
04/02/26	0527245	Amazon.Com	PROGRAM SUPPLIES	70.62	3,142.47	COLUMBUS
04/02/26	0527245	Amazon.Com	PROGRAM SUPPLIES	68.20	3,142.47	HASTINGS
04/02/26	0527245	Amazon.Com	PROGRAM SUPPLIES	21.94	3,142.47	GRAND ISLAND
04/02/26	0527245	Amazon.Com	PROGRAM SUPPLIES	11.78	3,142.47	ELS HASTINGS
04/02/26	0527246	American Dental Association	ASSOCIATION FEES	5,260.00	5,260.00	HASTINGS
04/02/26	0527247	Association for Dental Safety (ADS)	MEMBERSHIP RENEWAL	175.00	0.00	HASTINGS
04/02/26	0527248	Awards & Engraving	SUPPLIES	22.00	0.00	COLUMBUS
04/02/26	0527249	Awards Plus	NAME TAGS	140.75	0.00	KEARNEY
04/02/26	0527250	Chayten A. Baumann	STIPEND	120.00	0.00	ELS IV
04/02/26	0527251	Bergman Incentives Inc	SUPPLIES	1,649.66	1,649.66	HASTINGS
04/02/26	0527252	BFG Supply Co	PROGRAM SUPPLIES	3,924.30	3,924.30	COLUMBUS
04/02/26	0527253	Black Hills Energy	NATURAL GAS	6,948.14	7,690.02	COLUMBUS
04/02/26	0527253	Black Hills Energy	NATURAL GAS	586.70	7,690.02	KEARNEY
04/02/26	0527253	Black Hills Energy	NATURAL GAS	155.18	7,690.02	KEARNEY
04/02/26	0527254	Blue Cross Blue Shield of Nebr raska	HLTH/DENTAL INS PREM	903,085.76	903,085.76	ADMIN SERVICES
04/02/26	0527255	BSN Sports, LLC	PROGRAM SUPPLIES	1,691.22	3,178.94	COLUMBUS
04/02/26	0527255	BSN Sports, LLC	SUPPLIES	1,131.68	3,178.94	COLUMBUS
04/02/26	0527255	BSN Sports, LLC	SOFTBALL SUPPLIES	356.04	3,178.94	COLUMBUS
04/02/26	0527256	Cardionics Inc	PROGRAM SUPPLIES	535.00	0.01	HASTINGS
04/02/26	0527257	Carolina Biological Supply Co Inc	PROGRAM SUPPLIES	2,145.40	3,015.03	KEARNEY
04/02/26	0527257	Carolina Biological Supply Co Inc	PROGRAM SUPPLIES	869.63	3,015.03	COLUMBUS

DATE	CHECK NO	CHECK NAME	BOARD COMMENT	NET	CHECK AMOUNT	LOCAITON
04/02/26	0527258	CCC Foundation	PAYROLL DEDUCTION	4,452.70	4,452.70	AREA WIDE
04/02/26	0527259	Cerris Systems North Central, Inc.	REPAIRS	3,265.00	3,265.00	COLUMBUS
04/02/26	0527260	Cerris Systems North Central, Inc.	REPAIRS	6,948.33	6,948.33	COLUMBUS
04/02/26	0527261	Chad Combined Health Agencies	PAYROLL DEDUCTION	160.51	0.00	AREA WIDE
04/02/26	0527262	Columbus Area Chamber of Commerce	ADVERTISING	60.00	0.00	COLUMBUS
04/02/26	0527263	Christmas City Cafe, LLC	CATERING	941.00	0.01	ELS IV
04/02/26	0527264	City of Grand Island	UTILITIES	17,086.85	17,244.19	GRAND ISLAND
04/02/26	0527264	City of Grand Island	UTILITIES	157.34	17,244.19	GRAND ISLAND
04/02/26	0527265	Coca Cola Bottling Company	HOSPITALITY SUPPLIES	355.20	0.00	HASTINGS
04/02/26	0527266	Duane R. Collins	TRAVEL REIMBURSEMENT	102.23	0.00	COLUMBUS
04/02/26	0527267	Columbus Area United Way	PAYROLL CONTRIBUTIONS	237.51	0.00	AREA WIDE
04/02/26	0527268	Columbus Convention and Visitors Bureau	SPONSORSHIP	100.00	0.00	COLUMBUS
04/02/26	0527269	Columbus Student Accounts	SPRING 2026	240.00	1,228.00	COLUMBUS
04/02/26	0527269	Columbus Student Accounts	SPRING 2026	988.00	1,228.00	COLUMBUS
04/02/26	0527270	Connoisseur Media	RADIO ADS	680.00	0.01	COLUMBUS
04/02/26	0527271	Creek's Bend Family Farms	COMM ED	120.00	0.00	ELS IV
04/02/26	0527272	Rose Davis	COMMUNITY ED REFUND	75.00	0.00	AREA WIDE
04/02/26	0527273	Deepnet Security Limited	SAFE ID FOBS	12,000.00	12,000.00	ADMIN SERVICES
04/02/26	0527274	Department of Health and Human Services	ANNUAL RENEWAL	840.00	0.01	HASTINGS
04/02/26	0527275	Dutton Lainson Company	COUNTER TOPS	4,514.00	8,805.11	HASTINGS
04/02/26	0527275	Dutton Lainson Company	MAINTENANCE SUPPLIES	4,291.11	8,805.11	HASTINGS
04/02/26	0527276	Eakes Office Solutions	OFFICE CHAIR	834.96	0.01	HASTINGS
04/02/26	0527278	Electrical Contracting Solutions LLC	REPAIRS	540.00	0.01	COLUMBUS
04/02/26	0527279	Electronic Contracting Company	DISPLAY UPGRADES	104,647.98	113,464.49	GRAND ISLAND
04/02/26	0527279	Electronic Contracting Company	START UP DEPOSIT	8,816.51	113,464.49	COLUMBUS
04/02/26	0527280	FleetPride Inc	TRUK REPAIR/SUPPLIES	3,604.02	3,604.02	HASTINGS
04/02/26	0527281	Friesen Ford	AUTOBODY SUPPLIES	177.62	1,360.10	HASTINGS
04/02/26	0527281	Friesen Ford	AUTOBODY SUPPLIES	901.47	1,360.10	HASTINGS
04/02/26	0527281	Friesen Ford	AUTOMOTIVE TECH	169.39	1,360.10	HASTINGS
04/02/26	0527281	Friesen Ford	SUPPLIES AUTO	111.62	1,360.10	HASTINGS
04/02/26	0527282	Grand Island Area United Way	PAYROLL CONTRIBUTIONS	255.17	0.00	AREA WIDE
04/02/26	0527283	Grand Island Family Radio Legacy Communications LLC	RADIO ADS	396.00	0.00	ADMIN SERVICES
04/02/26	0527284	Cameron L. Griffiths	STIPEND	120.00	0.00	ELS IV
04/02/26	0527285	Harlan County Journal	ADVERTISING	45.50	0.00	ELS IV
04/02/26	0527286	Hastings Student Accounts	PRO SERVICES	82.66	0.00	HASTINGS
04/02/26	0527287	HD Supply, Inc.	JANITORIAL SUPPLIES	43.78	0.00	GRAND ISLAND
04/02/26	0527288	HD Supply, Inc.	JANITORIAL SUPPLIES	547.80	0.01	KEARNEY
04/02/26	0527289	Carlos D. Hernandez	STIPEND	170.68	0.00	ELS IV
04/02/26	0527290	City of Holdrege	ELECTRIC	422.84	0.00	KEARNEY
04/02/26	0527290	City of Holdrege	WATER/SEWER	42.33	0.00	KEARNEY

DATE	CHECK NO	CHECK NAME	BOARD COMMENT	NET	CHECK AMOUNT	LOCAITON
04/02/26	0527291	Kerri J. Hoppe	PROF SERVI	400.00	0.00	ELS COLUMBUS
04/02/26	0527292	HP Inc.	MONITOR	220.00	0.00	GRAND ISLAND
04/02/26	0527293	JJ Keller & Associates	SUBSCREIPTION RENEWAL	3,300.00	6,600.00	ADMIN SERVICES
04/02/26	0527293	JJ Keller & Associates	3 YR LICENSING	3,300.00	6,600.00	ADMIN SERVICES
04/02/26	0527295	Judy L. Knecht	STIPEND	166.47	0.00	ELS IV
04/02/26	0527296	Lincoln Electric Company	WELD SUPPLIES	2,753.70	2,753.70	GRAND ISLAND
04/02/26	0527297	Jenifer L Maloney	STIPEND	175.03	0.00	ELS IV
04/02/26	0527298	Jonas J. Marshall	TRAVEL REIMBURSEMENT	143.55	0.00	ELS GRAND ISLAND
04/02/26	0527300	Pauline A. Morse	TRAVEL REIMBURSEMENT	60.90	0.00	ADMIN SERVICES
04/02/26	0527301	Nest Space LLC	MEMBERSHIP	448.50	0.00	ADMIN SERVICES
04/02/26	0527302	No Comparison Cleaning Inc	CLEANING SERVICES	9,780.00	14,410.00	KEARNEY
04/02/26	0527302	No Comparison Cleaning Inc	CLEANING SERVICES	3,580.00	14,410.00	KEARNEY
04/02/26	0527302	No Comparison Cleaning Inc	CLEANING SERVICES	1,050.00	14,410.00	KEARNEY
04/02/26	0527303	Northwestern Energy	NATURAL GAS SERVICES	1,777.57	1,886.25	KEARNEY
04/02/26	0527303	Northwestern Energy	NATURAL GAS SERVICES	108.68	1,886.25	KEARNEY
04/02/26	0527304	Occupational Health Services	CONFIRMATORY TEST	50.00	0.00	COLUMBUS
04/02/26	0527305	Omaha World Herald	CLASSIFIED ADS	8,953.00	8,953.00	ADMIN SERVICES
04/02/26	0527306	One Source the Background Chec ck Company Inc	BACKGROUND CHECKS	879.00	0.01	ADMIN SERVICES
04/02/26	0527307	OPTK Networks	IT SERVICES	14,466.90	14,466.90	ADMIN SERVICES
04/02/26	0527308	Roxanne K. Powers	TRAVEL REIMBURSEMENT	298.70	0.00	HASTINGS
04/02/26	0527309	Presto X Company	PEST CONTROL	62.95	0.00	KEARNEY
04/02/26	0527310	Presto X Company	PEST CONTROL	744.70	0.01	HASTINGS
04/02/26	0527311	Presto X Company	PEST CONTROL	721.00	0.01	KEARNEY
04/02/26	0527312	Gabrielle D Prickett	TAVEL REIMBURSEMENT	84.83	0.00	HASTINGS
04/02/26	0527313	Protex Central Inc	SOFTWARE MANG FEE	5,760.00	9,022.50	GRAND ISLAND
04/02/26	0527313	Protex Central Inc	PROF SERV	2,520.00	9,022.50	KEARNEY
04/02/26	0527313	Protex Central Inc	LABOR/MATERIAL	742.50	9,022.50	HASTINGS
04/02/26	0527314	Pye-Barker Fire & Safety, LLC	ANNUAL INSPECTIONS	2,367.50	2,367.50	HASTINGS
04/02/26	0527315	Bonnie M. Ramaekers	COMMUNITY ED REFUND	75.00	0.00	AREA WIDE
04/02/26	0527316	Rasmussen Mechanical Service C Corp.	REPAIR/MAINTENANCE	9,979.00	9,979.00	HASTINGS
04/02/26	0527317	John W. Richard	REHEARSAL RECORDINGS	278.34	0.00	COLUMBUS
04/02/26	0527321	S & P Irrigation, LLC	FARMLAND SERVICES	10,530.40	10,530.40	HASTINGS
04/02/26	0527322	Julie A. Samson	PROF SERVICES	360.00	0.00	ELS IV
04/02/26	0527323	Alexandria M. Schreiner	PROFESSIONAL SERVICES	4,455.00	4,455.00	HASTINGS
04/02/26	0527325	Shirts Are Us, LLC	WSOFTBALL	432.00	0.00	COLUMBUS
04/02/26	0527326	Staples Advantage	SUPPLIES	57.97	0.00	COLUMBUS
04/02/26	0527326	Staples Advantage	SUPPLIES	33.64	0.00	ADMIN SERVICES
04/02/26	0527326	Staples Advantage	SUPPLIES	77.67	0.00	ELS GRAND ISLAND
04/02/26	0527327	Staples Advantage	SUPPLIES	90.19	0.00	GRAND ISLAND
04/02/26	0527328	Staples Advantage	SUPPLIES	24.14	0.00	GRAND ISLAND
04/02/26	0527329	Staples Advantage	SUPPLIES	17.66	0.00	ADMIN SERVICES
04/02/26	0527330	Staples Advantage	SUPPLIES	238.37	0.00	ADMIN SERVICES
04/02/26	0527331	Staples Advantage	SUPPLIES	23.39	0.00	ADMIN SERVICES
04/02/26	0527332	Staples Advantage	SUPPLIES	18.62	0.00	ADMIN SERVICES

DATE	CHECK NO	CHECK NAME	BOARD COMMENT	NET	CHECK AMOUNT	LOCAITON
04/02/26	0527333	Hugh D Stewart	TRAVEL REIMBURSEMENT	211.70	0.00	GRAND ISLAND
04/02/26	0527334	Kasandra J. Stoltz	TRAVEL REIMBURSEMENT	33.86	0.00	COLUMBUS
04/02/26	0527335	Sysco Lincoln	MISC FOOD/SUPPLIES	1,580.28	1,580.28	HASTINGS
04/02/26	0527336	Tandem Cyber, LLC	IT SERVICES	420.00	0.00	ADMIN SERVICES
04/02/26	0527338	Truescope	NEWS CLIPPING SERVICES	279.00	0.00	ADMIN SERVICES
04/02/26	0527339	U&I Sanitation Service LLC	LANDFILL	1,400.00	1,400.00	COLUMBUS
04/02/26	0527340	US Foods, Inc.	MISC. FOOD/SUPPLIES	128.51	0.00	HASTINGS
04/02/26	0527341	US Foods, Inc.	FOOD ITEMS/SUPPLIES	1,100.44	1,100.44	HASTINGS
04/02/26	0527342	US Foods, Inc.	FOOD ITEMS/SUPPLIES	226.95	0.00	HASTINGS
04/02/26	0527343	Wemhoff Consulting	PRO SERV	350.00	0.00	ELS COLUMBUS
04/02/26	0527344	Wemhoff Refrigeration Inc	KGARRETSON	41.60	0.00	COLUMBUS
04/02/26	0527345	Debra M. Wetzel	COMMUNITY ED REFUND	39.00	0.00	AREA WIDE
04/02/26	0527347	Winahead Spring 2019 Conferenc ce	REGISTRATION FEE	100.00	0.00	HASTINGS
04/02/26	0527348	Woodwards Disposal Service Inc	GARBAGE/CARDBOARD	2,167.50	2,167.50	HASTINGS
04/09/26	0527349	Allied Universal Security Serv vices	SECURITY SERVICE	94,651.58	94,651.58	ADMIN SERVICES
04/09/26	0527350	Amazon.Com	LIBRARY BOOKS	72.04	1,686.76	GRAND ISLAND
04/09/26	0527350	Amazon.Com	PROGRAM SUPPLIES	116.96	1,686.76	ELS COLUMBUS
04/09/26	0527350	Amazon.Com	PAPERBACK COVERS	25.89	1,686.76	COLUMBUS
04/09/26	0527350	Amazon.Com	PROGRAM SUPPLIES	188.81	1,686.76	COLUMBUS
04/09/26	0527350	Amazon.Com	EXAM GLOVES	108.28	1,686.76	ELS COLUMBUS
04/09/26	0527350	Amazon.Com	MAGNETS	20.86	1,686.76	COLUMBUS
04/09/26	0527350	Amazon.Com	PROGRAM SUPPLIES	107.05	1,686.76	ELS HASTINGS
04/09/26	0527350	Amazon.Com	HOLSTER	56.98	1,686.76	COLUMBUS
04/09/26	0527350	Amazon.Com	BALLOON COLUMN STAND	51.98	1,686.76	ADMIN SERVICES
04/09/26	0527350	Amazon.Com	PROGRAM SUPPLIES	53.44	1,686.76	COLUMBUS
04/09/26	0527350	Amazon.Com	AIR FILTER	258.49	1,686.76	ADMIN SERVICES
04/09/26	0527350	Amazon.Com	PROGRAM SUPPLIES	37.80	1,686.76	ELS IV
04/09/26	0527350	Amazon.Com	WIRELESS CLICKER	29.67	1,686.76	GRAND ISLAND
04/09/26	0527350	Amazon.Com	PROGRAM SUPPLIES	31.86	1,686.76	HASTINGS
04/09/26	0527350	Amazon.Com	DISPENSER SYSTEM	305.74	1,686.76	HASTINGS
04/09/26	0527350	Amazon.Com	SMALL ENGINE	39.98	1,686.76	HASTINGS
04/09/26	0527350	Amazon.Com	MAGNETIC HOLDERS	180.93	1,686.76	GRAND ISLAND
04/09/26	0527351	Artistic Innovations NE L L C	PRESENTER FEES	270.00	0.00	ELS GRAND ISLAND
04/09/26	0527352	Assessment Technologies Instit tute	REINSTATEMENT FEE	150.00	0.00	ADMIN SERVICES
04/09/26	0527353	B-D Construction Inc	CAFETERIA REMODEL	51,028.95	51,028.95	COLUMBUS
04/09/26	0527354	Barnes & Noble Education, Inc.	TEXTBOOKS	627.00	0.01	HASTINGS
04/09/26	0527358	Ernest Blanchard	TRAVEL REIMBURSEMENT	127.60	0.00	HASTINGS
04/09/26	0527361	Bosselman Energy Inc.	DIESEL	2,723.06	12,973.59	HASTINGS
04/09/26	0527361	Bosselman Energy Inc.	DIESEL	10,250.53	12,973.59	HASTINGS
04/09/26	0527362	Bottomline Technologies	CONSULT FEE	1,270.50	1,270.50	ADMIN SERVICES
04/09/26	0527363	Bound Tree Medical LLC	PROGRAM SUPPLIES	215.96	0.00	GRAND ISLAND
04/09/26	0527364	Brand Associates, Inc	PROMO ITEMS	6,832.00	6,832.00	ADMIN SERVICES
04/09/26	0527365	Taylor Erin Brase	REIMBURSEMENT	111.86	0.00	GRAND ISLAND

DATE	CHECK NO	CHECK NAME	BOARD COMMENT	NET	CHECK AMOUNT	LOCAITON
04/09/26	0527366	Sarah Brubacher	PRO SERVICES	280.00	0.00	ELS IV
04/09/26	0527367	C2 Group	SERVICE AGREEMENT	3,800.00	3,800.00	ADMIN SERVICES
04/09/26	0527368	Casey's Mail Service LLC	MAIL DELIVERY SERVICE	1,607.28	2,518.79	COLUMBUS
04/09/26	0527368	Casey's Mail Service LLC	POSTAGE	911.51	2,518.79	COLUMBUS
04/09/26	0527370	Central Nebraska Bobcat	REPAIRS	3,948.80	9,448.80	HASTINGS
04/09/26	0527370	Central Nebraska Bobcat	SKID STEER LEASE	5,500.00	9,448.80	GRAND ISLAND
04/09/26	0527371	Central Neb Water Cond Inc	SALT	119.40	0.00	GRAND ISLAND
04/09/26	0527372	Columbus Area Chamber of Comme	MEMBERSHIP	300.00	0.00	COLUMBUS
		erce				
04/09/26	0527374	Chartwells Dining Services	CATERING	75.09	12,097.59	ADMIN SERVICES
04/09/26	0527374	Chartwells Dining Services	CATERING	4,847.40	12,097.59	HASTINGS
04/09/26	0527374	Chartwells Dining Services	CATERING	5,845.25	12,097.59	ADMIN SERVICES
04/09/26	0527374	Chartwells Dining Services	CATERING	337.06	12,097.59	COLUMBUS
04/09/26	0527374	Chartwells Dining Services	CATERING	265.35	12,097.59	COLUMBUS
04/09/26	0527374	Chartwells Dining Services	CATERING	327.44	12,097.59	ADMIN SERVICES
04/09/26	0527374	Chartwells Dining Services	CATERING	400.00	12,097.59	ADMIN SERVICES
04/09/26	0527376	Cleary Building Corp	STEEL BUILDING	25,828.00	25,828.00	GRAND ISLAND
04/09/26	0527377	Cline Williams Wright Johnson and Oldfather LLP	LEGAL SERVICES	1,755.00	1,755.00	ADMIN SERVICES
04/09/26	0527378	Coca Cola Bottling Company	CONCESSIONS	520.00	0.01	ADMIN SERVICES
04/09/26	0527379	Colliers Landscape & Lawn Care	SNOW REMOVAL	150.00	0.00	KEARNEY
04/09/26	0527380	City of Columbus	WATER/SEWER	4,032.21	4,032.21	COLUMBUS
04/09/26	0527381	Columbus Telegram	CLASSIFIED ADS	887.24	1,490.36	ADMIN SERVICES
04/09/26	0527381	Columbus Telegram	ADVERTISING	487.12	1,490.36	ADMIN SERVICES
04/09/26	0527381	Columbus Telegram	PROMO ADS	116.00	1,490.36	COLUMBUS
04/09/26	0527382	Constellation NewEnergy Gas Di ivision	NATURAL GAS	10,997.81	10,997.81	COLUMBUS
04/09/26	0527383	Culligan	RENTAL FEES/BOTTLED WATER	321.61	0.01	HASTINGS
04/09/26	0527383	Culligan	WATER FILTERS	324.95	0.01	HASTINGS
04/09/26	0527384	Culligan of Columbus	SALT/BOTTLED WATER	701.75	0.01	COLUMBUS
04/09/26	0527385	Culligan of Kearney	SALT	51.00	0.00	KEARNEY
04/09/26	0527386	Betty M. Czarnek	PRESENTOR FEES	280.00	0.00	ELS GRAND ISLAND
04/09/26	0527387	Michael A. David	TRAVEL REIMBURSEMENT	75.40	0.00	GRAND ISLAND
04/09/26	0527389	Timber R. Dejager	TRAVEL REIMBURSEMENT	15.95	0.00	ELS COLUMBUS
04/09/26	0527390	David A. Devillier	TRAVEL REIMBURSEMENT	853.76	0.01	HASTINGS
04/09/26	0527391	Ryan D. Dubas	TRAVEL REIMBURSEMENT	286.38	0.00	ADMIN SERVICES
04/09/26	0527392	Susan Dudley	JWURDEMAN	141.38	0.00	COLUMBUS
04/09/26	0527394	E Bar N Farm, LLC	CHEESE	23.18	0.00	HASTINGS
04/09/26	0527395	Ebsco Subscription Services	RENEWAL	1,818.19	1,818.19	ADMIN SERVICES
04/09/26	0527396	Electronic Contracting Company	MULTI ACTION WALL EXTENTION	8,816.51	8,816.51	COLUMBUS
04/09/26	0527398	Sammy Fonseca I Fernandes	TRAVEL REIMBURSEMENT	365.00	0.00	GRAND ISLAND
04/09/26	0527401	Grainger	MAINTENANCE SUPPLIES	641.55	0.01	KEARNEY
04/09/26	0527402	Grand Island Independent	CLASSIFIED ADS	1,791.64	2,355.64	ADMIN SERVICES
04/09/26	0527402	Grand Island Independent	ADVERTISING	564.00	2,355.64	ADMIN SERVICES
04/09/26	0527404	Hastings Utilities	NATURAL GAS	10,448.38	16,317.07	HASTINGS
04/09/26	0527404	Hastings Utilities	WATER/SEWER	5,433.97	16,317.07	HASTINGS

DATE	CHECK NO	CHECK NAME	BOARD COMMENT	NET	CHECK AMOUNT	LOCAITON
04/09/26	0527404	Hastings Utilities	ELECTRIC	414.49	16,317.07	HASTINGS
04/09/26	0527404	Hastings Utilities	NATURAL GAS	20.23	16,317.07	HASTINGS
04/09/26	0527405	Healthstream	CLINICAL FEES	301.50	0.00	ADMIN SERVICES
04/09/26	0527406	Henry Schein Inc	REPAIR	1,773.98	1,773.98	HASTINGS
04/09/26	0527407	Scott D. Hlavac	TRAVEL REIMBURSEMENT	125.43	0.00	ELS COLUMBUS
04/09/26	0527408	Eric J. Hofpar	TRAVEL REIMBURSEMENT	56.55	0.00	ELS COLUMBUS
04/09/26	0527410	Kerri J. Hoppe	PRO SERVICES	240.00	0.00	ELS COLUMBUS
04/09/26	0527411	HP Inc.	LAPTOPS	4,196.32	4,196.32	GRAND ISLAND
04/09/26	0527412	Informa Business Media, Inc	ADVERTISING	1,405.27	1,405.27	ADMIN SERVICES
04/09/26	0527413	Island Supply Welding Co	INDUSTRIAL GASES	937.80	2,746.43	HASTINGS
04/09/26	0527413	Island Supply Welding Co	INDUSTRIAL GASES	22.05	2,746.43	HASTINGS
04/09/26	0527413	Island Supply Welding Co	AUTB SUPPLIES	91.35	2,746.43	HASTINGS
04/09/26	0527413	Island Supply Welding Co	INDUSTRIAL GASES	25.20	2,746.43	HASTINGS
04/09/26	0527413	Island Supply Welding Co	INDUSTRIAL GASES	25.20	2,746.43	HASTINGS
04/09/26	0527413	Island Supply Welding Co	MEDICAL GASES	47.00	2,746.43	HASTINGS
04/09/26	0527413	Island Supply Welding Co	INDUSTRIAL GASES	9.45	2,746.43	HASTINGS
04/09/26	0527413	Island Supply Welding Co	INDUSTRIAL GASES	1,588.38	2,746.43	GRAND ISLAND
04/09/26	0527415	Jackson Services Inc	LAUNDRY SERVICE	351.58	0.00	HASTINGS
04/09/26	0527416	Jackson Services Inc	LAUNDRY SERVICE	66.05	0.00	HASTINGS
04/09/26	0527417	Jackson Services Inc	LAUNDRY SERVICE	309.05	0.00	HASTINGS
04/09/26	0527418	Jackson Services Inc	LAUNDRY SERVICE	126.10	0.00	HASTINGS
04/09/26	0527419	Jackson Services Inc	LAUNDRY SERVICE	342.45	0.00	HASTINGS
04/09/26	0527420	Jackson Services Inc	LAUNDRY SERVICE	165.52	0.00	HASTINGS
04/09/26	0527421	Jackson Services Inc	LAUNDRY SERVICE	59.30	0.00	HASTINGS
04/09/26	0527422	Jackson Services Inc	LAUNDRY SERVICE	301.35	0.00	HASTINGS
04/09/26	0527423	Jackson Services Inc	LAUNDRY SERVICE	7.58	0.00	HASTINGS
04/09/26	0527424	Jackson Services Inc	LAUNDRY SERVICE	32.33	0.00	HASTINGS
04/09/26	0527425	Jackson Services Inc	LAUNDRY SERVICE	118.95	0.00	HASTINGS
04/09/26	0527426	Jackson Services Inc	LAUNDRY SERVICE	223.59	0.00	KEARNEY
04/09/26	0527427	Jackson Services Inc	LAUNDRY SERVICE	332.68	0.00	GRAND ISLAND
04/09/26	0527428	Jackson Services Inc	LAUNDRY SERVICE	1,672.12	1,672.12	ADMIN SERVICES
04/09/26	0527429	Jackson Services Inc	LAUNDRY SERVICE	1,694.96	1,694.96	HASTINGS
04/09/26	0527430	Jackson Services Inc	LAUNDRY SERVICE	1,802.65	1,802.65	HASTINGS
04/09/26	0527431	Jackson Services Inc	LAUNDRY SERVICE	12.94	0.00	HASTINGS
04/09/26	0527432	Jackson Services Inc	LAUNDRY SERVICE	95.24	0.00	COLUMBUS
04/09/26	0527435	Kearney City Utilities Departm ment	GARBAGE SERVICE	488.00	0.01	KEARNEY
04/09/26	0527435	Kearney City Utilities Departm ment	WATER/SERWER	140.77	0.01	KEARNEY
04/09/26	0527435	Kearney City Utilities Departm ment	GARBAGE CHARGES	35.20	0.01	KEARNEY
04/09/26	0527435	Kearney City Utilities Departm ment	UTILITY CHARGES	30.72	0.01	KEARNEY
04/09/26	0527437	Kilgore International Inc	DHYGIENE SUPPLIES	3,445.00	3,445.00	HASTINGS
04/09/26	0527438	Susan Ann Klusman	STATE FFA	19.00	0.00	HASTINGS
04/09/26	0527440	KRVN-FM	RADIO ADS	583.77	0.01	ADMIN SERVICES

DATE	CHECK NO	CHECK NAME	BOARD COMMENT	NET	CHECK AMOUNT	LOCAITON
04/09/26	0527441	Laser Works	NAME PLATES/HOLDERS	177.58	0.00	COLUMBUS
04/09/26	0527443	Lift Solutions Inc	PROF SERVICES	221.55	0.00	GRAND ISLAND
04/09/26	0527444	Lincoln Electric Company	WELD SUPPLIES	25.40	0.00	GRAND ISLAND
04/09/26	0527445	Loomis Public Schools	MEETING EXP	250.00	0.00	ELS IV
04/09/26	0527446	Loup Power District	ELECTRIC SERVICES	23,485.58	23,524.83	COLUMBUS
04/09/26	0527446	Loup Power District	HEATER RENTAL	39.25	23,524.83	COLUMBUS
04/09/26	0527447	Matheson-Linweld	SUPPLIES	52.32	0.00	GRAND ISLAND
04/09/26	0527448	Matheson-Linweld	WELD SUPP COL	509.29	0.01	COLUMBUS
04/09/26	0527449	Matheson-Linweld	WELD SUPPLIES	106.80	0.00	HASTINGS
04/09/26	0527451	Stacy R. Mears	PROF SERVICES	450.00	0.00	ELS COLUMBUS
04/09/26	0527452	MH Equipment	OPERATIONS	1,914.60	1,914.60	HASTINGS
04/09/26	0527453	Midwest Connect LLC	MAIL SERV ADM	734.70	2,082.36	ADMIN SERVICES
04/09/26	0527453	Midwest Connect LLC	POSTAGE GI	1,326.60	2,082.36	GRAND ISLAND
04/09/26	0527453	Midwest Connect LLC	MAIL KEARNEY	21.06	2,082.36	KEARNEY
04/09/26	0527454	Modern Campus USA, Inc	ANNUAL HOSTING	9,789.18	9,789.18	ADMIN SERVICES
04/09/26	0527456	Nanonation, Inc.	IT SERVICES	216.67	0.00	ADMIN SERVICES
04/09/26	0527457	Nebraska Assoc Collegiate Regi istrars/Admissions Officers	CONF. REGISTRATION	100.00	0.00	GRAND ISLAND
04/09/26	0527457	Nebraska Assoc Collegiate Regi istrars/Admissions Officers	CONF REGISTRATION	100.00	0.00	GRAND ISLAND
04/09/26	0527458	Nebraska Public Power District	UTILITY CHARGES	119.99	0.00	KEARNEY
04/09/26	0527459	Northwestern Energy	NATURAL GAS	109.58	0.00	GRAND ISLAND
04/09/26	0527460	NRG Media LLC	AD MARKETING	2,799.98	3,975.98	ADMIN SERVICES
04/09/26	0527460	NRG Media LLC	COMM. FA/SP/SU	1,176.00	3,975.98	ADMIN SERVICES
04/09/26	0527461	Omaha Paper Company Inc	PRINT SUPPLIES	1,540.48	1,540.48	GRAND ISLAND
04/09/26	0527462	Ord Light & Water	ELEC. CHARGES	226.34	0.00	KEARNEY
04/09/26	0527462	Ord Light & Water	GARBAGE SERVICE	36.00	0.00	KEARNEY
04/09/26	0527462	Ord Light & Water	WATER/SEWER CHARGE	17.00	0.00	KEARNEY
04/09/26	0527464	Overdrive Inc	PRO SERVICES	3,500.00	3,500.00	ADMIN SERVICES
04/09/26	0527466	Paper Tiger Shredding Inc	ADMIN SHREDDING	80.00	1,002.00	ADMIN SERVICES
04/09/26	0527466	Paper Tiger Shredding Inc	SHREDDING HASTINGS	320.00	1,002.00	HASTINGS
04/09/26	0527466	Paper Tiger Shredding Inc	SHREDDING COL	248.00	1,002.00	COLUMBUS
04/09/26	0527466	Paper Tiger Shredding Inc	SHREDDING GI	354.00	1,002.00	GRAND ISLAND
04/09/26	0527467	Patterson Dental Company Inc	HYG. CLINIC SUPPLIES	616.20	1,025.21	HASTINGS
04/09/26	0527467	Patterson Dental Company Inc	DENTAL HYG.SUPPLIES	409.01	1,025.21	HASTINGS
04/09/26	0527470	Phi Theta Kappa, Inc Internati ional Honor Society	SUPPLIES	15.00	0.00	GRAND ISLAND
04/09/26	0527471	Presto X Company	PEST CONTROL	172.57	0.01	COLUMBUS
04/09/26	0527471	Presto X Company	PEST CONTROL	143.25	0.01	COLUMBUS
04/09/26	0527471	Presto X Company	PEST CONTROL	310.21	0.01	GRAND ISLAND
04/09/26	0527472	Presto X Company	PEST CONTROL	295.22	0.00	KEARNEY
04/09/26	0527473	Financial Advisors Llc	PRO SERVICES	140.00	0.00	ELS HASTINGS
04/09/26	0527474	Protex Central Inc	PROF SERV	12,480.00	12,480.00	COLUMBUS
04/09/26	0527475	Red Cloud Chamber of Commerce	MEMBERSHIP	250.00	0.00	ELS HASTINGS
04/09/26	0527476	Jerry G. Rhoades	PRO SERVICES	4,680.00	4,680.00	COLUMBUS
04/09/26	0527477	Riverside Technologies, Inc	IT SERVICES	6,203.20	6,203.20	ADMIN SERVICES

DATE	CHECK NO	CHECK NAME	BOARD COMMENT	NET	CHECK AMOUNT	LOCAITON
04/09/26	0527478	RobotLAB, Inc.	SUPPLIES	695.00	0.01	GRAND ISLAND
04/09/26	0527480	Shamrock Tech Solutions, Llc	CONSULTING SERVICES	10,602.00	10,602.00	ADMIN SERVICES
04/09/26	0527481	Sirius Computer Solutions	IT SERVICES	115,870.32	115,870.32	ADMIN SERVICES
04/09/26	0527483	St. Pj Supply Inc	AUTB SUPPLIES	8,049.10	8,049.10	HASTINGS
04/09/26	0527484	Stamats Communications Inc.	PROSERVICES	5,500.00	5,500.00	ADMIN SERVICES
04/09/26	0527485	Staples Advantage	SUPPLIES	35.49	0.00	ELS HASTINGS
04/09/26	0527486	Staples Advantage	SUPPLIES	63.68	0.00	ELS HASTINGS
04/09/26	0527487	Staples Advantage	SUPPLIES	37.14	0.00	HASTINGS
04/09/26	0527488	Staples Advantage	SUPPLIES	139.06	0.00	ELS IV
04/09/26	0527489	Staples Advantage	SUPPLIES	11.93	0.00	ELS IV
04/09/26	0527490	Staples Advantage	SUPPLIES	38.45	0.00	ADMIN SERVICES
04/09/26	0527491	Staples Advantage	SUPPLIES	45.33	0.00	ADMIN SERVICES
04/09/26	0527492	Staples Advantage	SU	31.18	0.00	COLUMBUS
04/09/26	0527493	Staples Advantage	SUPPLIES	15.20	0.00	COLUMBUS
04/09/26	0527494	State Steel Supply Co Of Nebra aska	TECH SUPPLIES	515.16	0.01	COLUMBUS
04/09/26	0527495	Super Saver	GROCERIES	74.86	0.00	COLUMBUS
04/09/26	0527496	Sysco Lincoln	FOOD ITEMS/SUPPLIES	843.26	0.01	HASTINGS
04/09/26	0527499	Cheryl L Timm	TRAVEL REIMBURSEMENT	142.11	0.00	ELS COLUMBUS
04/09/26	0527500	Nathan A. Turner	TRAVEL REIMBURSEMENT	194.39	0.00	COLUMBUS
04/09/26	0527501	University of Nebraska Kearney	KEAR-BUILDG RENTAL	31,248.00	31,248.00	KEARNEY
04/09/26	0527502	US Foods, Inc.	FOOD ITEMS/SUPPLIES	1,118.10	1,118.10	HASTINGS
04/09/26	0527503	Voyager Fleet Systems	KEA/LEX FLEET	456.16	4,690.83	KEARNEY
04/09/26	0527503	Voyager Fleet Systems	TRUK FUEL	4,208.43	4,690.83	HASTINGS
04/09/26	0527503	Voyager Fleet Systems	GI FLEET	26.24	4,690.83	GRAND ISLAND
04/09/26	0527504	Vyve Broadband	CABLE COL DORMS	1,369.82	1,369.82	COLUMBUS
04/09/26	0527505	Wells Fargo Elite Card Payment t Center	PRO SERV	821.11	0.01	GRAND ISLAND
04/09/26	0527506	Wells Fargo Elite Card Payment t Center	COMM FARES	4,867.20	4,867.20	COLUMBUS
04/09/26	0527507	Wells Fargo Elite Card Payment t Center	COLUMBUS CPR	8,264.98	8,264.98	ELS COLUMBUS
04/09/26	0527508	Wells Fargo Elite Card Payment t Center	LODGING	1,465.14	1,465.14	ADMIN SERVICES
04/09/26	0527509	Wells Fargo Elite Card Payment t Center	MEETING EXP LODGING	110.00	0.00	GRAND ISLAND
04/09/26	0527510	Wells Fargo Elite Card Payment t Center	PROMOTION	247.00	0.00	GRAND ISLAND
04/09/26	0527511	Wells Fargo Elite Card Payment t Center	REPAIR/MAINTENANCE	654.00	0.01	KEARNEY
04/09/26	0527512	Wells Fargo Elite Card Payment t Center	TEXT MESSAGE SERV	138.95	0.00	ADMIN SERVICES
04/09/26	0527513	Wells Fargo Elte Card Payment Center	LODGING	990.00	0.01	COLUMBUS
04/09/26	0527514	Wells Fargo Elite Card Payment t Center	SUPPLIES	4,950.00	4,950.00	ADMIN SERVICES

DATE	CHECK NO	CHECK NAME	BOARD COMMENT	NET	CHECK AMOUNT	LOCAITON
04/09/26	0527515	Wells Fargo Elite Card Payment	LODGING	314.00	0.00	HASTINGS
		t Center				
04/09/26	0527516	Wells Fargo Elite Card Payment	LODGING	9,891.84	9,891.84	COLUMBUS
		t Center				
04/09/26	0527517	Wells Fargo Elite Card Payment	LODGING	3,555.03	3,555.03	ADMIN SERVICES
		t Center				
04/09/26	0527518	Wells Fargo Elite Card Payment	LODGING	631.12	0.01	COLUMBUS
		t Center				
04/09/26	0527519	Wells Fargo Elite Card Payment	LODGING	9,190.20	9,190.20	COLUMBUS
		t Center				
04/09/26	0527520	Wells Fargo Elite Card Payment	LODGING	1,590.96	1,590.96	COLUMBUS
		t Center				
04/09/26	0527521	Wells Fargo Elite Card Payment	ATH. REGISTRATIONS	8,854.00	8,854.00	COLUMBUS
		t Center				
04/09/26	0527522	Wells Fargo Elite Card Payment	LODGING	523.62	0.01	ADMIN SERVICES
		t Center				
04/09/26	0527523	Wells Fargo Elite Card Payment	WELD TECH SUPPLIES	998.18	0.01	COLUMBUS
		t Center				
04/09/26	0527524	Wilkins Architecture Design Pl	GI DORM PLANNING	56,250.00	104,124.67	GRAND ISLAND
		lannin				
04/09/26	0527524	Wilkins Architecture Design Pl	HASTINGS CONSTR.	10,223.78	104,124.67	HASTINGS
		lannin				
04/09/26	0527524	Wilkins Architecture Design Pl	REMODEL/ADDT	37,650.89	104,124.67	COLUMBUS
		lannin				
04/16/26	0527526	Amazon.Com	PROGRAM SUPPLIES	36.99	3,086.29	COLUMBUS
04/16/26	0527526	Amazon.Com	PROGRAM SUPPLIES	166.51	3,086.29	ELS COLUMBUS
04/16/26	0527526	Amazon.Com	PROGRAM SUPPLIES	238.04	3,086.29	ELS COLUMBUS
04/16/26	0527526	Amazon.Com	PROGRAM SUPPLIES	70.01	3,086.29	COLUMBUS
04/16/26	0527526	Amazon.Com	PROGRAM SUPPLIES	203.98	3,086.29	ELS COLUMBUS
04/16/26	0527526	Amazon.Com	LIBRARY BOOKS	317.06	3,086.29	GRAND ISLAND
04/16/26	0527526	Amazon.Com	PROGRAM SUPPLIES	58.49	3,086.29	GRAND ISLAND
04/16/26	0527526	Amazon.Com	TAPE RECORDER	37.23	3,086.29	COLUMBUS
04/16/26	0527526	Amazon.Com	PROGRAM SUPPLIES	78.84	3,086.29	HASTINGS
04/16/26	0527526	Amazon.Com	PROGRAM SUPPLIES	12.99	3,086.29	HASTINGS
04/16/26	0527526	Amazon.Com	PROGRAM SUPPLIES	175.95	3,086.29	ADMIN SERVICES
04/16/26	0527526	Amazon.Com	PROGRAM SUPPLIES	26.56	3,086.29	HASTINGS
04/16/26	0527526	Amazon.Com	PROGRAM SUPPLIES	145.95	3,086.29	COLUMBUS
04/16/26	0527526	Amazon.Com	PROGRAM SUPPLIES	905.91	3,086.29	ADMIN SERVICES
04/16/26	0527526	Amazon.Com	PROGRAM SUPPLIES	227.80	3,086.29	HASTINGS
04/16/26	0527526	Amazon.Com	PROGRAM SUPPLIES	247.99	3,086.29	KEARNEY
04/16/26	0527526	Amazon.Com	DRY ERASE BOARD	135.99	3,086.29	KEARNEY
04/16/26	0527527	Angie Araya	TRAVEL REIMBURSEMENT	62.35	0.00	GRAND ISLAND
04/16/26	0527528	Awards Plus	NAME TAGS	32.75	0.00	GRAND ISLAND
04/16/26	0527530	Black Hills Energy	NATURAL GAS	80.02	0.01	COLUMBUS
04/16/26	0527530	Black Hills Energy	NATURAL GAS	514.58	0.01	KEARNEY
04/16/26	0527532	Sara M. Brubacher	PRO SERVICES	425.00	0.01	ELS IV

DATE	CHECK NO	CHECK NAME	BOARD COMMENT	NET	CHECK AMOUNT	LOCAITON
04/16/26	0527532	Sara M. Brubacher	ELS IV HOLDREGE	120.00	0.01	ELS IV
04/16/26	0527533	Lynn Burns	COOMUNITY ED	70.00	0.00	ELS IV
04/16/26	0527534	Carmichael Construction LLC	DOOR INSTALL	6,760.00	6,760.00	HASTINGS
04/16/26	0527535	Carnegie Dartlet LLC	ADVERTISING	6,023.53	6,023.53	ADMIN SERVICES
04/16/26	0527536	John A. Carpenter	COMMUNITY ED REFUND	49.00	0.00	AREA WIDE
04/16/26	0527537	Center for Rural Affairs	PRESENTER FEES	500.00	0.01	ELS IV
04/16/26	0527538	Central Nebraska Equipment LLC	REPAIR	262.50	0.00	HASTINGS
04/16/26	0527541	Chartwells Dining Services	MARCH SUBSIDY	16,087.30	54,412.96	ADMIN SERVICES
04/16/26	0527541	Chartwells Dining Services	RESIDENT DINING	38,046.96	54,412.96	ADMIN SERVICES
04/16/26	0527541	Chartwells Dining Services	CATERING	44.10	54,412.96	HASTINGS
04/16/26	0527541	Chartwells Dining Services	CATERING	71.25	54,412.96	HASTINGS
04/16/26	0527541	Chartwells Dining Services	CATERING	26.10	54,412.96	HASTINGS
04/16/26	0527541	Chartwells Dining Services	CATERING	64.05	54,412.96	HASTINGS
04/16/26	0527541	Chartwells Dining Services	CATERING	73.20	54,412.96	COLUMBUS
04/16/26	0527542	Cleary Building Corp	STEEL BUILDING	25,605.00	25,605.00	GRAND ISLAND
04/16/26	0527543	Duane R. Collins	TRAVEL REIMBURSEMENT	165.30	0.00	COLUMBUS
04/16/26	0527544	Columbus Community Hospital	RENTAL FEE	675.00	0.01	COLUMBUS
04/16/26	0527545	Columbus Credit Services	COLLECTION FEES	152.25	0.00	ADMIN SERVICES
04/16/26	0527546	Columbus Screen Printing Inc	TSHIRTS	1,410.00	1,410.00	COLUMBUS
04/16/26	0527547	Columbus Screen Printing Inc	TSHIRTS	486.00	0.00	COLUMBUS
04/16/26	0527548	Column Software PBC	LEGAL ADS	1,008.14	1,952.87	COLUMBUS
04/16/26	0527548	Column Software PBC	LEGAL ADS	944.73	1,952.87	HASTINGS
04/16/26	0527549	Control Temp Inc	REPAIR	685.00	0.01	HASTINGS
04/16/26	0527550	Pedro M. Costa	REIMBURSE SS & MEDI TAX	236.51	0.00	COLUMBUS
04/16/26	0527551	Creative Imaging Displays LLC	TABLE THROW	337.91	0.00	HASTINGS
04/16/26	0527552	Creative Imaging Displays LLC	BANNER	99.77	0.00	HASTINGS
04/16/26	0527553	Creek's Bend Family Farms	PRESENTER FEES	160.00	0.00	ELS IV
04/16/26	0527554	Gage T. Dowling	TRAVEL REIMBURSEMENT	884.71	0.01	HASTINGS
04/16/26	0527555	Ellucian Company, Llc	MAINTENANCE AGREEMENT	11,834.00	11,834.00	ADMIN SERVICES
04/16/26	0527556	Euna Solutions, Inc.	SUBSCRIPTION	1,500.00	1,500.00	ADMIN SERVICES
04/16/26	0527557	Friesen Chevrolet	PROGRAM EQUIPMENT	51.54	0.00	HASTINGS
04/16/26	0527557	Friesen Chevrolet	PROGRAM EQUIPMENT	112.22	0.00	HASTINGS
04/16/26	0527557	Friesen Chevrolet	PROGRAM EQUIPMENT	16.60	0.00	HASTINGS
04/16/26	0527558	Friesen Chrysler, CDJR	PROGRAM EQUIPMENT	108.75	0.00	HASTINGS
04/16/26	0527559	Friesen Chrysler, CDJR	PROGRAM EQUIPMENT	127.50	0.00	HASTINGS
04/16/26	0527560	Friesen Chrysler, CDJR	PROGRAM EQUIPMENT	128.25	0.00	HASTINGS
04/16/26	0527561	Friesen Ford	PROGRAM EQUIPMENT	137.80	0.00	HASTINGS
04/16/26	0527562	Hall County Leadership Unlimit ted	YOUTH SUMMIT SPONSOR	250.00	0.00	GRAND ISLAND
04/16/26	0527564	Hastings Catholic Schools Band d Boos	CASINO RENTAL	2,100.00	2,100.00	HASTINGS
04/16/26	0527565	Hastings Tribune	LEGAL AD	764.92	1,082.74	GRAND ISLAND
04/16/26	0527565	Hastings Tribune	CLASSIFIED ADS	308.00	1,082.74	ADMIN SERVICES
04/16/26	0527565	Hastings Tribune	MTG NOTICE	9.82	1,082.74	ADMIN SERVICES
04/16/26	0527566	HD Supply, Inc.	JANITORIAL SUPPLIES	491.20	2,302.86	KEARNEY
04/16/26	0527566	HD Supply, Inc.	JANITORIAL SUPPLIES	1,811.66	2,302.86	GRAND ISLAND

DATE	CHECK NO	CHECK NAME	BOARD COMMENT	NET	CHECK AMOUNT	LOCAITON
04/16/26	0527567	Heartland Disposal Inc	TRASH SERVICE	627.76	0.01	GRAND ISLAND
04/16/26	0527569	Henry Schein Inc	PROGRAM SUPPLIES	751.50	0.01	HASTINGS
04/16/26	0527570	Mirisa Hernandez	TRAVEL REIMBUREMENT	62.35	0.00	ADMIN SERVICES
04/16/26	0527571	Holdrege Daily Citizen	MTG NOTICE	9.00	0.00	ADMIN SERVICES
04/16/26	0527572	Kerri J. Hoppe	ELS COLUMBUS	320.00	0.00	ELS COLUMBUS
04/16/26	0527573	HP Inc.	LAPTOP	1,219.79	9,641.79	ADMIN SERVICES
04/16/26	0527573	HP Inc.	MONITORS	440.00	9,641.79	ADMIN SERVICES
04/16/26	0527573	HP Inc.	CHROMEBOOKS	7,542.00	9,641.79	ELS GRAND ISLAND
04/16/26	0527573	HP Inc.	MONITORS	440.00	9,641.79	ADMIN SERVICES
04/16/26	0527574	Craig W. Hubbard	TRAVEL REIMBURSEMENT	253.76	0.00	COLUMBUS
04/16/26	0527575	Jarecki Sharp & Petersen P.C., , L.L.	LEGAL SERVICE	810.00	0.01	ADMIN SERVICES
04/16/26	0527576	Elizabeth E. Kavan	TRAVEL REIMBURSEMENT	84.83	0.00	HASTINGS
04/16/26	0527577	Kids and Dreams Foundation	AUTISM TRAINING	350.00	0.00	ELS IV
04/16/26	0527578	Kidwell Inc	KEA-REMODEL	27,235.00	27,235.00	KEARNEY
04/16/26	0527579	Haley C. Koehn	TRAVEL REIMBURSEMENT	246.72	0.00	GRAND ISLAND
04/16/26	0527580	Koln Kgin Tv	COMMERCIALS	3,700.00	3,700.00	ADMIN SERVICES
04/16/26	0527581	Julie C. Kreikemeier	TRAVEL REIMBURSEMENT	18.85	0.00	ELS COLUMBUS
04/16/26	0527582	Border States Industries Inc	ELEC TECH SUPPLIES	4,309.81	4,309.81	GRAND ISLAND
04/16/26	0527583	Janet K. Kugler	COMMUNITY ED REFUND	49.00	0.00	AREA WIDE
04/16/26	0527584	Kully Pipe & Steel Supply Inc	WELD SUPPLIES	1,640.74	1,640.74	HASTINGS
04/16/26	0527587	McMaster Carr Supply Company	TRAIN/DEV SUPPLIES	135.74	0.00	COLUMBUS
04/16/26	0527588	Midwest Turf & Irrigation Inc	GROUNDSKEEPING	65,858.18	65,858.18	GRAND ISLAND
04/16/26	0527590	National Association of Studen nt Personnel Administrat	MEMBERSHIP	934.00	0.01	ADMIN SERVICES
04/16/26	0527591	National Coalition for Certifi icatio	REGISTRATION	1,190.00	1,190.00	HASTINGS
04/16/26	0527592	Nebraska Public Power District	ELECTRIC CHARGES	3,773.60	3,773.60	KEARNEY
04/16/26	0527593	Nippon Sanso Matheson Inc	SUPPLIES WELD	151.84	0.00	HASTINGS
04/16/26	0527594	Matheson-Linweld	SUPPLIES	593.50	0.01	GRAND ISLAND
04/16/26	0527595	Northwestern Energy	NATURAL GAS	3,259.79	3,259.79	GRAND ISLAND
04/16/26	0527596	Ord Area Chamber of Commerce	COPIES	222.40	0.00	ELS COLUMBUS
04/16/26	0527597	Palomar Community College Dist trict	CONF. REGISTRATION	549.00	0.01	COLUMBUS
04/16/26	0527598	Patterson Dental Company Inc	DENTAL HYG SUPPLIES	272.12	2,791.27	HASTINGS
04/16/26	0527598	Patterson Dental Company Inc	DENTAL HYG SUPPLIES	1,429.59	2,791.27	HASTINGS
04/16/26	0527598	Patterson Dental Company Inc	HYGIENE SUPPLIES	1,089.56	2,791.27	HASTINGS
04/16/26	0527600	Pocket Nurse	SUPPLIES	4,590.34	4,590.34	GRAND ISLAND
04/16/26	0527601	Presto X Company	PEST COTROL RC	90.47	0.00	KEARNEY
04/16/26	0527602	Protex Central Inc	HAS INFRASTRUCTURE	29,494.23	29,494.23	HASTINGS
04/16/26	0527603	Protex Central Inc	REPLACE BRIVO	7,105.06	7,105.06	GRAND ISLAND
04/16/26	0527604	Protex Central Inc	ALARM MONITORING	500.00	0.01	KEARNEY
04/16/26	0527605	Protex Central Inc	REPAIR/MAINTENANCE	2,374.05	2,374.05	HASTINGS
04/16/26	0527606	Quality Inn & Suites McCook	LODGING	330.00	0.00	COLUMBUS
04/16/26	0527607	Quality Matters Program	IT SUBSCRIPTION	3,815.00	3,815.00	ADMIN SERVICES
04/16/26	0527608	Riverside Portables LLC	RENTAL FEE	330.00	0.00	COLUMBUS

DATE	CHECK NO	CHECK NAME	BOARD COMMENT	NET	CHECK AMOUNT	LOCAITON
04/16/26	0527609	Riverside Technologies, Inc	COMP EQUIPMENT	3,002.00	3,002.00	ADMIN SERVICES
04/16/26	0527610	RJG, Inc.	TRAIN/DEV SUPPLIES	3,445.00	3,445.00	COLUMBUS
04/16/26	0527611	Mark A. Robb	TRAVEL REIMBURSEMENT	353.25	0.00	COLUMBUS
04/16/26	0527612	Joseph D. Rodriguez	PRESENTER FEES	135.00	0.00	ELS GRAND ISLAND
04/16/26	0527613	Sage Electrochromics, Inc.	MAINT. KOLH CTRS	250.00	0.00	KEARNEY
04/16/26	0527614	Saylor Screenprinting	PROMO ITEMS	2,604.00	2,604.00	ADMIN SERVICES
04/16/26	0527615	Scheele-Kayton Construction, L LLC	PHELPS REMODEL	243,063.92	1,044,485.82	HASTINGS
04/16/26	0527615	Scheele-Kayton Construction, L LLC	FURNAS AUBO	801,421.90	1,044,485.82	HASTINGS
04/16/26	0527616	Katie K. Schroder	ELS GI WORKSHOP	120.00	0.00	ELS GRAND ISLAND
04/16/26	0527617	Shelly a Sealey	TRAVEL REIMBURSEMENT	38.43	0.00	HASTINGS
04/16/26	0527618	Select Service	EQUIP. REPAIR	7,021.33	7,021.33	HASTINGS
04/16/26	0527619	Beth E. Sparrow	PRESENTER FEES	350.00	0.00	ELS COLUMBUS
04/16/26	0527620	Spectrum Reach, LLC	COMMERCIALS	5,003.26	5,252.83	ADMIN SERVICES
04/16/26	0527620	Spectrum Reach, LLC	COMMERCIALS FALL	249.57	5,252.83	ADMIN SERVICES
04/16/26	0527621	Stamats Communications Inc.	WEBSITE REDESIGN	80,100.00	80,100.00	ADMIN SERVICES
04/16/26	0527622	Staples Advantage	SUPPLIES	50.27	0.00	COLUMBUS
04/16/26	0527623	Staples Advantage	SUPPLIES	113.20	0.00	ELS COLUMBUS
04/16/26	0527624	Staples Advantage	SUPPLIES	156.85	0.00	ELS IV
04/16/26	0527625	Staples Advantage	SUPPLIES	34.52	0.00	GRAND ISLAND
04/16/26	0527626	Staples Advantage	SUPPLIES	13.59	0.00	GRAND ISLAND
04/16/26	0527627	Staples Advantage	SUPPLIES	10.85	0.00	KEARNEY
04/16/26	0527628	Staples Advantage	SUPPLIES	553.78	0.01	KEARNEY
04/16/26	0527629	Staples Advantage	SUPPLIES	101.36	0.00	HASTINGS
04/16/26	0527630	State of Nebraska	IT SERVICES	1,146.30	1,146.30	ADMIN SERVICES
04/16/26	0527631	Sysco Lincoln	FOOD ITEMS/SUPPL	1,698.23	1,698.23	HASTINGS
04/16/26	0527632	T-Bone Truck Stop Inc	FUEL FACILITIES	1,292.11	1,292.11	COLUMBUS
04/16/26	0527633	Ultimate Consulting IT, LLC	ELLUCIAN FRAUD	1,912.50	1,912.50	ADMIN SERVICES
04/16/26	0527634	University of Nebraska Medical l Cent Center for Continuing E ucation	ACLS/PALS CARDS	1,000.00	1,000.00	ELS GRAND ISLAND
04/16/26	0527635	US Foods, Inc.	FOOD ITEMS/SUPPLIES	99.87	0.00	HASTINGS
04/16/26	0527636	Verizon Wireless	TRIO IPADS CELL	120.03	0.01	ADMIN SERVICES
04/16/26	0527636	Verizon Wireless	IPAD MINIS DATA	398.10	0.01	ADMIN SERVICES
04/16/26	0527637	Vertiv Services, Inc	IT SERVICE	6,517.20	6,517.20	ADMIN SERVICES
04/23/26	0527638	402 Loft, LLC	MAY 2026 RENT	2,050.00	2,050.00	KEARNEY
04/23/26	0527640	Janet L. Alberts	PRESENTER FEES	630.00	0.01	ELS GRAND ISLAND
04/23/26	0527641	Amazon.Com	GLOVES	99.72	3,461.36	GRAND ISLAND
04/23/26	0527641	Amazon.Com	PROGRAM SUPPLIES	208.10	3,461.36	HASTINGS
04/23/26	0527641	Amazon.Com	PROGRAM SUPPLIES	64.95	3,461.36	HASTINGS
04/23/26	0527641	Amazon.Com	FLASHLIGHTS	25.98	3,461.36	ADMIN SERVICES
04/23/26	0527641	Amazon.Com	MAINTENANCE SUPPLIES	514.40	3,461.36	GRAND ISLAND
04/23/26	0527641	Amazon.Com	BATTERY	83.99	3,461.36	GRAND ISLAND
04/23/26	0527641	Amazon.Com	HDMI CABLES	77.27	3,461.36	HASTINGS
04/23/26	0527641	Amazon.Com	PROGRAM SUPPLIES	110.99	3,461.36	HASTINGS

DATE	CHECK NO	CHECK NAME	BOARD COMMENT	NET	CHECK AMOUNT	LOCAITON
04/23/26	0527641	Amazon.Com	PROGRAM SUPPLIES	35.97	3,461.36	ADMIN SERVICES
04/23/26	0527641	Amazon.Com	IT EQUIPMENT	2,239.99	3,461.36	ADMIN SERVICES
04/23/26	0527642	American 3B Scientific	MANIKINS	2,844.40	2,844.40	ADMIN SERVICES
04/23/26	0527643	Jack C. Annen	TRAVEL REIMBURSEMENT	73.95	0.00	KEARNEY
04/23/26	0527645	Automation Direct	PROGRAM SUPPLIES	11,470.00	11,470.00	COLUMBUS
04/23/26	0527646	Awards & Engraving	AWARDS	354.00	0.00	COLUMBUS
04/23/26	0527648	Ann J. Bell	COMMUNITY ED REFUND	90.00	0.00	AREA WIDE
04/23/26	0527649	Lori A Bell		90.00	0.00	AREA WIDE
04/23/26	0527650	Bent Shadows Art & Design LLC	STUDENT EVENT	300.00	0.00	GRAND ISLAND
04/23/26	0527651	Bergman Incentives Inc	SHIPPING FEES	151.68	0.00	HASTINGS
04/23/26	0527652	BoSox 7, LLC	MAY 2026 RENT	14,412.17	14,412.17	KEARNEY
04/23/26	0527653	Lisa A Brestel	TRAVEL REIMBURSEMENT	181.25	0.00	COLUMBUS
04/23/26	0527654	Christine M. Brown	PRESENTER FEES	280.00	0.00	ELS GRAND ISLAND
04/23/26	0527655	BSN Sports, LLC	ATHLETIC EQUIPMENT	790.05	0.01	COLUMBUS
04/23/26	0527656	Buffalo County Sheriff's Office	ALARM SERVICE	360.00	0.00	KEARNEY
04/23/26	0527657	Capital Business Systems Inc	PRINTING FEES/SUPPLIES	798.90	0.01	ADMIN SERVICES
04/23/26	0527658	Capital Business Systems Inc	PRINTING FEES/LEASE	14,414.26	14,414.26	ADMIN SERVICES
04/23/26	0527659	Central Community College	WORKSHOP FEES	439.00	0.00	ELS GRAND ISLAND
04/23/26	0527660	Chartwells Dining Services	CATERING	741.15	1,332.39	HASTINGS
04/23/26	0527660	Chartwells Dining Services	CATERING	45.75	1,332.39	HASTINGS
04/23/26	0527660	Chartwells Dining Services	CATERING	518.04	1,332.39	HASTINGS
04/23/26	0527660	Chartwells Dining Services	CATERING	27.45	1,332.39	COLUMBUS
04/23/26	0527662	College Park	MAY 2026 RENT	7,727.56	7,727.56	GRAND ISLAND
04/23/26	0527663	Zane Collett	TRAVEL REIMBURSEMENT	585.80	0.01	HASTINGS
04/23/26	0527664	Duane R. Collins	TRAVEL REIMBURSEMENT	330.60	0.00	COLUMBUS
04/23/26	0527665	Columbus Community Hospital	ATHLETIC TRAINING	15,000.00	19,000.00	COLUMBUS
04/23/26	0527665	Columbus Community Hospital	STRENGTH & CONDITIONING	4,000.00	19,000.00	COLUMBUS
04/23/26	0527666	Columbus Family Resource Center Association	MAY 2026 RENT	6,155.01	6,155.01	COLUMBUS
04/23/26	0527667	Columbus Family Resource Center Association	APR BLD CLEANING	50.00	0.00	COLUMBUS
04/23/26	0527668	Columbus Innovation Center LLC	MAY 2026 RENT	250.00	0.00	COLUMBUS
04/23/26	0527669	Columbus Student Accounts	TRAINING	176.96	0.00	GRAND ISLAND
04/23/26	0527670	Column Software PBC	MTG NOTICES	21.51	1,460.08	ADMIN SERVICES
04/23/26	0527670	Column Software PBC	LEGAL NOTICES	1,438.57	1,460.08	COLUMBUS
04/23/26	0527671	Culligan of Columbus	BOTTLED WATER	27.00	0.00	COLUMBUS
04/23/26	0527672	CWP Cleaning LLC	BLDG CLEANING	1,500.00	1,500.00	KEARNEY
04/23/26	0527673	James F Davis	TRAVEL REIMBURSEMENT	372.65	0.00	KEARNEY
04/23/26	0527676	Drain Surgeon Inc	REPAIR	2,500.00	2,500.00	COLUMBUS
04/23/26	0527677	Field Paper Company	PAPER SUPPLIES	1,593.91	1,593.91	HASTINGS
04/23/26	0527680	Friesen Ford	PROGRAM PARTS	113.69	0.00	HASTINGS
04/23/26	0527681	Friesen Ford	PROGRAM PARTS	281.06	0.00	HASTINGS
04/23/26	0527682	Fun Services	STUDENT ACTIVITIES	2,150.00	2,150.00	ADMIN SERVICES
04/23/26	0527683	G & G Overhead Door, LLC	OVERHEAD DOOR REPAIR	185.00	0.00	HASTINGS
04/23/26	0527684	Grainger	WHEELCHAIR RAMP	44.99	0.00	COLUMBUS

DATE	CHECK NO	CHECK NAME	BOARD COMMENT	NET	CHECK AMOUNT	LOCAITON
04/23/26	0527685	Grand Island Entrepreneurial V Ventur	MAY 2026 RENT	5,000.00	5,000.00	GRAND ISLAND
04/23/26	0527686	Grand Island Family Radio Lega acy Communications LLC	RADIO ADVERTISING	1,188.00	1,188.00	ADMIN SERVICES
04/23/26	0527687	Hastings Utilities	ELECTRIC	66,546.08	66,546.08	HASTINGS
04/23/26	0527688	Hayley L Jackson	PRESENTER FEES	932.80	0.01	ELS IV
04/23/26	0527689	HealthFirst	EMERGENCY KIT REFILLS	422.83	0.00	HASTINGS
04/23/26	0527690	Henry Schein Inc	PROGRAM SUPPLIES	220.32	0.00	HASTINGS
04/23/26	0527692	Brad R. Hindsley	PRESENTER FEES	200.00	0.00	ELS COLUMBUS
04/23/26	0527693	Margo E. Hlavac		90.00	0.00	AREA WIDE
04/23/26	0527694	Hy-Vee Inc	CONCESSIONS	37.39	0.00	COLUMBUS
04/23/26	0527695	Island Sprinkler Supply Co	SPRINKLER SUPPLIES	132.00	0.00	HASTINGS
04/23/26	0527696	J-Spot Services, Llc	REPAIRS	1,996.20	1,996.20	COLUMBUS
04/23/26	0527697	Brock Jensen	WINDOW CLEANING	250.00	0.00	KEARNEY
04/23/26	0527698	JJ Keller & Associates	TABLET SRV-MONTHLY FEE	99.00	0.00	HASTINGS
04/23/26	0527699	Elizabeth Jeanne Jones	TRAVEL REIMBURSEMENT	50.03	0.00	ELS IV
04/23/26	0527700	Janis M. Kasik		90.00	0.00	AREA WIDE
04/23/26	0527701	Elizabeth E. Kavan	TRAVEL REIMBURSEMENT	40.60	0.00	HASTINGS
04/23/26	0527703	Doug M. Kluth	TRAVEL REIMBURSEMENT	255.20	0.00	ELS COLUMBUS
04/23/26	0527704	Dylan J Krings	TRAVEL REIMBURSEMENT	76.85	0.00	HASTINGS
04/23/26	0527705	Samuel Lewman	WORKSHOP	280.00	0.00	ELS GRAND ISLAND
04/23/26	0527706	Lexington City	SOLID WASTE FEES	374.29	12,844.21	KEARNEY
04/23/26	0527706	Lexington City	PEST CONTROL CHARGES	99.72	12,844.21	KEARNEY
04/23/26	0527706	Lexington City	CUSTODIAL SERVICES	9,908.13	12,844.21	KEARNEY
04/23/26	0527706	Lexington City	QUART WAT/SEW	241.56	12,844.21	KEARNEY
04/23/26	0527706	Lexington City	QUART. ELEC	2,220.51	12,844.21	KEARNEY
04/23/26	0527708	Elissa Martin	PRECENTER FEES	500.00	0.01	ELS HASTINGS
04/23/26	0527709	Laura K. Matulka		90.00	0.00	AREA WIDE
04/23/26	0527713	MH Equipment	LOGISTIC SERVICES	4,499.76	8,133.36	HASTINGS
04/23/26	0527713	MH Equipment	REPAIR/MTS EQUIP	422.77	8,133.36	HASTINGS
04/23/26	0527713	MH Equipment	EQUIPMENT REPAIR	3,210.83	8,133.36	HASTINGS
04/23/26	0527714	Midwest Connect LLC	ADMIN MAIL SRV	232.06	4,567.07	ADMIN SERVICES
04/23/26	0527714	Midwest Connect LLC	HAST POSTAGE	2,027.74	4,567.07	HASTINGS
04/23/26	0527714	Midwest Connect LLC	KEA-GI DELIVERY	13.23	4,567.07	KEARNEY
04/23/26	0527714	Midwest Connect LLC	GI POSTAGE	2,294.04	4,567.07	GRAND ISLAND
04/23/26	0527715	Nebraska Department Motor Vehi icles Driver and Vehicle Recor s Division	TRUCK DRIVE DUES	80.00	0.00	HASTINGS
04/23/26	0527716	Matheson-Linweld	WELD SUPPLIES	942.69	0.01	COLUMBUS
04/23/26	0527717	Matheson-Linweld	WELD SUPPLIES	161.89	0.00	HASTINGS
04/23/26	0527719	Olsson Associates Inc	DORM PLANNING	10,000.00	10,000.00	GRAND ISLAND
04/23/26	0527720	Ord Area Chamber of Commerce	SPONSOR PROMO	500.00	0.01	COLUMBUS
04/23/26	0527723	Connie J Perry		90.00	0.00	AREA WIDE
04/23/26	0527724	Presto X Company	PEST CONTROL	167.00	0.00	KEARNEY
04/23/26	0527725	Presto X Company	PEST CONTROL	192.89	0.00	KEARNEY
04/23/26	0527726	George Probasco		95.00	0.00	AREA WIDE

DATE	CHECK NO	CHECK NAME	BOARD COMMENT	NET	CHECK AMOUNT	LOCAITON
04/23/26	0527727	Protex Central Inc	SERVICE BRIVO	165.00	0.00	HASTINGS
04/23/26	0527728	Quality Sound & Communications s Inc	SUBSCRIPTIONS	135.00	0.00	ADMIN SERVICES
04/23/26	0527729	Quench Fine Wines of Nebraska	HOSPITALITY SUPPLIES	96.00	0.00	HASTINGS
04/23/26	0527730	Ray Martin Company of Omaha	REPAIR/MAINTENANCE	2,514.84	2,514.84	COLUMBUS
04/23/26	0527731	S & P Irrigation, LLC	FARMLAND PRO SERV	94,773.60	94,773.60	HASTINGS
04/23/26	0527732	Linda Scheib		90.00	0.00	AREA WIDE
04/23/26	0527733	Kathryn L Schmidt		90.00	0.00	AREA WIDE
04/23/26	0527734	Sirius Computer Solutions	IT SERVICES	744.00	37,377.95	ADMIN SERVICES
04/23/26	0527734	Sirius Computer Solutions	AUTO?BODY BLDG	36,633.95	37,377.95	HASTINGS
04/23/26	0527737	Southwestern Community College e Attn: Golf Coach	REGISTRATIONS	650.00	0.01	COLUMBUS
04/23/26	0527738	Spectrum Reach, LLC	PROMOTION	2,650.11	2,650.11	ADMIN SERVICES
04/23/26	0527739	Stamats Communications Inc.	PRO SERVICES	10,500.00	10,500.00	ADMIN SERVICES
04/23/26	0527740	Staples Advantage	SUPPLIES	17.23	0.00	COLUMBUS
04/23/26	0527741	Staples Advantage	SUPPLIES	9.39	0.00	HASTINGS
04/23/26	0527742	Staples Advantage	SUPPLIES	13.79	0.00	HASTINGS
04/23/26	0527743	Staples Advantage	SUPPLIES	179.20	0.00	ADMIN SERVICES
04/23/26	0527744	Staples Advantage	SUPPLIES	22.56	0.00	HASTINGS
04/23/26	0527745	Staples Advantage	SUPPLIES	61.18	0.00	HASTINGS
04/23/26	0527746	Staples Advantage	SUPPLIES	4.48	0.00	HASTINGS
04/23/26	0527747	Staples Advantage	SUPPLIES	75.22	0.00	KEARNEY
04/23/26	0527748	Staples Advantage	SUPPLIES	108.50	0.00	KEARNEY
04/23/26	0527749	Staples Advantage	JANDERSON	36.36	0.00	GRAND ISLAND
04/23/26	0527750	Staples Advantage	SUPPLIES	85.94	0.00	HASTINGS
04/23/26	0527751	Staples Advantage	SUPPLIES	36.00	0.00	ADMIN SERVICES
04/23/26	0527752	Staples Advantage	SUPPLIES	406.97	0.00	ADMIN SERVICES
04/23/26	0527753	State Steel Supply Co Of Nebra aska	WELD SUPPLIES	4,882.36	4,882.36	COLUMBUS
04/23/26	0527754	Kasandra J. Stoltz	TRAVEL REIMBURSEMENT	465.73	0.00	COLUMBUS
04/23/26	0527755	Thyssenkrupp Elevator Coporati ion	ELEVATOR MAINTENANCE	277.59	0.00	COLUMBUS
04/23/26	0527756	Cheryl A. Traub	MCALMO	100.05	0.00	ELS IV
04/23/26	0527757	U&I Sanitation Service LLC	GARBAGE PICKUP	700.00	0.01	COLUMBUS
04/23/26	0527758	University of Nebraska Kearney	COMMUTER PARKING	119.00	0.00	KEARNEY
04/23/26	0527760	US Foods, Inc.	FOOD ITEMS SUPPLIES	71.67	0.00	HASTINGS
04/23/26	0527761	Veritiv Operating Company	PRINTING SUPPLIES	1,682.00	1,682.00	HASTINGS
04/23/26	0527762	Visit Columbus, Platte County Nebra	PROMOTION	1,000.00	1,000.00	COLUMBUS
04/23/26	0527763	West Anna Boutique	WORKSHOP	400.00	0.00	ELS GRAND ISLAND
04/23/26	0527764	Fred J Wigington	REIMBURSEMENT	65.00	0.00	ELS COLUMBUS
04/23/26	0527765	Winahead Spring 2019 Conferenc ce	CONF REGISTRATION	100.00	0.00	ADMIN SERVICES
04/30/26	0527766	After Hours Grafix	PRO SERVICES	4,406.82	4,406.82	COLUMBUS
04/30/26	0527767	Aiir Inc.	HAST SOFTWARE	1,480.00	1,480.00	HASTINGS
04/30/26	0527768	Jack C. Annen	TRAVEK REIMBURSEMENT	348.00	0.00	KEARNEY

DATE	CHECK NO	CHECK NAME	BOARD COMMENT	NET	CHECK AMOUNT	LOCAITON
04/30/26	0527769	Awards Plus	ADMIN SUPPLIES	32.75	0.00	ELS HASTINGS
04/30/26	0527771	Keith A Byrkit Db	REPAIR MAINTENANCE	155.00	0.00	COLUMBUS
		no Service				
04/30/26	0527772	Calltower, Inc.	IT UTILITIES	2,726.78	2,726.78	ADMIN SERVICES
04/30/26	0527773	Corey E Campbell	PRO SERV STIPEND	170.50	0.00	ELS GRAND ISLAND
04/30/26	0527776	Clarence Charles	TRAVEL REIMBURSEMENT	156.60	0.00	HASTINGS
04/30/26	0527777	Christopher J Martin	PROF SERV	8,681.37	8,681.37	HASTINGS
04/30/26	0527778	Cleary Building Corp	CBOROFF	6,999.00	6,999.00	GRAND ISLAND
04/30/26	0527779	Duane R. Collins	TRAVEL REIMBURSEMENT	159.60	0.00	COLUMBUS
04/30/26	0527780	Columbus Screen Printing Inc	ADMIN PROMO	12,232.87	12,232.87	ADMIN SERVICES
04/30/26	0527781	Columbus Steel Supply Inc	AGBUS SUPPLIES	675.00	0.01	COLUMBUS
04/30/26	0527782	Dental Health Products Inc	HYG EQUIP REPAIR	490.00	0.00	HASTINGS
04/30/26	0527784	Susan Dudley	TRAVEL REIMBURSEMENT	211.70	0.00	COLUMBUS
04/30/26	0527786	Ellucian Company, Llc	IT SERVICES	640.00	0.01	ADMIN SERVICES
04/30/26	0527787	Family Medical Center of Hasti	AREA SAFETY COMMITTEE	176.00	0.00	ADMIN SERVICES
		ings				
04/30/26	0527788	First Street Brewing	HOSPITALITY BEV SUPP	35.82	0.00	HASTINGS
04/30/26	0527789	G & G Overhead Door, LLC	REPAIR/MAINTENANCE	1,528.45	1,528.45	HASTINGS
04/30/26	0527790	Gartner & Associates Co Inc	REPAIR/MAINTENANCE	1,091.00	1,091.00	KEARNEY
04/30/26	0527792	Grand Island Student Accounts	KEARN SUPT	656.13	0.01	KEARNEY
04/30/26	0527793	Whitney J. Hank	TRAVEL REIMBURSEMENT	175.46	0.00	COLUMBUS
04/30/26	0527794	Hastings Area Chamber of Comme	STEM PROGRAM PROMO	300.00	0.00	HASTINGS
		erece Commerce				
04/30/26	0527795	Hastings Economic Development	MEMBERSHIP	1,600.00	1,600.00	HASTINGS
04/30/26	0527796	Hastings Young Professionals H	MEMBERSHIP	50.00	0.00	HASTINGS
		Hastings Area Chamber of Comme				
		ce-Ne				
04/30/26	0527798	Journal Communications Inc	ADMIN-PROMO	990.00	0.01	KEARNEY
04/30/26	0527799	Kilgore International Inc	HYG CLINIC SUPPLIES	3,935.00	3,935.00	HASTINGS
04/30/26	0527800	Susan Ann Klusman	TRAVEL REIMBURSEMENT	48.63	0.00	HASTINGS
04/30/26	0527801	Brent R. Konwinski	TAVEL REIMBURSEMENT	200.10	0.00	COLUMBUS
04/30/26	0527802	James S. Kosmicki	PERMIT RENEWAL	65.00	0.00	ADMIN SERVICES
04/30/26	0527804	Cory J Levos	TRAVEL REIMBURSEMENT	44.95	0.00	ELS COLUMBUS
04/30/26	0527805	Lexington City	MAY RENTAL FEE	5,000.00	5,000.00	KEARNEY
04/30/26	0527806	Kaylene M. Lofquist	PROF. SERVICES	108.00	0.00	ELS IV
04/30/26	0527807	Matt Friend Truck Equipment In	GROUNDSKEEPING EQUIP	16,084.00	31,719.54	HASTINGS
		nc				
04/30/26	0527807	Matt Friend Truck Equipment In	GROUNDSKEEPING EQUIP	15,635.54	31,719.54	HASTINGS
		nc				
04/30/26	0527808	Movatic Software LLC	PROF SERVICES	1,680.00	1,680.00	ADMIN SERVICES
04/30/26	0527809	Murray Natural Integrated Heal	TRUK TESTING	1,574.00	1,574.00	HASTINGS
		lth				
04/30/26	0527810	Nebraska Statewide Workforce &	INST MEMBERSHIPS	21,888.00	21,888.00	ADMIN SERVICES
		& Educational Reporting System				
04/30/26	0527811	Nebtech Calibration Inc	PRO SERVICES	395.86	0.00	HASTINGS
04/30/26	0527812	Nippon Sanso Matheson Inc Dept	WELD LAB SUPPLIES	369.72	0.00	HASTINGS

DATE	CHECK NO	CHECK NAME	BOARD COMMENT	NET	CHECK AMOUNT	LOCAITON
		t 3028				
04/30/26	0527813	Matheson-Linweld	WELD SUPPLIES	155.81	0.00	HASTINGS
04/30/26	0527814	Matheson-Linweld	SUPPLIES	46.00	0.00	GRAND ISLAND
04/30/26	0527815	Nippon Sanson Matheson Inc Dep	SUPPLIES	163.75	0.00	GRAND ISLAND
		pt 3028				
04/30/26	0527816	No Comparison Cleaning Inc	CUSTODIAL SERVICES	1,050.00	14,410.00	KEARNEY
04/30/26	0527816	No Comparison Cleaning Inc	CUSTODIAL SERVICES	3,580.00	14,410.00	KEARNEY
04/30/26	0527816	No Comparison Cleaning Inc	CUSTODIAL SERVICES	9,780.00	14,410.00	KEARNEY
04/30/26	0527817	Northeast Community College	GRANT REIMBURSEMENT	112,576.97	112,576.97	ADMIN SERVICES
04/30/26	0527818	Northwestern Energy	NATURAL GAS	44.07	0.01	KEARNEY
04/30/26	0527818	Northwestern Energy	NAT GAS-KEARNEY	620.30	0.01	KEARNEY
04/30/26	0527819	Katrina M Olmstead	PROF SERVICES	200.00	0.00	ELS IV
04/30/26	0527820	Ord Light & Water	ELECT CHARGES	201.06	0.00	KEARNEY
04/30/26	0527820	Ord Light & Water	GARBAGE SERVICES	72.00	0.00	KEARNEY
04/30/26	0527820	Ord Light & Water	WA/SW CHARGES	34.00	0.00	KEARNEY
04/30/26	0527821	Patterson Dental Company Inc	HYG SUPPLIES	1,562.73	1,562.73	HASTINGS
04/30/26	0527822	Ryann Krista Perkins	TRAVEL REIMBURSEMENT	224.00	2,724.00	ADMIN SERVICES
04/30/26	0527822	Ryann Krista Perkins	ADMIN DEVELOPMENT	2,500.00	2,724.00	ADMIN SERVICES
04/30/26	0527823	Petty Cash	MEETING EXPENSE	29.64	0.00	ELS IV
04/30/26	0527824	Phi Theta Kappa, Inc Internati	GRADUATION SUPPLIES	150.49	0.00	GRAND ISLAND
		ional Honor Society				
04/30/26	0527825	Philips Holding USA, Inc.	HYGIENE SUPPLIES	488.85	0.00	HASTINGS
04/30/26	0527826	Platinum Awards & Gifts	DEAN STUDENTS PROMO	1,333.50	1,333.50	HASTINGS
04/30/26	0527827	Presto X Company	PEST CONTROL	62.95	0.00	KEARNEY
04/30/26	0527828	Presto X Company	PEST CONTROL	907.72	0.01	HASTINGS
04/30/26	0527829	Productivity Inc	HAS MANF, SUPPLIES	5,031.14	5,031.14	HASTINGS
04/30/26	0527830	Protex Central Inc	FIRE ALARM TEST	896.00	0.01	COLUMBUS
04/30/26	0527831	Jason D. Remm	TRAVEL REIMBURSEMENT	1,567.12	1,567.12	ADMIN SERVICES
04/30/26	0527832	Riverside Technologies, Inc	IT SERVICES	30,076.12	30,076.12	ADMIN SERVICES
04/30/26	0527833	RJG, Inc.	COST OF REGISTRATIONS	8,266.25	8,266.25	COLUMBUS
04/30/26	0527835	Sapp Brothers Petroleum	FUEL GI MOTOR POOL	2,062.50	2,062.50	GRAND ISLAND
04/30/26	0527836	Emma A. Schneider	TRAVEL REIMBURSEMENT	306.64	0.00	ADMIN SERVICES
04/30/26	0527837	Alexandria M. Schreiner	PROF SERVICES	6,480.00	6,480.00	HASTINGS
04/30/26	0527838	South Central Sanitation LLC	GARBAGE SERVICE	105.00	0.00	KEARNEY
04/30/26	0527839	Southeast Community College	GRANT REIMBURSEMENT	71,247.08	71,247.08	ADMIN SERVICES
04/30/26	0527840	Bryce H. Standley	TRAVEL REIMBURSEMENT	121.80	0.00	COLUMBUS
04/30/26	0527841	Staples Advantage	SUPPLIES	40.20	0.00	ADMIN SERVICES
04/30/26	0527842	Staples Advantage	SUPPLIES	144.65	0.00	ADMIN SERVICES
04/30/26	0527843	Staples Advantage	SUPPLIES	7.21	0.00	ADMIN SERVICES
04/30/26	0527844	State Steel Supply Co Of Nebra	OLD WELD SUPPL	3,230.00	3,230.00	GRAND ISLAND
		aska				
04/30/26	0527845	T-Bone Truck Stop Inc	FUEL FACILITIES	1,032.07	1,032.07	COLUMBUS
04/30/26	0527846	Tekton, Inc.	AUTO/BODY BLDG	306.00	0.00	HASTINGS
04/30/26	0527847	Tri-Square Enterprises	MAY RENTAL FEES	3,440.00	3,440.00	ADMIN SERVICES
04/30/26	0527848	Truescope	NEWS CLIPPING SERV	279.00	0.00	ADMIN SERVICES
04/30/26	0527849	Trugreen	GROUNDSKEEPING	475.00	0.00	GRAND ISLAND

DATE	CHECK NO	CHECK NAME	BOARD COMMENT	NET	CHECK AMOUNT	LOCAITON
04/30/26	0527850	US Foods, Inc.	MISC FOOD ITEMS	774.96	0.01	HASTINGS
04/30/26	0527851	Greater Loup Valley Activities	MAY RENTAL FEE	1,250.00	1,250.00	KEARNEY
04/30/26	0527852	Virco Mfg Corporation	WELD BLDG SUPPLIES	1,146.08	1,146.08	GRAND ISLAND
04/30/26	0527853	Vision Service Plan	FACULTY VISION	2,444.22	7,196.71	ADMIN SERVICES
04/30/26	0527853	Vision Service Plan	STAFF VISION	4,752.49	7,196.71	ADMIN SERVICES
04/01/26	ACH6914	TIAA-CREF	BW CONTRIBUTION	51,980.13	51,980.13	AREA WIDE
04/01/26	ACH6915	Nebraska.Gov	GARNISHMENT	543.49	0.01	AREA WIDE
04/01/26	ACH6916	Union Bank Health Benefit Solu utions	FSA/HSA CONTRIBUTION	52,326.47	52,326.47	ADMIN SERVICES
04/02/26	ACH6917	Wells Fargo Bank	DEPOSITAX - FEDERAL	76,807.51	76,807.51	AREA WIDE
04/02/26	ACH6918	Nebraska Child Support Payment t Center	DEDUCTIONS	1,007.35	1,007.35	AREA WIDE
04/02/26	ACH6919	Union Bank Health Benefit Solu utions	FSA/HSA CONTRIBUTION	11,312.70	11,312.70	ADMIN SERVICES
04/09/26	ACH6920	Erin M McCartney, Chapter 13 T Truste	BANKRUPTCY GARNISHMENT	255.99	0.00	AREA WIDE
04/15/26	ACH6921	Nebraska.Gov	GARNISHMENT	668.68	0.01	AREA WIDE
04/15/26	ACH6922	TIAA-CREF	BW CONTRIBUTION	52,654.94	52,654.94	AREA WIDE
04/16/26	ACH6923	Wells Fargo Bank	DEPOSITAX - FEDERAL	80,971.29	80,971.29	AREA WIDE
04/16/26	ACH6924	Nebraska Child Support Payment t Center	DEDUCTIONS	985.34	0.01	AREA WIDE
04/16/26	ACH6925	Union Bank Health Benefit Solu utions	FSA/HSA CONTRIBUTION	11,372.70	11,372.70	ADMIN SERVICES
04/17/26	ACH6926	State of Nebraska	SALES TAX	271.28	0.00	ADMIN SERVICES
04/17/26	ACH6927	Erin M McCartney, Chapter 13 T Truste	BANKRUPTCY GARNISHMENT	255.99	0.00	AREA WIDE
04/21/26	ACH6928	Wells Fargo Card Services Inc	P CARD PAYMENT	172,461.18	172,461.18	AREA WIDE
04/24/26	ACH6929	State of Nebraska	TAX WITHHOLDING	93,345.41	93,345.41	AREA WIDE
04/27/26	ACH6930	Refquest, Llc	ATHLETIC CONTESTS PAYMENT	240.00	0.00	COLUMBUS
04/28/26	ACH6931	Wells Fargo Bank	DEPOSITAX - FEDERAL	633,248.58	633,248.58	AREA WIDE
04/29/26	ACH6932	TIAA-CREF	BW CONTRIBUTION	52,430.82	52,430.82	AREA WIDE
04/29/26	ACH6933	Nebraska.Gov	GARNISHMENT	648.90	0.01	AREA WIDE
04/30/26	ACH6934	Nebraska Child Support Payment t Center	DEDUCTIONS	973.20	0.01	AREA WIDE
04/30/26	ACH6935	Nebraska Child Support Payment t Center	DEDUCTIONS	376.00	0.00	AREA WIDE
04/30/26	ACH6936	Nebraska.Gov	GARNISHMENT	511.97	0.01	AREA WIDE
04/30/26	ACH6937	Union Bank Health Benefit Solu utions	FSA/HSA CONTRIBUTION	11,372.70	11,372.70	ADMIN SERVICES
04/02/26	E0056222	Samreen Ahmed	TRAVEL REIMBURSEMENT	276.00	0.00	ADMIN SERVICES
04/02/26	E0056223	Ana L Armstrong	CUSTODIAL SERVICES	875.00	0.01	KEARNEY
04/02/26	E0056224	Stanley W. Blackmore	TRAVEL REIMBURSEMENT	156.60	0.00	KEARNEY
04/02/26	E0056226	Jeffrey J Buescher	TRAVEL REIMBURSEMENT	251.35	0.00	HASTINGS
04/02/26	E0056227	Wanda J Cloet	TRAVEL REIMBURSEMENT	277.75	0.00	HASTINGS
04/02/26	E0056229	Luz M Colon Rodriguez	TRAVEL REIMBURSEMENT	157.33	0.00	ADMIN SERVICES
04/02/26	E0056230	Jason L Davis	TRAVEL REIMBURSEMENT	108.75	0.00	ADMIN SERVICES

DATE	CHECK NO	CHECK NAME	BOARD COMMENT	NET	CHECK AMOUNT	LOCAITON
04/02/26	E0056231	Rebecca S Fausett	TRAVEL REIMBURSEMENT	813.81	0.01	ADMIN SERVICES
04/02/26	E0056232	Alison L Feeney	TRAVEL REIMBURSEMENT	189.95	0.00	HASTINGS
04/02/26	E0056233	William A Gordon	TRAVEL REIMBURSEMENT	374.83	0.00	ADMIN SERVICES
04/02/26	E0056234	Dr. Matthew Gotschall	TRAVEL REIMBURSEMENT	1,005.19	1,005.19	ADMIN SERVICES
04/02/26	E0056235	Ashley L. Herringer	TRAVEL REIMBURSEMENT	406.02	1,073.44	HASTINGS
04/02/26	E0056235	Ashley L. Herringer	TRAVEL REIMBURSEMENT	667.42	1,073.44	HASTINGS
04/02/26	E0056236	Ross Douglas Huxoll	TRAVEL REIMBURSEMENT	62.35	0.00	ADMIN SERVICES
04/02/26	E0056238	Donna A. Martin	TRAVEL REIMBURSEMENT	62.35	0.00	ADMIN SERVICES
04/02/26	E0056241	Raece W. Paulsen	TRAVEL REIMBURSEMENT	681.80	0.01	HASTINGS
04/02/26	E0056243	Karin L. Rieger	TRAVEL REIMBURSEMENT	139.93	0.00	ELS COLUMBUS
04/02/26	E0056244	Jessica M. Rohan	TRAVEL REIMBURSEMENT	648.78	0.01	ADMIN SERVICES
04/02/26	E0056245	Brandon M. Stalvey	TRAVEL REIMBURSEMENT	76.85	0.00	GRAND ISLAND
04/02/26	E0056246	Channing Marie Thies	TRAVEL REIMBURSEMENT	256.65	0.00	ELS GRAND ISLAND
04/02/26	E0056247	Candace L. Walton	TRAVEL REIMBURSEMENT	174.73	2,210.61	ADMIN SERVICES
04/02/26	E0056247	Candace L. Walton	TRAVEL REIMBURSEMENT	2,035.88	2,210.61	ADMIN SERVICES
04/02/26	E0056249	Tracy L Watts	TRAVEL REIMBURSEMENT	239.25	0.00	ADMIN SERVICES
04/09/26	E0056251	Dr. Nathan T. Allen	TRAVEL REIMBURSEMENT	151.50	0.00	ADMIN SERVICES
04/09/26	E0056252	Karl A. Anderson	TRAVEL REIMBURSEMENT	545.23	0.01	COLUMBUS
04/09/26	E0056254	John D Behrens	TRAVEL REIMBURSEMENT	124.70	0.00	GRAND ISLAND
04/09/26	E0056258	Craig A Boroff	TRAVEL REIMBURSEMENT	171.10	0.00	ADMIN SERVICES
04/09/26	E0056261	Joshua C. Brant	TRAVEL REIMBURSEMENT	446.60	0.00	COLUMBUS
04/09/26	E0056262	Valerie C. Bren	TRAVEL REIMBURSEMENT	188.51	0.00	COLUMBUS
04/09/26	E0056263	Callie Bridges	TRAVEL REIMBURSEMENT	117.46	0.00	ADMIN SERVICES
04/09/26	E0056267	Marni J Danhauer	TRAVEL REIMBURSEMENT	362.50	0.00	ADMIN SERVICES
04/09/26	E0056268	Francesca E. Davis	TRAVEL REIMBURSEMENT	413.41	0.00	ADMIN SERVICES
04/09/26	E0056270	Jordan Eisenmenger	TRAVEL REIMBURSEMENT	167.48	0.00	ADMIN SERVICES
04/09/26	E0056271	Shirley Enquist	TRAVEL REIMBURSEMENT	59.45	0.00	ELS COLUMBUS
04/09/26	E0056273	Alison L Feik	TRAVEL REIMBURSEMENT	21.76	0.00	ELS IV
04/09/26	E0056279	Ross Douglas Huxoll	TRAVEL REIMBURSEMENT	62.35	0.00	ADMIN SERVICES
04/09/26	E0056281	Patricia Rae Kirkegaard	TRAVEL REIMBURSEMENT	632.10	0.01	HASTINGS
04/09/26	E0056282	Krynn K Larsen	TRAVEL REIMBURSEMENT	136.30	0.00	ADMIN SERVICES
04/09/26	E0056282	Krynn K Larsen	TRAVEL REIMBURSEMENT	227.65	0.00	ADMIN SERVICES
04/09/26	E0056287	Alyssa Marie Nickolite	TRAVEL REIMBURSEMENT	329.00	0.00	COLUMBUS
04/09/26	E0056289	Kim Ottman	TRAVEL REIMBURSEMENT	168.20	0.00	GRAND ISLAND
04/09/26	E0056291	Shawn Patsios	TRAVEL REIMBURSEMENT	169.65	0.00	ADMIN SERVICES
04/09/26	E0056292	Austin M. Patzel	TRAVEL REIMBURSEMENT	7.89	0.00	COLUMBUS
04/09/26	E0056293	Michelle L Setlik	TRAVEL REIMBURSEMENT	481.40	0.00	ADMIN SERVICES
04/09/26	E0056294	Lauri L Shultis	TRAVEL REIMBURSEMENT	528.53	0.01	ADMIN SERVICES
04/09/26	E0056295	Kyle L Sterner	TRAVEL REIMBURSEMENT	62.35	0.00	GRAND ISLAND
04/09/26	E0056296	Shawna R Stump	TRAVEL REIMBURSEMENT	71.78	0.00	ADMIN SERVICES
04/16/26	E0056298	Pamela K Bales	TRAVEL REIMBURSEMENT	62.35	0.00	ADMIN SERVICES
04/16/26	E0056299	Maggie P. Brooks	TRAVEL REIMBURSEMENT	282.75	0.00	ELS HASTINGS
04/16/26	E0056302	Angela K. Elfgrén	TRAVEL REIMBURSEMENT	314.65	0.00	ADMIN SERVICES
04/16/26	E0056303	Alison L Feeney	TRAVEL REIMBURSEMENT	158.05	0.00	HASTINGS
04/16/26	E0056304	Lora J. Hastreiter	TRAVEL REIMBURSEMENT	100.05	0.00	COLUMBUS
04/16/26	E0056305	Brian G Hoffman	TRAVEL REIMBURSEMENT	330.60	0.00	HASTINGS

DATE	CHECK NO	CHECK NAME	BOARD COMMENT	NET	CHECK AMOUNT	LOCAITON
04/16/26	E0056307	Bradley J. Lang	TRAVEL REIMBURSEMENT	125.00	0.00	HASTINGS
04/16/26	E0056308	Krynn K Larsen	TRAVEL REIMBURSEMENT	211.70	0.00	ADMIN SERVICES
04/16/26	E0056309	Joshua Ole Leth	TRAVEL REIMBURSEMENT	146.65	0.00	HASTINGS
04/16/26	E0056310	Brenda L. Licari	TRAVEL REIMBURSEMENT	126.88	0.00	COLUMBUS
04/16/26	E0056312	Rhett J. Psota	TRAVEL REIMBURSEMENT	181.25	0.00	GRAND ISLAND
04/16/26	E0056313	Bryan Salazar	TRAVEL REIMBURSEMENT	4.35	0.00	COLUMBUS
04/16/26	E0056316	Becky M. Schueth	STIPEND	50.00	0.00	ELS COLUMBUS
04/16/26	E0056316	Becky M. Schueth	TRAVEL REIMBURSEMENT	21.75	0.00	ELS COLUMBUS
04/16/26	E0056318	Craig A. Shaw	TRAVEL REIMBURSEMENT	84.83	0.00	HASTINGS
04/16/26	E0056319	Shelly L. Steinkruger	MEETING EXPENSE	16.27	0.00	HASTINGS
04/16/26	E0056319	Shelly L. Steinkruger	TRAVEL REIMBURSEMENT	195.76	0.00	HASTINGS
04/16/26	E0056320	Kyle L Sterner	TRAVEL REIMBURSEMENT	62.35	0.00	GRAND ISLAND
04/16/26	E0056321	Carmen L. Taylor	REIMBURSEMENT	110.82	0.01	GRAND ISLAND
04/16/26	E0056321	Carmen L. Taylor	TRAVEL REIMBURSEMENT	741.45	0.01	ADMIN SERVICES
04/23/26	E0056322	Jennifer L. Bauer	TRAVEL REIMBURSEMENT	79.03	0.00	ELS HASTINGS
04/23/26	E0056323	Fredrick A. Benzel	TRAVEL REIMBURSEMENT	74.68	0.00	ELS GRAND ISLAND
04/23/26	E0056325	Karol K. Cavanaugh	TRAVEL REIMBURSEMENT	896.83	0.01	ELS IV
04/23/26	E0056326	Brian S. Davis	TRAVEL REIMBURSEMENT	170.16	0.00	HASTINGS
04/23/26	E0056327	Kerri D. Dey	CUHLIR	52.20	0.00	ADMIN SERVICES
04/23/26	E0056328	Brad L Dobesh	TRAVEL REIMBURSEMENT	105.85	0.00	HASTINGS
04/23/26	E0056329	Rebecca S Fausett	TRAVEL REIMBURSEMENT	698.80	0.01	ADMIN SERVICES
04/23/26	E0056330	Tyler J. Francis	TRAVEL REIMBURSEMENT	321.55	0.01	COLUMBUS
04/23/26	E0056330	Tyler J. Francis	TRAVEL REIMBURSEMENT	345.00	0.01	COLUMBUS
04/23/26	E0056332	Bethany J. Gifford	TRAVEL REIMBURSEMENT	145.00	0.00	ADMIN SERVICES
04/23/26	E0056333	Lora J. Hastreiter	TRAVEL REIMBURSEMENT	58.73	0.00	COLUMBUS
04/23/26	E0056336	Kimberly J. Hurt	TRAVEL REIMBURSEMENT	78.30	0.00	ADMIN SERVICES
04/23/26	E0056337	Marcie Kemnitz	TRAVEL REIMBURSEMENT	388.00	0.00	GRAND ISLAND
04/23/26	E0056338	Venus M King	TRAVEL REIMBURSEMENT	1,110.82	1,110.82	ADMIN SERVICES
04/23/26	E0056339	Bradley D. Korth	TRAVEL REIMBURSEMENT	68.15	0.00	ELS COLUMBUS
04/23/26	E0056340	Tammy S. Kresser	TRAVEL REIMBURSEMENT	938.15	0.01	GRAND ISLAND
04/23/26	E0056341	Theresa G. Lang	TRAVEL REIMBURSEMENT	38.43	0.00	HASTINGS
04/23/26	E0056344	Paulina Ortega Madrid	TRAVEL REMBURSEMENT	299.50	0.00	ADMIN SERVICES
04/23/26	E0056345	Marlys J Schmidt	TRAVEL REIMBURSEMENT	60.18	0.00	ELS HASTINGS
04/23/26	E0056346	Sheryl A Seibert-Bough	TRAVEL REIMBURSEMENT	360.00	0.00	ADMIN SERVICES
04/23/26	E0056348	Michael L. Sobota	TRAVEL REIMBURSEMENT	529.25	0.01	COLUMBUS
04/23/26	E0056349	Shawna R Stump	REIMBURSEMENT	31.30	0.00	GRAND ISLAND
04/30/26	E0056350	John D Behrens	TRAVEL REIMBURSEMENT	62.35	0.00	GRAND ISLAND
04/30/26	E0056351	Maggie P. Brooks	TRAVEL REIMBURSEMENT	43.50	0.00	ELS COLUMBUS
04/30/26	E0056352	Paige Lee Cline	TRAVEL REIMBURSEMENT	224.00	0.00	ADMIN SERVICES
04/30/26	E0056353	Shirley Enquist	TRAVEL REIMBURSEMENT	150.08	0.00	ELS COLUMBUS
04/30/26	E0056355	Dr. Matthew Gotschall	TRAVEL REIMBURSEMENT	2,147.33	2,147.33	ADMIN SERVICES
04/30/26	E0056356	Lindsay J Higel	TRAVEL REIMBURSEMENT	497.50	0.00	ADMIN SERVICES
04/30/26	E0056357	Brittany L. Hild	TRAVEL REIMBURSEMENT	50.03	0.00	ELS IV
04/30/26	E0056358	Carol L Hipke-Muske	TRAVEL REIMBURSEMENT	683.10	0.01	ADMIN SERVICES
04/30/26	E0056359	Darla J Hopwood	TRAVEL REIMBURSEMENT	60.18	0.00	ELS COLUMBUS
04/30/26	E0056361	Elizabeth R. Klitz	TRAVEL REIMBURSEMENT	249.55	0.00	ADMIN SERVICES

DATE	CHECK NO	CHECK NAME	BOARD COMMENT	NET	CHECK AMOUNT	LOCAITON
04/30/26	E0056362	Michel K McKinney	TRAVEL REIMBURSEMENT	570.91	0.01	ADMIN SERVICES
04/30/26	E0056363	Jared Pettit	TRAVEL REIMBURSEMENT	321.90	0.00	KEARNEY
04/30/26	E0056364	Ricardo Ramirez-Aranda	TRAVEL REIMBURSEMENT	124.70	0.00	GRAND ISLAND
04/30/26	E0056366	Bryan Salazar	TRAVEL ADVANCE	550.00	0.01	COLUMBUS
04/30/26	E0056367	Michele L. Schroer	TRAVEL REIMBURSEMENT	214.00	0.00	ADMIN SERVICES
04/30/26	E0056368	Danielle L Schwinn	REIMBURSEMENT	199.78	0.00	HASTINGS
04/30/26	E0056369	Michael L. Sobota	TRAVEL REIMBURSEMENT	500.75	0.01	COLUMBUS
04/30/26	E0056370	Brandon M. Stalvey	TRAVEL REIM, BURSEMENT	76.85	0.00	GRAND ISLAND
04/30/26	E0056370	Brandon M. Stalvey	TRAVEL REIMBURSEMENT	69.60	0.00	GRAND ISLAND
04/30/26	E0056371	Carmen L. Taylor	TRAVEL REIMBURSEMENT	342.51	0.00	ADMIN SERVICES
04/30/26	E0056372	Margaret R Treffer	TRAVEL REIMBURSEMENT	224.00	0.00	ADMIN SERVICES
04/30/26	E0056373	Jennifer M Walker	TRAVEL REIMBURSEMENT	855.80	0.01	ADMIN SERVICES
04/30/26	E0056374	Tracy L Watts	TRAVEL REIMBURESMEN	521.87	0.01	ADMIN SERVICES
04/30/26	E0056375	Linda Wilke Heil	REIMBURSEMENT	65.00	0.00	ADMIN SERVICES
TOTAL				5,534,764.96		

AP TYPE	COUNT	NET
COLUMBUS AR	100	93,403.11
GRAND ISLAND AR	10	3,181.00
HASTINGS AR	17	3,716.71
TOTAL		100,300.82

DATE	CHECK NO	CHECK NAME	BOARD COMMENT	NET	CHECK AMOUNT	LOCAITON
04/23/26	0527674	Dr Roger P Davis	TRAVEL REIMBURSEMENT	58.00	0.00	ADMIN SERVICES
04/23/26	0527702	Diane R Keller	TRAVEL REIMBURSEMENT	81.20	0.00	ADMIN SERVICES
04/23/26	0527735	Rita J. Skiles	TRAVEL REIMBURSEMENT	152.25	0.00	ADMIN SERVICES
04/23/26	0527736	Daniel M Smith	TRAVEL REIMBURSEMENT	100.05	0.00	ADMIN SERVICES
04/23/26	E0056324	Jason J Buss	TRAVEL REIMBURSEMENT	43.50	0.00	ADMIN SERVICES
04/23/26	E0056334	Linda J. Heiden	TRAVEL REIMBURSEMENT	146.45	0.00	ADMIN SERVICES
TOTAL				581.45		

Central Community College

Financial Report

For fiscal year 2025-26

April 30, 2026

Recommend the Board Acknowledges Receiving the Financial Report.

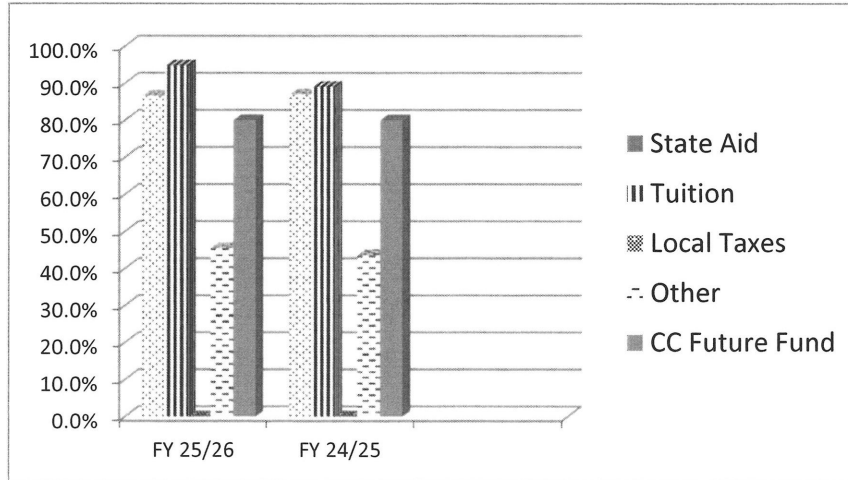
Central Community College
Combined Balance Sheet - All Funds
FY 2025-26

	April 30, 2026		April 30, 2025	Difference
Assets				
Cash and Cash Equivalents	\$ 29,907,319	\$	41,008,139	\$ (11,100,820)
Investments	10,135,801		9,914,432	221,369
Accounts Receivable	14,987,527		16,880,357	(1,892,830)
Inventories	163,769		170,383	(6,614)
Prepaid Expenses	1,838,191		1,822,395	15,796
Net Fixed Assets	127,330,522		124,652,204	2,678,318
Total Assets	\$ 184,363,129	\$	194,447,910	\$ (10,084,781)
Liabilities and Fund Balance				
Accounts Payable	\$ 755,502	\$	596,314	\$ 159,188
Accrued Expenses	824,768		1,393,030	(568,262)
Deposits	123,348		117,358	5,990
Deferred Revenue	-		4,647	(4,647)
Funds held for others	85,298		88,599	(3,301)
Revenue Bonds payable	-		-	-
Total Liabilities	\$ 1,788,916	\$	2,199,948	\$ (411,032)
Fund Balance - Beginning	\$ 185,465,812	\$	177,996,158	\$ 7,469,654
Reserve for encumbrances/prior year	33,916		29,976	3,940
Current year increase(decrease)	(2,925,515)		14,221,828	(17,147,343)
Total fund Balance	\$ 182,574,213	\$	192,247,962	\$ (9,673,749)
Total Liabilities and fund Balance	\$ 184,363,129	\$	194,447,910	\$ (10,084,781)

Central Community College
Statement of Revenues and Expenditures
Combined - All Funds
FY 2025-26

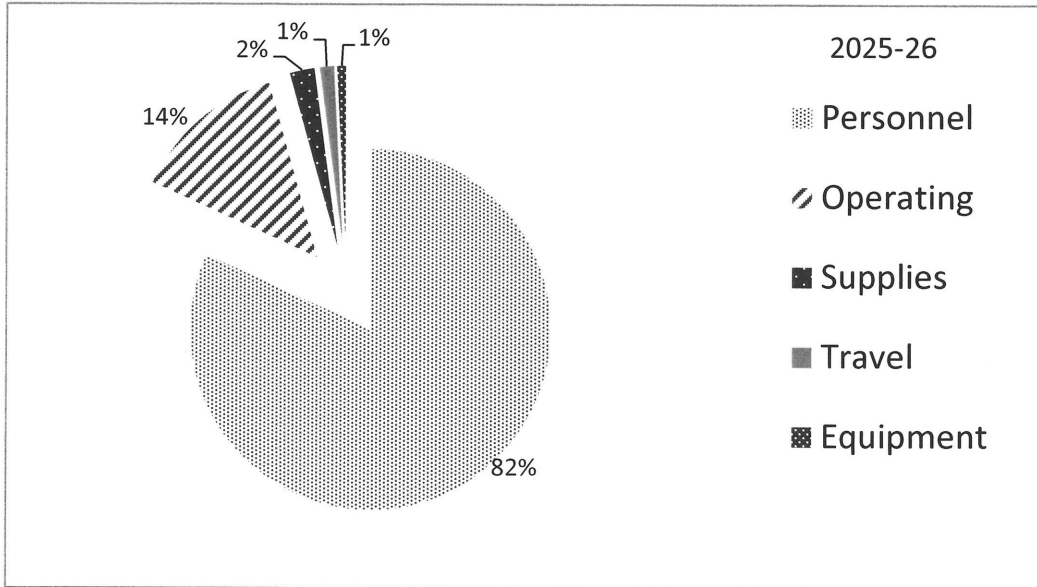
Fund	Budget	April	Projected Year-to-Date	Actual Year-to-Date	%
General Operating					
Revenues	\$74,618,909	\$ 6,389,939	\$ 55,217,993	\$ 61,993,440	83.1%
Expenditures	74,618,909	5,956,184	46,263,724	52,467,915	70.3%
Totals		\$ 433,755	\$ 8,954,269	\$ 9,525,525	
Capital Improvement					
Revenues	\$15,311,532	\$ 545,890		\$ 8,776,282	
Expenditures	15,311,532	1,451,789		17,010,235	
Totals		\$ (905,899)		\$ (8,233,953)	
Accessibility					
Revenues		\$ 222		\$ 790	
Expenditures		-		172,662	
Totals		\$ 222		\$ (171,872)	
Auxiliary					
Revenues		\$ 2,306,553		\$ 18,268,539	
Expenditures		2,754,330		25,681,488	
Totals		\$ (447,777)		\$ (7,412,949)	
Restricted					
Revenues		\$ 964,737		\$ 24,491,443	
Expenditures		492,440		21,471,037	
Totals		\$ 472,297		\$ 3,020,406	
Revenue Bond					
Revenues	\$2,569,911	\$ 502		\$ 2,361,533	
Expenditures	2,569,911	145,419		2,014,205	
Totals		\$ (144,917)		\$ 347,328	
All Funds					
Revenues		\$ 10,207,843		\$ 115,892,027	
Expenditures		10,800,162		118,817,542	
Totals		\$ (592,319)		\$ (2,925,515)	

**Central Community College
General Fund
Revenue Summary
April 30, 2026**



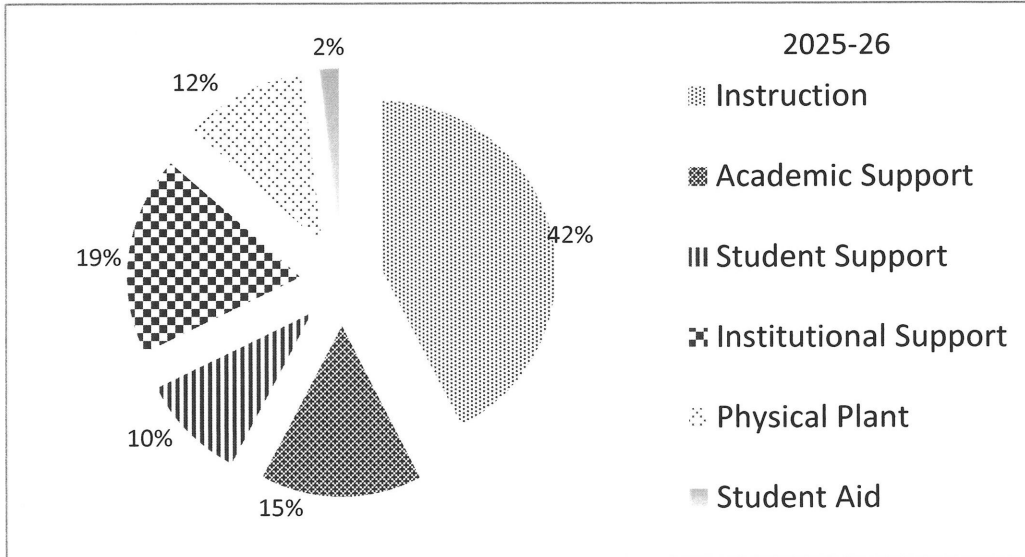
General Operating Fund	Budget	April Actual	Year-to-Date	FY 25/26 %	FY 24/25 %
State Aid	\$ 12,692,123	\$ 1,269,212	\$ 10,992,271	86.61%	86.99%
State CC Future Fund	50,866,769	5,086,677	40,693,416	80.00%	80.00%
Tuition	10,660,017	27,227	10,092,731	94.68%	88.92%
Property Taxes	-	4,680	32,980	0.00%	0.00%
Other	400,000	2,143	182,042	45.51%	43.60%
Subtotal	\$ 74,618,909	\$ 6,389,939	\$ 61,993,440	83.08%	87.65%
Total Operating Revenue	\$ 74,618,909	\$ 6,389,939	\$ 61,993,440	83.08%	87.65%

**Central Community College
General Fund
Expenditure Summary by Type
April 30, 2026**



Type	FY 25/26		FY 24/25	
	Year-to-Date Expenditures	% Budget	Year-to-Date Expenditures	% Budget
Personnel	\$ 42,895,768	77.20%	\$ 41,135,046	77.76%
Operating	7,284,105	46.13%	6,945,877	44.94%
Supplies	1,186,065	73.04%	1,327,659	79.53%
Travel	669,726	80.84%	602,952	73.78%
Equipment	432,251	53.20%	642,525	82.10%
Totals	\$ 52,467,915	70.31%	\$ 50,654,059	70.72%

**Central Community College
General Fund
Expenditure Summary by Function
April 30, 2026**



Function	FY 25/26		FY 24/25	
	Year-to-Date Expenditures	% Budget	Year-to-Date Expenditures	% Budget
Instructional	\$ 22,256,573	68.95%	\$ 22,159,529	69.32%
Academic Support	8,062,502	69.71%	8,132,582	72.78%
Student Support	5,233,507	82.56%	4,698,279	75.59%
Institutional Support	9,891,431	62.50%	9,334,312	64.61%
Physical Plant	6,051,220	83.58%	5,387,038	80.85%
Student Aid	972,682	71.07%	942,319	81.64%
Totals	\$ 52,467,915	70.31%	\$ 50,654,059	70.72%

Central Community College
Investments
April 30, 2026

Fund	Rate	Type	Amount	Maturity
General				
Five Points Bank	2.350%	MM	\$ 3,400,000.00	
Total			\$ 3,400,000.00	
Auxiliary				
Five Points Bank	2.350%	MM	\$ 300,000.00	
Equitable Bank/Grand Island	3.500%	CD	238,618.24	06/03/27
Five Points Bank/Grand Island	2.430%	CD	232,247.17	06/03/27
Bank of the Valley, David City	3.100%	CD	285,226.83	06/11/26
Exchange Bank, Grand Island	2.480%	CD	113,047.57	06/08/26
Clarkson Bank/ Clarkson	1.840%	CD	100,000.00	06/11/26
Bank of the Valley, David City	2.200%	CD	280,845.63	06/11/26
Cornerstone/Aurora	2.290%	CD	115,327.20	04/11/27
Cornerstone/Central City	2.290%	CD	115,327.20	04/11/27
Cornerstone/Columbus	2.290%	CD	115,327.20	04/11/27
Cornerstone/Grand Island	2.290%	CD	115,327.20	04/11/27
Cornerstone/Rising City	2.290%	CD	115,327.20	04/11/27
FirsTier Bank/Elm Creek	2.600%	CD	100,000.00	12/03/27
Total			\$ 2,226,621.44	
Capital Improvement				
Five Points Bank	2.350%	MM	\$ 1,237,910.23	
Nebr Liquid Asset Funds	4.030%	MM	615,140.76	
First National Bank/David City	2.600%	CD	217,488.35	06/17/27
Firstier Bank/Elm Creek	2.500%	CD	150,000.00	06/11/26
Dayspring Bank/Gothenburg	1.600%	CD	113,415.09	11/23/27
Dayspring Bank/Gothenburg	1.700%	CD	116,723.73	11/23/27
Total			\$ 2,450,678.16	
Revenue Bond				
Five Points Bank	2.350%	MM	\$ 1,030,000.00	
Bank of the Valley/Platte Center	2.550%	CD	250,000.00	06/03/27
First Nebaska Bank/Arcadia	2.600%	CD	235,019.77	07/24/27
Clarkson Bank/Clarkson	2.840%	CD	250,000.00	06/11/27
Town & Country Bank/Ravenna	2.380%	CD	293,481.63	11/26/26
TOTAL			\$ 2,058,501.40	
Accessibility Fund				
TOTAL			\$0.00	
TOTAL INVESTMENTS			\$ 10,135,801.00	

Central Community College
County Receipts as of April 30, 2026

County	Balance 7/1/25	2025-26 Levy Amount	Total Receivable	Collections April	Received Year-to-Date	% Received FY 25/26	% Received FY 24/25
Adams	\$ 357,454	\$ 1,118,470	\$ 1,475,924	\$ 38,225	\$ 619,670	41.99%	63.45%
Boone	124,131	491,777	615,908	20,665	278,810	45.27%	57.58%
Buffalo	542,570	1,752,470	2,295,040	61,365	1,012,555	44.12%	65.93%
Butler	166,190	675,273	841,463	28,308	383,543	45.58%	63.18%
Clay	126,111	573,568	699,679	20,389	332,583	47.53%	68.08%
Colfax	163,999	542,618	706,617	20,877	287,878	40.74%	66.99%
Dawson	261,034	950,516	1,211,550	34,397	552,542	45.61%	66.21%
Franklin	68,172	244,012	312,184	6,192	153,702	49.23%	68.25%
Furnas	75,295	282,495	357,790	7,007	161,814	45.23%	62.27%
Gosper	58,764	257,297	316,061	7,640	146,309	46.29%	68.83%
Greeley	70,409	265,483	335,892	5,497	151,159	45.00%	58.12%
Hall	537,300	1,619,842	2,157,142	38,360	825,703	38.28%	65.55%
Hamilton	228,250	792,817	1,021,067	22,152	430,497	42.16%	63.52%
Harlan	79,002	295,014	374,016	9,216	179,581	48.01%	64.33%
Howard	104,301	358,248	462,549	11,963	198,133	42.84%	65.17%
Kearney	138,766	534,481	673,247	17,956	301,050	44.72%	64.58%
Merrick	148,427	476,603	625,030	18,800	274,516	43.92%	63.42%
Nance	75,373	276,268	351,641	10,713	155,213	44.14%	66.13%
Nuckolls	77,354	287,520	364,874	15,752	183,948	50.41%	61.08%
Phelps	156,702	635,535	792,237	17,532	363,983	45.94%	63.26%
Platte	535,037	1,566,727	2,101,764	58,715	887,235	42.21%	60.67%
Polk	131,656	504,142	635,798	15,489	279,190	43.91%	59.18%
Sherman	67,195	262,266	329,461	7,670	146,773	44.55%	64.71%
Valley	80,635	270,577	351,212	6,731	158,944	45.26%	63.94%
Webster	80,365	277,512	357,877	7,676	168,516	47.09%	66.33%
Totals	\$ 4,454,492	\$ 15,311,533	\$ 19,766,025	\$ 509,287	\$ 8,633,847	43.68%	64.05%

CENTRAL COMMUNITY COLLEGE

COMBINED BALANCE SHEET - ALL FUNDS
As of 04/30/2026

FISCAL YEAR FISCAL YEAR
2025-2026 2024-2025

ASSETS

Cash on hand	5,242.50	5,385.00
Cash in banks	30,517,217.36	41,584,479.56
Investments	9,520,660.24	9,323,929.03
Accounts receivable	14,980,589.10	16,862,022.90
Accrued interest receivable	6,938.22	6,411.80
Inventories	163,769.07	170,382.50
Prepaid Expenses	1,838,191.00	1,822,395.00
Due from other funds	0.00	0.00
Total Current Assets	57,032,607.49	69,775,005.79
Land	17,353,476.22	14,997,711.86
Buildings	63,250,725.81	63,250,725.81
Building improvements	146,020,078.67	137,356,972.98
Construction in progress	4,684,997.59	4,694,026.93
Equipment and furniture	25,706,982.66	25,420,016.81
Depreciation	129,685,739.20	121,067,250.82
Total Fixed Assets	127,330,521.75	124,652,203.57
Total Assets	184,363,129.24	194,427,209.36

LIABILITIES AND FUND BALANCE

Accounts payable/current	899,263.25-	122,659.30-
Sales tax payable	737.33	824.92
Accrued payroll & deductions	654,028.97	419,881.68
Accrued vacation	1,824,767.75	1,693,031.72
Accrued interest payable	0.00	0.00
Deposits	123,347.50	117,507.50
Preregistrations	0.00	6,117.05
Contracts payable	0.00	0.00
Revenue bonds payable	0.00	0.00
Agency funds balance	85,298.27	87,467.28
Deferred Revenue	0.00	1,470.47-
Due to other funds	0.00	0.00
Total Liabilities	1,788,916.57	2,200,700.38
Beginning fund balance	185,465,811.99	177,996,158.19
Reserve for encumbrances/ prior year	33,915.62	29,975.52
Current year increase/decrease	2,925,514.94-	14,200,375.27
Total Fund Balances	182,574,212.67	192,226,508.98
Total Liabilities and Fund Balances	184,363,129.24	194,427,209.36

CENTRAL COMMUNITY COLLEGE

COMBINED STATEMENT OF REVENUE AND EXPENDITURES
As of 04/30/2026

	THIS MONTH	YEAR TO DATE	THIS MONTH	YEAR TO DATE
	THIS YEAR	2025-2026	LAST YEAR	2024-2025

REVENUE

State appropriations	6,520,947.16	53,574,899.45	6,142,222.54	56,102,096.96
Local taxes	539,287.26	8,663,846.21	593,095.65	11,379,074.15
Federal funds	119,047.83	16,890,747.75	116,644.43	17,592,984.51
Tuition and fees net of remissions	33,969.91	11,154,579.11	40,321.77	10,059,058.47
Dormitory	0.00	1,221,098.08	0.00	1,292,257.35
Cafeteria	1,611.69-	1,403,727.03	1,248.01-	1,457,628.04
Sale of merchandise	1,117,258.84	10,265,071.59	931,923.18	9,806,595.38
Other income	902,632.73	6,683,520.13	1,890,223.05	8,769,202.60
Bond proceeds	0.00	0.00	0.00	0.00
Interest income	11,504.84	126,435.37	11,237.89	136,034.93
Services	22,179.76	142,462.07	23,711.70	125,550.15
Transfers	942,626.66	5,765,641.24	47,157.00	6,155,124.21
Total Revenue	10,207,843.30	115,892,028.03	9,795,289.20	122,875,606.75

EXPENDITURES

Personal services	5,267,037.29	46,634,141.35	4,546,573.34	44,752,898.53
Operating expenses	4,886,206.71	63,441,972.56	3,891,955.40	56,219,821.82
Supplies and materials	293,574.04	3,941,536.05	297,384.50	3,797,878.13
Travel	111,040.48	711,153.82	165,797.37	733,741.59
Equipment and furniture	242,415.39	4,088,739.19	109,898.06	3,170,891.41
Transfers	0.00	0.00	0.00	0.00
Total expenditures	10,800,273.91	118,817,542.97	9,011,608.67	108,675,231.48
Net Increase/Decrease In Fund Balance	592,430.61-	2,925,514.94-	783,680.53	14,200,375.27

CENTRAL COMMUNITY COLLEGE

GENERAL FUND - BALANCE SHEET
As of 04/30/2026

	FISCAL YEAR 2025-2026	FISCAL YEAR 2024-2025
--	--------------------------	--------------------------

ASSETS

Cash on hand	5,142.50	5,285.00
Cash in banks	28,139,423.84	14,882,033.21
Investments	3,400,000.00	3,400,000.00
Accounts receivable/students	1,695,489.87	12,783,635.42
Accounts receivable - outside agencies	669,159.31	6,033,679.06
Travel advances	0.00	0.00
Accrued interest receivable	3,935.20	3,754.18
Prepaid Expenses	1,838,191.00	1,709,940.00
Due from other funds	0.00	0.00
Total Assets	35,751,341.72	38,818,326.87

LIABILITIES AND FUND BALANCE

Accounts payable/current	1,743,648.90-	1,156,968.72-
Accrued payroll & deductions	654,028.97	419,881.68
Accrued vacation	1,573,437.23	1,453,378.41
Accrued interest payable	0.00	0.00
Deposits	123,347.50	117,507.50
Preregistrations	0.00	6,117.05
Deferred Revenue	0.00	1,470.47-
Due to other funds	0.00	0.00
Total Liabilities	607,164.80	838,445.45
Beginning fund balance/ Unencumbered	25,584,735.90	25,866,435.61
Reserve for prior year encumbrances	33,915.62	29,975.52
Current year increase/decrease	9,525,525.40	12,083,470.29
Total Fund Balance	35,144,176.92	37,979,881.42
Total Liabilities and Fund Balance	35,751,341.72	38,818,326.87

CENTRAL COMMUNITY COLLEGE

GENERAL FUND - STATEMENT OF REVENUE AND EXPENSE
As of 04/30/2026

	THIS MONTH THIS YEAR	YEAR TO DATE 2025-2026	THIS MONTH LAST YEAR	YEAR TO DATE 2024-2025
REVENUE				
State appropriations	6,355,889.16	51,685,687.88	6,107,728.54	49,697,349.90
Local taxes	4,679.58	32,980.23	100,161.24	3,884,264.56
Tuition net of remissions	27,227.04	10,092,730.69	30,324.40	9,020,314.32
Other income	1,527.64-	176,885.83	3,905.24-	152,652.38
Transfers	3,671.24	5,155.79	0.00	21,740.63
Total Revenue	6,389,939.38	61,993,440.42	6,234,308.94	62,776,321.79
EXPENSES				
Personal services	4,816,556.42	42,895,768.11	4,181,010.93	41,135,046.42
Operating expenses	802,488.10	7,284,104.74	558,396.20	6,950,027.19
Supplies and materials	132,743.23	1,186,065.05	149,355.02	1,329,085.21
Travel	102,137.08	669,726.17	112,577.32	636,168.24
Equipment and furniture	102,259.36	432,250.95	13,269.91	642,524.44
Total Expenses	5,956,184.19	52,467,915.02	5,014,609.38	50,692,851.50
Net Increase/Decrease In Fund Balance	433,755.19	9,525,525.40	1,219,699.56	12,083,470.29

CENTRAL COMMUNITY COLLEGE

GENERAL FUND - STATEMENT OF REVENUE AND EXPENSE
As of 04/30/2026

	CURRENT MONTH	2025-2026 YEAR TO DATE	2025-2026 BUDGET	BUDGET REMAINING	REMAINING BUDGET %
REVENUE					
State appropriations	6,355,889.16	51,685,687.88	0.00	51,685,687.88	*****
Local taxes	4,679.58	32,980.23	0.00	32,980.23	*****
Tuition net of remissions	27,227.04	10,092,730.69	0.00	10,092,730.69	*****
Other income	1,527.64-	176,885.83	0.00	176,885.83	*****
Transfers	3,671.24	5,155.79	0.00	5,155.79	*****
Total Revenue	6,389,939.38	61,993,440.42	0.00	61,993,440.42	*****
EXPENSES					
Personal services	4,816,556.42	42,895,768.11	56,215,971.52	13,320,203.41-	23.69-
Operating expenses	802,488.10	7,284,104.74	15,386,130.00	8,102,025.26-	52.66-
Supplies and materials	132,743.23	1,186,065.05	1,623,765.00	437,699.95-	26.96-
Travel	102,137.08	669,726.17	830,494.00	160,767.83-	19.36-
Equipment and furniture	102,259.36	432,250.95	562,549.00	130,298.05-	23.16-
Total Expenses	5,956,184.19	52,467,915.02	74,618,909.52	22,150,994.50-	29.69-
Net Increase/Decrease In Fund Balance	433,755.19	9,525,525.40	74,618,909.52-	84,144,434.92	112.77-

CENTRAL COMMUNITY COLLEGE

GENERAL FUND - STATEMENT OF EXPENDITURES BY OBJECT AND PCS
As of 04/30/2026

	THIS MONTH THIS YEAR	YEAR TO DATE 2025-2026	THIS MONTH LAST YEAR	YEAR TO DATE 2024-2025
EXPENDITURES BY OBJECT				
Personal services	4,816,556.42	42,895,768.11	4,181,010.93	41,135,046.42
Operating expenses	802,488.10	7,284,104.74	558,396.20	6,950,027.19
Supplies and materials	132,743.23	1,186,065.05	149,355.02	1,329,085.21
Travel	102,137.08	669,726.17	112,577.32	636,168.24
Equipment and furniture	102,259.36	432,250.95	13,269.91	642,524.44
Total Expenditures by Object	5,956,184.19	52,467,915.02	5,014,609.38	50,692,851.50
EXPENDITURES BY PCS				
Instruction	2,360,434.07	22,256,573.10	2,200,569.92	22,164,853.43
Academic support	926,302.01	8,062,501.50	805,139.34	8,138,552.97
Student support	622,348.24	5,233,507.15	488,519.42	4,717,278.18
Institutional support	1,192,351.35	9,891,430.85	894,255.76	9,342,332.81
Physical plant support	849,723.77	6,051,220.45	612,998.30	5,387,515.31
Student financial support	5,024.75	972,681.97	13,126.64	942,318.80
Total Expenditures by PCS	5,956,184.19	52,467,915.02	5,014,609.38	50,692,851.50

CENTRAL COMMUNITY COLLEGE

GENERAL FUND - STATEMENT OF EXPENDITURES BY OBJECT AND PCS
As of 04/30/2026

	CURRENT MONTH	2025-2026 YEAR TO DATE	2025-2026 BUDGET	BUDGET REMAINING	REMAINING BUDGET %
EXPENDITURES BY OBJECT					
Personal services	4,816,556.42	42,895,768.11	56,215,971.52	13,320,203.41-	23.69-
Operating expenses	802,488.10	7,284,104.74	15,386,130.00	8,102,025.26-	52.66-
Supplies and materials	132,743.23	1,186,065.05	1,623,765.00	437,699.95-	26.96-
Travel	102,137.08	669,726.17	830,494.00	160,767.83-	19.36-
Equipment and furniture	102,259.36	432,250.95	562,549.00	130,298.05-	23.16-
Total Expenditures by Object	5,956,184.19	52,467,915.02	74,618,909.52	22,150,994.50-	29.69-
EXPENDITURES BY PCS					
Instruction	2,360,434.07	22,256,573.10	33,341,577.52	11,085,004.42-	33.25-
Academic support	926,302.01	8,062,501.50	11,906,942.69	3,844,441.19-	32.29-
Student support	622,348.24	5,233,507.15	6,430,794.74	1,197,287.59-	18.62-
Institutional support	1,192,351.35	9,891,430.85	14,564,904.68	4,673,473.83-	32.09-
Physical plant support	849,723.77	6,051,220.45	7,224,117.89	1,172,897.44-	16.24-
Student financial support	5,024.75	972,681.97	1,150,572.00	177,890.03-	15.46-
Total Expenditures by PCS	5,956,184.19	52,467,915.02	74,618,909.52	22,150,994.50-	29.69-

CENTRAL COMMUNITY COLLEGE

BALANCE SHEET - CAPITAL IMPROVEMENT FUND
As of 04/30/2026

	FISCAL YEAR	FISCAL YEAR
	2025-2026	2024-2025

ASSETS

Cash in banks	11,325,563.62-	8,736,672.96-
Investments	2,450,678.16	2,282,459.31
Accounts receivable	4,489,862.66	3,986,359.00
Accrued interest receivable	481.03	392.99
Prepaid Expenses	0.00	0.00
Due from other funds	0.00	0.00
Total Assets	4,384,541.77-	2,467,461.66-

LIABILITIES AND FUND BALANCE

Accounts payable/current	23,504.35	24,313.45-
Accrued payroll	0.00	0.00
Accrued vacation	0.00	0.00
Accrued interest payable	0.00	0.00
Contracts payable	0.00	0.00
Due to other funds	0.00	0.00
Total Liabilities	23,504.35	24,313.45-
Beginning fund balance/ unencumbered	3,825,906.35	1,130,307.14
Reserve for encumbrances/ prior year	0.00	0.00
Current year increase/decrease	8,233,952.47-	3,573,455.35-
Total Fund Balance	4,408,046.12-	2,443,148.21-
Total Liabilities and Fund Balance	4,384,541.77-	2,467,461.66-

CENTRAL COMMUNITY COLLEGE

CAPITAL IMPROVEMENT FUNDS - STATEMENT OF REVENUE AND EXPENSE
As of 04/30/2026

	THIS MONTH THIS YEAR	YEAR TO DATE 2025-2026	THIS MONTH LAST YEAR	YEAR TO DATE 2024-2025
REVENUE				
Local taxes	534,385.33	8,630,076.38	491,956.69	7,452,063.68
Interest income	11,504.84	115,559.58	11,237.89	124,703.37
Other income	0.00	0.00	0.00	0.00
Transfers	0.00	30,646.47	0.00	0.00
Total Revenue	545,890.17	8,776,282.43	503,194.58	7,576,767.05
EXPENSES				
Personal services	0.00	0.00	0.00	0.00
Operating expenses	1,343,162.08	15,477,827.00	1,504,791.23	11,034,472.98
Supplies and materials	14,789.29	184,768.43	7,895.46	76,006.09
Travel	0.00	0.00	0.00	0.00
Equipment and furniture	93,837.81	1,347,639.47	635.00	39,743.33
Total Expenses	1,451,789.18	17,010,234.90	1,513,321.69	11,150,222.40
Total Increase/Decrease In Fund Balance	905,899.01-	8,233,952.47-	1,010,127.11-	3,573,455.35-

CENTRAL COMMUNITY COLLEGE

ACCESSIBILITY FUND BALANCE SHEET
As of 04/30/2026

	FISCAL YEAR 2025-2026	FISCAL YEAR 2024-2025
--	--------------------------	--------------------------

ASSETS

Cash in banks	15,585,650.84	15,773,770.18
Investments	0.00	0.00
Accounts receivable	677.00	61,223.33
Accrued interest receivable	0.00	0.00
Prepaid Expenses	0.00	0.00
Due from other funds	0.00	0.00
Total Assets	15,586,327.84	15,834,993.51

LIABILITIES AND FUND BALANCE

Accounts payable/current	217,109.17	218,479.17
Due to other funds	0.00	0.00
Total Liabilities	217,109.17	218,479.17
Beginning fund balance/ unencumbered	15,541,091.33	15,643,124.43
Reserve for encumbrances	0.00	0.00
Current year increase/decrease	171,872.66-	26,610.09-
Total Fund Balance	15,369,218.67	15,616,514.34
Total Liabilities and Fund Balance	15,586,327.84	15,834,993.51

CENTRAL COMMUNITY COLLEGE

ACCESSIBILITY FUND - STATEMENT OF REVENUE AND EXPENSE
As of 04/30/2026

	THIS MONTH THIS YEAR	YEAR TO DATE 2025-2026	THIS MONTH LAST YEAR	YEAR TO DATE 2024-2025
REVENUE				
Local taxes	222.35	789.60	977.72	42,745.91
Interest income	0.00	0.00	0.00	0.00
Other income	0.00	0.00	0.00	0.00
Transfers	0.00	0.00	0.00	0.00
Total Revenue	222.35	789.60	977.72	42,745.91
EXPENSES				
Personal services	0.00	0.00	0.00	0.00
Operating expenses	0.00	172,662.26	1,370.00	65,091.86
Supplies and materials	0.00	0.00	0.00	0.00
Travel	0.00	0.00	0.00	0.00
Equipment and furniture	0.00	0.00	0.00	4,264.14
Total Expenses	0.00	172,662.26	1,370.00	69,356.00
Total Increase/Decrease In Fund Balance	222.35	171,872.66-	392.28-	26,610.09-

CENTRAL COMMUNITY COLLEGE

AUXILIARY FUND BALANCE SHEET
As of 04/30/2026

	FISCAL YEAR 2025-2026	FISCAL YEAR 2024-2025
--	--------------------------	--------------------------

ASSETS

Cash on hand	0.00	0.00
Cash in banks	9,552,849.23-	13,062,331.27-
Investments	2,226,621.44	2,183,153.90
Accounts receivable	361,112.66	5,806,753.11
Inventories	163,769.07	170,382.50
Prepaid Expenses	0.00	0.00
Due from other funds	0.00	0.00
Total Assets	6,801,346.06-	4,902,041.76-

LIABILITIES AND FUND BALANCE

Accounts payable/current	593,741.46	757,575.80
Sales tax payable	711.93	845.47
Accrued vacation	165,882.33	156,315.12
Accrued interest payable	0.00	0.00
Accrued payroll	0.00	0.00
Contracts payable	0.00	0.00
Deferred Revenue	0.00	0.00
Due to other funds	0.00	0.00
Total Liabilities	760,335.72	914,736.39
Beginning fund balance/ Unencumbered	148,851.09-	1,103,371.41-
Reserve for encumbrances/ prior year	0.00	0.00
Current year increase/decrease	7,412,830.69-	4,713,406.74-
Total Fund Balance	7,561,681.78-	5,816,778.15-
Total Liabilities and Fund Balance	6,801,346.06-	4,902,041.76-

CENTRAL COMMUNITY COLLEGE

AUXILIARY FUND - STATEMENT OF REVENUE AND EXPENSE
As of 04/30/2026

	THIS MONTH	YEAR TO DATE	THIS MONTH	YEAR TO DATE
	THIS YEAR	2025-2026	LAST YEAR	2024-2025

REVENUE

Dorm operations	0.00	1,221,098.08	0.00	1,292,257.35
Service fund	4,035.71	108,008.09	6,836.47	103,553.94
Tuition and fees	2,707.16	953,840.33	3,160.90	935,190.21
Cafeteria	2,113.26-	1,399,908.61	1,248.01-	1,456,796.08
Sales of merchandise	123,003.53	1,316,008.94	77,563.62	1,343,992.12
Intra-college sales	1,092,162.40	9,701,200.85	918,379.42	9,233,858.44
Services	22,179.76	142,462.07	23,711.70	125,550.15
Other income	138,250.98	2,227,284.17	520,523.70	2,905,132.66
Transfers	926,326.75	1,198,727.82	40,947.00	1,849,685.02
Total Revenue	2,306,553.03	18,268,538.96	1,589,874.80	19,246,015.97

EXPENSES

Personal services	271,574.65	2,413,348.49	216,108.69	2,112,282.56
Operating expenses	2,301,867.11	19,270,463.06	1,546,052.28	18,063,446.43
Supplies	81,865.69	651,937.87	70,933.52	621,806.15
Reuse and resale	58,617.73	1,695,064.82	49,118.09	1,510,834.86
Travel	4,473.10	1,746.01-	11,895.04	14,664.63
Capital outlay	35,931.82	1,652,301.42	48,896.07	1,636,388.08
Scholarships	0.00	0.00	0.00	0.00
Transfers	0.00	0.00	0.00	0.00
Total Expenses	2,754,330.10	25,681,369.65	1,943,003.69	23,959,422.71

Net Increase in Fund
Balance

447,777.07-	7,412,830.69-	353,128.89-	4,713,406.74-
-------------	---------------	-------------	---------------

CENTRAL COMMUNITY COLLEGE

RESTRICTED FUND BALANCE SHEET
As of 04/30/2026

	FISCAL YEAR 2025-2026	FISCAL YEAR 2024-2025
--	--------------------------	--------------------------

ASSETS

Cash on Hand	100.00	100.00
Cash in banks	876,253.60	25,285,652.66
Accounts receivable	2,303,590.82	14,261,452.16-
Prepaid expenses	0.00	0.00
Due from other funds	0.00	0.00
Total Assets	3,179,944.42	11,024,300.50

LIABILITIES AND FUND BALANCE

Accounts payable/current	47,231.25-	20,891.08
Accrued payroll	0.00	0.00
Accrued vacation	85,448.19	83,338.19
Deferred Revenue	5,460,696.78-	2,650,688.94-
Due to other funds	0.00	0.00
Total Liabilities	5,422,479.84-	2,546,459.67-
Beginning fund balance/ unencumbered	5,582,017.95	3,505,492.46
Reserve for encumbrances/ prior year	0.00	0.00
Current year increase/decrease	3,020,406.31	10,065,267.71
Total Fund Balance	8,602,424.26	13,570,760.17
Total Liabilities and Fund Balance	3,179,944.42	11,024,300.50

CENTRAL COMMUNITY COLLEGE

RESTRICTED FUND - STATEMENT OF REVENUE AND EXPENSE
As of 04/30/2026

	THIS MONTH THIS YEAR	YEAR TO DATE 2025-2026	THIS MONTH LAST YEAR	YEAR TO DATE 2024-2025
REVENUE				
State funds	165,058.00	1,883,969.57	34,494.00	6,406,811.06
Federal funds	118,909.83	16,890,609.75	116,644.43	17,590,824.51
Other income	668,140.30	3,501,132.59	1,309,584.73	4,860,275.52
Transfers	12,628.67	2,215,731.24	6,210.00	3,045,698.56
Total Revenue	964,736.80	24,491,443.15	1,466,933.16	31,903,609.65
EXPENSES				
Personal services	178,906.22	1,325,024.75	149,453.72	1,505,569.55
Operating expenses	293,749.64	19,260,784.05	257,285.07	19,197,620.59
Supplies and materials	4,967.90	194,576.08	10,714.09	217,131.66
Travel	4,430.30	43,173.66	41,325.01	82,908.72
Equipment and furniture	10,386.40	647,478.30	47,097.08	835,111.42
Transfers	0.00	0.00	0.00	0.00
Total Expenses	492,440.46	21,471,036.84	505,874.97	21,838,341.94
Net Increase/Decrease In Fund Balance	472,296.34	3,020,406.31	961,058.19	10,065,267.71

CENTRAL COMMUNITY COLLEGE

REVENUE BOND FUND BALANCE SHEET
As of 04/30/2026

	FISCAL YEAR 2025-2026	FISCAL YEAR 2024-2025
--	--------------------------	--------------------------

ASSETS

Cash in banks	6,091,619.22	6,765,741.59
Investments	2,058,501.40	2,047,039.33
Accounts receivable	0.00	199,759.89-
Accrued interest receivable	2,521.99	2,264.63
Unamortized bond expense	0.00	0.00
Prepaid Expenses	0.00	0.00
Due from other funds	0.00	0.00
Total Assets	8,152,642.61	8,615,285.66

LIABILITIES AND FUND BALANCE

Accounts payable current	55,035.10	60,664.82
Accrued interest payable	0.00	0.00
Accrued payroll	0.00	0.00
Accrued vacation	0.00	0.00
Due to other funds	0.00	0.00
Revenue bonds payable	0.00	0.00
Total Liabilities	55,035.10	60,664.82
Beginning fund balance/ unencumbered	7,750,389.80	8,189,511.39
Reserve for encumbrances/ prior year	0.00	0.00
Current year increase/decrease	347,217.71	365,109.45
Total Fund Balance	8,097,607.51	8,554,620.84
Total Liabilities and Fund Balance	8,152,642.61	8,615,285.66

CENTRAL COMMUNITY COLLEGE

REVENUE BOND FUND - STATEMENT OF REVENUE AND EXPENSE
As of 04/30/2026

	THIS MONTH THIS YEAR	YEAR TO DATE 2025-2026	THIS MONTH LAST YEAR	YEAR TO DATE 2024-2025
REVENUE				
Interest income	0.00	8,489.17	0.00	8,944.94
Cafeteria	501.57	3,818.42	0.00	831.96
Bookstore	0.00	33,845.96	0.00	82,369.48
Dorm operations	0.00	0.00	0.00	0.00
Other income	0.00	0.00	0.00	0.00
Student fees	0.00	0.00	0.00	0.00
Bond proceeds	0.00	0.00	0.00	0.00
Transfers	0.00	2,315,379.92	0.00	1,238,000.00
Total Revenue	501.57	2,361,533.47	0.00	1,330,146.38
EXPENSES				
Personal services	0.00	0.00	0.00	0.00
Operating expenses	144,828.96	1,976,012.09	24,060.62	909,162.77
Supplies and materials	590.20	29,123.80	9,368.32	43,014.16
Travel	0.00	0.00	0.00	0.00
Equipment and furniture	0.00	9,069.05	0.00	12,860.00
Transfers	0.00	0.00	0.00	0.00
Total Expenses	145,419.16	2,014,204.94	33,428.94	965,036.93
Net Increase/Decrease In Fund Balance	144,917.59-	347,328.53	33,428.94-	365,109.45

CENTRAL COMMUNITY COLLEGE

AGENCY FUND BALANCE SHEET

As of 04/30/2026

	FISCAL YEAR 2025-2026	FISCAL YEAR 2024-2025
--	--------------------------	--------------------------

ASSETS

Cash in banks	3,670.11	2,813.62
Due from other funds	0.00	0.00
Total Assets	3,670.11	2,813.62

LIABILITIES

Accounts payable	0.00	540.00
Due to other funds	0.00	0.00
Balances in activities accounts	85,298.27	87,467.28
Increase/decrease in fund assets	81,628.16-	85,193.66-
Total Liabilities	3,670.11	2,813.62

CENTRAL COMMUNITY COLLEGE

PLANT FUND BALANCE SHEET
As of 04/30/2026

	FISCAL YEAR 2025-2026	FISCAL YEAR 2024-2025
--	--------------------------	--------------------------

ASSETS

Unamortized bond expense	0.00	112,455.00
Land	2,115,576.99	2,115,576.99
Land improvements	15,237,899.23	12,882,134.87
Buildings	63,250,725.81	63,250,725.81
Building improvements	146,020,078.67	137,356,972.98
Construction in progress	4,684,997.59	4,694,026.93
Equipment and furniture	25,706,982.66	25,420,016.81
Depreciation	129,685,739.20-	121,067,250.82-
Due from other funds	0.00	0.00
 Total Assets	 127,330,521.75	 124,764,658.57

LIABILITIES AND FUND BALANCE

Leaseholds payable	0.00	0.00
Land contract payable	0.00	0.00
Accrued interest payable	0.00	0.00
Due to other funds	0.00	0.00
Revenue bonds payable	0.00	0.00
 Total Liabilities	 0.00	 0.00
 Fund balance	 127,330,521.75	 124,764,658.57
 Total Liabilities and Fund Balance	 127,330,521.75	 124,764,658.57

CENTRAL COMMUNITY COLLEGE
ADMINISTRATION INTERIOR UPDATE
COLUMBUS CAMPUS

The work consists of updating interior finishes at the administration building on the Columbus campus. Work includes removal of office systems and floor finishes, prep of concrete slab including removal of adhesive as required for new flooring. Additional work includes protection of existing equipment and furniture and painting throughout.

The college received three bids for this project. They are as follows:

B-D Construction, Inc Columbus, NE	\$212,000.00
Bierman Contracting Columbus, NE	\$237,000.00
Sampson Construction Lincoln, NE	\$312,585.00

The amount of \$195,000 was budgeted for this project as part of FY 25-26 Capital. The amount of \$145,000 was budgeted for this project as part of FY 26-27.

The College President recommends acceptance of the low acceptable bid from B-D construction to provide all labor and material to update the interior of the administration building on the Columbus campus.

CENTRAL COMMUNITY COLLEGE

HALL PLAZA REPLACEMENT

HASTINGS CAMPUS

The work consists of removal and replacement of concrete entrance plaza at the Hall Student Union. Work includes removal of concrete slabs and footings at entrance plaza and adjacent monument sign and replacing with new concrete flat work, precast stairs, stainless steel handrails, new monument sign and associated grading, landscaping, and electrical work. Alternate bid for removing concrete at seating area and replacing with prefabricated aluminum trellis system and new outdoor furniture which is in the cost below.

The college received four bids for this project but one was non-responsive. They are as follows:

Carmichael Construction Hastings, NE	\$443,000.00
DTC Kearney, NE	\$462,100.00
RMV Construction Kearney, NE	\$503,200.00
Arrowhead Construction Seward, NE	\$

The amount of \$150,000 will come out of ADA reserve funds. The amount of \$350,000 was budgeted for this project as part of FY 25-26 Rev bond.

The College President recommends acceptance of the low acceptable bid from Carmichael Construction to provide all labor and material to replace the Plaza on the Hastings campus.



Central Community College maximizes student and community success

May 21, 2026

NIRMA
8040 Eiger Dr
PO Box 85210
Lincoln, NE 68501

Dear NIRMA –

Please note that Ronald Golka will be the Central Community College representative of the Nebraska Community College Insurance Trust, effective immediately.

Ron can be reached at ronaldgolka@cccneb.edu or 308-398-7345.

Thank you,

Roger Davis
Central Community College Board Vice Chair

College Administration 3134 W Highway 34 PO Box 4903 Grand Island, NE 68802 (308) 398-4222	Columbus 4500 63rd St. PO Box 1027 Columbus, NE 68602 (402) 564-7132	Grand Island 3134 W Highway 34 PO Box 4903 Grand Island, NE 68802 (308) 398-4222	Hastings 550 S Technical Blvd PO Box 1024 Hastings, NE 68902 (402) 463-9811	Holdrege 1308 2nd St. PO Box 856 Holdrege, NE 68949 (308) 995-8133	Kearney 1215 30th Ave. PO Box 310 Kearney, NE 68848 (308) 338-4000	Lexington 1501 Plum Creek Pkwy. PO Box 827 Lexington, NE 68850 (308) 324-8480	Ord 1514 K St. Ord, NE 68862 (308) 728-3299
---	---	---	--	---	---	--	---

Central Community College is an affirmative action/equal opportunity institution.

Toll-free, all locations: 1-877-222-0780 • www.cccneb.edu

Central Community College's 25/26 Program Review for
continuation of programs to Nebraska's Coordinating
Commission for Post-Secondary Education (CCPE)

Board Work Session, May 21, 2026

Presented by:

Drs. Candace Walton, Pam Bales, Sarah Kort & Nate Allen

In addition to CCC's Annual review, each program must be reviewed by the Commission at least every 7 years.

Information Required from the Institution by the Commission
Evidence of:

- An established program review process that evaluates the program,
- the need for the program in the state of Nebraska and at the institution,
- the demand for the program by students,
- efficiency of the program, and
- justification if the program is below CCPE minimum performance standards.

Performance Thresholds Provided by CCPE:

- **Number of Degrees/Awards in this Program (the mean of the prior 5 years) is 10 degrees/awards** for less than two years and associate programs.
- All credit hours produced at the associate level and below in programs which utilize contact hours that are converted to credit hours for purposes of determining full-time equivalency pursuant to Section 79-2637 (R.R.S.) **Student Credit Hours/Faculty FTE (the mean of the prior 5 years) should be 275 or above**

HEAVY EQUIPMENT OPERATOR (HEOT)

		'20-21	'21-22	'22-23	'23-24	'24-25	5 yr avg
Student Credit Hours (SCH)		326	455	429	137	496	368.60
Faculty Full-time Equivalency (FTE)		1.47	1.47	1.91	1.60	1.72	1.63
SCH/Faculty FTE		221.77	309.52	224.61	85.63	288.37	226.13
Number of Degrees and Awards	AAS	2	2	5	1	1	2.2
	Diploma	8	13	12	4	13	10.0
	Certificate						
	Total Awards	10	15	17	5	14	12.2

HEAVY EQUIPMENT OPERATOR (HEOT)

BELOW STUDENT CREDIT HOUR/FULL-TIME EQUIVALENCY FACULTY JUSTIFICATION

Program meets a unique need in the region, state, or nation:

- One full-time instructor teaches first-year; shared program director supports second-year students.
- The FTEF is the same with or without second-year students.
- Industry feedback and scholarships indicates graduates have desired knowledge and skills.
- CCC offers Nebraska's only Heavy Equipment Operator program.

MEDICAL ASSISTING (MEDA)

		'20-21	'21-22	'22-23	'23-24	'24-25	5 yr avg
Student Credit Hours (SCH)		702	532	440	474	401	509.80
Faculty Full-time Equivalency (FTE)		1.96	2.45	2.23	2.28	1.68	2.12
SCH/Faculty FTE		358.16	217.14	194.31	207.89	238.69	240.47
Number of Degrees and Awards	AAS	15	14	7	5	10	10.2
	Diploma	0	0	0	0	8	1.6
	Certificate	14	7	15	7	5	9.6
	Total Awards	29	21	22	12	23	21.4

MEDICAL ASSISTING (MEDA)

BELOW STUDENT CREDIT HOUR/FULL-TIME EQUIVALENCY FACULTY JUSTIFICATION

Program is critical to the role and mission of the institution:

- Program delivers accessible, high-quality education for working, non-traditional healthcare students. Hybrid cohort model enrolls 16 students annually across three semesters.
- Stackable credential pathways (certificate, diploma, and AAS) supports both entry into and advancement within the healthcare field.
- Five-year outcomes shows 107 credentials; 95.3% employed or continuing education.
- Below CCPE threshold for FTEF due to hands-on lab smaller groups (1:8 ratio) for safety and competency.

NURSING (NURS)

		'20-21	'21-22	'22-23	'23-24	'24-25	5 yr avg
Student Credit Hours (SCH)		2956	3253	2212	2842	3409	2934.40
Faculty Full-time Equivalency (FTE)		28.43	19.55	18.74	20.28	18.72	21.14
SCH/Faculty FTE		103.97	166.39	118.04	140.14	182.10	138.81
Number of Degrees and Awards	ADN	55	79	46	60	66	61.20
	LPN	70	52	50	74	95	68.20
	Certificate						
	Total Awards	125	131	96	134	161	129.40

NURSING (NURS)

BELOW STUDENT CREDIT HOUR/FULL-TIME EQUIVALENCY FACULTY JUSTIFICATION

Program meets a unique need in the region, state, or nation :

- Nursing program serves as workforce pipeline for regional communities. CCC places 134 nurses locally versus 58 from nearest program.
- Meets the CCPE threshold for credentials awarded but does not meet the CCPE threshold for FTEF due to State Board of Nursing requirements for smaller clinical groups (8-10 students).
- Dedicated classroom supports expansion at UNMC Rural Health Education Center in Kearney.
- Enrollment at Kearney increases from 30 to 40 students beginning in Fall 2026.

PARAMEDICINE (PARM)

		'20-21	'21-22	'22-23	'23-24	'24-25	5 yr avg
Student Credit Hours (SCH)		282	360	439	637	473	438.20
Faculty Full-time Equivalency (FTE)		.93	1.03	1.06	1.44	1.81	1.25
SCH/Faculty FTE		303.23	349.51	414.15	442.36	261.33	350.56
Number of Degrees and Awards	AAS	8	4	5	6	6	5.8
	Diploma	9	4	5	6	4	5.6
	Certificate	8	4	8	9	8	7.4
	Total Awards	25	12	18	21	18	18.8

PARAMEDICINE (PARM)
NO JUSTIFICATION REQUIRED

PHARMACY TECHNICIAN (PHRM)

		'20-21	'21-22	'22-23	'23-24	'24-25	5 yr avg
Student Credit Hours (SCH)		122	184	56	179	172	142.60
Faculty Full-time Equivalency (FTE)		1.37	1.36	1.42	1.13	1.26	1.31
SCH/Faculty FTE		89.05	135.29	39.44	158.41	136.51	108.85
Number of Degrees and Awards	AAS	5	1	3	2	4	3.0
	Diploma	7	1	6	1	6	4.2
	Certificate	0	0	0	0	13	2.6
	Total Awards	12	2	9	3	23	9.8

PHARMACY TECHNICIAN (PHRM)

BELOW STUDENT CREDIT HOUR/FULL-TIME EQUIVALENCY FACULTY JUSTIFICATION

Program is critical to the role and mission of the institution:

- Program supports workforce entry in high-demand healthcare field. It serves part-time, working, and non-traditional students with flexible options.
- Students gain technical and operational pharmacy skills supporting patient care.
- Stackable credentials (certificate, diploma, and AAS) support immediate employment and long-term advancement.

PHARMACY TECHNICIAN (PHRM)

BELOW STUDENT CREDIT HOUR/FULL-TIME EQUIVALENCY FACULTY JUSTIFICATION

Program provides unique access to an underserved population or geographical area:

- Program reduces barriers for place-bound and non-traditional students
- Supports workforce sustainability in rural healthcare systems. Local employers rely on trained pharmacy technician pipeline.
- Five-year average is 9.8 total awards annually, with the most recent year (24–25) showing significant increase to 23 total awards, which is attributed to the addition of industry-aligned certificates in Retail Pharmacy and Sterile Compounding.

TRUCK DRIVING (TRUK)

		'20-21	'21-22	'22-23	'23-24	'24-25	5 yr avg
Student Credit Hours (SCH)		535	740	780	611	721	677.40
Faculty Full-time Equivalency (FTE)		1.5	1.5	1.0	1.0	1.0	1.2
SCH/Faculty FTE		356.67	493.33	780	611	721	564.50
Number of Degrees and Awards	AAS						
	Diploma						
	Certificate	39	63	64	49	46	52.2
	Total Awards	39	63	64	49	46	52.2

TRUCK DRIVING

NO JUSTIFICATION REQUIRED

Questions?

Central Community College
College President Recommendation to Board
May 21, 2026

Presenter Dr. Candace Walton

As part of Nebraska's Coordinating Commission for Postsecondary Education's required 7-year program review cycle, the College President recommends to Central Community College's Board of Governors continuation of Central Community College's Heavy Equipment Operator (HEOT), Medical Assisting (MEDA), Nursing (NURS), Paramedicine (PARM), Pharmacy Technician (PHRM), and Truck Driving (TRUK) programs.

**Coordinating Commission for Postsecondary Education
Review of Existing Instructional Programs**

Institution: Central Community College **Program:** Heavy Equipment Operator

I certify the following:

- the information provided regarding this program is accurate
- the above-named institution has in place a procedure for reviewing instructional programs
- such review took place and was presented to the institution’s governing board on **May 21, 2026**
- the governing board’s action was: **Approved - pending**

Signed: _____
(Chief Academic Officer or designated representative)

(Date)

Evidence of Demand and Efficiency

		20-21	21-22	22-23	23-24	24-25	5 yr avg*
Student Credit Hours (SCH)		326	455	429	137	496	368.60
Faculty Full-time Equivalency (FTE)		1.47	1.47	1.91	1.60	1.72	1.63
SCH/Faculty FTE		221.77	309.52	224.61	85.63	288.37	226.13
Number of Degrees and Awards <i>(list degrees/awards separately)</i>	AAS	2	2	5	1	1	2.2
	Diploma	8	13	12	4	13	10.0
	Certificate						
	Total Awards	10	15	17	5	14	12.2

*By term analysis combined to conduct an annual review. Numbers reported reflect 3 negotiated contract periods (FA17-SU20, FA20-SU22, FA22-SU25). Numbers for 22-23 and 23-24 FTE reflect updated tracking method for part-time instructors.

Evidence of Need (provide a detailed explanation below or attach documentation)

Justification if the program is below either of the CCPE thresholds—complete page 2

For CCPE use: reviewer/date

Justification if the program is below CCPE thresholds—check one or more boxes and provide a detailed explanation or attach a document

Program is critical to the role and mission of the institution (detailed explanation).

Program contains courses supporting general education or other programs (detailed explanation).

Interdisciplinary program (providing the program meets the requirements set in the existing policy for interdisciplinary programs) (explain).

Student or employer demand, or demand for intellectual property is high and external funding would be jeopardized by discontinuing the program (explain).

Program provides unique access to an underserved population or geographical area (explain).

Program meets a unique need in the region, state, or nation (explain).

The program has one full-time instructor and a program director shared with Truck Driving. The full-time instructors work primarily with first-year students, and the director works with second-year students when we have second-year students. The FTEF is the same whether we have both first and second-year students or only first-year students. Industry feedback through advisory committee meetings and scholarship support for students suggests we are graduating students with desired knowledge and skills.

CCC's program is the only Heavy Equipment Operator program in Nebraska.

Program is newly approved within the last five years (no additional justification needed).

Other (detailed explanation).



Heavy Equipment Operator

Coordinating Commission Seven-Year Review 2026

Information in this report reviewed and recommended to cabinet:

Central Community College Educational Services, 04/23/2026

Recommended continuation of programs without monitoring:

Central Community College College Cabinet, 05/07/2026

Central Community College Board of Governors, 05/21/2026-PENDING

Matt McCann - Program Director
Jason Baker - Program Instructor
Andrew Rayburn - Program Trainer

Alison Feeney - Associate Dean of Instruction, Career & Technical Sciences
Dr. Nate Allen - Dean of Instruction, Career & Technical Sciences
Dr. Christopher Waddle - Division Vice President, Career & Technical Sciences

Heavy Equipment Operator Program

Program Review Summary – Dr. Nate Allen

The Heavy Equipment Operator Technician (HEOT) program has been in existence for nine years. The program was originally designed to be a one-year program with students earning a diploma. To provide students with the opportunity to earn an associate degree, a second year of the program was developed and added with industry input. While many students choose the one-year diploma as their initial educational goal, we are encouraging more students to complete the second year of the program to earn an Associate of Applied Science (AAS) degree in HEOT. Unlike other technical programs at Central Community College, there are no certificates awarded in HEOT.

The HEOT program has typically maintained 15 or more full-time students in the fall semester many of which are new students beginning the diploma program. In the fall of 2023, only five new students started the program which led to a lower than usual number of registered student credits. With one full-time instructor and a full-time program director shared with the Truck Driving program, the full-time faculty equivalency remains the same each year resulting in a low ratio of student credit hours to full-time equivalent faculty. With years such as 2021-2022, the ratio reached nearly 310 credits per FTEF. While the five-year average of student credit hours to full-time equivalent faculty is below 275, student enrollment in both the first and the second year of the program is important to the success of the program given we are limited by the amount of equipment and maintaining a 1:1 ratio of students to equipment in providing ample hands-on learning expected by industry.

The faculty and program director in HEOT continue to work with the Purchasing department to explore alternative ways to lease equipment to allow budgeted funds to extend further. Leasing additional equipment without the need for additional funding is desired to support enrollment growth. Industry feedback through employer surveys, program visits, and program advisory committee meetings demonstrates the program is effectively preparing students. Employers regularly share that students are well prepared for industry with hands-on learning gained through the program. Industry support is highlighted by the industry funding provided annually through scholarships from multiple associations and individual contributions.

While the program falls below the ratio of 275 for student credits to full-time equivalent faculty, the program meets the threshold for awards earned annually; we recommend continuation of the program.

Program: Heavy Equipment Operator

I. College Mission: Central Community College maximizes student and community success.

II. College Vision:

CCC's vision is to be a leader through measuring:

- Student success in reaching their educational goals through a quality education led by dedicated faculty and staff, resulting in career opportunities, credit transfers, continued education, and a positive return on investment for students and the community.
- Preparation of a skilled workforce through expanded work-based learning partnerships and entrepreneurship opportunities, while utilizing modern facilities, technologies, and alumni engagement.
- Partnerships with public and private entities to develop innovative solutions that address the evolving needs of current and future residents and our communities.

III. Program Mission Statement:

The program provides NCCER accredited, hands-on training with industry standard equipment and simulators, guided by industry partners to ensure a safe and effective learning environment. It prepares graduates for entry level heavy equipment operation roles by developing both technical skills and comprehensive jobsite knowledge, enabling success in various work situations.

IV. Program Vision Statement:

The program prepares skilled heavy equipment operators through hands-on, NCCER-accredited training at a primary site offering degree and diploma pathways. Using industry-standard equipment and leading simulator technology, the program provides a safe, professional learning environment and continuously improves through guidance from industry partners.

Labor Market Data

Labor market data is provided by Lightcast, which shows which jobs, skills, and education are in demand in CCC's service area, Nebraska, and nationally. It pulls information from official government sources such as the US Census Bureau, Bureau of Economic Analysis, and Bureau of Labor Statistics, and is enriched with data from online social profiles, resumes, and job postings to provide a complete view of the workforce.

Report Parameters: 2026 to 2031 Forecast

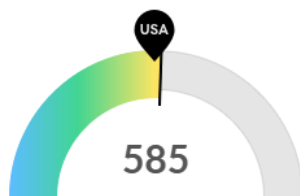
Lightcast Q4 2025 Data Set

HEOT Occupations:

SOC Code	SOC Title	SOC Definition
47-2071	Paving, Surfacing, and Tamping Equipment Operators	Operate equipment used for applying concrete, asphalt, or other materials to road beds, parking lots, or airport runways and taxiways or for tamping gravel, dirt, or other materials. Includes concrete and asphalt paving machine operators, form tampers, tamping machine operators, and stone spreader operators.
47-2073	Operating Engineers and Other Construction Equipment Operators	Operate one or several types of power construction equipment, such as motor graders, bulldozers, scrapers, compressors, pumps, derricks, shovels, tractors, or front-end loaders to excavate, move, and grade earth, erect structures, or pour concrete or other hard surface pavement. May repair and maintain equipment in addition to other duties. Excludes "Extraction Workers" (47-5000) and "Crane and Tower Operators" (53-7021).

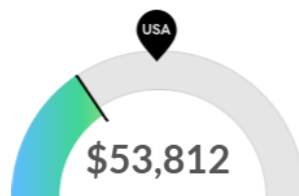
Job Demand Summary

Light Job Posting Demand Over an Average Supply of Regional Jobs



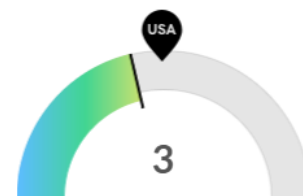
Jobs (2026)

Your area is about average for this kind of job. The national average for an area this size is 565* employees, while there are 585 here.



Compensation

Earnings are low in your area. The national median salary for your occupations is \$57,844, compared to \$53,812 here.



Job Posting Demand

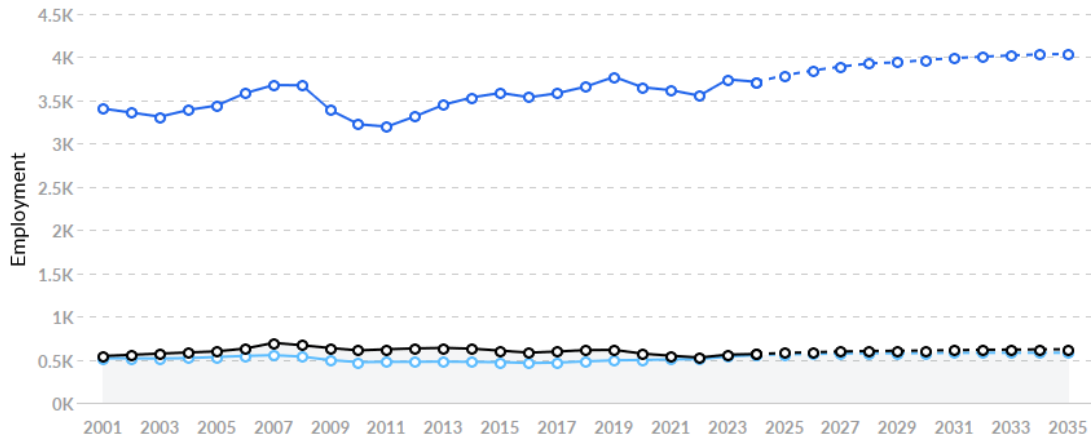
Job posting activity is low in your area. The national average for an area this size is 4* job postings/mo, while there are 3 here.

*National average values are derived by taking the national value for your occupations and scaling it down to account for the difference in overall workforce size between the nation and your area. In other words, the values represent the national average adjusted for region size.

Jobs Forecast

Regional Employment Is About Equal to the National Average

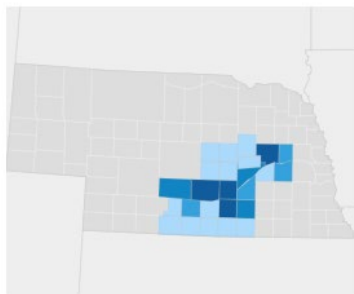
An average area of this size typically has 565* jobs, while there are 585 here.



Region	2026 Jobs	2031 Jobs	Change	% Change
● CCC Service Area	585	609	25	4.3%
● National Average	565	577	11	2.0%
● Nebraska	3,847	3,990	143	3.7%

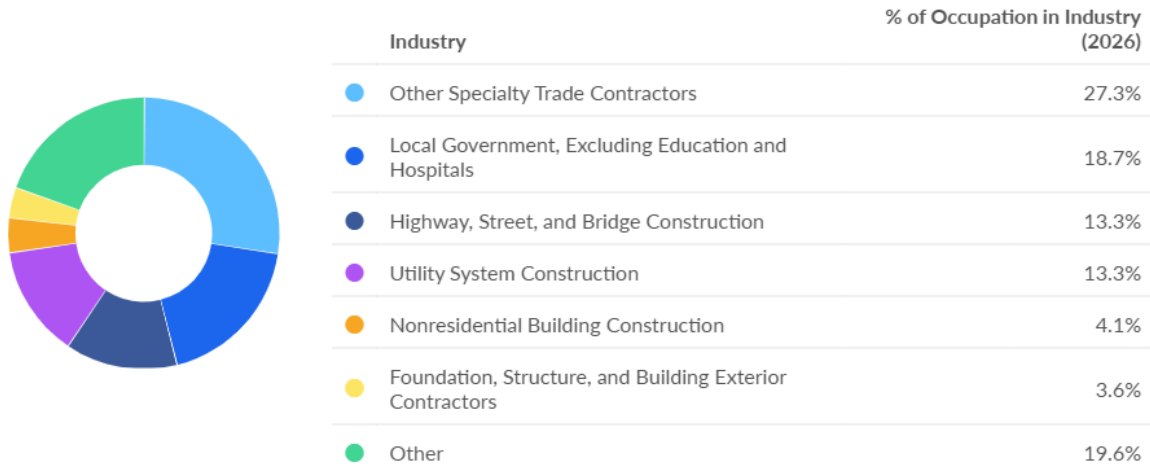
*National average values are derived by taking the national value for your occupations and scaling it down to account for the difference in overall workforce size between the nation and your area. In other words, the values represent the national average adjusted for region size.

Regional Breakdown



County	2026 Jobs
Platte County, NE	90
Hall County, NE	88
Adams County, NE	87
Buffalo County, NE	74
Dawson County, NE	35

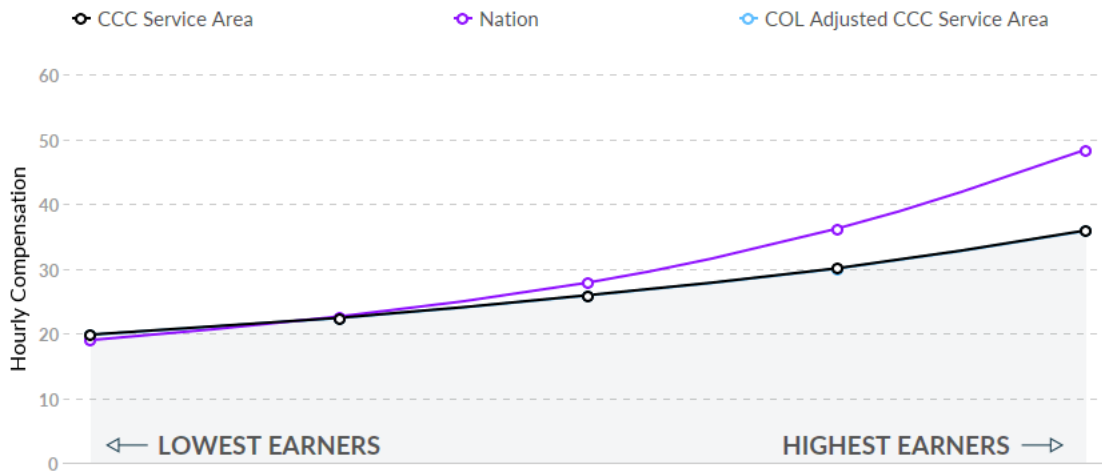
Most Jobs are Found in the Other Specialty Trade Contractors Industry Sector



Compensation

Regional Compensation Is 7% Lower Than National Compensation

For your occupations, the 2024 median wage in your area is \$25.87/hr, while the national median wage is \$27.81/hr.



Job Posting Activity



37 Unique Job Postings

The number of unique postings for this job over the last 12 months.



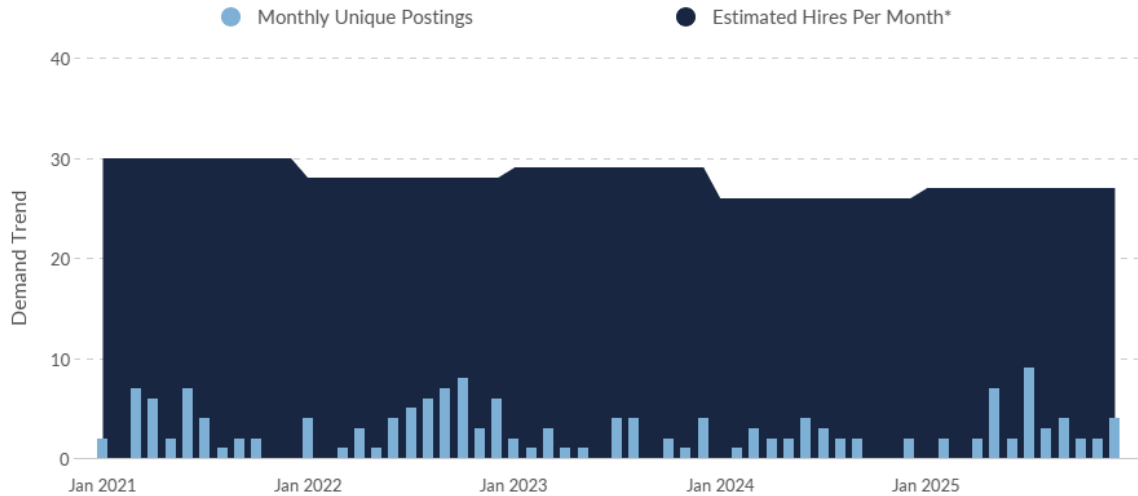
20 Employers Competing

All employers in the region who posted for this job over the last 12 months.



33 Day Median Duration

Posting duration is 10 days longer than what's typical in the region.



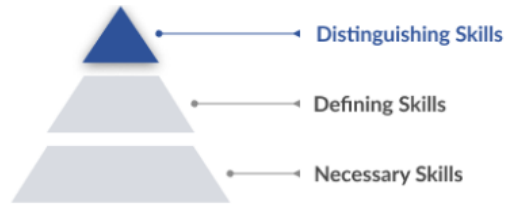
Occupation	Avg Monthly Postings (Jan 2025 - Dec 2025)	Avg Monthly Hires (Jan 2025 - Dec 2025)
Operating Engineers and Other Construction Equipment Operators	3	26
Paving, Surfacing, and Tamping Equipment Operators	0	0

*A hire is reported by the Quarterly Workforce Indicators when an individual's Social Security Number appears on a company's payroll and was not there the quarter before. Lightcast hires are calculated using a combination of Lightcast jobs data, information on separation rates from the Bureau of Labor Statistics (BLS), and industry-based hires data from the Census Bureau.

Top Companies	Unique Postings	Top Job Titles	Unique Postings
Alter Trading	4	Heavy Equipment Operators	10
Adams County	3	Motor Grader Operators	6
Advance Services	2	Equipment Operators	5
City Of Hastings	2	Light Equipment Operators	4
Gary Smith Construction	2	Asphalt Roller Operators	2
Push [Montreal]	2	Servers/Utilities	2
Waste Connections	2	Bulk Loaders	1
Werner Construction	2	Civil Superintendents	1
Allcom Global Services	1	Construction Operators	1
Cliffs Natural Resources	1	Lead Equipment Operators	1

Top Distinguishing Skills By Demand

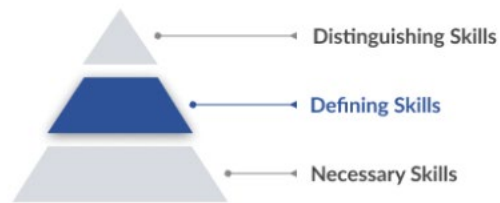
An occupation's Distinguishing Skills are the advanced skills that are called for occasionally. An employee with these skills is likely more specialized and able to differentiate themselves from others in the same role.



Skill	Salary Boosting	Job Postings Requesting	Projected Growth	Growth Relative to Market
Skid Steer Loaders	✘	5	+5.3%	Stable

Top Defining Skills By Demand

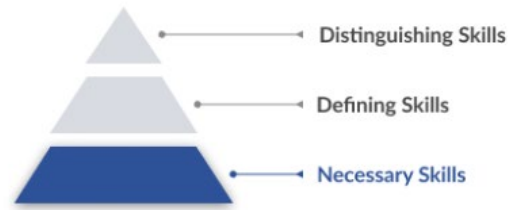
An occupation's Defining Skills represent the day-to-day tasks and responsibilities of the job. An employee needs these skills to qualify for and perform successfully in this occupation.



Skill	Salary Boosting	Job Postings Requesting	Projected Growth	Growth Relative to Market
Heavy Equipment	✘	15	+11.3%	Growing
Backhoes	✘	10	+6.9%	Stable
Construction	✔	8	+10.5%	Growing
Front End Loaders	✘	5	+17.5%	Growing
Valid Driver's License	✘	4	+7.5%	Stable
Paving	✘	2	+10.4%	Growing
Asphalt Paving	✘	0	+7.0%	Stable
Oil and Gas	✘	0	0.0%	
Dozer	✘	0	+9.7%	Growing

Top Necessary Skills By Demand

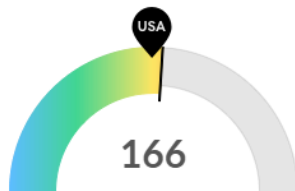
An occupation's Necessary Skills are the specialized skills required for that job and relevant across other similar jobs. An employee needs these skills as building blocks to perform the more complex Defining Skills.



Skill	Salary Boosting	Job Postings Requesting	Projected Growth	Growth Relative to Market
Machinery	✘	13	+8.0%	Stable
Commercial Driver's License (CDL)	✘	9	+4.4%	Lagging
Safety Standards	✘	8	+5.9%	Stable
Forklift Truck	✘	7	+5.5%	Stable
CDL Class A License	✘	6	+5.5%	Stable
Hand Tools	✘	5	+6.2%	Stable
Equipment Inspection	✘	4	+19.0%	Growing
Excavation	✘	3	+12.3%	Growing
Equipment Operation	✘	2	+11.1%	Growing
Traffic Control	✘	2	+11.3%	Growing

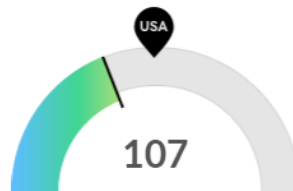
Occupation Demographics

Retirement Risk Is About Average, While Overall Diversity Is Low



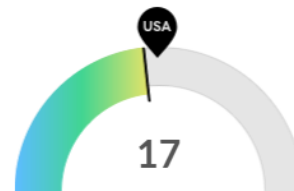
Retiring Soon

Retirement risk is about average in your area. The national average for an area this size is 157* employees 55 or older, while there are 166 here.



Racial Diversity

Racial diversity is low in your area. The national average for an area this size is 154* racially diverse employees, while there are 107 here.



Gender Diversity

Gender diversity is about average in your area. The national average for an area this size is 19* female employees, while there are 17 here.

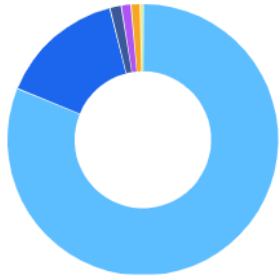
*National average values are derived by taking the national value for your occupations and scaling it down to account for the difference in overall workforce size between the nation and your area. In other words, the values represent the national average adjusted for region size.

Occupation Age Breakdown



	% of Jobs	Jobs
14-18	0.6%	4
19-24	7.0%	39
25-34	19.7%	111
35-44	23.3%	131
45-54	19.9%	112
55-64	18.9%	106
65+	10.6%	60

Occupation Race/Ethnicity Breakdown



	% of Jobs	Jobs
White	81.1%	457
Hispanic or Latino	14.9%	84
Black or African American	1.4%	8
American Indian or Alaska Native	1.2%	7
Two or More Races	1.1%	6
Asian	0.3%	2
Native Hawaiian or Other Pacific Islander	0.1%	0

Occupation Gender Breakdown



	% of Jobs	Jobs
Males	96.9%	547
Females	3.1%	17

Occupational Programs



1 Program

Of the programs that can train for this job, 1 has produced completions in the last 5 years.

CIP Code Top Programs

49.0202 Construction/Heavy Equipment/Earthmoving Equipment Operatio

Top Schools

Central Community College



5 Completions (2024)

The completions from all regional institutions for all degree types.



59 Openings (2024)

The average number of openings for an occupation in the region is 28.

Completions (2024)

5

Completions (2024)

5

Key Trends and Insights of Labor Market Data:

Some of this labor market data can be misleading for our program. Based on feedback from contractors who regularly speak with our students, the actual annual pay for heavy equipment operators is often higher than what is reflected in the data. This may be due to our area being classified as rural, which can result in lower reported averages.

When reviewing data from more populated areas of Nebraska, wages are higher and there are more job openings for operators. This aligns with our enrollment trends, as we continue to see an increasing number of students coming from more densely populated regions each year.

Considering the current age of many operators in the workforce, the demand for trained heavy equipment operators is expected to continue growing over the next 10 years. Overall, the data does indicate that the heavy equipment operator field is growing and will continue to need skilled workers.

Supporting Data

Awards

Degree/ Credential Awarded	2020-21	2021-22	2022-23	2023-24	2024-25	5-yr total	5-yr avg.
AAS	2	2	5	1	1	11	2.2
Diploma	8	13	12	4	13	50	10.0
Certificate	0	0	0	0	0	0	0.0
Total Awards	10	15	17	5	14	61	12.2
Unduplicated # of graduates	9	13	17	5	14	58	11.6

	2020-21	2021-22	2022-23	2023-24	2024-25	5-yr total	5-yr avg.
Degrees	2	2	5	1	1	11	2.20
Total awards	10	15	17	5	14	61	12.20
FT program faculty	1.47	1.47	1.91	1.60	1.72	8.17	1.63
Degrees/ FT faculty	1.36	1.36	2.62	0.63	0.58	1.35	1.35
Awards/ FT faculty	6.80	10.20	8.90	3.13	8.14	7.47	7.48

LOA	Award Name	2020-21	2021-22	2022-23	2023-24	2024-25	5-yr total	5-yr avg.
AAS_HEOT	Heavy Equipment Operator Technician Degree	2	2	5	1	1	11	2.2
DIP_HEOT	Heavy Equipment Operator Technician Diploma	8	13	12	4	13	50	10.0
TOTAL		10	15	17	5	14	61	12.2

Key Trends and Insights of 2024-25 Awards:

The program is averaging two AAS degrees earned annually along with ten diplomas. The challenge remains with two-fold: completion of general education requirements and enrollment in the second year of the program. Students are consistently encouraged and challenged to complete and pass their general education courses. The second factor involves the second-year option. While the industry initially requested a one-year program, a second-year option was later developed to align with industry needs and provide additional, relevant training.

Student Credit Hours Produced per Faculty FTE

	2020-21	2021-22	2022-23	2023-24	2024-25	5-yr avg.
Student credit hours (SCH)	326	455	429	137	496	368.60
Faculty full-time equivalency (FTE)	1.47	1.47	1.91	1.60	1.72	1.63
SCH/ Faculty FTE	221.77	309.52	224.61	85.63	288.37	226.13

Source: Program Stats by Alpha and Instructor-Student FTE reports.

**By term analysis combined to conduct an annual review. Numbers reported reflect 3 negotiated contract periods (FA17-SU20, FA20-SU22, FA22-SU25). Numbers for 22-23 and 23-24 FTE reflect updated tracking method for part-time instructors.*

Key Trends and Insights of 2024-25 Student Credit Hours/ Faculty FTE:

Enrollment data demonstrates the program's demand and effectiveness. 2023-24 saw a smaller group of first-year students and no second-year students. Other than the one year, student credit hours have remained above 400 student credit hours enrolled with one full-time instructor and a program director with both teaching and administrative responsibilities. While the ratio of student credit hours to full-time equivalent faculty has fallen below 275 for two years, the program is doing well with 1.5 full-time equivalent instructors. The program is hands-on and equipment intensive with high lab hours incorporated. Current class size is capped at 16 students, and the program is now seeing enrollments beyond 16. The need for additional classroom space is occurring. To support a larger group of students each year, while maintaining instructional quality and safety standards, additional equipment would be necessary.

2026 Summary Statement:

The Heavy Equipment Operator Technician (HEOT) program has been in existence for nine years. The program was originally designed with industry input as a one-year diploma. To provide students with the opportunity to earn an associate degree, a second year of the program was developed and included missing coursework per industry guidance. Many students today choose only the one-year diploma as their educational goal. Unlike other technical programs, there are no certificates awarded. More recently, we are seeing more interest from students to complete an associate degree in HEOT. Student completion of

general education coursework continues to be an area of focus for the faculty and program director, as the completion of all required coursework impacts award attainment for both the diploma and AAS degree.

The faculty member and program director in HEOT are exploring with the Purchasing department alternative ways to lease equipment to allow budgeted funds to extend further. Lease of additional equipment without additional funds support enrollment capacity and growth with availability of additional pieces of equipment. Industry feedback in both the employer survey, program visits, and program advisory committee meetings demonstrates the program is effectively preparing students through completion of both the diploma and degree. They regularly share that students are well prepared for industry with hands-on learning. This is highlighted by the industry funding provided annually through scholarships from multiple associations and individual commitments.

**Coordinating Commission for Postsecondary Education
Review of Existing Instructional Programs**

Institution: Central Community College **Program:** Medical Assisting

I certify the following:

- the information provided regarding this program is accurate
- the above-named institution has in place a procedure for reviewing instructional programs
- such review took place and was presented to the institution’s governing board on **May 21, 2026**
- the governing board’s action was: **Approved - pending**

Signed: _____
(Chief Academic Officer or designated representative)

(Date)

Evidence of Demand and Efficiency

		20-21	21-22	22-23	23-24	24-25	5 yr avg*
Student Credit Hours (SCH)		702	532	440	474	401	509.80
Faculty Full-time Equivalency (FTE)		1.96	2.45	2.23	2.28	1.68	2.12
SCH/Faculty FTE		358.16	217.14	194.31	207.89	238.69	240.47
Number of Degrees and Awards <i>(list degrees/awards separately)</i>	AAS	15	14	7	5	10	10.2
	Diploma	0	0	0	0	8	1.6
	Certificate	14	7	15	7	5	9.6
	Total Awards	29	21	22	12	23	21.4

*By term analysis combined to conduct an annual review. Numbers reported reflect 3 negotiated contract periods (FA17-SU20, FA20-SU22, FA22-SU25). Numbers for 22-23 and 23-24 FTE reflect updated tracking method for part-time instructors.

Evidence of Need (provide a detailed explanation below or attach documentation)

Justification if the program is below either of the CCPE thresholds—complete page 2

For CCPE use: reviewer/date

Justification if the program is below CCPE thresholds—check one or more boxes and provide a detailed explanation or attach a document

Program is critical to the role and mission of the institution (detailed explanation).

The Medical Assisting (MEDA) program is central to Central Community College's mission of maximizing student and community success by preparing a skilled, workforce-ready healthcare pipeline for the region. The program provides accessible, high-quality education that meets students where they are, serving a significant population of part-time, working, and non-traditional students who balance employment and family responsibilities while pursuing a healthcare career.

Through a flexible, web-blended delivery model and stackable credential pathways (certificate, diploma, and AAS), the program supports both entry into and advancement within the healthcare field. Over the past five years, the program has consistently produced strong outcomes, including 107 total credentials awarded (21.4 annual average), and a 95.3% rate of graduates employed or continuing their education, demonstrating clear alignment with institutional goals related to student success and workforce preparation.

Program contains courses supporting general education or other programs (detailed explanation).

Interdisciplinary program (providing the program meets the requirements set in the existing policy for interdisciplinary programs) (explain).

Student or employer demand, or demand for intellectual property is high and external funding would be jeopardized by discontinuing the program (explain).

Program provides unique access to an underserved population or geographical area (explain).

Program meets a unique need in the region, state, or nation (explain).

Program is newly approved within the last five years (no additional justification needed).

Other (detailed explanation).

Student credit hours per faculty FTE (240.47) are below the CCPE benchmark. That is influenced by how the program is designed, particularly the hands-on lab components that require smaller groups (1:8 ratio) to ensure students are truly prepared and safe in clinical settings.



Medical Assisting

Coordinating Commission Seven-Year Review 2026

Information in this report reviewed and recommended to cabinet:

Central Community College Educational Services, 04/23/2026

Recommended continuation of programs without monitoring:

Central Community College College Cabinet, 05/07/2026

Central Community College Board of Governors, 05/21/2026-PENDING

Michel McKinney, CMA (AAMA) - Program Director
Carol Muske, CMA (AAMA) - Program Instructor

Kerri Dey - Associate Dean of Instruction, Health Sciences
Dr. Sarah Kort - Dean of Instruction, Health Sciences
Dr. Marcie Kemnitz - Division Vice President, Health Sciences

Medical Assisting Program

Program Review Summary – Dr. Sarah Kort

The Medical Assisting (MEDA) program at Central Community College plays an important role in preparing students for meaningful careers in healthcare while also supporting the workforce needs of our region.

Over the past five years, the program has remained steady and productive. On average, the program generated 509.8 student credit hours annually and maintained a strong course completion rate of 90.4%. During that same time, 107 total credentials were awarded, averaging 21.4 each year, which exceeds CCPE expectations. The AAS degree continues to be the primary credential, supported by certificate and diploma options that give students multiple entry points and stackable credential opportunities. These both support students' ability to get into the workforce quickly and continue building their skills over time.

What stands out most is how well students are prepared when they leave the program. Approximately 95.3% of graduates are either working or continuing their education, and we hear from employers that our students are ready, both in the clinical and administrative aspects of the job. Our advisory board and healthcare partners continue to be strong supporters of the program and rely on it as a key pipeline for their workforce needs.

The program also plays a critical role in rural communities where access to trained healthcare workers is essential. By offering flexible delivery and multiple pathways, the program creates opportunities for students who may not otherwise be able to pursue healthcare training. We are continuing to build on that by strengthening recruitment efforts, especially through connections with Nursing Assistant and Medication Aide programs, helping students see a clear pathway to continue their education and grow within healthcare.

At the same time, we are paying attention to areas where we can improve. Student credit hours per faculty FTE (240.47) are below the CCPE benchmark. That is influenced by how the program is designed, particularly the hands-on lab components that require smaller groups (1:8 ratio) to ensure students are truly prepared and safe in clinical settings. The Program Director also carries both teaching and administrative responsibilities. (50/45) These requirements support quality, but we also recognize the need to continue looking at scheduling, enrollment patterns, and retention, especially for part-time students, to strengthen overall efficiency.

Overall, the MEDA program is doing what it is intended to do, supporting students, meeting workforce needs, and providing a strong pathway into healthcare careers. With continued focus on recruitment, retention, and program efficiency, it is well-positioned to remain a valuable and relevant program for the communities we serve.

Program: Medical Assisting

I. College Mission: Central Community College maximizes student and community success.

II. College Vision:

CCC's vision is to be a leader through measuring:

- Student success in reaching their educational goals through a quality education led by dedicated faculty and staff, resulting in career opportunities, credit transfers, continued education, and a positive return on investment for students and the community.
- Preparation of a skilled workforce through expanded work-based learning partnerships and entrepreneurship opportunities, while utilizing modern facilities, technologies, and alumni engagement.
- Partnerships with public and private entities to develop innovative solutions that address the evolving needs of current and future residents and our communities.

III. Program Mission Statement:

The Medical Assisting Program is committed to providing quality education to students preparing for a career as a medical assistant.

IV. Program Vision Statement:

The Medical Assisting Program will provide students with a quality educational program using state-of-the-art technology and equipment. Continuous quality improvement principles, with on-going support from the medical community, will be utilized to ensure the program exceeds the standards set forth by the Association of Medical Assistants Endowment.

We value:

- Student success.
- On-going relationships with graduates as life-long learners and supporters of the program.
- Collaboration with other medical assisting programs, the CCC health and business programs, secondary schools, medical facilities, and employers
- Providing courses that afford students quality learning experiences, regardless of delivery mode or location.
- Maintaining professional relationships with clinical sites.
- Providing professional development opportunities for faculty and staff.
- Promotion of medical assisting as a progressive career.

Labor Market Data

Labor market data is provided by Lightcast, which shows which jobs, skills, and education are in demand in CCC’s service area, Nebraska, and nationally. It pulls information from official government sources such as the US Census Bureau, Bureau of Economic Analysis, and Bureau of Labor Statistics, and is enriched with data from online social profiles, resumes, and job postings to provide a complete view of the workforce.

Report Parameters: 2026 to 2031 Forecast

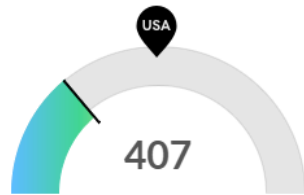
Lightcast Q4 2025 Data Set

MEDA Occupations:

SOC Code	SOC Title	SOC Definition
31-9092	Medical Assistants	Perform administrative and certain clinical duties under the direction of a physician. Administrative duties may include scheduling appointments, maintaining medical records, billing, and coding information for insurance purposes. Clinical duties may include taking and recording vital signs and medical histories, preparing patients for examination, drawing blood, and administering medications as directed by physician. Excludes “Physician Assistants” (29-1071).

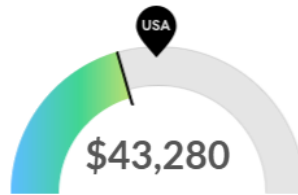
Job Demand Summary

Light Job Posting Demand Over a Thin Supply of Regional Jobs



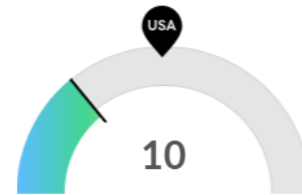
Jobs (2026)

Your area is not a hotspot for this kind of job. The national average for an area this size is 868* employees, while there are 407 here.



Compensation

Earnings are about average in your area. The national median salary for Medical Assistants is \$44,149, compared to \$43,280 here.



Job Posting Demand

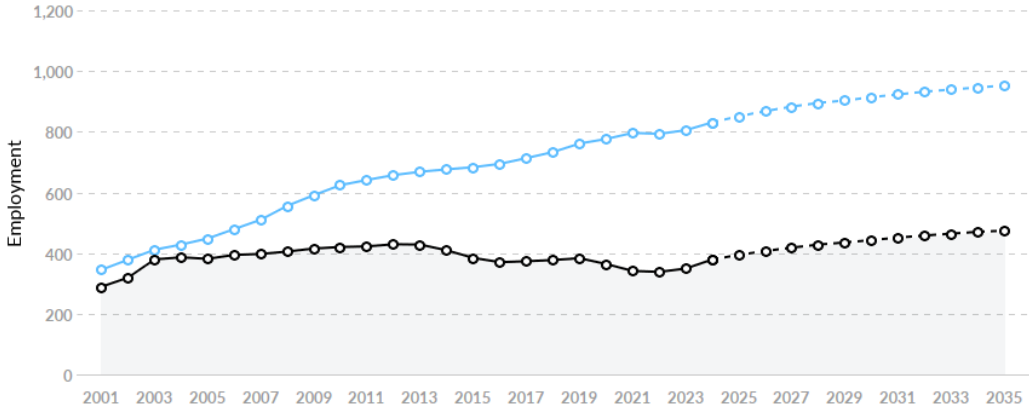
Job posting activity is low in your area. The national average for an area this size is 20* job postings/mo, while there are 10 here.

*National average values are derived by taking the national value for Medical Assistants and scaling it down to account for the difference in overall workforce size between the nation and your area. In other words, the values represent the national average adjusted for region size.

Jobs Forecast

Regional Employment Is Lower Than the National Average

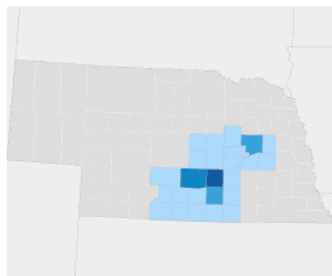
An average area of this size typically has 868* jobs, while there are 407 here. This lower than average supply of jobs may make it more difficult for workers in this field to find employment in your area.



Region	2026 Jobs	2031 Jobs	Change	% Change
● CCC Service Area	407	451	44	10.7%
● National Average	868	923	55	6.4%

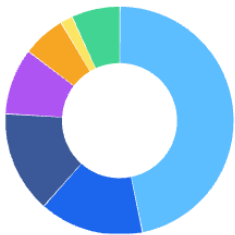
*National average values are derived by taking the national value for Medical Assistants and scaling it down to account for the difference in overall workforce size between the nation and your area. In other words, the values represent the national average adjusted for region size.

Regional Breakdown



County	2026 Jobs
Hall County, NE	150
Buffalo County, NE	85
Platte County, NE	49
Adams County, NE	41
Dawson County, NE	12

Most Jobs are Found in the Offices of Physicians Industry Sector

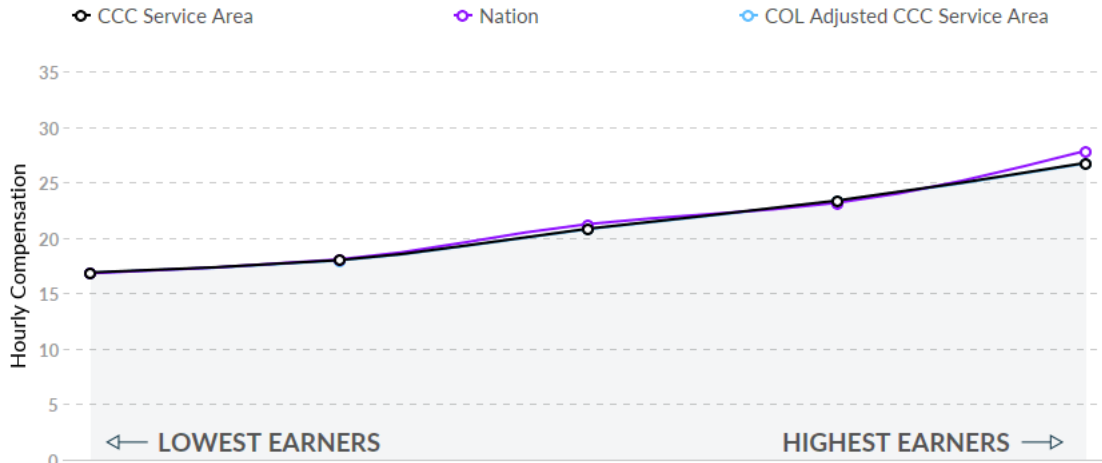


Industry	% of Occupation in Industry (2026)
● Offices of Physicians	46.7%
● General Medical and Surgical Hospitals	14.8%
● Offices of Other Health Practitioners	14.4%
● Outpatient Care Centers	9.4%
● Education and Hospitals (Local Government)	6.1%
● Continuing Care Retirement Communities and Assisted Living Facilities for the Elderly	1.8%
● Other	6.9%

Compensation

Regional Compensation Is 2% Lower Than National Compensation

For Medical Assistants, the 2024 median wage in your area is \$20.81/hr, while the national median wage is \$21.23/hr.



Job Posting Activity



115 Unique Job Postings

The number of unique postings for this job over the last 12 months.



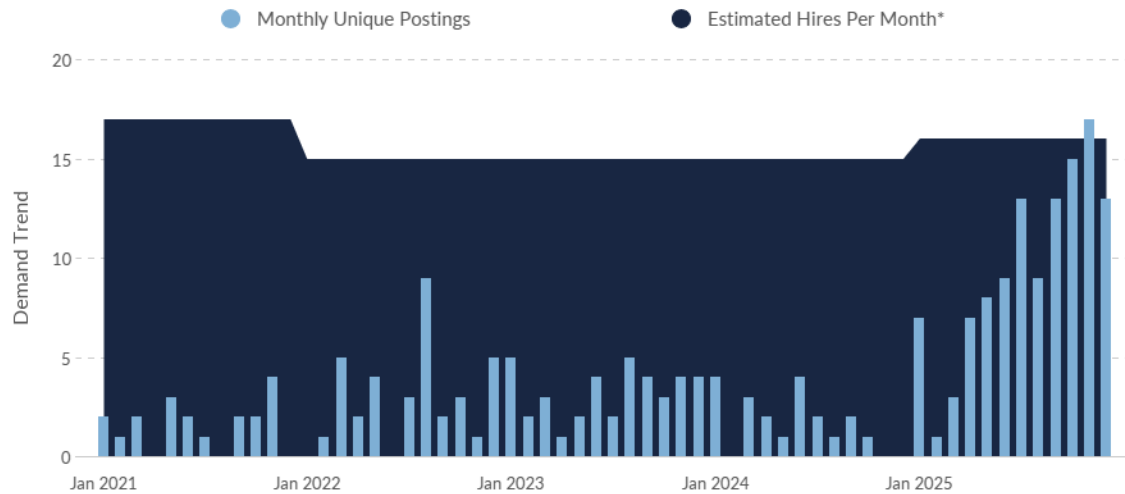
34 Employers Competing

All employers in the region who posted for this job over the last 12 months.



22 Day Median Duration

Posting duration is 2 days shorter than what's typical in the region.



Occupation	Avg Monthly Postings (Jan 2025 - Dec 2025)	Avg Monthly Hires (Jan 2025 - Dec 2025)
Medical Assistants	10	16

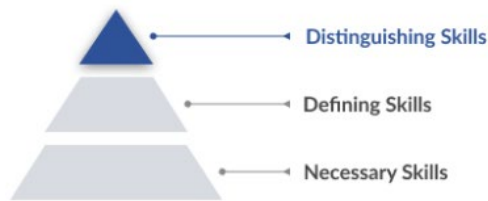
*A hire is reported by the Quarterly Workforce Indicators when an individual's Social Security Number appears on a company's payroll and was not there the quarter before. Lightcast hires are calculated using a combination of Lightcast jobs data, information on separation rates from the Bureau of Labor Statistics (BLS), and industry-based hires data from the Census Bureau.

Top Companies	Unique Postings
NavitsPartners	23
Bryan Health	16
Healthstat	16
Northwell Health	8
CommonSpirit Health	5
Marathon Health	5
Mary Lanning Healthcare	3
Nurses Etc. Staffing	3
Amer Technology	2
Everside Health	2

Top Job Titles	Unique Postings
Medical Assistants	69
Certified Medical Assistants	19
Clinic Medical Assistants	3
Family Support Specialists	3
Child and Adolescent Case M	2
Clinical Assistants	2
Health Services Assistants	2
Bilingual Spanish Customer Se	1
Clinic Administrative Assistant	1
Clinic Certified Medical Assist	1

Top Distinguishing Skills By Demand

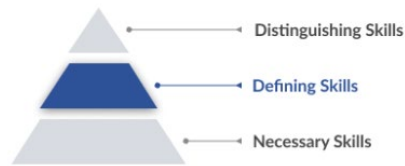
An occupation's Distinguishing Skills are the advanced skills that are called for occasionally. An employee with these skills is likely more specialized and able to differentiate themselves from others in the same role.



Skill	Salary Boosting	Job Postings Requesting	Projected Growth	Growth Relative to Market
Intramuscular Injection	✘	25	+21.3%	Rapidly Growing
Heart Rate	✘	7	+18.4%	Growing
Follow-Up Care	✘	5	+21.8%	Rapidly Growing
Dressing Changes	✘	5	+12.5%	Growing
Point-Of-Care Testing	✘	5	+7.8%	Stable
Patient Interviews	✘	4	+9.1%	Growing
Diagnostic Tests	✘	3	+9.6%	Growing
Dermatology	✘	3	+8.1%	Stable
Urgent Care	✘	2	+15.1%	Growing
Specimen Preparation	✘	1	+7.5%	Stable

Top Defining Skills By Demand

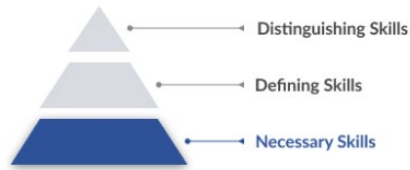
An occupation's Defining Skills represent the day-to-day tasks and responsibilities of the job. An employee needs these skills to qualify for and perform successfully in this occupation.



Skill	Salary Boosting	Job Postings Requesting	Projected Growth	Growth Relative to Market
Medical Assistance	✓	97	+11.9%	Growing
Vital Signs	✗	77	+17.2%	Growing
Basic Life Support (BLS) Certification	✗	61	+13.9%	Growing
Phlebotomy	✗	53	+12.7%	Growing
Medical Records	✗	44	+12.5%	Growing
Intravenous Therapy	✗	36	+13.0%	Growing
Electrocardiography	✗	32	+11.4%	Growing
Electronic Medical Record	✗	31	+12.1%	Growing
Certified Medical Assistant (CMA)	✗	25	+9.1%	Growing
Venipuncture	✗	23	+11.6%	Growing

Top Necessary Skills By Demand

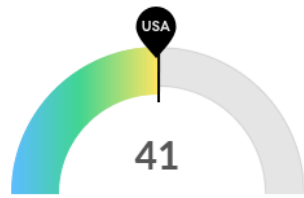
An occupation's Necessary Skills are the specialized skills required for that job and relevant across other similar jobs. An employee needs these skills as building blocks to perform the more complex Defining Skills.



Skill	Salary Boosting	Job Postings Requesting	Projected Growth	Growth Relative to Market
Cardiopulmonary Resuscitation (CPR) Certification	✗	26	+14.8%	Growing
Primary Care	✗	26	+11.3%	Growing
Cardiopulmonary Resuscitation (CPR)	✗	15	+14.8%	Growing
Medication Administration	✗	13	+14.3%	Growing
Patient Assistance	✗	9	+10.4%	Growing
Infection Control	✗	9	+17.1%	Growing
Patient Education And Counseling	✗	9	+11.6%	Growing
Triage	✗	9	+13.5%	Growing
Front Office	✗	8	+13.5%	Growing
Nursing	✗	8	+20.1%	Rapidly Growing

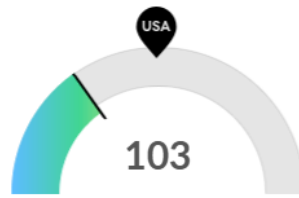
Occupation Demographics

Retirement Risk Is About Average, While Overall Diversity Is Low



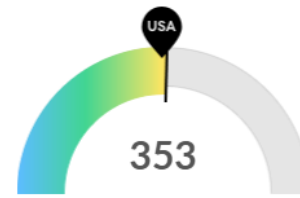
Retiring Soon

Retirement risk is about average in your area. The national average for an area this size is 41* employees 55 or older, while there are 41 here.



Racial Diversity

Racial diversity is low in your area. The national average for an area this size is 197* racially diverse employees, while there are 103 here.



Gender Diversity

Gender diversity is about average in your area. The national average for an area this size is 346* female employees, while there are 353 here.

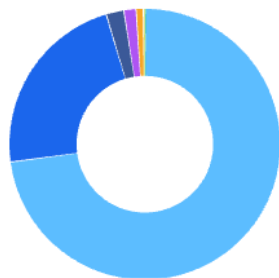
*National average values are derived by taking the national value for Medical Assistants and scaling it down to account for the difference in overall workforce size between the nation and your area. In other words, the values represent the national average adjusted for region size.

Occupation Age Breakdown



	% of Jobs	Jobs
14-18	1.3%	5
19-24	17.3%	66
25-34	32.0%	121
35-44	24.6%	93
45-54	13.8%	52
55-64	8.2%	31
65+	2.7%	10

Occupation Race/Ethnicity Breakdown



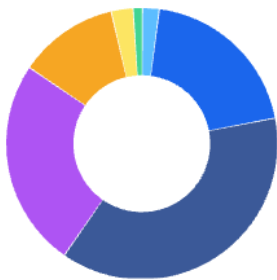
	% of Jobs	Jobs
White	72.8%	276
Hispanic or Latino	22.5%	85
Black or African American	2.1%	8
Asian	1.4%	5
Two or More Races	0.8%	3
American Indian or Alaska Native	0.2%	1
Native Hawaiian or Other Pacific Islander	0.0%	0

Occupation Gender Breakdown



	% of Jobs	Jobs
Males	6.8%	26
Females	93.2%	353

National Educational Attainment



	% of Jobs
Less than high school diploma	2.0%
High school diploma or equivalent	19.9%
Some college, no degree	37.7%
Associate's degree	24.8%
Bachelor's degree	11.9%
Master's degree	2.6%
Doctoral or professional degree	1.1%

Occupational Programs



2 Programs

Of the programs that can train for this job, 2 have produced completions in the last 5 years.

CIP Code **Top Programs**

51.0999	Allied Health Diagnostic, Intervention, and Treatment Professions, i
51.0801	Medical/Clinical Assistant

Top Schools

University of Nebraska at Kearney
Central Community College



70 Completions (2024)

The completions from all regional institutions for all degree types.



64 Openings (2024)

The average number of openings for an occupation in the region is 28.

Completions (2024)

58	<div style="width: 85%;"></div>
12	<div style="width: 15%;"></div>

Completions (2024)

58	<div style="width: 85%;"></div>
12	<div style="width: 15%;"></div>

Key Trends and Insights of Labor Market Data:

Economic modeling data from Lightcast indicates continued workforce demand for Medical Assistants within CCC's service area and beyond. The 2026–2031 forecast projects ongoing employment opportunities for this occupation as healthcare systems expand outpatient and preventative care services.

Job posting and skill demand data show that employers are seeking graduates with both clinical and administrative competencies, including patient care, vital sign collection, electronic health record documentation, scheduling, and communication skills. These competencies align closely with the MEDA curriculum, which integrates clinical laboratory training with administrative medical office procedures.

Compensation and employment projections suggest that Medical Assisting remains a viable entry-level healthcare career pathway. Overall, the labor market data supports continued demand for MEDA graduates and reinforces the program’s role in preparing students for positions within the regional healthcare workforce.

Supporting Data

Awards

Degree/ Credential Awarded	2020-21	2021-22	2022-23	2023-24	2024-25	5-yr total	5-yr avg.
AAS	15	14	7	5	10	51	10.2
Diploma	0	0	0	0	8	8	1.6
Certificate	14	7	15	7	5	48	9.6
Total Awards	29	21	22	12	23	107	21.4
Unduplicated # of graduates	24	15	18	11	19	87	17.4

	2020-21	2021-22	2022-23	2023-24	2024-25	5-yr total	5-yr avg.
Degrees	15	14	7	5	10	51	10.20
Total awards	29	21	22	12	23	107	21.40
FT program faculty	1.96	2.45	2.23	2.28	1.68	10.60	2.12
Degrees/ FT faculty	7.65	5.71	3.14	2.19	5.95	4.81	4.81
Awards/ FT faculty	14.80	8.57	9.87	5.26	13.69	10.09	10.09

LOA	Award Name	2020-21	2021-22	2022-23	2023-24	2024-25	5-yr total	5-yr avg.
AAS_MEDA	Medical Assisting Degree	15	14	7	5	10	51	10.2
DIP_MEDA	Medical Assisting Diploma					8	8	8.0
CER_MEDA.A	Administrative Medical Office Certificate	14	7	15	7	5	48	9.6
TOTAL		29	21	22	12	23	107	21.4

Key Trends and Insights of 2024-25 Awards:

Over the five-year review period, the MEDA program awarded a total of 107 credentials, with a five-year average of 21.4 awards per year. Annual totals fluctuated during this period, ranging from a high of 29 awards in 2020-21 to a low of 12 in 2023-24, followed by a rebound to 23 awards in 2024-25.

The AAS degree remains the primary credential awarded within the program. A total of 51 AAS degrees were awarded over the five-year period, with a five-year average of 10.2 degrees per year, meeting the CCPE minimum performance standard of 10 degrees. While degree production declined in 2022-23 and 2023-24, the number of degrees awarded increased to 10 in 2024-25.

In addition to the AAS degree, the program offers certificate and diploma pathways that provide students with multiple credential options aligned with workforce entry points. Certificate awards totaled 48 over the five-year period, with a five-year average of 9.6. The Medical Assisting Diploma was introduced during the review period, with eight diplomas awarded in 2024-25, expanding the program’s stackable credential structure.

The number of unduplicated graduates totaled 87 over the five-year period, with a five-year average of 17.4 graduates annually. Because students may earn more than one credential as they progress through the program, the total number of awards exceeds the number of individual graduates. This reflects the program’s stackable credential model, which allows students to earn certificates, diplomas, and degrees as they advance through the Medical Assisting curriculum.

Overall, the awards data indicate that the MEDA program continues to produce a consistent number of graduates and credentials while providing multiple pathways for students to complete workforce-relevant credentials.

Student Credit Hours Produced per Faculty FTE

	2020-21	2021-22	2022-23	2023-24	2024-25	5-yr avg.
Student credit hours (SCH)	702	532	440	474	401	509.80
Faculty full-time equivalency (FTE)	1.96	2.45	2.23	2.28	1.68	2.12
SCH/ Faculty FTE	358.16	217.14	197.31	207.89	238.69	240.47

Source: Program Stats by Alpha and Instructor-Student FTE reports.

**By term analysis combined to conduct an annual review. Numbers reported reflect 3 negotiated contract periods (FA17-SU20, FA20-SU22, FA22-SU25). Numbers for 22-23 and 23-24 FTE reflect updated tracking method for part-time instructors.*

Key Trends and Insights of 2024-25 Student Credit Hours/ Faculty FTE:

Student credit hour production within the MEDA alpha has declined over the five-year review period, decreasing from 702 student credit hours in 2020-21 to 401 in 2024-25, with a five-year average of 509.8. Although a slight increase occurred in 2023-24, the overall trend reflects lower credit hour production within the MEDA alpha in recent years. FTE fluctuated during the review period, ranging from a high of 2.45 in 2021-22 to a low of 1.68 in 2024-25, with a five-year average of 2.12.

The ratio of student credit hours per faculty FTE declined from 358 in 2020-21 to 239 in 2024-25, with a five-year average of 240.47. This average falls below the CCPE minimum performance standard of 275 SCH per faculty FTE. While the ratio has improved slightly since 2022-23, it remains below the benchmark.

The MEDA Program Director maintains a 55% teaching load and 45% director duty load in accordance with Faculty Load Guidelines. In addition, several MEDA courses include hands-on lab skill components that require lower instructor-to-student ratios. Lab components are delivered at an instructional ratio of 1:8. Future program review will include examination of course-level enrollment patterns and curriculum structure to identify opportunities to strengthen credit hour production while maintaining appropriate instructional ratios.

Vice President Summary Statement:

The Medical Assisting program has demonstrated a commitment to student success and to helping meet the community's needs for medical assistants. Enrollment in the program has been relatively stable, with slight increases over the five-year period, with the capacity to grow. While the program did not meet the CCPE minimum threshold for SCH/FTE, it exceeded the required minimum average of 10 degrees over the same five-year period. Maximizing enrollment growth will remain a top priority, strengthening the program and ensuring continued success.

- Meeting workforce needs, as there continue to be ample job opportunities for graduates.
- Recent addition of a diploma offers students more flexibility if getting a degree is not their goal.
- SCH/FTE, while below the threshold, has been rising in the past couple of years, but will still likely continue to be on the low end because of the requirement of a 1:8 student/faculty ratio.
- Average unduplicated headcount over a 5-year period is 32 students.

**Coordinating Commission for Postsecondary Education
Review of Existing Instructional Programs**

Institution: Central Community College **Program:** Nursing

I certify the following:

- the information provided regarding this program is accurate
- the above-named institution has in place a procedure for reviewing instructional programs
- such review took place and was presented to the institution’s governing board on **May 21, 2026**
- the governing board’s action was: **Approved - pending**

Signed: _____
(Chief Academic Officer or designated representative)

(Date)

Evidence of Demand and Efficiency

		20-21	21-22	22-23	23-24	24-25	5 yr avg*
Student Credit Hours (SCH)		2956	3253	2212	2842	3409	2934.40
Faculty Full-time Equivalency (FTE)		28.43	19.55	18.74	20.28	18.72	21.14
SCH/Faculty FTE		103.97	166.39	118.04	140.14	182.10	138.81
Number of Degrees and Awards <i>(list degrees/ awards separately)</i>	ADN	55	79	46	60	66	61.20
	LPN	70	52	50	74	95	68.20
	Certificate						
	Total Awards	125	131	96	134	161	129.40

*By term analysis combined to conduct an annual review. Numbers reported reflect 3 negotiated contract periods (FA17-SU20, FA20-SU22, FA22-SU25). Numbers for 22-23 and 23-24 FTE reflect updated tracking method for part-time instructors.

Evidence of Need (provide a detailed explanation below or attach documentation)

Justification if the program is below either of the CCPE thresholds—complete page 2

For CCPE use: reviewer/date

Justification if the program is below CCPE thresholds—check one or more boxes and provide a detailed explanation or attach a document

Program is critical to the role and mission of the institution (detailed explanation).

Program contains courses supporting general education or other programs (detailed explanation).

Interdisciplinary program (providing the program meets the requirements set in the existing policy for interdisciplinary programs) (explain).

Student or employer demand, or demand for intellectual property is high and external funding would be jeopardized by discontinuing the program (explain).

Program provides unique access to an underserved population or geographical area (explain).

Program meets a unique need in the region, state, or nation (explain).

The Nursing Education program is a workforce pipeline to the communities served as demonstrated by the Job Summary Data. Central Community College places 134 nurses in the 25-county area compared to 58 from the next local nursing program.

Program is newly approved within the last five years (no additional justification needed).

Other (detailed explanation).

The Nursing Education program meets the CCPE threshold for credentials awarded. However, it does not meet the CCPE threshold for FTEF. The State Board of Nursing requirements are that there be 8-10 students per clinical group, which decreases the number of credit hours per faculty member.

The program has a dedicated classroom at the new UNMC Rural Health Education Center in Kearney. This had allowed CCC to expand enrollment from 30 to 40 students at the Kearney location beginning in Fall 2026.



Nursing

Coordinating Commission Seven-Year Review 2026

Information in this report reviewed and recommended to cabinet:

Central Community College Educational Services, 04/23/2026

Recommended continuation of programs without monitoring:

Central Community College College Cabinet, 05/07/2026

Central Community College Board of Governors, 05/21/2026-PENDING

Program Instructors

**Terri Bossow, Marcia Donley, Blaire Dreessen,
Brenda Eller, Abbey Fox, Carol Fuchser,
Bethany Gifford, Holly Goodell, Maureen Horne,
Ross Huxoll, Allison Kleier, Theresa Martinez,
Amanda Rooker, Erica Sheldon, Meredith Smith,
Marie White, Bryce Zavadil, Katy Zavadil**

Dr. Pamela Bales - Dean of Instruction, Nursing
Dr. Marcie Kemnitz - Division Vice President, Health Sciences

Nursing Program

Program Review Summary – Dr. Pamela Bales

The nursing program has demonstrated over the years to be a solid program. The data reflects this strength from greater than 90% completion rates, increased fall to fall retention, increased enrollment and high number of awards delivered to diploma and degree candidates. The program exceeds the CCPE benchmark for awards at 170.33 awards for the five-year average. However, the program does fall short with student credits/faculty FTE which does not meet the CCPE minimum standard. The program will have difficulty in meeting the required metric as relates to the number of students allowed in a clinical rotation per the State Board of Nursing.

The nursing program is a workforce pipeline to the communities served as demonstrated by the Job Summary Data. Central Community College places 134 nurses in the 25-county area compared to 58 from the next local nursing program. Faculty serving in the role of nursing instructors are highly dedicated to students, which is noted in the data. Retention and completion rates are impressive because of the diligent work from the faculty to ensure the program offers a rigorous curriculum that has supportive strategies built in to help students persist. Nonetheless, there is always room for improvement. Employers note that new graduates struggle with recognizing changes in assessments, difficulty with communication to other providers, and provide care impacting outcomes of patients. Many of these identified concerns will diminish over time with experience. Yet the program takes this information to find ways to improve student performance in the patient care area through layering simulated scenarios to capture real-life experiences or adding case studies to encourage and build on existing problem-solving, logical reasoning, and critical thinking skills.

A new initiative to take place in the academic year 2026-2027 will have students observing their own actions in the simulated or skills area. Self-reflection will help students understand their own behaviors, actions, and decision-making, thereby improving timeliness, management, and performance in providing care. The program is poised to continue helping communities and student success by providing a well-thought-out curriculum that leads to graduating competent and safe nurses.

Program: Nursing

I. **College Mission:** Central Community College maximizes student and community success.

II. **College Vision:**

CCC's vision is to be a leader through measuring:

- Student success in reaching their educational goals through a quality education led by dedicated faculty and staff, resulting in career opportunities, credit transfers, continued education, and a positive return on investment for students and the community.
- Preparation of a skilled workforce through expanded work-based learning partnerships and entrepreneurship opportunities, while utilizing modern facilities, technologies, and alumni engagement.
- Partnerships with public and private entities to develop innovative solutions that address the evolving needs of current and future residents and our communities.

III. **Program Mission Statement:**

The Nursing Program aligns to the college mission statement of Maximizing Student and Community Success.

Labor Market Data

Labor market data is provided by Lightcast, which shows which jobs, skills, and education are in demand in CCC's service area, Nebraska, and nationally. It pulls information from official government sources such as the US Census Bureau, Bureau of Economic Analysis, and Bureau of Labor Statistics, and is enriched with data from online social profiles, resumes, and job postings to provide a complete view of the workforce.

Report Parameters: 2026 to 2031 Forecast

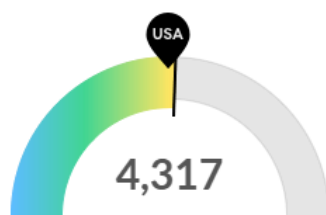
Lightcast Q4 2025 Data Set

NURS Occupations:

SOC Code	SOC Title	SOC Definition
29-1141	Registered Nurses	Assess patient health problems and needs, develop and implement nursing care plans, and maintain medical records. Administer nursing care to ill, injured, convalescent, or disabled patients. May advise patients on health maintenance and disease prevention or provide case management. Licensing or registration required. Includes Clinical Nurse Specialists. Excludes "Nurse Anesthetists" (29-1151), "Nurse Midwives" (29-1161), and "Nurse Practitioners" (29-1171).
29-2061	Licensed Practical and Licensed Vocational Nurses	Care for ill, injured, or convalescing patients or persons with disabilities in hospitals, nursing homes, clinics, private homes, group homes, and similar institutions. May work under the supervision of a registered nurse. Licensing required.

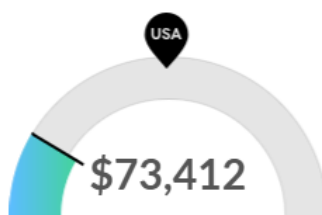
Job Demand Summary

Aggressive Job Posting Demand Over an Average Supply of Regional Jobs



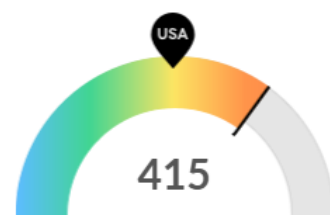
Jobs (2026)

Your area is about average for this kind of job. The national average for an area this size is 4,175* employees, while there are 4,317 here.



Compensation

Earnings are low in your area. The national median salary for your occupations is \$88,202, compared to \$73,412 here.



Job Posting Demand

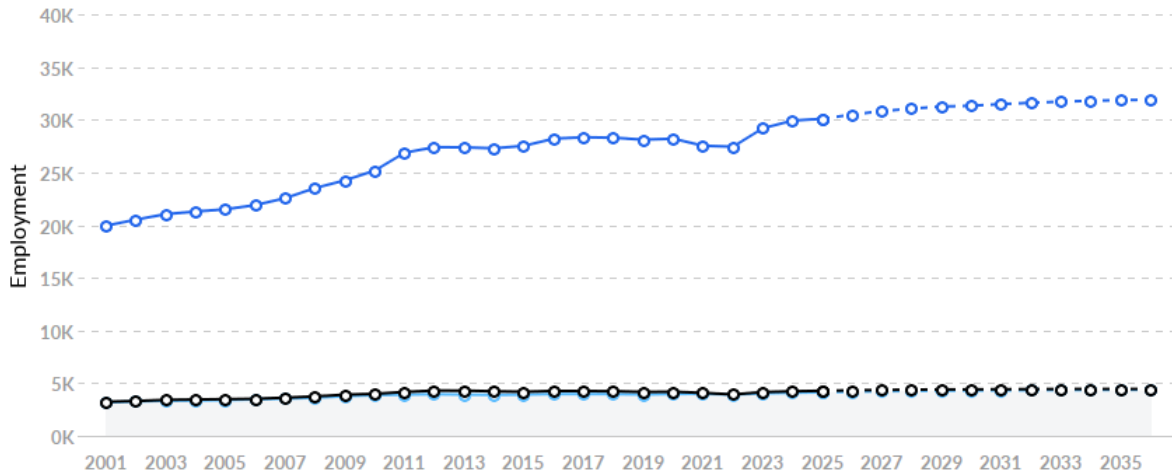
Job posting activity is high in your area. The national average for an area this size is 238* job postings/mo, while there are 415 here.

*National average values are derived by taking the national value for your occupations and scaling it down to account for the difference in overall workforce size between the nation and your area. In other words, the values represent the national average adjusted for region size.

Jobs Forecast

Regional Employment Is About Equal to the National Average

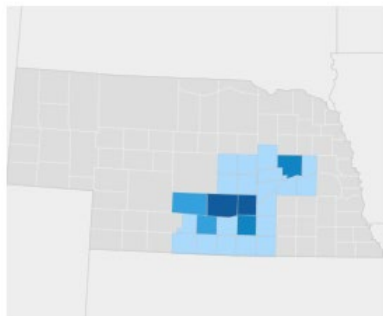
An average area of this size typically has 4,175* jobs, while there are 4,317 here.



Region	2026 Jobs	2031 Jobs	Change	% Change
● CCC Service Area	4,317	4,420	103	2.4%
● National Average	4,175	4,308	134	3.2%
● Nebraska	30,491	31,475	983	3.2%

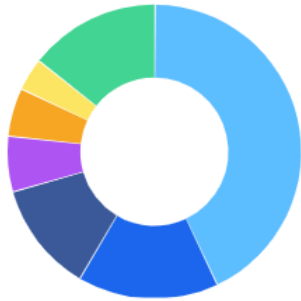
*National average values are derived by taking the national value for your occupations and scaling it down to account for the difference in overall workforce size between the nation and your area. In other words, the values represent the national average adjusted for region size.

Regional Breakdown



County	2026 Jobs
Buffalo County, NE	922
Hall County, NE	916
Adams County, NE	531
Platte County, NE	441
Dawson County, NE	255

Most Jobs are Found in the General Medical and Surgical Hospitals Industry Sector

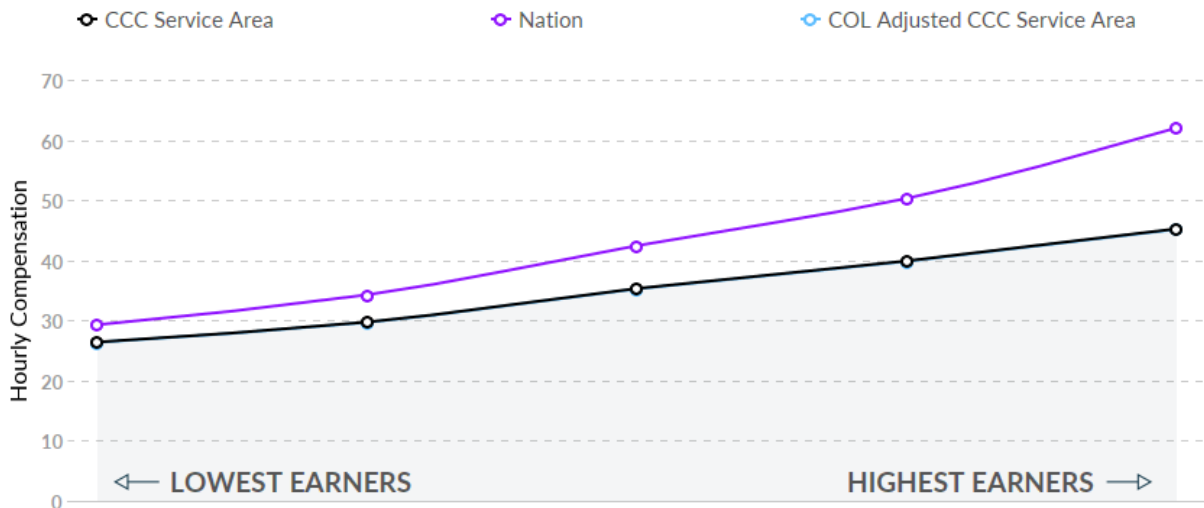


Industry	% of Occupation in Industry (2026)
General Medical and Surgical Hospitals	42.9%
Education and Hospitals (Local Government)	15.5%
Nursing Care Facilities (Skilled Nursing Facilities)	12.1%
Offices of Physicians	6.1%
Outpatient Care Centers	5.3%
Continuing Care Retirement Communities and Assisted Living Facilities for the Elderly	3.6%
Other	14.5%

Compensation

Regional Compensation Is 17% Lower Than National Compensation

For your occupations, the 2024 median wage in your area is \$35.29/hr, while the national median wage is \$42.40/hr.



Job Posting Activity



415 Unique Job Postings

The number of unique postings for this job from Jan 2026 to Jan 2026.



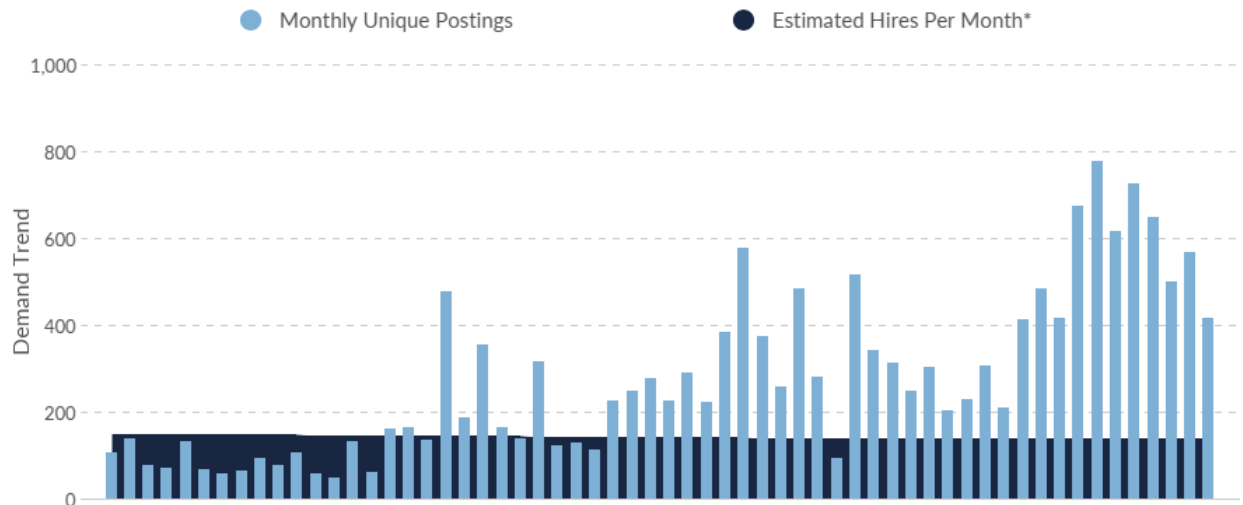
95 Companies Posting

All employers in the region who posted for this job from Jan 2026 to Jan 2026.



10 Day Median Duration

Posting duration is the same as what's typical in the region.



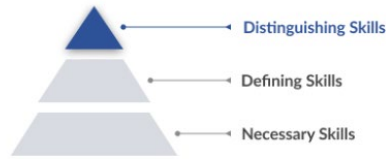
Occupation	Avg Monthly Postings (Jan 2026)	Avg Monthly Hires (Jan 2026)
Registered Nurses	323	93
Licensed Practical and Licensed Vocational Nurses	92	46

*A hire is reported by the Quarterly Workforce Indicators when an individual's Social Security Number appears on a company's payroll and was not there the quarter before. Lightcast hires are calculated using a combination of Lightcast jobs data, information on separation rates from the Bureau of Labor Statistics (BLS), and industry-based hires data from the Census Bureau.

Top Companies	Unique Postings	Top Job Titles	Unique Postings
Good Samaritan	73	Licensed Practical Nurses	36
Triage Staffing	29	Registered Nurses	33
Soliant Health	20	Long Term Care Registered Nu	26
Medical Solutions	13	Operating Room Registered N	18
MedPro Healthcare Staffing	10	Labor and Delivery Registered	17
Molina Healthcare	10	Medical Surgical Travel Regist	17
Trusted Health	10	Travel Licensed Practical Nurs	15
CommonSpirit Health	9	Medical Surgical Registered N	14
Fusion Medical Staffing	9	Step Down Registered Nurses	12
Gqr	9	Registered Nurses/Licensed P	11

Top Distinguishing Skills By Demand

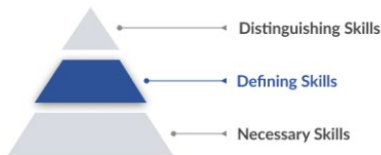
An occupation's Distinguishing Skills are the advanced skills that are called for occasionally. An employee with these skills is likely more specialized and able to differentiate themselves from others in the same role.



Skill	Salary Boosting	Job Postings Requesting	Projected Growth	Growth Relative to Market
Licensed Practical Nurse (LPN)	✘	115	+15.8%	Growing
Treatment Planning	✘	66	+6.7%	Stable
Intravenous Therapy	✘	62	+13.0%	Growing
Clinical Experience	✘	60	+9.4%	Growing
Long-Term Care	✘	58	+13.8%	Growing
Progressive Care Unit	✔	36	+17.2%	Growing
Vital Signs	✘	33	+17.2%	Growing
Infection Control	✘	33	+17.1%	Growing
Electronic Medical Record	✘	31	+12.1%	Growing
Nursing Interventions Classification	✘	25	+18.2%	Growing

Top Defining Skills By Demand

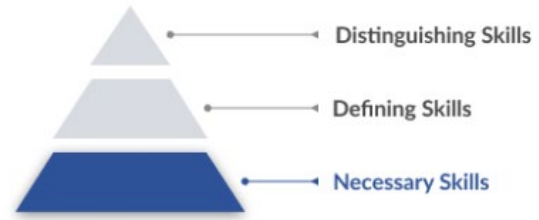
An occupation's Defining Skills represent the day-to-day tasks and responsibilities of the job. An employee needs these skills to qualify for and perform successfully in this occupation.



Skill	Salary Boosting	Job Postings Requesting	Projected Growth	Growth Relative to Market
Registered Nurse (RN)	✘	288	+18.1%	Growing
Nursing	✘	218	+20.1%	Rapidly Growing
Licensed Practical Nurse (LPN)	✘	115	+15.8%	Growing
Medication Administration	✘	107	+14.3%	Growing
Basic Life Support (BLS) Certification	✘	98	+13.9%	Growing
Nursing Care	✘	89	+19.1%	Growing
Advanced Cardiovascular Life Support (ACLS) Certification	✘	62	+12.3%	Growing
Intravenous Therapy	✘	62	+13.0%	Growing
Long-Term Care	✘	58	+13.8%	Growing
Care Coordination	✘	48	+15.6%	Growing

Top Necessary Skills By Demand

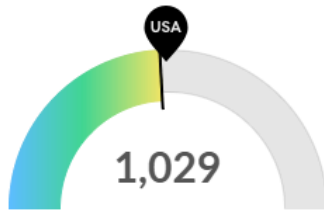
An occupation's Necessary Skills are the specialized skills required for that job and relevant across other similar jobs. An employee needs these skills as building blocks to perform the more complex Defining Skills.



Skill	Salary Boosting	Job Postings Requesting	Projected Growth	Growth Relative to Market
Treatment Planning	✘	66	+6.7%	Stable
Infection Control	✘	33	+17.1%	Growing
Medical Records	✘	29	+12.5%	Growing
Valid Driver's License	✘	21	+7.5%	Stable
Cardiopulmonary Resuscitation (CPR)	✘	18	+14.8%	Growing
Home Health Care	✘	16	+19.0%	Growing

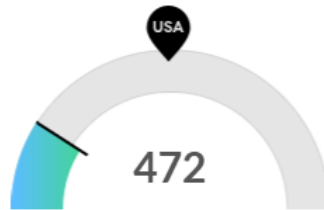
Occupation Demographics

Retirement Risk Is About Average, While Overall Diversity Is Low



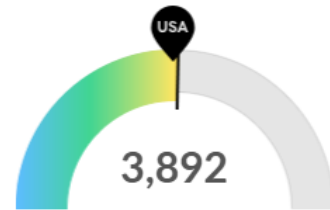
Retiring Soon

Retirement risk is about average in your area. The national average for an area this size is 1,080* employees 55 or older, while there are 1,029 here.



Racial Diversity

Racial diversity is low in your area. The national average for an area this size is 1,629* racially diverse employees, while there are 472 here.



Gender Diversity

Gender diversity is about average in your area. The national average for an area this size is 3,814* female employees, while there are 3,892 here.

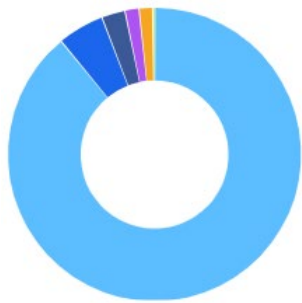
*National average values are derived by taking the national value for your occupations and scaling it down to account for the difference in overall workforce size between the nation and your area. In other words, the values represent the national average adjusted for region size.

Occupation Age Breakdown



	% of Jobs	Jobs
14-18	0.2%	8
19-24	7.2%	309
25-34	19.5%	835
35-44	28.9%	1,234
45-54	20.0%	855
55-64	18.3%	780
65+	5.8%	250

Occupation Race/Ethnicity Breakdown



	% of Jobs	Jobs
White	88.9%	3,798
Hispanic or Latino	5.1%	220
Black or African American	2.6%	111
Two or More Races	1.5%	66
Asian	1.5%	63
American Indian or Alaska Native	0.3%	11
Native Hawaiian or Other Pacific Islander	0.0%	1

Occupation Gender Breakdown



	% of Jobs	Jobs
Males	8.9%	379
Females	91.1%	3,892

Occupational Programs



3 Programs

Of the programs that can train for this job, 3 have produced completions in the last 5 years.



192 Completions (2024)

The completions from all regional institutions for all degree types.



295 Openings (2024)

The average number of openings for an occupation in the region is 27.

CIP Code	Top Programs	Completions (2024)
51.3901	Licensed Practical/Vocational Nurse Training	74 <div style="width: 74%;"></div>
51.3801	Registered Nursing/Registered Nurse	60 <div style="width: 60%;"></div>
51.0999	Allied Health Diagnostic, Intervention, and Treatment Professions, †	58 <div style="width: 58%;"></div>
Top Schools		Completions (2024)
Central Community College		134 <div style="width: 134%;"></div>
University of Nebraska at Kearney		58 <div style="width: 58%;"></div>

Key Trends and Insights of Labor Market Data:

The profession of nursing remains in demand from the nation, state, and local areas. There continues to be a shortage of nurses. A predicted five thousand nurses are needed in Nebraska by the year 2030. Eighteen percent of nurses in this area are between the ages of 55-65, making retirement a reality. The retirement age of many nurses further increased the demand of qualified personnel. Within the 25-county area, the counties with the largest number of posted jobs are Buffalo and Hall. However, the needs of communities with a smaller need of nurses are critical to providing care for patients that may not have transportation or access. The demand for licensed practical nurses (LPN) has grown. The LPN is being tasked to care for stable patients in acute care facilities so that critical areas such as ICU, NICU, and/or PICU can utilize the skills of a registered nurse. Salaries are lower than the national average. Nursing continues to be a female driven career with limited diversity in either gender or ethnicity. A positive is that Central Community College remains the workforce pipeline in the area. Almost 76 more nurses graduate from CCC than the next university in the area.

Supporting Data

Awards

Degree/ Credential Awarded	2020-21	2021-22	2022-23	2023-24	2024-25	5-yr total	5-yr avg.
ADN	55	79	46	60	66	306	61.2
LPN	70	52	50	74	95	341	68.2
Certificate							
Total Awards	125	131	96	134	161	647	129.4
Unduplicated # of graduates	124	131	96	132	159	642	128.4

	2020-21	2021-22	2022-23	2023-24	2024-25	5-yr total	5-yr avg.
Degrees	55	79	46	60	66	306	61.20
Total awards	125	131	96	134	161	647	129.40
FT program faculty	28.43	19.55	18.74	20.28	18.72	105.72	21.14
Degrees/ FT faculty	1.93	4.04	2.45	2.96	3.53	2.89	2.89
Awards/ FT faculty	4.40	6.70	5.12	6.61	8.60	6.12	6.12

LOA	Award Name	2020-21	2021-22	2022-23	2023-24	2024-25	5-yr total	5-yr avg.
ADN_ADNR	Associate Degree Nursing	55	79	46	60	66	306	61.2
DIP_LPNR	Practical Nursing Diploma	70	52	50	74	95	340	68.0
TOTAL		125	131	96	134	161	647	129.4

Key Trends and Insights of 2024-25 Awards:

Over 600 awards were given to students that were either diploma or degree in nursing for the five-year total with a five-year average of 129.4. Awards have significantly trended each year with academic year 2024-2025 being the largest number of total awards at 161. These awards consist of the associate degree in nursing and diploma in practical nursing. No certificates are awarded from the nursing program. Diploma awards numbers have increased from 2022-2023 compared to the associate degree in nursing that has remained stable with a nominal uptick. The second-year curriculum of the program proves to be rigorous and challenging to meet professional standards within a healthcare environment, which can potentially lead to more failures. Despite this challenge, the nursing program meets the CCPE minimum required standard easily every year.

Student Credit Hours Produced per Faculty FTE

	2020-21	2021-22	2022-23	2023-24	2024-25	5-yr avg.
Student credit hours (SCH)	2,956	3,253	2,212	2,842	3,409	2,934.40
Faculty full-time equivalency (FTE)	28.43	19.55	18.74	20.28	18.72	21.14
SCH/ Faculty FTE	103.97	166.39	118.04	140.14	182.10	138.81

Source: Program Stats by Alpha and Instructor-Student FTE reports.
 *By term analysis combined to conduct an annual review. Numbers reported reflect 3 negotiated contract periods (FA17-SU20, FA20-SU22, FA22-SU25). Numbers for 22-23 and 23-24 FTE reflect updated tracking method for part-time instructors.

Key Trends and Insights of 2024-25 Student Credit Hours/ Faculty FTE:

The data indicates a steady trend in total volume over the past five years with only a downward trend in 2022-2023. Despite this increase in student credits, the program does not meet the minimum performance standard of 275 or higher. The program offers a maximum number of student seats per location that is calculated by the number of clinical rotations available. The State Board of Nursing dictates that one rotation equals 10 students/instructor which limits the number of students that can enroll.

Vice President Summary Statement:

The Nursing Program continues to be very strong in enrollment, retention and completion. Enrollment has remained relatively consistent, with a slight dip in 2022-2023 due to faculty turnover, which required a reduction in the number of admitted students and was resolved in subsequent years. The program exceeds the college's 80% benchmark for course completion, averaging 90.6% over the past five years. While the program exceeds the CCPE's mean number of awards at 129.4, it does not meet the minimum threshold required for the student Credit Hours per Faculty FTE. This is primarily due to a maximum of a 10:1 faculty-to-student ratio requirement in clinical courses, which limits the number of students per faculty member.

Overall, the Nursing Program is extremely well-positioned to continue supporting students through graduation and into employment in the nursing profession, helping to meet the nursing shortage in the 25-county area.

**Coordinating Commission for Postsecondary Education
Review of Existing Instructional Programs**

Institution: Central Community College **Program:** Paramedicine

I certify the following:

- the information provided regarding this program is accurate
- the above-named institution has in place a procedure for reviewing instructional programs
- such review took place and was presented to the institution’s governing board on **May 21, 2026**
- the governing board’s action was: **Approved - pending**

Signed: _____
(Chief Academic Officer or designated representative)

(Date)

Evidence of Demand and Efficiency

		20-21	21-22	22-23	23-24	24-25	5 yr avg*
Student Credit Hours (SCH)		282	360	439	637	473	438.20
Faculty Full-time Equivalency (FTE)		.93	1.03	1.06	1.44	1.81	1.25
SCH/Faculty FTE		303.23	349.51	414.15	442.36	261.33	350.56
Number of Degrees and Awards <i>(list degrees/awards separately)</i>	AAS	8	4	5	6	6	5.8
	Diploma	9	4	5	6	4	5.6
	Certificate	8	4	8	9	8	7.4
	Total Awards	25	12	18	21	18	18.8

*By term analysis combined to conduct an annual review. Numbers reported reflect 3 negotiated contract periods (FA17-SU20, FA20-SU22, FA22-SU25). Numbers for 22-23 and 23-24 FTE reflect updated tracking method for part-time instructors.

Evidence of Need (provide a detailed explanation below or attach documentation)

Justification if the program is below either of the CCPE thresholds—complete page 2

For CCPE use: reviewer/date

Justification if the program is below CCPE thresholds—check one or more boxes and provide a detailed explanation or attach a document

Program is critical to the role and mission of the institution (detailed explanation).

Program contains courses supporting general education or other programs (detailed explanation).

Interdisciplinary program (providing the program meets the requirements set in the existing policy for interdisciplinary programs) (explain).

Student or employer demand, or demand for intellectual property is high and external funding would be jeopardized by discontinuing the program (explain).

Program provides unique access to an underserved population or geographical area (explain).

Program meets a unique need in the region, state, or nation (explain).

Program is newly approved within the last five years (no additional justification needed).

Other (detailed explanation).



Paramedicine

Coordinating Commission Seven-Year Review 2026

Information in this report reviewed and recommended to cabinet:

Central Community College Educational Services, 04/23/2026

Recommended continuation of programs without monitoring:

Central Community College College Cabinet, 05/07/2026

Central Community College Board of Governors, 05/21/2026-PENDING

Amy Santos - Program Director
Fredrick Benzel - Program Instructor
Denell Rhinehart - Program Instructor
Scott Rhinehart - Program Instructor
Brent Barta, DO - PMD

Kerri Dey - Associate Dean of Instruction, Health Sciences
Dr. Sarah Kort - Dean of Instruction, Health Sciences
Dr. Marcie Kemnitz - Division Vice President, Health Sciences

Paramedicine Program

Program Review Summary – Dr. Sarah Kort

The Paramedicine (PARM) program at Central Community College is a high-performing, workforce-aligned program that has demonstrated steady growth, strong student outcomes, and meaningful responsiveness to industry needs over the past five years. Enrollment has remained consistent with modest growth, averaging 27.2 students annually, reflecting sustained demand across the college's 25-county service area. This demand is supported by strong employer partnerships and a clear need for trained paramedics in both traditional EMS roles and expanding healthcare settings.

Instructional activity has increased significantly, with student credit hours and FTE trending upward over time, indicating growing program utilization. The program's hybrid delivery model continues to effectively serve working EMS professionals by balancing flexibility with essential hands-on training. In response to competitive pressures and employer feedback, the program transitioned to a one-year cohort model in Fall 2025, allowing students to complete training more efficiently while maintaining employment. This change positions the program to remain competitive while expanding access.

Student success outcomes are a clear strength. Course completion rates have remained consistently high, averaging 93.2% over five years, well above institutional benchmarks. Student learning outcomes reflect 100% of direct measures meeting proficiency standards, and employer and graduate feedback consistently report over 90% proficiency in both professional and technical skills. These results highlight the effectiveness of instruction, strong curriculum design, and the program's emphasis on applied, simulation-based learning.

The program also demonstrates strong productivity and credential attainment. Over the past five years, 94 awards have been conferred across certificate, diploma, and degree levels, averaging 18.8 awards annually and exceeding CCPE benchmarks. Graduate outcomes remain strong, with a five-year average of 93.3% of graduates employed full-time or continuing their education, reinforcing the program's role in preparing students for immediate workforce entry.

Operationally, the program is efficient and exceeds key performance benchmarks, including a five-year average of 350.56 student credit hours per faculty FTE. Looking ahead, the program is well-positioned for continued growth and impact. Strategic priorities include strengthening recruitment pipelines through EMT and high school partnerships, expanding enrollment, and enhancing training through advanced simulation and specialty certification opportunities. Continued investment in simulation technology, equipment, and faculty support will be critical to maintaining high-quality instruction and meeting evolving workforce demands.

Overall, the Paramedicine program demonstrates strong alignment with community and workforce needs, consistent student success, and a proactive approach to program improvement. Its ability to adapt, maintain high performance, and respond to industry trends positions it as a vital and sustainable component of the Health Sciences division.

Program: Paramedicine

I. College Mission: Central Community College maximizes student and community success.

II. College Vision:

CCC's vision is to be a leader through measuring:

- Student success in reaching their educational goals through a quality education led by dedicated faculty and staff, resulting in career opportunities, credit transfers, continued education, and a positive return on investment for students and the community.
- Preparation of a skilled workforce through expanded work-based learning partnerships and entrepreneurship opportunities, while utilizing modern facilities, technologies, and alumni engagement.
- Partnerships with public and private entities to develop innovative solutions that address the evolving needs of current and future residents and our communities.

III. Program Mission Statement:

To educate and prepare paramedic students with the cognitive, psychomotor, and affective competencies necessary to provide high-quality prehospital care to their communities.

IV. Program Vision Statement:

To envision a future where paramedics are prepared with the knowledge, compassion, and professionalism required to serve as integral members of the healthcare system.

Labor Market Data

Labor market data is provided by Lightcast, which shows which jobs, skills, and education are in demand in CCC's service area, Nebraska, and nationally. It pulls information from official government sources such as the US Census Bureau, Bureau of Economic Analysis, and Bureau of Labor Statistics, and is enriched with data from online social profiles, resumes, and job postings to provide a complete view of the workforce.

Report Parameters: 2026 to 2031 Forecast

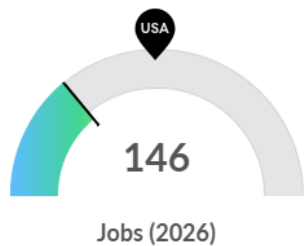
Lightcast Q4 2025 Data Set

PARM Occupations:

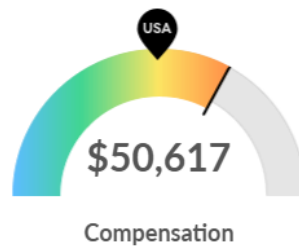
SOC Code	SOC Title	SOC Definition
29-2042	Emergency Medical Technicians	Assess injuries and illnesses and administer basic emergency medical care. May transport injured or sick persons to medical facilities. Excludes "Paramedics" (29-2043), "Firefighters" (33-2011), and "Ambulance Drivers and Attendants, Except Emergency Medical Technicians" (53-3011).
29-2043	Paramedics	Administer basic or advanced emergency medical care and assess injuries and illnesses. May administer medication intravenously, use equipment such as EKGs, or administer advanced life support to sick or injured individuals. Excludes "Emergency Medical Technicians" (29-2042) and "Ambulance Drivers and Attendants, Except Emergency Medical Technicians" (53-3011).

Job Demand Summary

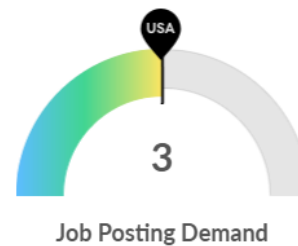
Average Job Posting Demand Over a Thin Supply of Regional Jobs



Your area is not a hotspot for this kind of job. The national average for an area this size is 309* employees, while there are 146 here.



Earnings are high in your area. The national median salary for your occupations is \$46,198, compared to \$50,617 here.



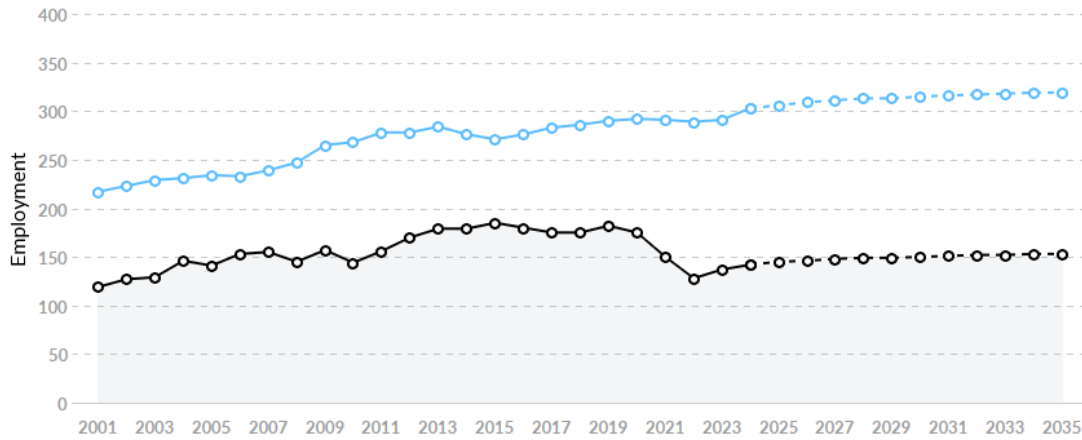
Job posting activity is about average in your area. The national average for an area this size is 3* job postings/mo, while there are 3 here.

*National average values are derived by taking the national value for your occupations and scaling it down to account for the difference in overall workforce size between the nation and your area. In other words, the values represent the national average adjusted for region size.

Jobs Forecast

Regional Employment Is Lower Than the National Average

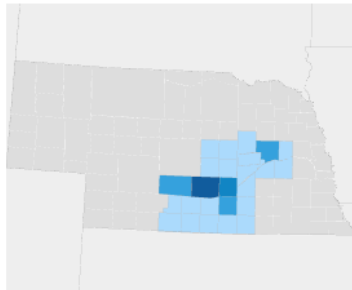
An average area of this size typically has 309* jobs, while there are 146 here. This lower than average supply of jobs may make it more difficult for workers in this field to find employment in your area.



Region	2026 Jobs	2031 Jobs	Change	% Change
● CCC Service Area	146	151	5	3.3%
● National Average	309	316	7	2.4%

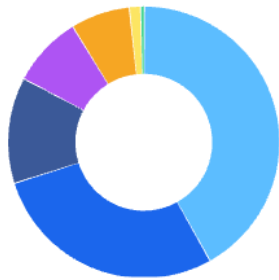
*National average values are derived by taking the national value for your occupations and scaling it down to account for the difference in overall workforce size between the nation and your area. In other words, the values represent the national average adjusted for region size.

Regional Breakdown



County	2026 Jobs
Buffalo County, NE	51
Hall County, NE	19
Platte County, NE	14
Adams County, NE	12
Dawson County, NE	11

Most Jobs are Found in the Local Government, Excluding Education and Hospitals Industry Sector

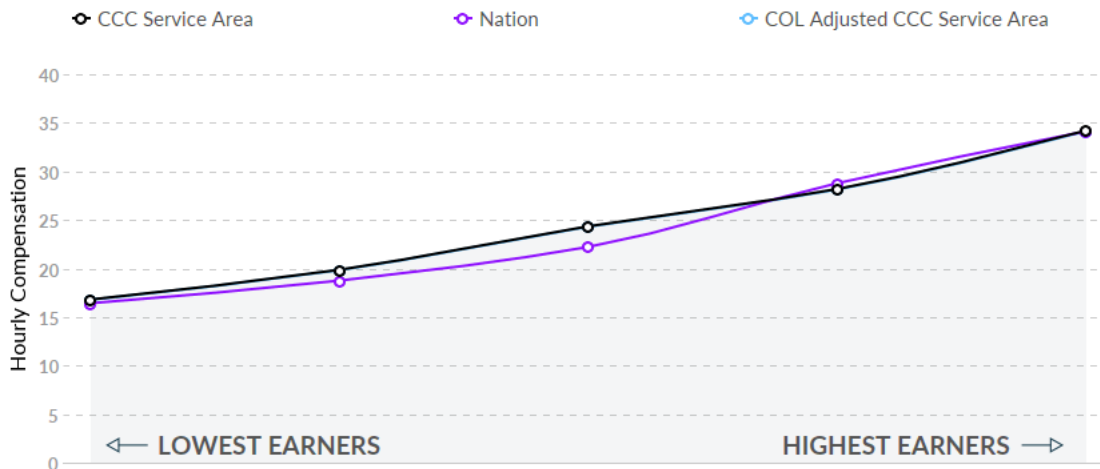


Industry	% of Occupation in Industry (2026)
Local Government, Excluding Education and Hospitals	41.8%
Other Ambulatory Health Care Services	28.2%
General Medical and Surgical Hospitals	12.6%
Education and Hospitals (Local Government)	8.5%
Federal Government, Military	7.1%
Outpatient Care Centers	1.3%
Other	0.5%

Compensation

Regional Compensation Is 10% Higher Than National Compensation

For your occupations, the 2024 median wage in your area is \$24.34/hr, while the national median wage is \$22.21/hr.



Job Posting Activity



39 Unique Job Postings

The number of unique postings for this job over the last 12 months.



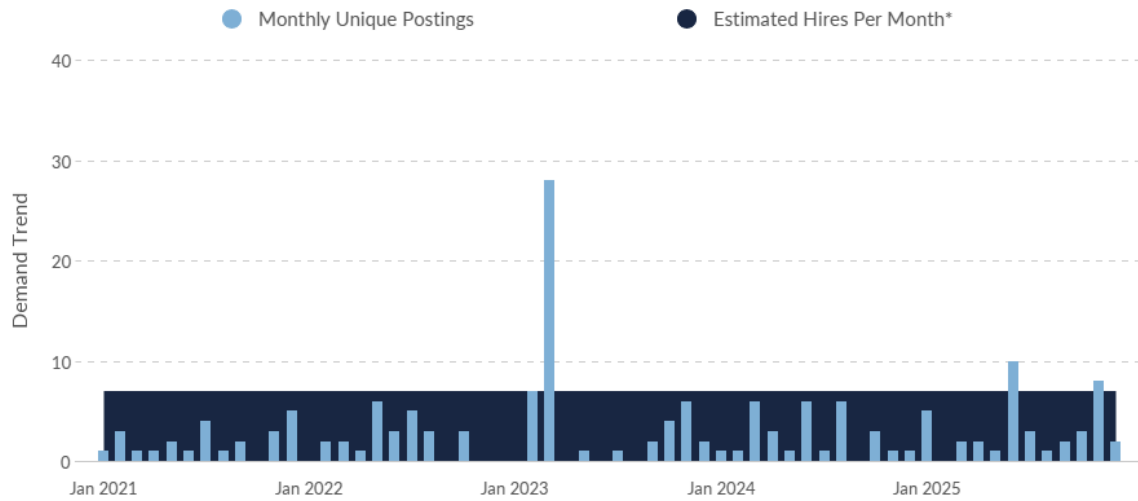
16 Employers Competing

All employers in the region who posted for this job over the last 12 months.



18 Day Median Duration

Posting duration is 6 days shorter than what's typical in the region.



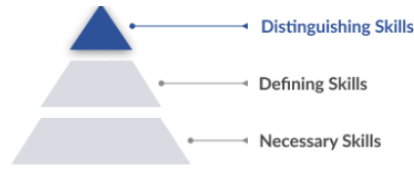
Occupation	Avg Monthly Postings (Jan 2025 - Dec 2025)	Avg Monthly Hires (Jan 2025 - Dec 2025)
Paramedics	2	3
Emergency Medical Technicians	1	4

*A hire is reported by the Quarterly Workforce Indicators when an individual's Social Security Number appears on a company's payroll and was not there the quarter before. Lightcast hires are calculated using a combination of Lightcast jobs data, information on separation rates from the Bureau of Labor Statistics (BLS), and industry-based hires data from the Census Bureau.

Top Companies	Unique Postings	Top Job Titles	Unique Postings
Ameripro Ems	6	Paramedics	15
AMR	5	Flight Paramedics	9
Air Methods	4	Emergency Medical Techniciar	5
Lehigh Valley Health Network	4	Emergency Medical Technician	2
CommonSpirit Health	3	Emergency Response Manage	2
Apollo Medflight	1	Systems Supervisors	2
CHI Health	1	HBO Technicians	1
International Sos Government	1	Medical Equipment Delivery E	1
JBS Foods	1	Public Health Specialists	1
Join Parachute	1		

Top Distinguishing Skills By Demand

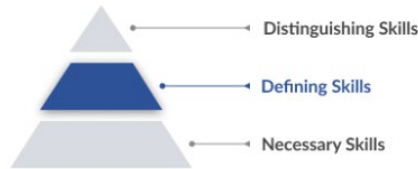
An occupation's Distinguishing Skills are the advanced skills that are called for occasionally. An employee with these skills is likely more specialized and able to differentiate themselves from others in the same role.



Skill	Salary Boosting	Job Postings Requesting	Projected Growth	Growth Relative to Market
Nationally Registered Paramedic (NRP)	✗	1	+1.9%	Lagging
Advanced Emergency Medical Technician (AEMT)	✗	1	-1.3%	Lagging
Flight Nursing	✓	0	+19.5%	Growing
Emergency Vehicle Operator Course (EVOC)	✗	0	+8.4%	Stable
Amazon Product Advertising API	✗	0	+8.6%	Growing
Pharmaceutical Marketing	✓	0	-4.6%	Lagging
Number Systems	✗	0	-1.3%	Lagging
Emergency Vehicle Operation	✗	0	-2.3%	Lagging

Top Defining Skills By Demand

An occupation's Defining Skills represent the day-to-day tasks and responsibilities of the job. An employee needs these skills to qualify for and perform successfully in this occupation.

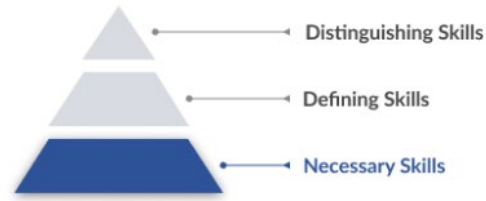


Skill	Salary Boosting	Job Postings Requesting	Projected Growth	Growth Relative to Market
Basic Life Support (BLS) Certification	✗	34	+13.9%	Growing
Advanced Cardiovascular Life Support (ACLS) Certification	✗	29	+12.3%	Growing
Paramedic (EMT-P)	✗	26	+7.6%	Stable
Emergency Medical Services	✓	25	+9.9%	Growing
Ambulances	✗	23	+17.1%	Growing
Pediatric Advanced Life Support (PALS)	✗	23	+12.9%	Growing
Valid Driver's License	✗	21	+7.5%	Stable
Cardiopulmonary Resuscitation (CPR)	✓	19	+14.8%	Growing
Emergency Medical Technician (EMT)	✗	18	+8.1%	Stable
Nationally Registered Emergency Medical Technician (NREMT)	✗	17	+1.8%	Lagging

Top Necessary Skills By Demand

An occupation's Necessary Skills are the specialized skills required for that job and relevant across other similar jobs.

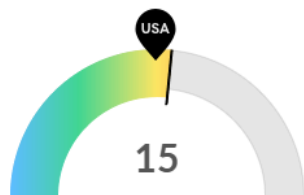
An employee needs these skills as building blocks to perform the more complex Defining Skills.



Skill	Salary Boosting	Job Postings Requesting	Projected Growth	Growth Relative to Market
Advanced Cardiovascular Life Support (ACLS) Certification	✗	29	+12.3%	Growing
Paramedic (EMT-P)	✗	26	+7.6%	Stable
Trauma Care	✗	19	+11.9%	Growing
Advanced Life Support	✗	16	+9.3%	Growing
Life Support	✗	12	+12.7%	Growing
Pediatrics	✗	11	+11.2%	Growing
Neonatal Resuscitation Program Certification (NRP)	✗	11	+7.6%	Stable
Critical Care	✗	11	+4.1%	Lagging
Billing	✗	10	+20.0%	Rapidly Growing
Electrocardiography	✗	9	+11.4%	Growing

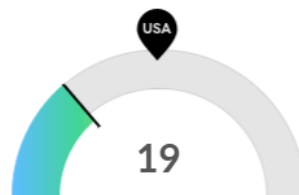
Occupation Demographics

Retirement Risk Is About Average, While Overall Diversity Is Low



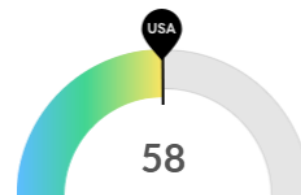
Retiring Soon

Retirement risk is about average in your area. The national average for an area this size is 13* employees 55 or older, while there are 15 here.



Racial Diversity

Racial diversity is low in your area. The national average for an area this size is 42* racially diverse employees, while there are 19 here.

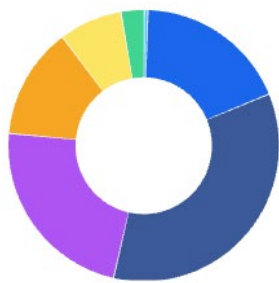


Gender Diversity

Gender diversity is about average in your area. The national average for an area this size is 58* female employees, while there are 58 here.

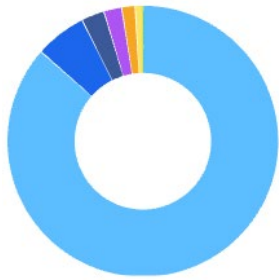
*National average values are derived by taking the national value for your occupations and scaling it down to account for the difference in overall workforce size between the nation and your area. In other words, the values represent the national average adjusted for region size.

Occupation Age Breakdown



	% of Jobs	Jobs
14-18	0.4%	1
19-24	18.3%	26
25-34	34.8%	49
35-44	22.9%	32
45-54	13.3%	19
55-64	7.6%	11
65+	2.8%	4

Occupation Race/Ethnicity Breakdown



	% of Jobs	Jobs
White	86.4%	123
Hispanic or Latino	6.1%	9
Black or African American	2.8%	4
Two or More Races	2.1%	3
Asian	1.6%	2
American Indian or Alaska Native	1.0%	1
Native Hawaiian or Other Pacific Islander	0.0%	0

Occupation Gender Breakdown



	% of Jobs	Jobs
Males	59.5%	85
Females	40.5%	58

Occupational Programs



2 Programs

Of the programs that can train for this job, 2 have produced completions in the last 5 years.







79 Completions (2024)

The completions from all regional institutions for all degree types.



12 Openings (2024)

The average number of openings for an occupation in the region is 28.

CIP Code	Top Programs	Completions (2024)
51.0999	Allied Health Diagnostic, Intervention, and Treatment Professions, i	58 
51.0904	Emergency Medical Technology/Technician (EMT Paramedic)	21 
Top Schools	Completions (2024)	
University of Nebraska at Kearney	58	
Central Community College	21	

Key Trends and Insights of Labor Market Data:

Labor market data from Lightcast indicates growing demand for paramedics in Nebraska, across CCC’s service area, and nationally. Forecasts for 2026–2031 show an increase in employment opportunities in both traditional EMS services and expanded healthcare settings such as clinics and hospitals. This expansion reflects changes in the scope of practice for paramedics in Nebraska, allowing paramedics to work in a variety of clinical environments rather than only in EMS or Fire/EMS services. This shift broadens career opportunities for graduates and makes the field more attractive to individuals who do not wish to combine paramedic work with firefighting responsibilities.

The data also highlights demographic shifts within the workforce. Female representation in paramedicine is increasing, aligning with the program’s experience of rising female enrollment. This trend suggests that the field is becoming more accessible and appealing to a diverse student population, supporting both equity and workforce sustainability goals.

In addition, recent state and federal initiatives are increasing funding and support for EMS and paramedic education, further enhancing employment opportunities for program graduates. These investments, combined with ongoing labor market growth, indicate strong alignment among program training, certification, and employer demand, positioning the program to continue producing graduates who can meet workforce needs.

Supporting Data

Awards

Degree/ Credential Awarded	2020-21	2021-22	2022-23	2023-24	2024-25	5-yr total	5-yr avg.
AAS	8	4	5	6	6	29	5.8
Diploma	9	4	5	6	4	28	5.6
Certificate	8	4	8	9	8	37	7.4
Total Awards	25	12	18	21	18	94	18.8
Unduplicated # of graduates	12	4	8	10	8	42	8.4

	2020-21	2021-22	2022-23	2023-24	2024-25	5-yr total	5-yr avg.
Degrees	8	4	5	6	6	29	5.80
Total awards	25	12	18	21	18	94	18.80
FT program faculty	0.93	1.03	1.06	1.44	1.81	6.27	1.25

	2020-21	2021-22	2022-23	2023-24	2024-25	5-yr total	5-yr avg.
Degrees/ FT faculty	8.60	3.88	4.72	4.17	3.31	4.63	4.64
Awards/ FT faculty	26.88	11.65	16.98	14.58	9.94	14.99	15.04

LOA	Award Name	2020-21	2021-22	2022-23	2023-24	2024-25	5-yr total	5-yr avg.
AAS_PARM	Paramedicine Degree	8	4	5	6	6	29	5.8
DIP_PARM	Paramedicine Diploma	9	4	5	6	4	28	5.6
CER_PARM	Paramedicine Certificate	8	4	8	9	8	37	7.4
TOTAL		25	12	18	21	18	94	18.80

Key Trends and Insights of 2024-25 Awards:

Over the past five years, the Paramedicine program has produced a total of 94 awards across all credential levels, with an average of 18.8 awards per year, exceeding the CCPE minimum performance standard of 10 awards annually. The program awarded 18 total credentials in 2024–25, consistent with the program’s five-year average and reflective of steady graduate output. Across the same period, the program produced 42 unduplicated graduates, averaging 8.4 graduates per year.

The program offers stackable credential opportunities through a Paramedicine Certificate, Diploma, and Associate of Applied Science (AAS) Degree. Over the past five years, 29 associate degrees and 28 diplomas were awarded, with five-year averages of 5.8 degrees and 5.6 diplomas annually. While all students earn the paramedicine certificate, not all students initially complete the additional general education requirements necessary for the diploma or associate degree, particularly those who enter the program while working full-time in EMS.

A noticeable decline in awards occurred in 2021–22, when total awards decreased to 12, before gradually increasing again to 18 awards in 2024–25. This decline is partially attributable to the timing of students completing general education coursework required for the diploma and degree. Historically, some EMS employers covered the cost of paramedicine training but did not consistently support funding for the general education courses required for the higher credentials. As employer support for these courses has expanded, more students are now completing the additional coursework required for the diploma and associate degree.

The program has also made structural adjustments to support credential completion by front-loading general education coursework and incorporating the EMT course into the program pathway prior to entry into the paramedicine technical sequence. This approach places students on a clearer academic pathway toward completing not only the paramedicine certificate but also the diploma and associate degree. By ensuring students begin completing these requirements earlier in their academic plan, the program expects continued increases in diploma and degree completion rates in future reporting periods.

In addition to strong award production overall, the program demonstrates solid productivity relative to faculty resources. Over the five-year period, the program averaged 4.64 degrees per

faculty FTE and 15.04 total awards per faculty FTE, indicating efficient use of instructional resources despite the program’s reliance on adjunct faculty.

Student Credit Hours Produced per Faculty FTE

	2020-21	2021-22	2022-23	2023-24	2024-25	5-yr avg.
Student credit hours (SCH)	282	360	439	637	473	438.20
Faculty full-time equivalency (FTE)	0.93	1.03	1.06	1.44	1.81	1.25
SCH/ Faculty FTE	303.23	349.51	414.15	442.36	261.33	350.56

Source: Program Stats by Alpha and Instructor-Student FTE reports.

**By term analysis combined to conduct an annual review. Numbers reported reflect 3 negotiated contract periods (FA17-SU20, FA20-SU22, FA22-SU25). Numbers for 22-23 and 23-24 FTE reflect updated tracking method for part-time instructors.*

Key Trends and Insights of 2024-25 Student Credit Hours/ Faculty FTE:

Student credit hour (SCH) production within the PARM program has generally increased over the past five years, growing from 282 SCH in 2020–21 to a peak of 637 SCH in 2023–24, before declining to 473 SCH in 2024–25. The five-year average is 438.2 SCH annually, indicating steady instructional demand within the program overtime.

Faculty full-time equivalency (FTE) has also increased during this period, rising from 0.93 FTE in 2020–21 to 1.81 FTE in 2024–25, with a five-year average of 1.25 FTE. The increase in faculty FTE reflects greater reliance on adjunct instructors as course offerings and instructional needs have expanded.

As a result of these trends, the SCH per Faculty FTE ratio increased steadily from 303.23 in 2020–21 to 442.36 in 2023–24. In 2024–25, the ratio decreased to 261.33, primarily due to a combination of lower SCH production and an increase in reported faculty FTE. Despite this decline, the five-year average of 350.56 SCH per Faculty FTE remains well above the CCPE minimum performance standard of 275, demonstrating that the program continues to meet institutional expectations for faculty productivity.

Currently, the Paramedicine program does not have a dedicated full-time faculty member and relies heavily on an experienced adjunct faculty to deliver instruction. While this model has supported program delivery and growth to date, increasing instructional demand and the implementation of the new one-year cohort model may place additional demands on instructional coordination, student support, and program oversight.

As student credit hour production continues to grow, the program will evaluate the feasibility of establishing a full-time faculty position to provide greater instructional stability, support program expansion, and ensure adequate oversight of curriculum delivery, and student mentorship. Exploring a full-time faculty role may also help sustain SCH production levels while strengthening program capacity to meet workforce demand.

Vice President Summary Statement:

The Paramedicine Program continues to be a needed program in the community, with strong support from area EMS employers that hire our graduates. This demand has led to consistent enrollment, with a five-year average of 27.2 students, and strong completion rates (five-year average of 93.2%), which is remarkable given that most courses are taught by adjuncts. In response to feedback from employers and pressure from competing programs, the program implemented a new one-year cohort model, which began in the fall of 2025.

Both the SCH/Faculty FTE ratio and the average annual award thresholds required by the CCPE have been met and exceeded at 350.56 and 18.8, respectively. The program has demonstrated its ability to adapt to changing trends within the profession and provide much-needed trained paramedics throughout our 25-county area.

Coordinating Commission for Postsecondary Education Review of Existing Instructional Programs

Institution: Central Community College **Program:** Pharmacy Technician

I certify the following:

- the information provided regarding this program is accurate
- the above-named institution has in place a procedure for reviewing instructional programs
- such review took place and was presented to the institution's governing board on **May 21, 2026**
- the governing board's action was: **Approved - pending**

Signed: _____
(Chief Academic Officer or designated representative)

(Date)

Evidence of Demand and Efficiency

		20-21	21-22	22-23	23-24	24-25	5 yr avg*
Student Credit Hours (SCH)		122	184	56	179	172	142.60
Faculty Full-time Equivalency (FTE)		1.37	1.36	1.42	1.13	1.26	1.31
SCH/Faculty FTE		89.05	135.29	39.44	158.41	136.51	108.85
Number of Degrees and Awards <i>(list degrees/awards separately)</i>	AAS	5	1	3	2	4	3.0
	Diploma	7	1	6	1	6	4.2
	Certificate	0	0	0	0	13	2.6
	Total Awards	12	2	9	3	23	9.8

*By term analysis combined to conduct an annual review. Numbers reported reflect 3 negotiated contract periods (FA17-SU20, FA20-SU22, FA22-SU25). Numbers for 22-23 and 23-24 FTE reflect updated tracking method for part-time instructors.

Evidence of Need (provide a detailed explanation below or attach documentation)

Justification if the program is below either of the CCPE thresholds—complete page 2

For CCPE use: reviewer/date

Justification if the program is below CCPE thresholds—check one or more boxes and provide a detailed explanation or attach a document

Program is critical to the role and mission of the institution (detailed explanation).

The Pharmacy Technician (PHRM) program supports Central Community College's mission of maximizing student and community success by providing an accessible pathway into a high-demand healthcare field. The program serves a significant number of part-time, working, and non-traditional students who require flexible options to enter or advance in the workforce.

The program equips students with both technical and operational pharmacy skills that directly support patient care, medication safety, and healthcare system efficiency. This alignment with workforce preparation, particularly in a critical support role within healthcare, reinforces the program's importance to CCC's mission, even as it operates at a smaller scale.

The program's stackable credential structure (certificate, diploma, and AAS) also provides a flexible workforce development model. Students can enter the workforce quickly and continue their education over time, supporting both immediate employment needs and long-term career advancement.

Program contains courses supporting general education or other programs (detailed explanation).

Interdisciplinary program (providing the program meets the requirements set in the existing policy for interdisciplinary programs) (explain).

Student or employer demand, or demand for intellectual property is high and external funding would be jeopardized by discontinuing the program (explain).

Program provides unique access to an underserved population or geographical area (explain).

The Pharmacy Technician program plays an important role in expanding access to healthcare education across CCC's predominantly rural service area. The program's delivery model, which includes distance and flexible learning options, allows students to complete coursework while remaining in their local communities, an essential factor for individuals balancing work, family, and geographic constraints.

This access is particularly critical in rural areas where educational options in specialized healthcare fields are limited. By offering a local pathway into pharmacy technician careers, the program reduces barriers related to travel and relocation while increasing participation among non-traditional and place-bound students. In addition, the program supports workforce sustainability in rural communities by preparing students who are more likely to remain in the region after completion. Local healthcare providers, including retail and hospital pharmacies, rely on accessible training programs like CCC's to develop a pipeline of qualified technicians who can meet ongoing staffing needs.

Program meets a unique need in the region, state, or nation (explain).

Program is newly approved within the last five years (no additional justification needed).

Other (detailed explanation).

Over the past five years, the program has averaged 142.60 student credit hours and 9.8 total awards annually, with the most recent year (24–25) showing a significant increase to 23 total awards. This growth is largely attributed to the addition of industry-aligned certificates in Retail Pharmacy and Sterile Compounding, which expanded stackable credential opportunities and supported increased completion.



Pharmacy Technician

Coordinating Commission Seven-Year Review 2026

Information in this report reviewed and recommended to cabinet:

Central Community College Educational Services, 04/23/2026

Recommended continuation of programs without monitoring:

Central Community College College Cabinet, 05/07/2026

Central Community College Board of Governors, 05/21/2026-PENDING

Kerri Dey - Program Director
Karen Smallwood - Program Instructor

Kerri Dey - Associate Dean of Instruction, Health Sciences
Dr. Sarah Kort - Dean of Instruction, Health Sciences
Dr. Marcie Kemnitz - Division Vice President, Health Sciences

Pharmacy Technician Program

Program Review Summary – Dr. Sarah Kort

The Pharmacy Technician (PHRM) program at Central Community College prepares students for certification and employment in pharmacy support roles across retail, hospital, and healthcare settings. The program emphasizes technical competencies, professional behavior, critical thinking, and workplace readiness, with curriculum aligned to industry standards, state requirements, and Pharmacy Technician Certification Board (PTCB) expectations.

The program demonstrates stable enrollment with recent momentum. Over the past five years, it has averaged 142.60 student credit hours and 9.8 total awards annually, with the most recent year (24–25) showing a significant increase to 23 total awards. This growth is largely attributed to the addition of industry-aligned certificates in Retail Pharmacy and Sterile Compounding, which expanded stackable credential opportunities and supported increased completion.

Student success remains a clear strength. Course completion reached 94% in 2024–25, exceeding benchmark expectations, with improved retention across both full-time and part-time students. Graduate and employer feedback consistently indicate high levels of satisfaction with both technical competencies and professional readiness.

The program's flexible hybrid delivery model continues to meet the needs of working students and those across CCC's rural service area, improving access while maintaining essential hands-on learning experiences. The program is also well-aligned with workforce demand, with employers continuing to express a need for trained pharmacy technicians who can support both operational and patient care functions.

While the program falls below CCPE thresholds for SCH/FTE (five-year average of 108.85) and slightly below the minimum average annual awards benchmark (9.8), performance in other key areas remains strong. Additionally, recent increases in completions and continued positive student and employer outcomes demonstrate forward momentum and ongoing relevance. Continued attention to recruitment, particularly among new and first-time students, along with exploration of early college opportunities and high school partnerships, will be important to strengthening the enrollment pipeline. Additional focus on PTCB exam preparation and hands-on training may further support student success and credential attainment.

Overall, the Pharmacy Technician program remains a valuable contributor to CCC's healthcare workforce pipeline. With strong student outcomes, positive employer feedback, and recent growth in completions, the program is well-positioned to continue serving students and meeting regional workforce needs, with targeted efforts needed to sustain and build enrollment moving forward.

Program: Pharmacy Technician

I. **College Mission:** Central Community College maximizes student and community success.

II. **College Vision:**

CCC's vision is to be a leader through measuring:

- Student success in reaching their educational goals through a quality education led by dedicated faculty and staff, resulting in career opportunities, credit transfers, continued education, and a positive return on investment for students and the community.
- Preparation of a skilled workforce through expanded work-based learning partnerships and entrepreneurship opportunities, while utilizing modern facilities, technologies, and alumni engagement.
- Partnerships with public and private entities to develop innovative solutions that address the evolving needs of current and future residents and our communities.

III. **Program Mission Statement:**

It is the mission of the Pharmacy Technician Program at Central Community College to produce highly trained and skilled individuals who are ready to successfully perform the duties of a pharmacy technician in a variety of occupational environments. They will have the knowledge and skills to communicate effectively with other healthcare professionals, as well as their customers or patients. These individuals will be detail oriented, have an appreciation for lifelong learning, and be ready to excel in the fast-paced and evolving field of pharmacy technology.

IV. **Program Vision Statement:**

The Pharmacy Technician program at Central Community College – Grand Island provides the training needed to begin a high demand career in a growing healthcare field. The program will provide educational opportunities and key fundamentals that are essential to practice in a pharmacy setting. Students will be prepared to work in retail, hospital, and/or home health environments. Pharmacy technicians play an essential role in the pharmacy setting. Patient safety, organized work systems, and quality assurance practices are key traits of a technician, all of which will be characteristics of program graduates.

The curriculum is based on the Standards and Guidelines of the American Society of Health-System Pharmacists (ASHP)/ Accreditation Council for Pharmacy Education (ACPE).

Successful graduates will receive a diploma or an Associates of Applied Science degree.

Students take the Pharmacy Technician Certification Exam (PTCE) at the end of the program giving them the opportunity to be Pharmacy Technician Certification Board (PTCB) certified. Upon passing the exam, students become Certified Pharmacy Technicians (CPhT).

The program is offered online, allowing access to coursework in a setting most conducive to students. One day per week on campus is required to fulfill hands-on laboratory practice.

Labor Market Data

Labor market data is provided by Lightcast, which shows which jobs, skills, and education are in demand in CCC's service area, Nebraska, and nationally. It pulls information from official government sources such as the US Census Bureau, Bureau of Economic Analysis, and Bureau of Labor Statistics, and is enriched with data from online social profiles, resumes, and job postings to provide a complete view of the workforce.

Report Parameters: 2026 to 2031 Forecast

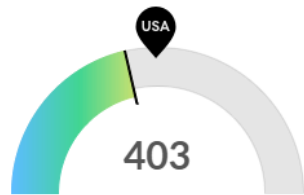
Lightcast Q4 2025 Data Set

PHRM Occupations:

SOC Code	SOC Title	SOC Definition
29-2052	Pharmacy Technicians	Prepare medications under the direction of a pharmacist. May measure, mix, count out, label, and record amounts and dosages of medications according to prescription orders.

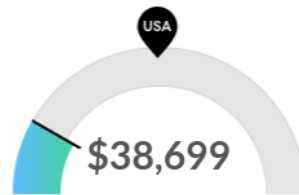
Job Demand Summary

Average Job Posting Demand Over a Thin Supply of Regional Jobs



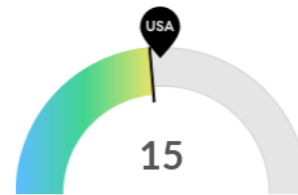
Jobs (2026)

Your area is not a hotspot for this kind of job. The national average for an area this size is 499* employees, while there are 403 here.



Compensation

Earnings are low in your area. The national median salary for Pharmacy Technicians is \$43,454, compared to \$38,699 here.



Job Posting Demand

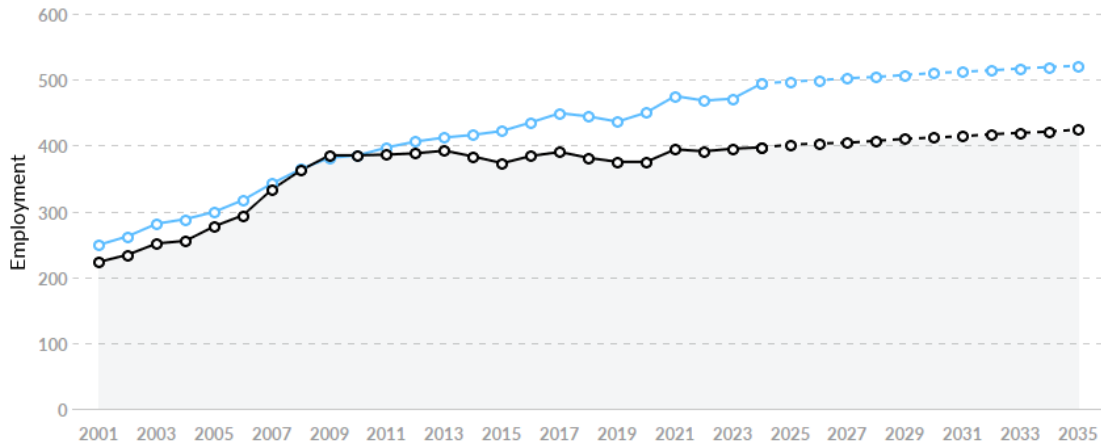
Job posting activity is about average in your area. The national average for an area this size is 16* job postings/mo, while there are 15 here.

*National average values are derived by taking the national value for Pharmacy Technicians and scaling it down to account for the difference in overall workforce size between the nation and your area. In other words, the values represent the national average adjusted for region size.

Jobs Forecast

Regional Employment Is Lower Than the National Average

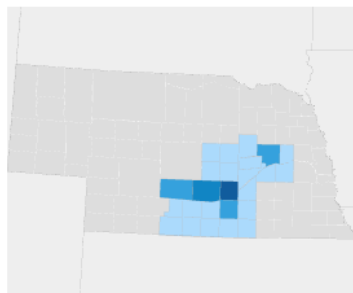
An average area of this size typically has 499* jobs, while there are 403 here. This lower than average supply of jobs may make it more difficult for workers in this field to find employment in your area.



Region	2026 Jobs	2031 Jobs	Change	% Change
● CCC Service Area	403	414	12	2.9%
● National Average	499	512	13	2.5%

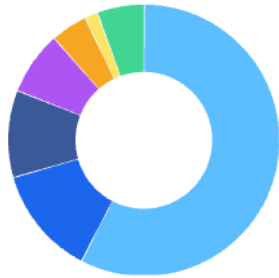
*National average values are derived by taking the national value for Pharmacy Technicians and scaling it down to account for the difference in overall workforce size between the nation and your area. In other words, the values represent the national average adjusted for region size.

Regional Breakdown



County	2026 Jobs
Hall County, NE	101
Buffalo County, NE	67
Adams County, NE	49
Platte County, NE	41
Dawson County, NE	28

Most Jobs are Found in the Health and Personal Care Retailers Industry Sector

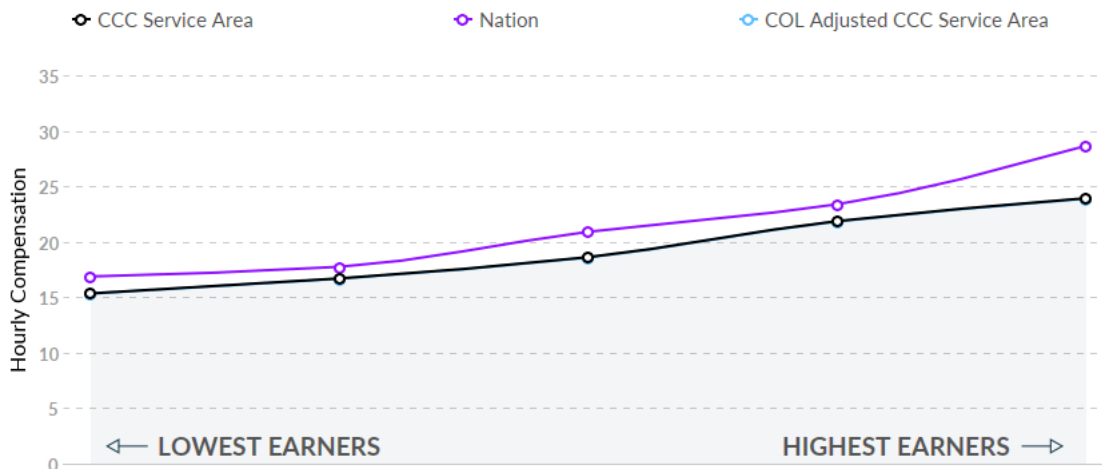


Industry	% of Occupation in Industry (2026)
Health and Personal Care Retailers	57.5%
General Medical and Surgical Hospitals	13.0%
Warehouse Clubs, Supercenters, and Other General Merchandise Retailers	10.4%
Grocery Stores	7.6%
Education and Hospitals (Local Government)	4.4%
Department Stores	1.6%
Other	5.6%

Compensation

Regional Compensation Is 11% Lower Than National Compensation

For Pharmacy Technicians, the 2024 median wage in your area is \$18.61/hr, while the national median wage is \$20.89/hr.



Job Posting Activity



180 Unique Job Postings

The number of unique postings for this job over the last 12 months.



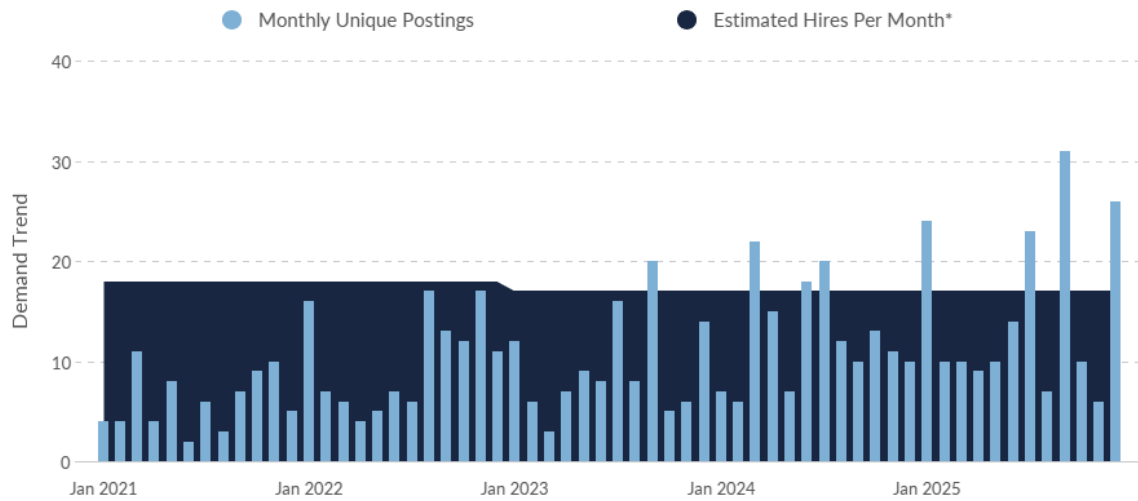
29 Employers Competing

All employers in the region who posted for this job over the last 12 months.



24 Day Median Duration

Posting duration is the same as what's typical in the region.



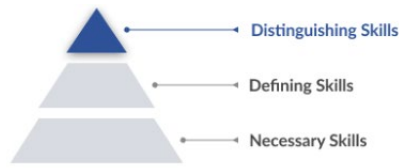
Occupation	Avg Monthly Postings (Jan 2025 - Dec 2025)	Avg Monthly Hires (Jan 2025 - Dec 2025)
Pharmacy Technicians	15	17

*A hire is reported by the Quarterly Workforce Indicators when an individual's Social Security Number appears on a company's payroll and was not there the quarter before. Lightcast hires are calculated using a combination of Lightcast jobs data, information on separation rates from the Bureau of Labor Statistics (BLS), and industry-based hires data from the Census Bureau.

Top Companies		Unique Postings	Top Job Titles		Unique Postings
Walgreens Boots Alliance	52	<div style="width: 52%;"></div>	Pharmacy Technicians	67	<div style="width: 67%;"></div>
CVS Health	37	<div style="width: 37%;"></div>	Pharmacy Interns	31	<div style="width: 31%;"></div>
Walmart	26	<div style="width: 26%;"></div>	Pharmacy Service Associates	17	<div style="width: 17%;"></div>
Hy-Vee	18	<div style="width: 18%;"></div>	Certified Pharmacy Technician	16	<div style="width: 16%;"></div>
Bryan Health	5	<div style="width: 5%;"></div>	Pharmacy Grad Interns	12	<div style="width: 12%;"></div>
Guardian Pharmacy Services	5	<div style="width: 5%;"></div>	Pharmacy Clerks	11	<div style="width: 11%;"></div>
Consonus Pharmacy Svc	4	<div style="width: 4%;"></div>	Pharmacy Technicians-in-Train	7	<div style="width: 7%;"></div>
Cardinal Health	2	<div style="width: 2%;"></div>	Fulfillment Pharmacy Technici	5	<div style="width: 5%;"></div>
CommonSpirit Health	2	<div style="width: 2%;"></div>	Bilingual Pharmacy Technician	3	<div style="width: 3%;"></div>
Ingles	2	<div style="width: 2%;"></div>	Pharmacists	2	<div style="width: 2%;"></div>

Top Distinguishing Skills By Demand

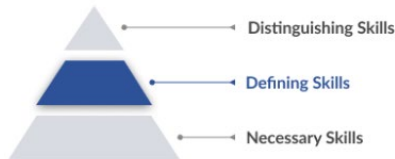
An occupation's Distinguishing Skills are the advanced skills that are called for occasionally. An employee with these skills is likely more specialized and able to differentiate themselves from others in the same role.



Skill	Salary Boosting	Job Postings Requesting	Projected Growth	Growth Relative to Market
Chemotherapy	✓	22	+15.0%	Growing
Issuing Refunds	✗	17	+10.2%	Growing
Stock Rotation	✗	17	+28.3%	Rapidly Growing
Order Delivery	✗	17	+21.8%	Rapidly Growing
Dosage Form	✓	8	+1.3%	Lagging
Automated Dispensing Machines	✓	5	+7.4%	Stable
Hospital Pharmacy	✓	5	+0.5%	Lagging
Compounded Sterile Preparations	✓	4	+6.6%	Stable
Admixtures	✓	3	+8.5%	Growing
Medication Therapy Management	✓	3	+12.7%	Growing

Top Defining Skills By Demand

An occupation's Defining Skills represent the day-to-day tasks and responsibilities of the job. An employee needs these skills to qualify for and perform successfully in this occupation.

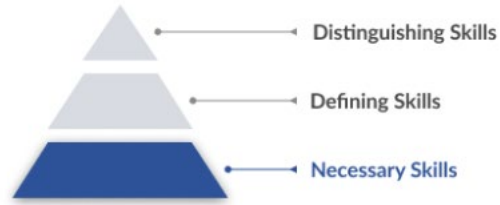


Skill	Salary Boosting	Job Postings Requesting	Projected Growth	Growth Relative to Market
Medical Prescription	✗	161	+8.5%	Growing
Workflow Management	✗	98	+18.0%	Growing
Inventory Management	✗	91	+12.6%	Growing
Certified Pharmacy Technician	✗	85	+9.4%	Growing
Pharmacist Assistance	✓	66	+18.9%	Growing
Pharmaceuticals	✓	65	+19.6%	Rapidly Growing
Cash Register	✗	63	+21.4%	Rapidly Growing
Pharmacy Systems	✗	53	0.0%	
Asset Protection	✗	52	+12.8%	Growing
Quality Improvement	✓	49	+16.1%	Growing

Top Necessary Skills By Demand

An occupation's Necessary Skills are the specialized skills required for that job and relevant across other similar jobs.

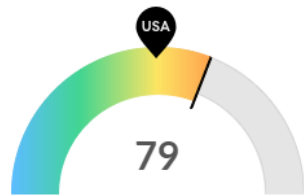
An employee needs these skills as building blocks to perform the more complex Defining Skills.



Skill	Salary Boosting	Job Postings Requesting	Projected Growth	Growth Relative to Market
Patient Safety	✘	38	+11.7%	Growing
Medical Privacy	✘	36	+16.6%	Growing
Inventory Control	✘	33	+11.6%	Growing
Registration	✘	29	+29.0%	Rapidly Growing
Billing	✘	14	+20.0%	Rapidly Growing
Data Entry	✘	5	+2.6%	Lagging
Regulatory Compliance	✘	2	+18.6%	Growing

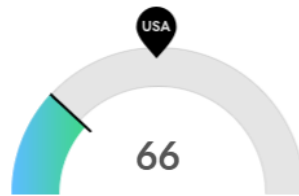
Occupation Demographics

Retirement Risk Is High, While Overall Diversity Is Low



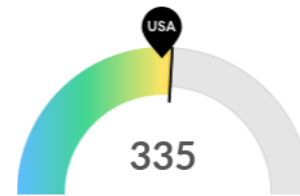
Retiring Soon

Retirement risk is high in your area. The national average for an area this size is 57* employees 55 or older, while there are 79 here.



Racial Diversity

Racial diversity is low in your area. The national average for an area this size is 168* racially diverse employees, while there are 66 here.



Gender Diversity

Gender diversity is about average in your area. The national average for an area this size is 317* female employees, while there are 335 here.

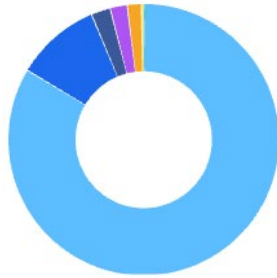
*National average values are derived by taking the national value for Pharmacy Technicians and scaling it down to account for the difference in overall workforce size between the nation and your area. In other words, the values represent the national average adjusted for region size.

Occupation Age Breakdown



	% of Jobs	Jobs
14-18	2.0%	8
19-24	17.6%	70
25-34	23.4%	93
35-44	22.1%	88
45-54	14.9%	59
55-64	13.8%	55
65+	6.1%	24

Occupation Race/Ethnicity Breakdown



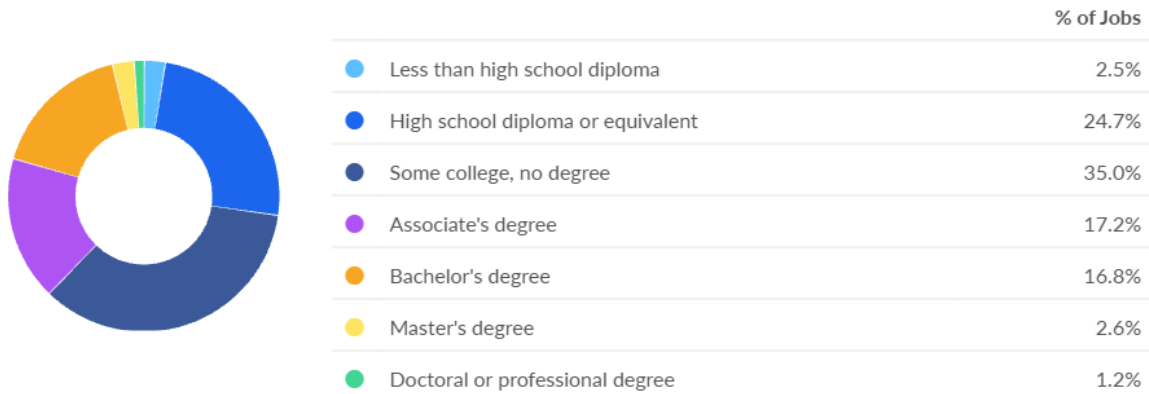
	% of Jobs	Jobs
White	83.5%	332
Hispanic or Latino	10.2%	40
Black or African American	2.3%	9
Asian	2.0%	8
Two or More Races	1.7%	7
American Indian or Alaska Native	0.3%	1
Native Hawaiian or Other Pacific Islander	0.0%	0

Occupation Gender Breakdown



	% of Jobs	Jobs
Males	15.7%	62
Females	84.3%	335

National Educational Attainment



Occupational Programs



1 Program

Of the programs that can train for this job, 1 has produced completions in the last 5 years.

CIP Code Top Programs

51.0805 Pharmacy Technician/Assistant

Top Schools

Central Community College



3 Completions (2024)

The completions from all regional institutions for all degree types.



42 Openings (2024)

The average number of openings for an occupation in the region is 28.

Completions (2024)

3

Completions (2024)

3

Key Trends and Insights of Labor Market Data:

Labor market data for Pharmacy Technicians (SOC 29-2052) indicate continued demand for trained professionals in Nebraska, CCC's service area, and nationally through 2031. The occupation is expected to grow steadily, driven by increasing healthcare needs, expanded pharmacy services, and an aging population requiring medication management.

Top skills in demand include accurate medication preparation, prescription recordkeeping, customer service, and proficiency with pharmacy software systems. Employers also emphasize professional and ethical behavior, critical thinking, and effective communication in the workplace.

Job postings suggest consistent hiring activity with competitive compensation trends, indicating strong workforce opportunities for graduates. The data also highlights that the PHRM program aligns closely with workforce needs, providing graduates with skills and credentials that support employment in high-demand positions locally and regionally.

Overall, labor market projections reinforce the continued relevance of the Pharmacy Technician

program and the importance of maintaining robust enrollment, applied training, and certification preparation to meet employer expectations.

Supporting Data

Awards

Degree/ Credential Awarded	2020-21	2021-22	2022-23	2023-24	2024-25	5-yr total	5-yr avg.
AAS	5	1	3	2	4	15	3.0
Diploma	7	1	6	1	6	21	4.2
Certificate	0	0	0	0	13	13	2.6
Total Awards	12	2	9	3	23	49	9.8
Unduplicated # of graduates	8	2	8	2	11	31	6.2

	2020-21	2021-22	2022-23	2023-24	2024-25	5-yr total	5-yr avg.
Degrees	5	1	3	2	4	15	3.00
Total awards	12	2	9	3	23	49	9.80
FT program faculty	1.37	1.36	1.42	1.13	1.26	6.54	1.31
Degrees/ FT faculty	3.65	0.74	2.11	1.77	3.17	2.29	2.29
Awards/ FT faculty	8.76	1.47	6.34	2.65	18.25	7.49	7.48

LOA	Award Name	2020-21	2021-22	2022-23	2023-24	2024-25	5-yr total	5-yr avg.
AAS_PHRM	Pharmacy Technician Degree	5	1	3	2	4	15	3.0
DIP_PHRM	Pharmacy Technician Diploma	7	1	6	1	6	21	4.2
CER_PHRM.R	Retail Pharmacy Certificate					9	9	9.0
CER_PHRM.S	Sterile Compounding Certificate					4	4	4.0
TOTAL		12	2	9	3	23	49	9.8

Key Trends and Insights of 2024-25 Awards:

In 2024–25, the Pharmacy Technician (PHRM) program awarded a total of 23 credentials, including 4 AAS degrees, 6 diplomas, and 13 certificates, representing the highest total in the five-year review period. This total significantly exceeds the five-year average of 9.8 awards and reflects strong program productivity and student progression. The number of unduplicated graduates also increased to 11 in 2024–25, compared to the five-year average of 6.2 graduates.

The increase in awards in 2024–25 was largely driven by the addition of new certificate pathways within the program, including the Retail Pharmacy Certificate and the Sterile Compounding Certificate. These certificates provided additional opportunities for students to earn stackable credentials aligned with workforce needs while progressing through the Pharmacy Technician program.

Credential attainment per full-time faculty also improved in 2024–25, with 18.25 awards per faculty FTE, significantly above the five-year average of 7.48. Degree production per faculty FTE was 3.17, slightly above the five-year average of 2.29, further reflecting strong instructional productivity during the year.

Overall, the 2024–25 data demonstrate significant growth in credential attainment and student completion. The addition of certificate pathways and continued student progression through the program have contributed to increased award production and expanded opportunities for students to obtain workforce-aligned credentials.

Student Credit Hours Produced per Faculty FTE

	2020-21	2021-22	2022-23	2023-24	2024-25	5-yr avg.
Student credit hours (SCH)	122	184	56	179	172	142.60
Faculty full-time equivalency (FTE)	1.37	1.36	1.42	1.13	1.26	1.31
SCH/ Faculty FTE	89.05	135.29	39.44	158.41	136.51	108.85

Source: Program Stats by Alpha and Instructor-Student FTE reports.

**By term analysis combined to conduct an annual review. Numbers reported reflect 3 negotiated contract periods (FA17-SU20, FA20-SU22, FA22-SU25). Numbers for 22-23 and 23-24 FTE reflect updated tracking method for part-time instructors.*

Key Trends and Insights of 2024-25 Student Credit Hours/ Faculty FTE:

In 2024–25, the Pharmacy Technician (PHRM) generated 136.51 student credit hours (SCH) per faculty FTE, exceeding the five-year average of 108.85 and reflecting increased instructional productivity compared to the prior academic year.

SCH per faculty FTE has fluctuated across the five-year period, with a notable decline in 2022–23 followed by recovery in 2023–24 and continued stability in 2024–25. These variations correspond with enrollment shifts and changes in faculty FTE tracking methodology.

While current productivity levels remain below the CCPE minimum performance standard of 275 SCH per faculty FTE, recent trends indicate improvement and stabilization following earlier decreases.

Overall, the 2024–25 data suggest improved program efficiency relative to the five-year average, with ongoing monitoring warranted to support continued progress toward institutional benchmarks.

Vice President Summary Statement:

While the Pharmacy Technician program has struggled with enrollment, it has not in other areas of performance. With the addition of two industry-driven certificates, the average number of awards over the five-year period has increased to 9.8, just slightly under the CCPE required threshold of 10. Course completion rates for the past two years have rebounded to over 90% and students are gaining employment after completing the program.

Unfortunately, the program has not met the minimum SCH/FTE five-year average threshold of 275; currently at 108.85, mainly due to low enrollment. However, there have been some yearly increases over the past two years, demonstrating improvement.

While the program has significant strengths, including the program director's strong involvement in promoting the program, providing flexibility through hybrid course delivery, meeting workforce demand, and ensuring students' success, additional work is needed to increase enrollment. The Pharmacy Technician program is well-positioned to maximize enrollment and will continue to be closely monitored to assess its long-term viability.

- Stabilization of SCH/Faculty FTE ratio. While still below the threshold, the ratio has stabilized with improved management of faculty resources.
- Course completion rates well above the college benchmark (80-94% in past three years).
- Increase in the number of awards with the creation of certificates, but even without those, the number of degree awards has increased.
- Graduates are finding employment and meeting workforce needs in the community.
- ESM data show growth in the number of positions in the future

**Coordinating Commission for Postsecondary Education
Review of Existing Instructional Programs**

Institution: Central Community College **Program:** Truck Driving

I certify the following:

- the information provided regarding this program is accurate
- the above-named institution has in place a procedure for reviewing instructional programs
- such review took place and was presented to the institution’s governing board on **May 21, 2026**
- the governing board’s action was: **Approved - pending**

Signed: _____
(Chief Academic Officer or designated representative)

(Date)

Evidence of Demand and Efficiency

		20-21	21-22	22-23	23-24	24-25	5 yr avg*
Student Credit Hours (SCH)		535	740	780	611	721	677.40
Faculty Full-time Equivalency (FTE)		1.5	1.5	1.0	1.0	1.0	1.2
SCH/Faculty FTE		356.67	493.33	780	611	721	564.50
Number of Degrees and Awards <i>(list degrees/awards separately)</i>	AAS						
	Diploma						
	Certificate	39	63	64	49	46	52.2
	Total Awards	39	63	64	49	46	52.2

*By term analysis combined to conduct an annual review. Numbers reported reflect 3 negotiated contract periods (FA17-SU20, FA20-SU22, FA22-SU25). Numbers for 22-23 and 23-24 FTE reflect updated tracking method for part-time instructors.

Evidence of Need (provide a detailed explanation below or attach documentation)

Justification if the program is below either of the CCPE thresholds—complete page 2

For CCPE use: reviewer/date

Justification if the program is below CCPE thresholds—check one or more boxes and provide a detailed explanation or attach a document

Program is critical to the role and mission of the institution (detailed explanation).

Program contains courses supporting general education or other programs (detailed explanation).

Interdisciplinary program (providing the program meets the requirements set in the existing policy for interdisciplinary programs) (explain).

Student or employer demand, or demand for intellectual property is high and external funding would be jeopardized by discontinuing the program (explain).

Program provides unique access to an underserved population or geographical area (explain).

Program meets a unique need in the region, state, or nation (explain).

Program is newly approved within the last five years (no additional justification needed).

Other (detailed explanation).



Truck Driving

Coordinating Commission Seven-Year Review 2026

Information in this report reviewed and recommended to cabinet:

Central Community College Educational Services, 04/23/2026

Recommended continuation of programs without monitoring:

Central Community College College Cabinet, 05/07/2026

Central Community College Board of Governors, 05/21/2026-PENDING

Matt McCann - Program Director

Ryan Pfeil - Program Trainer

Andrew Rayburn - Program Trainer

Alison Feeney - Associate Dean of Instruction, Career & Technical Sciences

Dr. Nate Allen - Dean of Instruction, Career & Technical Sciences

Dr. Christopher Waddle - Division Vice President, Career & Technical Sciences

Truck Driving Program

Program Review Summary – Dr. Nate Allen

The Truck Driving (TRUK) program continues to be a strong, consistent program meeting industry needs averaging 50+ certificates awarded annually. Truck Driving is a six-week, twelve credit certificate program with a program director and two full-time trainers. An additional trainer is shared with the Heavy Equipment Operator program.

With the program focus on providing instruction to prepare students to earn a class A commercial driver's license (CDL), eight class sessions are held over the course of a calendar year. TRUK does offer one class a year designed to prepare students to earn a class B CDL. The class is held in May and supports the diploma program for the Heavy Equipment Operator students.

The program also provides additional instruction along with testing for the class A CDL for participants that have completed online training and otherwise acquired the practical driving skills outside of CCC. The classroom portion is delivered online and provides an alternative learning format that is non-credit and serves those individuals that have acquired driving experience on a farm or other means and required to have documented learning for the classroom portion of the program. This format was developed as a result of documentation required by the Federal Motor Vehicle Department. Central Community College also provides third-party testing services for individuals to earn the class A or B CDL. There is a cost for the test and those fees are used by the program to help maintain the trucks and trailers.

The Truck Driving program is an expensive program to operate given it's an equipment intensive program. Striking the balance between offering an affordable program and covering the costs to maintain the driving range and truck fleet is getting more difficult. Drivers are able to train and test in automatic transmission trucks which are at times more affordable to purchase, yet other students prefer to learn both automatic and manual transmission trucks to prepare for testing. Students who earn a class A CDL with a manual transmission truck do not have any restrictions. Those testing in an automatic transmission truck have a restriction on their license that only allows the holder to operate trucks with an automatic transmission.

The Truck Driving program exceeds the threshold for ratio of student credit hours to full-time faculty equivalency, as well as awards (certificates) earned per year. We recommend continuation of the program.

Program: Truck Driving

I. **College Mission:** Central Community College maximizes student and community success.

II. **College Vision:**

CCC's vision is to be a leader through measuring:

- Student success in reaching their educational goals through a quality education led by dedicated faculty and staff, resulting in career opportunities, credit transfers, continued education, and a positive return on investment for students and the community.
- Preparation of a skilled workforce through expanded work-based learning partnerships and entrepreneurship opportunities, while utilizing modern facilities, technologies, and alumni engagement.
- Partnerships with public and private entities to develop innovative solutions that address the evolving needs of current and future residents and our communities.

III. **Program Mission Statement:**

To offer high quality training with knowledge and hands-on training designed to prepare students for safe, compliant, and professional entry-level careers in the commercial transportation industry.

IV. **Program Vision Statement:**

- Students completing the Truck Driving program will be prepared to enter the job market with entry-level skills and knowledge of the Commercial Over-the-Road industry.
- The program will meet ELDT requirements.
- The program will offer a high quality nationally recognized curriculum.
- The program will have one primary site and will evaluate the possibility of meeting the PTDI certification standards and becoming a certified PTDI training program.
- Equipment will be modern and representative of current equipment commonly found in the industry.
- Industry partnerships and sponsorships will be expanded to include a broad range of commercial carriers.
- All instructors and trainers will hold the Nebraska Driver Training School Instructor License and be Nebraska certified 3rd party testers.

Labor Market Data

Labor market data is provided by Lightcast, which shows which jobs, skills, and education are in demand in CCC’s service area, Nebraska, and nationally. It pulls information from official government sources such as the US Census Bureau, Bureau of Economic Analysis, and Bureau of Labor Statistics, and is enriched with data from online social profiles, resumes, and job postings to provide a complete view of the workforce.

Report Parameters: 2026 to 2031 Forecast

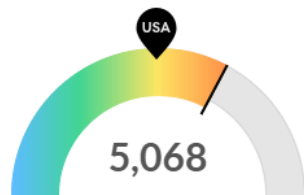
Lightcast Q4 2025 Data Set

TRUK Occupations:

SOC Code	SOC Title	SOC Definition
53-3032	Heavy and Tractor-Trailer Truck Drivers	Drive a tractor-trailer combination or a truck with a capacity of at least 26,001 pounds Gross Vehicle Weight (GVW). May be required to unload truck. Requires commercial drivers’ license. Includes tow truck drivers. Excludes “Refuse and Recyclable Material Collectors” (53-7081).
53-7051	Industrial Truck and Tractor Operators	Operate industrial trucks or tractors equipped to move materials around a warehouse, storage yard, factory, construction site, or similar location. Excludes “Logging Equipment Operators” (45-4022).

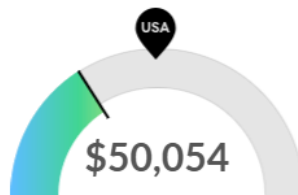
Job Demand Summary

Aggressive Job Posting Demand Over a Deep Supply of Regional Jobs



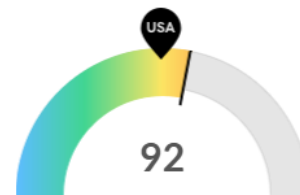
Jobs (2026)

Your area is a hotspot for this kind of job. The national average for an area this size is 3,295* employees, while there are 5,068 here.



Compensation

Earnings are low in your area. The national median salary for your occupations is \$53,563, compared to \$50,054 here.



Job Posting Demand

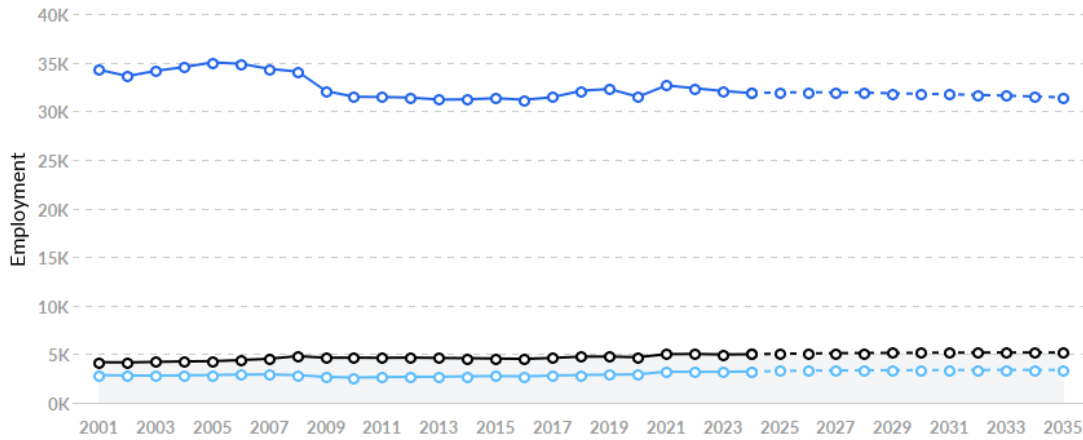
Job posting activity is high in your area. The national average for an area this size is 77* job postings/mo, while there are 92 here.

*National average values are derived by taking the national value for your occupations and scaling it down to account for the difference in overall workforce size between the nation and your area. In other words, the values represent the national average adjusted for region size.

Jobs Forecast

Regional Employment Is Higher Than the National Average

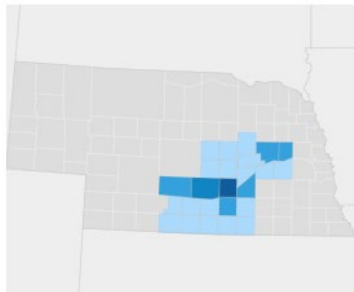
An average area of this size typically has 3,295* jobs, while there are 5,068 here. This higher than average supply of jobs may make it easier for workers in this field to find employment in your area.



Region	2026 Jobs	2031 Jobs	Change	% Change
● CCC Service Area	5,068	5,145	77	1.5%
● National Average	3,295	3,361	66	2.0%
● State of Nebraska	31,937	31,726	-211	-0.7%

*National average values are derived by taking the national value for your occupations and scaling it down to account for the difference in overall workforce size between the nation and your area. In other words, the values represent the national average adjusted for region size.

Regional Breakdown



County	2026 Jobs
Hall County, NE	1,294
Buffalo County, NE	795
Platte County, NE	525
Dawson County, NE	488
Adams County, NE	387

Most Jobs are Found in the General Freight Trucking Industry Sector

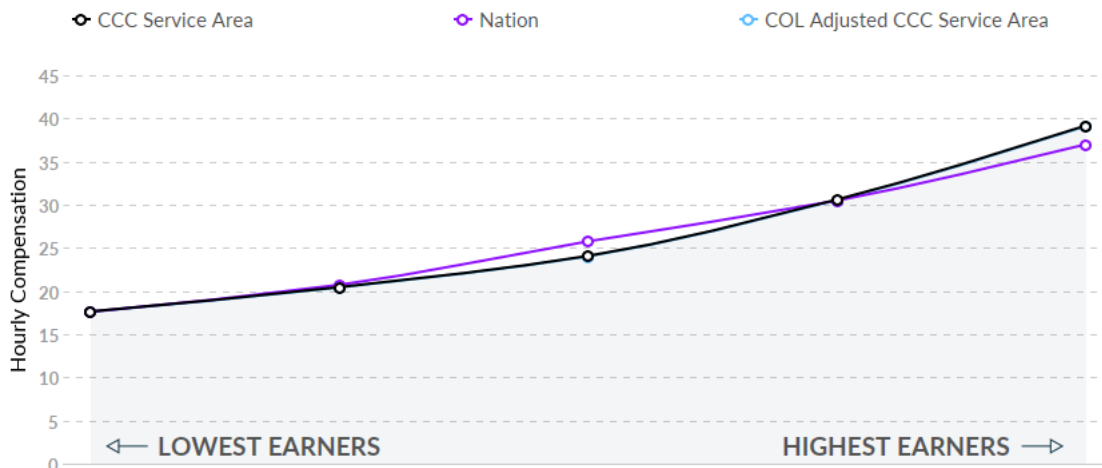


Industry	% of Occupation in Industry (2026)
General Freight Trucking	27.5%
Specialized Freight Trucking	19.4%
Animal Slaughtering and Processing	7.4%
Miscellaneous Nondurable Goods Merchant Wholesalers	4.9%
Farm Product Raw Material Merchant Wholesalers	2.3%
Grocery and Related Product Merchant Wholesalers	2.0%
Other	36.5%

Compensation

Regional Compensation Is 7% Lower Than National Compensation

For your occupations, the 2024 median wage in your area is \$24.06/hr, while the national median wage is \$25.75/hr.



Job Posting Activity



1,102 Unique Job Postings

The number of unique postings for this job over the last 12 months.



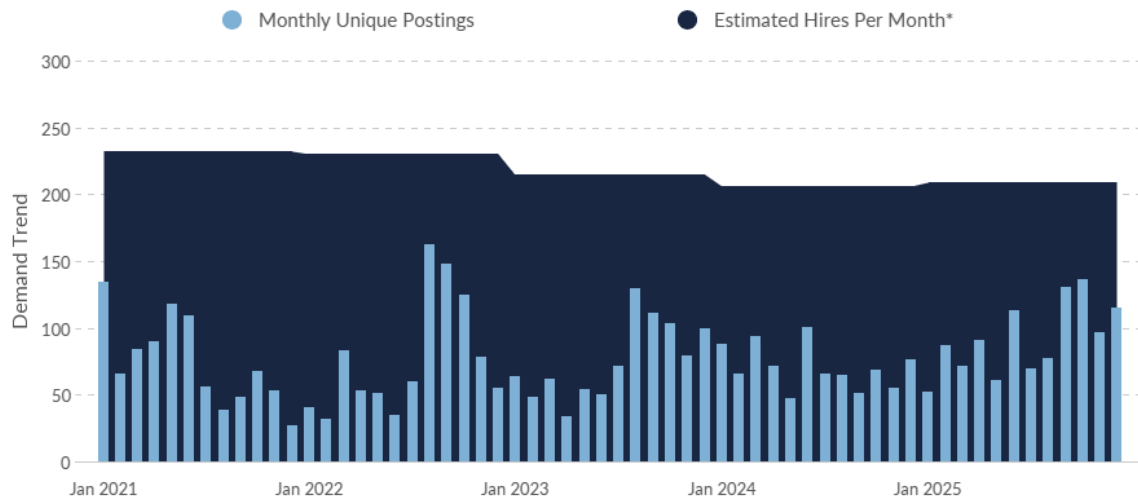
267 Employers Competing

All employers in the region who posted for this job over the last 12 months.



22 Day Median Duration

Posting duration is 2 days shorter than what's typical in the region.



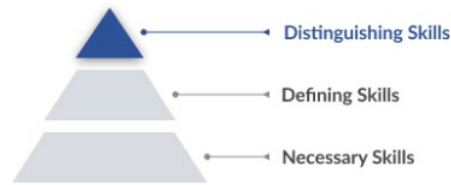
Occupation	Avg Monthly Postings (Jan 2025 - Dec 2025)	Avg Monthly Hires (Jan 2025 - Dec 2025)
Heavy and Tractor-Trailer Truck Drivers	85	160
Industrial Truck and Tractor Operators	7	49

*A hire is reported by the Quarterly Workforce Indicators when an individual's Social Security Number appears on a company's payroll and was not there the quarter before. Lightcast hires are calculated using a combination of Lightcast jobs data, information on separation rates from the Bureau of Labor Statistics (BLS), and industry-based hires data from the Census Bureau.

Top Companies	Unique Postings	Top Job Titles	Unique Postings
C.R. England	40	CDL-A Truck Drivers	186
Brad Anderson Trucking	36	Forklift Operators	61
CRST International	30	OTR CDL-A Truck Drivers	41
K&B Transportation	29	Regional CDL-A Truck Drivers	39
Nutrien	23	Delivery Drivers	28
US Xpress	22	Company Drivers	26
Western Flyer Xpress	20	Local CDL-A Truck Drivers	26
Shaffer Trucking	19	Truck Drivers	25
FedEx	18	Company CDL-A Truck Driver:	23
Sysco	18	Drivers	21

Top Distinguishing Skills By Demand

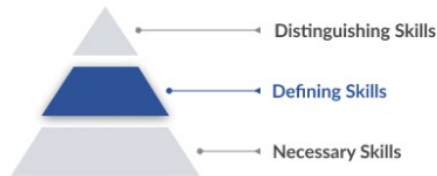
An occupation's Distinguishing Skills are the advanced skills that are called for occasionally. An employee with these skills is likely more specialized and able to differentiate themselves from others in the same role.



Skill	Salary Boosting	Job Postings Requesting	Projected Growth	Growth Relative to Market
Refrigerated Trucking	✘	63	-0.7%	Lagging
No-Touch Freight	✘	54	0.0%	
Dry Van Truck Operation	✘	51	+7.5%	Stable
Tanker Endorsement	✘	43	+10.6%	Growing
Commercial Driving	✘	42	-4.5%	Lagging
Hazmat Endorsement	✘	40	+13.7%	Growing
Vehicle Inspection	✘	27	+10.5%	Growing

Top Defining Skills By Demand

An occupation's Defining Skills represent the day-to-day tasks and responsibilities of the job. An employee needs these skills to qualify for and perform successfully in this occupation.

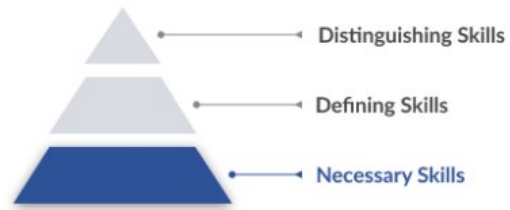


Skill	Salary Boosting	Job Postings Requesting	Projected Growth	Growth Relative to Market
Commercial Driver's License (CDL)	✘	367	+4.4%	Lagging
Truck Driving	✘	361	+15.7%	Growing
CDL Class A License	✘	284	+5.5%	Stable
Forklift Truck	✔	134	+5.5%	Stable
Warehousing	✘	82	+13.0%	Growing
Flatbed Truck Operation	✘	70	+3.0%	Lagging
Palletizing	✘	59	+10.0%	Growing
Pre-Trip And Post-Trip Vehicle Inspections	✘	53	+1.4%	Lagging
CDL Class B License	✘	44	+7.7%	Stable
Forklift Certification	✘	11	+3.4%	Lagging

Top Necessary Skills By Demand

An occupation's Necessary Skills are the specialized skills required for that job and relevant across other similar jobs.

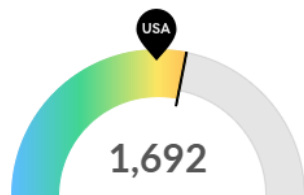
An employee needs these skills as building blocks to perform the more complex Defining Skills.



Skill	Salary Boosting	Job Postings Requesting	Projected Growth	Growth Relative to Market
Valid Driver's License	✗	131	+7.5%	Stable
Pallet Jacks	✗	53	+11.6%	Growing
General Mathematics	✗	36	+14.8%	Growing
Machinery	✗	27	+8.0%	Stable
Merchandising	✗	24	+15.0%	Growing
Housekeeping	✗	17	+13.3%	Growing
Material Handling	✗	10	+7.3%	Stable
Inventory Management	✗	9	+12.6%	Growing
Order Picking	✗	8	+6.7%	Stable
Shipping And Receiving	✗	7	+9.3%	Growing

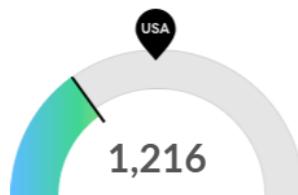
Occupation Demographics

Retirement Risk Is High, While Overall Diversity Is Low



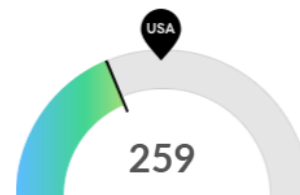
Retiring Soon

Retirement risk is high in your area. The national average for an area this size is 1,420* employees 55 or older, while there are 1,692 here.



Racial Diversity

Racial diversity is low in your area. The national average for an area this size is 2,344* racially diverse employees, while there are 1,216 here.



Gender Diversity

Gender diversity is low in your area. The national average for an area this size is 383* female employees, while there are 259 here.

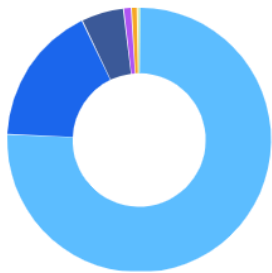
*National average values are derived by taking the national value for your occupations and scaling it down to account for the difference in overall workforce size between the nation and your area. In other words, the values represent the national average adjusted for region size.

Occupation Age Breakdown



	% of Jobs	Jobs
14-18	0.4%	20
19-24	4.7%	236
25-34	16.4%	818
35-44	22.5%	1,121
45-54	22.0%	1,097
55-64	21.8%	1,088
65+	12.1%	604

Occupation Race/Ethnicity Breakdown



	% of Jobs	Jobs
White	75.6%	3,769
Hispanic or Latino	17.2%	858
Black or African American	5.2%	259
Asian	1.0%	48
Two or More Races	0.7%	35
American Indian or Alaska Native	0.2%	12
Native Hawaiian or Other Pacific Islander	0.1%	4

Occupation Gender Breakdown



	% of Jobs	Jobs
Males	94.8%	4,725
Females	5.2%	259

Occupational Programs



2 Programs

Of the programs that can train for this job, 2 have produced completions in the last 5 years.

CIP Code **Top Programs**

49.0205 Truck and Bus Driver/Commercial Vehicle Operator and Instructor

49.0202 Construction/Heavy Equipment/Earthmoving Equipment Operatio

Top Schools

Central Community College



54 Completions (2024)

The completions from all regional institutions for all degree types.



560 Openings (2024)

The average number of openings for an occupation in the region is 28.

Completions (2024)

49

5

Completions (2024)

54

Key Trends and Insights of Labor Market Data:

The Q4 2025 labor market forecast for truck driving industry indicates continued strong demand for trained drivers and operators. Key skills such as safe vehicle operation, material handling, and compliance with licensing regulations are in high demand. Job postings and compensation data suggest stable employment opportunities, and demographic trends highlight a need for ongoing workforce development in these occupations. These findings reinforce the relevance and value of the program in preparing graduates for in-demand careers.

Supporting Data

Awards

Degree/ Credential Awarded	2020-21	2021-22	2022-23	2023-24	2024-25	5-yr total	5-yr avg.
AAS							
Diploma							
Certificate	39	63	64	49	46	261	52.2
Total Awards	39	63	64	49	46	261	52.2
Unduplicated # of graduates	39	63	64	49	46	261	52.2

	2020-21	2021-22	2022-23	2023-24	2024-25	5-yr total	5-yr avg.
Total awards	39	63	64	49	46	261	52.2
FT program faculty	1.50	1.50	1.00	1.00	1.00	6.00	1.2
Awards/ FT faculty	26.00	42.00	64.00	49.00	46.00	43.50	43.5

LOA	Award Name	2020-21	2021-22	2022-23	2023-24	2024-25	5-yr total	5-yr avg.
CER_TRUK	Truck Driving Certificate	39	63	64	49	46	261	52.2
TOTAL		39	63	64	49	46	261	52.2

Key Trends and Insights of 2024-25 Awards:

In 2024-25, the program awarded 46 Truck Driving Certificates, slightly below the five-year average of 52.2 awards but well above the CCPE minimum performance standard of 10 awards. Over the past five years, total awards have remained strong, ranging from 39 to 64 annually, with an average of 43.5 awards per full-time faculty member. This demonstrates consistent program productivity and effective use of faculty resources.

Student Credit Hours Produced per Faculty FTE

	2020-21	2021-22	2022-23	2023-24	2024-25	5-yr avg.
Student credit hours (SCH)	535	740	780	611	721	677.40
Faculty full-time equivalency (FTE)	1.50	1.50	1.00	1.00	1.00	1.20
SCH/ Faculty FTE	356.67	493.33	780.00	611.00	721.00	564.50

Source: Program Stats by Alpha and Instructor-Student FTE reports.

*By term analysis combined to conduct an annual review. Numbers reported reflect 3 negotiated contract periods (FA17-SU20, FA20-SU22, FA22-SU25). Numbers for 22-23 and 23-24 FTE reflect updated tracking method for part-time instructors.

Key Trends and Insights of 2024-25 Student Credit Hours/ Faculty FTE:

In 2024-25, the TRUK program generated 721 student credit hours (SCH) with 1.00 faculty FTE, resulting in 721 SCH per faculty FTE. This exceeds both the five-year average of 564.5 SCH per faculty FTE and the CCPE minimum performance standard of 275. Despite changes in faculty FTE tracking methodology beginning in 2022-23, the program consistently demonstrates strong instructional productivity and efficient use of faculty resources over the five-year period.

2026 Summary Statement:

The Truck Driving (TRUK) program continues to be a strong, consistent program meeting industry needs averaging 50+ certificates awarded annually. While the program focus is on providing instruction to prepare students to earn a class A commercial driver's license (CDL), the program offers one class a year aligned with preparation to earn a class B CDL for the Heavy Equipment Operator students in May which is where the part-time enrollment occurs. The program also provides additional instruction along with testing for the class A CDL for participants that have completed online training and otherwise acquired the practical driving skills outside of CCC. The program developed online instruction for these students. The program continues to evolve and adapt to needs of their customers.

It is expensive to operate an equipment intense program that has primarily functioned from funds acquired through program fees. Striking the balance between offering an affordable program and covering the costs to maintain the driving range and truck fleet is getting more difficult. More drivers appear to be interested in training in automatic transmission trucks which are at times more affordable to purchase, yet other students prefer to learn both automatic and manual transmission trucks to prepare for testing.

CENTRAL COMMUNITY COLLEGE

PHYSICAL EDUCATION CENTER ADDITION AND REMODEL

COLUMBUS CAMPUS

The work consists of two additions, an interior remodel, and HVAC upgrade. Additions include new main entry, lobby at approximately 2,000 sq. ft. and east addition for weight room and classroom at approximately 3,500 sq. ft. Interior remodel includes existing restrooms, classroom, weight room and offices all at approximately 10,000 sq. ft. New construction includes steel framing, concrete foundations, EPDM roofing, Windows. Interior finishes including various ceiling finishes, flooring, wall and floor tile, wood and hollow metal doors and frames, metal studs, drywall, paint and wall coverings.

The college received six bids for this project. They are as follows:

B-D Construction, Inc Columbus, NE	\$5,490,240.00
RMV Construction Kearney, NE	\$5,750,700.00
Rogge Construction Lincoln, NE	\$5,837,000.00
Otte Construction Wayne, NE	\$5,946,000.00
Bierman Contracting Columbus, NE	\$6,256,000.00
Sampson Construction Lincoln, NE	\$6,394,000.00

The amount of \$3,000,000 was budgeted for this project as part of FY 25-26 Capital. The amount of \$4,000,000 was budgeted for this project as part of FY 26-27.

The College President recommends acceptance of the low acceptable bid from B-D construction to provide all labor and material to add two additions and remodel the Physical Education Center on the Columbus campus.

President's Report, May 21, 2026

CCC-Holdrege

Dr. Matt Gotschall

- As one of two community college representatives, attended two extended Nebraska P-20 Alliance meetings, a newly formed group including representatives from the Nebraska State Department of Education, community colleges, state colleges, University of Nebraska, Buffet Early Learning Institute and Nebraska Department of Labor. Working on establishing a framework for better coordination of P-20 efforts in preparing individuals for workforce needs in Nebraska. As documents are finalized, they will be shared with you all.
- Awarded CCC mini-grants to CCC faculty and staff who want to pilot innovative projects across the college.
- Attended Grand Island's signing day where students sign commitments to attend CCC in various programs. Each campus and the Kearney Center held an event with double the attendance from last year.
- Held open forums in Kearney (virtual to all centers and hubs) and Columbus and met with the All-College Faculty Senate
- CCC-Grand Island hosted the Central 6 Regions/1 Nebraska meeting with approximately 75 central Nebraska leaders attending to get updates on the accomplishments in childcare, workforce and housing that were identified three years ago, and to plan next steps.
- Participated in the CCC feasibility study and met with consultants while conducting interviews.
- Participated in three commencement ceremonies, celebrating with graduates and their families.
- Participated in the Phi Theta Kappa All-Nebraska Team recognition ceremony at the State Capitol where six CCC students were recognized for leadership in scholarship and service.
- Attended a two-day BioEconomy in Nebraska conference sponsored by Dr. Gold/University of Nebraska system.
- Participated in NCCA quarterly meeting along with the following CEO meeting to discuss possible future funding formula changes.
- Met with two possible vendors to provide additional health and wellness support to students and assist with adult student reenrollment of "stop outs" who left CCC prior to earning a credential.
- Several meetings with Administrative Services team regarding future direction.
- Attended state workforce board meeting regarding implementing Workforce Pell in Nebraska.
- Attended Greater Nebraska Workforce Development board meeting regarding new agreements of partners like CCC.
- Participated in a meeting with the U.S. Department of Labor regional coordinator and invited her to the automotive ribbon cutting in September with positive affirmation of attendance.
- Annual review of IT budget and services for 2026-27 with Tom Peters and review of reports from annual conference attended by several CCC department heads. Provided input on CCC's response to nationwide Canvas cyber disruption.
- Met with Holdrege Chamber president regarding providing space areawide for AI training for small businesses due to a U.S. Chamber of Commerce grant they received to use over the next 18 months.
- As PIN treasurer, continued coordination of ISA Ireland conference for PIN members to explore transition of technical colleges to regional technical universities, small business development, and experiencing the sites and programming our students participate in during their exchanges that CCC has offered over several years.
- Participated in two community listening sessions in Ord with fantastic support from area leaders seeking more collaborative programming and facility opportunities at the Ord Center. Full report and recommendation will be forthcoming in June.

- Participated in the UNK/UNMC Rural Health ribbon cutting luncheon. Positive acknowledgement of CCC at lunch and ribbon cutting and logo shown in room. Positive exchange with CCC's donor who helped make our investment possible.
- Participated in a meeting with Nebraska Economic Development regarding opportunity to redirect some unused state ARPA funds toward the Trades on the Move project. Submitted CCC grant to Coordinating Commission for additional funds for our response in Lexington to provide expanded, and free training for impacted family members of former Tyson employees and community members impacted who do not qualify for unemployment support from the Nebraska Department of Labor.
- Participated in pre-audit meeting with auditor, CCC staff and board representatives.

Reports from area vice presidents include:

- Many positive end-of-year celebrations, including student recognition events, nursing pinning ceremony, retirement parties, fine arts showcase events, and media arts day.
- Faculty participated in the Computer Science Futures grant with all six community colleges and three universities has resulted in new teacher pathways and the addition of a course to the state-wide list.
- Biology faculty are adding BioDigital to their courses for fall. This online science simulation tool will allow us to offer online anatomy and physiology courses for the first time.
- Two CCC faculty were selected to attend a month-long quantum technology technician bootcamp hosted by Central New Mexico Community College. Hope to bring back ideas of incorporating into current curriculum or new programming for credit or non-credit.
- Library kiosks will be added to CCC centers to ensure access to materials and resources at all locations.
- Adult Education has partnered with Thermo King in Hastings to offer our first workplace literacy class. We hope to begin the class next month. It will meet once a week for 16 weeks and Thermo King will pay their employees to attend. We will teach the specific vocabulary and objectives Thermo King wants their employees to learn.
- May 2026 marks the 50th Anniversary of Adult Education at Central Community College. CCC will be celebrating our 60th Anniversary during the 2026-27 academic year.
- Central sent five current volleyball student-athletes (two pairs and one alternate) to the NJCAA inaugural beach pairs exhibition in Huntsville, Ala., May 2-3. Coach Spenner and the team gained valuable experience and insight to the beach game that will put them on a solid foundation heading into CCC;s first season in 2027. The pairs each won two matches while at the competition.
- CCC signed its first woman's golfer – a student athlete from Burwell.
- Athletic Director Mary Young was a co-presenter at the 2026 NJCAA Convention in Kansas City for best practice in event management. She will present again at the NJCAA summer seminar in June on game day operations and sportsmanship, conduct and institutional accountability.
- Raiders completed 27 High Five Fridays at 11 area elementary schools in Columbus throughout the past academic year. The visits proved to be a hit for elementary students and incredibly enjoyable for the student-athletes. Thank you to Coach Tyler Francis for the initial organization.
- Work is underway with two new business founders and seven current entrepreneurship founders in Hastings, two new in Ord, and 22 current founders in Grand Island. Grand Island also started the spring Trades cohort with 10 businesses. Each Grand Island business will receive a \$3,000 mini-grant after six weeks of classes. Kearney hosted a NBDC Blueprint to Business session with 12 in attendance and presented to the Gibbon Chamber in May.
- Business and accounting program revision has been completed and will be published in the 2026-27 catalog. Seven new education guided pathways were developed with UNK as well this year.
- Eighteen fine arts department performances were held on and off campus this past year.
- Numerous CCC faculty are teaching workshops designed to assist and support high school early college instructors better align curriculum and activities with campus offerings.

- New CCC history instructor Michelle Setlik is writing the Hall County Chautauqua for 250 Celebration at Stuhr Museum this summer.
- Dean Dr. Amy Mancini has been named to the Nebraska Public Media Foundation Board.
- Many faculty members will be participating in summer conferences related to teaching subjects and professional development in addition to accompanying our national SkillsUSA students.
- New/expanded faculty positions for 2026-27 include psychology, speech, paramedicine and welding due to expanding student numbers. Three lower-enrollment open faculty positions are not scheduled for replacement.
- Ara Mottl, medical laboratory technician program adjunct instructor, was selected for the 2025 Emerging Leader Award by the American Society for Clinical Pathology Great Plains Chapter.
- Senior dental hygiene students provided preventive dental services, including dental sealants and fluoride varnish, to students at Sutton, Sandy Creek and Lawrence-Nelson high schools in April. Graduating students also had 100% clinical boards pass rate.
- Four beds were donated from Bryan Memorial Health Center. Assistant facilities director Dave Stewart traveled to Lincoln to pick beds up to replace non-working beds in Grand Island.
- Luz Colon-Rodriguez's submission of a roundtable session for the NECPA state convention on "Expanding Campus Safety: Implementing and Sustaining Narcan Programs in Higher Education" was accepted. Representing CCC's Narcan Program and prevention education initiatives will be Lauri Shultis and Alyson Wolfe-Nelson.
- New Student Registration and Orientation days are scheduled all summer with faculty and staff advisors available.



2026

**Phi Theta Kappa
All-Nebraska Academic Team
Recognition Ceremony**



**Warner Legislative Chamber
Nebraska State Capitol
Lincoln, Nebraska
April 29, 2026
10:30 a.m.**

Central Community College All-Nebraska Team Members

With campuses in Columbus, Grand Island, and Hastings



Jessica Braun is a business administration student with an accounting major at Central Community College. She values accuracy, professionalism, and community impact. She enjoys time with her family, thrift and antique shopping, and gardening—especially growing flowers. Jessica has served as President and Vice President of Records for her PTK chapter and President and Secretary of the NSLS at CCC, guided by a belief that education should improve lives and strengthen communities.

Jason Harper is attending Central Community College in Hastings. He will transfer to Nebraska Wesleyan University to pursue a degree in Pastoral Leadership, driven by a calling to plant a church and serve those who are broken, lost, and often overlooked. His goal is to build authentic, lasting relationships within a community guided by faith and compassion. Through his involvement in the Transfer Edge Program and leadership roles in PTK, he has developed a deep appreciation for servant leadership. He believes meaningful restoration begins when challenges are honestly confronted.



Olivia Hind is a dedicated student at Central Community College preparing to transfer to the College of Saint Mary to study Nursing. Passionate about helping others, she is committed to providing compassionate, high-quality patient care while continuing to compete as a student-athlete in soccer, demonstrating teamwork, discipline, and leadership as she pursues a career in healthcare.

Alissa Pacheco is a dedicated student who is receiving her Associate of Arts at Central Community College. She plans to transfer to Wayne State to study elementary education and become a kindergarten teacher in Omaha. She is the president of the Student Government Association and her chapter's Phi Theta Kappa. Alissa is also a Student Ambassador, a Brand Ambassador for her college, and she is on the cheer and dance team. A quote from Alissa is "I want to inspire, encourage, and ignite a light in the students I teach!"





Chloe Smith is a criminal justice major at Central Community College. She will transfer to the University of Nebraska at Kearney to earn a bachelor's degree in Criminal Justice, with plans to attend law school. She aspires to become an attorney specializing in medical malpractice and advocating for victims of healthcare negligence. She is a full-time mother and student, and owner and photographer of Chloe Goodenow Photography. Honors include President's Honor List, Hornady Criminal Justice and Coca-Cola Leaders of Promise awards.

Whitney Williams is a health information management systems major at Central Community College. She plans to continue her education while working toward her five-year goal of owning a coding business. In her free time, she enjoys crafting with her children, teaching them new activities, and creating seasonal outfits. She is the top-scoring student in the state for the Phi Theta Kappa competition, a 2026 New Century Workforce Pathway Scholar, and a member of National Society of Leadership and Success.



CENTRAL COMMUNITY COLLEGE
2025-26 ENROLLMENT SUMMARY BY MAJOR
JULY 1, 2025 - APRIL 30, 2026

	COLUMBUS			GRAND ISLAND			HASTINGS			LEXINGTON			KEARNEY			HOLDREGE			COLLEGE WIDE UNDUPLICATED			
	2025-26	% OF change	2024-25	2025-26	% OF change	2024-25	2025-26	% OF change	2024-25	2025-26	% OF change	2024-25	2025-26	% OF change	2024-25	2025-26	% OF change	2024-25	2025-26	% OF change	2024-25	
HEADCOUNT																						HEADCOUNT
Credit - Campus	1,150	-4.56%	1,205	1,386	-0.79%	1,397	1,211	4.67%	1,157	106	49.30%	71	824	4.57%	788	46	-9.80%	51	3,783	1.58%	3,724	Credit - Campus
Credit - Distance	3,808	3.23%	3,689	3,701	8.69%	3,405	3,077	1.85%	3,021	287	8.30%	265	1,226	39.95%	876	142	0.00%	142	7,847	3.17%	7,606	Credit - Distance
Non-Credit Reim.	2,385	4.42%	2,284	817	-9.32%	901	817	-11.58%	924	427	-1.84%	435	546	-7.46%	590	196	-19.34%	243	5,188	-3.51%	5,377	Non-Credit Reim.
TOTAL	7,343	2.30%	7,178	5,904	3.52%	5,703	5,105	0.06%	5,102	820	6.36%	771	2,596	15.17%	2,254	384	-11.93%	436	16,818	0.66%	16,707	TOTAL
Undup Credit Headcount	4,411	2.20%	4,316	4,531	6.04%	4,273	3,739	1.80%	3,673	380	16.92%	325	1,941	22.54%	1,584	187	-3.11%	193	9,565	3.06%	9,281	Undup Credit Headcount
Undup Credit & NCR	6,894	5.70%	6,522	5,269	3.33%	5,099	4,512	-0.29%	4,525	814	5.85%	769	2,415	15.16%	2,097	389	-11.39%	439	14,209	0.44%	14,147	Undup Credit & NCR
FTE																						FTE
Credit - Campus	340.73	-6.36%	363.87	369.80	-0.67%	372.30	476.87	-0.51%	479.33	13.23	38.82%	9.53	160.57	-0.12%	160.77	4.80	-7.16%	5.17	1,366.00	-1.80%	1,390.97	Credit - Campus
Credit - Distance	703.43	4.48%	673.27	556.57	6.80%	521.13	523.93	-3.54%	543.17	59.50	-2.78%	61.20	173.03	41.25%	122.50	26.00	-3.70%	27.00	2,042.46	4.83%	1,948.27	Credit - Distance
Non-Credit Reim.	24.00	5.45%	22.76	8.86	-28.55%	12.41	12.30	-1.36%	12.47	14.86	47.79%	10.06	3.63	-28.82%	5.10	1.44	-12.20%	1.64	65.09	1.03%	64.43	Non-Credit Reim.
TOTAL	1,068.16	0.78%	1,059.90	935.23	3.25%	905.84	1,013.10	-2.11%	1,034.97	87.59	8.42%	80.79	337.23	16.94%	288.37	32.24	-4.64%	33.81	3,473.55	2.05%	3,403.67	TOTAL
FULL/PART-TIME																						FULL/PART-TIME
Credit Full-Time	324	-2.41%	332	206	-12.34%	235	506	-8.00%	550	1	-91.67%	12	13	-7.14%	14	0	-100.00%	1	2,171	-0.82%	2,189	Credit Full-Time
Credit Part-Time	4,087	1.82%	4,014	4,325	7.11%	4,038	3,233	3.52%	3,123	379	21.09%	313	1,928	22.80%	1,570	187	-2.60%	192	7,394	4.26%	7,092	Credit Part-Time
Non-Credit Reim.	2,385	4.42%	2,284	817	-9.32%	901	817	-11.58%	924	427	-1.84%	435	546	-7.46%	590	196	-19.34%	243	5,188	-3.51%	5,377	Non-Credit Reim.
TOTAL	6,796	2.50%	6,630	5,348	3.36%	5,174	4,556	-0.89%	4,597	807	6.18%	760	2,487	14.40%	2,174	383	-12.16%	436	14,753	0.65%	14,658	TOTAL
MALE/FEMALE																						MALE/FEMALE
Credit--Male	1,766	0.91%	1,750	1,539	5.99%	1,452	1,560	1.56%	1,536	167	14.38%	146	726	22.02%	595	102	14.61%	89	3,851	1.08%	3,810	Credit--Male
Credit--Female	2,645	1.89%	2,596	2,992	6.06%	2,821	2,179	1.97%	2,137	213	18.99%	179	1,215	22.85%	989	85	-18.27%	104	5,714	4.44%	5,471	Credit--Female
Non-Credit-Male	1,184	9.63%	1,080	339	-17.72%	412	441	-13.19%	508	228	14.00%	200	154	-42.32%	267	107	-17.05%	129	2,453	-5.51%	2,596	Non-Credit-Male
Non-Credit-Female	1,201	-0.25%	1,204	478	-2.25%	489	376	-9.62%	416	199	-15.32%	235	392	21.36%	323	89	-21.93%	114	2,735	-1.65%	2,781	Non-Credit-Female
TOTAL	6,796	2.50%	6,630	5,348	3.36%	5,174	4,556	-0.89%	4,597	807	6.18%	760	2,487	14.40%	2,174	383	-12.16%	436	14,753	0.65%	14,658	TOTAL
Duplicate Headcount Between Campus & Distance	547	-5.36%	578	556	5.10%	529	549	8.71%	505	13	18.18%	11	109	36.25%	80	1	#DIV/0!	0	2,065	0.78%	2,049	Duplicate Headcount Between Campus & Distance

- NOTES:
- (1) Under the column Head Count--there is duplication between Campus and Distance; this duplication is removed under the columns Full/Part-Time and Male/Female.
 - (2) There is duplication among the campuses; i.e., if a student is taking courses from two campuses, they are counted on each campus, but not in the total column.
 - (3) Campus is a student physically steps foot on campus (lecture, lab, lecture/lab, IP-CCC to CCC, workshop)
 - (4) Distance is a student that does not go to a campus/center (exception is Web Courses that are blended) (i.e., high school, IP--CCC to HS, workshop, College Park, clinical, coop/internship)
 - (5) There is duplication between credit and non-credit headcount; i.e., if a student takes both a credit and a non-credit course, they are counted in both categories.

**CENTRAL COMMUNITY COLLEGE
2025-26 ENROLLMENT SUMMARY BY ALPHA
Spring 2026 as of April 30, 2026**

	COLUMBUS			GRAND ISLAND			HASTINGS			LEXINGTON			KEARNEY			HOLDREGE			COLLEGE WIDE UNDPLICATED NUMBERS			
	Spring 26	% OF change	Spring 25	Spring 26	% OF change	Spring 25	Spring 26	% OF change	Spring 25	Spring 26	% OF change	Spring 25	Spring 26	% OF change	Spring 25	Spring 26	% OF change	Spring 25	Spring 26	% OF change	Spring 25	
UNDPLICATED HEADCT																						UNDPLICATED HEADCT
Campus	1,111	-0.90%	1,121	1,029	-5.25%	1,086	935	2.07%	916	54	50.00%	36	561	-0.36%	563	24	-4.00%	25	3,574	-2.32%	3,659	* Campus
Distance	3,588	5.07%	3,406	2,463	4.85%	2,349	2,533	-0.82%	2,554	338	18.18%	286	745	35.21%	551	113	17.71%	96	9,126	5.66%	8,637	* Distance
TOTAL	4,699	3.80%	4,527	3,492	1.66%	3,435	3,468	-0.06%	3,470	392	21.74%	322	1,306	17.24%	1,114	137	13.22%	121	12,700	3.29%	12,296	TOTAL
DUPLICATED HEADCT																						DUPLICATED HEADCT
Campus	1,530	-4.43%	1,601	1,541	-0.90%	1,555	2,236	-0.53%	2,248	62	72.22%	36	706	-1.94%	720	26	-3.70%	27	6,101	-1.39%	6,187	Campus
Distance	3,792	5.39%	3,598	2,801	3.89%	2,696	2,698	-2.88%	2,778	338	18.18%	286	841	34.99%	623	113	17.71%	96	10,583	5.02%	10,077	Distance
TOTAL	5,322	2.37%	5,199	4,342	2.14%	4,251	4,934	-1.83%	5,026	400	24.22%	322	1,547	15.19%	1,343	139	13.01%	123	16,684	2.58%	16,264	TOTAL
REGISTERED CREDIT																						REGISTERED CREDIT
Campus	4,264.00	-4.52%	4,466.00	4,643.00	-2.21%	4,748.00	6,242.00	-1.75%	6,353.00	190.00	71.17%	111.00	2,302.00	-1.46%	2,336.00	78.00	5.41%	74.00	17,719.00	-2.04%	18,088.00	Campus
Distance	11,563.00	4.71%	11,043.00	7,856.00	5.01%	7,481.00	8,153.00	-2.86%	8,393.00	1,024.00	17.43%	872.00	2,523.00	31.34%	1,921.00	339.00	22.83%	276.00	31,458.00	4.91%	29,986.00	Distance
TOTAL	15,827.00	2.05%	15,509.00	12,499.00	2.21%	12,229.00	14,395.00	-2.38%	14,746.00	1,214.00	23.50%	983.00	4,825.00	13.34%	4,257.00	417.00	19.14%	350.00	49,177.00	2.29%	48,074.00	TOTAL
FTE																						FTE
Campus	142.13	-4.52%	148.87	154.77	-2.21%	158.27	208.07	-1.75%	211.77	6.33	71.17%	3.70	76.73	-1.46%	77.87	2.60	5.41%	2.47	590.63	-2.04%	602.93	Campus
Distance	385.43	4.71%	368.10	261.87	5.01%	249.37	271.77	-2.86%	279.77	34.13	17.43%	29.07	84.10	31.34%	64.03	11.30	22.83%	9.20	1,048.60	4.91%	999.53	Distance
TOTAL	527.57	2.05%	516.97	416.63	2.21%	407.63	479.83	-2.38%	491.53	40.47	23.50%	32.77	160.83	13.34%	141.90	13.90	19.14%	11.67	1,639.23	2.29%	1,602.47	TOTAL
REU																						REU
Campus	195.67	-5.48%	207.02	234.83	1.58%	231.18	371.46	-2.10%	379.41	9.23	86.46%	4.95	103.42	-1.10%	104.57	3.90	5.41%	3.70	918.51	-1.32%	930.83	Campus
Distance	449.48	4.57%	429.84	350.72	4.20%	336.58	342.07	-3.67%	355.12	37.10	17.41%	31.60	108.35	27.97%	84.67	16.55	15.73%	14.30	1,304.27	4.17%	1,252.11	Distance
TOTAL	645.15	1.30%	636.86	585.55	3.13%	567.76	713.53	-2.86%	734.53	46.33	26.76%	36.55	211.77	11.91%	189.24	20.45	13.61%	18.00	2,222.78	1.83%	2,182.94	TOTAL

Notes to the attached pages:

- (1) The "Unduplicated" column refers to no duplication within the program alpha (i.e., if a student is registered for 3 accounting courses, they are counted once in the ACCT unduplicated column and 3 times in the duplicated column). However, there is still duplication among the different programs, (i.e., if a student is enrolled in 2 different alpha courses (ACCT and COMM), they are counted twice (once in ACCT, once in COMM).
- (2) The "Duplicated" column refers to the number of registrations in that program alpha.

*Notes to above:

- (1) The "College Wide" column for "Unduplicated Head Count" does not add across--this is due to students taking courses from more than one campus.
- (2) Non-credit reimbursable is not included.
- (3) Campus is a student physically steps foot on campus (lecture, lab, lecture/lab, IP-CCC to CCC, workshop)
- (4) Distance is a student that does not go to a campus/center (exception is Web Courses that are blended) (i.e., high school, IP-CCC to HS, workshop, College Park, clinical, coop/internship)

CENTRAL COMMUNITY COLLEGE
2025-26 ALPHA ENROLLMENT SUMMARY BY CLUSTER
Spring 2026 as of April 30, 2026

	ACADEMIC ED/GEN ED			BUSINESS			HEALTH			TECHNOLOGY			TOTAL UPDUPLICATED WITHIN CLUSTER		
	Spring 2026	% OF change	Spring 2025	Spring 2026	% OF change	Spring 2025	Spring 2026	% OF change	Spring 2025	Spring 2026	% OF change	Spring 2025	Spring 2026	% OF change	Spring 2025
DUP HEAD COUNT															
Campus	1,702	-8.49%	1,860	564	1.26%	557	643	3.04%	624	665	7.61%	618	2,874	-0.31%	2,883
Distance	6,263	8.19%	5,789	1,656	0.06%	1,655	686	3.94%	660	521	-2.25%	533	6,611	3.69%	6,376
TOTAL	7,965	4.13%	7,649	2,220	0.36%	2,212	1,329	3.50%	1,284	1,186	3.04%	1,151	9,485	2.44%	9,259
TOTAL REG															
Campus	1,853	-7.26%	1,998	938	0.32%	935	1,163	-2.27%	1,190	2,147	4.02%	2,064	6,101	-1.39%	6,187
Distance	6,624	9.05%	6,074	2,412	-1.31%	2,444	887	-1.33%	899	660	0.00%	660	10,583	5.02%	10,077
TOTAL	8,477	5.02%	8,072	3,350	-0.86%	3,379	2,050	-1.87%	2,089	2,807	3.05%	2,724	16,684	2.58%	16,264
FTE															
Campus	186.20	-8.06%	202.53	92.57	-0.60%	93.13	116.07	-2.93%	119.57	195.80	4.32%	187.70	590.64	-2.04%	602.93
Distance	662.53	8.97%	608.00	233.93	-1.13%	236.60	92.33	-1.95%	94.17	59.80	-1.60%	60.77	1,048.59	4.91%	999.54
TOTAL	848.73	4.71%	810.53	326.50	-0.98%	329.73	208.40	-2.50%	213.74	255.60	2.87%	248.47	1,639.23	2.29%	1,602.47
REU															
Campus	188.92	-8.18%	205.75	148.30	-0.49%	149.03	196.45	-4.66%	206.05	384.84	4.01%	369.99	918.51	-1.32%	930.82
Distance	679.70	9.34%	621.63	365.68	-0.89%	368.97	141.97	-2.06%	144.95	116.92	0.32%	116.55	1,304.27	4.17%	1,252.10
TOTAL	868.62	4.98%	827.38	513.98	-0.78%	518.00	338.42	-3.58%	351.00	501.76	3.13%	486.54	2,222.78	1.83%	2,182.92

NOTES:

- (1) Unduplicated head count for all clusters for spring 2025 was 6783; for spring 2026 it is 6972.
- (2) ACAD ED/GEN ED cluster includes the Alphas ECED and LIBR
- (3) Non-credit reimbursable (RE term) is not included
- (4) Campus is a student physically steps foot on campus (lecture, lab, lecture/lab, IP-CCC to CCC, workshop)
- (5) Distance is a student that does not go to a campus/center (exception is Web Courses that are blended) (i.e., high school, IP-CCC to HS, workshop, College Park, clinical, coop/internship)

Grant Report Narrative
J. Rohan and J. Black
April 23, 2026

For Fiscal Year **2025-2026 ending June 30, 2026**, Grants have submitted/in development, thirty-four (34) grant proposals totaling **\$3,423,029** of which **\$1,645,614** has been approved, **\$1,344,140** is pending. The remainder has been cancelled or denied applications.

For Fiscal Year **2024-2025 ending June 30, 2025**, Grants have submitted/in development, sixty (60) grant proposals totaling **\$9,552,754** of which **\$6,638,957** has been approved, **\$432,775** is pending. The remainder has been cancelled or denied applications.

Funding Notices/Completions:

- Department of Labor, Apprenticeship amendment, (C. Gray) – **Awarded**
- Nebraska Community Foundation-Wozab Fund, Ord Pollinator Garden, \$1,000 (C. Ramm) – **Awarded**
- Lexington Response and Recovery, \$127,500 (K. Christensen) – **Awarded**
- Perkins OCR Site Visit (K. Fuchser) – **Completed**

Projects Submitted:

- National Science Foundation, Engines: Iowa State University, \$399,816, (M. Danhauer) – **Pending**
- UNL-USDA Regional Food System Partnership, Letter of Commitment, \$3,000 (K. Fuchser) – **Pending**
- Aksarben, Apprenticeship Partnership, \$1,112,460 (C. Grey) – **Pending**
- National Science Foundation, National Center for Manufacturing Subaward, (M. Danhauer/J. Muller) – **Pending**
- ASPEN, Narrative-Top 200, (M. Gotschall) – **Completed**
- NDOL, Workforce Development Grant, Aksarben, Apprenticeship (C. Gray) – **Completed/Forwarded**
- ProLiteracy, Adult Education Book Materials, (B. Fausett) – **Pending**
- Nebraska Department of Education, Perkins reVISION Action Grant, (C. Hubbard) – **Pending**
- Benjamin Black, Santa for Central/Food Pantry, \$5,000, (K. Marquez) – **Pending**
- NJCAA, Flag Football, \$5,000, (M. Young) – **Pending**
- Susan Thompson Buffett, Early College/Access, 1/2 pager, (B. Klitz) – **Pending**

In Development/Opportunities:

- National Science Foundation, Division of Integrative Organismal Systems Core Programs (IOS), \$400,000, (R. Mendadala) – **Open**
- US Bank, Ord Pollinator Garden, \$5,000 (C. Ramm) – **April 30, 2026**
- Union Pacific, Entrepreneurship, \$5,000 (A. Steinhardt-Duysen) – **April 30, 2026**
- Nebraska Department of Education, Perkins reFRESH Worksheets, (C. Walton) – **May 1, 2026**
- Nebraska Department of Education, Unified Grant Profile, (C. Walton) – **May 1, 2026**
- Nebraska Department of Education, Perkins 2025-26 Amendment Request, (C. Walton) – **May 1, 2026**
- Department of Labor, Strengthening Community Colleges, \$1,000,000 (M. Danhauer/N. Allen) – **May 4, 2026**
- Nebraska Department of Education, Occupational Ed, \$250,000 (K. Christensen/D. Gettinger) – **May 4, 2026**
- National Fitness Campaign, Healthy Schools/Campus Grants, TBD, (B. Klitz) – **Open**

- Greater Grand Island Foundation, Plumbing, TBD (M Danhauer/S. Hooker) – **TBD**
- Nebraska Department of Health and Human Services, Rural Health Transformation Fund, TBD – **Spring 2026**
- Nebraska Department of Education, Perkins V, (C. Walton) – **Spring 2026**
- Nebraska Department of Education, CTE LB814 funds, (C. Walton) – **Spring 2026**
- Ellucian, Path Scholarship Program, \$TBD (L. Gdowski) – **June 5, 2026**

Other:

- NSF, Mentor Connect Assignments, (T. Davis)
- Mini Grants – **Notices Pending**
- ABA Apprenticeship Reports (C. Gray) – **May 15, 2026**
- Union Pacific, Lexington iMec, Impact Report – **July 31, 2026**
- NSF AI-Tech Ready
- NE EPSCOR FIRST Award, **June 12, 2026**

BOARD REPORT
MAY 2026 - PURCHASES \$10,000 - \$30,000

Account Number	Area	Vendor	Item	Purchase Orders #	PO Total	Campus/Center	Comments
00-1-46210-5284	CWE ADMINISTRATION	Protex Central Inc	Equipment and labor to install Brivo access on the nurse lab and storage room at the Kearney Center. 3 doors.	P0308893	\$11,635	Kearney Center	
31-8-64608-5535	IT SERVICES	HP Inc.	HP EliteBook 8 G1i 16 AI KIT ID: 55486687	P0309135	\$11,730	College Wide	
31-8-64608-5284	IT SERVICES	Ellucian Company, Llc	Enterprise Modification Maintenance Term: From 06/01/2026 To 05/31/2027	P0308817	\$11,834	College Wide	
00-2-12007-5341	WELDING TECH	Nippon Sanso Matheson, Inc.	Quotation 42683397459 - WELD - Filters Camfil Hemiplateat Extreme	P0308959	\$13,830	Hastings Campus	
31-8-55309-5284	CAFETERIA	Chartwells Dining Services	March subsidy	P0308863	\$16,087	Grand Island Campus	
00-8-61619-5291	COLLEGE PRESIDENT	NE Statewide Workforce & Educational Reporting System	Annual Partner Contribution to NSWERS for FY 26	P0309151	\$21,888	College Wide	

BOARD REPORT
MAY 2026 - PURCHASES \$30,000 +

31-8-64608-5284	IT SERVICES	Riverside Technologies, Inc	HU4B3AC HPE Tech Care Basic wDMR SVC	P0308978	\$30,076	College Wide	
00-1-74808-5261	OPERATIONS	University of Nebraska Kearney	License Fee Payment for CCC 42-Seat Classroom 125 (FY26 Payment KR20260246)	P0308778	\$31,248	Kearney Center	
31-8-61620-5532	COMPUTER SALES	HP Inc.	HP Elite T660/TP/U300E/32gf/8gr TC	P0308977	\$33,200	College Wide	
28-3-76300-5535 C-26-694	REVENUE BOND C - Mattress Replc Res Halls	Sauder Education	Mattresses for the Residence Halls 36"W x 80"L, per attached specifications.	P0309054	\$35,014	Columbus Campus	
00-1-12004-5535	MECHATRONICS	Mid West 3D Solutions LLC	TP1311 - Sensors for object detection equipment set TP 1312 - Smart Sensors equipment set	P0309000	\$36,970	Kearney Center	
31-8-55309-5399	CAFETERIA	Chartwells Dining Services	Student Board Billing/March 2026	P0308880	\$38,047	Columbus Campus	
80-3-76500-5284 C-26-682	CAPITAL PROJECTS C - Tuckpoint Fine Arts Bldg	Western Waterproofing Company of America	Materials and labor to tuckpoint the upper level of the Fine Arts building per attached Specifications	P0308951	\$46,311	Columbus Campus	
00-2-12003-5532	DIESEL TECH	Cummins Central Power LLC	Cummins Stand Alone Engine - C125D6D Diesel Genset 60 Hz, 125kW Portable Load Bank (75kW) - including case and cables	P0308903	\$50,812	Hastings Campus	Approved by the Board in March
80-2-76500-5535 H-26-696	CAPITAL PROJECTS H Phelps Remodel	All Makes Office Equip Co	T1 – HI5 Supreme Nesting Table; 72"w x 24"d x 29"h; Table Top Finish: Laminate – Walnut Heights; Edge: Flat PVC Edge, Walnut Heights;	P0308970	\$70,968	Hastings Campus	
05-8-52577-5284	ABA APPRENTICESHIP	Southeast Community College	Apprenticeship Grant Reimbursement	P0309074	\$71,247	College Wide	
00-8-12074-5219	INSTRUCTION/GENERAL	Stamats Communications Inc.	25-26 Website Redesign & Hosting	P0308818	\$80,100	Grand Island Campus	
80-2-76500-5535 H-26-696	CAPITAL PROJECTS H Phelps Remodel	Duet Resource Group Inc	C1 – OFS Acen Nesting Chair; Mesh: Storm; Frame: Black; Base: Nesting Base on Casters, Black; Armless; Casters Suitable for Carpet Flooring	P0308969	\$81,414	Hastings Campus	
00-8-63607-5284	GEN INSTITUT EXP	Allied Universal Security Services	Security Services 18327960	P0308802	\$94,652	College Wide	
05-8-52577-5284	ABA APPRENTICESHIP	Northeast Community College	Apprenticeship Grant Reimbursement	P0309075	\$112,577	College Wide	