


City of Beatrice, Nebraska  
Beatrice Regular City Council Meeting  
Tuesday, September 2, 2025 at 6:00 PM  
BPS Administration Building Board Room  
320 N 5th Street  
Beatrice, NE 68310



## Pledge of Allegiance

1. **PLEDGE OF ALLEGIANCE**
2. **ROLL CALL**
3. **PROCLAMATION** - Big Give Gage Day - September 11, 2025 - *Dee Enevoldsen, Gage Co Foundation Exec Director*
4. **CONSENT AGENDA**
  - 4.a. Approve agenda as submitted.
  - 4.b. Receive and place on file all notices pertaining to this meeting.
  - 4.c. Receive and place on file all materials having any bearing on this meeting.
  - 4.d. Approval of minutes of regular meeting on August 18, 2025, as on file in the City Clerk's Office.
  - 4.e. Approval of Treasurer's Report of Claims in the amount of \$1,200,882.07.
  - 4.f. Approval of BASWA Report of Claims in the amount of \$199,631.57.
  - 4.g. Approval of BPW Report of Claims in the amount of \$1,242,899.84.
  - 4.h. Approval of special designated license for Micheal J's, for an outdoor dance on September 27, 2025, from 7:00 p.m. to 12:00 a.m. at 831 West Court Street, Beatrice, Nebraska.
  - 4.i. Approval of Manager Application for Douglas E. Hank, in connection with Walmart, Inc., dba, Walmart 2784, 3620 North 6th Street, Beatrice, Nebraska.
  - 4.j. Approval of Change Order #1 decrease in the amount of \$16,153.20 and Pay Request #1 in the amount of \$66,155.62 to Van Kirk Brothers Contracting for the 2025 Corral Crossing Addition project, as recommended by the Board of Public Works.
  - 4.k. Approval of Change Order #1 decrease in the amount of \$4,889.00 to Van Kirk Brothers Contracting for the 2025 Heritage Heights Addition project, as recommended by the Board of Public Works.
  - 4.l. Approval of Pay Request #1 in the amount of \$282,112.33 to Cather and Sons Construction, Inc., for the Mill & Overlay Paving Project – 2025, as recommended by the Board of Public Works.
  - 4.m. Approval of Pay Request #1 in the amount of \$31,093.50 to D.L. Lottman Excavating, Inc., for the Chautauqua Park Pickleball Terrace Seating Project – 2025.
  - 4.n. Approval of Pay Request #1 in the amount of \$79,800.00 to McGill Asbestos Abatement, LLC, for the Dempsters Asbestos Abatement.
  - 4.o. Award of bid for the Sanitary Sewer Lining and Manhole Rehabilitation Project - 2025 in the amount of \$93,620.00, to Johnson Service Company, Inc., as recommended by the Board of Public Works.

- 4.p. Resolution Number 7612 executing a Water Tank Maintenance Agreement to retain Viking Painting, LLC, for the maintenance of the North Tower and South Tower, as recommended by the Board of Public Works.
- 4.q. Resolution Number 7613 approving a request from Jay Husker Auto Club to close Highway 136, which is also known as Court Street, from 3rd Street to 6th Street, on Saturday, September 26, 2026, between 12:00 p.m. until 9:00 p.m. for a Car Show.
- 4.r. Resolution Number 7614 approving the request from Main Street Beatrice to close Highway 136, which is also known as Court Street, from 3rd Street to 7th Street, on Thursday, October 23, 2025, between 3:30 p.m. and 7:45 p.m., for the Night of the Great Pumpkin event.
- 5. **PUBLIC HEARINGS/BIDS**
  - 5.a. Public Hearing for the purpose of conducting the FY26 & FY27 Budget Hearing.
  - 5.b. Public Hearing setting the property tax request for the City of Beatrice for Fiscal Year 2026. \*\*\*POSTPONED UNTIL SEPTEMBER 15, 2025\*\*\*
  - 5.c. Public Hearing for the purpose of considering an application to the Nebraska Department of Economic Development for a Community Development Block Grant (CDBG) for a Public Planning Grant to redevelop a comprehensive plan.
  - 5.d. Public Hearing for the purpose of considering the rezoning of real property commonly known as 29912 Hwy 77, Beatrice, NE 68310, Gage County Parcel ID 005215000, from "AG" Agricultural District to "RR" Rural Residential District. \*\*\* POSTPONED UNTIL SEPTEMBER 15, 2025\*\*\*
- 6. **RESOLUTIONS**
  - 6.a. Resolution Number 7615 executing the application and any other documents necessary for a Nebraska Department of Economic Development Community Development Block Grant (CDBG) for a Public Planning Grant to redevelop a comprehensive plan.
- 7. **ORDINANCES**
  - 7.a. Ordinance approving the plat of Tsianna Heights Addition to the City of Beatrice, Gage County, Nebraska.
- 8. **PUBLIC FORUM**
- 9. **DISCUSSIONS/REPORTS** - None
- 10. **MISCELLANEOUS**
  - 10.a. The next regular City Council meeting is September 15, 2025 at 6:00 p.m. in the BPS Administration Building Board Room.



# PROCLAMATION

**WHEREAS,** Big Give Gage was established as a local day of giving; and

**WHEREAS,** the Gage County Foundation has established Big Give Gage in a celebration of philanthropy and volunteerism where people give whatever is meaningful to them; and

**WHEREAS,** Big Give Gage is a day where citizens work together to share commitments, rally for causes, build a stronger community, and think about other people; and

**WHEREAS,** it is fitting and proper during Big Give Gage and on every day to recognize the tremendous impact of philanthropy, volunteerism, and community service in the City of Beatrice.

**NOW, THEREFORE, I, ROBERT MORGAN,** Mayor of the City of Beatrice, Nebraska, do hereby proclaim September 11, 2025, as

## BIG GIVE GAGE DAY

in Beatrice and urge all citizens of Beatrice to recognize the tradition of philanthropy as it continues to improve and enhance the lives of all by promoting the common good.



WITNESS MY HAND AND THE OFFICIAL SEAL of the City of Beatrice, this 2<sup>nd</sup> day of September, 2025.

\_\_\_\_\_  
Robert Morgan, Mayor



CITY OF BEATRICE, NEBRASKA  
MINUTES OF THE REGULAR CITY COUNCIL MEETING

AUGUST 18, 2025

6:00 P.M.

The Mayor and City Council of the City of Beatrice, Nebraska met in regular session in the in the BPS Administration Building Board Room, 320 North 5<sup>th</sup> Street, Beatrice, Nebraska on the 18<sup>th</sup> day of August, 2025, beginning at 6:00 p.m.

Notice of this meeting was given in advance thereof by publication in the Beatrice Daily Sun on August 13, 2025, a copy of the proof of publication being on file in the City Clerk's office. Notice of this meeting was simultaneously given to the Mayor and all members of the City Council and a copy of their acknowledgement of receipt of the advance notice and agenda is filed in this office. Availability of the agenda was communicated in the advance notice and in the notice to the Mayor and City Council of this meeting. All proceedings hereafter shown were taken while the convened meeting was open to the attendance of the public.

Acting Mayor McLain led those in attendance in the Pledge of Allegiance.

**ROLL CALL**

Attending: Councilmembers: Barnard, Doyle, Eckhoff, Eskra, Fairbanks, Hydo, McLain, Ruh  
Absent: Mayor Morgan

Acting Mayor McLain announced that a copy of the Open Meetings Act is posted in the meeting room and is accessible to members of the public.

**CONSENT AGENDA**

- a. Approve agenda as submitted.
- b. Receive and place on file all notices pertaining to this meeting.
- c. Receive and place on file all materials having any bearing on this meeting.
- d. Approval of minutes of regular meeting on August 4, 2025, as on file in the City Clerk's Office.
- e. Approval of Treasurer's Report of Claims in the amount of \$1,718,558.03.
- f. Approval of BASWA Report of Claims in the amount of \$689,472.13.
- g. Approval of BPW Report of Claims in the amount of \$1,133,399.76.
- h. Approval of Pay Request #1 in the amount of \$86,370.00 to Hall Brothers for the Asphalt Sealing Various Locations - 2025 project, as recommended by the Board of Public Works.
- i. Approval of Pay Request #7 in the amount of \$563,406.30, to Pruss Excavation for the BASWA South MSW Landfill Phase 1S project.
- j. Approval of special designated license for Marci Watson-Darling, for Indie's Place Grand Opening on September 6, 2025, from 5:00 p.m. to 11:00 p.m. at 115 South 5<sup>th</sup> Street, Beatrice, Nebraska.
- k. Approval of special designated license for Stone Hollow Brewing Company, for Kinney Manufacturing's Grand Opening on September 25, 2025, from 3:00 p.m. to 7:00 p.m. at 2800 Ridgeview Drive, Beatrice, Nebraska.
- l. Resolution Number 7608 executing the Municipal Annual Certification of Program Compliance Form for the Nebraska Board of Public Roads Classifications and Standards, as recommended by the Board of Public Works.

m. Resolution Number 7611 executing an Agreement for Purchase and Sale of Renewable Energy Certificates, and any and all other documents necessary, to facilitate the sale of renewable energy certificates, between the City and Harrison Renewable Energy, LLC.

Moved by Fairbanks, seconded by Barnard, that the items listed under the consent agenda, be approved, accepted, and/or ratified as presented.

Roll Call: Yea: Barnard, Doyle, Eckhoff, Eskra, Fairbanks, Hydo, McLain, Ruh  
Nay: None

MOTION CARRIED.

### **PUBLIC HEARINGS/BIDS**

There were no public hearings/bids.

### **RESOLUTIONS**

**Resolution Number 7609 executing the First Amendment to the Contract for Sale of Real Estate dated August 19, 2024, to extend the date by which MEI Homes, LLC must acquire a Certificate of Occupancy for the Property from August 1, 2025 to January 1, 2026**

Acting Mayor McLain introduced Resolution Number 7609 executing the First Amendment to the Contract for Sale of Real Estate dated August 19, 2024, to extend the date by which MEI Homes, LLC must acquire a Certificate of Occupancy for the Property from August 1, 2025 to January 1, 2026.

Moved by Fairbanks, seconded by Ruh, that Resolution Number 7609 be passed and adopted.

Tobias J. Tempelmeyer, City Administrator/General Manager, reported to the Council MEI Homes purchased the lot located at 430 North 5<sup>th</sup> Street to build a home. Part of the Agreement was a Certificate of Occupancy was to be obtained by August 1, 2025. Tempelmeyer noted MEI Homes has made progress, however, did not meet the deadline. This Amendment will extend that date to January 1, 2026. MEI Homes has paid the City \$1,500 for the purchase of the lot, and in the event they do not satisfy the agreement, an additional \$3,500 will be due from MEI Homes.

There was no further discussion by the Council or public.

Roll Call: Yea: Barnard, Doyle, Eckhoff, Eskra, Fairbanks, Hydo, McLain, Ruh  
Nay: None

MOTION CARRIED.

**RESOLUTION NUMBER 7609 – Passed and Adopted – executing the First Amendment to the Contract for Sale of Real Estate dated August 19, 2024, to extend the date by which MEI Homes, LLC must acquire a Certificate of Occupancy for the Property from August 1, 2025 to January 1, 2026**

*Incorporated into the Minute Record by Reference*

**Resolution Number 7610 entering into an Agreement between the City and Beatrice Public Library Foundation, Inc., to create an outdoor learning center located at the Beatrice Public Library**

Acting Mayor McLain introduced Resolution Number 7610 entering into an Agreement between the City and Beatrice Public Library Foundation, Inc., to create an outdoor learning center located at the Beatrice Public Library.

Moved by Fairbanks, seconded by Ruh, that Resolution Number 7610 be passed and adopted.

Tobias J. Tempelmeyer, City Administrator/General Manager, reported to the Council this project has been discussed for a while. The Library Foundation will provide the funding for the project. JEO put together a preliminary design, as well as the Foundation. Tempelmeyer stated the Foundation will have naming rights for items placed within the learning center and the City will own and maintain it upon completion. The Foundation has hired Sticks and Stones, the contractor who rehabilitated the Chautauqua Park Waterfall and the project will be completed in three (3) phases.

Councilmember Fairbanks inquired if an engineer was required to develop this plan and Tempelmeyer stated an engineer was not necessary, however, JEO had a group of summer interns looking for a project and this project was shared with them and presented the design at no cost. Councilmember Fairbanks asked Tempelmeyer to explain the difference between the Library and the Library Foundation. Tempelmeyer explained the Foundation is a separate entity with a Board of Directors and their own funding who help support the Library. Councilmember Doyle inquired if the City is comfortable with the contractor the Foundation selected and Tempelmeyer stated the City has no concerns with moving forward. Tempelmeyer explained if the City had bid out the project, we would be required to take the lowest responsible bidder, not the preferred bidder. Councilmember Eckhoff inquired what Phase I of the project is and Tempelmeyer stated Phase I will be concrete work, replacing the brick patio and sidewalk to the existing tree area. Tempelmeyer noted the Library has acquired musical instruments to be installed as well. Phase II will be the landscaping by the building and outdoor classroom and Phase III will be bushes, etc., creating a barrier between the highway and the outdoor classroom area. Councilmember Eskra inquired if the Foundation will make any further contributions for the upkeep of this project and Tempelmeyer stated they will not and the City will maintain it to our standards. Councilmember Hydo stated she believes the long term good outweighs the cost, noting this will be a wonderful addition for the entire community not funded with tax dollars.

There was no further discussion by the Council or public.

Roll Call: Yea: Barnard, Doyle, Eckhoff, Eskra, Fairbanks, Hydo, McLain, Ruh  
Nay: None

MOTION CARRIED.

**RESOLUTION NUMBER 7610 – Passed and Adopted** – entering into an Agreement between the City and Beatrice Public Library Foundation, Inc., to create an outdoor learning center located at the Beatrice Public Library

*Incorporated into the Minute Record by Reference*

## ORDINANCES

There were no ordinances.

## PUBLIC FORUM

No one appeared during public forum.

## DISCUSSIONS/REPORTS

### City Administrator's Monthly Report

Tobias J. Tempelmeyer, City Administrator/General Manager, presented the City Administrator's Monthly Report to the Council. Tempelmeyer reported he received an email today from the Federal Highway Administration stating the CAST Initiative is "on the fast track". Tempelmeyer noted the City is still waiting for the official grant application to be received, which will also need to be signed off on by Nebraska Department of Transportation. Tempelmeyer further noted the completion date on this portion will remain September 2028. JEO has completed their assessment of City facilities as part of the ADA Transition Plan for the Safe Streets for All (SS4A) grant. Tempelmeyer stated JEO has done a thorough job outlining the required improvements and providing cost estimates for repairs, as well as GPS locations. The Plan will be brought to this Body for review in late September or October. Tempelmeyer noted the Homestead Trail is progressing and the City will be required to sign an easement for the Trail to run through Riverside Park.

Councilmember Fairbanks inquired if the street projects are behind or ahead of schedule. Tempelmeyer noted due to the weather, many of the projects are behind their anticipated completion, however, due to rain days figured in to the agreements that contractors may not be facing liquidated damages at this time. Councilmember Fairbanks thanked the contractor for their work on ensuring Lincoln Street was opened up prior to school starting last week.

Councilmember Ruh inquired the status of the house on 14<sup>th</sup> and Monroe Streets and Tempelmeyer noted demolition bids are due August 20<sup>th</sup>. Councilmember Ruh inquired the status of the house near 8<sup>th</sup> and Market and Tempelmeyer stated the City is working through several issues that have come up. Councilmember Ruh also inquired if the trail system will still run near Corral Crossing as originally designed. Tempelmeyer stated when the City began putting the trail system together a number years ago, the trail system was planned to run by Paddock Lane School, however, since there is no longer a school located in that area and the numerous intersections that would have to be crossed, the trail will no longer be routed that way. Tempelmeyer noted there is a proposal to run the trail from Hannibal Park to Mead Lumber.

Councilmember Doyle thanked Craig Fisher for his thirty-two (32) years of service with the Beatrice Fire Department.

### ADJOURNMENT

The next regular City Council meeting is Tuesday, September 2, 2025 at 6:00 p.m. in the BPS Administration Building Board Room.

Moved by Fairbanks, seconded by Ruh, that the meeting be adjourned at 6:23 p.m.

Roll Call: Yea: Barnard, Doyle, Eckhoff, Eskra, Fairbanks, Hydo, McLain, Ruh  
Nay: None

MOTION CARRIED.

---

Erin Saathoff, MMC, City Clerk

---

Mike McLain, Acting Mayor

**City Claims approved as follows:** (*Abbreviations are: Ex, Expenses; Fe, Fees; Re, Reimbursement; Se, Services; Su, Supplies*): A T And T Mobility, Se, \$51.46; All Copy Products, Se, \$472.94; Aqua-Chem, Inc, Su, \$1,716.10; Beatrice Area Solid Waste Agnc, Re, \$69,939.75; Beatrice Community Hospital, Se, \$328.50; Beatrice Humane Society, Re, \$1,000.00; Beatrice Iron And Metal Co, Su, \$530.19; Beatrice Mechanical Serv Inc, Su, \$1,590.69; Beatrice Ready Mixed, Su, \$16,712.11; Beatrice Sand And Gravel, Su, \$1,542.91; Black Hills Energy, Se, \$48.08; Blue Valley Door Co. Inc, Su, \$1,679.00; Board Of Public Works, Re, \$26,185.18; Bomgaars Supply Inc, Su, \$705.29; Bound Tree Medical Llc, Su, \$1,113.94; Brauch, Courtney, Re, \$445.67; Buchheit, Su, \$70.99; Burns And Mcdonnell, Inc, Ex, \$77,835.81; Byrne, Kelly, Re, \$241.37; Caleb Allen, Se, \$958.00; Cardmember Service, Fe, Se, Su, \$10,284.45; Carpenter Paper Co, Su, \$30.00; Center For Internet Security Inc, Ex, \$11,550.00; Charter Communications, Se, \$33.48; City Motor Supply, Su, \$175.20; City Self Insured Health Plan, Re, \$545,500.00; City Treas. Petty Cash, Re, \$112.79; City Treasurer, Re, \$38,472.33; Column Software Pbc, Fe, \$257.10; Cornhusker State Industries, Su, \$17.50; Designwear, Inc, Su, \$670.00; Diode Communications, Se, \$404.95; Eakes, Inc, Su, \$2,465.73; Earl's Window Service, Se, \$324.00; Echo Group, Inc, Su, \$270.41; Extreme Motorsports, Su, \$160.00; Farmers Cooperative, Se, Su, \$9,852.54; First National Bank Of Omaha, Fe, \$89.60; Gage County Eqpt Inc, Su, \$424.71; Gage County Treasurer, Fe, \$4,318.36; Gb Auto Service Inc. Se, Su, \$86.98; Grainger, Su, \$2,577.00; Hall Brothers Inc, Ex, \$86,370.40; Hard Rock Quarries Llc, Su, \$3,146.25; Heard, Fred, Re, \$87.61; Hometown Leasing, Se, \$659.26; Interstate Power Systems, Inc, Se, Su, \$16,572.76; Jason And Jessica Hartig, Re, \$17,098.11; Jeo Consulting Group Inc, Ex, \$25,821.25; Johnny's Welding Inc, Se, SU, \$596.79; Johnstone Supply, Su, \$530.76; Jordan, Ethan, Re, \$247.95; Klecans Diverse Service Llc, Se, \$406.25; Kotinek, Bryce, Re, \$122.15; Lammel Plumbing Inc, Su, \$186.75; Lampton Welding Supply Co., Inc, Su, \$1,082.27; Language Line Services, Se, \$143.96; Larry's Tire And Service Inc, Se, Su, \$479.00; Mead Lumber And Rental-Beatrice, Su, \$239.02; Mhc, Su, \$116.44; Michael Dale, Se, \$775.00; Midwest Laboratories Inc, Se, \$4,369.30; Nebraska Dept. Of Revenue, Fe, \$124.16; Nebraska Title Company, Su, \$349.00; Nmc, Inc, Su, \$811.26; Norris Public Power District, Se, \$910.00; Nutrien Ag Solutions, Su, \$96.25; One Source Parts, Llc, Su, \$2,915.16; O'reilly Auto Parts, Su, \$371.44; Paymentech, Fe, \$1,546.15; Premier Mower & Powersports Llc, Su, \$96.37; Priority Printing, Su, \$210.20; Pruss Excavation Co, Ex, \$563,406.30; Randy Revis, Se, \$356.00; Ricoh Usa Inc, Se, \$239.66; Ricoh Usa, Inc, Se, \$30.89; Rollins Inc, Se, \$75.00; Sapp Brothers, Su, \$12,072.10; Schuster's Outdoor And Rv Inc, Su, \$432.91; Sheridan Industries, Se, \$50.63; Sunny Smith, Se, \$900.00; The Paddock, Llc, Re, \$300,000.00; Tk Elevator Corp, Se, \$503.58; Todd D Brauch, Se, \$280.00; Tractor Supply, Su, \$7.99; Trauernicht Tree Service Llc, Se, \$1,500.00; Trizetto Provider Solutions, Se, \$103.82; Truck Center Companies, Su, \$2,089.19; Tsys Merchant Solutions, Fe, \$1,221.38; Tyler Technologies, Inc, Fe, \$838.80; Unite Private Networks Llc, Fe, \$392.00; Visa, Su, \$1,751.50; Vogts Parga Construction Llc, Ex, \$520,199.73; Walker Uniform Rental, Se, \$68.92; Walmart Stores Inc, Su, \$67.63; Westlake Ace Hardware, Su, \$196.75; Windstream, Se, \$74.90; Xpress Bill Pay, Fe, \$1,196.61; Zoellner Ford-Lincoln Of Beatrice, Se, Su, \$2,247.49

**BPW Claims approved as follows:** (*Abbreviations are: Ex, Expenses; Fe, Fees; Re, Reimbursement; Se, Services; Su, Supplies*): Apx Inc, Se, \$73.96; Baswa, Fe, \$14,310.45; Beatrice Iron And Metal, Su, \$202.17; Beatrice Ready Mixed, Su, \$14,332.87; Black Hills Energy, Se, \$404.31; Bomgaars Supply Inc, Su, \$346.44; Border States Industries, Inc, Su, \$6,296.82; Bpw - Bldg Repair, Re, \$2,100.00; Bpw - Bond Reserve, Re, \$49,864.00; Bpw - Engineering Charges, Re, \$6,706.00; Bpw - Utilities, Se, \$27,579.56; Carpenter Paper Company, Su, \$518.67; Charter Communications, Se, \$536.83; Cintas Loc 749, Se, \$85.44; City Economic Development Fund, Re, \$25,000.00; City Motor Supply, Su, \$138.25; City Treasurer, Re, \$164,914.64; Collection Associates Llc, Se, \$468.41; Column Software Pbc, Se, \$13.02; Diode Technologies Llc, Se, \$119.53; Dvorak Law Group Llc, Fe, \$1,967.50; Echo Group, Inc., Su, \$785.02; Employee Benefit Account, Re, \$271,000.00; Farmers Cooperative, Su, \$1,548.29; Fastenal Company, Su, \$135.01; Ge Software Inc, Se, \$80.00; Gpm Environmental Solution, Llc, Se, \$560.00; Grainger, Su, \$550.84; Heartland Video Systems, Inc, Se, \$3,203.50; Hometown Leasing, Se, \$132.54; Husker Electric Supply, Su, \$3,234.19;

Lampton Welding Supply, Su, \$35.10; Landis And Gyr Technology, Inc., Se, \$4,361.67; Lincoln Winwater Works, Su, \$24,429.95; Macqueen Equipment Llc, Se, \$233.75; Mead Lumber Company, Su, \$130.06; Midwest Laboratories, Inc., Se, \$1,362.77; Nebraska Public Power District, Se, \$22,556.48; Noakes, Inc., Se, \$598.04; Norris Public Power District, Se, \$8,190.70; Olsson, Inc., Se, \$3,588.80; One Call Concepts, Inc., Se, \$203.11; O'reilly Automotive, Inc., Su, \$623.88; Philippi Electric Inc, Se, \$1,161.47; Priority Printing, Se, \$1,251.95; Quadient Leasing Usa Inc, Se, \$2,020.00; Ray's Welding, Se, \$225.00; Ricoh Usa, Inc., Se, \$141.45; Sapp Bros. Petroleum, Inc., Su, \$9,514.01; Schusters Outdoor & Rv, Inc., Su, \$375.08; Skarshaug Test Lab, Inc., Se, Su, \$628.50; Surnali Llc, Se, \$585.00; Terex Usa, Llc DbA Terex Utilities, Su, \$444,894.00; Tractor Supply Company, Su, \$127.51; Tyndale Company, Inc., Su, \$463.27; Us Postmaster, Su, \$3,149.16; Usa Bluebook, Su, \$819.08; Visa, Su, Se, \$3,048.04; Wesco Distributing, Inc., Su, \$946.00; Westlake Hardware, Inc., Su, \$527.67

Vendor	Vendor Name	Invoice Number	Description	Invoice Date	Net Invoice Amount
<b>GENERAL FUND</b>					
11296	SCHOEN'S ROOFING LLC	REFUND 20250403	Refund Permit 20250403	08/19/2025	150.00
Total :					150.00
<b>ADMINISTRATION</b>					
12176	Beatrice Educational Foundation	GIVE BACK CAMPAIGN	Donation - Employee Give Back Campaign	08/25/2025	890.00
960	BEATRICE HUMANE SOCIETY	REIMB. UT. JUL25	Reimb BPW Utilities- Jul25	08/06/2025	1,000.00
1350	BOARD OF PUBLIC WORKS	#1905.00-AUG25	Administration Phone Charges	08/01/2025	219.94
12651	CASEY'S GENERAL STORE	RESTITUTION - 25-458	Restitution f/CR 25-458	08/26/2025	1,839.48
1034	CHARTER COMMUNICATIONS	1290027030-AUG25	Cable charges/City - August 2025	08/09/2025	12.37
12490	COLUMN SOFTWARE PBC	7FF24556-0491	Notice of Public Hearing - P&Z - Plan Mod 25-2	08/06/2025	50.94
12490	COLUMN SOFTWARE PBC	7FF24556-0492	Notice of Firefighter Retirement Committee Mtg	08/11/2025	6.23
12490	COLUMN SOFTWARE PBC	7FF24556-0493	Notice of Public Hearing - CDBG Grant Comp Plan	08/14/2025	53.23
12490	COLUMN SOFTWARE PBC	7FF24556-0494	Notice of Public Hearing - P&Z - Rezone Beard Prope	08/15/2025	9.63
12490	COLUMN SOFTWARE PBC	7FF24556-0495	Notice of Public Hearing - CC 9/2 - Rezone Beard Pr	08/15/2025	9.63
12490	COLUMN SOFTWARE PBC	7FF24556-0498	Notice of Mtg - 9/2/25	08/15/2025	10.19
12490	COLUMN SOFTWARE PBC	7FF24556-0499	Notice of P&Z Mtg - 9/2/25	08/17/2025	9.63
12490	COLUMN SOFTWARE PBC	7FF24556-0502	CC Minutes - 8/4/25	08/18/2025	251.44
2940	Eakes, Inc.	INV678168	Contract Billing 5/21/2025 - 8/20/2025 - 50% City	08/21/2025	559.94
2940	Eakes, Inc.	INV678168	Contract Billing 5/21/2025 - 8/20/2025	08/21/2025	146.07
3680	GAGE COUNTY REGISTER OF DEEDS	08152025	Wty Rash/City of Beatrice	08/15/2025	10.00
3680	GAGE COUNTY REGISTER OF DEEDS	08192025	Wty Pethoud/City of Beatrice	08/19/2025	16.00
3680	GAGE COUNTY REGISTER OF DEEDS	08192025	Dot The Paddock LLC	08/19/2025	22.00
4670	JEO CONSULTING GROUP INC	163711	Project Mgmt f/SS4A ADA Transition Plan	08/21/2025	1,164.70
4670	JEO CONSULTING GROUP INC	163711	Pedestrian & Cyclist Facilities Assessment f/SS4A AD	08/21/2025	18,284.00
4670	JEO CONSULTING GROUP INC	163711	Architectural & Structural Assessment f/SS4A ADA Tr	08/21/2025	16,632.00
4670	JEO CONSULTING GROUP INC	163711	Final ADA Transition Plan f/SS4A ADA Transition Plan	08/21/2025	8,624.00
7380	PINNACLE BANK	JULY 2025	Internet Bank Fees	08/01/2025	272.60
7380	PINNACLE BANK	JUNE 2025	Internet Bank Fees	07/01/2025	59.60
7470	PLYMOUTH ELECTRIC INC	124472	ECEBG Lighting Grant - Installtion of LED Fixtures -	08/26/2025	10,864.20
Total ADMINISTRATION:					61,017.82
<b>COMMUNITY DEVELOPMENT</b>					
1350	BOARD OF PUBLIC WORKS	#1905.00-AUG25	Inspections Phone Charges	08/01/2025	107.54
1360	BOCKMANN INC	20250349-1	Asbestos Survey - 1402 N 11th St	08/26/2025	220.00
1360	BOCKMANN INC	20250349-1	Asbestos Samples - 1402 N 11th St	08/26/2025	150.00
1360	BOCKMANN INC	20250349-1	Mileage - 1402 N 11th St Asbestos Survey	08/26/2025	42.00
9610	VERIZON WIRELESS	6121004100	Community Development-lpad services (2)	08/13/2025	80.02
Total COMMUNITY DEVELOPMENT:					599.56
<b>POLICE ADMINISTRATION</b>					
1440	BRAGG, ROBERT	913223	Animal Control Services	08/25/2025	5,000.00
Total POLICE ADMINISTRATION:					5,000.00
<b>POLICE COMMUNICATIONS</b>					
1350	BOARD OF PUBLIC WORKS	#1905.00-AUG25	Dispatch Phone Charges	08/01/2025	201.80
Total POLICE COMMUNICATIONS:					201.80
<b>POLICE PATROL</b>					
650	AUTOZONE	01650067591	2) wiper blade	07/20/2025	40.29
1030	BEATRICE PUBLIC SCHOOLS	2025 FOOD DRIVE	Leo's Jewelry - 2025 Food Drive - pd to BPD s/b BPS	07/11/2025	150.00

Vendor	Vendor Name	Invoice Number	Description	Invoice Date	Net Invoice Amount
1350	BOARD OF PUBLIC WORKS	#1905.00-AUG25	Police Phone Charges	08/01/2025	201.80
3720	GALLS LLC	032211515	1) Is zippered shirt	08/12/2025	65.55
3720	GALLS LLC	032211515	2) sholder tab	08/12/2025	4.68
3720	GALLS LLC	032211515	2) emblem app fee	08/12/2025	5.98
3720	GALLS LLC	032211515	Shipping	08/12/2025	4.96
4330	HULS BODY SHOP INC.	26519	TOW - #2 to Precision Auto	08/05/2025	160.00
7690	PRODUCTION CREEK LLC	66231	3) embroidery of patch	08/05/2025	15.00
7690	PRODUCTION CREEK LLC	66231	3) sew patch to velcro	08/05/2025	15.00
7690	PRODUCTION CREEK LLC	66231	2) embroidery of stars	08/05/2025	15.00
1008	TRANSUNION RISK AND ALTERNATIV	41141-JUL25	Records Search - July	08/01/2025	75.00
9610	VERIZON WIRELESS	6120517765	ICAC Phone & Data	08/08/2025	90.98
9610	VERIZON WIRELESS	6120769926	Police AVL Cards	08/10/2025	560.18
9700	WALMART STORES INC.	04006	battery charger	08/05/2025	99.87
Total POLICE PATROL:					1,504.29
<b>FIRE ADMINISTRATION</b>					
1350	BOARD OF PUBLIC WORKS	#1905.00-AUG25	Fire Phone Charges	08/01/2025	97.28
12095	Bomgaars Supply Inc	489908	1) 3x5 American flag	07/31/2025	36.99
12566	DATASHIELD CORPORATION	0171167	Shredding Service - Fire - August 2025	08/11/2025	54.53
3090	ENERSPECT MEDICAL SOLUTIONS	30871	Shipping & handling	08/12/2025	56.87
12599	KIEPER, KIRSTEN D	REIMB. AUG25	Reimb. 4) meal f/Instructor I	08/22/2025	63.62
11867	MacQueen Equipment LLC	P53629	Shipping	08/21/2025	30.40
Total FIRE ADMINISTRATION:					339.69
<b>FIRE SUPPRESSION</b>					
1076	Auto Repair Plus	J013335	Labor - recharge ac f/E1	08/19/2025	180.00
1076	Auto Repair Plus	J013335	Supplies - fitting, refrigerant	08/19/2025	119.78
1076	Auto Repair Plus	J013335	Shop supplies	08/19/2025	7.20
12095	Bomgaars Supply Inc	496009	2) nozzle, goo gone spray, 2) clear epoxy	08/22/2025	40.65
11867	MacQueen Equipment LLC	P53629	4) rotation lock insert kit	08/21/2025	144.00
12549	MES I ACQUISITION INC	IN2315578	Labor - SCBA service repairs	08/07/2025	1,577.11
12549	MES I ACQUISITION INC	IN2315578	Supplies - SCBA service repairs	08/07/2025	254.30
11724	North Central Ambulance Sales	0045757	Labor - R&R inclinometer f/L1	08/21/2025	325.00
11724	North Central Ambulance Sales	0045757	Supplies - inclinometer f/L1	08/21/2025	1,245.31
11724	North Central Ambulance Sales	0045757	Shop Supplies	08/21/2025	25.00
9610	VERIZON WIRELESS	6120769926	Fire AVL Card	08/10/2025	40.01
9730	WALKER UNIFORM RENTAL	1424595	SHOP TOWEL SERVICE	08/21/2025	26.70
Total FIRE SUPPRESSION:					3,985.06
<b>FIRE AMBULANCE</b>					
1350	BOARD OF PUBLIC WORKS	#1905.00-AUG25	EMS Phone Charges	08/01/2025	41.69
1420	BOUND TREE MEDICAL LLC	85870387	1) SpO2 sensor neonate/adult	08/05/2025	449.80
1420	BOUND TREE MEDICAL LLC	85870387	3) endtidal BVM	08/05/2025	253.11
1420	BOUND TREE MEDICAL LLC	85870387	4) endtidal nasal cannula	08/05/2025	391.76
1420	BOUND TREE MEDICAL LLC	85870387	2) cuffed ET 5.0	08/05/2025	77.80
1420	BOUND TREE MEDICAL LLC	85870387	2) cuffed ET 5.5	08/05/2025	77.80
1420	BOUND TREE MEDICAL LLC	85870387	2) cuffed ET 7.0	08/05/2025	47.80
1420	BOUND TREE MEDICAL LLC	85870387	2) cuffed ET 7.5	08/05/2025	47.80
1420	BOUND TREE MEDICAL LLC	85870387	2) cuffed ET 8.0	08/05/2025	77.80
1420	BOUND TREE MEDICAL LLC	85870387	2) i-Gel size 3	08/05/2025	428.28
1420	BOUND TREE MEDICAL LLC	85870387	2) i-Gel size 4	08/05/2025	428.28
1420	BOUND TREE MEDICAL LLC	85870387	2) glove, lg	08/05/2025	345.80
1420	BOUND TREE MEDICAL LLC	85870387	1) McGrath Mac video size 2	08/05/2025	699.50
1420	BOUND TREE MEDICAL LLC	85870387	2) ambu blue-sensor R	08/05/2025	984.00

Vendor	Vendor Name	Invoice Number	Description	Invoice Date	Net Invoice Amount
1420	BOUND TREE MEDICAL LLC	85870387	1) Suction 8fr	08/05/2025	24.50
1420	BOUND TREE MEDICAL LLC	85870387	6) air-splint, adult half-leg	08/05/2025	137.94
1420	BOUND TREE MEDICAL LLC	85870387	3) autoguard 20ga	08/05/2025	399.00
1420	BOUND TREE MEDICAL LLC	85870387	1) Suction 14fr	08/05/2025	24.50
1420	BOUND TREE MEDICAL LLC	85870388	2) rapid cold ice pack	08/05/2025	68.86
1420	BOUND TREE MEDICAL LLC	85870388	freight	08/05/2025	16.52
1420	BOUND TREE MEDICAL LLC	85882679	6) sodium chloride	08/14/2025	288.00
1420	BOUND TREE MEDICAL LLC	85882679	4) IV extension set	08/14/2025	278.00
1420	BOUND TREE MEDICAL LLC	85882679	2) IV start kit	08/14/2025	299.00
1420	BOUND TREE MEDICAL LLC	85882679	6) quikclot combat gauze	08/14/2025	255.54
1420	BOUND TREE MEDICAL LLC	85882679	1) probe-covers	08/14/2025	18.29
1420	BOUND TREE MEDICAL LLC	85882679	4) lancet	08/14/2025	53.36
1420	BOUND TREE MEDICAL LLC	85882679	2) blunt fill needle	08/14/2025	138.00
1420	BOUND TREE MEDICAL LLC	85882679	6) needle decomp 10ga	08/14/2025	122.94
1420	BOUND TREE MEDICAL LLC	85882679	4) hyodermic needle	08/14/2025	177.16
1420	BOUND TREE MEDICAL LLC	85882679	1) i-Gel size 1	08/14/2025	209.90
1420	BOUND TREE MEDICAL LLC	85882679	1) i-Gel size 1.5	08/14/2025	209.90
1420	BOUND TREE MEDICAL LLC	85882679	1) luer-lok syringe 5mL	08/14/2025	30.29
1420	BOUND TREE MEDICAL LLC	85882679	2) syringe 3mL	08/14/2025	38.00
1420	BOUND TREE MEDICAL LLC	85888422	1) fentanyl	08/19/2025	69.98
1420	BOUND TREE MEDICAL LLC	85888422	1) morphine	08/19/2025	121.99
1420	BOUND TREE MEDICAL LLC	85888422	misc	08/19/2025	11.95
12582	CARNAHAN, TIFFANY	ED. ASSISTANCE - SUMM	Ed. Assist. - Summer 2025	08/27/2025	1,012.00
2040	CITY TREAS. PETTY CASH	P-CASH 9-2-2025	15) Meal - OTT	08/28/2025	112.50
3128	E.T.'s Lawn & Leisure	6157	Supplies - 2) clip f/UTV	08/25/2025	59.98
3090	ENERSPECT MEDICAL SOLUTIONS	30871	2) tempus printer paper roll	08/12/2025	136.00
3090	ENERSPECT MEDICAL SOLUTIONS	30871	6) Defibrillator pad, adult	08/12/2025	300.00
5110	LAMPTON WELDING SUPPLY Co., INC	0020254585	MEDICAL OXYGEN	08/20/2025	340.55
9610	VERIZON WIRELESS	6120769926	Fire AVL Card	08/10/2025	40.01
Total FIRE AMBULANCE:					9,345.88
<b>PUBLIC PROPERTIES</b>					
980	BEATRICE IRON AND METAL CO	108091	12) 1-qt oil	08/27/2025	59.40
12156	Beatrice Valvoline Express Care	23239	Labor - LOF f/06 Chevy	08/19/2025	54.99
12156	Beatrice Valvoline Express Care	23239	Supplies - oil f/06 Chevy	08/19/2025	6.76
11281	Black Hills Energy	0420672199-AUG25	GAS SERVICE - Probation - August 2025	08/13/2025	49.34
11281	Black Hills Energy	3806703634-AUG25	GAS SERVICE - Police Dept - August 2025	08/13/2025	220.82
11281	Black Hills Energy	3806703634-AUG25	GAS SERVICE - Fire Dept - August 2025	08/13/2025	230.49
1350	BOARD OF PUBLIC WORKS	#1905.00-AUG25	Carnegie Phone Charges	08/01/2025	38.65
12095	Bomgaars Supply Inc	494026	rope f/HP flag pole	08/15/2025	20.37
12214	Cary's Cleaning	6482	Office cleaning - August 2025 f/Library	08/25/2025	2,100.00
12214	Cary's Cleaning	6483	Office cleaning - August 2025 f/FD	08/25/2025	1,428.00
12214	Cary's Cleaning	6486	Office cleaning - August 2025 f/PD	08/25/2025	1,638.00
2010	CITY MOTOR SUPPLY	911594	12V Jump Starter	08/19/2025	339.97
2010	CITY MOTOR SUPPLY	911702	oil filter f/Exmark	08/22/2025	6.82
12007	Heritage Landscape Supply Group	0022768270-001	6) diaphragm f/Astro Park splash pad	08/20/2025	119.04
4710	JIM'S CARPET AND SUPPLIES INC	INV-1759	Supplies - carpet tile material f/Senior Center	07/31/2025	6,525.13
11503	Johnstone Supply	2350346	pump condensate f/Library ac unit	08/14/2025	92.77
5100	LAMMEL PLUMBING INC	84483	plumbing supplies f/urinal	08/22/2025	4.80
11729	Nutrien Ag Solutions	57896063	Chemical f/spraying	08/19/2025	58.75
11729	Nutrien Ag Solutions	57896505	Chemical f/spraying; downtown, buildings	08/19/2025	270.00
11729	Nutrien Ag Solutions	57905699	Chemical f/parks	08/20/2025	90.00
11729	Nutrien Ag Solutions	57908621	Chemical f/parks	08/20/2025	58.75
12144	Riverside Power Sports LLC	2605	Labor - R&R engine f/Scott Street drag	06/05/2025	800.00
12144	Riverside Power Sports LLC	2605	Supplies - engine f/Scott Street drag	06/05/2025	1,795.00
12144	Riverside Power Sports LLC	2605	Supplies - hyd pump kit f/Scott Street drag	06/05/2025	595.95

Vendor	Vendor Name	Invoice Number	Description	Invoice Date	Net Invoice Amount
12144	Riverside Power Sports LLC	2605	Supplies - hub f/Scott Street drag	06/05/2025	323.95
12144	Riverside Power Sports LLC	2605	Supplies - oil, shop supplies, shipping f/Scott Street d	06/05/2025	75.59
8260	SAPP BROTHERS	IN4809563	88.6 gal ULSD #2 Dyed Summer Diesel @ 2.674918	08/19/2025	237.01
8260	SAPP BROTHERS	IN4813214	122.8 gal ULSD #2 Dyed Summer Diesel @ 2.67500	08/25/2025	328.49
8370	SCHUSTER'S OUTDOOR AND RV INC.	31888	2) double sheave f/Exmark 96	08/15/2025	315.98
8370	SCHUSTER'S OUTDOOR AND RV INC.	31910	2) cutter housing asy f/Exmark 96	08/20/2025	262.10
8370	SCHUSTER'S OUTDOOR AND RV INC.	31910	2) spindle and seal asy f/Exmark 96	08/20/2025	135.66
8370	SCHUSTER'S OUTDOOR AND RV INC.	31910	2) bushing, 2) screw f/Exmark 96	08/20/2025	54.36
8370	SCHUSTER'S OUTDOOR AND RV INC.	31911	fuel cap f/Exmark 96	08/20/2025	23.51
8370	SCHUSTER'S OUTDOOR AND RV INC.	31948	3) blade f/Exmark 72	08/27/2025	104.97
12650	SETH RAY	1427	Labor - Pest Control spray f/Aud	08/15/2025	175.00
12521	SUNNY SMITH	AUG11 2025 - AUG22 202	Office cleaning f/Aud offices	08/22/2025	450.00
12521	SUNNY SMITH	AUG11 2025 - AUG22 202	Office cleaning f/BPW offices	08/22/2025	450.00
9760	Westlake Ace Hardware	10356871-CXN	pmt cxxn - cleaning glove	07/30/2025	40.00
9760	Westlake Ace Hardware	10357081	supplies f/Library ac unit	08/15/2025	17.41
9760	Westlake Ace Hardware	10357157	3) glass cleaner, 2) windex, 2) clorox wipes, 1) ammo	08/22/2025	57.34
Total PUBLIC PROPERTIES:					19,575.17
<b>PP-WATER PARK</b>					
9920	WINDSTREAM	090051577-AUG25	Water Park phone service - August 2025	08/13/2025	126.18
Total PP-WATER PARK:					126.18
<b>LIBRARY</b>					
730	Baker and Taylor	2039219604	Snoop	08/05/2025	11.39
730	Baker and Taylor	2039219604	Incredible Penelope	08/05/2025	11.39
730	Baker and Taylor	2039219604	Search for the Secret Garden	08/05/2025	7.49
730	Baker and Taylor	2039219604	Freight	08/05/2025	.30
730	Baker and Taylor	2039219816	Kiss Her Goodbye	08/05/2025	16.80
730	Baker and Taylor	2039219816	We Are All Guilty Here	08/05/2025	19.20
730	Baker and Taylor	2039219816	For Richer For Poorer	08/05/2025	17.40
730	Baker and Taylor	2039219816	Star of Wonder Dobah's Story	08/05/2025	12.32
730	Baker and Taylor	2039219816	Freight	08/05/2025	.66
730	Baker and Taylor	2039242625	Rabbit Tea	08/18/2025	11.39
730	Baker and Taylor	2039242625	Hornbeam by and Large	08/18/2025	16.99
730	Baker and Taylor	2039242625	Pete the Cat's Cool New Ride	08/18/2025	11.99
730	Baker and Taylor	2039242625	Freight	08/18/2025	.40
730	Baker and Taylor	2039244572	5) Title & Freight	08/19/2025	99.38
730	Baker and Taylor	2039251121	1) Title & Freight	08/20/2025	18.18
12021	Midwest Tape, LLC	507583610	Advance Digital payment	08/11/2025	1,500.00
7120	OVERDRIVE	CD0141925254018	Deposit on account f/ content credit	08/20/2025	2,000.00
8700	SOUTHEAST LIBRARY SYSTEM	25031	Registration f/Joint Youth Services Retreat - Fox	07/08/2025	190.00
12137	Unite Private Networks LLC	SI-25-026065	Education Wide Area Network (inc reg & universal ser	07/01/2025	365.00
12137	Unite Private Networks LLC	SI-25-026065	Federal Regulatory Recovery	07/01/2025	1.42
12137	Unite Private Networks LLC	SI-25-026065	NE Universal Service	07/01/2025	25.47
Total LIBRARY:					4,337.17
Total GENERAL FUND:					106,182.62
<b>STREET FUND</b>					
<b>STREET FUND</b>					
2080	CITY TREASURER	TR-CDBG M&O-#1	Street Share Mill & Overlay Paving Proj 2025 - CDBG	08/22/2025	320,000.00
2460	CORNHUSKER STATE INDUSTRIES	1492022	6)Center St 30x9@16.40	08/22/2025	98.40
2056	Hanshaw, Matt	CDL-2025	CDL Reimbursement/2025	08/25/2025	60.00
11734	Ideus Tree Service	819540	2) Pinn Oak 1700 Block Lincoln	08/26/2025	2,800.00

Vendor	Vendor Name	Invoice Number	Description	Invoice Date	Net Invoice Amount
11734	Ideus Tree Service	819540	1)Locust 5/Lincoln	08/26/2025	750.00
3052	Landmark Implement Inc	11963187	1)Hand Cleaner@28.91	08/22/2025	28.91
11867	MacQueen Equipment LLC	P15999	1)Wldt-Shoe,drag @643.02	08/14/2025	643.02
11867	MacQueen Equipment LLC	P15999	Shipping	08/14/2025	22.84
12532	Martin Resource Management	1671845	125 gal) Tac Oil @2.75/gal	08/25/2025	343.75
6980	OLSSON INC	549375	Design Services f/Ella St; 3rd to 2nd	08/21/2025	604.50
7060	O'REILLY AUTO PARTS	0749-494809	4)Absorbent@16.93 (Valentino's)	08/19/2025	67.72
7060	O'REILLY AUTO PARTS	0749-495282	2)10ozTarmnatr@9.99	08/21/2025	19.98
11888	Resolute Concrete	1300	Curb & Gutter 517 S 10th	08/08/2025	945.00
12393	Rollins Inc	282712763	Pest Control Standard f/Street -Aug25	08/22/2025	65.00
9260	TRACTOR SUPPLY	455359	1)ShkSpr 105x180ft Blstc twst @19.99	08/25/2025	19.99
12636	VAN KIRK SAND & GRAVEL INC	PMT 1	2025 Corral Crossing Development - Grading, Roadw	08/20/2025	66,155.62
Total STREET FUND:					392,624.73
Total STREET FUND:					392,624.73
<b>CDBG Fund</b>					
<b>CDBG-GRANTS</b>					
1790	CATHER AND SONS CONSTRUCTION,	PMT 1	Mill & Overlay Paving Project 2025	08/20/2025	282,112.33
Total CDBG-GRANTS:					282,112.33
Total CDBG Fund:					282,112.33
<b>AIRPORT FUND</b>					
<b>AIRPORT-GENERAL</b>					
11508	Jon's Outdoor Service	6746	Summer fertilizer w/grub control	08/08/2025	110.00
11508	Jon's Outdoor Service	6746	Spray f/netsedge	08/08/2025	20.00
7060	O'REILLY AUTO PARTS	0749-493160	Battery f/tug	08/12/2025	138.51
7060	O'REILLY AUTO PARTS	0749-493160	core charge f/tug battery	08/12/2025	22.00
7060	O'REILLY AUTO PARTS	0749-493160	credit - core charge f/tug battery	08/12/2025	22.00
6170	STATE OF NEBRASKA	1489449	MONTHLY AWOS/VOR	08/01/2025	818.33
9850	UNIFIRST CORPORATION	1910095348	LAUNDER MATS & SHOP TOWELS	08/25/2025	81.83
9760	Westlake Ace Hardware	10357095	supplies f/Executive Hangar hvac	08/18/2025	42.90
Total AIRPORT-GENERAL:					1,211.57
<b>AIRPORT-CAPITAL IMPROVEMENTS</b>					
1080	ALFRED BENESCH AND COMPANY	27E-PROJ21	Reconstruct Taxiway C & Apron	08/27/2025	39,887.23
Total AIRPORT-CAPITAL IMPROVEMENTS:					39,887.23
Total AIRPORT FUND:					41,098.80
<b>BEATRICE AREA SOLID WASTE AGNC</b>					
<b>BASWA</b>					
12095	Bomgaars Supply Inc	493523	Milwaukee Super Sawzall Reciprocating saw	08/13/2025	279.99
12095	Bomgaars Supply Inc	493523	sawzall blade set	08/13/2025	31.99
12095	Bomgaars Supply Inc	495529	2) gas can, 2) pour spout, connector, plug	08/20/2025	69.64
12095	Bomgaars Supply Inc	495529	1) 2.5 gal DEF	08/20/2025	16.30
3119	Burns and McDonnell, Inc.	179739-2	Engineering Services f/Development of 1st Phase BA	05/13/2025	94,896.54
3119	Burns and McDonnell, Inc.	179739-5	Engineering Services f/Development of 1st Phase BA	08/21/2025	88,361.77
3119	Burns and McDonnell, Inc.	180403-4	Groundwater Monitoring - Existing MSW Landfill	08/21/2025	3,904.25
3119	Burns and McDonnell, Inc.	180403-4	Background Groundwater Sampling - South MSW La	08/21/2025	7,999.95
12591	Interstate Power Systems, Inc	R023064064.01	Labor - manual regen f/826K	08/14/2025	675.00
12591	Interstate Power Systems, Inc	R023064064.01	Misc Charges	08/14/2025	100.00

Vendor	Vendor Name	Invoice Number	Description	Invoice Date	Net Invoice Amount
12591	Interstate Power Systems, Inc	R023064102.01	Labor - PM f/D6T	08/16/2025	662.06
12591	Interstate Power Systems, Inc	R023064102.01	Misc Charges	08/16/2025	88.91
12549	MES I ACQUISITION INC	IN2320665	Rent - Landtec GEM2000	08/15/2025	181.00
6430	NMC, INC	CUI1511040	magnetic switch asy	07/28/2025	301.90
6430	NMC, INC	CUI1516115	2) fuel element, 1) filter asy, 1) lube filter f/D6	08/12/2025	193.27
6430	NMC, INC	CUI1516115	1) element asy, 1) primary element, 1) air filter f/D6	08/12/2025	284.33
6430	NMC, INC	CUI1516655	2) fuel water separator filter, 2) fuel filter f/D6	08/13/2025	115.46
6430	NMC, INC	CUI1519493	hose asy f/D6D	08/21/2025	193.07
7060	O'REILLY AUTO PARTS	0749-493239	tail light asy f/fuel truck	08/12/2025	32.12
7060	O'REILLY AUTO PARTS	0749-493444	2) mini bulb f/fuel truck	08/13/2025	17.70
7060	O'REILLY AUTO PARTS	0749-494948	spray paint f/water truck	08/20/2025	11.49
7060	O'REILLY AUTO PARTS	0749-494948	Blind spot mirror f/water truck	08/20/2025	17.99
3011	RDO Truck Center Co	123741L	particulate matter sensor	08/18/2025	376.51
12393	Rollins Inc	282712765	Pest Control Standard - August 2025	08/13/2025	75.00
8260	SAPP BROTHERS	IN4808845	69.6 gal DEF @ 2.104446	08/15/2025	146.47
8260	SAPP BROTHERS	IN4808845	1-cs) mobil grease	08/15/2025	127.58
11642	Titan Machinery Inc	PS0863735-1	fuel tube f/loader	08/06/2025	183.40
9730	WALKER UNIFORM RENTAL	1423374	UNIFORM SERVICE	08/14/2025	42.22
9730	WALKER UNIFORM RENTAL	1424598	UNIFORM SERVICE	08/21/2025	42.22
9760	Westlake Ace Hardware	10357125	garden sprayer, simple green cleaner, dawn, pvc con	08/20/2025	46.92
9760	Westlake Ace Hardware	10357126	supplies f/water pump	08/20/2025	19.76
9920	WINDSTREAM	090048686-AUG25	Landfill Telephone Service	08/13/2025	136.76
Total BASWA:					199,631.57
Total BEATRICE AREA SOLID WASTE AGNC:					199,631.57
<b>CAPITAL IMP FUND</b>					
<b>CAPITAL IMPROVEMENTS-GENERAL</b>					
11281	Black Hills Energy	4584289228-AUG25	GAS SERVICE - 201 Cedar - August 2025	08/13/2025	53.04
5420	David L. Lottman Excavating, Inc	PMT 1	RCRP Grant - Seating area f/Chautauqua Park Pickle	08/25/2025	31,093.50
5620	MCGILL ASBESTOS ABATEMENT INC	PMT 1	Asbestos Abatement f/Dempster Industries	08/26/2025	79,800.00
Total CAPITAL IMPROVEMENTS-GENERAL:					110,946.54
<b>CAPITAL IMPROVEMENTS-PSDS</b>					
1420	BOUND TREE MEDICAL LLC	85882679	3) Sapphire multi-therapy IV pump	08/14/2025	7,349.97
1420	BOUND TREE MEDICAL LLC	85882679	2) Sapphire Infusion admin set	08/14/2025	591.60
12549	MES I ACQUISITION INC	IN2318060	2) Self-contained Breathing Apparatus Air-Pack Pro	08/12/2025	15,620.00
12549	MES I ACQUISITION INC	IN2318060	5) snap-change Cylinder	08/12/2025	7,350.00
12549	MES I ACQUISITION INC	IN2318060	2) facepiece, small	08/12/2025	3,200.00
12549	MES I ACQUISITION INC	IN2318060	1) facepiece, lg	08/12/2025	1,600.00
Total CAPITAL IMPROVEMENTS-PSDS:					35,711.57
Total CAPITAL IMP FUND:					146,658.11
<b>SANITATION FUND</b>					
980	BEATRICE IRON AND METAL CO	107863	2) coupling	08/19/2025	4.21
980	BEATRICE IRON AND METAL CO	107863	1) plier kit	08/19/2025	16.46
980	BEATRICE IRON AND METAL CO	108037	threadlocker, 5) bolt, 4) washer	08/25/2025	60.25
11281	Black Hills Energy	3806703634-AUG25	GAS SERVICE - MARS - August 2025	08/13/2025	113.45
7100	Buchheit	26105321	5) key	08/16/2025	14.95
1700	CARPENTER PAPER CO.	413408	2-cs multifold towel	08/14/2025	116.08
2010	CITY MOTOR SUPPLY	911405	3) light grommet, 3) amber light	08/08/2025	95.52
2010	CITY MOTOR SUPPLY	911602	2) pigtail wire connector, 2) hose end fitting	08/19/2025	27.28

Vendor	Vendor Name	Invoice Number	Description	Invoice Date	Net Invoice Amount
2010	CITY MOTOR SUPPLY	911602	2.25) hose, 2) press end	08/19/2025	23.01
2010	CITY MOTOR SUPPLY	911602	30) towel	08/19/2025	89.70
12082	Elliott Equipment Co.	188176	2026 Freightliner w/New Way Cobra 20yd rear load -	08/25/2025	218,000.00
12103	Firststar Fiber Inc	0015808-IN	July 2025 Recycling Tipping Fee	07/31/2025	5,112.19
10570	HOTSYS EQUIPMENT CO.	356424	Labor - Service Call f/pressure washer	08/14/2025	200.00
10570	HOTSYS EQUIPMENT CO.	356424	Labor - service pressure washer	08/14/2025	140.00
10570	HOTSYS EQUIPMENT CO.	356424	Supplies - nozzle f/pressure washer	08/14/2025	50.55
4770	JOHNNY'S WELDING INC.	280397	45") 1" hose	08/14/2025	41.40
4770	JOHNNY'S WELDING INC.	280397	2) hose fitting	08/14/2025	44.22
4770	JOHNNY'S WELDING INC.	280397	Labor to make hose	08/14/2025	8.00
4770	JOHNNY'S WELDING INC.	280397	48") 3/8" hose	08/14/2025	27.36
4770	JOHNNY'S WELDING INC.	280397	2) hose fitting	08/14/2025	42.26
4770	JOHNNY'S WELDING INC.	280397	Labor to make hose	08/14/2025	8.00
12300	Klecans Diverse Service LLC	680	Labor - R&R brakes shoes, drums	08/22/2025	750.00
12300	Klecans Diverse Service LLC	681	Labor - R&R output seal, yoke bolt	08/22/2025	625.00
11437	Moore, Jason	REIMB AUG25	Reimb Fuel	08/15/2025	40.00
7060	O'REILLY AUTO PARTS	0749-494739	headlight	08/19/2025	34.19
3011	RDO Truck Center Co	123662L	2) strap kit, seal, oring, bolt	08/18/2025	345.63
3011	RDO Truck Center Co	123673L	sensor switch, 2) pressure switch	08/15/2025	247.21
8260	SAPP BROTHERS	IN4805470	7.92 lb Propane @ 2.9307	08/11/2025	23.22
8260	SAPP BROTHERS	IN4809564	1,468.4 gal ULSD #2 Clear Summer Diesel @ 2.9740	08/19/2025	4,367.02
11678	Truck Center Companies	XA108187131.01	1) air filter, 1) oil filter	08/14/2025	89.47
11678	Truck Center Companies	XA108187132.01	1) oil filter	08/14/2025	31.76
11678	Truck Center Companies	XA108187132.02	1) air filter	08/22/2025	33.99
11678	Truck Center Companies	XA108187133.01	1) air panal ventilation, 1) lube filter	08/14/2025	58.63
11678	Truck Center Companies	XA108187137.01	2) lube filter, 1) element	08/14/2025	114.68
11678	Truck Center Companies	XA108188255.01	2) brake kit, 2) wheel kit	08/22/2025	703.98
11678	Truck Center Companies	XA108188827.01	vent window seal	08/27/2025	348.06
9610	VERIZON WIRELESS	6120769926	3) MARS tablet	08/10/2025	120.03
9760	Westlake Ace Hardware	10357089	7) key	08/16/2025	37.72
Total :					232,205.48
Total SANITATION FUND:					232,205.48
Grand Totals:					1,400,513.64

---

Vendor	Vendor Name	Invoice Number	Description	Invoice Date	Net Invoice Amount
--------	-------------	----------------	-------------	--------------	-----------------------

---

Dated: \_\_\_\_\_

Mayor: \_\_\_\_\_

City Council: \_\_\_\_\_

\_\_\_\_\_  
\_\_\_\_\_  
\_\_\_\_\_  
\_\_\_\_\_  
\_\_\_\_\_  
\_\_\_\_\_  
\_\_\_\_\_  
\_\_\_\_\_

Invoice Number	Invoice Date	Description	Segment Fund	Net Invoice Amount
<b>All Copy Products Inc</b>				
39895786	08/14/2025	Copier Contract Konica Minolta/400 Ella/Aug25-split	ELECTRIC FUND	146.26
39895786	08/14/2025	Copier Contract Konica Minolta/400 Ella/Aug25-split	WATER FUND	146.25
39895786	08/14/2025	Copier Contract Konica Minolta/400 Ella/Aug25-split	WPC	146.25
562598193	08/20/2025	Copier Contract/Zab Office NE0244/AUG25	ELECTRIC FUND	66.34
562598193	08/20/2025	Copier Contract/Zab Office NE0244/AUG25	WATER FUND	66.33
Total All Copy Products Inc:				571.43
<b>Altec Industries, Inc.</b>				
13137796	08/14/2025	1)Platform Component;Cover@72.19	ELECTRIC FUND	72.19
13137796	08/14/2025	Freight	ELECTRIC FUND	12.50
13137796	08/14/2025	Sales Tax	ELECTRIC FUND	6.35
Total Altec Industries, Inc.:				91.04
<b>American Electric Power</b>				
175-21573483	08/08/2025	SPP Charges for July 2025 15,965 MWH @ 38.95	ELECTRIC FUND	621,836.75
175-21573483	08/08/2025	Radiant Tech Admin Fee f/ July 2025 5,863.80 MWH @ 0.85	ELECTRIC FUND	4,984.23
175-21573483	08/08/2025	Congestion/Imbalance credit/chg for July 2025	ELECTRIC FUND	165,568.74
175-21573483	08/08/2025	SPP Initial Charges for July 2025	ELECTRIC FUND	11,737.62
175-21573483	08/08/2025	SPP charges for prior months	ELECTRIC FUND	11,314.11
175-21573483	08/08/2025	SPP settlement - Final	ELECTRIC FUND	2,309.18-
Total American Electric Power:				813,132.27
<b>Beatrice Iron and Metal</b>				
107970	08/22/2025	1)Yellow Paint Marker @4.86(cust#1070)	WATER FUND	4.86
107970	08/22/2025	2)Battery @153.76(cust#1070)	WATER FUND	307.52
107970	08/22/2025	Core Return (cust#1070)	WATER FUND	20.00-
107970	08/22/2025	Core (cust#1070)	WATER FUND	20.00
107970	08/22/2025	1)Blo Gun@11.20(cust#1070)	WATER FUND	11.20
107970	08/22/2025	Sales Tax	WATER FUND	24.27
108093	08/27/2025	1)Brushes@3.54(cust#1070)	WATER FUND	3.54
108093	08/27/2025	1)Cleaner@6.37(cust#1070)	WATER FUND	6.37
108093	08/27/2025	Sales Tax	WATER FUND	.74
Total Beatrice Iron and Metal:				358.50
<b>Beatrice Ready Mixed</b>				
1B 51089	08/19/2025	3.79tn) Screenings@24.00	WATER FUND	90.96
1B 51089	08/19/2025	Sales Tax	WATER FUND	6.82
1B 51136	08/21/2025	7.74tn)Fill Sand @17.00	WATER FUND	131.58
1B 51136	08/21/2025	Sales Tax	WATER FUND	9.87
1B 51138	08/21/2025	3tn)Fill Sand @17.00	ELECTRIC FUND	51.00
1B 51138	08/21/2025	Sales Tax	ELECTRIC FUND	3.83
1B 51139	08/21/2025	3.14tn)Fill sand @17.00	ELECTRIC FUND	53.38
1B 51139	08/21/2025	Sales Tax	ELECTRIC FUND	4.00
1B 51163	08/22/2025	1.70tn)Fill Sand@17.00	WATER FUND	28.90
1B 51163	08/22/2025	Sales Tax	WATER FUND	2.17
1B 51165	08/22/2025	12tn)Fill Sand@17.00	WATER FUND	204.00
1B 51165	08/22/2025	Sales Tax	WATER FUND	15.30
1B 51166	08/22/2025	24tn)47B Rock Tn@50.00	WPC	1,200.00
1B 51169	08/22/2025	8.70tn) Fill Sand@17.00	WATER FUND	147.90
1B 51169	08/22/2025	Sales Tax	WATER FUND	11.09
1B 51174	08/22/2025	10)#3 Fiberglass Rebar20'@5.70(sub 1)	ELECTRIC FUND	57.00
1B 51174	08/22/2025	Sales Tax	ELECTRIC FUND	4.28

Invoice Number	Invoice Date	Description	Segment Fund	Net Invoice Amount
1B 51199	08/26/2025	3.36tn)Fill Sand@17.00	WATER FUND	57.12
1B 51199	08/26/2025	Sales Tax	WATER FUND	4.28
1B 51201	08/26/2025	24ft)18" form turbe@6.30	ELECTRIC FUND	151.20
1B 51201	08/26/2025	Sales Tax	ELECTRIC FUND	11.34
1B 51203	08/26/2025	1.58tn)Fill SAnd @17.00	WATER FUND	26.86
1B 51203	08/26/2025	Sales Tax	WATER FUND	2.01
B1 736829	08/13/2025	.75cy)L10AE3500@188.50	WATER FUND	141.38
B1 736829	08/13/2025	Sales Tax	WATER FUND	10.60
B1 736863	08/14/2025	10cy)Sand Fill & Water@63.00	WATER FUND	630.00
B1 736863	08/14/2025	Sales Tax	WATER FUND	47.25
B1 737201	08/19/2025	2.75CY)47B1S383500HW@192.50	WATER FUND	529.38
B1 737201	08/19/2025	Sales Tax	WATER FUND	39.70
B1 737454	08/21/2025	5.50cy)Sand Fill & Water @63.00	WATER FUND	346.50
B1 737454	08/21/2025	Sales Tax	WATER FUND	25.99
B1 737455	08/21/2025	1.25cy)SGAE3500@188.00(sub 1	ELECTRIC FUND	235.00
B1 737455	08/21/2025	Sales Tax	ELECTRIC FUND	17.63
B1 737857	08/25/2025	9cy)NDOT Ez-Fill@138.00	WATER FUND	1,242.00
B1 737857	08/25/2025	Sales Tax	WATER FUND	93.15
Total Beatrice Ready Mixed:				5,633.47
<b>Black Hills Energy</b>				
2096271272-AUG25	08/13/2025	Gas Bill/ 300 Irving LS #6/AUG25 (includes jul bill)	WPC	119.44
Total Black Hills Energy:				119.44
<b>Bomgaars Supply Inc</b>				
496058	08/22/2025	1)20 inch box fan (1A well)	WATER FUND	18.91
496058	08/22/2025	1)Hasps, Safety@8.69 (Well 7)	WATER FUND	9.34
496058	08/22/2025	1)Boiler Drain@10.99(Well 7)	WATER FUND	11.82
496058	08/22/2025	1)Brush@2.96 (S Resv)	WATER FUND	3.18
497021	08/25/2025	1)Hasps, Safety Swvl@11.99	WATER FUND	11.99
497021	08/25/2025	Sales Tax	WATER FUND	.90
Total Bomgaars Supply Inc:				56.14
<b>Border States Industries, Inc</b>				
930928630	08/13/2025	TARIFF - 25S METERS	ELECTRIC FUND	2,229.76
930955033	08/18/2025	12)CHN - 625IC INS PROTECTIVE CAP 25KV 600A	ELECTRIC FUND	1,586.06
930955034	08/18/2025	24)EVED-EN95 1.5 D INDUST BATTERY	ELECTRIC FUND	32.00
930955034	08/18/2025	12)EVED-EN22 9V INDUST BATTERY	ELECTRIC FUND	18.58
930955034	08/18/2025	48)EVED-EN91 1.5 AA INDUST BATTERY	ELECTRIC FUND	18.06
930955034	08/18/2025	24)EVED-EN92 AAA INDUST BATTERY	ELECTRIC FUND	9.03
930955035	08/18/2025	MIW-2978-220 M18 6T OD3 CRIMPER KIT	ELECTRIC FUND	2,956.24
930955035	08/18/2025	MIW-49-16-2772 M18 CU/AL JAW	ELECTRIC FUND	428.93
930955036	08/18/2025	1)CHN - C4031602 30 FT DISCONN STICK (2-3 WEEKS)	ELECTRIC FUND	848.19
930961645	08/19/2025	400)WASHER SQ.GALV.5/8 CHN-6813	ELECTRIC FUND	245.10
930995971	08/25/2025	20)#2 STR ELBOW RECEPTACLE CPR-LEJ215AB04 15 KV ELBOW 2ST	ELECTRIC FUND	1,074.79
930995971	08/25/2025	10)ESTE-1831 POLYMER HOOKS 3 IN. WIDE (2-3 WEEKS)	ELECTRIC FUND	170.82
930995982	08/25/2025	1)APC-BT-CART12PK BONDUIT COND ADH 12CT	ELECTRIC FUND	35.27
931013600	08/27/2025	HUTL-HGBHOYA4-OBM9-7000 FOCUS AXRE-SD FM 25S FOCUS AXRe-	ELECTRIC FUND	15,485.16
931013614	08/27/2025	FC-63-69-36-5157 FIBERCRETE BOX PAD 51" x 57" OPENING CENTER	ELECTRIC FUND	2,110.00
Total Border States Industries, Inc:				27,247.99
<b>Call Management Resources</b>				
25082623179532	08/26/2025	After Hours Call Service St	ELECTRIC FUND	374.30

Invoice Number	Invoice Date	Description	Segment Fund	Net Invoice Amount
25082623179532	08/26/2025	After Hours Call Service Elec	ELECTRIC FUND	374.29
25082623179532	08/26/2025	After Hours Call Service Water	WATER FUND	374.29
25082623179532	08/26/2025	After Hours Call Service Sewer	WPC	374.29
Total Call Management Resources:				1,497.17
<b>Cary D Udell</b>				
6484	08/25/2025	Service Center Cleaning for Aug 2025	ELECTRIC FUND	945.00
6484	08/25/2025	6)Toilet Bowl Cleaner@2.24	ELECTRIC FUND	13.44
6484	08/25/2025	1)Mop Solution@24.99	ELECTRIC FUND	24.99
6484	08/25/2025	Sales Tax	ELECTRIC FUND	73.76
6485	08/25/2025	Office Cleaning WPC for Aug25	WPC	360.00
Total Cary D Udell:				1,417.19
<b>Caselle, Inc.</b>				
INV-09111	07/21/2025	State Sales/Use Tax	ELECTRIC FUND	6.87-
INV-09111	07/21/2025	City Sales/Use Tax	ELECTRIC FUND	2.50-
INV-09111	07/21/2025	Conversion Fee (Check on Demand Setup) 50/50	ELECTRIC FUND	134.37
INV-09111	07/21/2025	Conversion Fee (Check on Demand Setup) 50/50	ELECTRIC FUND	125.00
INV-09964	08/01/2025	State Sales/Use Tax	ELECTRIC FUND	108.27-
INV-09964	08/01/2025	City Sales/Use Tax	ELECTRIC FUND	39.37-
INV-09964	08/01/2025	Contract Support & Maint - BPW	ELECTRIC FUND	2,116.14
INV-09964	08/01/2025	Cloud Hosting - BPW	ELECTRIC FUND	451.50
INV-09964	08/01/2025	Contract Support & Maint-City	ELECTRIC FUND	1,968.50
INV-09964	08/01/2025	Cloud Hosting-City	ELECTRIC FUND	451.50
Total Caselle, Inc.:				5,090.00
<b>Charter Communications</b>				
176175101081425	08/14/2025	Business Internet/400 Ella Street/Aug25	ELECTRIC FUND	107.50
176175101081425	08/14/2025	Business Internet/400 Ella Street/Aug25	ELECTRIC FUND	107.50
Total Charter Communications:				215.00
<b>CINTAS LOC 749</b>				
4240559325	08/19/2025	Uniform Rental/Cleaning WPC	WPC	42.72
4241304752	08/26/2025	Uniform Cleaning/Rental WPC	WPC	42.72
Total CINTAS LOC 749:				85.44
<b>City Motor Supply</b>				
911575	08/18/2025	1)Carlyle @38.85	WPC	38.85
911575	08/18/2025	1)Carlyle @32.16	WPC	32.16
911575	08/18/2025	1)Carlyle @31.49	WPC	31.49
911575	08/18/2025	1)Carlyle @17.64	WPC	17.64
911575	08/18/2025	1)Tape @7.99	WPC	7.99
911767	08/26/2025	1)Grease Buster@59.99	WPC	59.99
Total City Motor Supply:				188.12
<b>City Treasurer</b>				
40157-AUG25	08/14/2025	Security Services -Alarm Registration fee	ELECTRIC FUND	25.00
Total City Treasurer:				25.00

Invoice Number	Invoice Date	Description	Segment Fund	Net Invoice Amount
<b>Column Software PBC</b>				
7FF24556-0483	07/25/2025	Notice of Meeting 8/25/25	WPC	13.02
Total Column Software PBC:				13.02
<b>Core and Main</b>				
X575553	08/20/2025	2)6X1/8 FLG ACC RR FF @25.38	WATER FUND	50.76
X575553	08/20/2025	2)6 COMP FLG CI F/STL IMP@66.85	WATER FUND	133.70
X575553	08/20/2025	Freight	WATER FUND	26.81
X575553	08/20/2025	Sales Tax	WATER FUND	15.85
Total Core and Main:				227.12
<b>DataShield Corporation</b>				
0171166	08/11/2025	Fuel Surcharge	ELECTRIC FUND	5.03
0171166	08/11/2025	Onsite Certified Destruction Weight Per Order	ELECTRIC FUND	49.50
Total DataShield Corporation:				54.53
<b>Eakes Office Solutions</b>				
9169682-0	08/19/2025	3)Office Chairs per quote # 68288	ELECTRIC FUND	1,605.43
INV677055	08/18/2025	Quarterly Copier Charges SHR/BP70C31 (1006)	ELECTRIC FUND	71.19
INV677055	08/18/2025	Quarterly Copier Charges HEW/LJP4001DW (1003)	ELECTRIC FUND	22.43
INV677055	08/18/2025	Quarterly Copier Charges SHR/BP70C31 (1006)	ELECTRIC FUND	71.20
INV677055	08/18/2025	Quarterly Copier Charges HEW/LJP4001DW (1003)	ELECTRIC FUND	22.43
INV677055	08/18/2025	Quarterly Copier Charges SHR/BP70C31 (1006)	WATER FUND	71.20
INV677055	08/18/2025	Quarterly Copier Charges HEW/LJP4001DW (1003)	WATER FUND	22.43
INV678168	08/21/2025	State Sales/Use	ELECTRIC FUND	30.79-
INV678168	08/21/2025	City Sales/Use	ELECTRIC FUND	11.20-
INV678168	08/21/2025	Quarterly Copier Charges SHR/BP70C55	ELECTRIC FUND	559.93
INV678168	08/21/2025	Use Tax	ELECTRIC FUND	41.99
Total Eakes Office Solutions:				2,446.24
<b>Echo Group, Inc.</b>				
S011359749.001	08/20/2025	1)Bri 1" Weather Head clamp on@6.70	ELECTRIC FUND	6.70
S011359749.001	08/20/2025	50)Bri 1" TW 1 Hole Strap @.5885	ELECTRIC FUND	29.43
S011359749.001	08/20/2025	1)MBK Hub1" W/Screws@19.64	ELECTRIC FUND	19.64
S011359749.001	08/20/2025	20ft)EMT Conduit 1"@1.8992	ELECTRIC FUND	37.98
S011359749.001	08/20/2025	Sales Tax	ELECTRIC FUND	7.03
S011359758.001	08/26/2025	5)MBK Hub 1" w/screws @19.64	ELECTRIC FUND	98.20
S011359758.001	08/26/2025	Sales Tax	ELECTRIC FUND	7.37
S011360048.001	08/20/2025	1000ft)Thhn 10 white stranded @.34933	ELECTRIC FUND	349.33
S011360048.001	08/20/2025	Sales Tax	ELECTRIC FUND	26.20
S011364685 001	08/25/2025	250ft)Thhn 350 Black Cu-Cut@9.0096	ELECTRIC FUND	2,252.40
S011364685 001	08/25/2025	Sales Tax	ELECTRIC FUND	168.93
S011367645 001	08/26/2025	2bg)3M Vinyl Ins Block Fork Term@12.0943	ELECTRIC FUND	24.19
S011367645 001	08/26/2025	1bg)3M Vinyl ins Block fork @11.96	ELECTRIC FUND	11.96
S011367645 001	08/26/2025	Sales Tax	ELECTRIC FUND	2.71
S011368695.001	08/26/2025	1)Diablo 7/8-1-3/8" Step Drill bit@72.55	ELECTRIC FUND	72.55
S011368695.001	08/26/2025	Sales Tax	ELECTRIC FUND	5.44
Total Echo Group, Inc.:				3,120.06
<b>Fluke Electronics</b>				
227699473	08/22/2025	FLUKE 1777 THREE -PHASE POWER QUALITY ANALYZER. AS PER AT	ELECTRIC FUND	12,163.99

Invoice Number	Invoice Date	Description	Segment Fund	Net Invoice Amount
Total Fluke Electronics:				12,163.99
<b>Gage County Register of Deeds</b>				
EE LOAN	08/06/2025	EE Loan-DOR Glynn	ELECTRIC FUND	16.00
EE LOAN	08/06/2025	EE Loan-DOR Duff	ELECTRIC FUND	16.00
Total Gage County Register of Deeds:				32.00
<b>General Excavating LLC</b>				
142572	08/19/2025	Water Service Bores	WATER FUND	1,081.12
142572	08/19/2025	Water Service Bores	WATER FUND	1,321.38
Total General Excavating LLC:				2,402.50
<b>Heartland Business Systems LLC</b>				
819310-H	08/19/2025	State Sales/Use	ELECTRIC FUND	5.77-
819310-H	08/19/2025	City Sales/Use	ELECTRIC FUND	2.10-
819310-H	08/19/2025	Monthly Microsoft 365-32 Licenses/split 75/25	ELECTRIC FUND	105.00
819310-H	08/19/2025	Use Tax	ELECTRIC FUND	7.87
819310-H	08/19/2025	Monthly Microsoft 365-Licenses/split 75/25	ELECTRIC FUND	315.00
Total Heartland Business Systems LLC:				420.00
<b>Hotsy Equipment</b>				
356748	08/26/2025	State Sales Tax	ELECTRIC FUND	16.31-
356748	08/26/2025	City Sales Tax	ELECTRIC FUND	5.93-
356748	08/26/2025	2)Adapter 1/2x3/8@10.86	ELECTRIC FUND	21.72
356748	08/26/2025	1)Gunjet3/8"@87.97	ELECTRIC FUND	87.97
356748	08/26/2025	2)Pole 4' Fiberglass @38.51	ELECTRIC FUND	77.02
356748	08/26/2025	Use Tax	ELECTRIC FUND	14.00
356748	08/26/2025	2)Brush 10" red/blue@54.95	ELECTRIC FUND	109.90
356748	08/26/2025	Use Tax	ELECTRIC FUND	8.24
Total Hotsy Equipment:				296.61
<b>HULS BODY SHOP INC.</b>				
25290	08/11/2025	State Sales/Use	ELECTRIC FUND	14.57-
25290	08/11/2025	City Sales/Use	ELECTRIC FUND	5.30-
25290	08/11/2025	Tow F550 bucket truck from Hwy 41/sw 14 rd	ELECTRIC FUND	265.00
25290	08/11/2025	Use Tax	ELECTRIC FUND	19.87
Total HULS BODY SHOP INC.:				265.00
<b>Husker Electric Supply</b>				
71061	08/19/2025	100)CONDUIT PLSTC 1 IN PVC 40	ELECTRIC FUND	74.18
71061	08/19/2025	50)CAT #EC20 IPEX 1" COUPLING	ELECTRIC FUND	16.12
Total Husker Electric Supply:				90.30
<b>INTERMEDIA.NET INC</b>				
250810185862	08/01/2025	Phone Services- Aug 2025	ELECTRIC FUND	234.88
250810185862	08/01/2025	Phone Services- Aug 2025	WATER FUND	46.95
250810185862	08/01/2025	Phone Services- Aug 2025	WPC	31.30
Total INTERMEDIA.NET INC:				313.13

Invoice Number	Invoice Date	Description	Segment Fund	Net Invoice Amount
<b>JK Energy Consulting LLC</b>				
2495	08/13/2025	2hrs) Value Hash monthly invoice	ELECTRIC FUND	300.00
2500	08/20/2025	Conduct Cost of Service and Rate Design Study for Electric Rate Structure	ELECTRIC FUND	10,000.00
Total JK Energy Consulting LLC:				10,300.00
<b>Johnny's Welding, Inc.</b>				
280382	08/14/2025	1)FF502-8FP tip Hyd Coupler @43.68	ELECTRIC FUND	43.68
280382	08/14/2025	1)FF501-8FP Hyd Body Quick Coupler @68.26	ELECTRIC FUND	68.26
280382	08/14/2025	Sales Tax	ELECTRIC FUND	8.40
Total Johnny's Welding, Inc.:				120.34
<b>Layne Christensen Company</b>				
3016037	08/18/2025	7)Well & Pump Pm Testing(1A,5,6,7,F2,F3,F4,F5)	WATER FUND	2,625.00
3016037	08/18/2025	1)3/8 Packing for HS & Well 7	WATER FUND	14.00
3016037	08/18/2025	23.50qt)VHS Motor Bearing Oil	WATER FUND	470.00
3016037	08/18/2025	Sales Tax	WATER FUND	26.62
3016037	08/18/2025	1.5)labor to Service Motors at Resvoir	WATER FUND	315.00
3016037	08/18/2025	192) Mileage-2 trips	WATER FUND	537.60
Total Layne Christensen Company:				3,988.22
<b>Lincoln Winwater Works</b>				
113127 01	08/19/2025	1)Wire Loop Blade @799.00	WATER FUND	799.00
113127 01	08/19/2025	1)Idler Wheel @398.00	WATER FUND	398.00
113127 01	08/19/2025	Sales Tax	WATER FUND	89.78
Total Lincoln Winwater Works:				1,286.78
<b>Mead Lumber Company</b>				
12462638	08/14/2025	1)4x8-1/2" Plywood (for bar screen slide)	WPC	31.35
12481743	08/19/2025	46)4x8-3/4" Treated Plywood@59.65	WATER FUND	2,743.90
12481743	08/19/2025	Sales Tax	WATER FUND	205.79
Total Mead Lumber Company:				2,981.04
<b>NE Department of Revenue</b>				
393274-JUL25	08/19/2025	Use Tax - AP - State	ELECTRIC FUND	596.76
393274-JUL25	08/19/2025	Sales Tax - AR - State	ELECTRIC FUND	1.76
393274-JUL25	08/19/2025	Sales Tax - Util - State	ELECTRIC FUND	84,272.50
393274-JUL25	08/19/2025	Use Tax - AP - City	ELECTRIC FUND	217.04
393274-JUL25	08/19/2025	Sales Tax - AR - City	ELECTRIC FUND	.64
393274-JUL25	08/19/2025	Sales Tax - Util - City	ELECTRIC FUND	29,861.84
393274-JUL25	08/19/2025	Use Tax - AP - County	ELECTRIC FUND	.00
393274-JUL25	08/19/2025	Sales Tax - AR - County	ELECTRIC FUND	.00
393274-JUL25	08/19/2025	Sales Tax - Util - County	ELECTRIC FUND	.00
393274-JUL25	08/19/2025	Sales Tax - Coll Fee Credit	ELECTRIC FUND	150.00
393274-JUL25	08/19/2025	Use Tax - AP - State	WATER FUND	147.11
393274-JUL25	08/19/2025	Sales Tax - AR - State	WATER FUND	13.24
393274-JUL25	08/19/2025	Use Tax - AP - City	WATER FUND	53.49
393274-JUL25	08/19/2025	Sales Tax - AR - City	WATER FUND	4.81
393274-JUL25	08/19/2025	Use Tax - AP - County	WATER FUND	.00
393274-JUL25	08/19/2025	Sales Tax - AR - County	WATER FUND	.00
Total NE Department of Revenue:				115,019.19

Invoice Number	Invoice Date	Description	Segment Fund	Net Invoice Amount
<b>Nebraska Public Health Environmental Lab</b>				
593826	08/12/2025	30)Lead@19.00	WATER FUND	570.00
593826	08/12/2025	30)Copper@19.00	WATER FUND	570.00
593826	08/12/2025	10)Coiform by Colilert @ 15.00/ea	WATER FUND	150.00
Total Nebraska Public Health Environmental Lab:				1,290.00
<b>Nebraska Public Power District</b>				
9000060186	08/18/2025	2025 Payment on Property spun off to BPW	ELECTRIC FUND	93.78
Total Nebraska Public Power District:				93.78
<b>NEXTERA ENERGY RESOURCES</b>				
9142	08/13/2025	Cottonwood Wind/Energy Charge - July 2025	ELECTRIC FUND	65,772.97
963627	08/04/2025	SPP System Capacity - July 2025	ELECTRIC FUND	127,022.00
Total NEXTERA ENERGY RESOURCES:				192,794.97
<b>North American Electric Reliability Corp</b>				
10001056	08/15/2025	NERC Assessment - 2025 4th Quarter Assessment	ELECTRIC FUND	998.95
10001056	08/15/2025	MRO Region Assessment-2025 4thQuarter Assessment	ELECTRIC FUND	2,051.28
Total North American Electric Reliability Corp:				3,050.23
<b>Olsson, Inc.</b>				
549517	08/21/2025	WPC Grit Improvement Project	WPC	13,479.50
549519	08/21/2025	Lift Station #6 Rehabilitation Design	WPC	7,119.40
Total Olsson, Inc.:				20,598.90
<b>O'Reilly Automotive, Inc.</b>				
0749-494732	08/19/2025	2)Key Chain@3.99	WATER FUND	7.98
0749-494732	08/19/2025	Sales Tax	WATER FUND	.60
0749-494909	08/20/2025	3)19ozElctclnr@12.99	ELECTRIC FUND	38.97
0749-494909	08/20/2025	Sales Tax	ELECTRIC FUND	2.92
0749-495191	08/21/2025	1)Battery@190.99	WATER FUND	190.99
0749-495191	08/21/2025	Core Charge	WATER FUND	22.00
0749-495191	08/21/2025	Core Exchange	WATER FUND	22.00
0749-495191	08/21/2025	Sales Tax	WATER FUND	14.32
0749-495415	08/22/2025	2)1GalTransfld@36.99	WPC	73.98
0749-495415	08/22/2025	1)Lng 1/2pnt@2.79	WPC	2.79
Total O'Reilly Automotive, Inc.:				332.55
<b>Pinnacle Bank</b>				
JUL2025	08/01/2025	Internet Banking Fees July 2025	ELECTRIC FUND	63.70
JUN2025	07/01/2025	Internet Banking Fees June 2025	ELECTRIC FUND	42.40
Total Pinnacle Bank:				106.10
<b>Polydyne, Inc.</b>				
1954221	08/18/2025	4)Clarifloc 450lb Drum @ 1.73/lb	WPC	3,114.00
Total Polydyne, Inc.:				3,114.00
<b>Quadient Leasing USA Inc</b>				
Q1971856	08/08/2025	State Sales/Use Tax	ELECTRIC FUND	24.08

Invoice Number	Invoice Date	Description	Segment Fund	Net Invoice Amount
Q1971856	08/08/2025	City Sales/Use Tax	ELECTRIC FUND	8.76-
Q1971856	08/08/2025	Postage Machine Lease	ELECTRIC FUND	470.70
Q1971856	08/08/2025	State Sales/Use Tax	WATER FUND	14.45-
Q1971856	08/08/2025	City Sales/Use Tax	WATER FUND	5.25-
Q1971856	08/08/2025	Postage Machine Lease	WATER FUND	282.42
Q1971856	08/08/2025	Postage Machine Lease	WPC	175.15
Total Quadient Leasing USA Inc:				875.73
<b>Ray's Welding</b>				
002245	08/18/2025	State Sales/Use Tax	WATER FUND	2.47-
002245	08/18/2025	City Sales/Use Tax	WATER FUND	.90-
002245	08/18/2025	Weld Cast-Aluminum mounting bracket for concrete tool	WATER FUND	45.00
002245	08/18/2025	Use Tax	WATER FUND	3.37
Total Ray's Welding:				45.00
<b>Saathoff, Erin</b>				
REIMB. MIL. 0825	08/25/2025	Reimb. mileage f/ HRNE Conf	ELECTRIC FUND	121.80
Total Saathoff, Erin:				121.80
<b>Sapp Bros. Petroleum, Inc.</b>				
IN4813143	08/22/2025	1,000)UNLEADED GASOLINE E-10 CONTRACT FUEL FOR 2025.	ELECTRIC FUND	2,648.00
IN4813143	08/22/2025	800)DIESEL#2 DYED WITH ADDITIVE PACKAGE, CONTRACT FUEL FO	ELECTRIC FUND	2,140.00
Total Sapp Bros. Petroleum, Inc.:				4,788.00
<b>Seth Ray</b>				
476-025	08/26/2025	Pest Control Service Center/ Aug25	ELECTRIC FUND	80.63
Total Seth Ray:				80.63
<b>Seth's Lawn Solutions LLC</b>				
6641	07/12/2025	Nutsedge Control 7/12/25	ELECTRIC FUND	80.00
6641	07/12/2025	Fertilizer And Grub Control 7/12/25	ELECTRIC FUND	80.00
Total Seth's Lawn Solutions LLC:				160.00
<b>Surnali LLC</b>				
001172CH	08/21/2025	Clearinghouse -Pre Employment-Stillwell	ELECTRIC FUND	40.00
001172CH	08/21/2025	Driver Registration -Stillwell	ELECTRIC FUND	25.00
24972	08/19/2025	Pre-employment MARS Driver-Stillwell	ELECTRIC FUND	85.00
24972	08/19/2025	Trip Fee	ELECTRIC FUND	5.00
Total Surnali LLC:				155.00
<b>Tractor Supply Company</b>				
454893	08/21/2025	2)BlueDEF 2.5gal @16.99	ELECTRIC FUND	33.98
454893	08/21/2025	Sales Tax	ELECTRIC FUND	2.55
455379	08/25/2025	3)JS Deck Brush W Hndle@21.99	WPC	65.97
743322	07/21/2025	1)Farmworks In/Out Insect @49.99	WPC	49.99
745295	08/19/2025	State Sales/Use	ELECTRIC FUND	1.65-
745295	08/19/2025	City Sales/Use	ELECTRIC FUND	.60-
745295	08/19/2025	1)GW 2G pump Sprayer@29.99	ELECTRIC FUND	29.99
745295	08/19/2025	Use Tax	ELECTRIC FUND	2.25

Invoice Number	Invoice Date	Description	Segment Fund	Net Invoice Amount
Total Tractor Supply Company:				182.48
<b>Tyndale Company, Inc.</b>				
4064517	08/22/2025	1)Drifire Lightweight SS tshirt@66.00/Wallen	ELECTRIC FUND	66.00
4064517	08/22/2025	1)Tyndale FRMC Canvas Pant@108.00	ELECTRIC FUND	108.00
4064517	08/22/2025	Embroidery	ELECTRIC FUND	3.00
4064517	08/22/2025	shipping	ELECTRIC FUND	12.95
4064517	08/22/2025	sales tax	ELECTRIC FUND	14.25
Total Tyndale Company, Inc.:				204.20
<b>U.S. Cellular</b>				
0747804453	08/06/2025	Street - Cell Phone Charges	ELECTRIC FUND	40.79
0747804453	08/06/2025	MARS - Cell Phone Charges	ELECTRIC FUND	164.98
0747804453	08/06/2025	MARS - Tablet Data Charges	ELECTRIC FUND	163.60
0747804453	08/06/2025	Electric - Cell Phone Charges	ELECTRIC FUND	182.86
0747804453	08/06/2025	Electric - Tablet Data Charges	ELECTRIC FUND	143.60
0747804453	08/06/2025	Admin - Cell Phone Charges	ELECTRIC FUND	.00
0747804453	08/06/2025	Admin - Tablet Data Charges	ELECTRIC FUND	.00
0747804453	08/06/2025	Water - Cell Phone Charges	WATER FUND	262.05
0747804453	08/06/2025	Water - Tablet Data Charges	WATER FUND	286.30
0747804453	08/06/2025	WPC - Cell Phone Charges	WPC	67.11
Total U.S. Cellular:				1,311.29
<b>Verizon Wireless</b>				
6120875079	08/12/2025	AMI/542071917	ELECTRIC FUND	32.02
6120875079	08/12/2025	GIS TABLET CHRIS/9855	ELECTRIC FUND	25.02
6120875079	08/12/2025	SURVEY EQ TABLET SRV	ELECTRIC FUND	40.04
6120875079	08/12/2025	AMI/542071917	WATER FUND	32.02
6120875079	08/12/2025	WPC	WPC	25.02
Total Verizon Wireless:				154.12
<b>Westlake Hardware, Inc.</b>				
10357093	08/18/2025	2)Bleach Regular lqud@7.19	WATER FUND	14.38
10357093	08/18/2025	2)Clorox @7.19	WATER FUND	14.38
10357093	08/18/2025	Sales Tax	WATER FUND	2.16
10357094	08/18/2025	2)Key@3.59	WATER FUND	7.18
10357094	08/18/2025	Sales Tax	WATER FUND	.54
10357120	08/20/2025	1)TORO LWN MWR 150CC @467.10	WPC	467.10
10357120	08/20/2025	1)DRIND-POINT3/8 DREME @5.03	WPC	5.03
10357133	08/21/2025	1)Blow Off Duster@14.39	WATER FUND	14.39
10357133	08/21/2025	1)Detail Brush Micro@8.09	WATER FUND	8.09
10357133	08/21/2025	Sales Tax	WATER FUND	1.69
10357143	08/22/2025	1)Pipe Gav IBE 3/4@20.69	ELECTRIC FUND	20.69
10357143	08/22/2025	1)Bulk Fasteners@1.09	ELECTRIC FUND	1.09
10357143	08/22/2025	Sales Tax	ELECTRIC FUND	1.63
10357174	08/25/2025	8)Bulk Fasteners @.45	WATER FUND	3.60
10357174	08/25/2025	16)Bulk Fasteners @.15	WATER FUND	2.40
10357174	08/25/2025	8)Bulk Fasteners@.09	WATER FUND	.72
10357174	08/25/2025	Sales Tax	WATER FUND	.50
10357183	08/26/2025	1)OSC UF XMTL 1-3/8@40.49	ELECTRIC FUND	40.49
10357183	08/26/2025	Sales Tax	ELECTRIC FUND	3.04
10357184	08/26/2025	8)Bulk Fasteners @.71	WATER FUND	5.68
10357184	08/26/2025	Sales Tax	WATER FUND	.43

Invoice Number	Invoice Date	Description	Segment Fund	Net Invoice Amount
10357209	08/27/2025	3)Mileral Spirits@17.99	WPC	53.97
Total Westlake Hardware, Inc.:				669.18
<b>Windstream</b>				
090024628-AUG25	08/05/2025	Telephone Charges - August 2025	ELECTRIC FUND	1,127.86
090024628-AUG25	08/05/2025	Telephone Charges - August 2025	WATER FUND	225.45
090024628-AUG25	08/05/2025	Telephone Charges - August 2025	WPC	150.30
Total Windstream:				1,503.61
Grand Totals:				1,242,899.84

Dated: \_\_\_\_\_

Mayor: \_\_\_\_\_

City Council: \_\_\_\_\_

\_\_\_\_\_

\_\_\_\_\_

\_\_\_\_\_

\_\_\_\_\_

\_\_\_\_\_

\_\_\_\_\_

\_\_\_\_\_

\_\_\_\_\_

**SDL – LOCAL RECOMMENDATION**

NEBRASKA LIQUOR CONTROL COMMISSION  
301 CENTENNIAL MALL SOUTH  
PO BOX 95046  
LINCOLN, NE 68509-5046  
PHONE: (402) 471-2571  
FAX: (402) 471-2814  
EMAIL: [lcc.sdl.licensing@nebraska.gov](mailto:lcc.sdl.licensing@nebraska.gov)  
WEBSITE: [www.lcc.nebraska.gov](http://www.lcc.nebraska.gov)

126367 License #      Michael J'S, LLC Licensee Name/Non-Profit Organization

Event location name: Michael J'S

Event address/location: 831 W COURT

Event Type: Outdoor Dance

Event date(s): 9-27-25

Event start time(s): 7:00 pm

Event end time(s): 12:00 AM

Indoor area to be licensed in length & width: \_\_\_\_\_ X \_\_\_\_\_

Outdoor area to be licensed in length & width: \_\_\_\_\_ X \_\_\_\_\_ (Must submit a diagram)

Estimated number of attendees: 150

Alternate dates/times: NO

Alternate location name/location: NO

Type of alcohol to be served: Beer X Wine X Distilled Spirits X

Event contact name: Patty Young Event contact phone number: 402-239-7762

Event contact Email: ~~micheal J's~~ michealjs53125@outlook.com

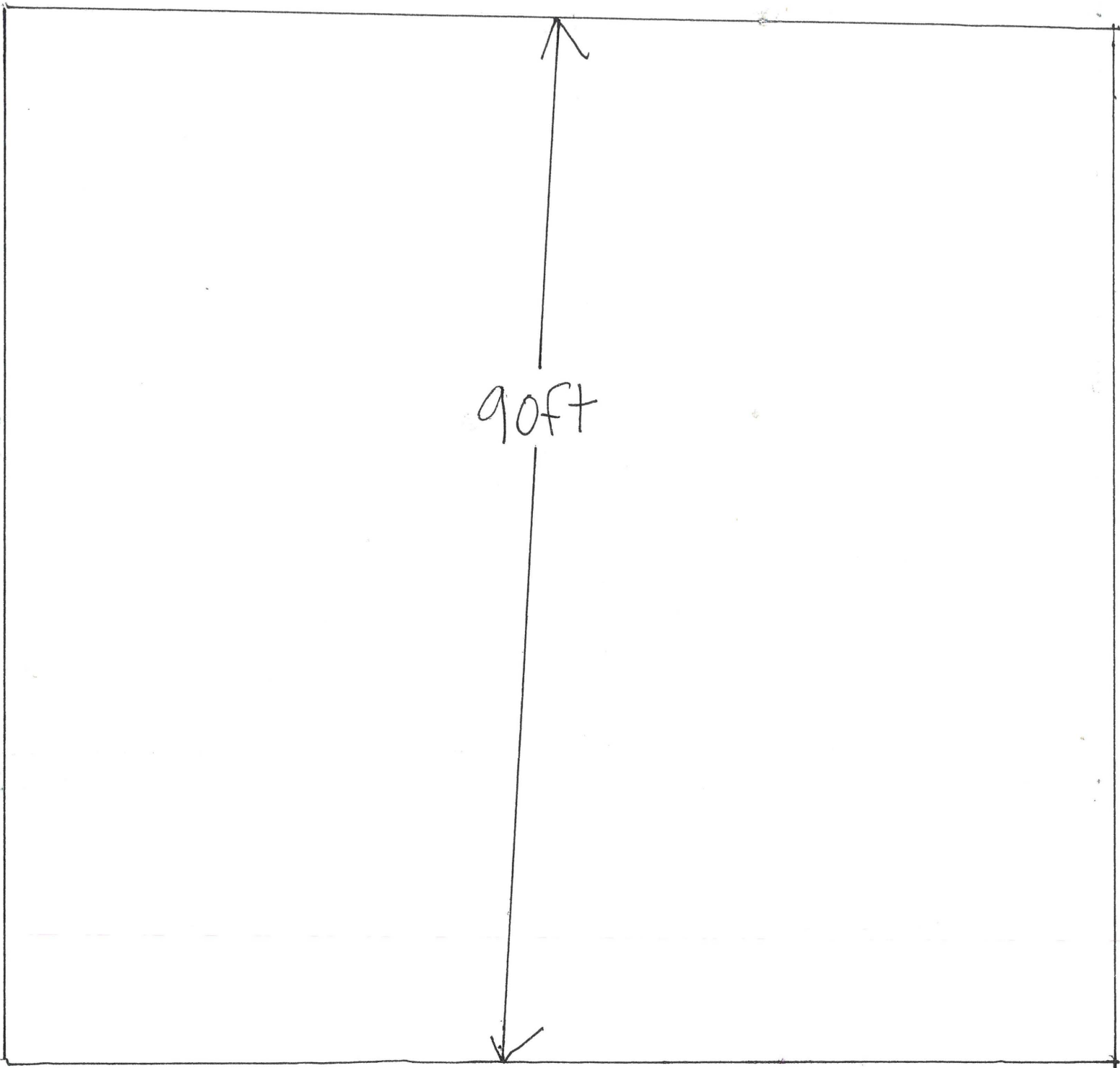
\*Signature Authorized Representative: Patty A. Young

Local Governing Body completes below:

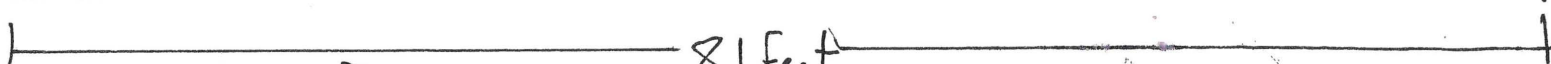
The local governing body for the City of \_\_\_\_\_ **OR**  
County of \_\_\_\_\_ approves the issuance of a Special Designated License as  
requested above.

\_\_\_\_\_  
Local Governing Body Authorized Signature


\_\_\_\_\_  
Date



90ft



81 feet



Bar



**CITY HALL**

400 Ella Street | Beatrice, NE 68310  
Phone: 402.228.5200 Fax: 402.228.2312

**BEATRICE POLICE DEPARTMENT**

201 North 5<sup>th</sup> Street | Beatrice, NE 68310  
Phone: 402.223.4080 Fax: 402.228.3765

August 26th, 2025

Mayor Robert Morgan  
Beatrice City Council  
400 Ella Street  
Beatrice, NE 68310

Dear Mayor and City Council:

In reference to the Manager Change Application for the Class D Liquor License filed with the Nebraska Liquor Control Commission by Walmart Store #2784 at 3620 North 6<sup>th</sup> Street, I have reviewed the application and completed the background investigation on the manager applicant, Douglas E. Hank. Please be advised that the background investigation revealed nothing which would prohibit changing the assignment of the Manager's License to Douglas Hank in regard to Walmart's Class D Liquor License .

Sincerely,

Sgt. Erin Byrne #322  
Beatrice Police Department



## Application Copy

File Number: 121078

AMENDMENT TYPE

Manager Change Amendment

APPLICATION DATE RECEIVED

2025-08-21

CURRENT MANAGER NAME

MICHAEL SCHROEDER

CURRENT MANAGER EMAIL

MOS03C1.502784.LLS@WALMAR  
T.COM

NEW MANAGER NAME

MICHAEL SCHROEDER

NEW MANAGER EMAIL

MOS03C1.502784.LLS@WALMAR  
T.COM

QUESTIONS

### Class D Beer, Wine, Spirits Off S

1. Per Nebraska Revised Statute 53-103.18 - Manager, defined: Manager means a person appointed by a corporation or limited liability company to oversee the daily operation of the business licensed in Nebraska. A manager shall meet all the requirements of the Nebraska Liquor Control Act as though he or she were the applicant, including residency.

What is the premises manager's name?

Douglas E. Hank

2. What is the manager's address?

619 Railroad St Hallam, NE 68368

3. What is the manager's phone number?

402-417-5010

4. What is the manager's email address? An email will be sent to them to obtain their personal information.

DEHANK.S02784.US@WAL-MART.COM

5. What county is the manager registered to vote in?

The manager must be a resident of the state of Nebraska. If the manager is not registered to vote they can complete their voter registration here - <https://www.nebraska.gov/apps-sos-voter-registration/>

Lancaster

6. Is the manager married?

Yes

Alicia D Hank

7. Do you have prior experience or training in selling, serving or managing alcohol sales?

Yes

prior Manager at other Walmart's

8. Do you qualify under Nebraska Liquor Control Act (53-131.01) and do you intend to supervise, in person, the management of the business?

Yes

9. READ CAREFULLY. ANSWER COMPLETELY AND ACCURATELY §53-125(5)

Has the new manager, or their spouse, EVER been convicted of or plead guilty to any charge? Charge means any charge alleging a felony, misdemeanor, violation of a federal or state law; a violation of a local law, ordinance or resolution. List the nature of the charge, where the charge occurred and the year (& month if known) of the conviction or plea. This question includes traffic violations other than speeding. PLEASE NOTE: NOTIFICATION IS REQUIRED TO THE LIQUOR COMMISSION IF ANY ARRESTS OR CONVICTIONS OCCUR AFTER THE SUBMISSION OF THIS APPLICATION

No

DOCUMENTS

TYPE	FILE NAME	DESCRIPTION
Explanation of Convictions/Guilty Pleas	Liquor License Store 2784_Part1.pdf	
Affidavit of non-participation	Liquor License Store 2784_Part2_Part1.pdf	
Privacy Act Statement	Liquor License Store 2784_Part2_Part1.pdf	Privacy statement page 2
Additional Document	Liquor License Store 2784_Part2_Part3.pdf	
Additional Document	Liquor License Store 2784_Part2_Part2.pdf	

APPLICANT

Walmart Licensing

DECLARATION

I (We) the applicant(s) agree and consent

I declare under penalty of perjury that I have read the contents of this amendment application and, to the best of my knowledge, believe all statements made in this application are true, correct, and complete.

**SPOUSAL AFFIDAVIT OF  
NON PARTICIPATION INSERT**

NEBRASKA LIQUOR CONTROL COMMISSION  
301 CENTENNIAL MALL SOUTH  
PO BOX 95046  
LINCOLN, NE 68509-5046  
PHONE: (402) 471-2571  
FAX: (402) 471-2814  
Website: www.lcc.nebraska.gov

Office Use

I acknowledge that I am the spouse of a liquor license holder. My signature below confirms that I will not have any interest, directly or indirectly in the operation of the business (§53-125(13)) of the Liquor Control Act. I will not tend bar, make sales, serve patrons, stock shelves, write checks, sign invoices, represent myself as the owner or **in any way participate in the day to day operations of this business in any capacity.** The penalty guideline for violation of this affidavit is cancellation of the liquor license.

I acknowledge that I am the applicant of the non-participating spouse of the individual signing below. I understand that my spouse and I are responsible for compliance with the conditions set out above. If, it is determined that my spouse has violated (§53-125(13)) the commission may cancel or revoke the liquor license.

Alicia Hank  
Signature of **NON-PARTICIPATING SPOUSE**  
Alicia Hank  
Print Name

Douglas Hank  
Signature of **APPLICANT**  
Douglas Hank  
Print Name

State of Nebraska, County of Lancaster

State of Nebraska, County of Lancaster

The foregoing instrument was acknowledged before me  
this August 16<sup>th</sup>, 2025 (date)



The foregoing instrument was acknowledged before me  
this August 16<sup>th</sup>, 2025 (date)

by Alicia Hank  
Name of person acknowledged  
(Individual signing document)

by Douglas Hank  
Name of person acknowledged  
(Individual signing document)

[Signature]  
Notary Public Signature

[Signature]  
Notary Public Signature



In compliance with the ADA, this spousal affidavit of non participation is available in other formats for persons with disabilities.  
A ten day advance period is requested in writing to produce the alternate format.

**PRIVACY ACT STATEMENT/  
SUBMISSION OF FINGERPRINTS /  
PAYMENT OF FEES TO NSP-CID**

NEBRASKA LIQUOR CONTROL COMMISSION  
301 CENTENNIAL MALL SOUTH  
PO BOX 95046  
LINCOLN, NE 68509-5046  
PHONE: (402) 471-2571  
FAX: (402) 471-2814  
Website: www.lcc.nebraska.gov

Office Use only

Date Stamp HERE ONLY

Do not stamp any of the following pages

**THIS FORM IS REQUIRED TO BE SIGNED BY EACH PERSON BEING FINGERPRINTED:  
DIRECTIONS FOR SUBMITTING FINGERPRINTS AND FEE PAYMENTS:**

- **FAILURE TO FILE FINGERPRINT CARDS AND PAY THE REQUIRED FEE TO THE NEBRASKA STATE PATROL WILL DELAY THE ISSUANCE OF YOUR LIQUOR LICENSE**
- Fee payment of **\$45.25 per person** **MUST** be made **DIRECTLY** to the Nebraska State Patrol;  
It is recommended to make payment through the **NSP PayPort** online system at [www.ne.gov/go/nsp](http://www.ne.gov/go/nsp)  
Or a check made payable to **NSP** can be mailed directly to the following address:  
**\*\*\*Please indicate on your payment who the payment is for (the name of the person being fingerprinted) and the payment is for a Liquor License\*\*\***  
The Nebraska State Patrol – CID Division  
4600 Innovation Drive  
Lincoln, NE 68521
- Fingerprints taken at NSP LIVESCAN locations will be forwarded to NSP – CID  
*Applicant(s) will not have cards to include with license application.*
- Fingerprints taken at local law enforcement offices may be released to the applicants;  
*Fingerprint cards should be submitted with the application.*

*Applicant Notification and Record Challenge: Your fingerprints will be used to check the criminal history records of the FBI. You have the opportunity to complete or challenge the accuracy of the information contained in the FBI identification record. The procedures for obtaining a change, correction, or updating a FBI identification record are set forth in Title 28, CFR, 16.34.*

\*\*\*\*Please Submit this form with your completed application to the Liquor Control Commission\*\*\*\*

Trade Name Walmart Store #2784

Name of Person Being Fingerprinted: Douglas Hank

Date of Birth: 5/31/1982 Last 4 SSN: 8949

Date fingerprints were taken: 8/18/2025

Location where fingerprints were taken: Beatrice, NE

How was payment made to NSP?  
 NSP PAYPORT  CASH  CHECK SENT TO NSP CK # \_\_\_\_\_

My fingerprints are already on file with the commission – fingerprints completed for a previous application less than 2 years ago? YES

Douglas Hank

SIGNATURE REQUIRED OF PERSON BEING FINGERPRINTED



### AGENDA ITEM

**Subject:** Approval of Change Order #3 decrease & Pay Request #1 to Van Kirk Brothers for the Corral Crossing Addition project, as recommended by the Board of Public Works **For Agenda of:** September 2, 2025

**Exhibit(s):** **Date Submitted:** August 27, 2025

### CONSENT AGENDA


- a. Approve agenda as submitted.
- b. Receive and place on file all notices pertaining to this meeting.
- c. Receive and place on file all materials having any bearing on this meeting.
- d. Approval of minutes of regular meeting on August 12, 2025, as on file in the City Clerk's Office.
- e. Recommend approval of Change Order #1 decrease in the amount of \$16,153.20 and Pay Request #1 in the amount of \$66,155.62 to Van Kirk Brothers Contracting for the 2025 Corral Crossing Addition project, to the Mayor and City Council.
- f. Recommend approval of Change Order #1 decrease in the amount of \$4,889.00 to Van Kirk Brothers Contracting for the 2025 Heritage Heights Addition project, to the Mayor and City Council.
- g. Recommend approval of Pay Request #1 in the amount of \$282,112.33 to Cather and Sons Construction, Inc., for the Mill & Overlay Paving Project – 2025, to the Mayor and City Council.
- h. Recommend award of bid for the Sanitary Sewer Lining and Manhole Rehabilitation Project - 2025 in the amount of \$93,620.00, to Johnson Service Company, Inc., to the Mayor and City Council.

Tobias J. Tempelmeyer, City Administrator/General Manger, noted the change order decrease was due to demolition work that had been previously completed by the demolition contractor and therefore we did not need Van Kirk to do the work.

Moved by Baehr, seconded by Harlley, that the items listed under the consent agenda, be approved, accepted, and/or ratified as presented.

Roll Call: Yea: Baehr, Hartley, Leech, Moran, Zarybnicky  
Nay: None

MOTION CARRIED.



# JEO Consulting Group Inc.

## Change Order Details

240608.02 - Corral Crossing Housing Development

---


<b>Description</b>	Construct Corral Crossing Housing Development in Beatrice Nebraska.
<b>Prime Contractor</b>	Van Kirk Brothers Contracting 1200 W Ash Street Sutton, NE 68979
<b>Change Order</b>	1
<b>Status</b>	Pending
<b>Date Created</b>	07/29/2025
<b>Type</b>	Changed Conditions
<b>Summary</b>	Deduct Items Already Removed By Others
<b>Change Order Description</b>	Demolition crew that took the schools down completed some of the site removals so a deduct of those items will reflect on this Change Order.
<b>Awarded Project Amount</b>	\$979,364.75
<b>Authorized Project Amount</b>	\$979,364.75
<b>Change Order Amount</b>	-\$16,153.20
<b>Revised Project Amount</b>	\$963,211.55


**Increases/Decreases**

Line Number	Item ID	Unit	Unit Price	Current		Change		Revised	
				Quantity	Amount	Quantity	Amount	Quantity	Amount
<b>Section: 1 - GROUP A - GRADING AND EROSION CONTROL</b>									
0150	14	EA	\$532.000	3.000	\$1,596.00	-3.000	-\$1,596.00	0.000	\$0.00
Remove Tree									
<b>Reason:</b> Work completed by others prior to construction.									
<b>Section: 2 - GROUP B - ROADWAY</b>									
0190	18	SF	\$1.400	10,433.000	\$14,606.20	-10,398.000	-\$14,557.20	35.000	\$49.00
Remove Sidewalk									
<b>Reason:</b> Work completed by others prior to construction.									
2 items			Totals		\$16,202.20		-\$16,153.20		\$49.00

-36-

When authorized, the contractor agrees to perform the work outlined above in accordance with provisions of the contract documents

Contractor  Date 8-19-25

Engineer  Date 8/20/2025

Owner \_\_\_\_\_ Date \_\_\_\_\_

-37-



# JEO Consulting Group Inc.

## Detailed Payment

240608.02 - Corral Crossing Housing Development

**Description** Construct Corral Crossing Housing Development in Beatrice Nebraska.

**Payment Number** 1

**Pay Period** 07/01/2025 to 08/09/2025

**Approval Date** 09/01/2025

**Prime Contractor** Van Kirk Brothers Contracting  
1200 W Ash Street  
Sutton, NE 68979

**Payment Status** Pending

**Awarded Project Amount** \$979,364.75

**Authorized Amount** \$979,364.75

Line Number	Item ID	Unit	Unit Price	Authorized Quantity	Current Paid Quantity	Previous Paid Quantity	Total Quantity Paid To Date	Total Quantity Placed To Date	Current Payment Amount	Total Amount Paid To Date
<b>Section: 1 - GROUP A - GRADING AND EROSION CONTROL</b>										
0020	1	LS	\$13,000.000	1.000	0.500	0.000	0.500	0.500	\$6,500.00	\$6,500.00

Mobilization

Line Number	Item ID	Unit	Unit Price	Authorized Quantity	Current Paid Quantity	Previous Paid Quantity	Total Quantity Paid To Date	Total Quantity Placed To Date	Current Payment Amount	Total Amount Paid To Date
0030	2	LS	\$1,540.000	1.000	1.000	0.000	1.000	1.000	\$1,540.00	\$1,540.00
Bonding and Insurance										
0040	3	EA	\$5,800.000	1.000	1.000	0.000	1.000	1.000	\$5,800.00	\$5,800.00
Construction Entrance										
0050	4	CY	\$4.300	7,250.000	5,000.000	0.000	5,000.000	5,000.000	\$21,500.00	\$21,500.00
Site Grading										
0060	5	CY	\$6.250	2,250.000	0.000	0.000	0.000	0.000	\$0.00	\$0.00
Excavation, Established Quantity										
0070	6	CY	\$4.200	6,600.000	3,300.000	0.000	3,300.000	3,300.000	\$13,860.00	\$13,860.00
Stripping and Topsoiling										
0080	7	LF	\$5.500	31.000	0.000	0.000	0.000	0.000	\$0.00	\$0.00
Silt Fence, High Porosity										
0090	8	LF	\$3.500	1,506.000	500.000	0.000	500.000	500.000	\$1,750.00	\$1,750.00
Silt Fence, Low Porosity										
0100	9	EA	\$220.000	10.000	2.000	0.000	2.000	2.000	\$440.00	\$440.00
Curb Inlet Protection										
0110	10	ACRE	\$2,200.000	8.000	0.000	0.000	0.000	0.000	\$0.00	\$0.00
Seeding, Fertilizer and Mulch										
0120	11	SY	\$1.450	1,130.000	0.000	0.000	0.000	0.000	\$0.00	\$0.00
Erosion Control Mat										
0130	12	TONS	\$138.000	8.000	0.000	0.000	0.000	0.000	\$0.00	\$0.00
Rock Riprap, NDOR Type B										

Detailed Payment:

240608.02 - Corral Crossing Housing Development

08/13/2025

Page 2 of 12

Line Number	Item ID	Unit	Unit Price	Authorized Quantity	Current Paid Quantity	Previous Paid Quantity	Total Quantity Paid To Date	Total Quantity Placed To Date	Current Payment Amount	Total Amount Paid To Date
0140	13	EA	\$100.000	2.000	0.000	0.000	0.000	0.000	\$0.00	\$0.00
Remove and Relocate Sign										
0150	14	EA	\$532.000	3.000	0.000	0.000	0.000	0.000	\$0.00	\$0.00
Remove Tree										
<b>Section Totals:</b>									\$51,390.00	\$51,390.00
<b>Section: 2 - GROUP B - ROADWAY</b>										
0160	15	LS	\$8,300.000	1.000	0.250	0.000	0.250	0.250	\$2,075.00	\$2,075.00
Mobilization										
0170	16	LS	\$3,450.000	1.000	1.000	0.000	1.000	1.000	\$3,450.00	\$3,450.00
Bonding and Insurance										
0180	17	LS	\$1,800.000	1.000	0.000	0.000	0.000	0.000	\$0.00	\$0.00
Temporary Traffic Control Measures										
0190	18	SF	\$1.400	10,433.000	0.000	0.000	0.000	0.000	\$0.00	\$0.00
Remove Sidewalk										
0200	19	SY	\$14.000	367.000	0.000	0.000	0.000	0.000	\$0.00	\$0.00
Remove Pavement										
0210	20	SY	\$2.800	3,128.000	0.000	0.000	0.000	0.000	\$0.00	\$0.00
Subgrade Preparation										
0220	21	SY	\$62.600	3,128.000	0.000	0.000	0.000	0.000	\$0.00	\$0.00
7" Concrete Pavement										
0230	22	SF	\$6.100	9,395.000	0.000	0.000	0.000	0.000	\$0.00	\$0.00
4" Concrete Sidewalk										

Detailed Payment:

Line Number	Item ID	Unit	Unit Price	Authorized Quantity	Current Paid Quantity	Previous Paid Quantity	Total Quantity Paid To Date	Total Quantity Placed To Date	Current Payment Amount	Total Amount Paid To Date
0240	23	SF	\$88.000	112.000	0.000	0.000	0.000	0.000	\$0.00	\$0.00
Detectable Warning Panels										
0250	24	LF	\$31.050	139.000	0.000	0.000	0.000	0.000	\$0.00	\$0.00
Concrete Curb and Gutter (24"-36" wide)										
0260	25	EA	\$450.000	3.000	0.000	0.000	0.000	0.000	\$0.00	\$0.00
Install Stop Sign with Street Sign and Post										
0270	26	EA	\$311.000	1.000	0.000	0.000	0.000	0.000	\$0.00	\$0.00
Adjust Valve Box to Grade										
0280	27	EA	\$400.000	6.000	0.000	0.000	0.000	0.000	\$0.00	\$0.00
Install End of Road Marker										
0290	28	LF	\$26.000	64.000	0.000	0.000	0.000	0.000	\$0.00	\$0.00
Concrete Header										
<b>Section Totals:</b>									\$5,525.00	\$5,525.00
<b>Section: 3 - GROUP C - STORM SEWER</b>										
0300	29	LS	\$19,000.000	1.000	0.250	0.000	0.250	0.250	\$4,750.00	\$4,750.00
Mobilization										
0310	30	LS	\$1,955.000	1.000	1.000	0.000	1.000	1.000	\$1,955.00	\$1,955.00
Bonding and Insurance										
0320	31	LF	\$55.250	359.000	0.000	0.000	0.000	0.000	\$0.00	\$0.00
18" RCP, Class III										
0330	32	LF	\$75.750	85.000	0.000	0.000	0.000	0.000	\$0.00	\$0.00
24" RCP, Class III										

Detailed Payment:

240608.02 - Corral Crossing Housing Development

08/13/2025

Page 4 of 12

-41-

Line Number	Item ID	Unit	Unit Price	Authorized Quantity	Current Paid Quantity	Previous Paid Quantity	Total Quantity Paid To Date	Total Quantity Placed To Date	Current Payment Amount	Total Amount Paid To Date
0340	33	LF	\$88.000	82.000	0.000	0.000	0.000	0.000	\$0.00	\$0.00
24" Round Equivalent (RE) RCP, Class III										
0350	34	LF	\$93.500	77.000	0.000	0.000	0.000	0.000	\$0.00	\$0.00
30" RCP, Class III										
0360	35	EA	\$994.000	1.000	0.000	0.000	0.000	0.000	\$0.00	\$0.00
18" RCP Flared End Section										
0370	36	EA	\$1,228.000	1.000	0.000	0.000	0.000	0.000	\$0.00	\$0.00
24" RCP Flared End Section										
0380	37	EA	\$1,285.000	1.000	0.000	0.000	0.000	0.000	\$0.00	\$0.00
30" RCP Flared End Section										
0390	38	EA	\$6,075.000	9.000	0.000	0.000	0.000	0.000	\$0.00	\$0.00
Curb Inlet (y=10')										
0400	39	EA	\$5,198.000	1.000	0.000	0.000	0.000	0.000	\$0.00	\$0.00
48" Dia. Storm Sewer Manhole										
0410	40	EA	\$375.000	2.000	0.000	0.000	0.000	0.000	\$0.00	\$0.00
Remove Storm Sewer Structure (< 6' deep)										
0420	41	EA	\$735.000	1.000	0.000	0.000	0.000	0.000	\$0.00	\$0.00
Connect to Existing Storm Sewer Structure										
0430	42	EA	\$29,934.000	1.000	0.000	0.000	0.000	0.000	\$0.00	\$0.00
Hydrodynamic Separator										
0440	43	EA	\$6,025.000	1.000	0.000	0.000	0.000	0.000	\$0.00	\$0.00
72" Dia. Storm Sewer Manhole										

Detailed Payment:

240608.02 - Corral Crossing Housing Development

08/13/2025

Page 5 of 12

Line Number	Item ID	Unit	Unit Price	Authorized Quantity	Current Paid Quantity	Previous Paid Quantity	Total Quantity Paid To Date	Total Quantity Placed To Date	Current Payment Amount	Total Amount Paid To Date
-------------	---------	------	------------	---------------------	-----------------------	------------------------	-----------------------------	-------------------------------	------------------------	---------------------------

**Section Totals:** \$6,705.00 \$6,705.00

**Section: 4 - GROUP D – SANITARY SEWER**

0450	44	LS	\$4,950.000	1.000	0.250	0.000	0.250	0.250	\$1,237.50	\$1,237.50
------	----	----	-------------	-------	-------	-------	-------	-------	------------	------------

Mobilization

0460	45	LS	\$540.000	1.000	1.000	0.000	1.000	1.000	\$540.00	\$540.00
------	----	----	-----------	-------	-------	-------	-------	-------	----------	----------

Bonding and Insurance

0470	46	LF	\$49.500	321.000	0.000	0.000	0.000	0.000	\$0.00	\$0.00
------	----	----	----------	---------	-------	-------	-------	-------	--------	--------

8" PVC Sanitary Sewer Main, SDR 35

0480	47	LF	\$40.000	264.000	0.000	0.000	0.000	0.000	\$0.00	\$0.00
------	----	----	----------	---------	-------	-------	-------	-------	--------	--------

4" PVC Sanitary Sewer Service, SDR 26

0490	48	VF	\$882.000	5.000	0.000	0.000	0.000	0.000	\$0.00	\$0.00
------	----	----	-----------	-------	-------	-------	-------	-------	--------	--------

48" Dia. Concrete Manhole

0500	49	EA	\$430.000	12.000	0.000	0.000	0.000	0.000	\$0.00	\$0.00
------	----	----	-----------	--------	-------	-------	-------	-------	--------	--------

10" x 4" Wye, PVC

0510	50	LF	\$16.500	40.000	0.000	0.000	0.000	0.000	\$0.00	\$0.00
------	----	----	----------	--------	-------	-------	-------	-------	--------	--------

Remove 10" Sanitary Sewer Main

0520	51	EA	\$723.000	1.000	0.000	0.000	0.000	0.000	\$0.00	\$0.00
------	----	----	-----------	-------	-------	-------	-------	-------	--------	--------

Connect to Existing Sanitary Sewer Main

**Section Totals:** \$1,777.50 \$1,777.50

**Section: 5 - GROUP E - ROADWAY**

0530	52	LS	\$2,475.000	1.000	0.000	0.000	0.000	0.000	\$0.00	\$0.00
------	----	----	-------------	-------	-------	-------	-------	-------	--------	--------

Mobilization

Line Number	Item ID	Unit	Unit Price	Authorized Quantity	Current Paid Quantity	Previous Paid Quantity	Total Quantity Paid To Date	Total Quantity Placed To Date	Current Payment Amount	Total Amount Paid To Date
0540	53	LS	\$900.000	1.000	1.000	0.000	1.000	1.000	\$900.00	\$900.00
Bonding and Insurance										
0550	54	LS	\$1,800.000	1.000	0.000	0.000	0.000	0.000	\$0.00	\$0.00
Temporary Traffic Control Measures										
0560	55	SY	\$2.800	1,002.000	0.000	0.000	0.000	0.000	\$0.00	\$0.00
Subgrade Preparation										
0570	56	SY	\$62.600	1,002.000	0.000	0.000	0.000	0.000	\$0.00	\$0.00
7" Concrete Pavement										
0580	57	EA	\$100.000	3.000	0.000	0.000	0.000	0.000	\$0.00	\$0.00
Salvage End of Road Marker										
0590	58	EA	\$450.000	1.000	0.000	0.000	0.000	0.000	\$0.00	\$0.00
Install Stop Sign with Street Sign and Post										
<b>Section Totals:</b>									\$900.00	\$900.00
<b>Section: 6 - GROUP F – SANITARY SEWER</b>										
0600	59	LS	\$4,950.000	1.000	0.000	0.000	0.000	0.000	\$0.00	\$0.00
Mobilization										
0610	60	LS	\$580.000	1.000	1.000	0.000	1.000	1.000	\$580.00	\$580.00
Bonding and Insurance										
0620	61	LF	\$49.500	124.000	0.000	0.000	0.000	0.000	\$0.00	\$0.00
8" PVC Sanitary Sewer Main, SDR 35										
0630	62	LF	\$40.000	309.000	0.000	0.000	0.000	0.000	\$0.00	\$0.00
4" PVC Sanitary Sewer Service, SDR 26										

-44-

Line Number	Item ID	Unit	Unit Price	Authorized Quantity	Current Paid Quantity	Previous Paid Quantity	Total Quantity Paid To Date	Total Quantity Placed To Date	Current Payment Amount	Total Amount Paid To Date
0640	63	VF	\$887.000	21.000	0.000	0.000	0.000	0.000	\$0.00	\$0.00
48" Dia. Concrete Manhole										
0650	64	EA	\$430.000	4.000	0.000	0.000	0.000	0.000	\$0.00	\$0.00
10" x 4" Wye, PVC										
0660	65	EA	\$282.000	4.000	0.000	0.000	0.000	0.000	\$0.00	\$0.00
8" x 4" Wye, PVC										
0670	66	EA	\$723.000	1.000	0.000	0.000	0.000	0.000	\$0.00	\$0.00
Connect to Existing Sanitary Sewer Main										
<b>Section Totals:</b>									\$580.00	\$580.00
<b>Section: 7 - GROUP G – ROADWAY</b>										
0680	67	LS	\$2,475.000	1.000	0.000	0.000	0.000	0.000	\$0.00	\$0.00
Mobilization										
0690	68	LS	\$2,100.000	1.000	1.000	0.000	1.000	1.000	\$2,100.00	\$2,100.00
Bonding and Insurance										
0700	69	LS	\$1,800.000	1.000	0.000	0.000	0.000	0.000	\$0.00	\$0.00
Temporary Traffic Control Measures										
0710	70	SY	\$2.800	2,195.000	0.000	0.000	0.000	0.000	\$0.00	\$0.00
Subgrade Preparation										
0720	71	SY	\$62.600	2,195.000	0.000	0.000	0.000	0.000	\$0.00	\$0.00
7" Concrete Pavement										
0730	72	SF	\$6.100	1,456.000	0.000	0.000	0.000	0.000	\$0.00	\$0.00
4" Concrete Sidewalk										

Detailed Payment:

240608.02 - Corral Crossing Housing Development

08/13/2025

Page 8 of 12

-45-

Line Number	Item ID	Unit	Unit Price	Authorized Quantity	Current Paid Quantity	Previous Paid Quantity	Total Quantity Paid To Date	Total Quantity Placed To Date	Current Payment Amount	Total Amount Paid To Date	
0740	73	LF	\$31.000	22.000	0.000	0.000	0.000	0.000	\$0.00	\$0.00	
Concrete Curb and Gutter (24"-36" wide)											
0750	74	SF	\$88.000	48.000	0.000	0.000	0.000	0.000	\$0.00	\$0.00	
Detectable Warning Panels											
0760	75	EA	\$580.000	2.000	0.000	0.000	0.000	0.000	\$0.00	\$0.00	
Install Stop Sign with Street Sign and Post											
0770	76	EA	\$310.000	1.000	0.000	0.000	0.000	0.000	\$0.00	\$0.00	
Adjust Valve Box to Grade											
0780	77	EA	\$100.000	3.000	0.000	0.000	0.000	0.000	\$0.00	\$0.00	
Salvage End of Road Marker											
									<b>Section Totals:</b>	\$2,100.00	\$2,100.00
<b>Section: 8 - GROUP H – SANITARY SEWER</b>											
0790	78	LS	\$5,775.000	1.000	0.000	0.000	0.000	0.000	\$0.00	\$0.00	
Mobilization											
0800	79	LS	\$660.000	1.000	1.000	0.000	1.000	1.000	\$660.00	\$660.00	
Bonding and Insurance											
0810	80	LF	\$49.500	285.000	0.000	0.000	0.000	0.000	\$0.00	\$0.00	
8" PVC Sanitary Sewer Main, SDR 35											
0820	81	LF	\$40.000	330.000	0.000	0.000	0.000	0.000	\$0.00	\$0.00	
4" PVC Sanitary Sewer Service, SDR 26											
0830	82	VF	\$887.000	18.000	0.000	0.000	0.000	0.000	\$0.00	\$0.00	
48" Dia. Concrete Manhole											

-46-

Line Number	Item ID	Unit	Unit Price	Authorized Quantity	Current Paid Quantity	Previous Paid Quantity	Total Quantity Paid To Date	Total Quantity Placed To Date	Current Payment Amount	Total Amount Paid To Date
0840	83	EA	\$282.000	8.000	0.000	0.000	0.000	0.000	\$0.00	\$0.00
8" x 4" Wye, PVC										
0850	84	EA	\$723.000	1.000	0.000	0.000	0.000	0.000	\$0.00	\$0.00
Connect to Existing Sanitary Sewer Main										
<b>Section Totals:</b>									\$660.00	\$660.00
<b>Section: Section ID - Section Description</b>										
0010	Item No.	Unit	\$0.000	0.000	0.000	0.000	0.000	0.000	\$0.00	\$0.00
Item										
<b>Section Totals:</b>									\$0.00	\$0.00
<b>Total Payments:</b>									\$69,637.50	\$69,637.50

-47-

### Time Charges

Time Limit	Original Deadline	Authorized Deadline	Charges This Period	Damages This Period	Days Completed To Date	Days Remaining To Date	Damages To Date
Final Completion	11/30/2025	11/30/2025	N/A	\$0.00	N/A	113.0 Days	\$0.00
Substantial Completion	10/31/2025	10/31/2025	N/A	\$0.00	N/A	83.0 Days	\$0.00
<b>Total Damages:</b>							\$0.00

**Summary**

<b>Current Approved Work:</b>	\$69,637.50	<b>Approved Work To Date:</b>	\$69,637.50
<b>Current Stockpile Advancement:</b>	\$0.00	<b>Stockpile Advancement To Date:</b>	\$0.00
<b>Current Stockpile Recovery:</b>	\$0.00	<b>Stockpile Recovery To Date:</b>	\$0.00
<b>Current Retainage:</b>	\$3,481.88	<b>Retainage To Date:</b>	\$3,481.88
<b>Current Retainage Released:</b>	\$0.00	<b>Retainage Released To Date:</b>	\$0.00
<b>Current Liquidated Damages:</b>	\$0.00	<b>Liquidated Damages To Date:</b>	\$0.00
<b>Current Adjustment:</b>	\$0.00	<b>Adjustments To Date:</b>	\$0.00
<b>Current Payment:</b>	\$66,155.62	<b>Payments To Date:</b>	\$66,155.62
<b>Previous Payment:</b>	\$0.00	<b>Previous Payments To Date:</b>	\$0.00


-48-

## Contractor's Certification

The undersigned Contractor certifies, to the best of its knowledge, the following:

- (1) All previous progress payments received from Owner on account of Work done under the Contract have been applied on account to discharge Contractor's legitimate obligations incurred in connection with the work covered by prior Applications for Payment;
- (2) Title to all work, materials and equipment incorporated in said work, or otherwise listed in or covered by this application for payment, will pass to Owner at time of payment free and clear of all liens, security interests and encumbrances (except such as are covered by a bond acceptable to Owner indemnifying Owner against any such liens, security interest or encumbrances); and
- (3) All work covered by this Application for Payment is in accordance with the Contract Documents and is not defective.


Contractor



Date

8-19-2025

Engineer



Date

8/20/2025

Owner

Date



**AGENDA ITEM**

**Subject:** Approval of Change Order #3 decrease to Van Kirk Brothers for the Heritage Heights Addition project, as recommended by the Board of Public Works

**For Agenda of:** September 2, 2025

**Exhibit(s):**

**Date Submitted:** August 27, 2025

**CONSENT AGENDA**

- a. Approve agenda as submitted.
- b. Receive and place on file all notices pertaining to this meeting.
- c. Receive and place on file all materials having any bearing on this meeting.
- d. Approval of minutes of regular meeting on August 12, 2025, as on file in the City Clerk’s Office.
- e. Recommend approval of Change Order #1 decrease in the amount of \$16,153.20 and Pay Request #1 in the amount of \$66,155.62 to Van Kirk Brothers Contracting for the 2025 Corral Crossing Addition project, to the Mayor and City Council.
- f. Recommend approval of Change Order #1 decrease in the amount of \$4,889.00 to Van Kirk Brothers Contracting for the 2025 Heritage Heights Addition project, to the Mayor and City Council.
- g. Recommend approval of Pay Request #1 in the amount of \$282,112.33 to Cather and Sons Construction, Inc., for the Mill & Overlay Paving Project – 2025, to the Mayor and City Council.
- h. Recommend award of bid for the Sanitary Sewer Lining and Manhole Rehabilitation Project - 2025 in the amount of \$93,620.00, to Johnson Service Company, Inc., to the Mayor and City Council.

Tobias J. Tempelmeyer, City Administrator/General Manger, noted the change order decrease was due to demolition work that had been previously completed by the demolition contractor and therefore we did not need Van Kirk to do the work.

Moved by Baehr, seconded by Harlley, that the items listed under the consent agenda, be approved, accepted, and/or ratified as presented.

Roll Call: Yea: Baehr, Hartley, Leech, Moran, Zarybnicky  
Nay: None

MOTION CARRIED.



# JEO Consulting Group Inc.

## Change Order Details

240608.01 - Heritage Heights Housing Development

-51-

<b>Description</b>	Construct Heritage Heights Housing Development in Beatrice Nebraska.
<b>Prime Contractor</b>	Van Kirk Brothers Contracting 1200 W Ash Street Sutton, NE 68979
<b>Change Order</b>	1
<b>Status</b>	Pending
<b>Date Created</b>	07/29/2025
<b>Type</b>	Changed Conditions
<b>Summary</b>	Deduct Items Already Removed & Add 60" Storm Sewer Manhole
<b>Change Order Description</b>	Demolition crew that took the schools down completed some of the site removals so a deduct of those items will reflect on this Change Order. Adding A 60" Storm Sewer Manhole To Replace 72" Storm Sewer Manhole.
<b>Awarded Project Amount</b>	\$1,324,909.05
<b>Authorized Project Amount</b>	\$1,324,909.05
<b>Change Order Amount</b>	-\$4,889.00
<b>Revised Project Amount</b>	\$1,320,020.05

**B - Reason for change:**

Van Kirk used the wrong Bid Form during bidding and the design engineer and City spoke and decided to add this item in via Change Order once construction started.

**Increases/Decreases**

Line Number	Item ID	Unit	Unit Price	Current		Change		Revised	
				Quantity	Amount	Quantity	Amount	Quantity	Amount
<b>Section: 1 - GROUP A - GRADING AND EROSION CONTROL</b>									
0160	15	EA	\$605.000	2.000	\$1,210.00	-2.000	-\$1,210.00	0.000	\$0.00
Remove Tree									
<b>Reason:</b> Work completed by others prior to construction.									
<b>Section: 2 - GROUP B - ROADWAY</b>									
0200	19	SF	\$1.400	5,630.000	\$7,882.00	-5,480.000	-\$7,672.00	150.000	\$210.00
Remove Sidewalk									
<b>Reason:</b> Work completed by others prior to construction. JEO found ~144 to 150 SF of removal that has not been completed.									
0220	21	SY	\$16.000	112.000	\$1,792.00	-112.000	-\$1,792.00	0.000	\$0.00
Remove driveway									
<b>Reason:</b> Work completed by others prior to construction.									


-5-


Line Number	Item ID	Unit	Unit Price	Current		Change		Revised	
				Quantity	Amount	Quantity	Amount	Quantity	Amount
<b>Section: 3 - GROUP C - STORM SEWER</b>									
0470	46	EA	\$0.000	1.000	\$0.00	-1.000	\$0.00	0.000	\$0.00
72" Dia. Storm Sewer Manhole									
<b>Reason:</b> Replacing with a 60" Dia. Storm Sewer Manhole									
4 items			Totals		\$10,884.00		-\$10,674.00		\$210.00

### New Items

Line Number	Item ID	Unit	Quantity	Unit Price	Extension
<b>Section: 3 - GROUP C - STORM SEWER</b>					
0710	6.5.010	EA	1.000	\$5,785.000	\$5,785.00
60" Dia. Storm Sewer Manhole					
<b>Reason:</b> Structure being added to the project for manhole with Hydrodynamic Separator.					
1 item					Total: \$5,785.00

When authorized, the contractor agrees to perform the work outlined above in accordance with provisions of the contract documents

Contractor  Date 8-19-2025

Engineer  Date 8/20/2025

Owner \_\_\_\_\_ Date \_\_\_\_\_

-54-



## AGENDA ITEM

**Subject:** Approval of Pay Request #1 to Cather and Sons for the Mill & Overlay Paving Project, as recommended by the Board of Public Works

**For Agenda of:** September 2, 2025

**Exhibit(s):**

**Date Submitted:** August 27, 2025

## CONSENT AGENDA


- a. Approve agenda as submitted.
- b. Receive and place on file all notices pertaining to this meeting.
- c. Receive and place on file all materials having any bearing on this meeting.
- d. Approval of minutes of regular meeting on August 12, 2025, as on file in the City Clerk's Office.
- e. Recommend approval of Change Order #1 decrease in the amount of \$16,153.20 and Pay Request #1 in the amount of \$66,155.62 to Van Kirk Brothers Contracting for the 2025 Corral Crossing Addition project, to the Mayor and City Council.
- f. Recommend approval of Change Order #1 decrease in the amount of \$4,889.00 to Van Kirk Brothers Contracting for the 2025 Heritage Heights Addition project, to the Mayor and City Council.
- g. Recommend approval of Pay Request #1 in the amount of \$282,112.33 to Cather and Sons Construction, Inc., for the Mill & Overlay Paving Project – 2025, to the Mayor and City Council.
- h. Recommend award of bid for the Sanitary Sewer Lining and Manhole Rehabilitation Project - 2025 in the amount of \$93,620.00, to Johnson Service Company, Inc., to the Mayor and City Council.

Tobias J. Tempelmeyer, City Administrator/General Manger, noted the change order decrease was due to demolition work that had been previously completed by the demolition contractor and therefore we did not need Van Kirk to do the work.

Moved by Baehr, seconded by Harlley, that the items listed under the consent agenda, be approved, accepted, and/or ratified as presented.

Roll Call: Yea: Baehr, Hartley, Leech, Moran, Zarybnicky  
Nay: None

MOTION CARRIED.



# Application and Certificate for Payment

<b>TO OWNER:</b> (Name and address)	<b>PROJECT:</b>	<b>APPLICATION NUMBER:</b> No. 1	<b>OWNER</b> <input type="checkbox"/>
City of Beatrice 400 Ella Street Beatrice, Neb. 68310	Mill & Overlay Paving Project - 2025	<b>PERIOD TO:</b>	<b>ARCHITECT</b> <input type="checkbox"/>
<b>FROM CONTRACTOR:</b> (Name and address)	<b>VIA ARCHITECT:</b>	<b>CONTRACT FOR:</b>	<b>CONTRACTOR</b> <input type="checkbox"/>
Cathers & Sons Construction, Inc. 6400 N 7 <sup>th</sup> Street Lincoln, Neb. 68507	City of Beatrice City Engineer	<b>CONTRACT DATE:</b>	<b>FIELD</b> <input type="checkbox"/>
		<b>PROJECT NUMBER:</b> 025-004	<b>OTHER</b> <input type="checkbox"/>

## CONTRACTOR'S APPLICATION FOR PAYMENT

Application is made for payment, as shown below, in connection with the Contract.

1. ORIGINAL CONTRACT SUM.....	\$ 642,223.39
2. Net change by Change Orders.....	\$ 0.00
3. CONTRACT SUM TO DATE (Line 1+2).....	\$ 642,223.39
4. TOTAL COMPLETED & STORED TO DATE.....	\$ 313,458.14
5. RETAINAGE:	
a. 10 % of Completed Work	\$ 31,345.81
b. _____ % of Completed Work	\$ _____
Total Retainage.....	\$ 31,345.81
6. TOTAL EARNED LESS RETAINAGE.....	\$ 282,112.33
(Line 4 Less Line 5 Total)	
7. LESS PREVIOUS CERTIFICATES FOR PAYMENT.....	\$ 0.00
(Line 6 from prior Certificate)	
8. CURRENT PAYMEN DUE.....	\$ 282,112.33
9. BALANCE TO FINISH, INCLUDING RETAINAGE	
(Line 3 less Line 6)	\$ 360,111.06

The undersigned Contractor certifies that to the best of the Contractor's knowledge, information and belief the Work covered by this Application for Payment has been completed in accordance with the Contract Documents, that all amounts have been paid by the Contractor for Work for which previous Certificates for Payment were issued and payments received from the Owner, and that current payment shown herein is now due.

**CONTRACTOR:**

By: see attached Date: \_\_\_\_\_

State of: \_\_\_\_\_

County of: \_\_\_\_\_

Subscribed and sworn to before me this \_\_\_\_\_ day of \_\_\_\_\_

Notary Public: \_\_\_\_\_  
My Commission expires: \_\_\_\_\_

---

### ARCHITECT'S CERTIFICATE FOR PAYMENT

In accordance with the Contract Documents, based on on-site observations and the data comprising this application, the Architect certifies to the Owner that to the best of the Architect's knowledge, information and belief the Work has progressed as indicated, the quality of the Work is in accordance with the Contract, and the Contractor is entitled to payment of the AMOUNT CERTIFIED.

**AMOUNT CERTIFIED**.....\$ 282,112.33

(Attached explanation if amount if amount certified differs from the amount applied. Initial all figures on this Application and on the Continuation Sheet that are changed to conform with the amount certified.)

**ARCHITECT:** \_\_\_\_\_ Date: 8-20-25

This Certificate is not negotiable. The AMOUNT CERTIFIED is payable only to the Contractor named herein. Issuance, payment and acceptance of payment are without prejudice to any rights of the Owner or Contractor under this Contract.

-56-

CHANGE ORDER SUMMARY	
Total changes approved in previous months by Owner	\$ 0.00
Total approved this Month	\$ 0.00
<b>TOTALS</b>	\$ 0.00
NET CHANGES by Change Order	\$ 0.00

**Contractor's Application for Payment**

<b>Owner:</b> <u>City of Beatrice, NE</u>	<b>Owner's Bid No.:</b> _____
<b>Engineer:</b> _____	<b>Engineer's Project No.:</b> _____
<b>Contractor:</b> <u>Cathers &amp; Sons</u>	<b>Contractor's Project No.:</b> _____
<b>Project:</b> <u>Mill &amp; Overlay Paving Projects -- 2025</u>	
<b>Contract:</b> _____	
<b>Application No.:</b> <u>1</u>	<b>Application Date:</b> <u>8/15/2025</u>
<b>Application Period:</b> From <u>6/16/2025</u> to <u>8/15/2025</u>	

1. Original Contract Price	\$	642,223.39
2. Net change by Change Orders	\$	-
3. Current Contract Price (Line 1 + Line 2)	\$	642,223.39
4. Total Work completed and materials stored to date (Sum of Column G Lump Sum Total and Column J Unit Price Total)	\$	313,458.14
5. Retainage		
a. <u>10%</u> \$ <u>313,458.14</u> Work Completed =	\$	<u>31,345.81</u>
b. _____      \$ _____ Stored Materials =	\$	-
c. Total Retainage (Line 5.a + Line 5.b)	\$	<u>31,345.81</u>
6. Amount eligible to date (Line 4 - Line 5.c)	\$	<u>282,112.33</u>
7. Less previous payments (Line 6 from prior application)		
8. Amount due this application	\$	<u>282,112.33</u>
9. Balance to finish, including retainage (Line 3 - Line 4 + Line 5.c)	\$	<u>360,111.06</u>

**Contractor's Certification**

The undersigned Contractor certifies, to the best of its knowledge, the following:

(1) All previous progress payments received from Owner on account of Work done under the Contract have been applied on account to discharge Contractor's legitimate obligations incurred in connection with the Work covered by prior Applications for Payment;

(2) Title to all Work, materials and equipment incorporated in said Work, or otherwise listed in or covered by this Application for Payment, will pass to Owner at time of payment free and clear of all liens, security interests, and encumbrances (except such as are covered by a bond acceptable to Owner indemnifying Owner against any such liens, security interest, or encumbrances); and

(3) All the Work covered by this Application for Payment is in accordance with the Contract Documents and is not defective.

**Contractor:** Cathers & Sons

**Signature:** [Handwritten Signature]      **Date:** 8-15-25

<b>Recommended by Engineer</b>	<b>Approved by Owner</b>
<b>By:</b> _____	<b>By:</b> _____
<b>Title:</b> _____	<b>Title:</b> _____
<b>Date:</b> _____	<b>Date:</b> _____
<b>Approved by Funding Agency</b>	
<b>By:</b> _____	<b>By:</b> _____
<b>Title:</b> _____	<b>Title:</b> _____
<b>Date:</b> _____	<b>Date:</b> _____

Progress Estimate - Unit Price Work

Contractor's Application for Payment

Owner: City of Beatrice, NE  
 Engineer: \_\_\_\_\_  
 Contractor: Cathers & Sons  
 Project: Mill & Overlay Paving Projects -- 2025  
 Contract: \_\_\_\_\_

Owner's Project No.: \_\_\_\_\_  
 Engineer's Project No.: \_\_\_\_\_  
 Contractor's Project No.: \_\_\_\_\_

Application No.: 1 Application Period: From 06/16/25 to 08/15/25 Application Date: 08/15/25

A Bid Item No.	B Description	C Contract Information				G Work Completed		I Materials Currently Stored (not in G) (\$)	J Work Completed and Materials Stored to Date (H + I) (\$)	K % of Value of Item (J / F) (%)	L Balance to Finish (F - J) (\$)
		C Item Quantity	D Units	E Unit Price (\$)	F Value of Bid Item (C X E) (\$)	G Estimated Quantity Incorporated in the Work	H Value of Work Completed to Date (E X G) (\$)				
Original Contract											
	Traffic Control	1.00	LS.	20,000.00	20,000.00	0.50	10,000.00		10,000.00	50%	10,000.00
	Mobilization	1.00	LS.	40,000.00	40,000.00	1.00	40,000.00		40,000.00	100%	-
	Remove Concrete Sidewalk (4-inch thick)	716.34	S.Y.	9.00	6,447.06	277.28	2,495.52		2,495.52	39%	3,951.54
	Remove Asphalt/Concrete/Brick Pavement (6 to 10-inch thick)	1,588.07	S.Y.	12.55	19,930.28	722.32	9,065.12		9,065.12	45%	10,865.16
	4" Concrete Sidewalk, Class 47B-3000	311.13	S.Y.	83.00	25,823.79	52.12	4,325.96		4,325.96	17%	21,497.83
	4" Concrete Sidewalk w/ Integral Curb, Class 47B-3000	96.91	S.Y.	88.00	8,528.08	-	-		-	0%	8,528.08
	6" Concrete ADA Sidewalk Ramps, Class 47B-3000	505.43	S.Y.	99.00	50,037.57	226.64	22,437.36		22,437.36	45%	27,600.21
	6" Concrete Driveways, Class 47B-3000	145.95	S.Y.	85.00	12,405.75	97.31	8,271.35		8,271.35	67%	4,134.40
	8" Concrete Pavement, Class 47B-3000	35.47	S.Y.	86.00	3,050.42	-	-		-	0%	3,050.42
	8" Concrete Pavement w/ Integral Curb, Class 47B-3500	1,062.25	S.Y.	87.00	92,415.75	670.62	58,343.94		58,343.94	63%	34,071.81
	8" x 30" Full Height Concrete Curb & Gutter, Class 47B-3500	1,003.49	L.F.	33.00	33,115.17	216.13	7,132.29		7,132.29	22%	25,982.88
	Concrete Pad for Manhole Cover	3.00	Ea.	790.00	2,370.00	-	-		-	0%	2,370.00
	Concrete Pad for Valve Boxes	1.00	Ea.	585.00	585.00	-	-		-	0%	585.00
	Concrete Pad for Survey Monument	4.00	Ea.	585.00	2,340.00	-	-		-	0%	2,340.00
	Detectable Warning Panels	360.20	S.F.	37.00	13,327.40	180.20	6,667.40		6,667.40	50%	6,660.00
	Asphaltic Concrete, Type SPR, PG 64-34	2,268.85	Tons	94.75	214,973.54	1,130.56	107,120.56		107,120.56	50%	107,852.98
	Cold Milling, Class 5 (3-inch) Asphalt	13,462.34	S.Y.	6.00	80,774.04	6,266.44	37,598.64		37,598.64	47%	43,175.40
	Excavation	209.33	C.Y.	38.00	7,954.54	-	-		-	0%	7,954.54
	Seeding	0.30	Acre	9,000.00	2,700.00	-	-		-	0%	2,700.00
	Hydro Mulching	0.30	Tons	18,150.00	5,445.00	-	-		-	0%	5,445.00
Original Contract Totals					\$ 642,223.39		\$ 313,458.14	\$ -	\$ 313,458.14	49%	\$ 328,765.25

-58-



**BEATRICE**  
CITY • BOARD OF PUBLIC WORKS

### Application and Certificate for Payment

TO OWNER: (Name and address)

City of Beatrice  
400 Ella Street  
Beatrice, Neb. 68310

PROJECT:

Chautauqua Parking  
Pickleball Terrace Seating  
Project - 2025

APPLICATION NUMBER: No. 1

OWNER

PERIOD TO:

ARCHITECT

CONTRACT FOR:

CONTRACTOR

FROM CONTRACTOR: (Name and address)

D. L. Lottman Excavating Inc.  
879 W Lilac Rd  
Beatrice, Neb. 68310

VIA ARCHITECT:

City of Beatrice  
City Engineer

CONTRACT DATE:

FIELD

PROJECT NUMBER: 025-013

OTHER

#### CONTRACTOR'S APPLICATION FOR PAYMENT

Application is made for payment, as shown below, in connection with the Contract.

- 1. ORIGINAL CONTRACT SUM.....\$ 82,160.00
- 2. Net change by Change Orders.....\$ 0.00
- 3. CONTRACT SUM TO DATE (Line 1+2).....\$ 82,160.00
- 4. TOTAL COMPLETED & STORED TO DATE.....\$ 32,730.00
- 5. RETAINAGE:
  - a. 5 % of Completed Work \$ 1,636.50
  - b. \_\_\_\_\_ % of Completed Work \$ \_\_\_\_\_
- Total Retainage.....\$ 1,636.50
- 6. TOTAL EARNED LESS RETAINAGE.....\$ 31,093.50  
(Line 4 Less Line 5 Total)
- 7. LESS PREVIOUS CERTIFICATES FOR PAYMENT.....\$ 0.00  
(Line 6 from prior Certificate)
- 8. CURRENT PAYMEN DUE.....\$ 31,093.50
- 9. BALANCE TO FINISH, INCLUDING RETAINAGE  
(Line 3 less Line 6) \$ 51,066.50

CHANGE ORDER SUMMARY	
Total changes approved in previous months by Owner	\$ 0.00
Total approved this Month	\$ 0.00
TOTALS	\$ 0.00
NET CHANGES by Change Order	\$ 0.00

The undersigned Contractor certifies that to the best of the Contractor's knowledge, information and belief the Work covered by this Application for Payment has been completed in accordance with the Contract Documents, that all amounts have been paid by the Contractor for Work for which previous Certificates for Payment were issued and payments received from the Owner, and that current payment shown herein is now due.

CONTRACTOR:

By: [Signature] Date: 8-25-25

State of:

County of:

Subscribed and sworn to before me this \_\_\_\_\_ day of \_\_\_\_\_

Notary Public:

My Commission expires:

#### ARCHITECT'S CERTIFICATE FOR PAYMENT

In accordance with the Contract Documents, based on on-site observations and the data comprising this application, the Architect certifies to the Owner that to the best of the Architect's knowledge, information and belief the Work has progressed as indicated, the quality of the Work is in accordance with the Contract, and the Contractor is entitled to payment of the AMOUNT CERTIFIED.

AMOUNT CERTIFIED.....\$ 31,093.50

(Attached explanation if amount if amount certified differs from the amount applied. Initial all figures on this Application and on the Continuation Sheet that are changed to conform with the amount certified.)

ARCHITECT:

By: [Signature] Date: 8-25-25

This Certificate is not negotiable. The AMOUNT CERTIFIED is payable only to the Contractor named herein. Issuance, payment and acceptance of payment are without prejudice to any rights of the Owner or Contractor under this Contract.

D. L. LOTTMAN EXCAVATING INC

# Invoice

879 W Lilac Rd  
Beatrice, NE 68310

Date	Invoice #
8/20/2025	16025

Bill To

Ship To

City Of Beatrice  
205 N 4th St.  
Beatrice, NE 68310  
attn: James Burroughs

P.O. Number	Terms	Rep	Ship	Via	F.O.B.	Project	
	Due on receipt		8/20/2025				
Quantity	Item Code	Description			U/M	Price Each	Amount
1	02 Site Work	Item 1 Chautauqua Park Pickle Ball Court				2,000.00	2,000.00
235	02 Site Work	Item 6 8" Wall				89.00	20,915.00
35	02 Site Work	Item 7 8" wall				61.00	2,135.00
20	02 Site Work	Item 8 Tall 8" wall				150.00	3,000.00
1	02 Site Work	Item 3				1,800.00	1,800.00
120	02 Site Work	Item 4				24.00	2,880.00
		Non Taxable				0.00%	0.00
<b>Total</b>							<b>\$32,730.00</b>

**APPLICATION AND CERTIFICATE FOR PAYMENT**

TO OWNER:  
City of Beatrice

PROJECT:  
Dempsters Asbestos Abatement

Application No: 1  
 Application Date: 8/26/2025  
 Period To: 8/31/2025  
 Project No: 25-1097

Distribution to:  
 OWNER  
 ARCHITECT  
 CONTRACTOR

FROM CONTRACTOR:  
McGill Asbestos Abatement LLC  
1920 PAUL ST - OMAHA NE 68102

Via Architect

Contract Date: \_\_\_\_\_  
 Contract For: Abatement

**CONTRACTORS APPLICATIONS FOR PAYMENT**

Application is made for payment, as shown below, in connection with contract Continuation sheet, schedule of values, is attached.

1 ORIGINAL CONTRACT SUM	\$	<u>148,750.00</u>
2 Net change by change orders	\$	<u>-</u>
3 CONTRACT SUM TO DATE	\$	<u>148,750.00</u>
4 TOTAL COMPLETE AND STORED TO DATE	\$	<u>79,800.00</u>
5 RETAINAGE		
<u>0%</u> % of Completed Work	\$	<u>-</u>
_____ % of Stored Material	\$	<u>        </u>
Total Retainage	\$	<u>-</u>
6 TOTAL EARNED LESS RETAINAGE	\$	<u>79,800.00</u>
7 LESS PREVIOUS CERTIFICATES FOR PAYMENT		<u>-</u>
8 CURRENT PAYMENT DUE		<u>79,800.00</u>
9 BALANCE TO FINISH, INCLUDING RETAINAGE		<u>68,950.00</u>
	\$	<u>68,950.00</u>

The undersigned Contractor certifies that to the best of the Contractors knowledge, the work covered by this application has been completed in accordance with the Contract Documents.

**CONTRACTOR:**  
 By:  Date 8/26/25

State of \_\_\_\_\_ County of \_\_\_\_\_

Subscribed and sworn to before  
 me this \_\_\_\_\_ day of \_\_\_\_\_

Notary Public: \_\_\_\_\_  
 My Commission Expires: \_\_\_\_\_

**ARCHITECTS CERTIFICATE FOR PAYMENT**

Based on Contract Documents, the Architect certifies to the owner that to the best of his knowledge, the work covered by this application is complete and the quality of work is in accordance with the Contract documents. Therefore the Contractor is entitled to payment of the amount certified.

AMOUNT CERTIFIED \$ \_\_\_\_\_

ARCHITECT:  
 By: \_\_\_\_\_ Date: \_\_\_\_\_

CHANGE ORDER SUMMARY	ADDITIONS	DEDUCTIONS
Total approved in previous Months		
Total approved this Month		
TOTAL	\$ -	
NET CHANGES by Change Order	\$	-





**AGENDA ITEM**

**Subject:** Award of bid for the Sanitary Sewer Lining & Manhole Rehab Project to Johnson Service Company, as recommended by the Board of Public Works

**For Agenda of:** September 2, 2025

**Exhibit(s):**

**Date Submitted:** August 27, 2025

**CONSENT AGENDA**

- a. Approve agenda as submitted.
- b. Receive and place on file all notices pertaining to this meeting.
- c. Receive and place on file all materials having any bearing on this meeting.
- d. Approval of minutes of regular meeting on August 12, 2025, as on file in the City Clerk's Office.
- e. Recommend approval of Change Order #1 decrease in the amount of \$16,153.20 and Pay Request #1 in the amount of \$66,155.62 to Van Kirk Brothers Contracting for the 2025 Corral Crossing Addition project, to the Mayor and City Council.
- f. Recommend approval of Change Order #1 decrease in the amount of \$4,889.00 to Van Kirk Brothers Contracting for the 2025 Heritage Heights Addition project, to the Mayor and City Council.
- g. Recommend approval of Pay Request #1 in the amount of \$282,112.33 to Cather and Sons Construction, Inc., for the Mill & Overlay Paving Project – 2025, to the Mayor and City Council.
- h. Recommend award of bid for the Sanitary Sewer Lining and Manhole Rehabilitation Project - 2025 in the amount of \$93,620.00, to Johnson Service Company, Inc., to the Mayor and City Council.

Tobias J. Tempelmeyer, City Administrator/General Manger, noted the change order decrease was due to demolition work that had been previously completed by the demolition contractor and therefore we did not need Van Kirk to do the work.

Moved by Baehr, seconded by Harlley, that the items listed under the consent agenda, be approved, accepted, and/or ratified as presented.

Roll Call: Yea: Baehr, Hartley, Leech, Moran, Zarybnicky

Nay: None

MOTION CARRIED.



**BEATRICE**  
CITY • BOARD OF PUBLIC WORKS

**CITY HALL**

400 Ella Street | Beatrice, NE 68310  
Phone: 402.228.5200 Fax: 402.228.2312

**ENGINEERING & COMMUNITY DEVELOPMENT**

205 North 4<sup>th</sup> Street | Beatrice, NE 68310  
Phone: 402.228.5250 Fax: 402.228.5252

August 21, 2025

City of Beatrice  
Board of Public Works  
Attn: Mayor Bob Morgan  
400 Ella Street  
Beatrice, NE 68310

RE: Recommendation for Award of Contract  
Sanitary Sewer Lining & Manhole Rehabilitation Project - 2025

Dear Mayor, City Council, and BPW Boardmembers:

Bids were received on Thursday, August 21, 2025, at 10:00 a.m., for the above referenced project. This letter is prepared to summarize the bids received and provide our recommendations for making an award on the project. A bid tabulation has been prepared for the project and is attached for your reference.

A total of two (2) bids were opened for the project, and the apparent low was submitted by Johnson Service Company, located in Kearney, Nebraska, for \$93,620.00.

The City of Beatrice currently has budgeted approximately \$100,000 for Trenchless Sewer Lining and \$40,000 for manhole repairs for a total budget of \$140,000 in 2025.

Since this Contractor has been deemed a responsive and responsible bidder, it is my recommendation that an award should be made to Johnson Service Company, for Bid Sections 1-3, the total amount of \$93,620.00.

Please feel free to contact me with any additional questions that you may have.

Sincerely,

James A. Burroughs, P.E.  
City Engineer

Encl: Bid Tabulation

No.	Bid Section Location	Item No.	Bid Description	Unit	Quantity	City Engineer			Johnson Service Co.			Municipal Pipe Tool Co.		
						Costs/Unit	Item Costs	Bid Section Subtotal	Costs/Unit	Item Costs	Bid Section Subtotal	Costs/Unit	Item Costs	Bid Section Subtotal
1	N Sumner Street: G15-10 to G15-14 Manhole G15-10 to G15-14	1	Insert 8" Liner (6mm = 0.236 inch)	L.F.	464	\$75.00	\$34,800.00		\$37.00	\$17,168.00		\$33.50	\$15,544.00	
		2	Open Service Taps	EA	11	\$150.00	\$1,650.00		\$100.00	\$1,100.00		\$75.00	\$825.00	
		3	Manhole Rehabilitation - Epoxy	V.F.	3.3	\$400.00	\$1,320.00		\$750.00	\$2,475.00		\$787.50	\$2,598.75	
		4	Manhole Rehabilitation - Cementitious	V.F.	9.69	\$400.00	\$3,876.00		\$350.00	\$3,391.50		\$367.50	\$3,561.08	
			Traffic Control	LS	1	\$1,333.00		\$41,646.00	\$100.00	\$100.00	\$24,134.50	\$250.00	\$250.00	\$22,528.83
			Mob/Demob	LS	1	\$2,082.30		\$45,061.30	\$3,500.00	\$3,500.00	\$27,734.50	\$20,650.00	\$20,650.00	\$43,428.83
2	Between Summit Street and Jefferson Street: AA58-9 to AA58-3 Manhole AA58-9 to AA58-3	1	Insert 8" Liner (6mm = 0.236 inch)	L.F.	120	\$75.00	\$9,000.00		\$67.00	\$8,040.00		\$65.00	\$7,800.00	
		2	Open Service Taps	EA	0	\$150.00	\$0.00		\$100.00	\$0.00		\$75.00	\$0.00	
		3	Manhole Rehabilitation - Epoxy	V.F.	12.39	\$400.00	\$4,956.00		\$600.00	\$7,434.00		\$630.00	\$7,805.70	
			Traffic Control	LS	1	\$1,333.00		\$13,956.00	\$100.00	\$100.00	\$15,474.00	\$250.00	\$250.00	\$15,605.70
			Mob/Demob	LS	1	\$697.80		\$15,986.80	\$3,000.00	\$3,000.00	\$18,574.00	\$7,762.50	\$7,762.50	\$23,618.20
3	Between Court Street and Market Street: C7-132A to C7-134 Manhole C7-132A to C7-134	1	Insert 10" Liner (6mm = 0.236 inch)	L.F.	548	\$85.00	\$46,580.00		\$50.00	\$27,400.00		\$35.90	\$19,673.20	
		2	Open Service Taps	EA	14	\$150.00	\$2,100.00		\$100.00	\$1,400.00		\$75.00	\$1,050.00	
		4	Manhole Rehabilitation - Cementitious	V.F.	36.47	\$400.00	\$14,588.00		\$450.00	\$16,411.50		\$472.50	\$17,232.08	
			Traffic Control	LS	1	\$1,333.00		\$63,268.00	\$100.00	\$100.00	\$45,211.50	\$4,500.00	\$4,500.00	\$37,955.28
			Mob/Demob	LS	1	\$3,163.40		\$67,764.40	\$2,000.00	\$2,000.00	\$47,311.50	\$7,762.50	\$7,762.50	\$50,217.78
TOTAL BID						\$118,870.00	\$128,812.50		\$93,620.00	\$93,620.00		\$117,264.80	\$117,264.80	



AGENDA ITEM

**Subject:** Resolution executing a Water Tower Maintenance Agreement with Viking Painting, as recommended by the Board of Public Works

**For Agenda of:** September 2, 2025

**Exhibit(s):** Resolution & Agreement

**Date Submitted:** August 27, 2025

**Resolution executing a Water Tank Maintenance Agreement to retain Viking Painting, LLC, for the maintenance of the North Tower and South Tower**

Tobias J. Tempelmeyer, City Administrator/General Manager, reported to the Board the City recently terminated the maintenance agreement with Utility Service Co., Inc (USC). Rob Mierau, Water Superintendent, stated USC's communication and responsiveness was lacking which caused him to reach out to other businesses who provide water tower maintenance. Mierau noted Viking Painting, LLC is out of Omaha and the part owner used to work for USC. Boardmember Moran inquired if there were any concerns with the work performed by USC and Mierau stated there are no concerns with the work, further noting Viking performed initial inspections and found no concerns. Boardmember Baehr inquired if references were checked on Viking and Mierau stated all the references he checked reported no issues with Viking. Boardmember Zarybnicky inquired if there are any concerns with entering into a long-term agreement. Tempelmeyer explained it is very common for these maintenance agreements to be long term in order to spread out the cost associated with the painting of the towers. Mierau noted the agreement can be terminated with a one (1) year notice.

Moved by Zarybnicky, seconded by Baehr, that the Mayor and City Council execute a Water Tank Maintenance Agreement to retain Viking Painting, LLC, for the maintenance of the North Tower and South Tower.

Roll Call: Yea: Baehr, Hartley, Leech, Moran, Zarybnicky  
Nay: None

MOTION CARRIED.

RESOLUTION NUMBER \_\_\_\_\_

**WHEREAS**, the City of Beatrice, Nebraska (“City”) owns a water tower located near 19<sup>th</sup> Street and Jackson Street (“North Tower”); and

**WHEREAS**, the City owns a water tower located near South West Street and Mulberry Avenue (“South Tower”); and

**WHEREAS**, the City desires to enter into Water Tank Maintenance Agreements with Viking Painting, LLC, a Nebraska limited liability company (“Viking”) to retain Viking for the maintenance of the North Tower and South Tower.

NOW, THEREFORE, BE IT RESOLVED BY THE MAYOR AND COUNCIL OF THE CITY OF BEATRICE, NEBRASKA:

**SECTION 1.** That the Mayor, and City Clerk are hereby authorized and directed to execute a Water Tank Maintenance Agreement to retain Viking Painting, LLC for the maintenance of the North Tower and South Tower. A copy of said Water Tank Maintenance Agreement for the North Tower, marked as Exhibit “A”, is attached hereto and incorporated herein by reference. A copy of said Water Tank Maintenance Agreement for the South Tower, marked as Exhibit “B”, is attached hereto and incorporated herein by reference.

**SECTION 2.** That all resolutions or parts of resolutions in conflict are hereby repealed.

RESOLUTION PASSED AND ADOPTED this 2<sup>nd</sup> day of September, 2025.

Attest:

\_\_\_\_\_  
Erin Saathoff, MMC, City Clerk

\_\_\_\_\_  
Robert Morgan, Mayor

Exhibit "A"

Water Tank Maintenance Contract



Owner: City of Beatrice, NE

Tank Description: North Tower – 1,000,000 Gallon Legged Tower

Tank Location: Jackson St.

Date: August 27, 2025

## WATER TANK MAINTENANCE CONTRACT

This contract is entered into between the City of Beatrice, Nebraska, hereinafter referred to in this Agreement as "Owner", and Viking Painting LLC of Omaha, Nebraska hereinafter referred to in this Agreement as "the Company".

This Agreement shall set forth the full terms and conditions agreed to between the parties about the inspection, maintenance, and rehabilitation of the Owner's 1,000,000 Gallon Legged Water Tower located on Jackson St. by the Company.

A "Contract Year" shall be defined as each consecutive 12-month period beginning the date the contract is signed and each subsequent 12-month period thereafter during the time the Contract is in effect.

### 1. COMPANY RESPONSIBILITIES

The Owner agrees to employ the Company to maintain its water storage tank in accordance with this Agreement. This Agreement binds the Company to responsibility for the care and maintenance of the above-described water storage tank. Care and maintenance shall include but not be limited to the following:

#### a. Inspection

The Company will annually inspect and service the tank by visual inspection, ROV inspection, or drain down inspection. A condition report with photo documentation shall be submitted to the Owner following each inspection. In years when a visual inspection is performed, the Company shall climb the tank to inspect all exterior coatings and for any safety, sanitary, security, and structural issues. To avoid potential contamination while the tank is in service, the tank interior wet area shall not be entered during a visual inspection but will be observed and photographed from the roof hatch. ROV inspections are done with the tank full, by use of a Remote Operated Vehicle, sanitized and lowered into the water where photos and video will be taken. In years when a clean-out inspection is performed, the interior wet area of the tank shall be entered, cleaned out, and inspected as further defined in 'part b' below. If any significant repair or need for touch up is observed, the Company will schedule a time for the Owner to drain the tank to make necessary repairs.

#### b. Tank Interior Cleaning

Beginning in 2027, and every third year thereafter (unless a change in schedule is agreed upon by both parties), the tank will be completely drained and cleaned to remove and properly dispose of all sediment and other accumulations that might be harmful to the tank or its contents (not including staining). The tank interior will be rinsed using high-

pressure wash equipment. Any necessary coating touch up will be done at time of cleaning to extend coating life. The Company will furnish relief valves, if needed, to install in the water system so the Owner can pump direct to maintain water pressure while the tank is being serviced.

#### c. Disinfection

After cleaning is completed, the interior will be inspected and disinfected by the Company prior to returning to service. When ROV inspection is performed, the unit will be sanitized on site prior to use. Water sampling and testing will be the responsibility of the Owner.

#### d. Painting

The Company will clean and repaint the interior and/or exterior of the tanks at such time as painting is needed, but at a minimum in accordance with the schedule provided by the Company, unless otherwise authorized and extended by the Owner in writing. The need for interior painting will be determined by the thickness of the existing lining and its protective condition. The need for exterior painting will be determined by the appearance and protective condition of the existing paint. Unless agreed upon in writing by both parties, coating renovations shall be performed no later than 14 years from one interior renovation to the next and no later than 12 years from one exterior renovation to the next, for as long as the Owner remains under contract. Prior to this contract, the exterior was last painted in 2022 and the interior wet area in 2025, and future painting intervals will start on those dates. When painting is needed, all products and procedures will be equal to, or exceed the requirements of the State, the American Water Works Association, and the Steel Structures Painting Council as to surface preparation, coating materials, and disinfections. Exterior logo replacement "as-is" is included and performed in conjunction with future exterior painting.

A lock will be installed on the roof hatch and ladder gate (if applicable) to deter against any unauthorized climbing or entry to the water tank(s). The keys will be retained by the Owner.

#### e. Engineering Services

The Company shall maintain the tank to include repairs such as manway gaskets and lids, expansion joints, sway rod adjustments, vent screen replacement, and coating repairs. If required by State Statute, drawings, plans, and specifications shall be completed by the Company and submitted to the State for proper project permitting. The cost for submission and permitting is included in the contract price.

#### f. Emergency

The Company will provide emergency service for vandalism, graffiti, and sanitation at no additional cost to the Owner. A representative from the Company will respond within 24 hours to assess the extent of the emergency repair and communicate an action plan to the Owner. Reasonable travel time must be allowed for the repair equipment and crew to reach the tank site to perform any work.

#### g. Exclusions

This Agreement does NOT include the cost for and/or liability on the part of the Company for: (1) full exterior coating removal and/or containment of the tanks at any time during the term of the Agreement (unless as defined in initial renovation scope); (2) disposal of any hazardous waste materials(unless as defined in initial renovation scope); (3) resolution of operational problems or structural damage due to cold weather; (4) repair of structural damage due to antenna installations or other attachments for which the tank was not originally designed; (5) riser pipes that are smaller than 36 inches in diameter with exception of insulation and frost jacket; (6) negligent or intentional acts of Owner's employees, invitees, agents, or contractors or subcontractor or any person or entity under Owner's control; (7) damages, whether foreseen or unforeseen, caused by the Owner's use of pressure relief valves and site conditions; (8) repairs to the foundation of the tank; (9) repair or replacement of electrical wiring or hardware; or (10) other conditions which are beyond the Company's control, including, but not limited to: acts of God and acts of terrorism. (11) Payment of prevailing wages at any time throughout the duration of this Agreement; (12) operation of the water system.

### 2. INSURANCE

The Company will furnish current certificates of insurance coverage to the Owner at the time any work is performed.

### 3. TERMINATION

This is an annual agreement and is subject to termination by the Owner upon written notice of intent to terminate which must be received by the Company ninety (90) days prior to the annual anniversary date. Notice of Termination is to be delivered by certified mail to Viking Industrial Painting PO Box 24162 Omaha, Nebraska 68124, and signed by an authorized Owner representative. The Company may not terminate the agreement unless the balance due exceeds 90 days past due.

### 4. COST AND PAYMENT TERMS

The annual maintenance fee beginning in contract Year 1 thru contract Year 3 shall be \$31,000.00 per year. However, in contract Year 4, and each third anniversary thereafter,

the annual fee shall be adjusted to reflect the current cost of service. The adjustment of the annual fee shall be limited to a maximum of 5% per annum (maximum 15% every three-year cycle). All applicable taxes are the responsibility of the Owner and are in addition to the stated costs and fees in this Contract. Payment for all annual fees shall be made quarterly per the contract terms and payment schedule below, due within 30 days upon receipt of each invoice.

Contract Year	Due Date	Amount
1 thru 3	1-Dec	\$7,750.00
	1-Mar	\$7,750.00
	1-Jun	\$7,750.00
	1-Sep	\$7,750.00
4	Quarterly Per Contract Terms	Per Contract Terms

Contract Year	1	2	3	4	5	6	7	8
North Tank - Anticipated Scope	Visual	Visual	Cleanout	Visual	Visual	Cleanout	Visual	Visual
Viking Est. Annual Cost	\$31,000.00	\$31,000.00	\$31,000.00	*\$34,720.00	*\$34,720.00	*\$34,720.00	*\$38,885.00	*\$38,885.00

9	10	11	12	13	14	15	16
Cleanout	Exterior	Visual	Cleanout	Visual	Visual	Cleanout	Int Wet/Dry
*\$38,885.00	*\$43,550.00	*\$43,550.00	*\$43,550.00	*\$48,775.00	*\$48,775.00	*\$48,775.00	*\$54,630.00

Annual maintenance fees listed with an asterisk (\*) are subject to change based on the contract terms specified in Section 4, unless agreed upon in writing by both parties. Future renovations shown in Contract Year 10 and Contract Year 16 are subject to change based on the contract terms specified in Section 1(d).

#### 5. TANK MODIFICATION

The Company's fees are based upon the existing structure and components of the tanks. *Any modifications to the tanks, including but not limited to antenna installations, shall be approved by the Company, prior to installation or modification and may result in an increase in the annual fee.*

#### 6. CHANGES IN LAW

The Owner agrees that future mandated environmental, health, safety, or labor requirements as well as changes in site conditions at the tank site which cause an increase in the cost of tank maintenance will be just cause for modification of Section 4 of this Agreement. Modification of this Agreement will reasonably reflect the increased cost of

the service with a newly negotiated annual fee.

#### 7. ASSIGNMENT

Neither the Owner nor the Company may assign or otherwise transfer all or any of its interest under this Agreement without the prior written consent of the other party. If a party agrees to such assignment, the assigning party shall remain responsible under this Agreement until its assignee assumes in full and in writing all of the obligations of the assigning party under this Agreement.

#### 8. INDEMNIFICATION

THE COMPANY AGREES TO INDEMNIFY THE OWNER AND HOLD THE OWNER HARMLESS FROM ANY AND ALL CLAIMS, DEMANDS, ACTIONS, DAMAGES, LIABILITY, AND EXPENSE IN CONNECTION WITH LOSS OF LIFE, PERSONAL INJURY, AND/OR DAMAGE TO PROPERTY CAUSED BY ANY ACT, OMISSION, OF THE COMPANY OR ITS SUBCONTRACTORS, AGENTS, OR EMPLOYEES. THE OWNER AGREES TO INDEMNIFY THE COMPANY AND HOLD THE COMPANY HARMLESS FROM ANY AND ALL CLAIMS, DEMANDS, ACTIONS, DAMAGES, LIABILITY, AND EXPENSE IN CONNECTION WITH LOSS OF LIFE, PERSONAL INJURY, AND/OR DAMAGE TO PROPERTY CAUSED BY ACT OR OMISSION OF THE OWNER OR ITS CONTRACTORS, AGENTS, OR EMPLOYEES. THE INDEMNIFICATION PROVIDED IN THIS PARAGRAPH DOES NOT AFFECT THE COMPANY'S LIMITATIONS OF LIABILITY SET FORTH IN OTHER PARAGRAPHS OF THIS AGREEMENT.

#### 9. MISCELLANEOUS

No modifications, amendments, or alterations of this Agreement may be made except in writing signed by all the parties to this Agreement. No failure or delay on the part of any party hereto in exercising any power or right hereunder shall operate as a waiver thereof. The parties expressly warrant that the individuals who sign below are authorized to bind them without further action.

#### 10. ENTIRE AGREEMENT

This Agreement and referenced incorporated documents constitute the entire agreement of the parties and supersedes all prior communications, understandings, and agreement relating to the subject matter hereof, whether oral or written.

#### 11. SEVERABILITY

If any term of this Agreement is to any extent invalid, illegal, or incapable of being enforced, such term shall be excluded to the extent of such invalidity, illegality, or unenforceability; all other terms hereof shall remain in full force and effect.

12. VISUAL INSPECTION DISCLAIMER


This Contract is based upon a visual inspection of the Tank. The Owner and the Company hereby acknowledge and agree that a visual inspection is intended to assess the condition of the Tank for all patent defects. If latent defects are identified once the tank has been drained for repairs, the Owner agrees and acknowledges that the Company shall not be responsible to repair the latent defects unless the Owner and the Company renegotiate the annual fees. The definition of a "latent defect" shall be any defect of the Tank which is not easily discovered (e.g., corrosion of the floor plates, damage to the roof of the tank which is not clearly visible during the visual inspection, etc.).

This Agreement signed this \_\_\_\_\_ day of \_\_\_\_\_, 2025.

OWNER:  
City of Beatrice, NE

COMPANY:  
Viking Painting LLC

By: \_\_\_\_\_

By:  \_\_\_\_\_

Title: \_\_\_\_\_

Title: Field Representative

Attested by: \_\_\_\_\_

Title: \_\_\_\_\_

Exhibit "B"

Water Tank Maintenance Contract



Owner: City of Beatrice, NE

Tank Description: South Tower – 500,000 Gallon Legged Tower

Tank Location: Mulberry Ave.

Date: August 27, 2025

## WATER TANK MAINTENANCE CONTRACT

This contract is entered into between the City of Beatrice, Nebraska, hereinafter referred to in this Agreement as "Owner", and Viking Painting LLC of Omaha, Nebraska hereinafter referred to in this Agreement as "the Company".

This Agreement shall set forth the full terms and conditions agreed to between the parties about the inspection, maintenance, and rehabilitation of the Owner's 500,000 Gallon Legged Water Tower located on Mulberry Ave. by the Company.

A "Contract Year" shall be defined as each consecutive 12-month period beginning the date the contract is signed and each subsequent 12-month period thereafter during the time the Contract is in effect.

### 1. COMPANY RESPONSIBILITIES

The Owner agrees to employ the Company to maintain its water storage tank in accordance with this Agreement. This Agreement binds the Company to responsibility for the care and maintenance of the above-described water storage tank. Care and maintenance shall include but not be limited to the following:

#### a. Inspection

The Company will annually inspect and service the tank by visual inspection, ROV inspection, or drain down inspection. A condition report with photo documentation shall be submitted to the Owner following each inspection. In years when a visual inspection is performed, the Company shall climb the tank to inspect all exterior coatings and for any safety, sanitary, security, and structural issues. To avoid potential contamination while the tank is in service, the tank interior wet area shall not be entered during a visual inspection but will be observed and photographed from the roof hatch. ROV inspections are done with the tank full, by use of a Remote Operated Vehicle, sanitized and lowered into the water where photos and video will be taken. In years when a clean-out inspection is performed, the interior wet area of the tank shall be entered, cleaned out, and inspected as further defined in 'part b' below. If any significant repair or need for touch up is observed, the Company will schedule a time for the Owner to drain the tank to make necessary repairs.

#### b. Tank Interior Cleaning

Beginning in 2026, and every third year thereafter (unless a change in schedule is agreed upon by both parties), the tank will be completely drained and cleaned to remove and properly dispose of all sediment and other accumulations that might be harmful to the tank or its contents (not including staining). The tank interior will be rinsed using high-

pressure wash equipment. Any necessary coating touch up will be done at time of cleaning to extend coating life. The Company will furnish relief valves, if needed, to install in the water system so the Owner can pump direct to maintain water pressure while the tank is being serviced.

#### c. Disinfection

After cleaning is completed, the interior will be inspected and disinfected by the Company prior to returning to service. When ROV inspection is performed, the unit will be sanitized on site prior to use. Water sampling and testing will be the responsibility of the Owner.

#### d. Painting

The Company will clean and repaint the interior and/or exterior of the tanks at such time as painting is needed, but at a minimum in accordance with the schedule provided by the Company, unless otherwise authorized and extended by the Owner in writing. The need for interior painting will be determined by the thickness of the existing lining and its protective condition. The need for exterior painting will be determined by the appearance and protective condition of the existing paint. Unless agreed upon in writing by both parties, coating renovations shall be performed no later than 14 years from one interior renovation to the next and no later than 12 years from one exterior renovation to the next, for as long as the Owner remains under contract. Prior to this contract, the exterior was last painted in 2021 and the interior wet area in 2024, and future painting intervals will start on those dates. When painting is needed, all products and procedures will be equal to, or exceed the requirements of the State, the American Water Works Association, and the Steel Structures Painting Council as to surface preparation, coating materials, and disinfections. Exterior logo replacement "as-is" is included and performed in conjunction with future exterior painting.

A lock will be installed on the roof hatch and ladder gate (if applicable) to deter against any unauthorized climbing or entry to the water tank(s). The keys will be retained by the Owner.

#### e. Engineering Services

The Company shall maintain the tank to include repairs such as manway gaskets and lids, expansion joints, sway rod adjustments, vent screen replacement, and coating repairs. If required by State Statute, drawings, plans, and specifications shall be completed by the Company and submitted to the State for proper project permitting. The cost for submission and permitting is included in the contract price.

#### f. Emergency

The Company will provide emergency service for vandalism, graffiti, and sanitation at no additional cost to the Owner. A representative from the Company will respond within 24 hours to assess the extent of the emergency repair and communicate an action plan to the Owner. Reasonable travel time must be allowed for the repair equipment and crew to reach the tank site to perform any work.

#### g. Exclusions

This Agreement does NOT include the cost for and/or liability on the part of the Company for: (1) full exterior coating removal and/or containment of the tanks at any time during the term of the Agreement (unless as defined in initial renovation scope); (2) disposal of any hazardous waste materials (unless as defined in initial renovation scope); (3) resolution of operational problems or structural damage due to cold weather; (4) repair of structural damage due to antenna installations or other attachments for which the tank was not originally designed; (5) riser pipes that are smaller than 36 inches in diameter with exception of insulation and frost jacket; (6) negligent or intentional acts of Owner's employees, invitees, agents, or contractors or subcontractor or any person or entity under Owner's control; (7) damages, whether foreseen or unforeseen, caused by the Owner's use of pressure relief valves and site conditions; (8) repairs to the foundation of the tank; (9) repair or replacement of electrical wiring or hardware; or (10) other conditions which are beyond the Company's control, including, but not limited to: acts of God and acts of terrorism. (11) Payment of prevailing wages at any time throughout the duration of this Agreement; (12) operation of the water system.

### 2. INSURANCE

The Company will furnish current certificates of insurance coverage to the Owner at the time any work is performed.

### 3. TERMINATION

This is an annual agreement and is subject to termination by the Owner upon written notice of intent to terminate which must be received by the Company ninety (90) days prior to the annual anniversary date. Notice of Termination is to be delivered by certified mail to Viking Industrial Painting PO Box 24162 Omaha, Nebraska 68124, and signed by an authorized Owner representative. The Company may not terminate the agreement unless the balance due exceeds 90 days past due.

### 4. COST AND PAYMENT TERMS

The annual maintenance fee beginning in contract Year 1 thru contract Year 3 shall be \$22,000.00 per year. However, in contract Year 4, and each third anniversary thereafter,

the annual fee shall be adjusted to reflect the current cost of service. The adjustment of the annual fee shall be limited to a maximum of 5% per annum (maximum 5% every three-year cycle). All applicable taxes are the responsibility of the Owner and are in addition to the stated costs and fees in this Contract. Payment for all annual fees shall be made quarterly per the contract terms and payment schedule below, due within 30 days upon receipt of each invoice.

Contract Year	Due Date	Amount
1 thru 3	1-Dec	\$5,500.00
	1-Mar	\$5,500.00
	1-Jun	\$5,500.00
	1-Sep	\$5,500.00
4	Quarterly Per Contract Terms	Per Contract Terms

Contract Year	1	2	3	4	5	6	7	8
South Tank - Anticipated Scope	Visual	Cleanout & Repairs	Visual	Visual	Cleanout	Visual	Visual	Cleanout
Viking Est. Annual Cost	\$22,000.00	\$22,000.00	\$22,000.00	*\$24,640.00	*\$24,640.00	*\$24,640.00	*\$27,600.00	*\$27,600.00

9	10	11	12	13	14	15	16
Exterior	Visual	Cleanout	Visual	Visual	Cleanout	Int Wet/Dry	Visual
*\$27,600.00	*\$30,915.00	*\$30,915.00	*\$30,915.00	*\$34,625.00	*\$34,625.00	*\$34,625.00	*\$38,780.00

Annual maintenance fees listed with an asterisk (\*) are subject to change based on the contract terms specified in Section 4, unless agreed upon in writing by both parties. Future renovations shown in Contract Year 9 and Contract Year 15 are subject to change based on the contract terms specified in Section 1(d).

## 5. TANK MODIFICATION

The Company's fees are based upon the existing structure and components of the tanks. *Any modifications to the tanks, including but not limited to antenna installations, shall be approved by the Company, prior to installation or modification and may result in an increase in the annual fee.*

## 6. CHANGES IN LAW

The Owner agrees that future mandated environmental, health, safety, or labor requirements as well as changes in site conditions at the tank site which cause an increase in the cost of tank maintenance will be just cause for modification of Section 4 of this Agreement. Modification of this Agreement will reasonably reflect the increased cost of

the service with a newly negotiated annual fee.

#### 7. ASSIGNMENT

Neither the Owner nor the Company may assign or otherwise transfer all or any of its interest under this Agreement without the prior written consent of the other party. If a party agrees to such assignment, the assigning party shall remain responsible under this Agreement until its assignee assumes in full and in writing all of the obligations of the assigning party under this Agreement.

#### 8. INDEMNIFICATION

THE COMPANY AGREES TO INDEMNIFY THE OWNER AND HOLD THE OWNER HARMLESS FROM ANY AND ALL CLAIMS, DEMANDS, ACTIONS, DAMAGES, LIABILITY, AND EXPENSE IN CONNECTION WITH LOSS OF LIFE, PERSONAL INJURY, AND/OR DAMAGE TO PROPERTY CAUSED BY ANY ACT, OMISSION, OF THE COMPANY OR ITS SUBCONTRACTORS, AGENTS, OR EMPLOYEES. THE OWNER AGREES TO INDEMNIFY THE COMPANY AND HOLD THE COMPANY HARMLESS FROM ANY AND ALL CLAIMS, DEMANDS, ACTIONS, DAMAGES, LIABILITY, AND EXPENSE IN CONNECTION WITH LOSS OF LIFE, PERSONAL INJURY, AND/OR DAMAGE TO PROPERTY CAUSED BY ACT OR OMISSION OF THE OWNER OR ITS CONTRACTORS, AGENTS, OR EMPLOYEES. THE INDEMNIFICATION PROVIDED IN THIS PARAGRAPH DOES NOT AFFECT THE COMPANY'S LIMITATIONS OF LIABILITY SET FORTH IN OTHER PARAGRAPHS OF THIS AGREEMENT.

#### 9. MISCELLANEOUS

No modifications, amendments, or alterations of this Agreement may be made except in writing signed by all the parties to this Agreement. No failure or delay on the part of any party hereto in exercising any power or right hereunder shall operate as a waiver thereof. The parties expressly warrant that the individuals who sign below are authorized to bind them without further action.

#### 10. ENTIRE AGREEMENT

This Agreement and referenced incorporated documents constitute the entire agreement of the parties and supersedes all prior communications, understandings, and agreement relating to the subject matter hereof, whether oral or written.

#### 11. SEVERABILITY

If any term of this Agreement is to any extent invalid, illegal, or incapable of being enforced, such term shall be excluded to the extent of such invalidity, illegality, or unenforceability; all other terms hereof shall remain in full force and effect.

12. VISUAL INSPECTION DISCLAIMER


This Contract is based upon a visual inspection of the Tank. The Owner and the Company hereby acknowledge and agree that a visual inspection is intended to assess the condition of the Tank for all patent defects. If latent defects are identified once the tank has been drained for repairs, the Owner agrees and acknowledges that the Company shall not be responsible to repair the latent defects unless the Owner and the Company renegotiate the annual fees. The definition of a "latent defect" shall be any defect of the Tank which is not easily discovered (e.g., corrosion of the floor plates, damage to the roof of the tank which is not clearly visible during the visual inspection, etc.).

This Agreement signed this \_\_\_\_\_ day of \_\_\_\_\_, 2025.

OWNER:  
City of Beatrice, NE

COMPANY:  
Viking Painting LLC

By: \_\_\_\_\_

By:  \_\_\_\_\_

Title: \_\_\_\_\_

Title: Field Representative

Attested by: \_\_\_\_\_

Title: \_\_\_\_\_

**RESOLUTION NUMBER \_\_\_\_\_**

**WHEREAS**, Jay Husker Auto Club will be hosting a car show on Saturday, September 26, 2026; and

**WHEREAS**, Jay Husker Auto Club has requested that Court Street be closed from 3<sup>rd</sup> Street to 6<sup>th</sup> Street, between 12:00 p.m. and 9:00 p.m.; and

**WHEREAS**, Court Street is also Highway 136; and

**WHEREAS**, closure of a State Highway for a special event requires notification to the Nebraska Department of Transportation and the City's agreement to indemnify the State.

NOW, THEREFORE, BE IT RESOLVED BY THE MAYOR AND CITY COUNCIL OF THE CITY OF BEATRICE, NEBRASKA:

**SECTION 1.** That the Beatrice City Council desires to allow Jay Husker Auto Club to utilize Court Street, from 3<sup>rd</sup> Street to 6<sup>th</sup> Street, between 12:00 p.m. and 9:00 p.m. on Saturday, September 26, 2025, for a car show.

**SECTION 2.** That said portion of Court Street is located within the official corporate limits of the City of Beatrice.

**SECTION 3.** That the City of Beatrice acknowledges and accepts the duties set out in Neb. Rev. Stat. §39-1359(2)(d) and, if a claim is made against the State, shall indemnify, defend, and hold harmless the State from all claims, demands, actions, damages, and liability, including reasonable attorney's fees, that may arise as a result of the special event.

**SECTION 4.** That all resolutions or parts of resolutions in conflict herewith are hereby repealed.

RESOLUTION PASSED AND ADOPTED this 2<sup>nd</sup> day of September, 2025.

Attest:

---

Erin Saathoff, CMC, City Clerk

---

Robert Morgan, Mayor



**STREET CLOSURE**

Date and Duration of Closure: Saturday, Sept. 26, 2026 One day.

Location of Closure: Court St. from 3<sup>rd</sup> to 6<sup>th</sup>; 4<sup>th</sup> + 5<sup>th</sup> from Ella to Market.

Reason for Closure: Car Show sponsored Jay Husker Antique Car Club (aka Jay Husker Auto Club)

The City of Beatrice has a noise ordinance in effect between the hours of 10:00 p.m. and 7:00 a.m. Will your event require a noise exception? YES / **NO**

By: Pamela G. Kemper, Secretary/Treasurer  
(Signature)

Date: 8/18/2025

**BARRICADE/TRAFFIC CONE RENTAL**

Upon request, The City of Beatrice may rent out barricades and/or traffic cones. The following rental charges shall apply:

*Non-Profit Social Club*

CONTRACTORS:	GENERAL PUBLIC:	POLITICAL SUBDIVISIONS:
Barricades: \$50.00 fee/barricade/day Traffic Cones: \$15.00 fee/traffic cone	Barricades: \$25.00 deposit/barricade Traffic Cones: No Deposit - No Daily Charge	There will be no charge for barricades and/or traffic cones for any political subdivision

If the City of Beatrice/Board of Public Works delivers or picks up the barricades and/or traffic cones, **50% of the deposit shall be retained for said service.** If the barricades and/or traffic cones are picked up and returned by the general public, the deposit shall be returned in full.

**The maximum rental time for barricades and/or traffic cones is one (1) week.**

It is agreed by the undersigned to hold harmless the City for any use of the rental items. It is further agreed that any damage, other than reasonable wear and tear, may be withheld by the City from the deposit and any additional damages shall be paid for by the undersigned. It is further agreed that these rental items shall be returned to the City immediately upon their demand.

Name: Jay Husker Auto Club Contact #: 402-540-7759  
*Pam Kemper, Secretary*

Address: 707 S. 25<sup>th</sup> St., Beatrice NE 68310

Number of Rental Items Requested: Barricades 8 Traffic Cones 16 Signs TBD

Date to be  Delivered  Picked-up: 9/26/2026 Date to be  Picked-up  Returned: 9/27/2026 A.M.

Location of Use: Entrance of each closed street (double for each Court St. entrance) Total Deposit/Fee Required: ?

**Approved by:**

\_\_\_\_\_  
City Administrator Date: \_\_\_\_\_

\_\_\_\_\_  
Fire Chief Date: \_\_\_\_\_

\_\_\_\_\_  
Police Chief Date: \_\_\_\_\_

\_\_\_\_\_  
Street Superintendent Date: \_\_\_\_\_

or after 8 a.m. on 9/26/2026



# CERTIFICATE OF LIABILITY INSURANCE

DATE (MM/DD/YYYY)  
08/08/2025

THIS CERTIFICATE IS ISSUED AS A MATTER OF INFORMATION ONLY AND CONFERS NO RIGHTS UPON THE CERTIFICATE HOLDER. THIS CERTIFICATE DOES NOT AFFIRMATIVELY OR NEGATIVELY AMEND, EXTEND OR ALTER THE COVERAGE AFFORDED BY THE POLICIES BELOW. THIS CERTIFICATE OF INSURANCE DOES NOT CONSTITUTE A CONTRACT BETWEEN THE ISSUING INSURER(S), AUTHORIZED REPRESENTATIVE OR PRODUCER, AND THE CERTIFICATE HOLDER.

**IMPORTANT:** If the certificate holder is an ADDITIONAL INSURED, the policy(ies) must have ADDITIONAL INSURED provisions or be endorsed. If SUBROGATION IS WAIVED, subject to the terms and conditions of the policy, certain policies may require an endorsement. A statement on this certificate does not confer rights to the certificate holder in lieu of such endorsement(s).

<b>PRODUCER</b> Hagerty Insurance Agency, LLC 121 Drivers Edge  Traverse City MI 49684-1303	<b>CONTACT NAME:</b> PHONE (A/C, No, Ext): (888) 216-2420      FAX (A/C, No): E-MAIL ADDRESS: aknorpp@hagerty.com	
	<b>INSURER(S) AFFORDING COVERAGE</b> INSURER A: Markel Insurance Company	<b>NAIC #</b> 38970
<b>INSURED</b> Jayhusker Antique Car Club  3119 Scott Street  Beatrice NE 68310	<b>INSURER B:</b>	
	<b>INSURER C:</b>	
	<b>INSURER D:</b>	
	<b>INSURER E:</b>	
	<b>INSURER F:</b>	

**COVERAGES**      MD      **CERTIFICATE NUMBER:** Cert ID 21717 (1)      **REVISION NUMBER:**

THIS IS TO CERTIFY THAT THE POLICIES OF INSURANCE LISTED BELOW HAVE BEEN ISSUED TO THE INSURED NAMED ABOVE FOR THE POLICY PERIOD INDICATED. NOTWITHSTANDING ANY REQUIREMENT, TERM OR CONDITION OF ANY CONTRACT OR OTHER DOCUMENT WITH RESPECT TO WHICH THIS CERTIFICATE MAY BE ISSUED OR MAY PERTAIN, THE INSURANCE AFFORDED BY THE POLICIES DESCRIBED HEREIN IS SUBJECT TO ALL THE TERMS, EXCLUSIONS AND CONDITIONS OF SUCH POLICIES. LIMITS SHOWN MAY HAVE BEEN REDUCED BY PAID CLAIMS.

INSR LTR	TYPE OF INSURANCE	ADDL INSD	SUBR WVD	POLICY NUMBER	POLICY EFF (MM/DD/YYYY)	POLICY EXP (MM/DD/YYYY)	LIMITS	
A	<input checked="" type="checkbox"/> COMMERCIAL GENERAL LIABILITY <input type="checkbox"/> CLAIMS-MADE <input checked="" type="checkbox"/> OCCUR  GEN'L AGGREGATE LIMIT APPLIES PER: <input checked="" type="checkbox"/> POLICY <input type="checkbox"/> PRO-JECT <input type="checkbox"/> LOC OTHER:			CVG10358-04	05/20/2025	05/20/2026	EACH OCCURRENCE	\$ 2,000,000
							DAMAGE TO RENTED PREMISES (Ea occurrence)	\$ 100,000
							MED EXP (Any one person)	\$ 10,000
							PERSONAL & ADV INJURY	\$ 2,000,000
							GENERAL AGGREGATE	\$ 4,000,000
							PRODUCTS - COMP/OP AGG	\$ 2,000,000
								\$
	<b>AUTOMOBILE LIABILITY</b> <input type="checkbox"/> ANY AUTO <input type="checkbox"/> OWNED AUTOS ONLY <input type="checkbox"/> SCHEDULED AUTOS <input type="checkbox"/> HIRED AUTOS ONLY <input type="checkbox"/> NON-OWNED AUTOS ONLY <input type="checkbox"/> AUTOS ONLY						COMBINED SINGLE LIMIT (Ea accident)	\$
							BODILY INJURY (Per person)	\$
							BODILY INJURY (Per accident)	\$
							PROPERTY DAMAGE (Per accident)	\$
								\$
	<b>UMBRELLA LIAB</b> <input type="checkbox"/> OCCUR <b>EXCESS LIAB</b> <input type="checkbox"/> CLAIMS-MADE DED    RETENTION \$						EACH OCCURRENCE	\$
							AGGREGATE	\$
								\$
	<b>WORKERS COMPENSATION AND EMPLOYERS' LIABILITY</b> ANY PROPRIETOR/PARTNER/EXECUTIVE OFFICER/MEMBER EXCLUDED? (Mandatory in NH) If yes, describe under DESCRIPTION OF OPERATIONS below		Y/N N/A				PER STATUTE    OTH-ER	
							E.L. EACH ACCIDENT	\$
							E.L. DISEASE - EA EMPLOYEE	\$
							E.L. DISEASE - POLICY LIMIT	\$
								\$
								\$

DESCRIPTION OF OPERATIONS / LOCATIONS / VEHICLES (ACORD 101, Additional Remarks Schedule, may be attached if more space is required)

<b>CERTIFICATE HOLDER</b>  The City of Beatrice  400 Ella St.  Beatrice NE 68310	<b>CANCELLATION</b>  SHOULD ANY OF THE ABOVE DESCRIBED POLICIES BE CANCELLED BEFORE THE EXPIRATION DATE THEREOF, NOTICE WILL BE DELIVERED IN ACCORDANCE WITH THE POLICY PROVISIONS.
	<b>AUTHORIZED REPRESENTATIVE</b> 

RESOLUTION NUMBER \_\_\_\_

**WHEREAS**, Main Street Beatrice will be hosting the Night of the Great Pumpkin on Thursday, October 23, 2025; and

**WHEREAS**, Main Street Beatrice has requested that Court Street be closed from 3<sup>rd</sup> Street to 7<sup>th</sup> Street, between 3:30 p.m. and 7:45 p.m.; and

**WHEREAS**, Court Street is also Highway 136; and

**WHEREAS**, closure of a State Highway for a special event requires notification to the Nebraska Department of Transportation and the City's agreement to indemnify the State.

NOW, THEREFORE, BE IT RESOLVED BY THE MAYOR AND CITY COUNCIL OF THE CITY OF BEATRICE, NEBRASKA:

**SECTION 1.** That the Beatrice City Council desires to allow Main Street Beatrice to utilize Court Street from 3<sup>rd</sup> Street to 7<sup>th</sup> Street, between 3:30 p.m. and 7:45 p.m. on Thursday, October 23, 2025 for the Night of the Great Pumpkin.

**SECTION 2.** That said portion of Court Street is located within the official corporate limits of the City of Beatrice.

**SECTION 3.** That the City of Beatrice acknowledges and accepts the duties set out in Neb. Rev. Stat. §39-1359(2)(d) and, if a claim is made against the State, shall indemnify, defend, and hold harmless the State from all claims, demands, actions, damages, and liability, including reasonable attorney's fees, that may arise as a result of the special event.

**SECTION 4.** That all resolutions or parts of resolutions in conflict herewith are hereby repealed.

RESOLUTION PASSED AND ADOPTED this 2<sup>nd</sup> day of September, 2025.

Attest:

\_\_\_\_\_  
Erin Saathoff, MMC, City Clerk

\_\_\_\_\_  
Robert Morgan, Mayor



August 28, 2025

Ms. Erin Saathoff  
Beatrice City Clerk  
400 Ella Street  
Beatrice, NE 68310

Erin Saathoff,

Main Street Beatrice plans to once again host the popular family-focused event, Night of the Great Pumpkin. Night of the Great Pumpkin features activities such as trick-or-treating at local businesses, free pumpkins and treat give away, games, etc. The 2025 event will be held on Thursday, October 23<sup>rd</sup>.

We respectfully request that Court Street (HWY 136/4) be closed from 3<sup>rd</sup> to 7<sup>th</sup> Streets (with 6<sup>th</sup> Street left open) from 3:30pm to 7:45pm. As in past years, we also request the help of the Street Department in providing barricades to effectively close the streets and keep the hundreds of participating children and families safe during the event.

We will be sharing the date of this annual event with downtown businesses and reminding business owners of the plans to close Court Street for a short time to ensure safety during the Night of the Great Pumpkin event.

If you have any questions, please contact us at Main Street Beatrice at 402-223-3244.

Thank you for your time and assistance.

Sincerely,

A handwritten signature in black ink, appearing to read "Virginia Gifford".

Virginia Gifford  
Executive Director  
Main Street Beatrice

205 N 4<sup>th</sup> Street - Beatrice, NE 68310 - 402-223-3244 - [director@mainstreetbeatrice.org](mailto:director@mainstreetbeatrice.org)

City of Beatrice  
IN  
Gage County, Nebraska

**NOTICE OF BUDGET HEARING AND BUDGET SUMMARY**

PUBLIC NOTICE is hereby given, in compliance with the provisions of State Statute Sections 13-501 to 13-513, that the governing body will meet on the 2nd day of September 2025, at 6:00 o'clock P.M., at BPS Admin Meeting Room, 320 N 5th, Beatrice NE for the purpose of hearing support, opposition, criticism, suggestions or observations of taxpayers relating to the following proposed budget. The budget detail is available at the office of the Clerk during regular business hours.

2023-2024 Actual Disbursements & Transfers	\$ 61,137,591.00
2024-2025 Actual/Estimated Disbursements & Transfers	\$ 72,855,218.00
2025-2026 Proposed Budget of Disbursements & Transfers	\$ 76,957,272.00
2025-2026 Necessary Cash Reserve	\$ 25,129,106.00
2025-2026 Total Resources Available	\$ 102,086,378.00
Total 2025-2026 Personal & Real Property Tax Requirement	\$ 3,811,235.00
Unused Budget Authority Created For Next Year	\$ 31.31

**Breakdown of Property Tax:**

Personal and Real Property Tax Required for Non-Bond Purposes	\$ 3,718,820.00
Personal and Real Property Tax Required for Bonds	\$ 92,415.00

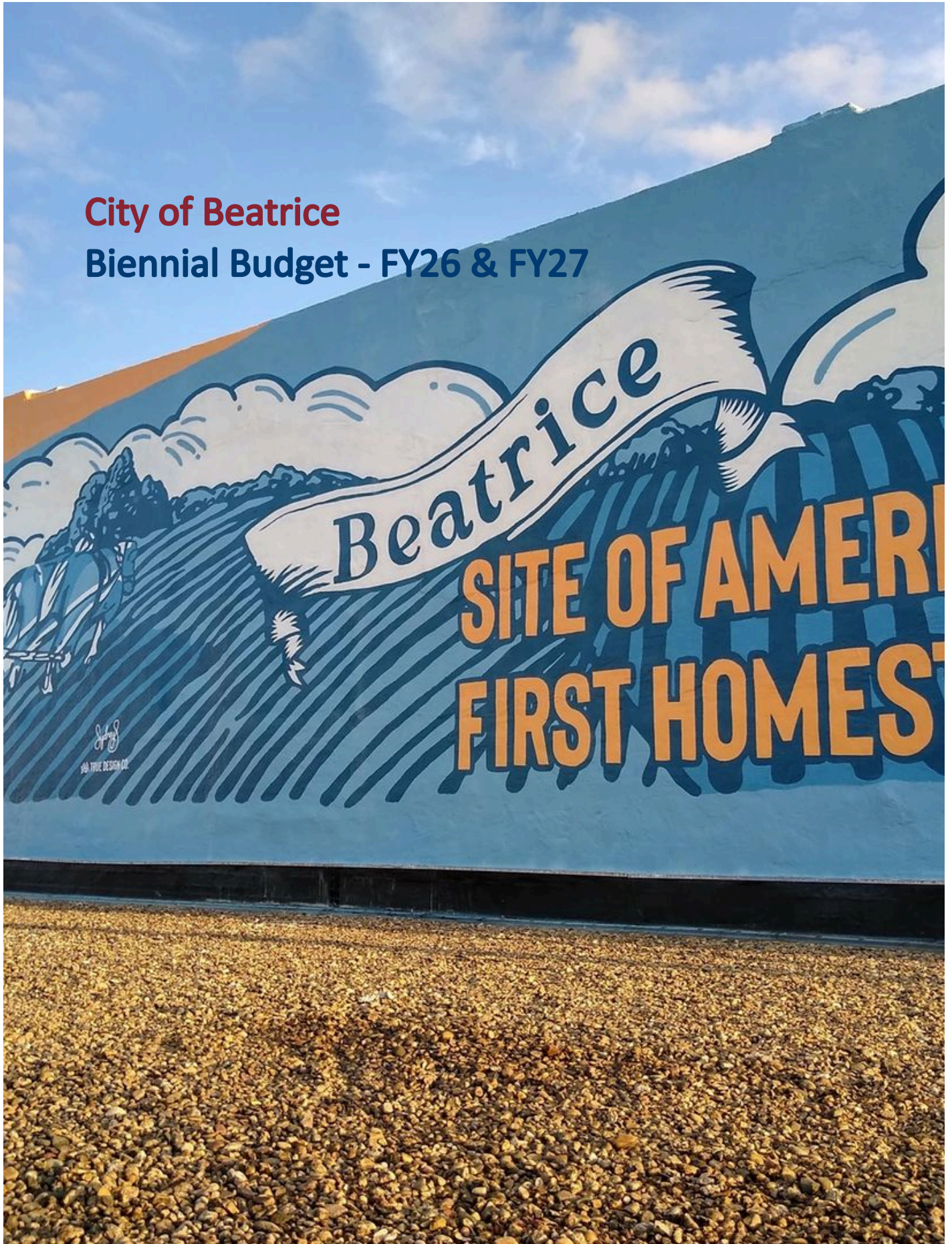
**NOTICE OF SPECIAL HEARING TO SET FINAL TAX REQUEST**

PUBLIC NOTICE is hereby given, in compliance with the provisions of State Statute Section 77-1632, that the governing body will meet on the 15th day of September 2025, at 6:00 o'clock P.M., at BPS Admin Meeting Room, 320 N 5th, Beatrice NE for the purpose of hearing support, opposition, criticism, suggestions or observations of taxpayers relating to setting the final tax request.

	2024	2025	Change
Operating Budget	75,940,678.00	76,957,272.00	1%
Property Tax Request	\$ 3,363,300.00	\$ 3,811,235.00	13%
Valuation	969,090,238	1,033,154,952	7%
Tax Rate	0.347058	0.368893	6%
Tax Rate if Prior Tax Request was at Current Valuation	0.325537		

**City of Beatrice**

**Biennial Budget - FY26 & FY27**





# TABLE OF CONTENTS

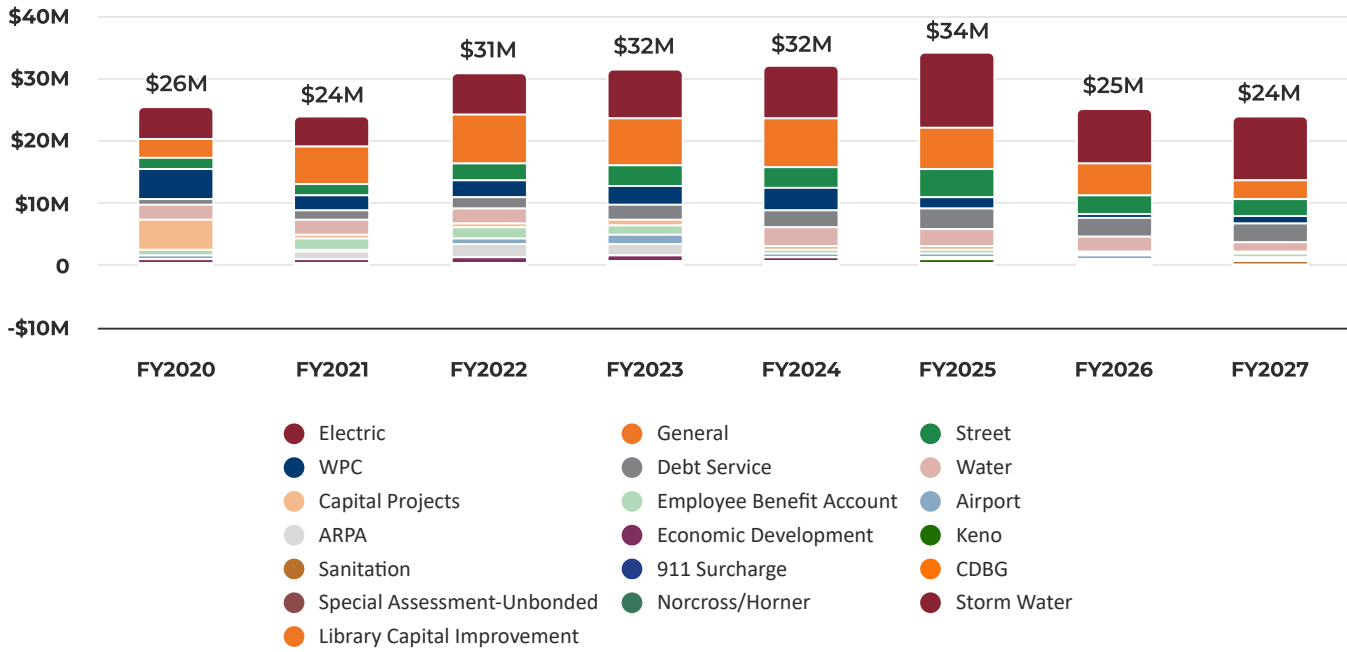
---

<b>1.0 Funds Summary Overview</b> .....	<b>3</b>
1.1 Consolidated Fund Summary .....	4
1.2 General Fund .....	5
1.3 Street Fund .....	13
1.4 Airport Fund .....	18
1.5 Sanitation Fund .....	23
1.6 BPW Funds .....	28
1.7 Other Funds .....	33
1.7.1 Employee Benefit Account .....	34
1.7.2 Keno .....	35
1.7.3 CDBG .....	36
1.7.4 Debt Service Fund .....	38
1.7.5 Information Technology Services Fund .....	40
1.7.6 Norcross/Horner .....	42
1.7.7 Special Assessment-Unbonded .....	43
1.7.8 Economic Development .....	44
1.7.9 911 Surcharge .....	46
1.7.10 Community Redevelopment Authority .....	47
1.7.11 Capital Projects Fund .....	48
<b>2.0 Capital Improvement Plan</b> .....	<b>50</b>
2.1 Departments .....	51
2.2 Funding Sources .....	57
<b>4.0 Funding Sources Overview</b> .....	<b>63</b>
4.1 Taxes .....	64
4.2 Intergovernmental Revenue .....	71
4.3 Utility Sales and Charges for Services .....	73
4.4 Miscellaneous Revenues & Other Finance Sources .....	75

# Funds Summary Overview

# Consolidated Fund Balances

Fund Balance Projections



## Fund Balances at Fiscal Year End

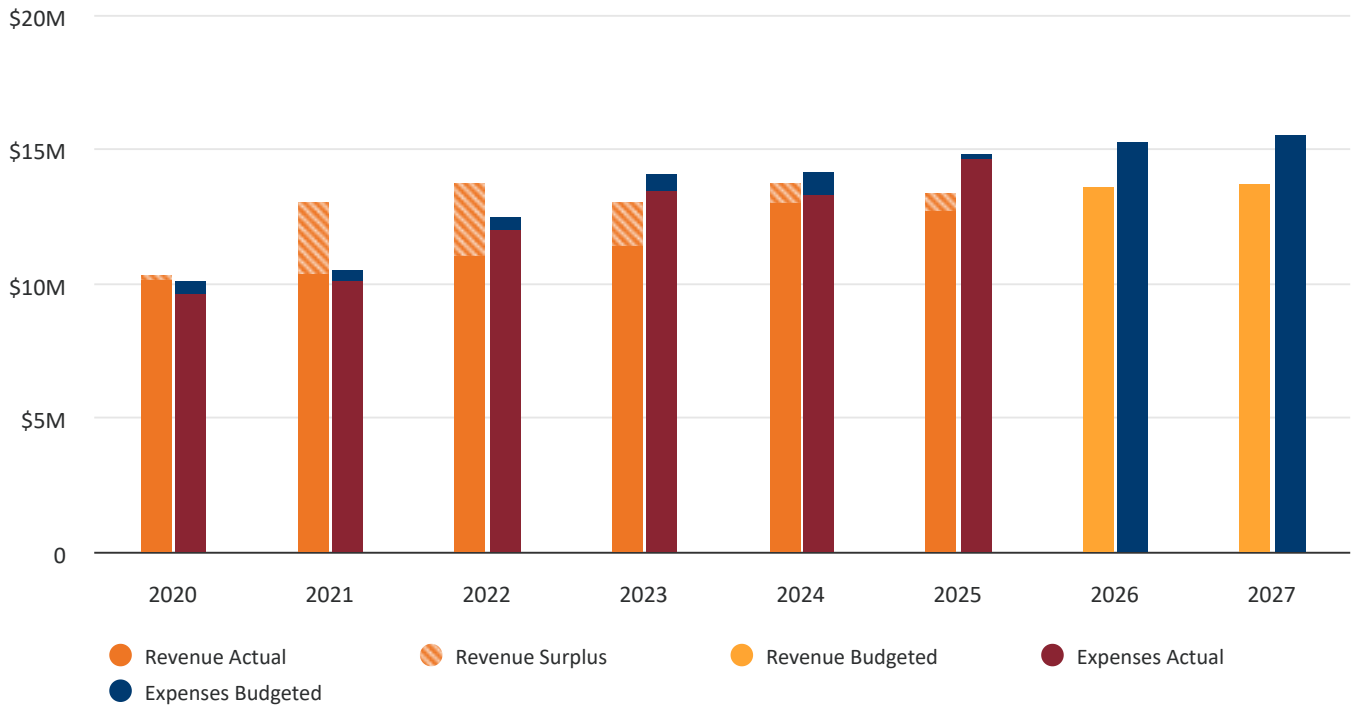
Fund Balance	FY 2019	FY 2020	FY 2021	FY 2022	FY 2023	FY 2024	FY 2025	FY 2026	FY 2027	FY 2025 vs. FY 2026 (\$ Change)
General	2,456,293	3,133,061	6,072,512	7,833,513	7,429,362	7,864,057	6,625,572	5,004,390	3,197,115	-1,621,182
Employee Benefit Account	38,713	820,163	1,632,513	1,744,200	1,552,019	569,778	521,778	521,778	521,778	-
Street	1,863,686	1,743,311	1,899,180	2,696,917	3,312,610	3,411,789	4,440,302	3,033,538	2,694,056	-1,406,764
Keno	213,569	1,474	102,797	242,586	319,777	419,621	519,621	564,621	202,121	45,000
CDBG	308,042	319,642	115,082	72,491	180	-	-	-	-	-
Storm Water	20,262	4,162	-	-	-	-	-	-	-	-
Airport	447,569	439,654	431,099	1,042,452	1,410,282	652,779	688,991	512,704	404,897	-176,287
Library Capital Improvement	27,579	16	-	-	-	-	-	-	-	-
Norcross/Horner	6,610	6,677	6,709	6,721	6,774	6,871	6,871	6,871	6,871	-
Debt Service	75,304	834,205	1,396,959	1,781,399	2,285,448	2,692,356	3,113,121	3,081,094	2,998,129	-32,027
Capital Projects	781,451	4,900,699	787,393	745,942	1,056,340	416,219	489,445	210,220	220,420	-279,225
ARPA	-	-	1,088,760	2,086,165	1,789,397	-	-	-	-	-
Special Assessment-Unbonded	-	-	-	533	11,415	19,626	25,196	30,661	36,016	5,465
Economic Development	583,700	718,396	721,222	742,375	958,474	563,229	254,860	101,418	77,521	-153,442
911 Surcharge	48,982	73,653	97,453	122,542	94,693	114,821	62,321	84,321	106,321	22,000
Sanitation	-	-	38,288	46,471	224,973	236,448	431,483	152,443	560,392	-279,040
Electric	5,406,310	5,207,339	4,707,127	6,726,237	8,069,624	8,281,695	12,236,873	8,827,882	10,176,844	-3,408,991
Water	2,234,784	2,365,736	2,411,873	2,312,711	-103,467	3,232,746	2,908,795	2,309,014	1,643,942	-599,781
WPC	4,279,981	4,963,453	2,287,129	2,670,651	2,985,270	3,426,745	1,909,473	685,813	1,089,082	-1,223,660
<b>Total Fund Balance</b>	<b>18,792,835</b>	<b>25,531,641</b>	<b>23,796,096</b>	<b>30,873,906</b>	<b>31,403,171</b>	<b>31,908,780</b>	<b>34,234,702</b>	<b>25,126,768</b>	<b>23,935,505</b>	<b>-9,107,934</b>

# General Fund

The General Fund is the chief operating fund of the City of Beatrice and consists of Administration, Community Development, Police, Fire, Public Properties, and Library.

## Summary

Revenues vs Expenditures Summary



## Comprehensive Fund Summary

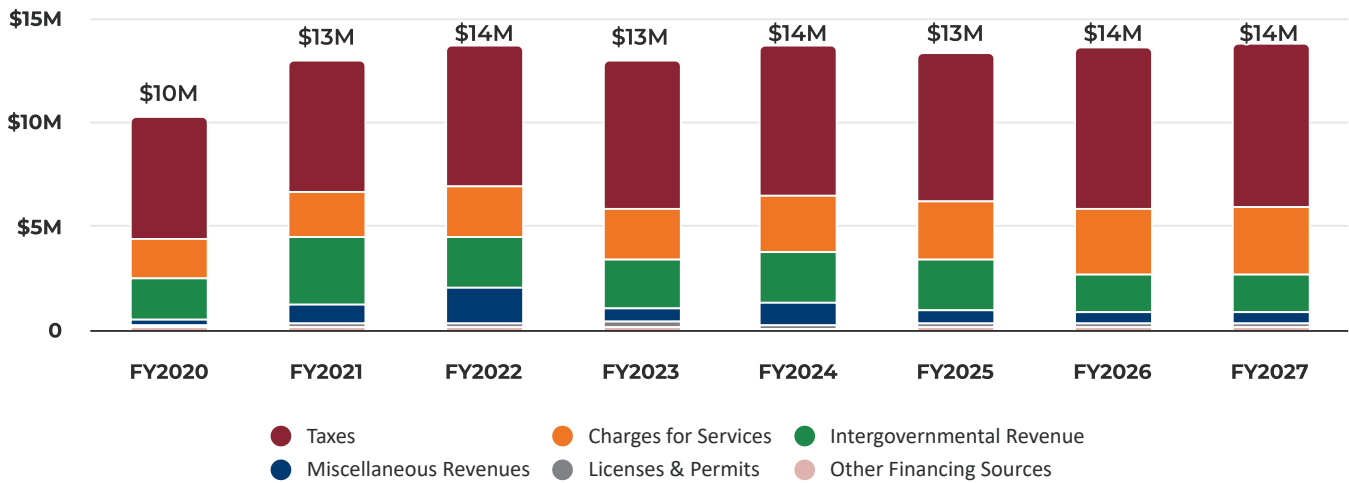
### Comprehensive Fund Summary

Category	FY 2023 YTD	FY 2024 YTD	FY2025 Original	FY 2025 Projected	FY 2026 Budgeted	FY 2027 Forecasted
<b>Beginning Fund Balance</b>	7,833,513	7,429,362	7,864,057	7,864,057	6,625,572	5,004,390
<b>Revenues</b>						
Taxes	7,180,548	7,200,664	7,161,500	7,139,100	7,746,500	7,846,500
Licenses & Permits	325,030	156,066	201,100	177,800	201,300	201,300
Intergovernmental Revenue	2,338,929	2,422,882	2,294,604	2,526,696	1,803,516	1,817,219
Charges for Services	2,452,073	2,782,999	2,562,573	2,788,923	3,192,944	3,217,669
Miscellaneous Revenues	592,349	1,047,630	440,070	604,220	555,100	556,540
Other Financing Sources	101,533	78,378	79,801	115,801	96,155	96,155
<b>Total Revenues</b>	<b>12,990,462</b>	<b>13,688,617</b>	<b>12,739,648</b>	<b>13,352,540</b>	<b>13,595,515</b>	<b>13,735,383</b>
<b>Expenditures</b>						
Personal Services	8,885,048	9,285,811	9,882,250	9,929,440	11,112,071	11,688,867
Other Services & Charges	1,056,872	1,419,869	1,370,709	1,516,254	1,641,589	1,762,676

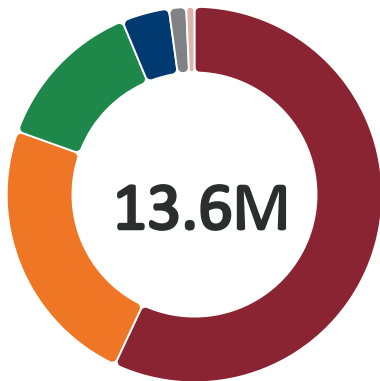
Category	FY 2023 YTD	FY 2024 YTD	FY2025 Original	FY 2025 Projected	FY 2026 Budgeted	FY 2027 Forecasted
Supplies	426,352	456,530	495,850	489,177	519,245	529,922
Capital Outlays	559,702	687,522	262,075	245,925	250,221	251,027
Contingency	85,267	7,335	125,000	65,000	125,000	125,000
Contractual Services	254,635	463,255	488,566	712,316	284,066	284,066
Interfund Transfers	2,126,711	933,601	2,184,600	1,632,913	1,284,505	901,100
<b>Total Expenditures</b>	<b>13,394,587</b>	<b>13,253,922</b>	<b>14,809,050</b>	<b>14,591,025</b>	<b>15,216,697</b>	<b>15,542,658</b>
<b>Total Revenues Less Expenditures</b>	<b>-404,125</b>	<b>434,695</b>	<b>-2,069,402</b>	<b>-1,238,485</b>	<b>-1,621,182</b>	<b>-1,807,275</b>
<b>Ending Fund Balance</b>	<b>7,429,388</b>	<b>7,864,057</b>	<b>5,794,655</b>	<b>6,625,572</b>	<b>5,004,390</b>	<b>3,197,115</b>

## Revenues by Object Summary

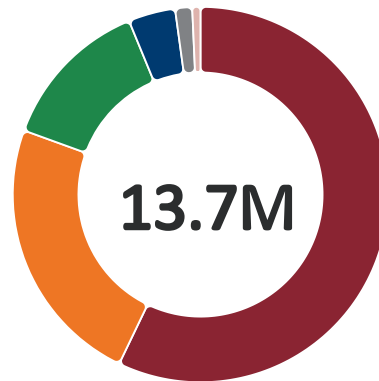
Historical Revenue by Object Summary



FY26 Revenues by Object Summary



FY27 Revenues by Object Summary



Taxes	\$7,746,500	56.98%
Charges for Services	\$3,192,944	23.49%
Intergovernmental Revenue	\$1,803,516	13.27%
Miscellaneous Revenues	\$555,100	4.08%
Licenses & Permits	\$201,300	1.48%
Other Financing Sources	\$96,155	0.71%

Taxes	\$7,846,500	57.13%
Charges for Services	\$3,217,669	23.43%
Intergovernmental Revenue	\$1,817,219	13.23%
Miscellaneous Revenues	\$556,540	4.05%
Licenses & Permits	\$201,300	1.47%
Other Financing Sources	\$96,155	0.70%

## Revenues by Object Summary

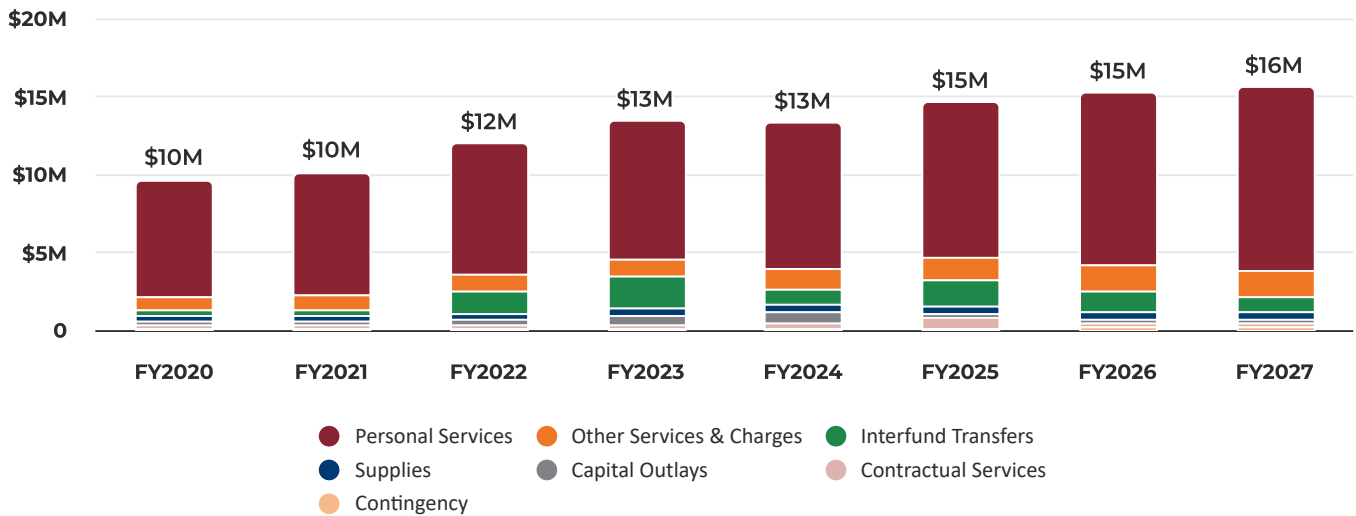
Category	FY 2023 YTD	FY 2024 YTD	FY2025 Original	FY 2025 Projected	FY 2026 Budgeted	FY 2027 Forecasted	FY25 Proj. vs. FY26 Bud (% Change)
Taxes	7,180,548	7,200,664	7,161,500	7,139,100	7,746,500	7,846,500	8.51%
Licenses & Permits	325,030	156,066	201,100	177,800	201,300	201,300	13.22%
Intergovernmental Revenue	2,338,929	2,422,882	2,294,604	2,526,696	1,803,516	1,817,219	-28.62%
Charges for Services	2,452,073	2,782,999	2,562,573	2,788,923	3,192,944	3,217,669	14.49%
Miscellaneous Revenues	592,349	1,047,630	440,070	604,220	555,100	556,540	-8.13%
Other Financing Sources	101,533	78,378	79,801	115,801	96,155	96,155	-16.97%
<b>Total Revenues</b>	<b>12,990,462</b>	<b>13,688,617</b>	<b>12,739,648</b>	<b>13,352,540</b>	<b>13,595,515</b>	<b>13,735,383</b>	<b>1.82%</b>

**Intergovernmental Revenue** - Decrease in 911 funds, decrease in Victim Assistance grant, several Federal grants have ended

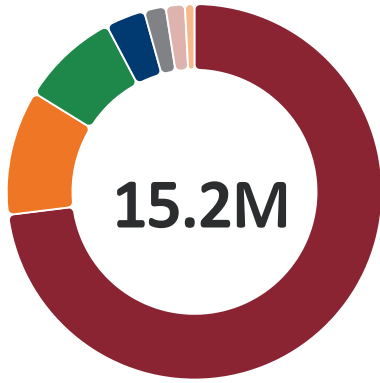
**Charges for Services** - Proposed ambulance rate increase

## Expenditures by Object Summary

Historical Expenditures by Object Summary

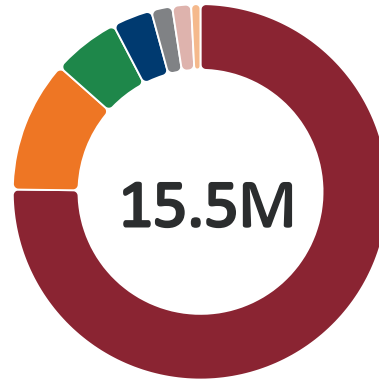


### FY26 Expenditures by Object Summary



● Personal Services	<b>\$11,112,071</b>	73.03%
● Other Services & Charges	<b>\$1,641,589</b>	10.79%
● Interfund Transfers	<b>\$1,284,505</b>	8.44%
● Supplies	<b>\$519,245</b>	3.41%
● Contractual Services	<b>\$284,066</b>	1.87%
● Capital Outlays	<b>\$250,221</b>	1.64%
● Contingency	<b>\$125,000</b>	0.82%

### FY27 Expenditures by Object Summary



● Personal Services	<b>\$11,688,867</b>	75.21%
● Other Services & Charges	<b>\$1,762,676</b>	11.34%
● Interfund Transfers	<b>\$901,100</b>	5.80%
● Supplies	<b>\$529,922</b>	3.41%
● Contractual Services	<b>\$284,066</b>	1.83%
● Capital Outlays	<b>\$251,027</b>	1.62%
● Contingency	<b>\$125,000</b>	0.80%

### Expenditures by Object Summary

Category	FY 2023 YTD	FY 2024 YTD	FY2025 Original	FY 2025 Projected	FY 2026 Budgeted	FY 2027 Forecasted	FY25 Proj. vs. FY26 Bud (% Change)
Personal Services	8,885,048	9,285,811	9,882,250	9,929,440	11,112,071	11,688,867	11.91%
Other Services & Charges	1,056,872	1,419,869	1,370,709	1,516,254	1,641,589	1,762,676	8.27%
Supplies	426,352	456,530	495,850	489,177	519,245	529,922	6.15%
Capital Outlays	559,702	687,522	262,075	245,925	250,221	251,027	1.75%
Contingency	85,267	7,335	125,000	65,000	125,000	125,000	92.31%
Contractual Services	254,635	463,255	488,566	712,316	284,066	284,066	-60.12%
Interfund Transfers	2,126,711	933,601	2,184,600	1,632,913	1,284,505	901,100	-21.34%
<b>Total Expenditures</b>	<b>13,394,587</b>	<b>13,253,922</b>	<b>14,809,050</b>	<b>14,591,025</b>	<b>15,216,697</b>	<b>15,542,658</b>	<b>4.29%</b>

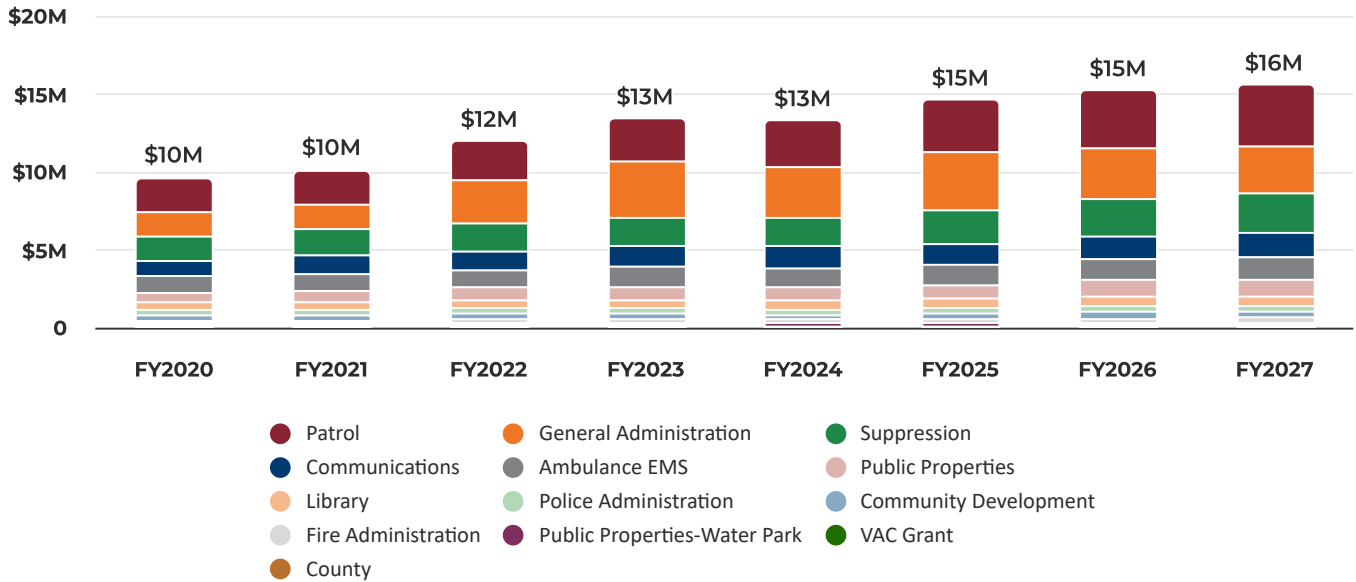
**Personal Services** - Union wage increases from 2.5% - 4%, increase in health insurance funding, increase in retirement percentage for sworn officers and firefighters, addition of part-time year-round Public Properties employee

**Other Services & Charges** - IT expenses moving to IT Fund, now includes IT labor

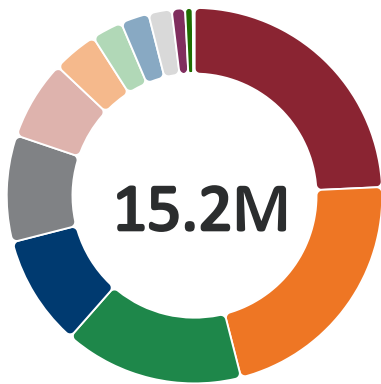
**Contractual Services** - End of several Federal grants

## Expenditures by Sub Department

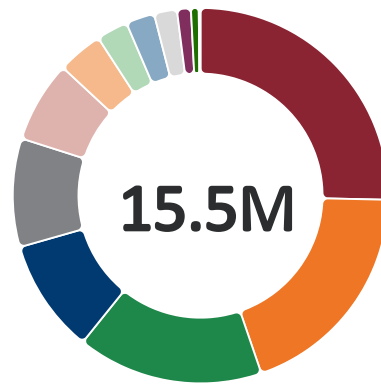
### Historical Expenditures by Sub Department



### FY26 Expenditures by Sub Department



### FY27 Expenditures by Sub Department



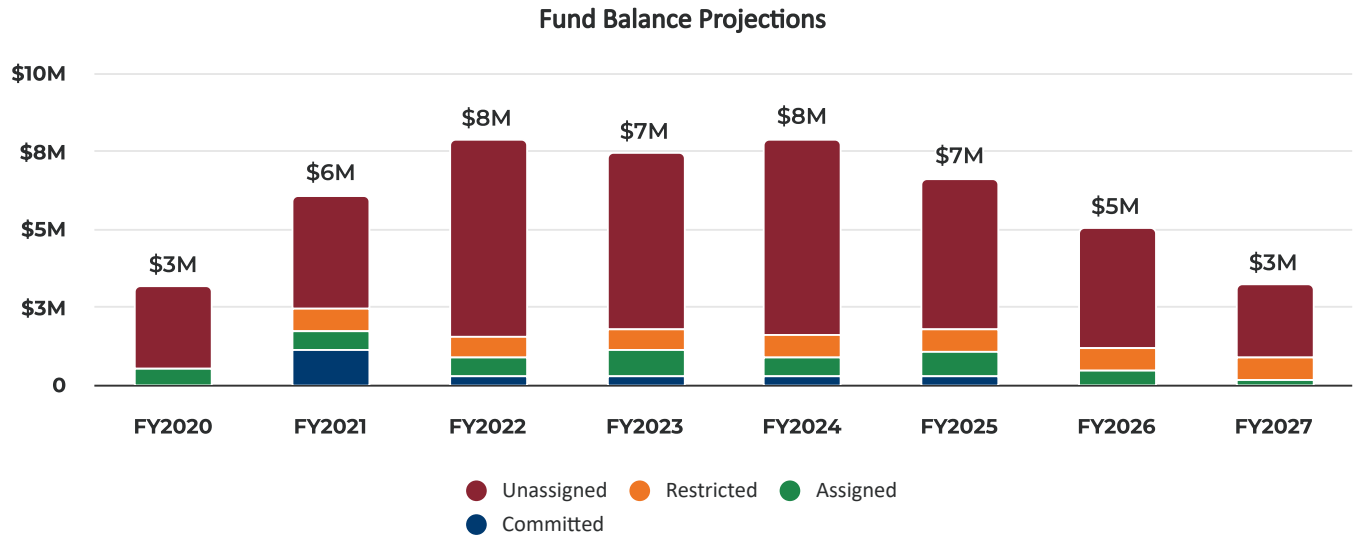
Patrol	\$3,692,611	24.27%
General Administration	\$3,309,379	21.75%
Suppression	\$2,353,567	15.47%
Communications	\$1,449,928	9.53%
Ambulance EMS	\$1,398,506	9.19%
Public Properties	\$1,039,441	6.83%
Library	\$593,331	3.90%
Police Administration	\$408,126	2.68%
Community Development	\$369,539	2.43%
Fire Administration	\$306,297	2.01%
Public Properties-Water Park	\$172,778	1.14%
VAC Grant	\$100,194	0.66%
County	\$23,000	0.15%

Patrol	\$3,939,904	25.35%
General Administration	\$3,016,827	19.41%
Suppression	\$2,489,845	16.02%
Communications	\$1,523,390	9.80%
Ambulance EMS	\$1,451,645	9.34%
Public Properties	\$1,088,783	7.01%
Library	\$609,392	3.92%
Police Administration	\$419,971	2.70%
Community Development	\$382,415	2.46%
Fire Administration	\$308,142	1.98%
Public Properties-Water Park	\$184,472	1.19%
VAC Grant	\$104,872	0.67%
County	\$23,000	0.15%

## Expenditures by Sub Department

Category	FY 2023 YTD	FY 2024 YTD	FY2025 Original	FY 2025 Projected	FY 2026 Budgeted	FY 2027 Forecasted	FY25 Proj. vs. FY26 Bud (% Change)
General Administration	3,583,823	3,206,734	4,136,606	3,814,431	3,309,379	3,016,827	-13.24%
Community Development	311,483	322,135	347,833	355,177	369,539	382,415	4.04%
Police Administration	368,622	344,823	371,094	379,598	408,126	419,971	7.52%
VAC Grant	142,097	93,816	100,443	96,229	100,194	104,872	4.12%
Communications	1,340,866	1,424,977	1,418,861	1,378,569	1,449,928	1,523,390	5.18%
Patrol	2,753,275	2,964,065	3,381,749	3,291,608	3,692,611	3,939,904	12.18%
Suppression	1,823,671	1,857,594	1,975,858	2,088,377	2,353,567	2,489,845	12.70%
Ambulance EMS	1,301,292	1,225,061	1,202,165	1,292,095	1,398,506	1,451,645	8.24%
Public Properties	862,882	887,742	878,725	901,138	1,039,441	1,088,783	15.35%
Public Properties-Water Park	145,532	147,929	154,503	160,496	172,778	184,472	7.65%
Library	483,415	502,243	549,474	536,994	593,331	609,392	10.49%
County	23,676	23,056	23,000	23,000	23,000	23,000	0.00%
Fire Administration	253,953	253,747	268,739	273,312	306,297	308,142	12.07%
<b>Total Expenditures</b>	<b>13,394,587</b>	<b>13,253,922</b>	<b>14,809,050</b>	<b>14,591,025</b>	<b>15,216,697</b>	<b>15,542,658</b>	<b>4.29%</b>

## Fund Balance



- **Assigned** - Lodging Tax Funds and EMS Reserve Funds
- **Committed** - CARES Funds
- **Restricted** - Gas Plant

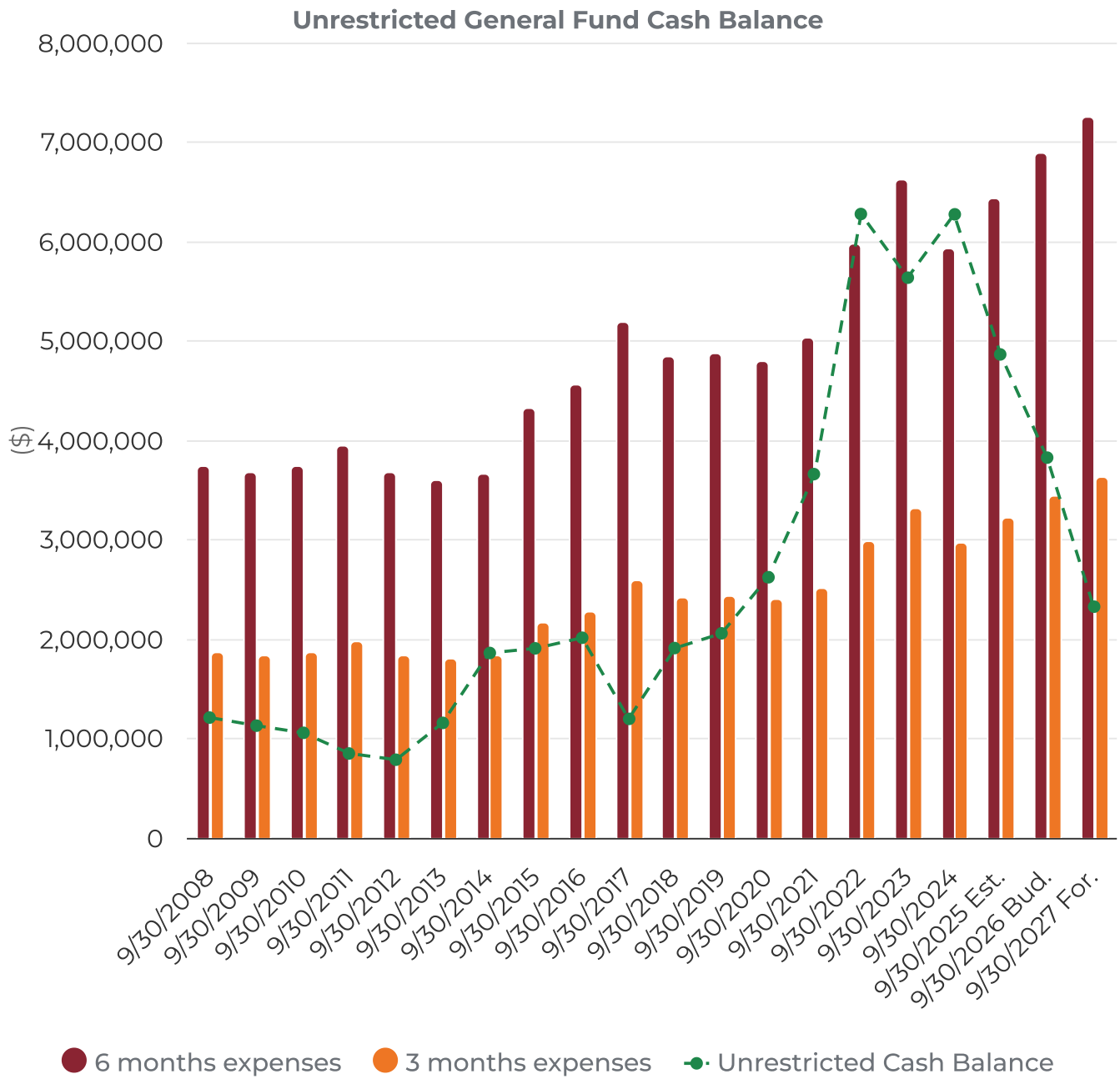
## Financial Summary

Fund Balance	FY 2019	FY 2020	FY 2021	FY 2022	FY 2023	FY 2024	FY 2025	FY 2026	FY 2027	FY 2025 vs. FY 2026 (\$ Change)
Unassigned	2,058,064	2,622,195	3,661,141	6,276,408	5,635,997	6,273,340	4,863,855	3,825,673	2,326,398	-1,038,182
Assigned	398,229	510,866	611,371	594,605	803,065	600,417	771,417	478,717	170,717	-292,700
Committed	-	-	1,100,000	262,500	290,300	290,300	290,300	-	-	-290,300
Restricted	-	-	700,000	700,000	700,000	700,000	700,000	700,000	700,000	-
<b>Total Fund Balance</b>	<b>2,456,293</b>	<b>3,133,061</b>	<b>6,072,512</b>	<b>7,833,513</b>	<b>7,429,362</b>	<b>7,864,057</b>	<b>6,625,572</b>	<b>5,004,390</b>	<b>3,197,115</b>	<b>-1,621,182</b>

### Unassigned Fund Reserve Target Levels - 25% - 50% Total Expenditures less Internal Fund Transfers and Capital Projects

- **FY25** - \$3.2M - \$6.4M
- **FY26** - \$3.4M - \$6.8M
- **FY27** - \$3.6M - \$7.2M

# Unrestricted Fund Balance with 3-month and 6-month Comparison

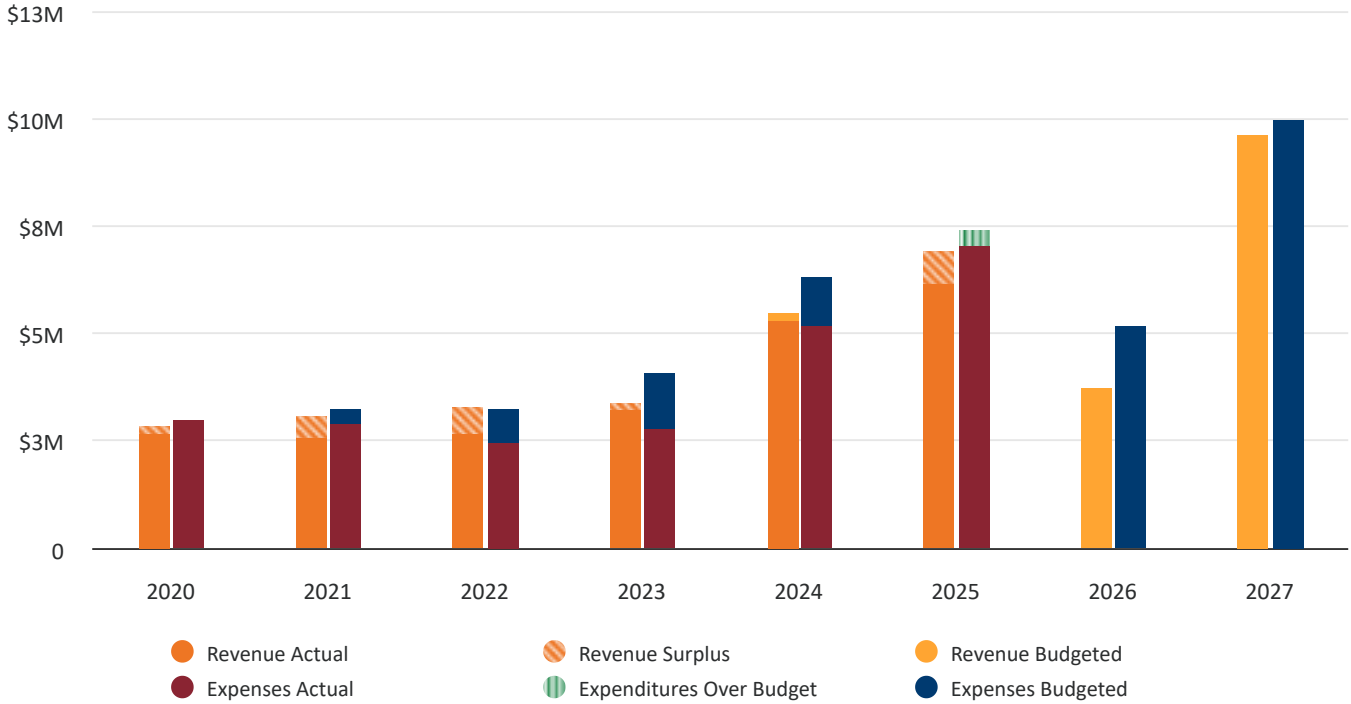


# Street Fund

The Street Fund is a special revenue fund used to account for the operation of the street department. Revenues are provided by the City's share of state gasoline taxes, in addition to the required match from the City. State law requires these taxes to be used to construct and maintain roads, streets and improvements, and for administration of the street program.

## Summary

### Revenues vs Expenditures Summary



FY27 Includes costs associated with the CAST Initiative.

## Comprehensive Fund Summary

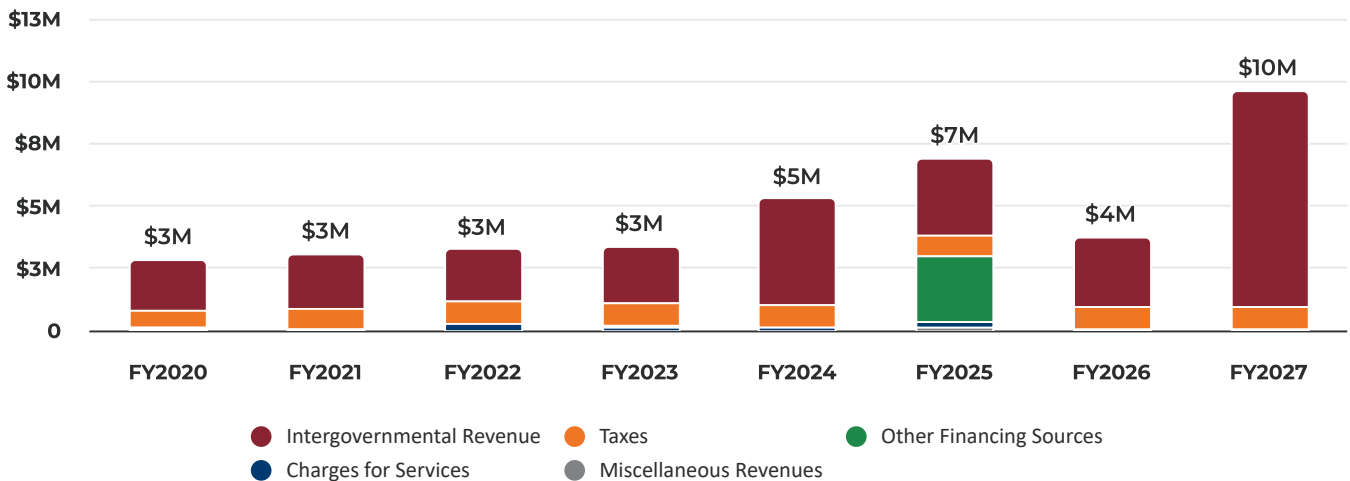
### Comprehensive Fund Summary

Category	FY 2023 YTD	FY 2024 YTD	FY2025 Original	FY 2025 Projected	FY 2026 Budgeted	FY 2027 Forecasted
<b>Beginning Fund Balance</b>	2,696,917	3,312,610	3,411,789	3,411,789	4,440,302	3,033,538
<b>Revenues</b>						
Taxes	910,091	883,295	900,000	895,000	880,000	880,000
Intergovernmental Revenue	2,281,698	4,266,751	3,054,211	3,061,211	2,816,412	8,716,398
Charges for Services	76,295	125,749	107,076	157,700	32,500	33,200
Miscellaneous Revenues	-	-	-	145,000	-	-
Other Financing Sources	94,624	-	2,100,000	2,640,000	-	-
<b>Total Revenues</b>	<b>3,362,708</b>	<b>5,275,795</b>	<b>6,161,287</b>	<b>6,898,911</b>	<b>3,728,912</b>	<b>9,629,598</b>

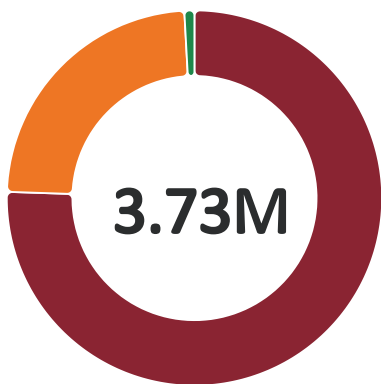
Category	FY 2023 YTD	FY 2024 YTD	FY2025 Original	FY 2025 Projected	FY 2026 Budgeted	FY 2027 Forecasted
<b>Expenditures</b>						
Personal Services	941,763	933,180	1,001,737	1,018,159	1,108,040	1,153,172
Other Services & Charges	158,514	128,587	133,800	169,370	274,840	235,083
Supplies	373,731	469,096	360,000	418,000	393,000	411,500
Capital Outlays	1,006,453	3,592,312	5,446,000	3,839,869	3,150,631	7,750,000
Contingency	266,553	53,442	100,000	100,000	100,000	100,000
Debt Service	-	-	-	-	109,165	319,325
Interfund Transfers	-	-	-	325,000	-	-
<b>Total Expenditures</b>	<b>2,747,014</b>	<b>5,176,617</b>	<b>7,041,537</b>	<b>5,870,398</b>	<b>5,135,676</b>	<b>9,969,080</b>
<b>Total Revenues Less Expenditures</b>	<b>615,694</b>	<b>99,178</b>	<b>-880,250</b>	<b>1,028,513</b>	<b>-1,406,764</b>	<b>-339,482</b>
<b>Ending Fund Balance</b>	<b>3,312,611</b>	<b>3,411,788</b>	<b>2,531,539</b>	<b>4,440,302</b>	<b>3,033,538</b>	<b>2,694,056</b>

## Revenues by Object Summary

Historical Revenue by Object Summary

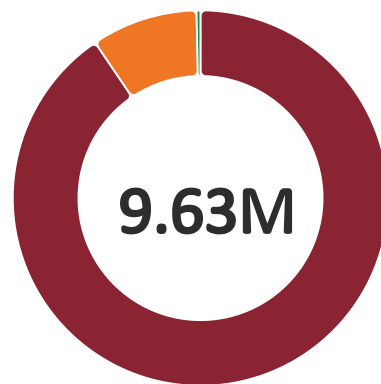


FY26 Revenues by Object Summary



● Intergovernmental Revenue	\$2,816,412	75.53%
● Taxes	\$880,000	23.60%
● Charges for Services	\$32,500	0.87%

FY27 Revenues by Object Summary



● Intergovernmental Revenue	\$8,716,398	90.52%
● Taxes	\$880,000	9.14%
● Charges for Services	\$33,200	0.34%

## Revenues by Object Summary

Category	FY 2023 YTD	FY 2024 YTD	FY2025 Original	FY 2025 Projected	FY 2026 Budgeted	FY 2027 Forecasted	FY25 Proj. vs. FY26 Bud (% Change)
Taxes	910,091	883,295	900,000	895,000	880,000	880,000	-1.68%
Intergovernmental Revenue	2,281,698	4,266,751	3,054,211	3,061,211	2,816,412	8,716,398	-8.00%
Charges for Services	76,295	125,749	107,076	157,700	32,500	33,200	-79.39%
Miscellaneous Revenues	-	-	-	145,000	-	-	-100.00%
Other Financing Sources	94,624	-	2,100,000	2,640,000	-	-	-100.00%
<b>Total Revenues</b>	<b>3,362,708</b>	<b>5,275,795</b>	<b>6,161,287</b>	<b>6,898,911</b>	<b>3,728,912</b>	<b>9,629,598</b>	<b>-45.95%</b>

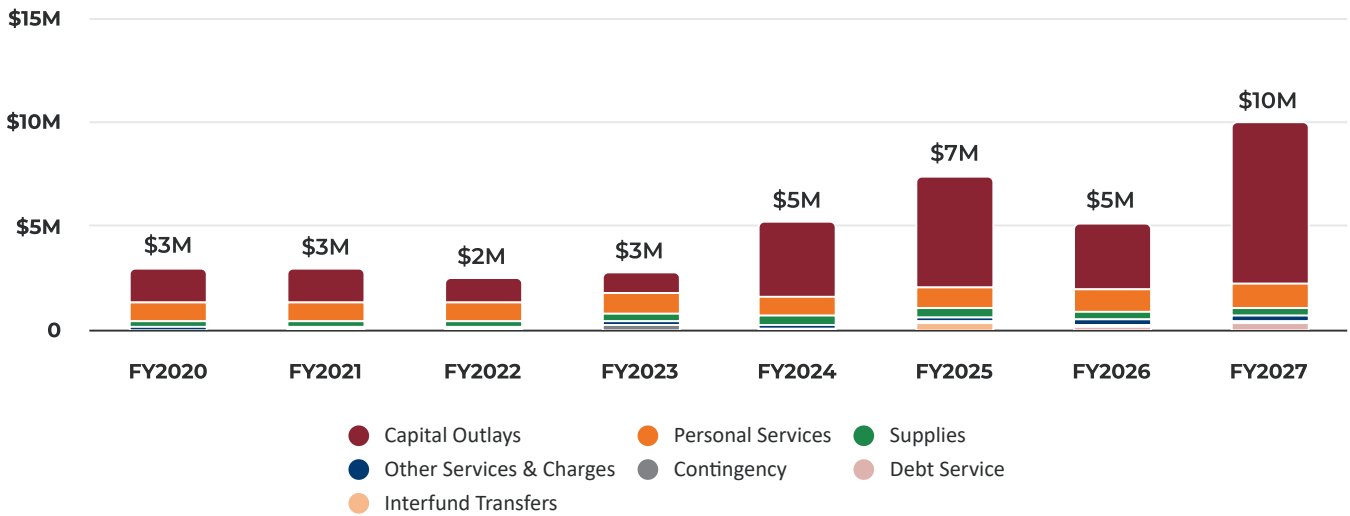
**Intergovernmental Revenue** - Federal grants for 5th Street & Ella Street end in FY25

**Charges for Services** - Zoellner ditch included in FY25

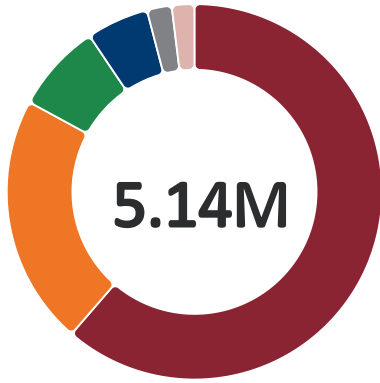
**Miscellaneous Revenues** - FY25 includes BPS portion of 33rd & Lincoln project

## Expenditures by Object Summary

Historical Expenditures by Object Summary

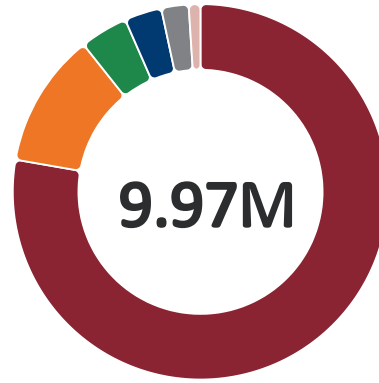


### FY26 Expenditures by Object Summary



● Capital Outlays	<b>\$3,150,631</b>	61.35%
● Personal Services	<b>\$1,108,040</b>	21.58%
● Supplies	<b>\$393,000</b>	7.65%
● Other Services & Charges	<b>\$274,840</b>	5.35%
● Debt Service	<b>\$109,165</b>	2.13%
● Contingency	<b>\$100,000</b>	1.95%

### FY27 Expenditures by Object Summary



● Capital Outlays	<b>\$7,750,000</b>	77.74%
● Personal Services	<b>\$1,153,172</b>	11.57%
● Supplies	<b>\$411,500</b>	4.13%
● Debt Service	<b>\$319,325</b>	3.20%
● Other Services & Charges	<b>\$235,083</b>	2.36%
● Contingency	<b>\$100,000</b>	1.00%

### Expenditures by Object Summary

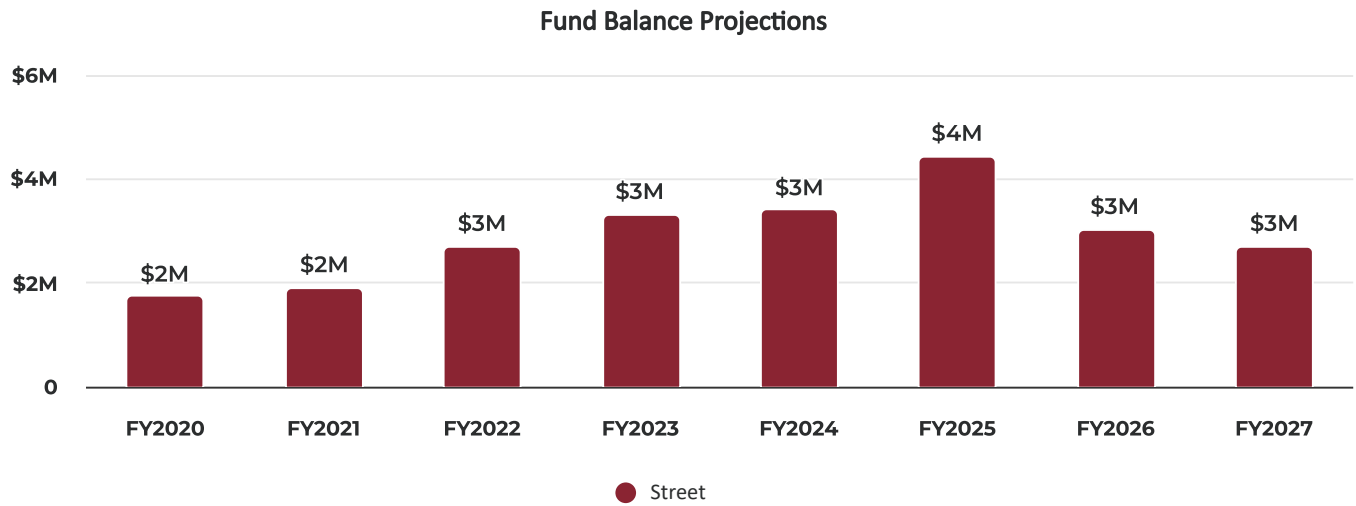
Category	FY 2023 YTD	FY 2024 YTD	FY2025 Original	FY 2025 Projected	FY 2026 Budgeted	FY 2027 Forecasted	FY25 Proj. vs. FY26 Bud (% Change)
Personal Services	941,763	933,180	1,001,737	1,018,159	1,108,040	1,153,172	8.83%
Other Services & Charges	158,514	128,587	133,800	169,370	274,840	235,083	62.27%
Supplies	373,731	469,096	360,000	418,000	393,000	411,500	-5.98%
Capital Outlays	1,006,453	3,592,312	5,446,000	3,839,869	3,150,631	7,750,000	-17.95%
Contingency	266,553	53,442	100,000	100,000	100,000	100,000	0.00%
Debt Service	-	-	-	-	109,165	319,325	-
Interfund Transfers	-	-	-	325,000	-	-	-100.00%
<b>Total Expenditures</b>	<b>2,747,014</b>	<b>5,176,617</b>	<b>7,041,537</b>	<b>5,870,398</b>	<b>5,135,676</b>	<b>9,969,080</b>	<b>-12.52%</b>

**Personal Services** - Union wage increase of 2.5%, increase to health insurance funding

**Other Services & Charges** - IT expenses moving to IT Fund, includes portion of IT labor

**Interfund Transfers** - Mill & Overlay Project in CDBG Fund

## Fund Balance



## Financial Summary

Fund Balance	FY 2019	FY 2020	FY 2021	FY 2022	FY 2023	FY 2024	FY 2025	FY 2026	FY 2027	FY 2025 vs. FY 2026 (\$ Change)
Street	1,863,686	1,743,311	1,899,180	2,696,917	3,312,610	3,411,789	4,440,302	3,033,538	2,694,056	-1,406,764
<b>Total Fund Balance</b>	<b>1,863,686</b>	<b>1,743,311</b>	<b>1,899,180</b>	<b>2,696,917</b>	<b>3,312,610</b>	<b>3,411,789</b>	<b>4,440,302</b>	<b>3,033,538</b>	<b>2,694,056</b>	<b>-1,406,764</b>

### Fund Reserve Target Levels - 25% - 50% Total Operating Expenses

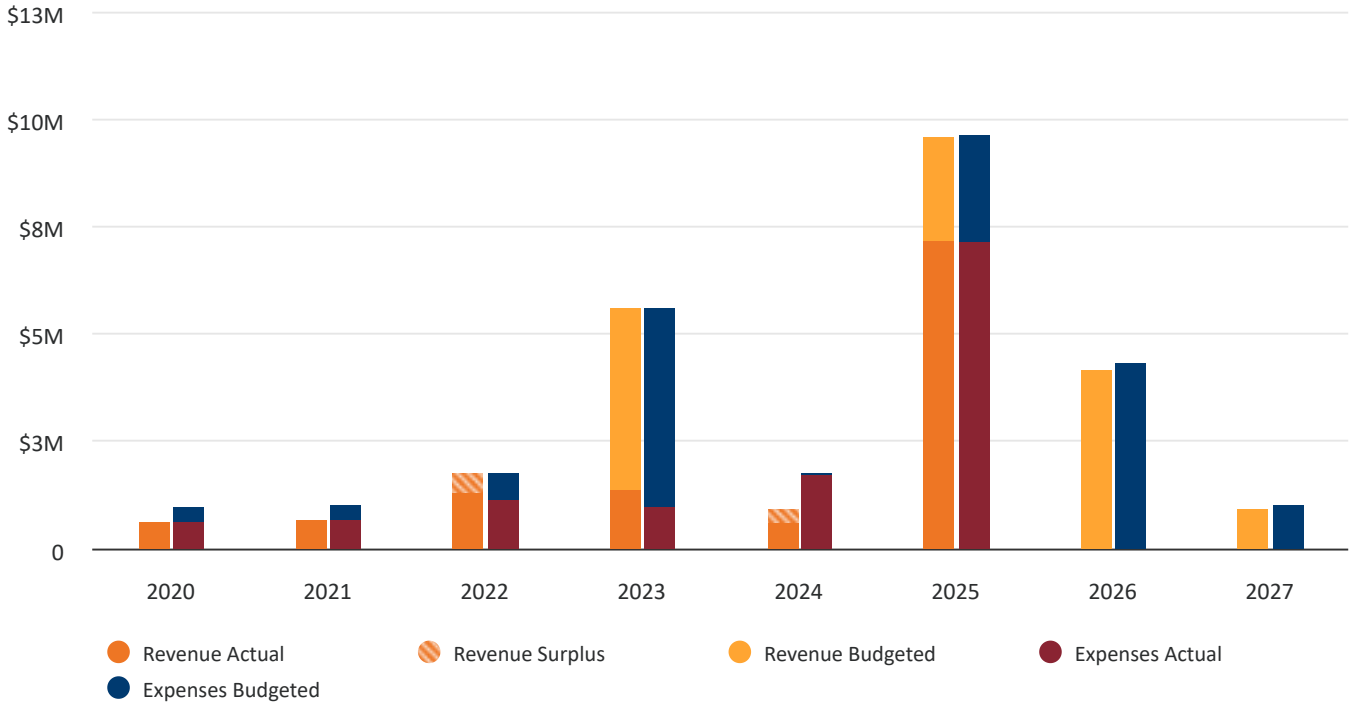
- FY25 - \$401K - \$802K
- FY26 - \$471K - \$942K
- FY27 - \$530K - \$1.1M

# Airport Fund

The Airport Fund is a special revenue fund used to account for the operation of the Beatrice Municipal Airport.

## Summary

Revenues vs Expenditures Summary



FY2025 includes revenue and expenditures related to the Taxiway Reconstruction Project. FY2026 includes revenue and expenditures related to the T-Hangar Project.

## Comprehensive Fund Summary

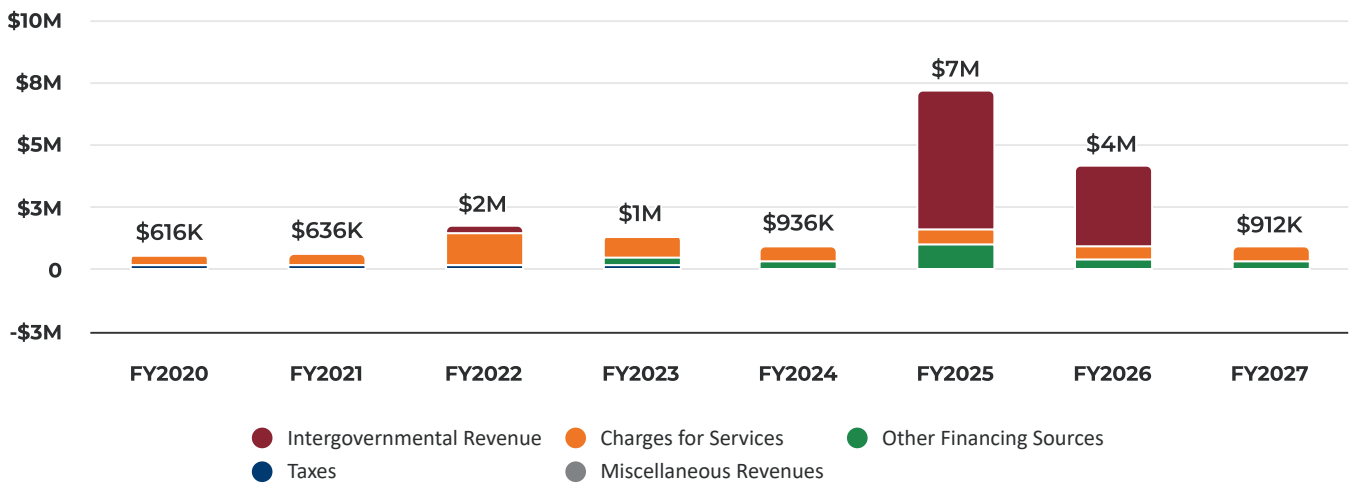
### Comprehensive Fund Summary

Category	FY 2023 YTD	FY 2024 YTD	FY2025 Original	FY 2025 Projected	FY 2026 Budgeted	FY 2027 Forecasted
<b>Beginning Fund Balance</b>	1,042,452	1,410,282	652,779	652,779	688,991	512,704
<b>Revenues</b>						
Taxes	125,212	-1	-	-	-	-
Intergovernmental Revenue	8,678	21,831	8,244,000	5,581,000	3,206,700	-
Charges for Services	878,535	567,610	592,954	548,700	575,169	577,111
Miscellaneous Revenues	14,000	28,119	133,000	15,000	15,000	15,000
Other Financing Sources	317,132	318,024	581,000	1,020,000	358,300	320,000
<b>Total Revenues</b>	<b>1,343,556</b>	<b>935,584</b>	<b>9,550,954</b>	<b>7,164,700</b>	<b>4,155,169</b>	<b>912,111</b>
<b>Expenditures</b>						

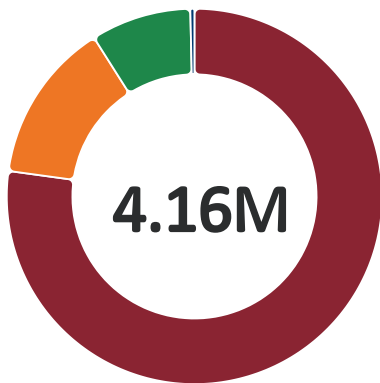
Category	FY 2023 YTD	FY 2024 YTD	FY2025 Original	FY 2025 Projected	FY 2026 Budgeted	FY 2027 Forecasted
Personal Services	292,349	297,047	301,087	361,700	341,701	356,438
Other Services & Charges	375,260	370,752	45,720	386,633	373,655	373,380
Supplies	292,499	188,609	217,000	145,555	220,600	220,100
Capital Outlays	14,806	52,954	9,020,000	6,209,600	3,370,500	45,000
Contingency	814	783,725	25,000	25,000	25,000	25,000
<b>Total Expenditures</b>	<b>975,727</b>	<b>1,693,087</b>	<b>9,608,807</b>	<b>7,128,488</b>	<b>4,331,456</b>	<b>1,019,918</b>
<b>Total Revenues Less Expenditures</b>	<b>367,829</b>	<b>-757,502</b>	<b>-57,853</b>	<b>36,212</b>	<b>-176,287</b>	<b>-107,807</b>
<b>Ending Fund Balance</b>	<b>1,410,281</b>	<b>652,780</b>	<b>594,926</b>	<b>688,991</b>	<b>512,704</b>	<b>404,897</b>

## Revenues by Object Summary

Historical Revenue by Object Summary

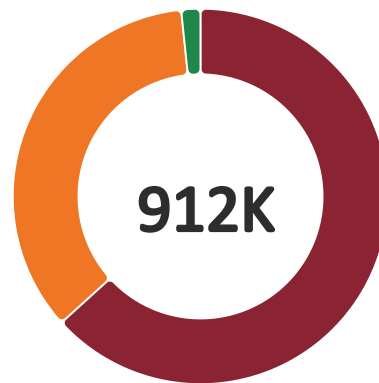


FY26 Revenues by Object Summary



Intergovernmental Revenue	\$3,206,700	77.17%
Charges for Services	\$575,169	13.84%
Other Financing Sources	\$358,300	8.62%
Miscellaneous Revenues	\$15,000	0.36%

FY27 Revenues by Object Summary



Charges for Services	\$577,111	63.27%
Other Financing Sources	\$320,000	35.08%
Miscellaneous Revenues	\$15,000	1.64%

## Revenues by Object Summary

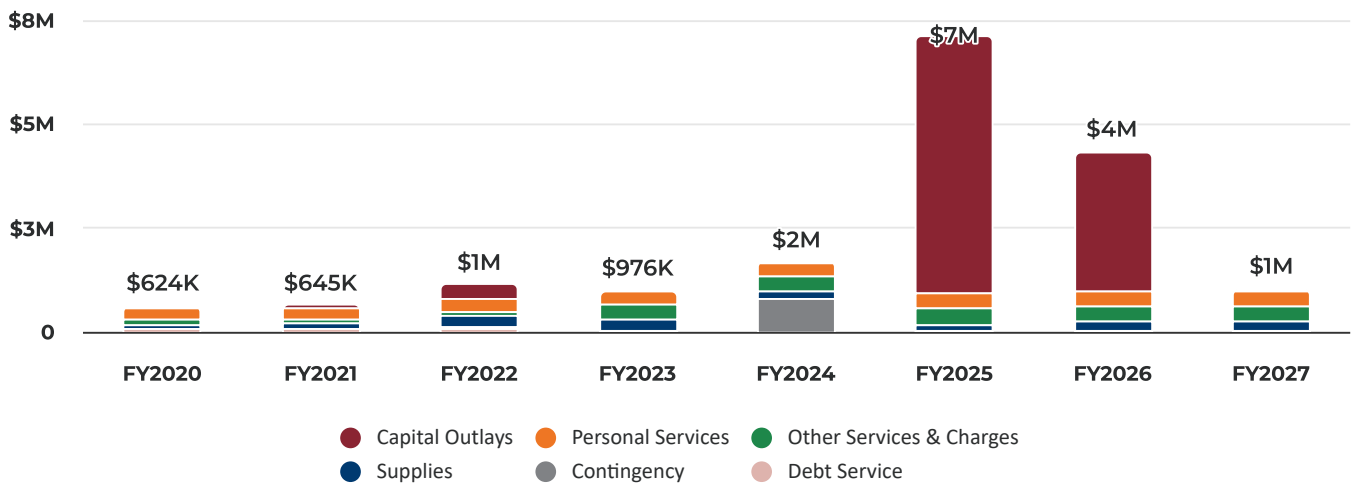
Category	FY 2023 YTD	FY 2024 YTD	FY2025 Original	FY 2025 Projected	FY 2026 Budgeted	FY 2027 Forecasted	FY25 Proj. vs. FY26 Bud (% Change)
Taxes	125,212	-1	-	-	-	-	-
Intergovernmental Revenue	8,678	21,831	8,244,000	5,581,000	3,206,700	-	-42.54%
Charges for Services	878,535	567,610	592,954	548,700	575,169	577,111	4.82%
Miscellaneous Revenues	14,000	28,119	133,000	15,000	15,000	15,000	0.00%
Other Financing Sources	317,132	318,024	581,000	1,020,000	358,300	320,000	-64.87%
<b>Total Revenues</b>	<b>1,343,556</b>	<b>935,584</b>	<b>9,550,954</b>	<b>7,164,700</b>	<b>4,155,169</b>	<b>912,111</b>	<b>-42.00%</b>

**Intergovernmental Revenue** - Federal Grants for capital projects

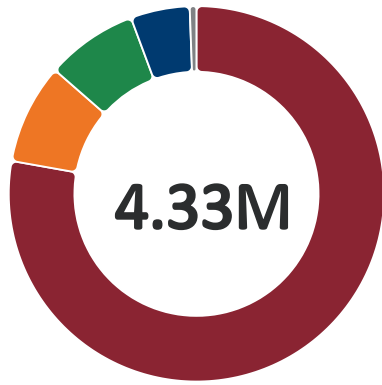
**Other Financing Sources** - Depreciation has been removed with revenue adjustment for actual cash presentation

## Expenditures by Object Summary

Historical Expenditures by Object Summary

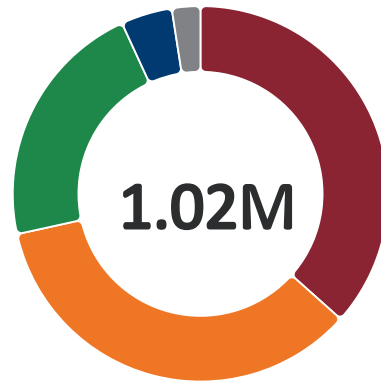


### FY26 Expenditures by Object Summary



● Capital Outlays	<b>\$3,370,500</b>	77.81%
● Other Services & Charges	<b>\$373,655</b>	8.63%
● Personal Services	<b>\$341,701</b>	7.89%
● Supplies	<b>\$220,600</b>	5.09%
● Contingency	<b>\$25,000</b>	0.58%

### FY27 Expenditures by Object Summary



● Other Services & Charges	<b>\$373,380</b>	36.61%
● Personal Services	<b>\$356,438</b>	34.95%
● Supplies	<b>\$220,100</b>	21.58%
● Capital Outlays	<b>\$45,000</b>	4.41%
● Contingency	<b>\$25,000</b>	2.45%

### Expenditures by Object Summary

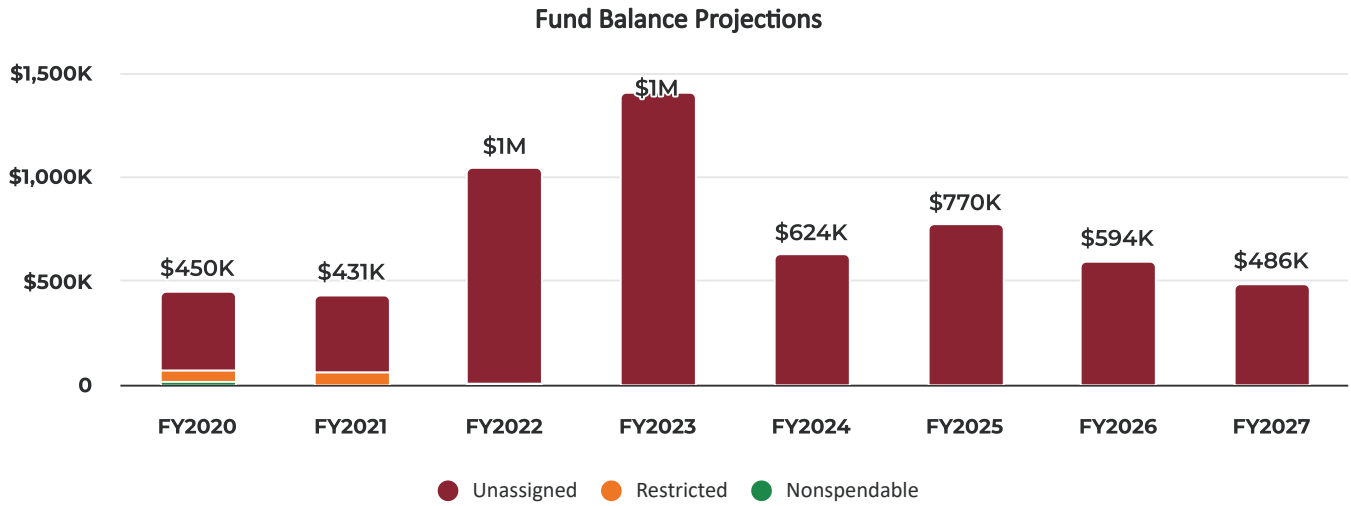
Category	FY 2023 YTD	FY 2024 YTD	FY2025 Original	FY 2025 Projected	FY 2026 Budgeted	FY 2027 Forecasted	FY25 Proj. vs. FY26 Bud (% Change)
Personal Services	292,349	297,047	301,087	361,700	341,701	356,438	-5.53%
Other Services & Charges	375,260	370,752	45,720	386,633	373,655	373,380	-3.36%
Supplies	292,499	188,609	217,000	145,555	220,600	220,100	51.56%
Capital Outlays	14,806	52,954	9,020,000	6,209,600	3,370,500	45,000	-45.72%
Contingency	814	783,725	25,000	25,000	25,000	25,000	0.00%
<b>Total Expenditures</b>	<b>975,727</b>	<b>1,693,087</b>	<b>9,608,807</b>	<b>7,128,488</b>	<b>4,331,456</b>	<b>1,019,918</b>	<b>-39.24%</b>

**Personal Services** - Union increase on 2.5%, increase to health insurance funding, FY25 includes two (2) retirement payouts

**Supplies** - FY25 fuel decrease due to Taxiway project

**Capital Outlays** - FY25 & FY26 include Taxiway Reconstruction and T-Hangar Construction projects

## Fund Balance



FY22 Includes \$680K in Insurance Proceeds later spent in FY24

### Financial Summary

Fund Balance	FY 2019	FY 2020	FY 2021	FY 2022	FY 2023	FY 2024	FY 2025	FY 2026	FY 2027	FY 2025 vs. FY 2026 (\$ Change)
Unassigned	391,245	381,859	372,339	1,037,832	1,409,528	624,187	770,478	594,191	486,384	-176,287
Restricted	56,324	57,795	58,760	3,867	-	-	-	-	-	-
Nonspendable	-	10,000	-	-	-	-	-	-	-	-
<b>Total Fund Balance</b>	<b>447,569</b>	<b>439,654</b>	<b>431,099</b>	<b>1,042,452</b>	<b>1,410,282</b>	<b>652,779</b>	<b>688,991</b>	<b>512,704</b>	<b>404,897</b>	<b>-176,287</b>

### Fund Reserve Target Levels - 25% - 50% Total Operating Expenses

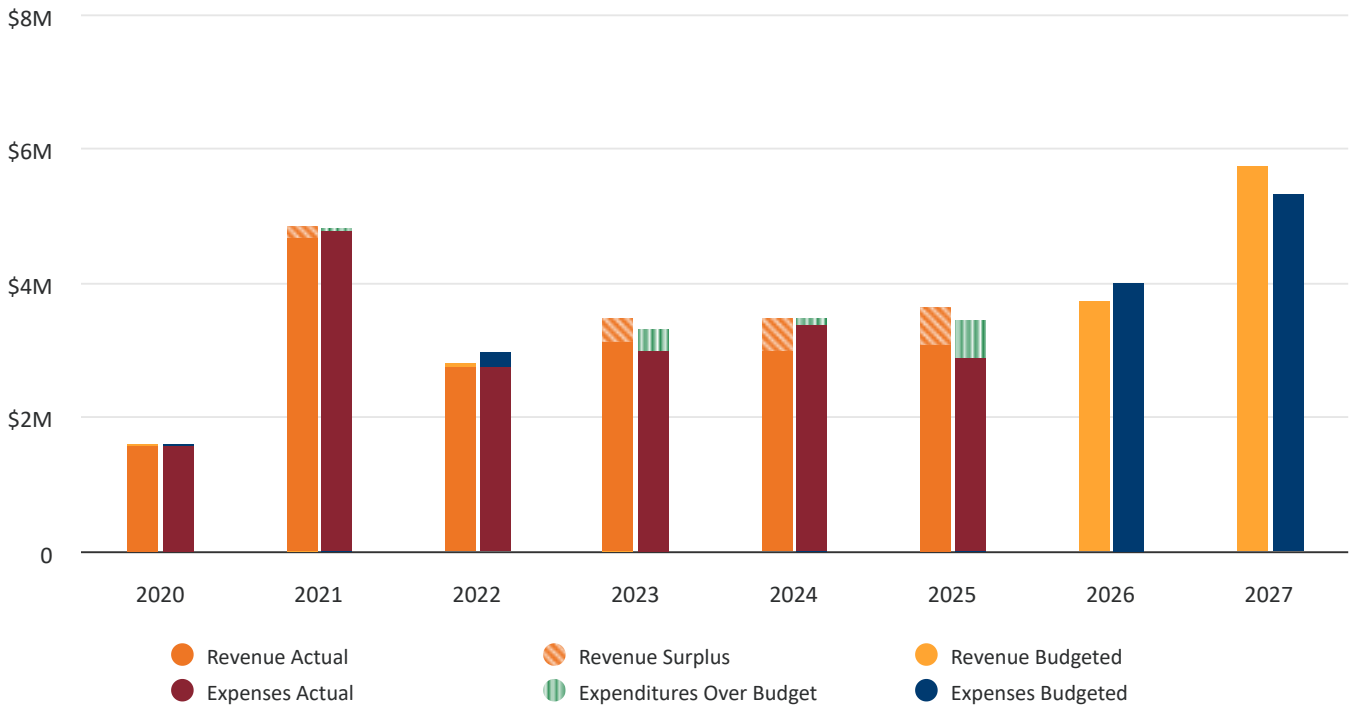
- **FY25** - \$150K - \$300K
- **FY26** - \$160K - \$320K
- **FY27** - \$164K - \$328K

# Sanitation Fund

The Sanitation Fund is a proprietary fund used to account for the revenues and expenses of the garbage collection utility. The garbage collection utility provides for the collection of residential and commercial garbage for the residents of the City, as well as residential and commercial customers in Gage County and surrounding cities and villages that enter into service agreements with the City.

## Summary

### Revenues vs Expenditures Summary



## Comprehensive Fund Summary

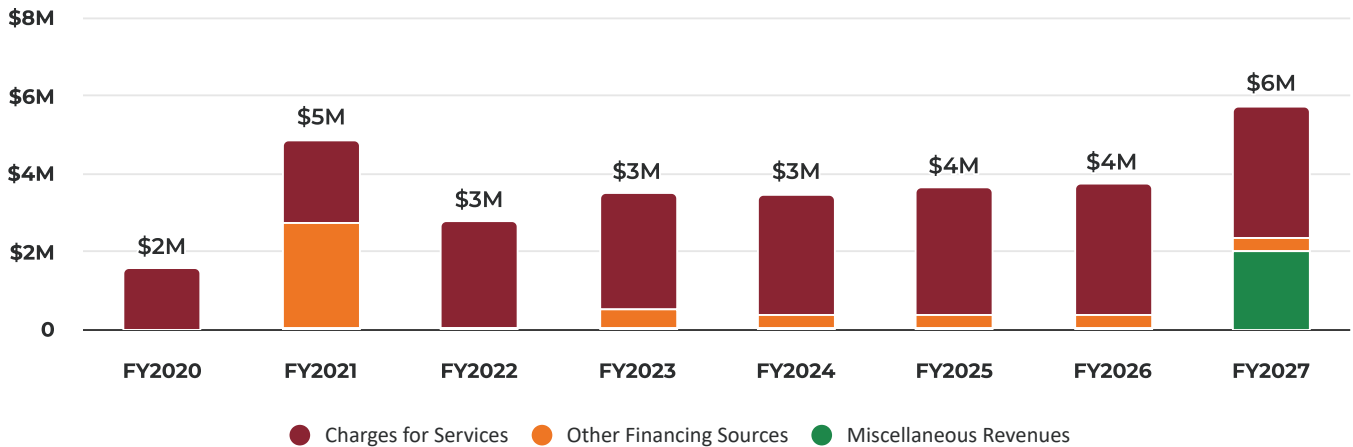
### Comprehensive Fund Summary

Category	FY 2023 YTD	FY 2024 YTD	FY2025 Original	FY 2025 Projected	FY 2026 Budgeted	FY 2027 Forecasted
<b>Beginning Fund Balance</b>	46,471	224,973	236,448	236,448	431,483	152,443
<b>Revenues</b>						
Charges for Services	2,967,047	3,095,314	3,081,600	3,276,500	3,376,400	3,376,400
Miscellaneous Revenues	6,494	19,330	6,000	10,000	6,000	2,006,000
Other Financing Sources	503,076	354,880	-	350,000	350,000	350,000
<b>Total Revenues</b>	<b>3,476,617</b>	<b>3,469,524</b>	<b>3,087,600</b>	<b>3,636,500</b>	<b>3,732,400</b>	<b>5,732,400</b>
<b>Expenditures</b>						
Personal Services	880,974	1,006,780	1,114,900	1,174,700	1,349,549	1,414,825
Other Services & Charges	474,676	551,232	176,120	536,320	588,356	594,292

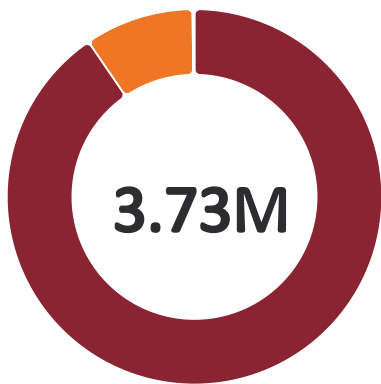
Category	FY 2023 YTD	FY 2024 YTD	FY2025 Original	FY 2025 Projected	FY 2026 Budgeted	FY 2027 Forecasted
Supplies	288,008	404,640	260,250	393,000	415,750	345,750
Capital Outlays	501,930	461,463	480,081	291,530	531,030	438,851
Contractual Services	899,492	746,145	564,000	755,000	838,000	849,500
Debt Service	253,035	287,789	290,915	290,915	288,755	1,681,233
<b>Total Expenditures</b>	<b>3,298,115</b>	<b>3,458,049</b>	<b>2,886,266</b>	<b>3,441,465</b>	<b>4,011,440</b>	<b>5,324,451</b>
<b>Total Revenues Less Expenditures</b>	<b>178,502</b>	<b>11,475</b>	<b>201,334</b>	<b>195,035</b>	<b>-279,040</b>	<b>407,949</b>
<b>Ending Fund Balance</b>	<b>224,973</b>	<b>236,448</b>	<b>437,782</b>	<b>431,483</b>	<b>152,443</b>	<b>560,392</b>

## Revenues by Object Summary

Historical Revenue by Object Summary

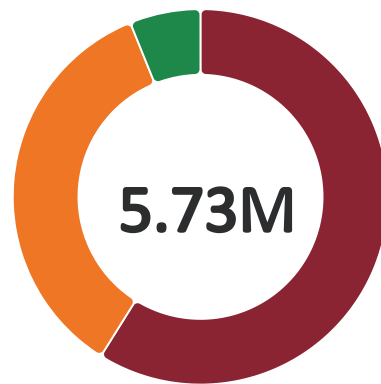


FY26 Revenues by Object Summary



Charges for Services	\$3,376,400	90.46%
Other Financing Sources	\$350,000	9.38%
Miscellaneous Revenues	\$6,000	0.16%

FY27 Revenues by Object Summary



Charges for Services	\$3,376,400	58.90%
Miscellaneous Revenues	\$2,006,000	34.99%
Other Financing Sources	\$350,000	6.11%

## Revenues by Object Summary

Category	FY 2023 YTD	FY 2024 YTD	FY2025 Original	FY 2025 Projected	FY 2026 Budgeted	FY 2027 Forecasted	FY25 Proj. vs. FY26 Bud (% Change)
Charges for Services	2,967,047	3,095,314	3,081,600	3,276,500	3,376,400	3,376,400	3.05%

Category	FY 2023 YTD	FY 2024 YTD	FY2025 Original	FY 2025 Projected	FY 2026 Budgeted	FY 2027 Forecasted	FY25 Proj. vs. FY26 Bud (% Change)
Miscellaneous Revenues	6,494	19,330	6,000	10,000	6,000	2,006,000	-40.00%
Other Financing Sources	503,076	354,880	-	350,000	350,000	350,000	0.00%
<b>Total Revenues</b>	<b>3,476,617</b>	<b>3,469,524</b>	<b>3,087,600</b>	<b>3,636,500</b>	<b>3,732,400</b>	<b>5,732,400</b>	<b>2.64%</b>

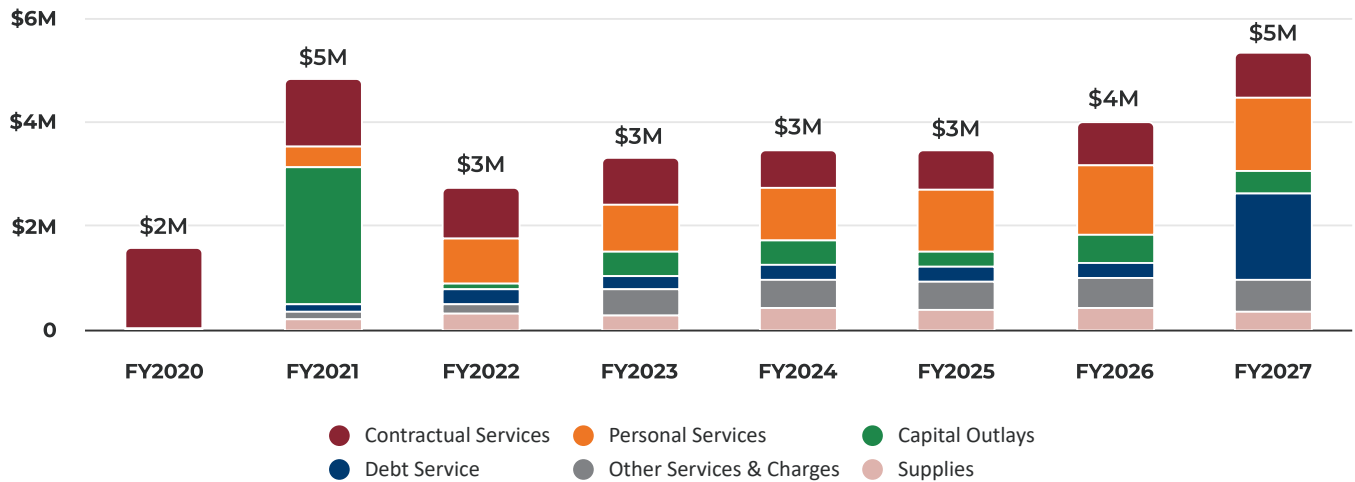
**Charges for Services** - No rate increases for FY26 or FY27 proposed at this time

**Miscellaneous Revenues** - FY27 includes funds for sale of current MARS site as they move to old Landfill site

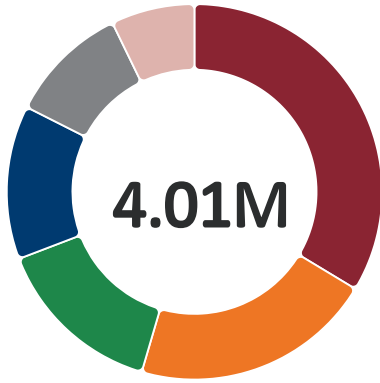
**Other Financing Sources** - Depreciation has been removed with revenue adjustment for actual cash presentation

## Expenditures by Object Summary

Historical Expenditures by Object Summary

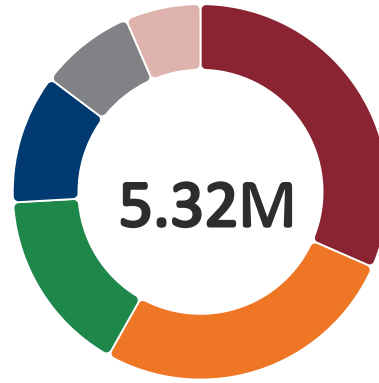


### FY26 Expenditures by Object Summary



● Personal Services	<b>\$1,349,549</b>	33.64%
● Contractual Services	<b>\$838,000</b>	20.89%
● Other Services & Charges	<b>\$588,356</b>	14.67%
● Capital Outlays	<b>\$531,030</b>	13.24%
● Supplies	<b>\$415,750</b>	10.36%
● Debt Service	<b>\$288,755</b>	7.20%

### FY27 Expenditures by Object Summary



● Debt Service	<b>\$1,681,233</b>	31.58%
● Personal Services	<b>\$1,414,825</b>	26.57%
● Contractual Services	<b>\$849,500</b>	15.95%
● Other Services & Charges	<b>\$594,292</b>	11.16%
● Capital Outlays	<b>\$438,851</b>	8.24%
● Supplies	<b>\$345,750</b>	6.49%

FY27 - Debt Service increase - Budget to pay off all remaining debt with revenue from sale of fixed assets

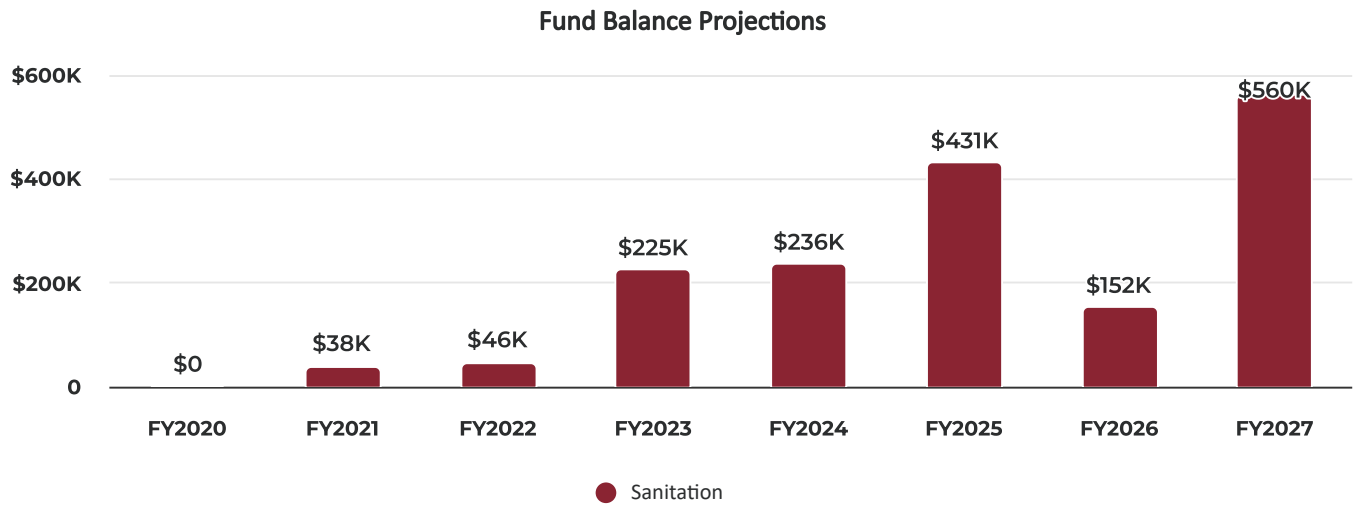
### Expenditures by Object Summary

Category	FY 2023 YTD	FY 2024 YTD	FY2025 Original	FY 2025 Projected	FY 2026 Budgeted	FY 2027 Forecasted	FY25 Proj. vs. FY26 Bud (% Change)
Personal Services	880,974	1,006,780	1,114,900	1,174,700	1,349,549	1,414,825	14.88%
Other Services & Charges	474,676	551,232	176,120	536,320	588,356	594,292	9.70%
Supplies	288,008	404,640	260,250	393,000	415,750	345,750	5.79%
Capital Outlays	501,930	461,463	480,081	291,530	531,030	438,851	82.15%
Contractual Services	899,492	746,145	564,000	755,000	838,000	849,500	10.99%
Debt Service	253,035	287,789	290,915	290,915	288,755	1,681,233	-0.74%
<b>Total Expenditures</b>	<b>3,298,115</b>	<b>3,458,049</b>	<b>2,886,266</b>	<b>3,441,465</b>	<b>4,011,440</b>	<b>5,324,451</b>	<b>16.56%</b>

**Personal Services** - Wage increase of 2.5%, increase to health insurance funding

**Debt Service** - FY27 includes payoff of all outstanding debt with funds from the sale of the current MARS site as they move to old Landfill site

## Fund Balance



## Financial Summary

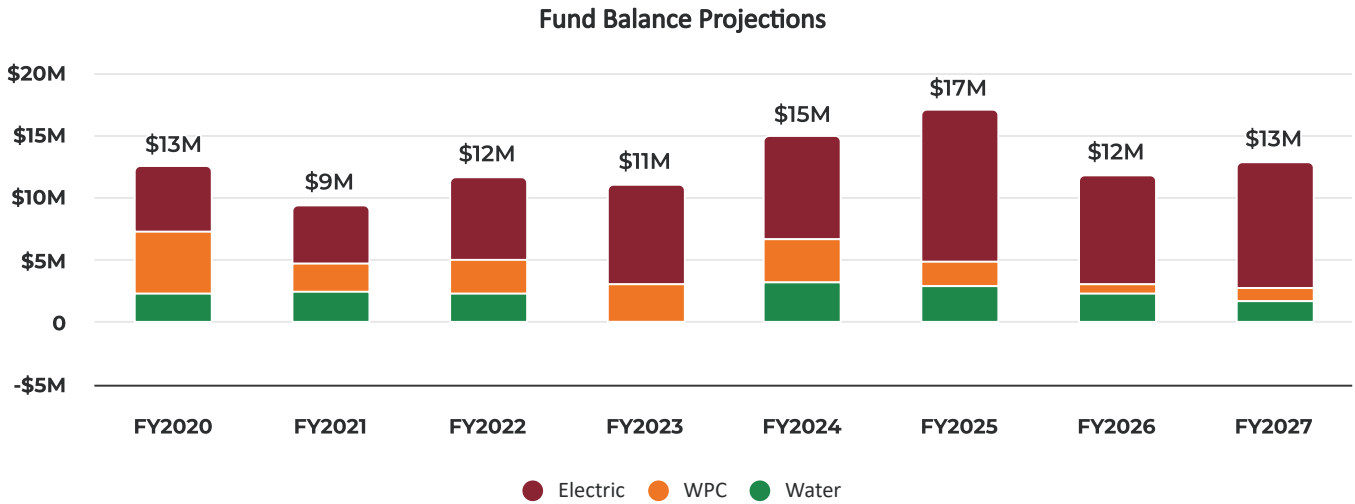
Fund Balance	FY 2019	FY 2020	FY 2021	FY 2022	FY 2023	FY 2024	FY 2025	FY 2026	FY 2027	FY 2025 vs. FY 2026 (\$ Change)
Sanitation	-	-	38,288	46,471	224,973	236,448	431,483	152,443	560,392	-279,040
<b>Total Fund Balance</b>	-	-	<b>38,288</b>	<b>46,471</b>	<b>224,973</b>	<b>236,448</b>	<b>431,483</b>	<b>152,443</b>	<b>560,392</b>	<b>-279,040</b>

### Fund Reserve Target Levels - 15% - 30% Total Operating Expenses plus Capital Expenses

- **FY25** - \$420K - \$840K
- **FY26** - \$505K - \$1M
- **FY27** - \$494K - \$988K

# BPW Comprehensive Summary

## Fund Balance



## Financial Summary

Fund Balance	FY 2019	FY 2020	FY 2021	FY 2022	FY 2023	FY 2024	FY 2025	FY 2026	FY 2027	FY 2025 vs. FY 2026 (\$ Change)
Electric	5,406,310	5,207,339	4,707,127	6,726,237	8,069,624	8,281,695	12,236,873	8,827,882	10,176,844	-3,408,991
Water	2,234,784	2,365,736	2,411,873	2,312,711	-103,467	3,232,746	2,908,795	2,309,014	1,643,942	-599,781
WPC	4,279,981	4,963,453	2,287,129	2,670,651	2,985,270	3,426,745	1,909,473	685,813	1,089,082	-1,223,660
<b>Total Fund Balance</b>	<b>11,921,075</b>	<b>12,536,528</b>	<b>9,406,129</b>	<b>11,709,599</b>	<b>10,951,427</b>	<b>14,941,186</b>	<b>17,055,141</b>	<b>11,822,709</b>	<b>12,909,868</b>	<b>-5,232,432</b>

## Fund Reserve Target Levels

**Electric** - 25% - 50% Total Operating Expenses less cost of purchased power plus 25% purchased power cost

- **FY25** - \$1.9M - \$3.7M
- **FY26** - \$1.9M - \$3.7M
- **FY27** - \$1.9M - \$3.7M

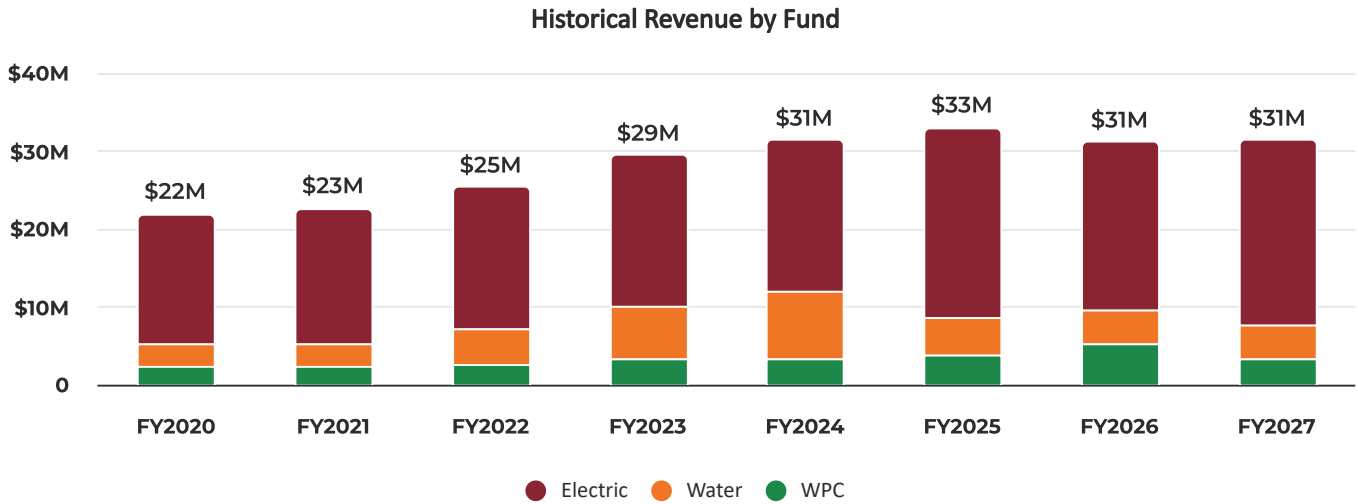
**Water** - 25% - 50% Total Operating Expenses

- **FY25** - \$530K - \$1M
- **FY26** - \$615K - \$1.2M
- **FY27** - \$627K - \$1.2M

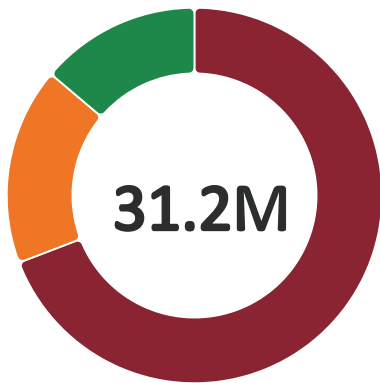
**WPC** - 25% - 50% Total Operating Expenses

- **FY25** - \$366K - \$732K
- **FY26** - \$417K - \$833K
- **FY27** - \$438K - \$875K

## Revenues by Fund

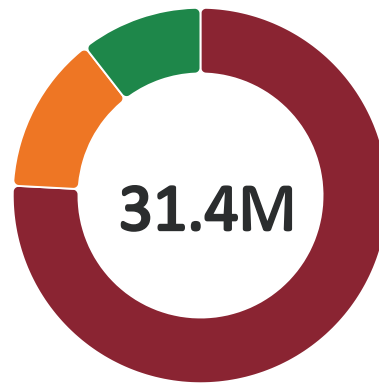


**FY26 Revenues by Fund**



● Electric	<b>\$21,557,500</b>	69.19%
● WPC	<b>\$5,294,000</b>	16.99%
● Water	<b>\$4,306,000</b>	13.82%

**FY27 Revenues by Fund**



● Electric	<b>\$23,783,560</b>	75.83%
● Water	<b>\$4,281,000</b>	13.65%
● WPC	<b>\$3,299,000</b>	10.52%

## Revenues by Fund

Category	FY 2023 YTD	FY 2024 YTD	FY2025 Original	FY 2025 Projected	FY 2026 Budgeted	FY 2027 Forecasted	FY25 Proj. vs. FY26 Bud (% Change)
Electric	19,550,999	19,429,844	19,117,674	24,359,774	21,557,500	23,783,560	-11.50%
Water	6,718,471	8,767,373	3,517,900	4,897,500	4,306,000	4,281,000	-12.08%
WPC	3,166,955	3,178,802	4,916,000	3,665,000	5,294,000	3,299,000	44.45%
<b>Total Revenues</b>	<b>29,436,426</b>	<b>31,376,018</b>	<b>27,551,574</b>	<b>32,922,274</b>	<b>31,157,500</b>	<b>31,363,560</b>	<b>-5.36%</b>

Depreciation has been removed with revenue adjustment for actual cash presentation, Electric - \$1.4M; Water - \$985K; WPC - \$633K

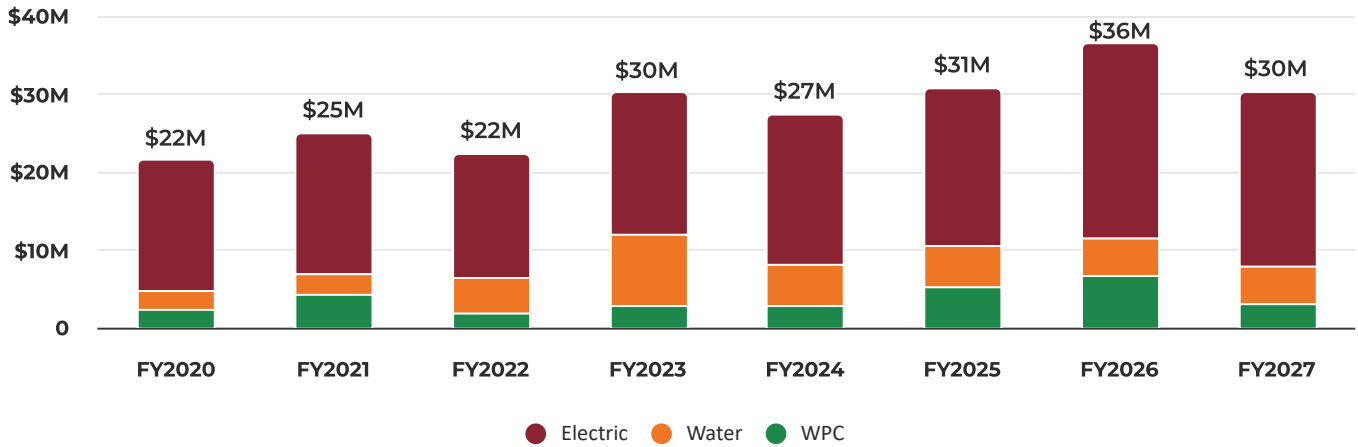
**Electric** - FY25 - Bond Proceeds of \$3.5M, Large Service Contract \$1.6M; FY26 - Implement Infrastructure Fee generating \$840K per year; FY27 - Electric rate increase generating additional \$840K

**Water** - FY25 - Additional Bond Proceeds of \$138K; FY26 - Infrastructure Fee Increase of \$2

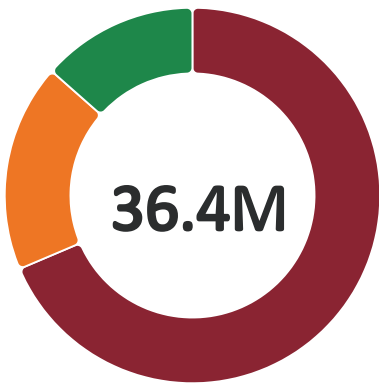
**WPC** - FY25 - Grant Proceeds of \$2M moving to FY26; FY26 - Infrastructure Fee Increase of \$2

## Expenditures by Fund

Historical Expenditures by Fund

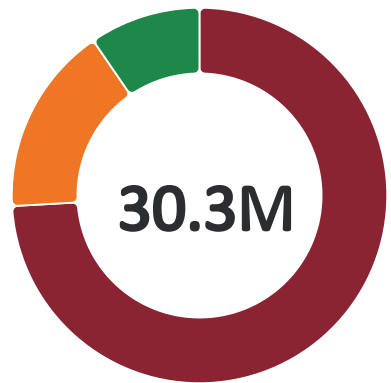


FY26 Expenditures by Fund



● Electric	\$24,966,491	68.61%
● WPC	\$6,517,660	17.91%
● Water	\$4,905,781	13.48%

FY27 Expenditures by Fund



● Electric	\$22,434,598	74.10%
● Water	\$4,946,072	16.34%
● WPC	\$2,895,731	9.56%

## Expenditures by Fund

Category	FY 2023 YTD	FY 2024 YTD	FY2025 Original	FY 2025 Projected	FY 2026 Budgeted	FY 2027 Forecasted	FY25 Proj. vs. FY26 Bud (% Change)
Electric	18,207,613	19,217,778	19,485,246	20,404,591	24,966,491	22,434,598	22.36%
Water	9,136,278	5,431,160	3,730,436	5,221,451	4,905,781	4,946,072	-6.05%
WPC	2,852,359	2,737,327	5,786,819	5,182,272	6,517,660	2,895,731	25.77%
<b>Total Expenditures</b>	<b>30,196,249</b>	<b>27,386,265</b>	<b>29,002,501</b>	<b>30,808,314</b>	<b>36,389,932</b>	<b>30,276,401</b>	<b>18.12%</b>

**Depreciation was not included in FY25 Original Budget - Electric - \$1.4M; Water - \$985K; WPC - \$633K**

**Electric - FY26 - Spend down of bond proceeds - \$3.5M; FY27 - Additional capital expenditures for Power Generation Facility - \$2M**

**WPC - FY25 & FY26 - Grit Project - Total \$5.2M**

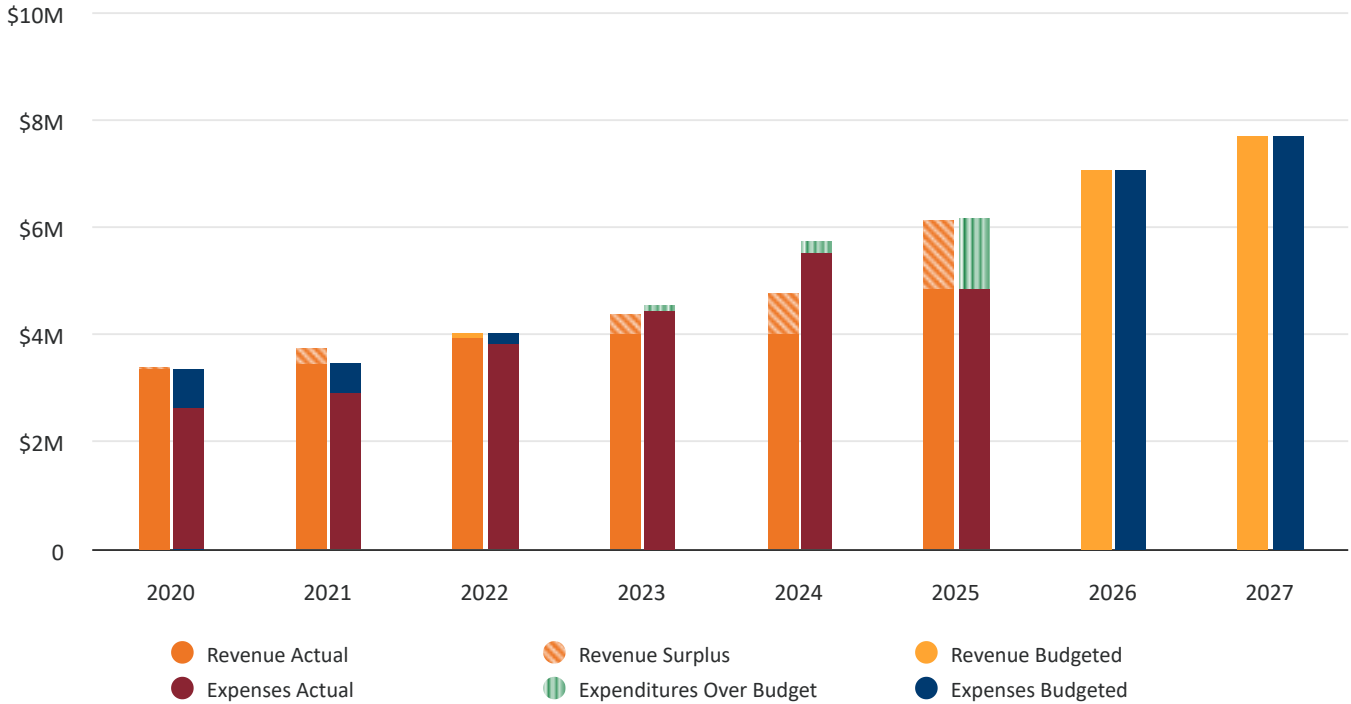
# Other Funds

# Employee Benefit Fund

The Employee Benefit Fund is an internal service fund that accounts for the operations of the City's self-insured health plan.

## Summary

### Revenues vs Expenditures Summary



## Comprehensive Fund Summary

### Comprehensive Fund Summary

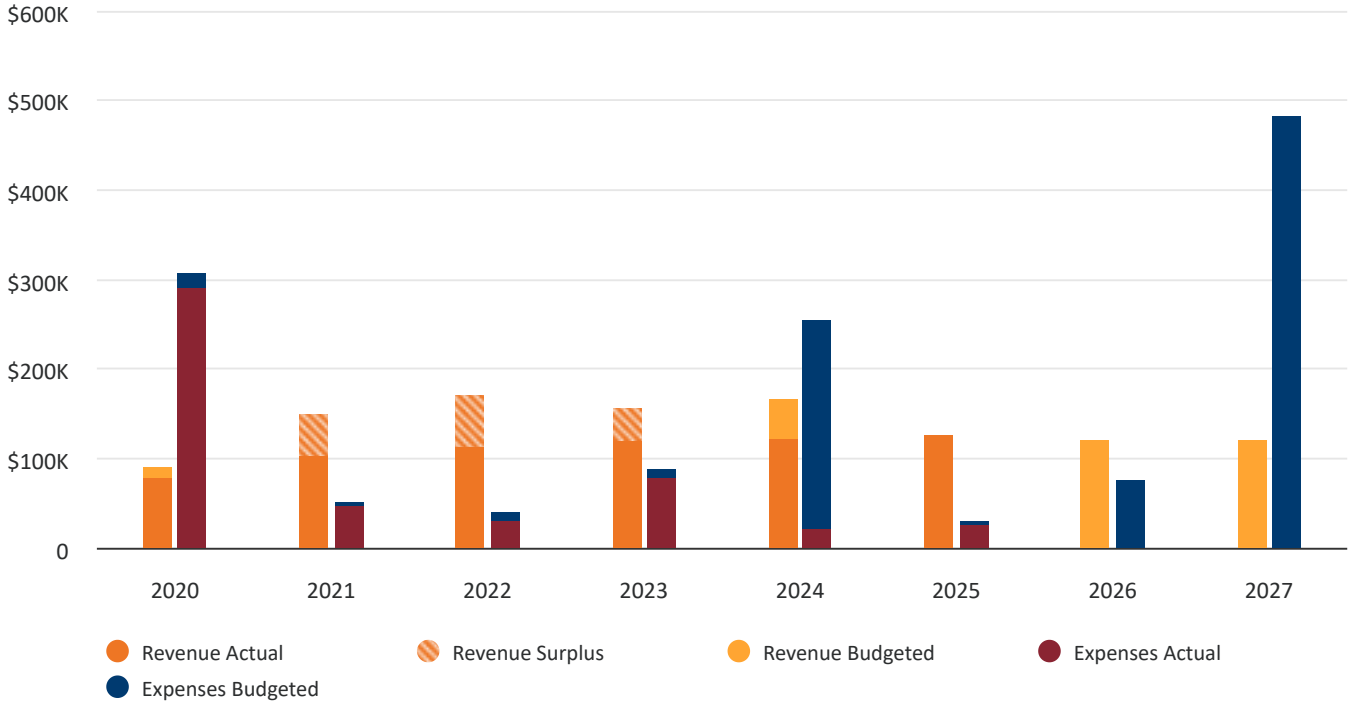
Category	FY 2023 YTD	FY 2024 YTD	FY2025 Original	FY 2025 Projected	FY 2026 Budgeted	FY 2027 Forecasted
<b>Beginning Fund Balance</b>	1,744,200	1,552,019	569,778	569,778	521,778	521,778
<b>Revenues</b>						
Intergovernmental Revenue	3,805,979	3,824,774	4,200,400	4,696,300	5,739,600	6,256,620
Miscellaneous Revenues	561,929	937,613	670,000	1,415,000	1,315,000	1,445,000
<b>Total Revenues</b>	<b>4,367,908</b>	<b>4,762,387</b>	<b>4,870,400</b>	<b>6,111,300</b>	<b>7,054,600</b>	<b>7,701,620</b>
<b>Expenditures</b>						
Personal Services	4,446,847	5,621,439	4,746,200	6,025,500	6,910,600	7,547,620
Other Services & Charges	113,241	123,190	124,200	133,800	144,000	154,000
<b>Total Expenditures</b>	<b>4,560,088</b>	<b>5,744,629</b>	<b>4,870,400</b>	<b>6,159,300</b>	<b>7,054,600</b>	<b>7,701,620</b>
<b>Total Revenues Less Expenditures</b>	<b>-192,181</b>	<b>-982,241</b>	<b>-</b>	<b>-48,000</b>	<b>-</b>	<b>-</b>
<b>Ending Fund Balance</b>	<b>1,552,019</b>	<b>569,778</b>	<b>569,778</b>	<b>521,778</b>	<b>521,778</b>	<b>521,778</b>

# Keno Fund

The Keno Fund is a nonmajor special revenue fund that accounts for the City's share of gross proceeds received from the operation of Keno in Beatrice and the use of those funds on community betterment projects.

## Summary

Revenues vs Expenditures Summary



## Comprehensive Fund Summary

### Comprehensive Fund Summary

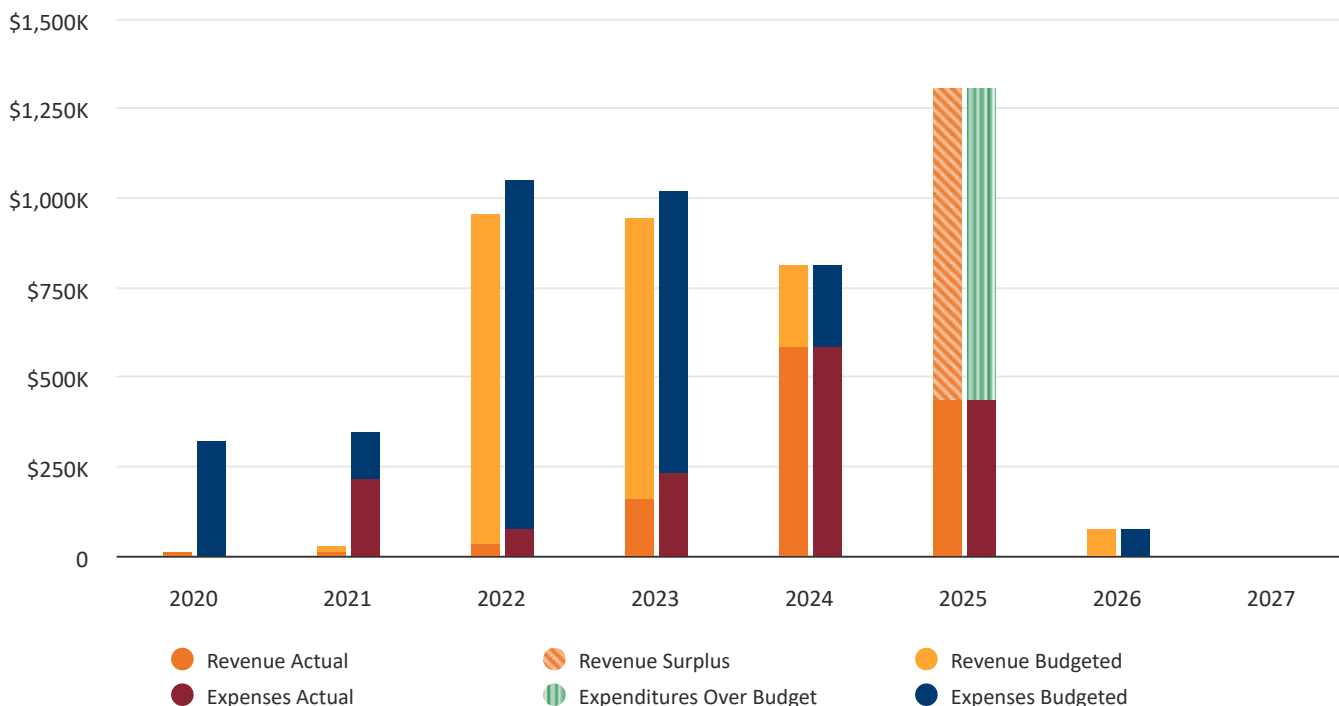
Category	FY 2023 YTD	FY 2024 YTD	FY2025 Original	FY 2025 Projected	FY 2026 Budgeted	FY 2027 Forecasted
<b>Beginning Fund Balance</b>	242,586	319,777	419,621	419,621	519,621	564,621
<b>Revenues</b>						
Miscellaneous Revenues	154,692	121,554	125,000	125,000	120,000	120,000
<b>Total Revenues</b>	154,692	121,554	125,000	125,000	120,000	120,000
<b>Expenditures</b>						
Other Services & Charges	27,500	21,710	29,300	25,000	25,000	25,000
Interfund Transfers	50,000	-	-	-	50,000	457,500
<b>Total Expenditures</b>	77,500	21,710	29,300	25,000	75,000	482,500
<b>Total Revenues Less Expenditures</b>	77,192	99,844	95,700	100,000	45,000	-362,500
<b>Ending Fund Balance</b>	319,778	419,621	515,321	519,621	564,621	202,121

# CDBG Fund

The CDBG Fund is a nonmajor special revenue fund that accounts for the CDBG Revolving Loan Program as well as other CDBG specific grants.

## Summary

Revenues vs Expenditures Summary



FY25 - CDBG PW Mill and Overlay grant originally budgeted in Street Fund

## Comprehensive Fund Summary

### Comprehensive Fund Summary

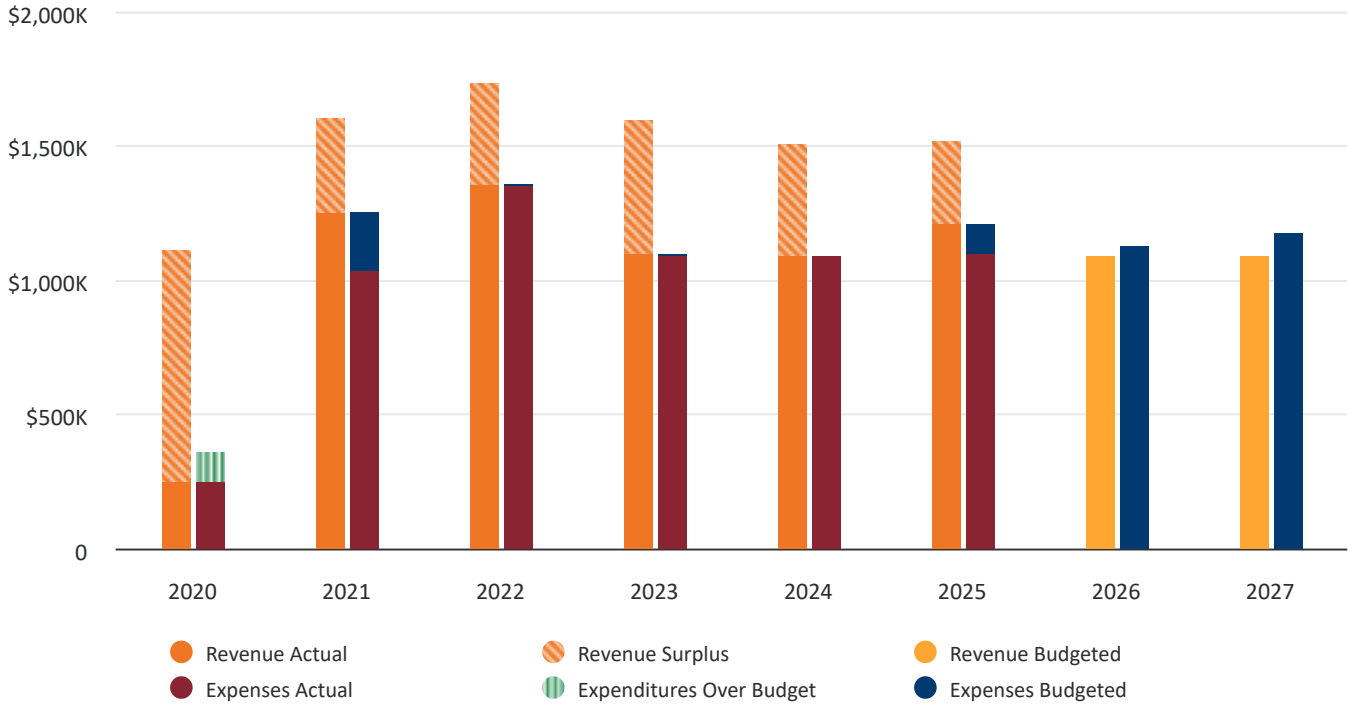
Category	FY 2023 YTD	FY 2024 YTD	FY2025 Original	FY 2025 Projected	FY 2026 Budgeted	FY 2027 Forecasted
<b>Beginning Fund Balance</b>	72,491	180	-	-	-	-
<b>Revenues</b>						
Intergovernmental Revenue	137,003	584,474	435,000	982,000	50,000	-
Miscellaneous Revenues	19,606	25	-	-	-	-
Other Financing Sources	-	-	-	325,000	25,000	-
<b>Total Revenues</b>	<b>156,609</b>	<b>584,499</b>	<b>435,000</b>	<b>1,307,000</b>	<b>75,000</b>	<b>-</b>
<b>Expenditures</b>						
Contractual Services	228,920	584,679	435,000	1,307,000	75,000	-
<b>Total Expenditures</b>	<b>228,920</b>	<b>584,679</b>	<b>435,000</b>	<b>1,307,000</b>	<b>75,000</b>	<b>-</b>
<b>Total Revenues Less Expenditures</b>	<b>-72,311</b>	<b>-180</b>	<b>-</b>	<b>-</b>	<b>-</b>	<b>-</b>
<b>Ending Fund Balance</b>	<b>180</b>	<b>-</b>	<b>-</b>	<b>-</b>	<b>-</b>	<b>-</b>

# Debt Service Fund

Debt Service Funds are used to account for and report financial resources that are restricted, committed, or assigned to expenditures for dept principal and interest. The Debt Service Fund does not account for Special Revenue Funds or Proprietary Funds, those funds each have their own debt service accounted for within the fund.

## Summary

Revenues vs Expenditures Summary



## Comprehensive Fund Summary

### Comprehensive Fund Summary

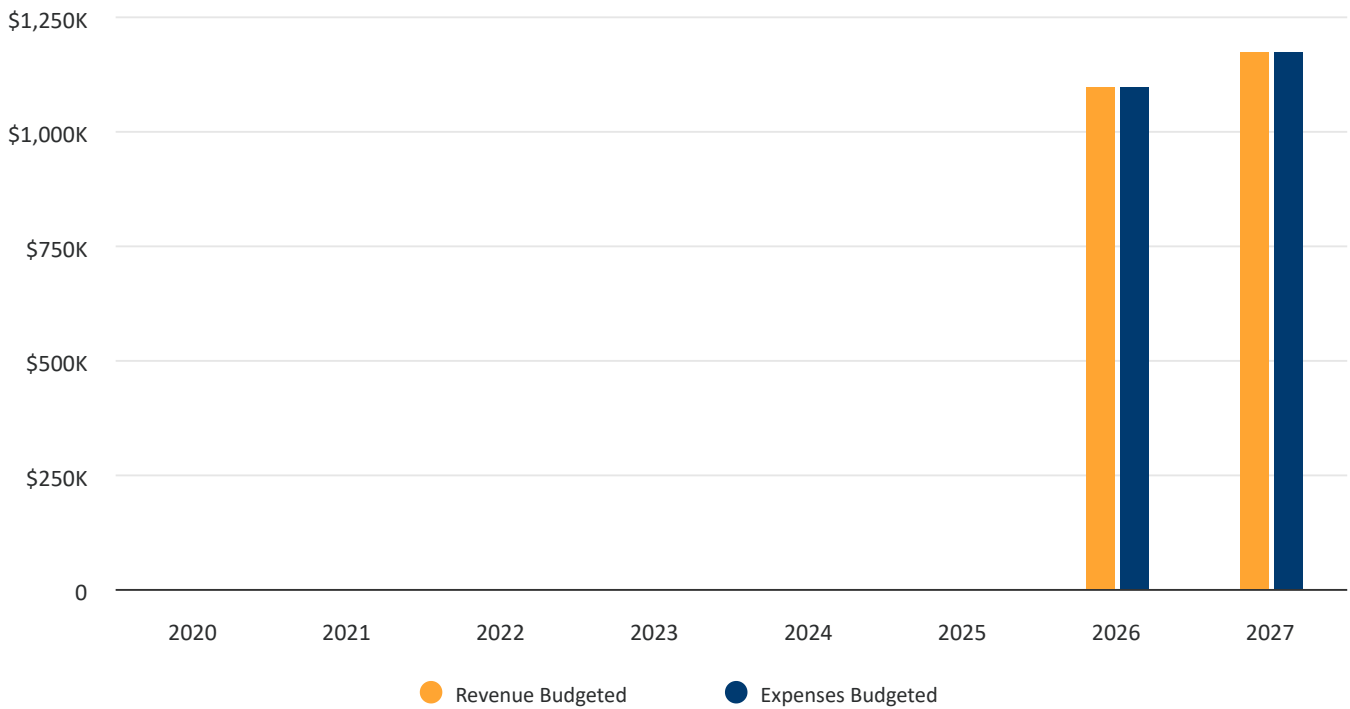
Category	FY 2023 YTD	FY 2024 YTD	FY2025 Original	FY 2025 Projected	FY 2026 Budgeted	FY 2027 Forecasted
<b>Beginning Fund Balance</b>	1,781,399	2,285,448	2,692,356	2,692,356	3,113,121	3,081,094
<b>Revenues</b>						
Taxes	1,596,618	1,500,790	1,211,735	1,516,000	1,091,500	1,091,500
Intergovernmental Revenue	82	-	500	500	500	500
<b>Total Revenues</b>	1,596,700	1,500,790	1,212,235	1,516,500	1,092,000	1,092,000
<b>Expenditures</b>						
Debt Service	1,092,651	1,093,883	1,212,235	1,095,735	1,124,027	1,174,965
<b>Total Expenditures</b>	1,092,651	1,093,883	1,212,235	1,095,735	1,124,027	1,174,965
<b>Total Revenues Less Expenditures</b>	504,049	406,908	-	420,765	-32,027	-82,965
<b>Ending Fund Balance</b>	2,285,448	2,692,356	2,692,356	3,113,121	3,081,094	2,998,129

# Information Technology Services Fund

In FY26, the City of Beatrice will implement an Information Technology Services Fund (IT Fund). The IT Fund is an internal service fund that accounts for the operations of the City's IT Department.

## Summary

Revenues vs Expenditures Summary



## Comprehensive Fund Summary

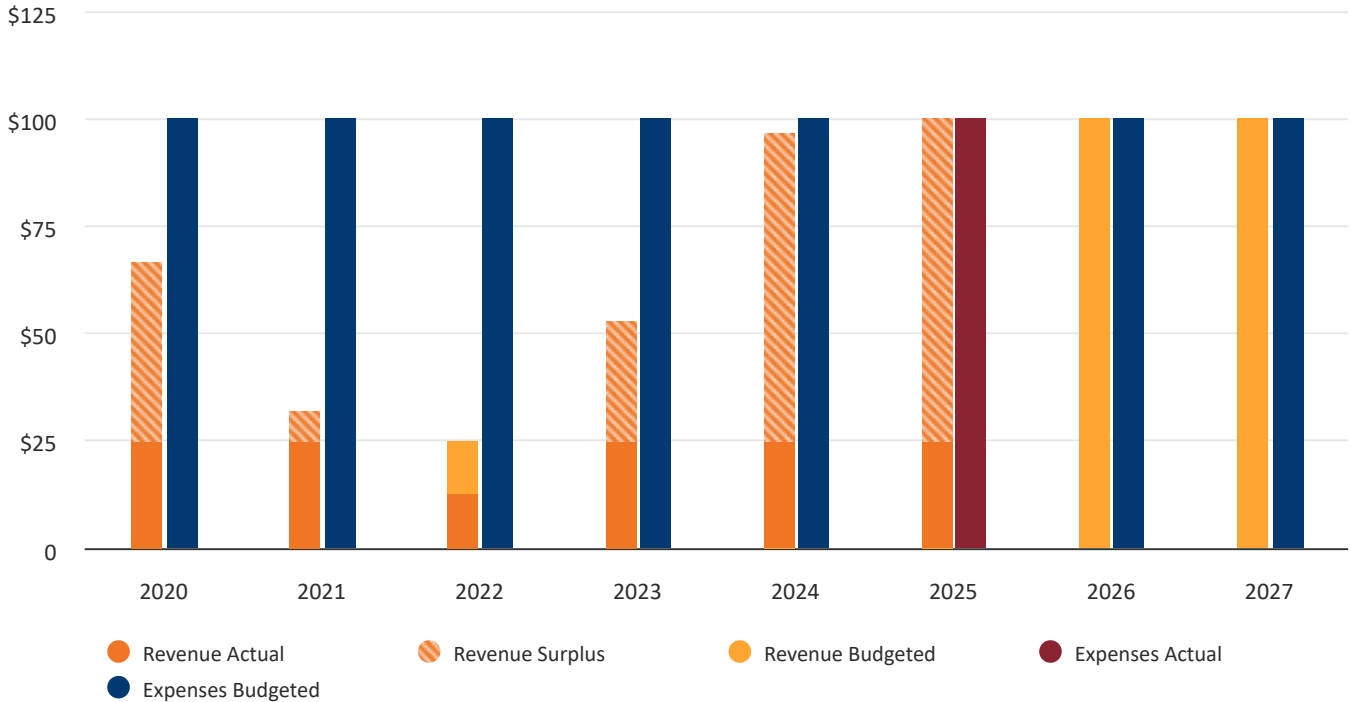
### Comprehensive Fund Summary

Category	FY 2023 YTD	FY 2024 YTD	FY2025 Original	FY 2025 Projected	FY 2026 Budgeted	FY 2027 Forecasted
<b>Beginning Fund Balance</b>	-	-	-	-	-	-
<b>Revenues</b>						
Intergovernmental Revenue	-	-	-	-	1,092,899	1,173,202
<b>Total Revenues</b>	-	-	-	-	<b>1,092,899</b>	<b>1,173,202</b>
<b>Expenditures</b>						
Personal Services	-	-	-	-	592,240	614,787
Other Services & Charges	-	-	-	-	367,159	364,915
Supplies	-	-	-	-	98,000	96,500
Capital Outlays	-	-	-	-	35,500	97,000
<b>Total Expenditures</b>	-	-	-	-	<b>1,092,899</b>	<b>1,173,202</b>
<b>Total Revenues Less Expenditures</b>	-	-	-	-	-	-
<b>Ending Fund Balance</b>	-	-	-	-	-	-

# Norcross/Horner Fund

## Summary

Revenues vs Expenditures Summary



## Comprehensive Fund Summary

### Comprehensive Fund Summary

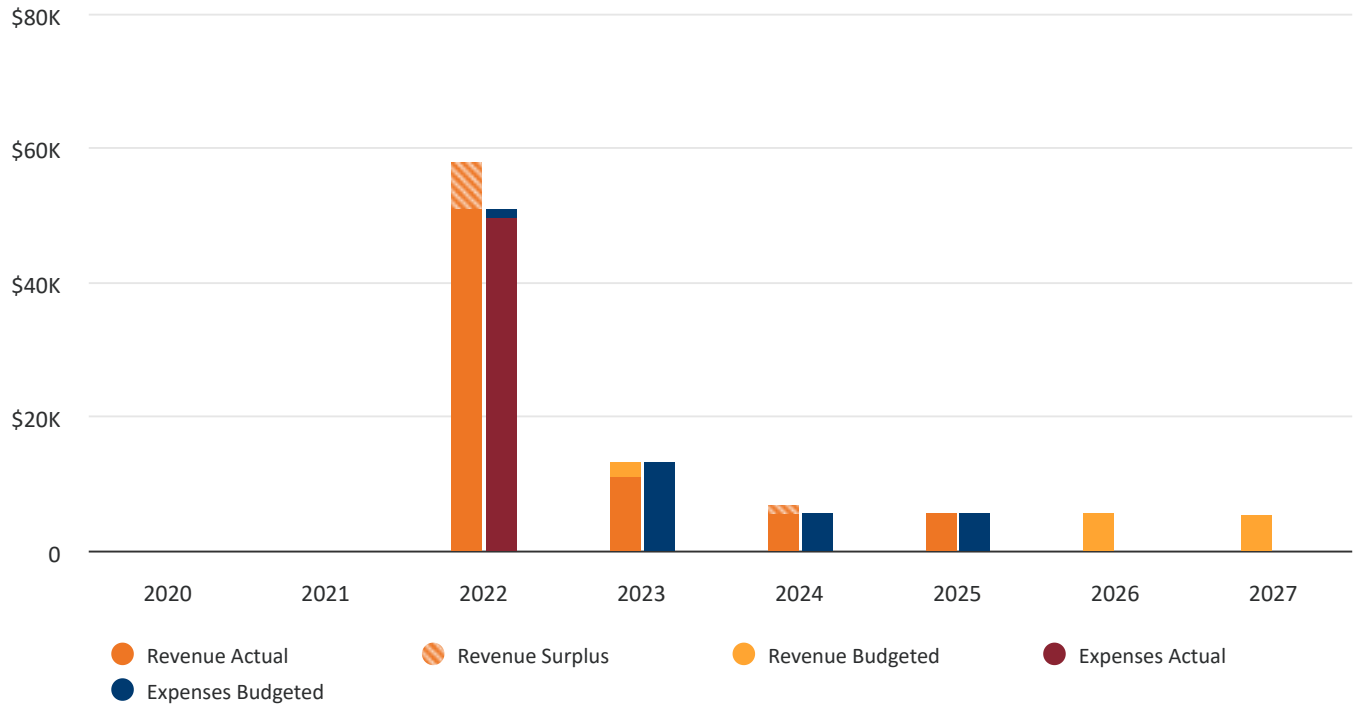
Category	FY 2023 YTD	FY 2024 YTD	FY2025 Original	FY 2025 Projected	FY 2026 Budgeted	FY 2027 Forecasted
<b>Beginning Fund Balance</b>	6,721	6,774	6,871	6,871	6,871	6,871
<b>Revenues</b>						
Miscellaneous Revenues	53	96	25	100	100	100
<b>Total Revenues</b>	53	96	25	100	100	100
<b>Expenditures</b>						
Other Services & Charges	-	-	100	100	100	100
<b>Total Expenditures</b>	-	-	100	100	100	100
<b>Total Revenues Less Expenditures</b>	53	96	-75	-	-	-
<b>Ending Fund Balance</b>	6,774	6,870	6,796	6,871	6,871	6,871

# Special Assessment-Unbonded

Debt Service Funds include special unbonded assessments to account for specific assessment districts created by the City.

## Summary

Revenues vs Expenditures Summary



## Comprehensive Fund Summary

### Comprehensive Fund Summary

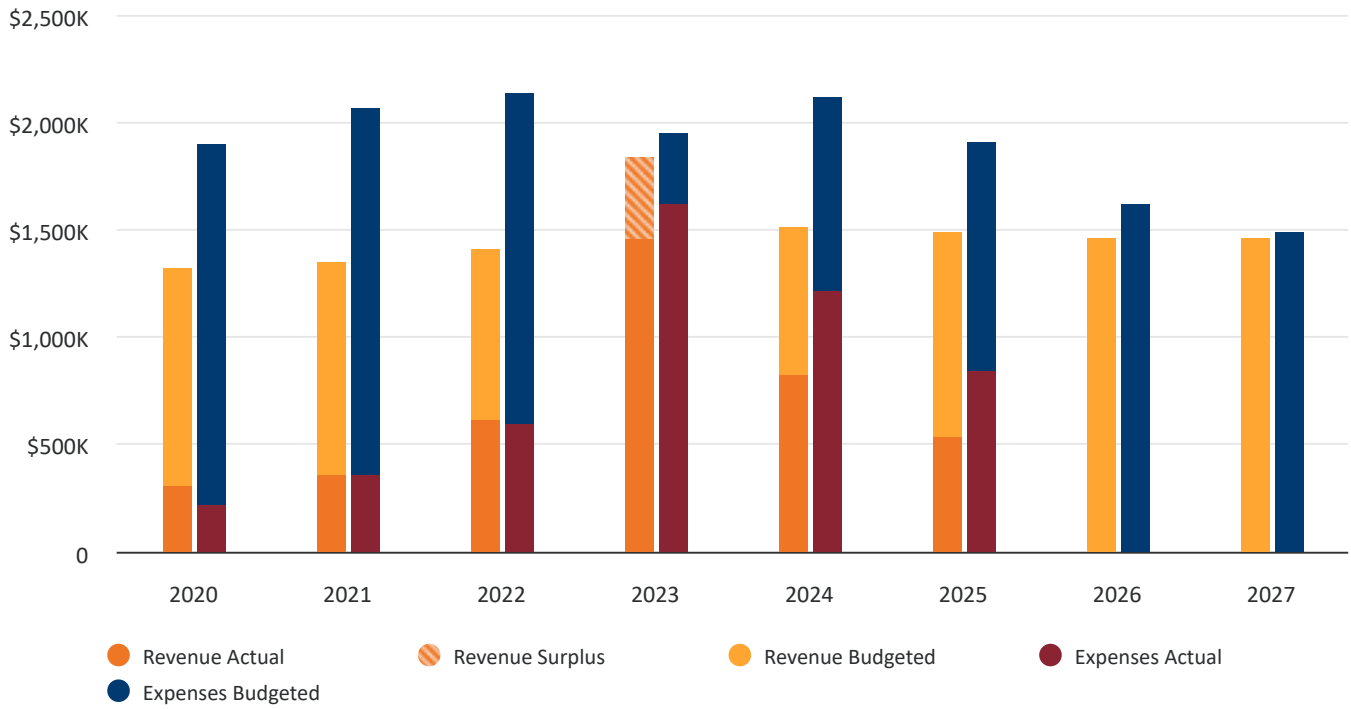
Category	FY 2023 YTD	FY 2024 YTD	FY2025 Original	FY 2025 Projected	FY 2026 Budgeted	FY 2027 Forecasted
<b>Beginning Fund Balance</b>	533	11,415	19,626	19,626	25,196	30,661
<b>Revenues</b>						
Miscellaneous Revenues	10,882	6,692	5,570	5,570	5,465	5,355
<b>Total Revenues</b>	10,882	6,692	5,570	5,570	5,465	5,355
<b>Expenditures</b>						
Debt Service	-	-	5,570	-	-	-
<b>Total Expenditures</b>	-	-	5,570	-	-	-
<b>Total Revenues Less Expenditures</b>	10,882	6,692	-	5,570	5,465	5,355
<b>Ending Fund Balance</b>	11,415	18,107	19,626	25,196	30,661	36,016

# Economic Development

The Economic Development Fund is a nonmajor special revenue fund that accounts for the operation of the economic development program.

## Summary

Revenues vs Expenditures Summary



## Comprehensive Fund Summary

### Comprehensive Fund Summary

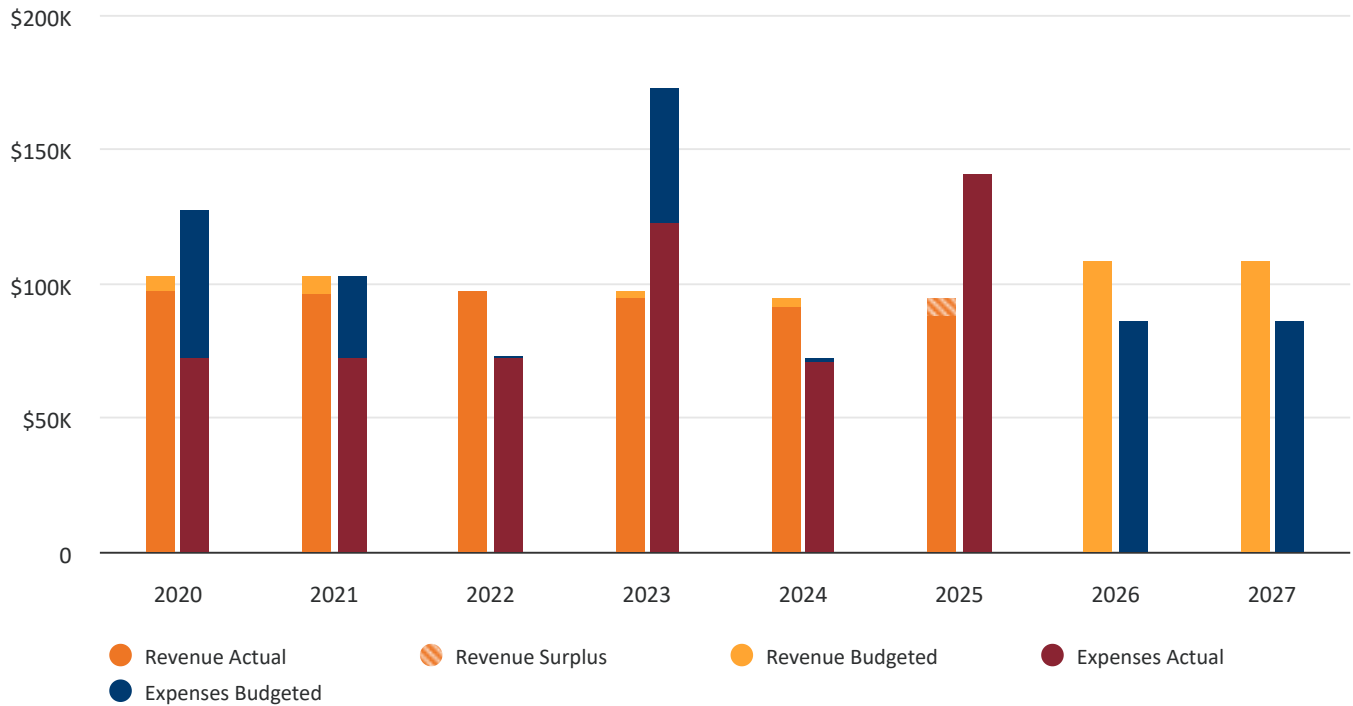
Category	FY 2023 YTD	FY 2024 YTD	FY2025 Original	FY 2025 Projected	FY 2026 Budgeted	FY 2027 Forecasted
<b>Beginning Fund Balance</b>	<b>742,375</b>	<b>958,474</b>	<b>563,229</b>	<b>563,229</b>	<b>254,860</b>	<b>101,418</b>
<b>Revenues</b>						
Intergovernmental Revenue	-	150,000	-	-	-	-
Miscellaneous Revenues	539,128	635,355	468,953	533,561	443,773	444,073
Other Financing Sources	1,297,993	37,638	1,020,000	-	1,020,000	1,020,000
<b>Total Revenues</b>	<b>1,837,121</b>	<b>822,992</b>	<b>1,488,953</b>	<b>533,561</b>	<b>1,463,773</b>	<b>1,464,073</b>
<b>Expenditures</b>						
Other Services & Charges	14,592	-	-	-	-	-
Capital Outlays	1,129,398	289,024	1,458,295	78,000	1,025,000	1,025,000
Contractual Services	477,031	740,855	200,000	520,900	348,000	223,000
Debt Service	-	188,357	243,030	243,030	244,215	239,970
<b>Total Expenditures</b>	<b>1,621,022</b>	<b>1,218,236</b>	<b>1,901,325</b>	<b>841,930</b>	<b>1,617,215</b>	<b>1,487,970</b>
<b>Total Revenues Less Expenditures</b>	<b>216,099</b>	<b>-395,244</b>	<b>-412,372</b>	<b>-308,369</b>	<b>-153,442</b>	<b>-23,897</b>
<b>Ending Fund Balance</b>	<b>958,474</b>	<b>563,230</b>	<b>150,857</b>	<b>254,860</b>	<b>101,418</b>	<b>77,521</b>

# 911 Surcharge

The 911 Surcharge Fund is a nonmajor special revenue fund that accounts for 911 surcharge fees, as well as 911 funds received from the State, that are restricted for 911 operations.

## Summary

Revenues vs Expenditures Summary



## Comprehensive Fund Summary

### Comprehensive Fund Summary

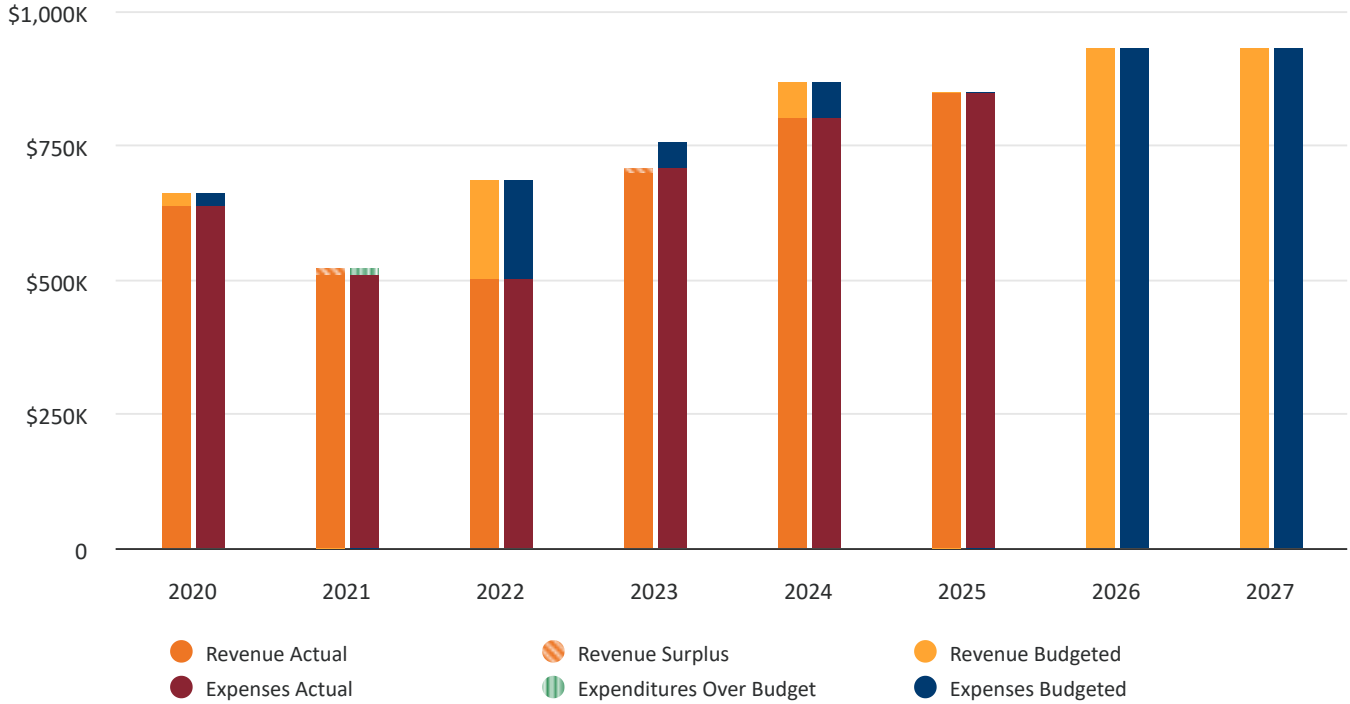
Category	FY 2023 YTD	FY 2024 YTD	FY2025 Original	FY 2025 Projected	FY 2026 Budgeted	FY 2027 Forecasted
<b>Beginning Fund Balance</b>	122,542	94,693	114,821	114,821	62,321	84,321
<b>Revenues</b>						
Taxes	94,418	90,578	87,801	88,301	108,155	108,155
<b>Total Revenues</b>	94,418	90,578	87,801	88,301	108,155	108,155
<b>Expenditures</b>						
Capital Outlays	49,996	7,350	75,000	75,000	-	-
Interfund Transfers	72,270	63,100	65,801	65,801	86,155	86,155
<b>Total Expenditures</b>	122,266	70,450	140,801	140,801	86,155	86,155
<b>Total Revenues Less Expenditures</b>	-27,848	20,128	-53,000	-52,500	22,000	22,000
<b>Ending Fund Balance</b>	94,694	114,821	61,821	62,321	84,321	106,321

# Community Redevelopment Authority

The Community Redevelopment Authority (CRA) Fund is a fiduciary fund that receives and distributes tax increment financing funds. These funds are deposited with the City Treasurer as ex-officio treasurer of the authority without any commingling of the money with other City funds. The CRA has a separate governing body that is appointed by the City.

## Summary

Revenues vs Expenditures Summary



## Comprehensive Fund Summary

### Comprehensive Fund Summary

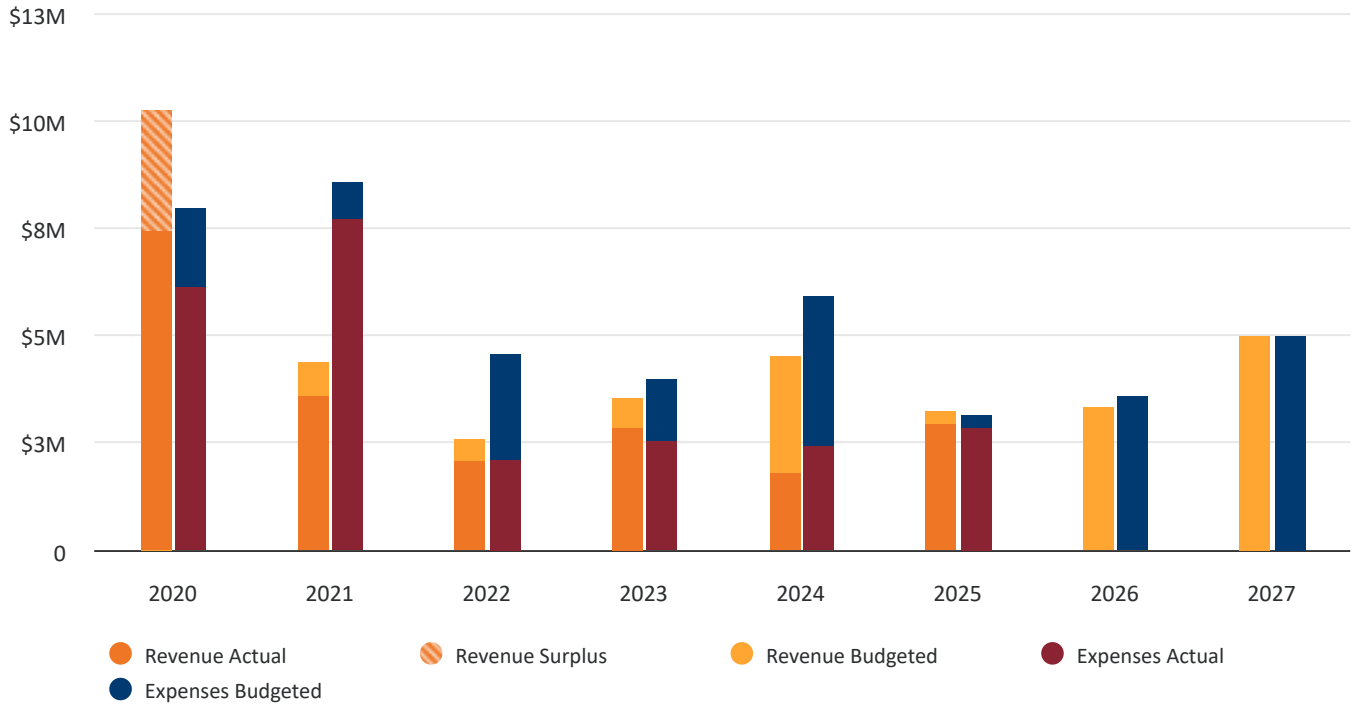
Category	FY 2023 YTD	FY 2024 YTD	FY2025 Original	FY 2025 Projected	FY 2026 Budgeted	FY 2027 Forecasted
<b>Beginning Fund Balance</b>	-	-	-	-	-	-
<b>Revenues</b>						
Intergovernmental Revenue	705,388	799,097	850,700	846,300	931,600	931,600
<b>Total Revenues</b>	<b>705,388</b>	<b>799,097</b>	<b>850,700</b>	<b>846,300</b>	<b>931,600</b>	<b>931,600</b>
<b>Expenditures</b>						
Contractual Services	705,388	799,097	850,700	846,300	931,600	931,600
<b>Total Expenditures</b>	<b>705,388</b>	<b>799,097</b>	<b>850,700</b>	<b>846,300</b>	<b>931,600</b>	<b>931,600</b>
<b>Total Revenues Less Expenditures</b>	-	-	-	-	-	-
<b>Ending Fund Balance</b>	-	-	-	-	-	-

# Capital Projects Fund

The Capital Projects Funds account for and report financial resources that are restricted, committed, or assigned to expenditures for the acquisition of fixed assets or construction of major capital facilities not being financed by proprietary funds. The Capital Projects Funds consist of the Public Safety Capital Improvements Fund and the Capital Improvements Fund.

## Summary

Revenues vs Expenditures Summary



## Comprehensive Fund Summary

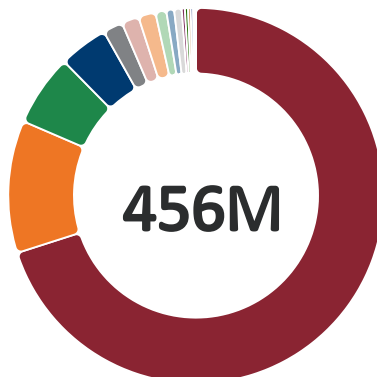
### Comprehensive Fund Summary

Category	FY 2023 YTD	FY 2024 YTD	FY2025 Original	FY 2025 Projected	FY 2026 Budgeted	FY 2027 Forecasted
<b>Beginning Fund Balance</b>	<b>745,942</b>	<b>1,056,340</b>	<b>416,219</b>	<b>416,219</b>	<b>489,445</b>	<b>210,220</b>
<b>Revenues</b>						
Taxes	-	-	-	-	-	835,000
Intergovernmental Revenue	478,816	483,115	736,700	1,108,858	1,869,150	705,650
Miscellaneous Revenues	179,055	367,891	321,686	202,186	122,595	2,087,000
Other Financing Sources	2,176,711	921,463	2,169,600	1,617,913	1,309,505	1,369,750
<b>Total Revenues</b>	<b>2,834,582</b>	<b>1,772,468</b>	<b>3,227,986</b>	<b>2,928,957</b>	<b>3,301,250</b>	<b>4,997,400</b>
<b>Expenditures</b>						
Other Services & Charges	-	70,110	10,500	10,500	10,125	8,100
Capital Outlays	2,220,737	2,036,915	2,831,086	2,548,231	3,270,350	4,679,100
Contractual Services	303,447	305,565	305,500	297,000	300,000	300,000
<b>Total Expenditures</b>	<b>2,524,184</b>	<b>2,412,590</b>	<b>3,147,086</b>	<b>2,855,731</b>	<b>3,580,475</b>	<b>4,987,200</b>
<b>Total Revenues Less Expenditures</b>	<b>310,398</b>	<b>-640,122</b>	<b>80,900</b>	<b>73,226</b>	<b>-279,225</b>	<b>10,200</b>
<b>Ending Fund Balance</b>	<b>1,056,340</b>	<b>416,218</b>	<b>497,119</b>	<b>489,445</b>	<b>210,220</b>	<b>220,420</b>

# Capital Improvement Plan

# Capital Improvement Plan - Departments

FY26 - FY33 Capital Costs by Department (including Historical Budgeted)



Electric	\$319,140,858	70.06%
Street	\$51,970,631	11.41%
WPC	\$28,092,500	6.17%
Public Properties	\$19,146,572	4.20%
Airport	\$7,825,500	1.72%
Beatrice Area Solid Waste Agency (BASWA)	\$6,793,800	1.49%
Water	\$6,733,000	1.48%
Suppression	\$4,291,000	0.94%
Sanitation	\$3,019,500	0.66%
Ambulance EMS	\$2,963,000	0.65%
Communications	\$1,267,000	0.28%
General Administration	\$1,225,000	0.27%
Information Technology Services	\$1,012,150	0.22%
Fire Administration	\$900,000	0.20%
Patrol	\$816,750	0.18%
Police Administration	\$165,000	0.04%
Community Development	\$90,000	0.02%
Library	\$79,500	0.02%

## Electric

Category	Historical Budgeted	FY2026	FY2027	FY2028	FY2029	FY2030	FY2031	FY2032	FY2033	Total
Power Generation Facility	\$162,500	\$1,000,000	\$2,000,000	\$100,000,000	\$100,000,000	\$50,000,000	\$47,500,000	\$0	\$0	\$300,662,500
Truck Replacements	\$0	\$730,000	\$230,000	\$450,000	\$410,000	\$410,000	\$600,000	\$130,000	\$140,000	\$3,100,000
12.5Kv Conversion	\$600,000	\$300,000	\$300,000	\$300,000	\$300,000	\$300,000	\$300,000	\$300,000	\$300,000	\$3,000,000
Transformers - Electric	\$400,000	\$250,000	\$250,000	\$250,000	\$300,000	\$300,000	\$300,000	\$300,000	\$300,000	\$2,650,000
Substation #7 Improvements	\$0	\$1,280,000	\$555,000	\$0	\$0	\$0	\$0	\$0	\$0	\$1,835,000
Rebuild Existing Overhead Lines - South of river	\$0	\$150,000	\$150,000	\$150,000	\$250,000	\$250,000	\$250,000	\$0	\$0	\$1,200,000
Substation #2 Improvements	\$0	\$1,012,000	\$0	\$0	\$0	\$0	\$0	\$0	\$0	\$1,012,000
Power Pole Acquisition	\$0	\$0	\$0	\$0	\$0	\$0	\$0	\$0	\$1,000,000	\$1,000,000
Additional Substation Improvements	\$120,000	\$75,000	\$75,000	\$80,000	\$80,000	\$80,000	\$80,000	\$80,000	\$80,000	\$750,000
Meters - Electric	\$90,000	\$60,000	\$60,000	\$60,000	\$60,000	\$60,000	\$60,000	\$60,000	\$60,000	\$570,000
Industrial Park Distribution Line Improvements	\$0	\$551,000	\$0	\$0	\$0	\$0	\$0	\$0	\$0	\$551,000
Underground Cable Replacements	\$130,000	\$65,000	\$65,000	\$65,000	\$65,000	\$65,000	\$65,000	\$0	\$0	\$520,000
New Construction Projects	\$120,000	\$253,828	\$85,000	\$0	\$0	\$0	\$0	\$0	\$0	\$458,828
New Underground Circuits	\$210,000	\$212,530	\$0	\$0	\$0	\$0	\$0	\$0	\$0	\$422,530
Substation #9 Improvements	\$0	\$414,000	\$0	\$0	\$0	\$0	\$0	\$0	\$0	\$414,000
New Customer Services	\$56,000	\$29,000	\$30,000	\$30,000	\$32,000	\$32,000	\$34,000	\$34,000	\$34,000	\$311,000
Building Improvements to Service Center	\$60,000	\$30,000	\$30,000	\$30,000	\$30,000	\$30,000	\$30,000	\$30,000	\$30,000	\$300,000
Lights Along Trail by Elementary School	\$0	\$0	\$137,000	\$0	\$0	\$0	\$0	\$0	\$0	\$137,000
Substation Master Controls - Fiber Connection	\$0	\$114,000	\$0	\$0	\$0	\$0	\$0	\$0	\$0	\$114,000
Survey Equipment	\$20,000	\$25,000	\$20,000	\$0	\$0	\$0	\$0	\$0	\$0	\$65,000
Aerial Photo	\$0	\$0	\$0	\$30,000	\$0	\$0	\$0	\$0	\$0	\$30,000

## 2.1 Departments

Category	Historical Budgeted	FY2026	FY2027	FY2028	FY2029	FY2030	FY2031	FY2032	FY2033	Total
Tension hoists and pulling equipment	\$0	\$28,000	\$0	\$0	\$0	\$0	\$0	\$0	\$0	\$28,000
Plotter - Large Size	\$0	\$0	\$10,000	\$0	\$0	\$0	\$0	\$0	\$0	\$10,000
<b>Total Electric</b>	<b>\$1,968,500</b>	<b>\$6,579,358</b>	<b>\$3,997,000</b>	<b>\$101,445,000</b>	<b>\$101,527,000</b>	<b>\$51,527,000</b>	<b>\$49,219,000</b>	<b>\$934,000</b>	<b>\$1,944,000</b>	<b>\$319,140,858</b>

## Street

Category	Historical Budgeted	FY2026	FY2027	FY2028	FY2029	FY2030	FY2031	FY2032	FY2033	Total
HWY 136 Reroute	\$0	\$500,000	\$6,400,000	\$5,000,000	\$5,000,000	\$4,500,000	\$0	\$0	\$0	\$21,400,000
Lincoln Street Reconstruction	\$0	\$0	\$0	\$6,500,000	\$6,500,000	\$0	\$0	\$0	\$0	\$13,000,000
Hoyt Street Reconstruction	\$0	\$0	\$0	\$0	\$0	\$0	\$0	\$0	\$4,250,000	\$4,250,000
Paddock & Lincoln Development Street Construction	\$1,350,000	\$1,496,631	\$0	\$0	\$0	\$0	\$0	\$0	\$0	\$2,846,631
Tributary 44 Retention Pond	\$0	\$0	\$0	\$0	\$0	\$0	\$0	\$0	\$1,600,000	\$1,600,000
City Wide Misc. Concrete Repairs	\$280,000	\$150,000	\$155,000	\$160,000	\$165,000	\$170,000	\$170,000	\$175,000	\$175,000	\$1,600,000
Beaver Ave - 6th to 11th	\$0	\$0	\$0	\$0	\$0	\$0	\$0	\$1,200,000	\$0	\$1,200,000
Dump Truck	\$0	\$260,000	\$0	\$0	\$175,000	\$0	\$185,000	\$195,000	\$195,000	\$1,010,000
Future Street Project	\$0	\$0	\$1,000,000	\$0	\$0	\$0	\$0	\$0	\$0	\$1,000,000
HWY Reconstruction Projects	\$0	\$0	\$0	\$860,000	\$0	\$0	\$0	\$0	\$0	\$860,000
Storm Sewer Reconstruction	\$100,000	\$50,000	\$50,000	\$50,000	\$50,000	\$50,000	\$50,000	\$50,000	\$50,000	\$500,000
Market Street - Mill & Overlay	\$0	\$0	\$0	\$425,000	\$0	\$0	\$0	\$0	\$0	\$425,000
7th St - Arthur to Monroe Concrete Recon	\$0	\$375,000	\$0	\$0	\$0	\$0	\$0	\$0	\$0	\$375,000
street sweeper	\$0	\$0	\$0	\$0	\$0	\$365,000	\$0	\$0	\$0	\$365,000
Asphalt Sealing	\$150,000	\$32,500	\$22,500	\$22,500	\$22,500	\$22,500	\$22,500	\$22,500	\$22,500	\$340,000
Armor Coating	\$145,000	\$32,500	\$22,500	\$22,500	\$22,500	\$22,500	\$22,500	\$22,500	\$22,500	\$335,000
7th Street - Mill & Overlay	\$0	\$0	\$0	\$0	\$275,000	\$0	\$0	\$0	\$0	\$275,000
Rubber Tire Loader w/ Grapple	\$0	\$215,000	\$0	\$0	\$0	\$0	\$0	\$0	\$0	\$215,000
Asphalt Roller	\$0	\$0	\$100,000	\$0	\$0	\$0	\$0	\$0	\$0	\$100,000
work trucks	\$0	\$0	\$0	\$90,000	\$0	\$0	\$0	\$0	\$0	\$90,000
Mini Excavator	\$0	\$0	\$0	\$0	\$90,000	\$0	\$0	\$0	\$0	\$90,000
40 inch asphalt mill attachment	\$0	\$39,000	\$0	\$0	\$0	\$0	\$0	\$0	\$0	\$39,000
Salt Barn Shop Improvements	\$0	\$0	\$0	\$0	\$0	\$0	\$30,000	\$0	\$0	\$30,000
Mosquito Fogger	\$0	\$0	\$0	\$25,000	\$0	\$0	\$0	\$0	\$0	\$25,000
<b>Total Street</b>	<b>\$2,025,000</b>	<b>\$3,150,631</b>	<b>\$7,750,000</b>	<b>\$13,155,000</b>	<b>\$12,300,000</b>	<b>\$5,130,000</b>	<b>\$480,000</b>	<b>\$1,665,000</b>	<b>\$6,315,000</b>	<b>\$51,970,631</b>

## WPC

Category	Historical Budgeted	FY2026	FY2027	FY2028	FY2029	FY2030	FY2031	FY2032	FY2033	Total
Future Plant Improvements - WPC	\$0	\$0	\$0	\$100,000	\$750,000	\$7,500,000	\$5,000,000	\$0	\$0	\$13,350,000
Grit Construction	\$1,367,500	\$3,900,000	\$0	\$0	\$0	\$0	\$0	\$0	\$0	\$5,267,500
Headworks Upgrade - WWTF	\$0	\$0	\$0	\$100,000	\$1,250,000	\$0	\$0	\$0	\$0	\$1,350,000
Sanitary Sewer - 24"	\$0	\$0	\$0	\$581,250	\$581,250	\$0	\$0	\$0	\$0	\$1,162,500
Lift Station No. 1	\$0	\$0	\$120,000	\$1,000,000	\$0	\$0	\$0	\$0	\$0	\$1,120,000
Lift Station No. 4	\$0	\$0	\$0	\$75,000	\$850,000	\$0	\$0	\$0	\$0	\$925,000
Sewer Main Lining Projects	\$200,000	\$0	\$120,000	\$120,000	\$120,000	\$120,000	\$120,000	\$120,000	\$0	\$800,000
Industrial By-pass Phase II	\$0	\$0	\$0	\$600,000	\$0	\$0	\$0	\$0	\$0	\$600,000
Lift Station No. 8	\$0	\$0	\$0	\$0	\$0	\$50,000	\$550,000	\$0	\$0	\$600,000
Lift Station No. 2	\$0	\$0	\$0	\$0	\$50,000	\$550,000	\$0	\$0	\$0	\$600,000
Misc. Sewer Main Extension	\$100,000	\$50,000	\$50,000	\$50,000	\$50,000	\$50,000	\$50,000	\$50,000	\$0	\$400,000
Lift Station No. 5	\$0	\$0	\$0	\$50,000	\$350,000	\$0	\$0	\$0	\$0	\$400,000
Shop Building - WPC	\$0	\$0	\$0	\$375,000	\$0	\$0	\$0	\$0	\$0	\$375,000
Dump Truck - WPC	\$0	\$0	\$0	\$0	\$220,000	\$0	\$0	\$0	\$0	\$220,000
Lift Station Misc. Repairs	\$60,000	\$35,000	\$35,000	\$25,000	\$20,000	\$15,000	\$15,000	\$0	\$0	\$205,000
Manhole Rehab Projects	\$50,000	\$25,000	\$25,000	\$25,000	\$25,000	\$25,000	\$25,000	\$0	\$0	\$200,000
Lift Station Evaluation Study	\$0	\$0	\$0	\$60,000	\$0	\$60,000	\$0	\$0	\$0	\$120,000
Misc. Manhole Repairs	\$30,000	\$10,000	\$10,000	\$10,000	\$10,000	\$10,000	\$10,000	\$10,000	\$0	\$90,000
RBC Building - Bearing and Drive Units	\$37,500	\$40,000	\$10,000	\$0	\$0	\$0	\$0	\$0	\$0	\$87,500
Tools & Work Equipment	\$10,000	\$10,000	\$10,000	\$10,000	\$10,000	\$10,000	\$10,000	\$0	\$0	\$70,000
Truck Video Trailer	\$0	\$0	\$0	\$55,000	\$0	\$0	\$0	\$0	\$0	\$55,000
Bio Solids - Pump Room Dewatering	\$0	\$0	\$0	\$35,000	\$0	\$0	\$0	\$0	\$0	\$35,000
Primary Clarifier - Wier Washer Improvements	\$0	\$20,000	\$0	\$0	\$0	\$0	\$0	\$0	\$0	\$20,000
UV System Upgrade	\$0	\$10,000	\$10,000	\$0	\$0	\$0	\$0	\$0	\$0	\$20,000
Mower - 72"	\$0	\$0	\$0	\$20,000	\$0	\$0	\$0	\$0	\$0	\$20,000
<b>Total WPC</b>	<b>\$1,855,000</b>	<b>\$4,100,000</b>	<b>\$390,000</b>	<b>\$3,291,250</b>	<b>\$4,286,250</b>	<b>\$8,390,000</b>	<b>\$5,780,000</b>	<b>\$0</b>	<b>\$0</b>	<b>\$28,092,500</b>

## Public Properties

Category	Historical Budgeted	FY2026	FY2027	FY2028	FY2029	FY2030	FY2031	FY2032	FY2033	Total
New Water Park	\$250,000	\$0	\$0	\$250,000	\$0	\$8,000,000	\$0	\$0	\$0	\$8,500,000
Homestead Trail Extension	\$0	\$0	\$2,225,000	\$2,225,000	\$0	\$0	\$0	\$0	\$0	\$4,450,000
Playground Improvements	\$0	\$435,000	\$0	\$260,000	\$0	\$275,000	\$0	\$250,000	\$0	\$1,220,000



## 2.1 Departments

Category	Historical Budgeted	FY2026	FY2027	FY2028	FY2029	FY2030	FY2031	FY2032	FY2033	Total
Hannibal Park Ball Field Improvements	\$0	\$840,000	\$0	\$200,000	\$0	\$0	\$0	\$0	\$0	\$1,040,000
Ball Field Lighting Project	\$123,372	\$0	\$130,000	\$130,000	\$130,000	\$130,000	\$130,000	\$0	\$0	\$773,372
RC Track or Pickle Ball Courts - Grant Dependent	\$0	\$0	\$500,000	\$0	\$0	\$0	\$0	\$0	\$0	\$500,000
Building Improvements - Aud (Heating System)	\$22,000	\$0	\$0	\$416,000	\$0	\$0	\$0	\$0	\$0	\$438,000
Park Road Improvements	\$190,000	\$0	\$0	\$0	\$0	\$0	\$65,000	\$0	\$0	\$255,000
Mower - PP	\$78,000	\$0	\$51,000	\$0	\$0	\$56,000	\$0	\$59,000	\$0	\$244,000
Building Improvements - Chautauqua Park (Shower Bathroom)	\$0	\$0	\$0	\$0	\$220,000	\$0	\$0	\$0	\$0	\$220,000
Vehicle - PP	\$0	\$0	\$0	\$48,000	\$0	\$50,000	\$0	\$0	\$55,000	\$153,000
Tuckpoint and caulking Beatrice Public Library Soccer Fields at YMCA	\$0	\$0	\$0	\$150,000	\$0	\$0	\$0	\$0	\$0	\$150,000
Light Fixture Improvements	\$25,000	\$0	\$0	\$0	\$0	\$0	\$39,000	\$26,000	\$42,000	\$132,000
Replace Christmas Lights	\$0	\$0	\$0	\$0	\$100,000	\$0	\$0	\$0	\$0	\$100,000
Hannibal Park Resurfacing of Tennis Courts	\$0	\$0	\$0	\$0	\$0	\$85,000	\$0	\$0	\$0	\$85,000
Dump Truck - PP	\$40,000	\$0	\$0	\$0	\$0	\$45,000	\$0	\$0	\$0	\$85,000
Trail Benches	\$27,000	\$0	\$0	\$0	\$0	\$14,000	\$14,000	\$14,000	\$14,000	\$83,000
Building Improvements - Senior Center (Front Door & Heat Pump)	\$18,000	\$27,000	\$14,000	\$14,000	\$0	\$0	\$0	\$0	\$0	\$73,000
Pickle Ball Court Resurfacing	\$0	\$0	\$32,000	\$0	\$0	\$0	\$0	\$0	\$40,000	\$72,000
Duck Pond Improvements	\$0	\$50,000	\$0	\$0	\$0	\$0	\$0	\$0	\$0	\$50,000
Auditorium Heat Pump Replacement	\$0	\$0	\$0	\$12,000	\$12,000	\$12,000	\$12,000	\$0	\$0	\$48,000
Trail Concept Study from Hannibal Park to Mead Lumber	\$0	\$0	\$0	\$45,000	\$0	\$0	\$0	\$0	\$0	\$45,000
Concrete repairs at Beatrice Senior Center	\$0	\$0	\$0	\$0	\$0	\$20,000	\$0	\$0	\$20,000	\$40,000
UTV - PP	\$0	\$0	\$40,000	\$0	\$0	\$0	\$0	\$0	\$0	\$40,000
Concrete Repairs - Trails (Concrete Repairs)	\$0	\$10,000	\$0	\$0	\$10,000	\$0	\$10,000	\$0	\$10,000	\$40,000
Building Improvements- Fire	\$0	\$0	\$0	\$30,000	\$0	\$0	\$0	\$0	\$0	\$30,000
Building Improvements - Library (LED Upgrades)	\$0	\$0	\$0	\$0	\$26,000	\$0	\$0	\$0	\$0	\$26,000
Transfer Switch for Generator at Police Department	\$0	\$0	\$0	\$20,000	\$0	\$0	\$0	\$0	\$0	\$20,000
Electricity of New Building at Gun Range	\$0	\$0	\$0	\$0	\$0	\$18,000	\$0	\$0	\$0	\$18,000
Windows at Police Department	\$0	\$0	\$8,000	\$0	\$8,000	\$0	\$0	\$0	\$0	\$16,000
Purchase Spreader Sprayer	\$0	\$0	\$0	\$16,000	\$0	\$0	\$0	\$0	\$0	\$16,000
Building Improvements - Police Department (Air Quality Filter System & Heat for Evidence Room)	\$0	\$0	\$13,000	\$0	\$0	\$0	\$0	\$0	\$0	\$13,000
Trail Crossing Enhancement	\$0	\$10,000	\$0	\$0	\$0	\$0	\$0	\$0	\$0	\$10,000
LED Lighting for Art Exhibits	\$0	\$6,000	\$0	\$0	\$0	\$0	\$0	\$0	\$0	\$6,000
30ft Flagpole for Building at Police Department	\$0	\$5,200	\$0	\$0	\$0	\$0	\$0	\$0	\$0	\$5,200
<b>Total Public Properties</b>	<b>\$773,372</b>	<b>\$1,383,200</b>	<b>\$3,013,000</b>	<b>\$3,816,000</b>	<b>\$506,000</b>	<b>\$8,855,000</b>	<b>\$270,000</b>	<b>\$349,000</b>	<b>\$181,000</b>	<b>\$19,146,572</b>

## Airport

Category	Historical Budgeted	FY2026	FY2027	FY2028	FY2029	FY2030	FY2031	FY2032	FY2033	Total
Box Hangar	\$0	\$0	\$0	\$0	\$3,000,000	\$0	\$0	\$0	\$0	\$3,000,000
T-Hangar and Taxilane Construction	\$200,000	\$2,552,000	\$0	\$0	\$0	\$0	\$0	\$0	\$0	\$2,752,000
Jet A Fuel Facility	\$0	\$0	\$0	\$0	\$0	\$0	\$0	\$1,000,000	\$0	\$1,000,000
Runway 18 & Runway 36 PAPI-2L	\$0	\$384,000	\$0	\$0	\$0	\$0	\$0	\$0	\$0	\$384,000
Runway 14 & Runway 32 PAPI-2L	\$0	\$382,000	\$0	\$0	\$0	\$0	\$0	\$0	\$0	\$382,000
Snow Plow	\$0	\$0	\$0	\$0	\$0	\$0	\$150,000	\$0	\$0	\$150,000
Lawnmower	\$0	\$0	\$0	\$0	\$60,000	\$0	\$0	\$0	\$0	\$60,000
Articulating boom lift	\$0	\$0	\$45,000	\$0	\$0	\$0	\$0	\$0	\$0	\$45,000
Vehicle Replacement - Airport	\$0	\$45,000	\$0	\$0	\$0	\$0	\$0	\$0	\$0	\$45,000
Flat Tire Dolly & Universal Towbar	\$0	\$7,500	\$0	\$0	\$0	\$0	\$0	\$0	\$0	\$7,500
<b>Total Airport</b>	<b>\$200,000</b>	<b>\$3,370,500</b>	<b>\$45,000</b>	<b>\$0</b>	<b>\$3,060,000</b>	<b>\$0</b>	<b>\$150,000</b>	<b>\$1,000,000</b>	<b>\$0</b>	<b>\$7,825,500</b>

## Beatrice Area Solid Waste Agency (BASWA)

Category	Historical Budgeted	FY2026	FY2027	FY2028	FY2029	FY2030	FY2031	FY2032	FY2033	Total
Landfill Closure	\$0	\$0	\$225,000	\$2,500,000	\$2,500,000	\$0	\$0	\$0	\$0	\$5,225,000
CAT 963 Track Loader	\$461,300	\$0	\$0	\$425,000	\$0	\$0	\$0	\$0	\$0	\$886,300
Construction of New C&D Site	\$0	\$0	\$0	\$300,000	\$0	\$0	\$0	\$0	\$0	\$300,000
Rubber Tire Loader	\$0	\$0	\$155,000	\$0	\$0	\$0	\$0	\$0	\$0	\$155,000
Ground Water Monitoring Wells Install	\$0	\$135,000	\$0	\$0	\$0	\$0	\$0	\$0	\$0	\$135,000
Wind Fences	\$20,000	\$0	\$10,000	\$0	\$0	\$10,000	\$0	\$10,000	\$0	\$50,000
Four wheel drive truck	\$0	\$20,000	\$0	\$0	\$0	\$22,500	\$0	\$0	\$0	\$42,500
<b>Total Beatrice Area Solid Waste Agency (BASWA)</b>	<b>\$481,300</b>	<b>\$155,000</b>	<b>\$390,000</b>	<b>\$3,225,000</b>	<b>\$2,500,000</b>	<b>\$32,500</b>	<b>\$0</b>	<b>\$10,000</b>	<b>\$0</b>	<b>\$6,793,800</b>



## 2.1 Departments

### Water

Category	Historical Budgeted	FY2026	FY2027	FY2028	FY2029	FY2030	FY2031	FY2032	FY2033	Total
WM Replacements - 2029-2033	\$0	\$0	\$0	\$0	\$350,000	\$350,000	\$350,000	\$350,000	\$350,000	\$1,750,000
Meters - Water	\$200,000	\$70,000	\$70,000	\$70,000	\$70,000	\$70,000	\$70,000	\$70,000	\$70,000	\$760,000
Well Construction/Drilling at New Farm	\$0	\$100,000	\$100,000	\$100,000	\$200,000	\$200,000	\$0	\$0	\$0	\$700,000
Service Trucks	\$0	\$90,000	\$90,000	\$90,000	\$70,000	\$70,000	\$70,000	\$70,000	\$70,000	\$620,000
Well Rehab	\$110,000	\$55,000	\$55,000	\$55,000	\$55,000	\$55,000	\$55,000	\$55,000	\$55,000	\$550,000
WM - 6" - 3rd & 4th, Ames & Perkins	\$0	\$0	\$0	\$350,000	\$0	\$0	\$0	\$0	\$0	\$350,000
WM - 6" - Helen, Grace, & Miliken	\$0	\$0	\$300,000	\$0	\$0	\$0	\$0	\$0	\$0	\$300,000
Water Main Replacement - Open Account	\$50,000	\$25,000	\$25,000	\$25,000	\$25,000	\$25,000	\$25,000	\$25,000	\$25,000	\$250,000
WM - 8" - N 7th	\$0	\$180,000	\$0	\$0	\$0	\$0	\$0	\$0	\$0	\$180,000
VFD and Other Electronics Replacements	\$0	\$18,000	\$36,000	\$18,000	\$18,000	\$18,000	\$18,000	\$18,000	\$18,000	\$162,000
Dump Truck - Water	\$0	\$160,000	\$0	\$0	\$0	\$0	\$0	\$0	\$0	\$160,000
Control Valve at Wellfield	\$0	\$0	\$150,000	\$0	\$0	\$0	\$0	\$0	\$0	\$150,000
Backhoe - Water	\$0	\$0	\$0	\$145,000	\$0	\$0	\$0	\$0	\$0	\$145,000
WM - 6" - Florence Ave & 6th	\$0	\$0	\$120,000	\$0	\$0	\$0	\$0	\$0	\$0	\$120,000
Wellfield Road Maintenance	\$0	\$10,000	\$25,000	\$0	\$25,000	\$0	\$25,000	\$0	\$25,000	\$110,000
Tools and Equipment	\$0	\$12,000	\$12,000	\$12,000	\$12,000	\$12,000	\$12,000	\$12,000	\$12,000	\$96,000
Skid Steer	\$0	\$65,000	\$0	\$0	\$0	\$0	\$0	\$0	\$0	\$65,000
24" Valve at Farm Wells	\$0	\$60,000	\$0	\$0	\$0	\$0	\$0	\$0	\$0	\$60,000
WM - 6" - Hayes to High	\$0	\$60,000	\$0	\$0	\$0	\$0	\$0	\$0	\$0	\$60,000
Chlorine Building	\$0	\$40,000	\$0	\$0	\$0	\$0	\$0	\$0	\$0	\$40,000
Fence Around Reservoirs	\$0	\$0	\$15,000	\$15,000	\$0	\$0	\$0	\$0	\$0	\$30,000
Skid Steer - Attachments/Accessories	\$0	\$30,000	\$0	\$0	\$0	\$0	\$0	\$0	\$0	\$30,000
Fiber to Well Houses	\$0	\$10,000	\$0	\$0	\$0	\$0	\$0	\$0	\$0	\$10,000
Trailer - Shoring	\$0	\$10,000	\$0	\$0	\$0	\$0	\$0	\$0	\$0	\$10,000
Trailer - Tilt Deck	\$0	\$10,000	\$0	\$0	\$0	\$0	\$0	\$0	\$0	\$10,000
Crane Truck - Water	\$0	\$10,000	\$0	\$0	\$0	\$0	\$0	\$0	\$0	\$10,000
Shop furniture	\$0	\$0	\$5,000	\$0	\$0	\$0	\$0	\$0	\$0	\$5,000
<b>Total Water</b>	<b>\$360,000</b>	<b>\$1,015,000</b>	<b>\$1,003,000</b>	<b>\$880,000</b>	<b>\$825,000</b>	<b>\$800,000</b>	<b>\$625,000</b>	<b>\$600,000</b>	<b>\$625,000</b>	<b>\$6,733,000</b>

### Suppression

Category	Historical Budgeted	FY2026	FY2027	FY2028	FY2029	FY2030	FY2031	FY2032	FY2033	Total
Ladder Truck	\$0	\$0	\$0	\$0	\$0	\$0	\$0	\$0	\$2,000,000	\$2,000,000
Fire Engine Rebudget	\$0	\$0	\$835,000	\$0	\$0	\$0	\$0	\$0	\$0	\$835,000
Personal Protective Equipment	\$70,000	\$30,000	\$33,000	\$35,000	\$40,000	\$45,000	\$50,000	\$55,000	\$60,000	\$418,000
Self-Contained Breathing Apparatus	\$53,000	\$36,000	\$38,000	\$40,000	\$44,000	\$46,000	\$48,000	\$50,000	\$53,000	\$408,000
Vehicle - Fire Department	\$0	\$0	\$0	\$65,000	\$0	\$80,000	\$0	\$0	\$85,000	\$230,000
Fire/Rescue/Hazmat Equipment	\$29,000	\$16,000	\$17,000	\$17,000	\$18,000	\$19,000	\$20,000	\$21,000	\$23,000	\$180,000
Extrication Equipment	\$0	\$75,000	\$0	\$0	\$0	\$0	\$0	\$0	\$80,000	\$155,000
Training Props	\$0	\$0	\$65,000	\$0	\$0	\$0	\$0	\$0	\$0	\$65,000
<b>Total Suppression</b>	<b>\$152,000</b>	<b>\$157,000</b>	<b>\$988,000</b>	<b>\$157,000</b>	<b>\$102,000</b>	<b>\$190,000</b>	<b>\$118,000</b>	<b>\$126,000</b>	<b>\$2,301,000</b>	<b>\$4,291,000</b>

### Sanitation

Category	Historical Budgeted	FY2026	FY2027	FY2028	FY2029	FY2030	FY2031	FY2032	FY2033	Total
25 yd rear load truck	\$0	\$0	\$335,000	\$0	\$340,000	\$350,000	\$355,000	\$360,000	\$365,000	\$2,105,000
Automated side loader	\$0	\$0	\$0	\$375,000	\$0	\$0	\$0	\$0	\$0	\$375,000
Roll off truck	\$0	\$265,000	\$0	\$0	\$0	\$0	\$0	\$0	\$0	\$265,000
11YD Garbage Truck	\$0	\$155,000	\$0	\$0	\$0	\$0	\$0	\$0	\$0	\$155,000
Recycling Trailers	\$0	\$0	\$25,000	\$0	\$0	\$25,000	\$0	\$0	\$0	\$50,000
Card Board Bailer	\$0	\$45,000	\$0	\$0	\$0	\$0	\$0	\$0	\$0	\$45,000
4 wheel drive truck	\$0	\$18,000	\$0	\$0	\$0	\$0	\$0	\$0	\$0	\$18,000
Fork lift	\$0	\$6,500	\$0	\$0	\$0	\$0	\$0	\$0	\$0	\$6,500
<b>Total Sanitation</b>	<b>\$0</b>	<b>\$489,500</b>	<b>\$360,000</b>	<b>\$375,000</b>	<b>\$340,000</b>	<b>\$375,000</b>	<b>\$355,000</b>	<b>\$360,000</b>	<b>\$365,000</b>	<b>\$3,019,500</b>

### Ambulance EMS

Category	Historical Budgeted	FY2026	FY2027	FY2028	FY2029	FY2030	FY2031	FY2032	FY2033	Total
Vehicle - Ambulance	\$0	\$450,000	\$0	\$450,000	\$0	\$500,000	\$0	\$0	\$550,000	\$1,950,000
Defibrillator	\$0	\$0	\$160,000	\$0	\$112,000	\$0	\$200,000	\$0	\$180,000	\$652,000
Mobile Data Computer Notebooks	\$23,000	\$11,000	\$12,000	\$12,000	\$12,000	\$13,000	\$13,000	\$14,000	\$14,000	\$124,000
Radio Communication Upgrade	\$0	\$0	\$85,000	\$0	\$0	\$0	\$0	\$0	\$0	\$85,000
Ventulators	\$0	\$0	\$0	\$0	\$25,000	\$0	\$0	\$0	\$30,000	\$55,000
Automated CPR Machine	\$0	\$50,000	\$0	\$0	\$0	\$0	\$0	\$0	\$0	\$50,000



## 2.1 Departments

Category	Historical Budgeted	FY2026	FY2027	FY2028	FY2029	FY2030	FY2031	FY2032	FY2033	Total
IV Pumps	\$9,000	\$0	\$0	\$10,000	\$0	\$0	\$0	\$0	\$12,000	\$31,000
Ambulance Mannequin Advanced	\$0	\$0	\$16,000	\$0	\$0	\$0	\$0	\$0	\$0	\$16,000
<b>Total Ambulance EMS</b>	<b>\$32,000</b>	<b>\$511,000</b>	<b>\$273,000</b>	<b>\$472,000</b>	<b>\$149,000</b>	<b>\$513,000</b>	<b>\$213,000</b>	<b>\$14,000</b>	<b>\$786,000</b>	<b>\$2,963,000</b>

## Communications

Category	Historical Budgeted	FY2026	FY2027	FY2028	FY2029	FY2030	FY2031	FY2032	FY2033	Total
Mobile Command Post		\$0	\$350,000	\$0	\$0	\$0	\$0	\$0	\$0	\$350,000
New Tower		\$0	\$0	\$0	\$0	\$0	\$0	\$0	\$300,000	\$300,000
Nexlog Recorder		\$0	\$250,000	\$0	\$0	\$0	\$0	\$0	\$0	\$250,000
Radio Consoles		\$0	\$150,000	\$0	\$0	\$0	\$0	\$0	\$0	\$150,000
Enterprise Records		\$0	\$100,000	\$0	\$0	\$0	\$0	\$0	\$0	\$100,000
Communications Work Station		\$0	\$75,000	\$0	\$0	\$0	\$0	\$0	\$0	\$75,000
Relocation of Communication Equipment		\$0	\$33,000	\$0	\$0	\$0	\$0	\$0	\$0	\$33,000
Base Radio		\$0	\$9,000	\$0	\$0	\$0	\$0	\$0	\$0	\$9,000
<b>Total Communications</b>		<b>\$0</b>	<b>\$967,000</b>	<b>\$0</b>	<b>\$0</b>	<b>\$0</b>	<b>\$0</b>	<b>\$0</b>	<b>\$300,000</b>	<b>\$1,267,000</b>

## General Administration

Category	Historical Budgeted	FY2026	FY2027	FY2028	FY2029	FY2030	FY2031	FY2032	FY2033	Total
Dempsters Demolition and Cleanup	\$150,000	\$200,000	\$200,000	\$200,000	\$200,000	\$200,000	\$0	\$0	\$0	\$1,150,000
Comprehensive Plan	\$0	\$75,000	\$0	\$0	\$0	\$0	\$0	\$0	\$0	\$75,000
<b>Total General Administration</b>	<b>\$150,000</b>	<b>\$275,000</b>	<b>\$200,000</b>	<b>\$200,000</b>	<b>\$200,000</b>	<b>\$200,000</b>	<b>\$0</b>	<b>\$0</b>	<b>\$0</b>	<b>\$1,225,000</b>

## Information Technology Services

Category	Historical Budgeted	FY2026	FY2027	FY2028	FY2029	FY2030	FY2031	FY2032	FY2033	Total
Server Infrastructure	\$29,000	\$15,000	\$0	\$20,000	\$50,000	\$175,000	\$0	\$0	\$0	\$289,000
Core Network Refresh	\$150,300	\$0	\$0	\$0	\$35,000	\$0	\$0	\$0	\$0	\$185,300
Channel 181	\$0	\$0	\$63,000	\$0	\$0	\$0	\$65,000	\$0	\$0	\$128,000
Meraki Licensing Renewal	\$19,100	\$0	\$0	\$0	\$60,000	\$0	\$0	\$0	\$0	\$79,100
Electric Computer Replacements	\$26,250	\$5,500	\$5,000	\$12,000	\$2,000	\$3,500	\$7,500	\$0	\$0	\$61,750
Computer Replacements - Water	\$15,500	\$5,000	\$5,000	\$5,000	\$15,000	\$8,000	\$8,000	\$0	\$0	\$61,500
New Visual on Fire Department Cameras	\$0	\$0	\$0	\$0	\$0	\$0	\$48,000	\$0	\$0	\$48,000
Camera Replacement	\$0	\$0	\$0	\$0	\$0	\$37,000	\$0	\$0	\$0	\$37,000
SANS Phishing & Security Awareness	\$0	\$0	\$0	\$18,000	\$0	\$0	\$18,000	\$0	\$0	\$36,000
Door Access Controls	\$0	\$0	\$3,000	\$5,000	\$7,500	\$3,000	\$0	\$5,000	\$3,000	\$26,500
Conference Rooms	\$5,000	\$10,000	\$0	\$0	\$0	\$11,000	\$0	\$0	\$0	\$26,000
Computer Replacements - Engineering	\$0	\$0	\$6,000	\$6,000	\$4,000	\$0	\$0	\$0	\$0	\$16,000
Email Migration	\$0	\$0	\$15,000	\$0	\$0	\$0	\$0	\$0	\$0	\$15,000
Computer and Printers for Public Properties	\$0	\$0	\$0	\$0	\$0	\$3,000	\$0	\$0	\$0	\$3,000
<b>Total Information Technology Services</b>	<b>\$245,150</b>	<b>\$35,500</b>	<b>\$97,000</b>	<b>\$66,000</b>	<b>\$173,500</b>	<b>\$240,500</b>	<b>\$146,500</b>	<b>\$5,000</b>	<b>\$3,000</b>	<b>\$1,012,150</b>

## Fire Administration

Category	Historical Budgeted	FY2026	FY2027	FY2028	FY2029	FY2030	FY2031	FY2032	FY2033	Total
Joint Training Facility		\$0	\$0	\$0	\$900,000	\$0	\$0	\$0	\$0	\$900,000
<b>Total Fire Administration</b>		<b>\$0</b>	<b>\$0</b>	<b>\$0</b>	<b>\$900,000</b>	<b>\$0</b>	<b>\$0</b>	<b>\$0</b>	<b>\$0</b>	<b>\$900,000</b>

## Patrol

Category	Historical Budgeted	FY2026	FY2027	FY2028	FY2029	FY2030	FY2031	FY2032	FY2033	Total
Vehicle - PD Patrol	\$130,000	\$0	\$100,000	\$100,000	\$0	\$100,000	\$0	\$100,000	\$0	\$530,000
Body Cameras	\$0	\$0	\$55,000	\$0	\$0	\$0	\$55,000	\$0	\$0	\$110,000
Duty Weapons	\$0	\$0	\$0	\$0	\$0	\$0	\$35,000	\$0	\$0	\$35,000
SRT Equipment	\$0	\$0	\$15,000	\$10,000	\$0	\$0	\$0	\$0	\$0	\$25,000
Drone	\$0	\$25,000	\$0	\$0	\$0	\$0	\$0	\$0	\$0	\$25,000
Kubota UTV	\$0	\$0	\$24,600	\$0	\$0	\$0	\$0	\$0	\$0	\$24,600
New K-9	\$0	\$0	\$0	\$20,000	\$0	\$0	\$0	\$0	\$0	\$20,000



## 2.1 Departments

Category	Historical Budgeted	FY2026	FY2027	FY2028	FY2029	FY2030	FY2031	FY2032	FY2033	Total
Cellebrite Inseyets	\$0	\$16,150	\$0	\$0	\$0	\$0	\$0	\$0	\$0	\$16,150
Rifle Suppressors	\$0	\$0	\$0	\$8,000	\$8,000	\$0	\$0	\$0	\$0	\$16,000
Cubicle Work Stations/Chairs	\$0	\$0	\$0	\$0	\$15,000	\$0	\$0	\$0	\$0	\$15,000
<b>Total Patrol</b>	<b>\$130,000</b>	<b>\$41,150</b>	<b>\$194,600</b>	<b>\$138,000</b>	<b>\$23,000</b>	<b>\$100,000</b>	<b>\$90,000</b>	<b>\$100,000</b>	<b>\$0</b>	<b>\$816,750</b>

### Police Administration

Category	Historical Budgeted	FY2026	FY2027	FY2028	FY2029	FY2030	FY2031	FY2032	FY2033	Total
Vehicle - PD Admin	\$0	\$0	\$0	\$0	\$55,000	\$0	\$55,000	\$0	\$55,000	\$165,000
<b>Total Police Administration</b>	<b>\$0</b>	<b>\$0</b>	<b>\$0</b>	<b>\$0</b>	<b>\$55,000</b>	<b>\$0</b>	<b>\$55,000</b>	<b>\$0</b>	<b>\$55,000</b>	<b>\$165,000</b>

### Community Development

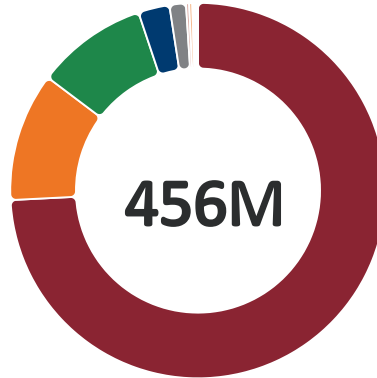
Category	Historical Budgeted	FY2026	FY2027	FY2028	FY2029	FY2030	FY2031	FY2032	FY2033	Total
Vehicle - CD	\$0	\$0	\$0	\$45,000	\$45,000	\$0	\$0	\$0	\$0	\$90,000
<b>Total Community Development</b>	<b>\$0</b>	<b>\$0</b>	<b>\$0</b>	<b>\$45,000</b>	<b>\$45,000</b>	<b>\$0</b>	<b>\$0</b>	<b>\$0</b>	<b>\$0</b>	<b>\$90,000</b>

### Library

Category	Historical Budgeted	FY2026	FY2027	FY2028	FY2029	FY2030	FY2031	FY2032	FY2033	Total
Lower-Level Shelving	\$0	\$0	\$0	\$0	\$0	\$15,000	\$0	\$0	\$0	\$15,000
Maker Space Equipment	\$0	\$0	\$0	\$12,000	\$0	\$0	\$0	\$0	\$0	\$12,000
Public Computers	\$0	\$11,000	\$0	\$0	\$0	\$0	\$0	\$0	\$0	\$11,000
Main Level Furniture	\$0	\$0	\$0	\$0	\$0	\$0	\$0	\$11,000	\$0	\$11,000
Christmas Lights	\$0	\$0	\$10,500	\$0	\$0	\$0	\$0	\$0	\$0	\$10,500
Media AV Systems	\$0	\$0	\$0	\$0	\$10,000	\$0	\$0	\$0	\$0	\$10,000
Children's Furniture	\$0	\$0	\$0	\$0	\$0	\$0	\$0	\$0	\$10,000	\$10,000
<b>Total Library</b>	<b>\$0</b>	<b>\$11,000</b>	<b>\$10,500</b>	<b>\$12,000</b>	<b>\$10,000</b>	<b>\$15,000</b>	<b>\$0</b>	<b>\$11,000</b>	<b>\$10,000</b>	<b>\$79,500</b>

# Capital Improvement Plan - Expenditures

FY26 - FY33 Expenditures by Fund (including Historical Budgeted)



Bond/Lease Proceeds	\$338,145,031	74.19%
Federal or State Grant	\$50,520,000	11.08%
Utility Revenue	\$43,765,980	9.60%
Street Highway & Sales Tax	\$12,274,000	2.69%
General Fund Revenue	\$6,398,705	1.40%
Private Funds/Donation	\$1,288,545	0.28%
Lodging Tax Revenue	\$1,237,000	0.27%
Keno Fund Revenue	\$692,500	0.15%
Information Technology Services	\$683,000	0.15%
Infrastructure Funds	\$600,000	0.13%
Airport Revenue	\$195,500	0.04%

## Bond/Lease Proceeds

Category	Historical Budgeted	FY2026	FY2027	FY2028	FY2029	FY2030	FY2031	FY2032	FY2033	Total
Power Generation Facility	\$0	\$1,000,000	\$2,000,000	\$100,000,000	\$100,000,000	\$50,000,000	\$47,500,000	\$0	\$0	\$300,500,000
Future Plant Improvements - WPC	\$0	\$0	\$0	\$0	\$0	\$7,500,000	\$5,000,000	\$0	\$0	\$12,500,000
New Water Park	\$0	\$0	\$0	\$0	\$0	\$8,000,000	\$0	\$0	\$0	\$8,000,000
Hoyt Street Reconstruction	\$0	\$0	\$0	\$0	\$0	\$0	\$0	\$0	\$4,250,000	\$4,250,000
Paddock & Lincoln Development Street Construction	\$1,350,000	\$1,496,631	\$0	\$0	\$0	\$0	\$0	\$0	\$0	\$2,846,631
Ladder Truck	\$0	\$0	\$0	\$0	\$0	\$0	\$0	\$0	\$2,000,000	\$2,000,000
Substation #7 Improvements	\$0	\$1,280,000	\$470,000	\$0	\$0	\$0	\$0	\$0	\$0	\$1,750,000
Vehicle - Ambulance	\$0	\$0	\$0	\$450,000	\$0	\$500,000	\$0	\$0	\$550,000	\$1,500,000
Headworks Upgrade - WWTF	\$0	\$0	\$0	\$100,000	\$1,250,000	\$0	\$0	\$0	\$0	\$1,350,000
Substation #2 Improvements	\$0	\$852,000	\$0	\$0	\$0	\$0	\$0	\$0	\$0	\$852,000
Vehicle - PD Patrol	\$130,000	\$0	\$100,000	\$100,000	\$0	\$100,000	\$0	\$100,000	\$0	\$530,000
Industrial Park Distribution Line Improvements	\$0	\$510,000	\$0	\$0	\$0	\$0	\$0	\$0	\$0	\$510,000
CAT 963 Track Loader	\$377,600	\$0	\$0	\$0	\$0	\$0	\$0	\$0	\$0	\$377,600
Substation #9 Improvements	\$0	\$339,000	\$0	\$0	\$0	\$0	\$0	\$0	\$0	\$339,000
Box Hangar	\$0	\$0	\$0	\$0	\$300,000	\$0	\$0	\$0	\$0	\$300,000
Vehicle - PD Admin	\$0	\$0	\$0	\$0	\$55,000	\$0	\$55,000	\$0	\$55,000	\$165,000
Substation Master Controls - Fiber Connection	\$0	\$114,000	\$0	\$0	\$0	\$0	\$0	\$0	\$0	\$114,000
Jet A Fuel Facility	\$0	\$0	\$0	\$0	\$0	\$0	\$100,000	\$0	\$0	\$100,000
Body Cameras	\$0	\$0	\$27,500	\$0	\$0	\$0	\$27,500	\$0	\$0	\$55,000
Duty Weapons	\$0	\$0	\$0	\$0	\$0	\$0	\$35,000	\$0	\$0	\$35,000
SRT Equipment	\$0	\$0	\$15,000	\$10,000	\$0	\$0	\$0	\$0	\$0	\$25,000
Runway 18 & Runway 36 PAPI-2L	\$0	\$19,200	\$0	\$0	\$0	\$0	\$0	\$0	\$0	\$19,200
Runway 14 & Runway 32 PAPI-2L	\$0	\$19,100	\$0	\$0	\$0	\$0	\$0	\$0	\$0	\$19,100
Snow Plow	\$0	\$0	\$0	\$0	\$0	\$0	\$7,500	\$0	\$0	\$7,500
<b>Total Bond/Lease Proceeds</b>	<b>\$1,857,600</b>	<b>\$5,629,931</b>	<b>\$2,612,500</b>	<b>\$100,660,000</b>	<b>\$101,605,000</b>	<b>\$66,100,000</b>	<b>\$52,725,000</b>	<b>\$100,000</b>	<b>\$6,855,000</b>	<b>\$338,145,031</b>

## Federal or State Grant

Category	Historical Budgeted	FY2026	FY2027	FY2028	FY2029	FY2030	FY2031	FY2032	FY2033	Total
HWY 136 Reroute	\$0	\$500,000	\$6,400,000	\$5,000,000	\$5,000,000	\$4,500,000	\$0	\$0	\$0	\$21,400,000
Lincoln Street Reconstruction	\$0	\$0	\$0	\$5,200,000	\$5,200,000	\$0	\$0	\$0	\$0	\$10,400,000

## 2.2 Funding Sources

Category	Historical Budgeted	FY2026	FY2027	FY2028	FY2029	FY2030	FY2031	FY2032	FY2033	Total
Homestead Trail Extension	\$0	\$0	\$1,915,000	\$1,915,000	\$0	\$0	\$0	\$0	\$0	\$3,830,000
Box Hangar	\$0	\$0	\$0	\$0	\$2,700,000	\$0	\$0	\$0	\$0	\$2,700,000
T-Hangar and Taxilane Construction	\$190,000	\$2,479,000	\$0	\$0	\$0	\$0	\$0	\$0	\$0	\$2,669,000
Grit Construction	\$0	\$2,000,000	\$0	\$0	\$0	\$0	\$0	\$0	\$0	\$2,000,000
Jet A Fuel Facility	\$0	\$0	\$0	\$0	\$0	\$0	\$900,000	\$0	\$0	\$900,000
Joint Training Facility	\$0	\$0	\$0	\$900,000	\$0	\$0	\$0	\$0	\$0	\$900,000
Tributary 44 Retention Pond	\$0	\$0	\$0	\$0	\$0	\$0	\$0	\$0	\$800,000	\$800,000
Personal Protective Equipment	\$70,000	\$30,000	\$33,000	\$35,000	\$40,000	\$45,000	\$50,000	\$55,000	\$60,000	\$418,000
Self-Contained Breathing Apparatus	\$53,000	\$36,000	\$38,000	\$40,000	\$44,000	\$46,000	\$48,000	\$50,000	\$53,000	\$408,000
Runway 18 & Runway 36 PAPI-2L	\$0	\$364,800	\$0	\$0	\$0	\$0	\$0	\$0	\$0	\$364,800
Runway 14 & Runway 32 PAPI-2L	\$0	\$362,900	\$0	\$0	\$0	\$0	\$0	\$0	\$0	\$362,900
Mobile Command Post	\$0	\$350,000	\$0	\$0	\$0	\$0	\$0	\$0	\$0	\$350,000
New Tower	\$0	\$0	\$0	\$0	\$0	\$0	\$0	\$0	\$300,000	\$300,000
Vehicle - Ambulance	\$0	\$290,300	\$0	\$0	\$0	\$0	\$0	\$0	\$0	\$290,300
Playground Improvements	\$0	\$275,000	\$0	\$0	\$0	\$0	\$0	\$0	\$0	\$275,000
RC Track or Pickle Ball Courts - Grant Dependent	\$0	\$0	\$250,000	\$0	\$0	\$0	\$0	\$0	\$0	\$250,000
Nexlog Recorder	\$0	\$250,000	\$0	\$0	\$0	\$0	\$0	\$0	\$0	\$250,000
Hannibal Park Ball Field Improvements	\$0	\$249,000	\$0	\$0	\$0	\$0	\$0	\$0	\$0	\$249,000
Vehicle - Fire Department	\$0	\$0	\$0	\$65,000	\$0	\$80,000	\$0	\$0	\$85,000	\$230,000
Fire/Rescue/Hazmat Equipment	\$29,000	\$16,000	\$17,000	\$17,000	\$18,000	\$19,000	\$20,000	\$21,000	\$23,000	\$180,000
Extrication Equipment	\$0	\$75,000	\$0	\$0	\$0	\$0	\$0	\$0	\$80,000	\$155,000
Radio Consoles	\$0	\$150,000	\$0	\$0	\$0	\$0	\$0	\$0	\$0	\$150,000
Snow Plow	\$0	\$0	\$0	\$0	\$0	\$0	\$142,500	\$0	\$0	\$142,500
Soccer Fields at YMCA	\$0	\$0	\$0	\$100,000	\$0	\$0	\$0	\$0	\$0	\$100,000
Enterprise Records	\$0	\$100,000	\$0	\$0	\$0	\$0	\$0	\$0	\$0	\$100,000
Communications Work Station	\$0	\$75,000	\$0	\$0	\$0	\$0	\$0	\$0	\$0	\$75,000
Training Props	\$0	\$0	\$65,000	\$0	\$0	\$0	\$0	\$0	\$0	\$65,000
Body Cameras	\$0	\$0	\$27,500	\$0	\$0	\$0	\$27,500	\$0	\$0	\$55,000
Comprehensive Plan	\$0	\$50,000	\$0	\$0	\$0	\$0	\$0	\$0	\$0	\$50,000
SANS Phishing & Security Awareness	\$0	\$0	\$0	\$18,000	\$0	\$0	\$18,000	\$0	\$0	\$36,000
Relocation of Communication Equipment	\$0	\$33,000	\$0	\$0	\$0	\$0	\$0	\$0	\$0	\$33,000
Trail Concept Study from Hannibal Park to Mead Lumber	\$0	\$0	\$0	\$22,500	\$0	\$0	\$0	\$0	\$0	\$22,500
Base Radio	\$0	\$9,000	\$0	\$0	\$0	\$0	\$0	\$0	\$0	\$9,000
<b>Total Federal or State Grant</b>	<b>\$342,000</b>	<b>\$7,695,000</b>	<b>\$8,745,500</b>	<b>\$13,312,500</b>	<b>\$13,002,000</b>	<b>\$4,690,000</b>	<b>\$1,206,000</b>	<b>\$126,000</b>	<b>\$1,401,000</b>	<b>\$50,520,000</b>

## Utility Revenue

Category	Historical Budgeted	FY2026	FY2027	FY2028	FY2029	FY2030	FY2031	FY2032	FY2033	Total
Landfill Closure	\$0	\$0	\$225,000	\$2,500,000	\$2,500,000	\$0	\$0	\$0	\$0	\$5,225,000
Grit Construction	\$1,367,500	\$1,900,000	\$0	\$0	\$0	\$0	\$0	\$0	\$0	\$3,267,500
Truck Replacements	\$0	\$730,000	\$230,000	\$450,000	\$410,000	\$410,000	\$600,000	\$130,000	\$140,000	\$3,100,000
12.5Kv Conversion	\$600,000	\$300,000	\$300,000	\$300,000	\$300,000	\$300,000	\$300,000	\$300,000	\$300,000	\$3,000,000
Transformers - Electric	\$400,000	\$250,000	\$250,000	\$250,000	\$300,000	\$300,000	\$300,000	\$300,000	\$300,000	\$2,650,000
25 yd rear load truck	\$0	\$0	\$335,000	\$0	\$340,000	\$350,000	\$355,000	\$360,000	\$365,000	\$2,105,000
WM Replacements - 2029-2033	\$0	\$0	\$0	\$0	\$350,000	\$350,000	\$350,000	\$350,000	\$350,000	\$1,750,000
Rebuild Existing Overhead Lines - South of river	\$0	\$150,000	\$150,000	\$150,000	\$250,000	\$250,000	\$250,000	\$0	\$0	\$1,200,000
Sanitary Sewer - 24"	\$0	\$0	\$0	\$581,250	\$581,250	\$0	\$0	\$0	\$0	\$1,162,500
Lift Station No. 1	\$0	\$0	\$120,000	\$1,000,000	\$0	\$0	\$0	\$0	\$0	\$1,120,000
Power Pole Acquisition	\$0	\$0	\$0	\$0	\$0	\$0	\$0	\$0	\$1,000,000	\$1,000,000
Lift Station No. 4	\$0	\$0	\$0	\$75,000	\$850,000	\$0	\$0	\$0	\$0	\$925,000
Future Plant Improvements - WPC	\$0	\$0	\$0	\$100,000	\$750,000	\$0	\$0	\$0	\$0	\$850,000
Sewer Main Lining Projects	\$200,000	\$0	\$120,000	\$120,000	\$120,000	\$120,000	\$120,000	\$0	\$0	\$800,000
Ball Field Lighting Project	\$123,372	\$0	\$130,000	\$130,000	\$130,000	\$130,000	\$130,000	\$0	\$0	\$773,372
Meters - Water	\$200,000	\$70,000	\$70,000	\$70,000	\$70,000	\$70,000	\$70,000	\$70,000	\$70,000	\$760,000
Additional Substation Improvements	\$120,000	\$75,000	\$75,000	\$80,000	\$80,000	\$80,000	\$80,000	\$80,000	\$80,000	\$750,000
Well Construction/Drilling at New Farm	\$0	\$100,000	\$100,000	\$100,000	\$200,000	\$200,000	\$0	\$0	\$0	\$700,000
WM - 6" - 3rd & 4th, Ames & Perkins	\$340,000	\$0	\$0	\$350,000	\$0	\$0	\$0	\$0	\$0	\$690,000
Service Trucks	\$0	\$90,000	\$90,000	\$90,000	\$70,000	\$70,000	\$70,000	\$70,000	\$70,000	\$620,000
Industrial By-pass Phase II	\$0	\$0	\$0	\$600,000	\$0	\$0	\$0	\$0	\$0	\$600,000
Lift Station No. 8	\$0	\$0	\$0	\$0	\$0	\$50,000	\$550,000	\$0	\$0	\$600,000
Lift Station No. 2	\$0	\$0	\$0	\$0	\$50,000	\$550,000	\$0	\$0	\$0	\$600,000
Meters - Electric	\$90,000	\$60,000	\$60,000	\$60,000	\$60,000	\$60,000	\$60,000	\$60,000	\$60,000	\$570,000
Well Rehab	\$110,000	\$55,000	\$55,000	\$55,000	\$55,000	\$55,000	\$55,000	\$55,000	\$55,000	\$550,000
Underground Cable Replacements	\$130,000	\$65,000	\$65,000	\$65,000	\$65,000	\$65,000	\$65,000	\$0	\$0	\$520,000
New Construction Projects	\$120,000	\$253,828	\$85,000	\$0	\$0	\$0	\$0	\$0	\$0	\$458,828
CAT 963 Track Loader	\$0	\$0	\$0	\$425,000	\$0	\$0	\$0	\$0	\$0	\$425,000
New Underground Circuits	\$210,000	\$212,530	\$0	\$0	\$0	\$0	\$0	\$0	\$0	\$422,530
Misc. Sewer Main Extension	\$100,000	\$50,000	\$50,000	\$50,000	\$50,000	\$50,000	\$50,000	\$0	\$0	\$400,000
Lift Station No. 5	\$0	\$0	\$0	\$50,000	\$350,000	\$0	\$0	\$0	\$0	\$400,000
Shop Building - WPC	\$0	\$0	\$0	\$375,000	\$0	\$0	\$0	\$0	\$0	\$375,000
Automated side loader	\$0	\$0	\$0	\$375,000	\$0	\$0	\$0	\$0	\$0	\$375,000
New Customer Services	\$56,000	\$29,000	\$30,000	\$30,000	\$32,000	\$32,000	\$34,000	\$34,000	\$34,000	\$311,000
Construction of New C&D Site	\$0	\$0	\$0	\$300,000	\$0	\$0	\$0	\$0	\$0	\$300,000
Building Improvements to Service Center	\$60,000	\$30,000	\$30,000	\$30,000	\$30,000	\$30,000	\$30,000	\$30,000	\$30,000	\$300,000

## 2.2 Funding Sources

Category	Historical Budgeted	FY2026	FY2027	FY2028	FY2029	FY2030	FY2031	FY2032	FY2033	Total
Roll off truck	\$0	\$265,000	\$0	\$0	\$0	\$0	\$0	\$0	\$0	\$265,000
Water Main Replacement - Open Account	\$50,000	\$25,000	\$25,000	\$25,000	\$25,000	\$25,000	\$25,000	\$25,000	\$25,000	\$250,000
Dump Truck - WPC	\$0	\$0	\$0	\$0	\$220,000	\$0	\$0	\$0	\$0	\$220,000
Lift Station Misc. Repairs	\$60,000	\$35,000	\$35,000	\$25,000	\$20,000	\$15,000	\$15,000	\$0	\$0	\$205,000
Manhole Rehab Projects	\$50,000	\$25,000	\$25,000	\$25,000	\$25,000	\$25,000	\$25,000	\$0	\$0	\$200,000
VFD and Other Electronics Replacements	\$0	\$18,000	\$36,000	\$18,000	\$18,000	\$18,000	\$18,000	\$18,000	\$18,000	\$162,000
Dump Truck - Water	\$0	\$160,000	\$0	\$0	\$0	\$0	\$0	\$0	\$0	\$160,000
Substation #2 Improvements	\$0	\$160,000	\$0	\$0	\$0	\$0	\$0	\$0	\$0	\$160,000
11YD Garbage Truck	\$0	\$155,000	\$0	\$0	\$0	\$0	\$0	\$0	\$0	\$155,000
Rubber Tire Loader	\$0	\$0	\$155,000	\$0	\$0	\$0	\$0	\$0	\$0	\$155,000
Control Valve at Wellfield	\$0	\$0	\$150,000	\$0	\$0	\$0	\$0	\$0	\$0	\$150,000
Backhoe - Water	\$0	\$0	\$0	\$145,000	\$0	\$0	\$0	\$0	\$0	\$145,000
Lights Along Trail by Elementary School	\$0	\$0	\$137,000	\$0	\$0	\$0	\$0	\$0	\$0	\$137,000
Ground Water Monitoring Wells Install	\$0	\$135,000	\$0	\$0	\$0	\$0	\$0	\$0	\$0	\$135,000
Lift Station Evaluation Study	\$0	\$0	\$0	\$60,000	\$0	\$60,000	\$0	\$0	\$0	\$120,000
WM - 6' - Florence Ave & 6th	\$0	\$0	\$120,000	\$0	\$0	\$0	\$0	\$0	\$0	\$120,000
Wellfield Road Maintenance	\$0	\$10,000	\$25,000	\$0	\$25,000	\$0	\$25,000	\$0	\$25,000	\$110,000
Tools and Equipment	\$0	\$12,000	\$12,000	\$12,000	\$12,000	\$12,000	\$12,000	\$12,000	\$12,000	\$96,000
Misc. Manhole Repairs	\$30,000	\$10,000	\$10,000	\$10,000	\$10,000	\$10,000	\$10,000	\$0	\$0	\$90,000
RBC Building - Bearing and Drive Units	\$37,500	\$40,000	\$10,000	\$0	\$0	\$0	\$0	\$0	\$0	\$87,500
Substation #7 Improvements	\$0	\$0	\$85,000	\$0	\$0	\$0	\$0	\$0	\$0	\$85,000
Substation #9 Improvements	\$0	\$75,000	\$0	\$0	\$0	\$0	\$0	\$0	\$0	\$75,000
Tools & Work Equipment	\$10,000	\$10,000	\$10,000	\$10,000	\$10,000	\$10,000	\$10,000	\$0	\$0	\$70,000
Survey Equipment	\$20,000	\$25,000	\$20,000	\$0	\$0	\$0	\$0	\$0	\$0	\$65,000
Truck Video Trailer	\$0	\$0	\$0	\$55,000	\$0	\$0	\$0	\$0	\$0	\$55,000
Recycling Trailers	\$0	\$0	\$25,000	\$0	\$0	\$25,000	\$0	\$0	\$0	\$50,000
Wind Fences	\$20,000	\$0	\$10,000	\$0	\$0	\$10,000	\$0	\$10,000	\$0	\$50,000
Card Board Bailer	\$0	\$45,000	\$0	\$0	\$0	\$0	\$0	\$0	\$0	\$45,000
Four wheel drive truck	\$0	\$20,000	\$0	\$0	\$0	\$22,500	\$0	\$0	\$0	\$42,500
Industrial Park Distribution Line Improvements	\$0	\$41,000	\$0	\$0	\$0	\$0	\$0	\$0	\$0	\$41,000
Chlorine Building	\$0	\$40,000	\$0	\$0	\$0	\$0	\$0	\$0	\$0	\$40,000
Bio Solids - Pump Room Dewatering	\$0	\$0	\$0	\$35,000	\$0	\$0	\$0	\$0	\$0	\$35,000
Skid Steer	\$0	\$35,000	\$0	\$0	\$0	\$0	\$0	\$0	\$0	\$35,000
Aerial Photo	\$0	\$0	\$0	\$30,000	\$0	\$0	\$0	\$0	\$0	\$30,000
Fence Around Reservoirs	\$0	\$0	\$15,000	\$15,000	\$0	\$0	\$0	\$0	\$0	\$30,000
Skid Steer - Attachments/Accessories	\$0	\$30,000	\$0	\$0	\$0	\$0	\$0	\$0	\$0	\$30,000
Tension hoists and pulling equipment	\$0	\$28,000	\$0	\$0	\$0	\$0	\$0	\$0	\$0	\$28,000
Electric Computer Replacements	\$26,250	\$0	\$0	\$0	\$0	\$0	\$0	\$0	\$0	\$26,250
Primary Clarifier - Wier Washer Improvements	\$0	\$20,000	\$0	\$0	\$0	\$0	\$0	\$0	\$0	\$20,000
UV System Upgrade	\$0	\$10,000	\$10,000	\$0	\$0	\$0	\$0	\$0	\$0	\$20,000
Mower - 72"	\$0	\$0	\$0	\$20,000	\$0	\$0	\$0	\$0	\$0	\$20,000
4 wheel drive truck	\$0	\$18,000	\$0	\$0	\$0	\$0	\$0	\$0	\$0	\$18,000
Computer Replacements - Water	\$15,500	\$0	\$0	\$0	\$0	\$0	\$0	\$0	\$0	\$15,500
Plotter - Large Size	\$0	\$0	\$10,000	\$0	\$0	\$0	\$0	\$0	\$0	\$10,000
Fiber to Well Houses	\$0	\$10,000	\$0	\$0	\$0	\$0	\$0	\$0	\$0	\$10,000
Trailer - Shoring	\$0	\$10,000	\$0	\$0	\$0	\$0	\$0	\$0	\$0	\$10,000
Trailer - Tilt Deck	\$0	\$10,000	\$0	\$0	\$0	\$0	\$0	\$0	\$0	\$10,000
Crane Truck - Water	\$0	\$10,000	\$0	\$0	\$0	\$0	\$0	\$0	\$0	\$10,000
Fork lift	\$0	\$6,500	\$0	\$0	\$0	\$0	\$0	\$0	\$0	\$6,500
Shop furniture	\$0	\$0	\$5,000	\$0	\$0	\$0	\$0	\$0	\$0	\$5,000
<b>Total Utility Revenue</b>	<b>\$4,546,122</b>	<b>\$5,913,858</b>	<b>\$3,500,000</b>	<b>\$9,246,250</b>	<b>\$8,358,250</b>	<b>\$8,754,500</b>	<b>\$3,609,000</b>	<b>\$1,904,000</b>	<b>\$2,934,000</b>	<b>\$43,765,980</b>

## Street Highway & Sales Tax

Category	Historical Budgeted	FY2026	FY2027	FY2028	FY2029	FY2030	FY2031	FY2032	FY2033	Total
Lincoln Street Reconstruction	\$0	\$0	\$0	\$1,300,000	\$1,300,000	\$0	\$0	\$0	\$0	\$2,600,000
City Wide Misc. Concrete Repairs	\$280,000	\$150,000	\$155,000	\$160,000	\$165,000	\$170,000	\$170,000	\$175,000	\$175,000	\$1,600,000
Beaver Ave - 6th to 11th	\$0	\$0	\$0	\$0	\$0	\$0	\$0	\$1,200,000	\$0	\$1,200,000
Dump Truck	\$0	\$260,000	\$0	\$0	\$175,000	\$0	\$185,000	\$195,000	\$195,000	\$1,010,000
Future Street Project	\$0	\$0	\$1,000,000	\$0	\$0	\$0	\$0	\$0	\$0	\$1,000,000
HWY Reconstruction Projects	\$0	\$0	\$0	\$860,000	\$0	\$0	\$0	\$0	\$0	\$860,000
Tributary 44 Retention Pond	\$0	\$0	\$0	\$0	\$0	\$0	\$0	\$0	\$800,000	\$800,000
Storm Sewer Reconstruction	\$100,000	\$50,000	\$50,000	\$50,000	\$50,000	\$50,000	\$50,000	\$50,000	\$50,000	\$500,000
Market Street - Mill & Overlay	\$0	\$0	\$0	\$425,000	\$0	\$0	\$0	\$0	\$0	\$425,000
7th St - Arthur to Monroe Concrete Recon	\$0	\$375,000	\$0	\$0	\$0	\$0	\$0	\$0	\$0	\$375,000
street sweeper	\$0	\$0	\$0	\$0	\$0	\$365,000	\$0	\$0	\$0	\$365,000
Asphalt Sealing	\$150,000	\$32,500	\$22,500	\$22,500	\$22,500	\$22,500	\$22,500	\$22,500	\$22,500	\$340,000
Armor Coating	\$145,000	\$32,500	\$22,500	\$22,500	\$22,500	\$22,500	\$22,500	\$22,500	\$22,500	\$335,000
7th Street - Mill & Overlay	\$0	\$0	\$0	\$0	\$275,000	\$0	\$0	\$0	\$0	\$275,000
Rubber Tire Loader w/ Grapple	\$0	\$215,000	\$0	\$0	\$0	\$0	\$0	\$0	\$0	\$215,000
Asphalt Roller	\$0	\$0	\$100,000	\$0	\$0	\$0	\$0	\$0	\$0	\$100,000
work trucks	\$0	\$0	\$0	\$90,000	\$0	\$0	\$0	\$0	\$0	\$90,000
Mini Excavator	\$0	\$0	\$0	\$0	\$90,000	\$0	\$0	\$0	\$0	\$90,000
40 inch asphalt mill attachment	\$0	\$39,000	\$0	\$0	\$0	\$0	\$0	\$0	\$0	\$39,000



## 2.2 Funding Sources

Category	Historical Budgeted	FY2026	FY2027	FY2028	FY2029	FY2030	FY2031	FY2032	FY2033	Total
Salt Barn Shop Improvements	\$0	\$0	\$0	\$0	\$0	\$0	\$30,000	\$0	\$0	\$30,000
Mosquito Fogger	\$0	\$0	\$0	\$25,000	\$0	\$0	\$0	\$0	\$0	\$25,000
<b>Total Street Highway &amp; Sales Tax</b>	<b>\$675,000</b>	<b>\$1,154,000</b>	<b>\$1,350,000</b>	<b>\$2,955,000</b>	<b>\$2,100,000</b>	<b>\$630,000</b>	<b>\$480,000</b>	<b>\$1,665,000</b>	<b>\$1,265,000</b>	<b>\$12,274,000</b>

## General Fund Revenue

Category	Historical Budgeted	FY2026	FY2027	FY2028	FY2029	FY2030	FY2031	FY2032	FY2033	Total
Dempsters Demolition and Cleanup	\$150,000	\$200,000	\$200,000	\$200,000	\$200,000	\$200,000	\$0	\$0	\$0	\$1,150,000
Playground Improvements	\$0	\$160,000	\$0	\$260,000	\$0	\$275,000	\$0	\$250,000	\$0	\$945,000
Defibrillator	\$0	\$0	\$160,000	\$0	\$112,000	\$0	\$200,000	\$0	\$180,000	\$652,000
Building Improvements - Aud (Heating System)	\$22,000	\$0	\$0	\$416,000	\$0	\$0	\$0	\$0	\$0	\$438,000
Park Road Improvements	\$190,000	\$0	\$0	\$0	\$0	\$0	\$65,000	\$0	\$0	\$255,000
Mower - PP	\$78,000	\$0	\$51,000	\$0	\$0	\$56,000	\$0	\$59,000	\$0	\$244,000
Building Improvements - Chautauqua Park (Shower Bathroom)	\$0	\$0	\$0	\$0	\$220,000	\$0	\$0	\$0	\$0	\$220,000
Vehicle - Ambulance	\$0	\$159,700	\$0	\$0	\$0	\$0	\$0	\$0	\$0	\$159,700
Vehicle - PP	\$0	\$0	\$0	\$48,000	\$0	\$50,000	\$0	\$0	\$55,000	\$153,000
Core Network Refresh	\$150,300	\$0	\$0	\$0	\$0	\$0	\$0	\$0	\$0	\$150,300
Tuckpoint and caulking Beatrice Public Library	\$0	\$0	\$0	\$0	\$0	\$150,000	\$0	\$0	\$0	\$150,000
Light Fixture Improvements	\$25,000	\$0	\$0	\$0	\$0	\$0	\$39,000	\$26,000	\$42,000	\$132,000
Mobile Data Computer Notebooks	\$23,000	\$11,000	\$12,000	\$12,000	\$12,000	\$13,000	\$13,000	\$14,000	\$14,000	\$124,000
Replace Christmas Lights	\$0	\$0	\$0	\$0	\$100,000	\$0	\$0	\$0	\$0	\$100,000
Ventulators	\$40,000	\$0	\$0	\$0	\$25,000	\$0	\$0	\$0	\$30,000	\$95,000
Vehicle - CD	\$0	\$0	\$0	\$45,000	\$45,000	\$0	\$0	\$0	\$0	\$90,000
Hannibal Park Resurfacing of Tennis Courts	\$0	\$0	\$0	\$0	\$0	\$85,000	\$0	\$0	\$0	\$85,000
Radio Communication Upgrade	\$0	\$0	\$85,000	\$0	\$0	\$0	\$0	\$0	\$0	\$85,000
Dump Truck - PP	\$40,000	\$0	\$0	\$0	\$0	\$45,000	\$0	\$0	\$0	\$85,000
Concrete Repairs - Trails (Concrete Repairs)	\$35,000	\$10,000	\$0	\$0	\$10,000	\$0	\$10,000	\$0	\$10,000	\$75,000
Building Improvements - Senior Center (Front Door & Heat Pump)	\$18,000	\$27,000	\$14,000	\$14,000	\$0	\$0	\$0	\$0	\$0	\$73,000
Pickle Ball Court Resurfacing	\$0	\$0	\$32,000	\$0	\$0	\$0	\$0	\$0	\$40,000	\$72,000
Trail Benches	\$15,000	\$0	\$0	\$0	\$0	\$14,000	\$14,000	\$14,000	\$14,000	\$71,000
Automated CPR Machine	\$0	\$50,000	\$0	\$0	\$0	\$0	\$0	\$0	\$0	\$50,000
Soccer Fields at YMCA	\$0	\$0	\$0	\$50,000	\$0	\$0	\$0	\$0	\$0	\$50,000
New Visual on Fire Department Cameras	\$0	\$0	\$0	\$0	\$0	\$0	\$48,000	\$0	\$0	\$48,000
Auditorium Heat Pump Replacement	\$0	\$0	\$0	\$12,000	\$12,000	\$12,000	\$12,000	\$0	\$0	\$48,000
Vehicle Replacement - Airport	\$0	\$45,000	\$0	\$0	\$0	\$0	\$0	\$0	\$0	\$45,000
Concrete repairs at Beatrice Senior Center	\$0	\$0	\$0	\$0	\$0	\$20,000	\$0	\$0	\$20,000	\$40,000
UTV - PP	\$0	\$0	\$40,000	\$0	\$0	\$0	\$0	\$0	\$0	\$40,000
IV Pumps	\$9,000	\$0	\$0	\$10,000	\$0	\$0	\$0	\$0	\$12,000	\$31,000
Building Improvements- Fire	\$0	\$0	\$0	\$30,000	\$0	\$0	\$0	\$0	\$0	\$30,000
Server Infrastructure	\$29,000	\$0	\$0	\$0	\$0	\$0	\$0	\$0	\$0	\$29,000
Building Improvements - Library (LED Upgrades)	\$0	\$0	\$0	\$0	\$26,000	\$0	\$0	\$0	\$0	\$26,000
Comprehensive Plan	\$0	\$25,000	\$0	\$0	\$0	\$0	\$0	\$0	\$0	\$25,000
Main Level Furniture	\$11,000	\$0	\$0	\$0	\$0	\$0	\$0	\$11,000	\$0	\$22,000
Drone	\$0	\$21,000	\$0	\$0	\$0	\$0	\$0	\$0	\$0	\$21,000
Transfer Switch for Generator at Police Department	\$0	\$0	\$0	\$20,000	\$0	\$0	\$0	\$0	\$0	\$20,000
New K-9	\$0	\$0	\$0	\$20,000	\$0	\$0	\$0	\$0	\$0	\$20,000
Children's Furniture	\$10,000	\$0	\$0	\$0	\$0	\$0	\$0	\$0	\$10,000	\$20,000
Meraki Licensing Renewal	\$19,100	\$0	\$0	\$0	\$0	\$0	\$0	\$0	\$0	\$19,100
Electricity of New Building at Gun Range	\$0	\$0	\$0	\$0	\$0	\$18,000	\$0	\$0	\$0	\$18,000
Windows at Police Department	\$0	\$0	\$8,000	\$0	\$8,000	\$0	\$0	\$0	\$0	\$16,000
Ambulance Mannequin Advanced	\$0	\$0	\$16,000	\$0	\$0	\$0	\$0	\$0	\$0	\$16,000
Rifle Suppressors	\$0	\$0	\$0	\$8,000	\$8,000	\$0	\$0	\$0	\$0	\$16,000
Purchase Spreader Sprayer	\$0	\$0	\$0	\$16,000	\$0	\$0	\$0	\$0	\$0	\$16,000
Cubicle Work Stations/Chairs	\$0	\$0	\$0	\$0	\$15,000	\$0	\$0	\$0	\$0	\$15,000
Lower-Level Shelving	\$0	\$0	\$0	\$0	\$0	\$15,000	\$0	\$0	\$0	\$15,000
Building Improvements - Police Department (Air Quality Filter System & Heat for Evidence Room)	\$0	\$0	\$13,000	\$0	\$0	\$0	\$0	\$0	\$0	\$13,000
Maker Space Equipment	\$0	\$0	\$0	\$12,000	\$0	\$0	\$0	\$0	\$0	\$12,000
Cellebrite Inseyets	\$0	\$11,305	\$0	\$0	\$0	\$0	\$0	\$0	\$0	\$11,305
Public Computers	\$0	\$11,000	\$0	\$0	\$0	\$0	\$0	\$0	\$0	\$11,000
Christmas Lights	\$0	\$0	\$10,500	\$0	\$0	\$0	\$0	\$0	\$0	\$10,500
Trail Crossing Enhancement	\$0	\$10,000	\$0	\$0	\$0	\$0	\$0	\$0	\$0	\$10,000
Media AV Systems	\$0	\$0	\$0	\$0	\$10,000	\$0	\$0	\$0	\$0	\$10,000
Kubota UTV	\$0	\$0	\$9,600	\$0	\$0	\$0	\$0	\$0	\$0	\$9,600
LED Lighting for Art Exhibits	\$0	\$6,000	\$0	\$0	\$0	\$0	\$0	\$0	\$0	\$6,000

## 2.2 Funding Sources

Category	Historical Budgeted	FY2026	FY2027	FY2028	FY2029	FY2030	FY2031	FY2032	FY2033	Total
30ft Flagpole for Building at Police Department	\$0	\$5,200	\$0	\$0	\$0	\$0	\$0	\$0	\$0	\$5,200
<b>Total General Fund Revenue</b>	<b>\$864,400</b>	<b>\$752,205</b>	<b>\$651,100</b>	<b>\$1,173,000</b>	<b>\$803,000</b>	<b>\$953,000</b>	<b>\$401,000</b>	<b>\$374,000</b>	<b>\$427,000</b>	<b>\$6,398,705</b>

### Private Funds/Donation

Category	Historical Budgeted	FY2026	FY2027	FY2028	FY2029	FY2030	FY2031	FY2032	FY2033	Total
Fire Engine Rebudget	\$0	\$0	\$835,000	\$0	\$0	\$0	\$0	\$0	\$0	\$835,000
Hannibal Park Ball Field Improvements	\$0	\$304,000	\$0	\$0	\$0	\$0	\$0	\$0	\$0	\$304,000
CAT 963 Track Loader	\$83,700	\$0	\$0	\$0	\$0	\$0	\$0	\$0	\$0	\$83,700
Skid Steer	\$0	\$30,000	\$0	\$0	\$0	\$0	\$0	\$0	\$0	\$30,000
Kubota UTV	\$0	\$0	\$15,000	\$0	\$0	\$0	\$0	\$0	\$0	\$15,000
Trail Benches	\$12,000	\$0	\$0	\$0	\$0	\$0	\$0	\$0	\$0	\$12,000
Cellebrite Inseyets	\$0	\$4,845	\$0	\$0	\$0	\$0	\$0	\$0	\$0	\$4,845
Drone	\$0	\$4,000	\$0	\$0	\$0	\$0	\$0	\$0	\$0	\$4,000
<b>Total Private Funds/Donation</b>	<b>\$95,700</b>	<b>\$342,845</b>	<b>\$850,000</b>	<b>\$0</b>	<b>\$0</b>	<b>\$0</b>	<b>\$0</b>	<b>\$0</b>	<b>\$0</b>	<b>\$1,288,545</b>

### Lodging Tax Revenue

Category	Historical Budgeted	FY2026	FY2027	FY2028	FY2029	FY2030	FY2031	FY2032	FY2033	Total
New Water Park	\$250,000	\$0	\$0	\$250,000	\$0	\$0	\$0	\$0	\$0	\$500,000
Hannibal Park Ball Field Improvements	\$0	\$287,000	\$0	\$200,000	\$0	\$0	\$0	\$0	\$0	\$487,000
RC Track or Pickle Ball Courts - Grant Dependent	\$0	\$0	\$250,000	\$0	\$0	\$0	\$0	\$0	\$0	\$250,000
<b>Total Lodging Tax Revenue</b>	<b>\$250,000</b>	<b>\$287,000</b>	<b>\$250,000</b>	<b>\$450,000</b>	<b>\$0</b>	<b>\$0</b>	<b>\$0</b>	<b>\$0</b>	<b>\$0</b>	<b>\$1,237,000</b>

### Keno Fund Revenue

Category	Historical Budgeted	FY2026	FY2027	FY2028	FY2029	FY2030	FY2031	FY2032	FY2033	Total
Homestead Trail Extension	\$0	\$0	\$310,000	\$310,000	\$0	\$0	\$0	\$0	\$0	\$620,000
Duck Pond Improvements	\$0	\$50,000	\$0	\$0	\$0	\$0	\$0	\$0	\$0	\$50,000
Trail Concept Study from Hannibal Park to Mead Lumber	\$0	\$0	\$0	\$22,500	\$0	\$0	\$0	\$0	\$0	\$22,500
<b>Total Keno Fund Revenue</b>	<b>\$0</b>	<b>\$50,000</b>	<b>\$310,000</b>	<b>\$332,500</b>	<b>\$0</b>	<b>\$0</b>	<b>\$0</b>	<b>\$0</b>	<b>\$0</b>	<b>\$692,500</b>

### Information Technology Services

Category	Historical Budgeted	FY2026	FY2027	FY2028	FY2029	FY2030	FY2031	FY2032	FY2033	Total
Server Infrastructure	\$0	\$15,000	\$0	\$20,000	\$50,000	\$175,000	\$0	\$0	\$0	\$260,000
Channel 181	\$0	\$0	\$63,000	\$0	\$0	\$0	\$65,000	\$0	\$0	\$128,000
Meraki Licensing Renewal	\$0	\$0	\$0	\$0	\$60,000	\$0	\$0	\$0	\$0	\$60,000
Computer Replacements - Water	\$0	\$5,000	\$5,000	\$5,000	\$15,000	\$8,000	\$8,000	\$0	\$0	\$46,000
Camera Replacement	\$0	\$0	\$0	\$0	\$0	\$37,000	\$0	\$0	\$0	\$37,000
Electric Computer Replacements	\$0	\$5,500	\$5,000	\$12,000	\$2,000	\$3,500	\$7,500	\$0	\$0	\$35,500
Core Network Refresh	\$0	\$0	\$0	\$0	\$35,000	\$0	\$0	\$0	\$0	\$35,000
Door Access Controls	\$0	\$0	\$3,000	\$5,000	\$7,500	\$3,000	\$0	\$5,000	\$3,000	\$26,500
Conference Rooms	\$0	\$10,000	\$0	\$0	\$0	\$11,000	\$0	\$0	\$0	\$21,000
Computer Replacements - Engineering	\$0	\$0	\$6,000	\$6,000	\$4,000	\$0	\$0	\$0	\$0	\$16,000
Email Migration	\$0	\$0	\$15,000	\$0	\$0	\$0	\$0	\$0	\$0	\$15,000
Computer and Printers for Public Properties	\$0	\$0	\$0	\$0	\$0	\$3,000	\$0	\$0	\$0	\$3,000
<b>Total Information Technology Services</b>	<b>\$0</b>	<b>\$35,500</b>	<b>\$97,000</b>	<b>\$48,000</b>	<b>\$173,500</b>	<b>\$240,500</b>	<b>\$80,500</b>	<b>\$5,000</b>	<b>\$3,000</b>	<b>\$683,000</b>

### Infrastructure Funds

Category	Historical Budgeted	FY2026	FY2027	FY2028	FY2029	FY2030	FY2031	FY2032	FY2033	Total
WM - 6" - Helen, Grace, & Miliken	\$0	\$0	\$300,000	\$0	\$0	\$0	\$0	\$0	\$0	\$300,000
WM - 8" - N 7th	\$0	\$180,000	\$0	\$0	\$0	\$0	\$0	\$0	\$0	\$180,000
24" Valve at Farm Wells	\$0	\$60,000	\$0	\$0	\$0	\$0	\$0	\$0	\$0	\$60,000
WM - 6" - Hayes to High	\$0	\$60,000	\$0	\$0	\$0	\$0	\$0	\$0	\$0	\$60,000
<b>Total Infrastructure Funds</b>	<b>\$0</b>	<b>\$300,000</b>	<b>\$300,000</b>	<b>\$0</b>	<b>\$0</b>	<b>\$0</b>	<b>\$0</b>	<b>\$0</b>	<b>\$0</b>	<b>\$600,000</b>



**Airport Revenue**

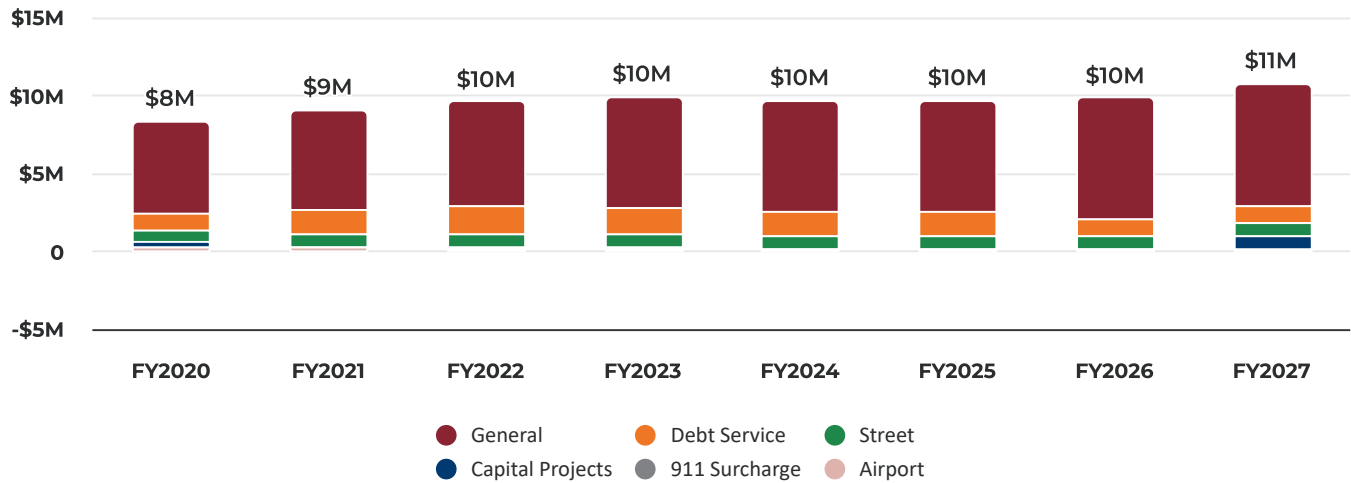
Category	Historical Budgeted	FY2026	FY2027	FY2028	FY2029	FY2030	FY2031	FY2032	FY2033	Total
T-Hangar and Taxilane Construction	\$10,000	\$73,000	\$0	\$0	\$0	\$0	\$0	\$0	\$0	\$83,000
Lawnmower	\$0	\$0	\$0	\$0	\$60,000	\$0	\$0	\$0	\$0	\$60,000
Articulating boom lift	\$0	\$0	\$45,000	\$0	\$0	\$0	\$0	\$0	\$0	\$45,000
Flat Tire Dolly & Universal Towbar	\$0	\$7,500	\$0	\$0	\$0	\$0	\$0	\$0	\$0	\$7,500
<b>Total Airport Revenue</b>	<b>\$10,000</b>	<b>\$80,500</b>	<b>\$45,000</b>	<b>\$0</b>	<b>\$60,000</b>	<b>\$0</b>	<b>\$0</b>	<b>\$0</b>	<b>\$0</b>	<b>\$195,500</b>

# Funding Sources Overview

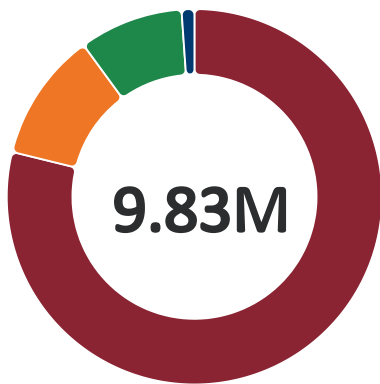
# Taxes

Taxes collected by the City of Beatrice include property, sales, and occupation taxes. Details of the tax summaries are included in the sections below.

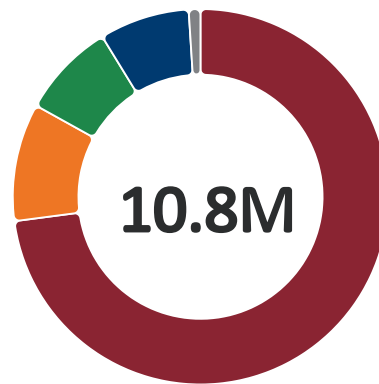
## Tax Revenue by Fund



FY26 Revenues by Fund



FY27 Revenues by Fund



Fund	FY26 Revenue	FY26 %	Fund	FY27 Revenue	FY27 %
General	\$7,746,500	78.84%	General	\$7,846,500	72.92%
Debt Service	\$1,091,500	11.11%	Debt Service	\$1,091,500	10.14%
Street	\$880,000	8.96%	Street	\$880,000	8.18%
911 Surcharge	\$108,155	1.10%	Capital Projects	\$835,000	7.76%
			911 Surcharge	\$108,155	1.01%

## Revenues by Fund

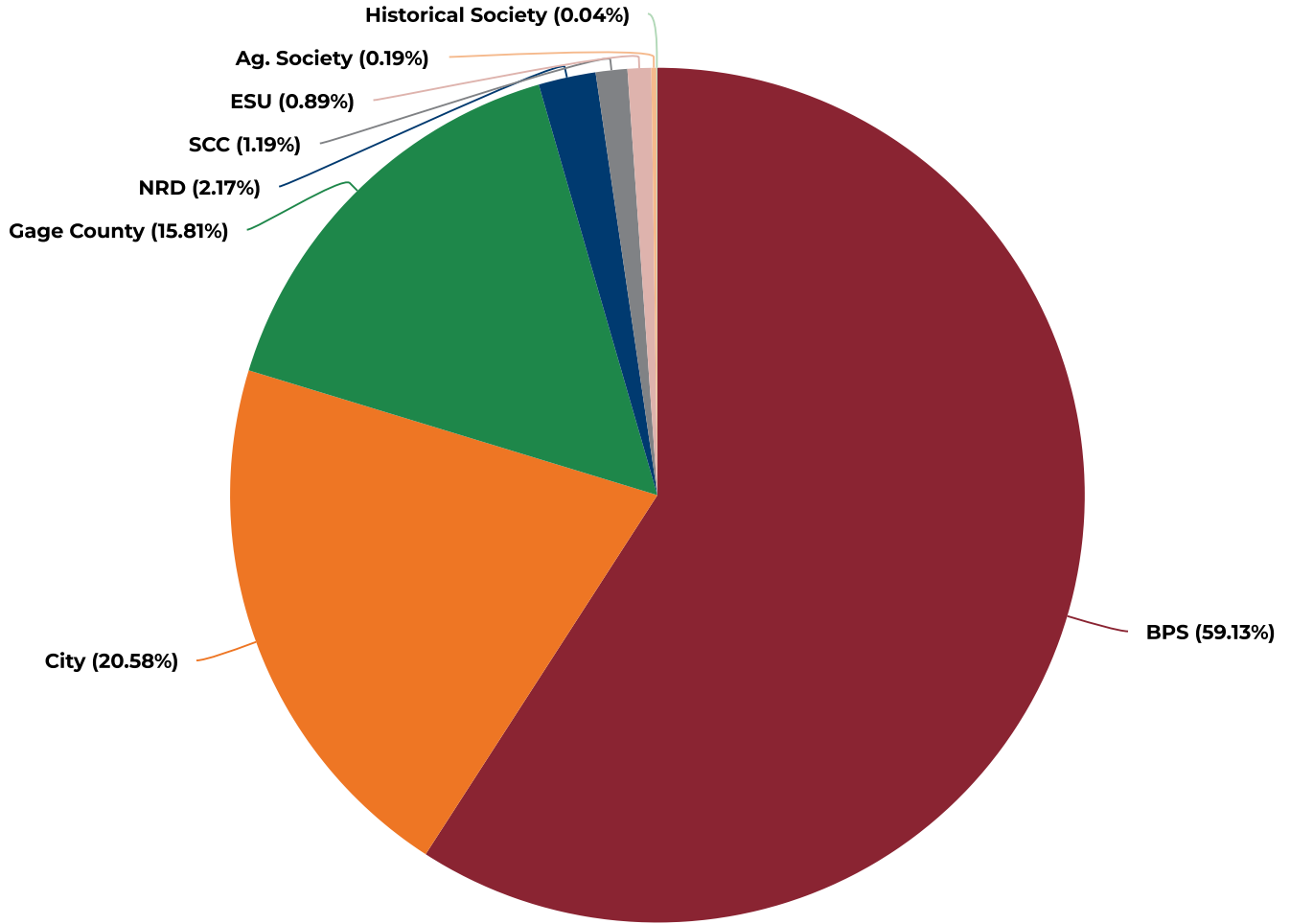
Category	FY 2020 YTD	FY 2021 YTD	FY 2022 YTD	FY 2023 YTD	FY 2024 YTD	FY2025 Original	FY 2025 Projected	FY 2026 Budgeted	FY 2027 Forecasted
<b>General</b>									
Current Property Taxes	\$2,180,723	\$2,205,835	\$2,229,361	\$2,466,701	\$2,770,364	\$2,899,000	\$2,770,000	\$3,287,000	\$3,287,000
Prior Years Property Taxes	\$73,242	\$62,756	\$50,728	\$55,361	\$60,257	\$60,000	\$60,000	\$70,000	\$70,000
Homestead Exemption Allocation	\$147,805	\$139,565	\$151,669	\$157,133	\$186,103	\$155,000	\$186,100	\$165,000	\$165,000
Interest On Delinquent Taxes	\$8,423	\$7,429	\$6,359	\$6,668	\$7,502	\$6,500	\$7,500	\$6,500	\$6,500
Prop Tax Credit Reimb By State	\$119,642	\$115,376	\$120,942	\$136,663	\$171,277	\$100,000	\$170,000	\$160,000	\$160,000

## 4.1 Taxes

Category	FY 2020 YTD	FY 2021 YTD	FY 2022 YTD	FY 2023 YTD	FY 2024 YTD	FY2025 Original	FY 2025 Projected	FY 2026 Budgeted	FY 2027 Forecasted
City Sales Tax	\$2,791,745	\$3,227,656	\$3,564,817	\$3,599,818	\$3,438,129	\$3,300,000	\$3,400,000	\$3,500,000	\$3,600,000
Utilities Occupation Tax	\$475,381	\$451,441	\$520,596	\$556,510	\$436,549	\$500,000	\$410,000	\$420,000	\$420,000
Beer & Liquor Occupation Tax	\$20,255	\$22,205	\$21,035	\$21,900	\$16,475	\$21,000	\$21,500	\$21,000	\$21,000
Miscellaneous Occupation Tax	\$2,805	\$2,080	\$2,515	\$2,020	\$1,925	-	\$2,000	\$2,000	\$2,000
City Lodging Occupation Tax	\$86,610	\$115,684	\$117,421	\$177,776	\$112,082	\$120,000	\$112,000	\$115,000	\$115,000
<b>Total General</b>	<b>\$5,906,630</b>	<b>\$6,350,028</b>	<b>\$6,785,445</b>	<b>\$7,180,548</b>	<b>\$7,200,664</b>	<b>\$7,161,500</b>	<b>\$7,139,100</b>	<b>\$7,746,500</b>	<b>\$7,846,500</b>
<b>Street</b>									
Sales Tax (30%of1%)less Mv	\$134,305	\$180,506	\$257,877	\$279,162	\$243,533	\$270,000	\$250,000	\$250,000	\$250,000
Sales Tax On Motor Vehicles	\$572,860	\$627,640	\$630,930	\$630,929	\$639,762	\$630,000	\$645,000	\$630,000	\$630,000
<b>Total Street</b>	<b>\$707,165</b>	<b>\$808,146</b>	<b>\$888,807</b>	<b>\$910,091</b>	<b>\$883,295</b>	<b>\$900,000</b>	<b>\$895,000</b>	<b>\$880,000</b>	<b>\$880,000</b>
<b>Airport</b>									
Property Taxes	\$94,214	\$94,406	\$95,483	\$111,850	-	-	-	-	-
Homestead Exempt Alloc	\$6,294	\$5,943	\$6,332	\$7,074	-	-	-	-	-
Property Tax Credit Re/State	\$5,094	\$4,913	\$5,049	\$6,149	-	-	-	-	-
Property Taxes	\$73,736	\$71,368	\$24,593	\$199	-	-	-	-	-
Homestead Exempt Alloc	\$4,822	\$4,452	\$1,533	-\$59	-	-	-	-	-
Property Tax Credit Re/State	\$3,903	\$3,680	\$1,222	-	-	-	-	-	-
<b>Total Airport</b>	<b>\$188,062</b>	<b>\$184,762</b>	<b>\$134,211</b>	<b>\$125,212</b>	<b>-\$1</b>	<b>-</b>	<b>-</b>	<b>-</b>	<b>-</b>
<b>Debt Service</b>									
Current Property Tax-Psds	\$229,266	\$228,792	\$222,900	\$5,096	\$979	\$109,000	-	-	-
Homestead Exempt Alloc-Psds	\$14,797	\$14,115	\$14,768	-\$184	-	\$4,000	-	-	-
Property Tax Credit-Debt	-	-	-	-	-	\$3,000	\$3,000	\$3,000	\$3,000
Property Tax Credit-Debt Psds	\$11,978	\$11,669	\$11,776	-	-	-	-	-	-
Current Property Tax-AirDebt	-	-	-	-	-	-	\$109,000	\$82,000	\$84,000
Prior Year Property Tax-AirDeb	-	-	-	-	-	-	-	\$2,500	\$2,500
Homestead Exempt Alloc-AirDebt	-	-	-	-	-	-	\$4,000	\$4,000	\$2,000
City Sales Tax-Fire Station	\$858,488	\$1,345,267	\$1,482,461	\$1,591,706	\$1,499,812	\$1,095,735	\$1,400,000	\$1,000,000	\$1,000,000
<b>Total Debt Service</b>	<b>\$1,114,530</b>	<b>\$1,599,844</b>	<b>\$1,731,904</b>	<b>\$1,596,618</b>	<b>\$1,500,790</b>	<b>\$1,211,735</b>	<b>\$1,516,000</b>	<b>\$1,091,500</b>	<b>\$1,091,500</b>
<b>Capital Projects</b>									
City Sales Tax-New Fire Statn	\$307,815	-	-	-	-	-	-	-	\$835,000
<b>Total Capital Projects</b>	<b>\$307,815</b>	<b>-</b>	<b>-</b>	<b>-</b>	<b>-</b>	<b>-</b>	<b>-</b>	<b>-</b>	<b>\$835,000</b>
<b>911 Surcharge</b>									
911 Service Surcharge (City)	\$24,671	\$23,800	\$25,089	\$22,137	\$29,242	\$22,000	\$22,500	\$22,000	\$22,000
911 Service Surcharge (County)	-	-	-	\$11	-	-	-	-	-
State 911 Wireless Funds	\$72,270	\$72,270	\$72,270	\$72,270	\$61,336	\$65,801	\$65,801	\$86,155	\$86,155
<b>Total 911 Surcharge</b>	<b>\$96,941</b>	<b>\$96,070</b>	<b>\$97,359</b>	<b>\$94,418</b>	<b>\$90,578</b>	<b>\$87,801</b>	<b>\$88,301</b>	<b>\$108,155</b>	<b>\$108,155</b>
<b>Total Revenues</b>	<b>\$8,321,143</b>	<b>\$9,038,850</b>	<b>\$9,637,725</b>	<b>\$9,906,887</b>	<b>\$9,675,327</b>	<b>\$9,361,036</b>	<b>\$9,638,401</b>	<b>\$9,826,155</b>	<b>\$10,761,155</b>

## Portion of Total Property Tax Levy in Beatrice

Portion of Total Property Tax Levy in Beatrice



## Property Tax Levy for the City of Beatrice

<b>Tax Year</b>	<b>General Levy</b>	<b>Debt Levy</b>	<b>Total Levy</b>
2026	.359948	.008945	.368893
2025	.334968	.012089	.347057
2024	.355031	0	.355031
2023	.357804	0	.357804
2022	.349039	.033986	.383025
2021	.355378	.035942	.391320
2020	.360211	.036062	.396273

## Property Tax Valuations

<b>Budget Year</b>	<b>Total Assessed Value</b>	<b>% Chg</b>
2026	1,033,154,952	6.61%
2025	969,090,238	5.99%
2024	914,324,848	14.79%
2023	796,526,430	7.64%
2022	739,982,981	3.85%
2021	712,531,875	1.36%
2020	702,972,547	6.34%
2019	661,065,063	-0.19%
2018	662,333,679	9.47%
2017	605,056,167	1.94%
2016	593,528,971	3.04%
2015	576,030,067	0.18%
2014	575,004,180	5.67%
2013	544,166,006	0.27%
2012	542,695,345	-0.60%

# State Budget Form - Property Tax Request Authority Computation Form

**Calculation of Preliminary Property Tax Request Authority**

<b>2024-2025 Total Property Tax Request</b>	(1)	<u>\$ 3,363,300.00</u>
<i>(from prior year budget - Cover Page submitted to the State Auditor)</i>		
Less: Prior Year Exceptions Utilized		
<i>(Will all be zero for 2025-2026 budget because first year of new cap)</i>		
Approved Bonds <i>(prior year line 16)</i>	(2)	-
Emergency Response <i>(prior year line 17)</i>	(3)	-
Public Safety Services <i>(prior year line 18)</i>	(4)	-
County Attorneys <i>(prior year line 19)</i>	(5)	-
County Public Defenders <i>(prior year line 20)</i>	(6)	-
Response to Public Safety Threat <i>(prior year line 21)</i>	(7)	-
Public Safety Interlocal Agreements <i>(prior year line 22)</i>	(8)	-
Voter Approved Increase <i>(prior year line 23)</i>	(9)	-
Unused authority used in the prior year <i>(prior year line 24)</i>	(10)	-
<b>TOTAL Prior Year Exceptions Utilized (total line 2 thru 10)</b>	<b>(11)</b>	<b>-</b>
<b>Preliminary Property Tax Request Authority (line 1 - line 11)</b>	<b>(12)</b>	<b><u>3,363,300.00</u></b>

**Allowed Increases to Preliminary Property Tax Request Authority**

<b>2024 Property Taxes Levied</b> (per Taxes Levied Reports from Department of Revenue)		<u>3,366,035.28</u>
<i>See instructions below for where to find this amount</i>		
		(13)
<b>Growth Percentage per County Assessor</b>		
3,807,665.00 /	969,090,238.00 =	0.39%
2025 Growth Value	2024 Total Valuation	(14a)
<i>(Line 14 equals Line 13 minus line 2 &amp; 3, multiplied by line 14a)</i>		
		<u>13,225.53</u>
		Increase due to Growth (14)
<b>Inflation Percentage</b>		
	5.17%	(15a)
<i>(Line 15 equals Line 13 minus line 2 &amp; 3, multiplied by line 15a)</i>		
		<u>174,024.02</u>
		Increase due to Inflation (15)

**Allowable Exceptions Utilized (§ 13-3404)**

<b>2025-2026 Property Taxes Budgeted For:</b>		
Approved Bonds	(16)	<u>92,415.00</u>
<i>(Cannot exceed property tax request for principal &amp; interest on bonds on cover page (page 1))</i>		
Response to a declared emergency in the prior year & certified to the Auditor <i>(Must agree to total on Schedule 2)</i>	(17)	-
Public Safety Services, as defined in §13-320 <i>(Must agree to total on Schedule 3)</i>	(18)	-
County Attorneys	(19)	-
County Public Defenders	(20)	-
Support of service relating to an imminent & significant threat to public safety that was not previously provided by the political subdivision & is the subject of an agreement or modification of an existing agreement executed after 8/21/2024	(21)	-
Support of an interlocal agreement relating to public safety	(22)	-
<b>Voter approved increase pursuant to § 13-3405</b>	(23)	-
<i>(MUST attach sample ballot language and certified election results)</i>		
<b>Prior Year's Unused Property Tax Request Authority used this year</b>	(24)	<u>168,301.76</u>
<i>(Cannot exceed amount on Supporting Schedule 1, line 1)</i>		
<b>Total Exceptions Utilized (Total lines 16 thru 24)</b>	<b>(25)</b>	<b><u>260,716.76</u></b>
<b>2025-2026 Total Property Tax Request Authority (Total lines 12, 14, 15, 25)</b>	<b>(26)</b>	<b><u>3,811,266.31</u></b>
<b>2025-2026 ACTUAL Property Tax Request (from Cover Page - Page 1)</b>	<b>(27)</b>	<b><u>3,811,235.00</u></b>
<b>Unused Property Tax Request Authority Created for Future Years (To Schedule 1, line 3)</b>	<b>(28)</b>	<b><u>31.31</u></b>
<i>(Line 26 - Line 27, MUST be greater than or equal to \$0.00)</i>		



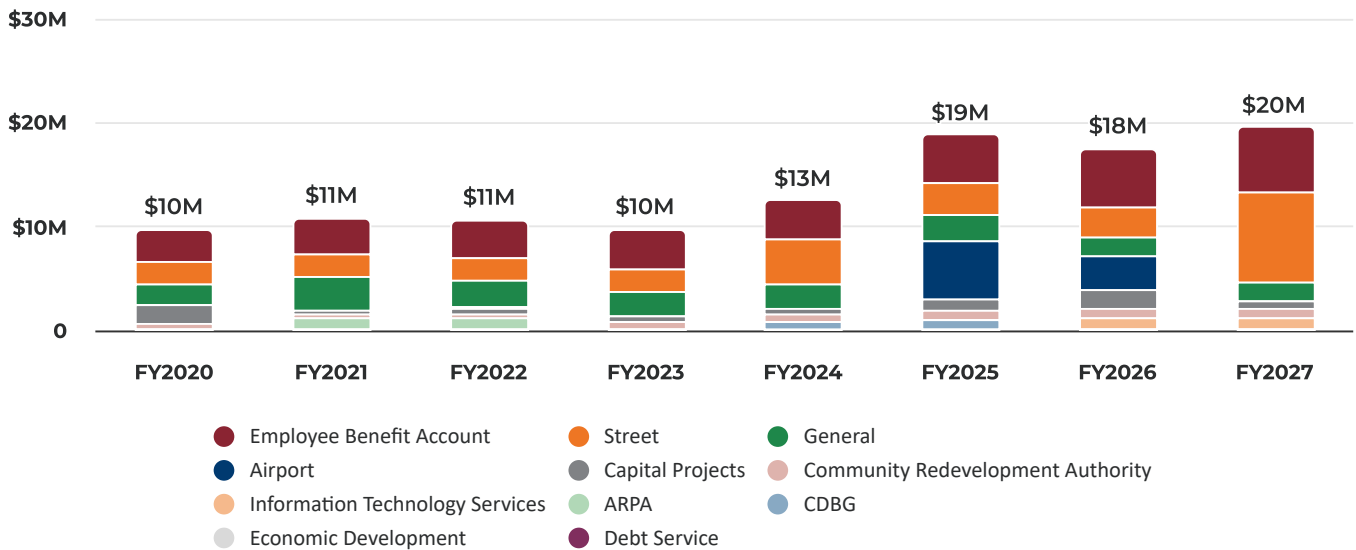
# Comparison of Property Tax Requests and Levies

FISCAL YEAR	GENERAL TAX REQ	% Inc	GEN LEVY	% Inc	DEBT TAX REQ	% Inc	DEBT LEVY	% Inc	TOTAL TAX REQ	% Inc	TOTAL LEVY**	% Inc	PROPERTY VALUATIONS	% Inc
2027	3,718,820	0.000%	0.342808	-4.762%	92,415	0.000%	0.0085190	-29.54%	3,811,235	0.000%	0.351327	-4.762%	1,084,812,700	5.000%
2026	3,718,820	14.561%	0.359948	7.457%	92,415	0.000%	0.0089449	-26.01%	3,811,235	13.318%	0.368893	6.292%	1,033,154,952	6.611%
2025	3,246,140	0.000%	0.334968	-5.651%	117,160	0%	0.0120897	0%	3,363,300	3.609%	0.347057	-2.246%	969,090,238	5.990%
2024	3,246,140	13.900%	0.355031	-0.775%	0	0.000%	0.0000000	0.000%	3,246,140	13.900%	0.355031	-0.775%	914,324,848	14.789%
2023	2,850,000	10.344%	0.357804	2.511%	0	-1.00%	0.0000000	-1.00%	2,850,000	0.553%	0.357804	-6.585%	796,526,430	7.641%
2022	2,582,828	2.000%	0.349039	-1.784%	251,490	-1.800%	0.0339859	-5.443%	2,834,318	1.651%	0.383025	-2.120%	739,982,981	3.853%
2021	2,532,184	0.000%	0.355378	-1.342%	256,099	1.022%	0.0359421	-0.333%	2,788,283	0.093%	0.391320	-1.250%	712,531,875	1.360%
2020	2,532,184	6.339%	0.360211	0.000%	253,508	-1.569%	0.0360623	-7.437%	2,785,692	5.568%	0.396273	-0.726%	702,972,547	6.339%
2019	2,381,227	2.130%	0.360211	2.326%	257,550	32.147%	0.0389599	32.400%	2,638,777	4.446%	0.399171	4.646%	661,065,063	-0.192%
2018	2,331,554	9.466%	0.352021	0.000%	194,897	-0.323%	0.0294258	-8.943%	2,526,451	8.643%	0.381447	-0.752%	662,333,679	9.466%
2017	2,129,927	3.190%	0.352021	1.224%	195,528	1.498%	0.0323157	-0.436%	2,325,455	3.045%	0.384337	1.082%	605,056,167	1.942%
2016	2,064,092	6.169%	0.347766	3.039%	192,642	2.233%	0.0324571	-0.781%	2,256,734	5.821%	0.380223	2.701%	593,528,971	3.038%
2015	1,944,163	7.950%	0.337511	7.758%	188,434	0.848%	0.0327125	0.668%	2,132,597	7.283%	0.370223	7.092%	576,030,067	0.178%
2014	1,800,980	3.909%	0.313212	-1.664%	186,850	25.643%	0.032495	18.905%	1,987,830	5.626%	0.345707	-0.038%	575,004,180	5.667%
2013	1,733,229	5.874%	0.318511	5.588%	148,715	-37.982%	0.027329	-38.150%	1,881,944	0.271%	0.345840	0.000%	544,166,006	0.271%
2012	1,637,062	9.631%	0.301654	10.290%	239,794	-16.067%	0.044186	-15.562%	1,876,856	5.504%	0.345840	6.138%	542,695,345	-0.598%
2011	1,493,253	-0.276%	0.273511	1.830%	285,697	-10.440%	0.052329	-8.548%	1,778,950	-2.061%	0.325840	0.008%	545,958,163	-2.069%
2010	1,497,391	2.453%	0.268594	0.000%	319,001	25.721%	0.057221	22.711%	1,816,392	5.895%	0.325815	3.360%	557,492,191	2.453%
2009	1,461,541	13.388%	0.268594	4.708%	253,737	-41.960%	0.046630	-46.404%	1,715,278	0.630%	0.315224	-8.237%	544,145,391	8.290%
2008	1,288,968	0.669%	0.256517	-0.373%	437,178	143.906%	0.087003	141.383%	1,726,146	18.258%	0.343520	17.035%	502,487,631	1.046%
2007	1,280,400	7.084%	0.257476	-0.209%	179,240	8.939%	0.036043	1.520%	1,459,640	7.308%	0.293520	0.000%	497,288,173	7.308%
2006	1,195,699	7.042%	0.258016	4.733%	164,532	22.867%	0.035504	20.216%	1,360,231	8.736%	0.293520	6.390%	463,420,813	2.205%
2005	1,117,038	10.017%	0.246357	6.079%	133,911	-26.629%	0.029533	-29.255%	1,250,949	4.433%	0.275890	0.696%	453,422,564	3.712%
2004	1,015,334	6.235%	0.232238	0.964%	182,512	-0.086%	0.041746	-5.044%	1,197,846	5.221%	0.273985	0.000%	437,194,620	5.221%
2003	955,740	2.192%	0.230021	-0.738%	182,670	7.119%	0.043964	4.047%	1,138,410	2.952%	0.273985	0.000%	415,500,759	2.952%
2002	935,237	0.000%	0.231732	-9.153%	170,530	-0.889%	0.042254	-9.960%	1,105,767	0.138%	0.273985	-9.278%	403,585,978	10.075%
2001	935,237	0.000%	0.255079	-3.737%	172,059	10.964%	0.046928	6.818%	1,107,296	1.559%	0.302006	-2.236%	366,646,731	3.882%
2000	935,237	2.063%	0.264980	-0.002%	155,058	17.634%	0.043932	15.254%	1,090,295	4.021%	0.308912	1.917%	352,946,400	2.065%

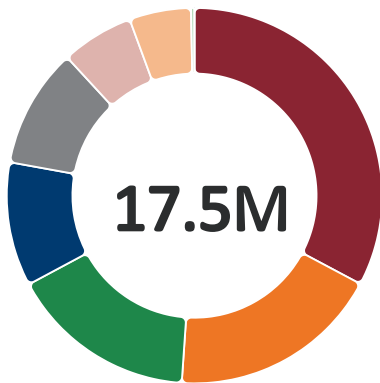
# Intergovernmental Revenue

Intergovernmental revenues are those funds received as part of an interlocal agreement and include funds from the State of Nebraska, Gage County, and other governmental entities. Revenue types include county motor vehicle taxes, state aid, municipal equalization funds, TIF funds, and federal and state grants.

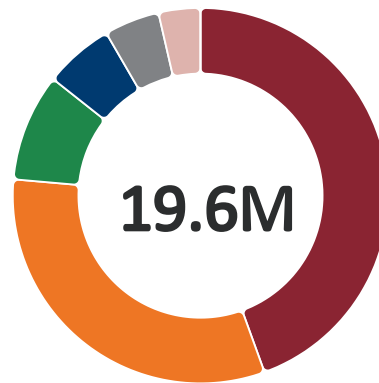
## Revenues by Fund



FY26 Revenues by Fund



FY27 Revenues by Fund



Fund	Amount	Percentage
Employee Benefit Account	\$5,739,600	32.78%
Airport	\$3,206,700	18.31%
Street	\$2,816,412	16.08%
Capital Projects	\$1,869,150	10.67%
General	\$1,803,516	10.30%
Information Technology Services	\$1,092,899	6.24%
Community Redevelopment Authority	\$931,600	5.32%
CDBG	\$50,000	0.29%
Debt Service	\$500	0.00%

Fund	Amount	Percentage
Street	\$8,716,398	44.47%
Employee Benefit Account	\$6,256,620	31.92%
General	\$1,817,219	9.27%
Information Technology Services	\$1,173,202	5.99%
Community Redevelopment Authority	\$931,600	4.75%
Capital Projects	\$705,650	3.60%
Debt Service	\$500	0.00%

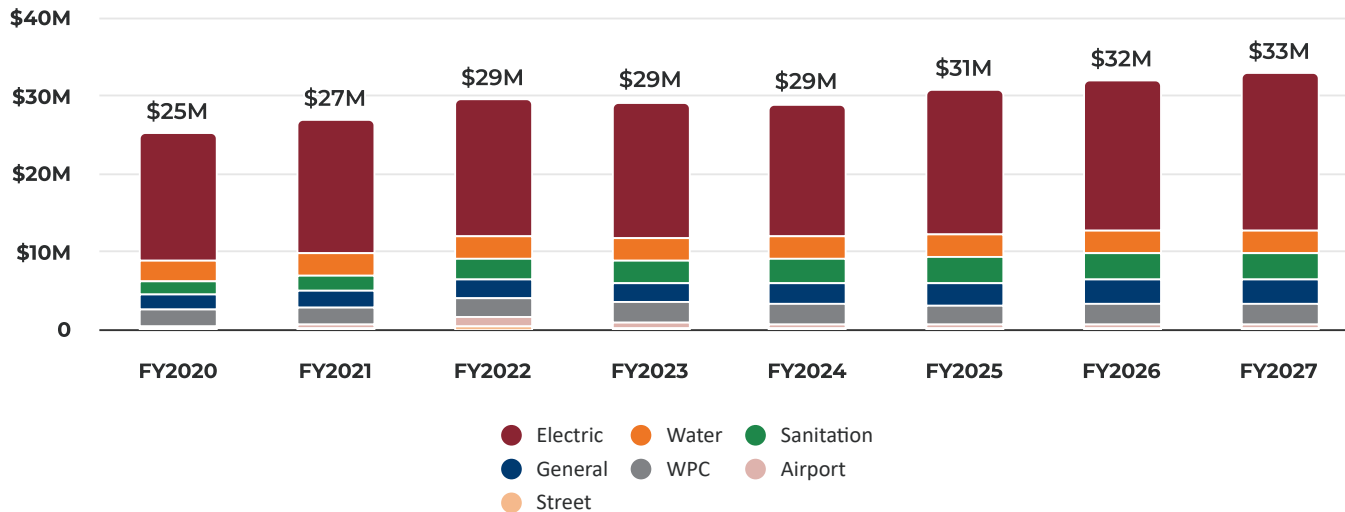
### Revenues by Fund

Category	FY 2020 YTD	FY 2021 YTD	FY 2022 YTD	FY 2023 YTD	FY 2024 YTD	FY2025 Original	FY 2025 Projected	FY 2026 Budgeted	FY 2027 Forecasted
General	\$2,038,121	\$3,283,932	\$2,444,040	\$2,338,929	\$2,422,882	\$2,294,604	\$2,526,696	\$1,803,516	\$1,817,219
Employee Benefit Account	\$3,236,248	\$3,479,708	\$3,752,531	\$3,805,979	\$3,824,774	\$4,200,400	\$4,696,300	\$5,739,600	\$6,256,620
Street	\$2,043,459	\$2,184,191	\$2,109,264	\$2,281,698	\$4,266,751	\$3,054,211	\$3,061,211	\$2,816,412	\$8,716,398
CDBG	-	-	\$4,183	\$137,003	\$584,474	\$435,000	\$982,000	\$50,000	-
Airport	\$40,534	\$27,935	\$286,846	\$8,678	\$21,831	\$8,244,000	\$5,581,000	\$3,206,700	-
Debt Service	\$661	\$743	\$722	\$82	-	\$500	\$500	\$500	\$500
Capital Projects	\$1,759,167	\$226,895	\$435,156	\$478,816	\$483,115	\$736,700	\$1,108,858	\$1,869,150	\$705,650
ARPA	-	\$1,094,879	\$1,091,116	-	-	-	-	-	-
Economic Development	-	-	-	-	\$150,000	-	-	-	-
Information Technology Services	-	-	-	-	-	-	-	\$1,092,899	\$1,173,202
Community Redevelopment Authority	\$637,217	\$522,164	\$498,513	\$705,388	\$799,097	\$850,700	\$846,300	\$931,600	\$931,600
<b>Total Revenues</b>	<b>\$9,755,407</b>	<b>\$10,820,447</b>	<b>\$10,622,371</b>	<b>\$9,756,572</b>	<b>\$12,552,924</b>	<b>\$19,816,115</b>	<b>\$18,802,865</b>	<b>\$17,510,377</b>	<b>\$19,601,189</b>

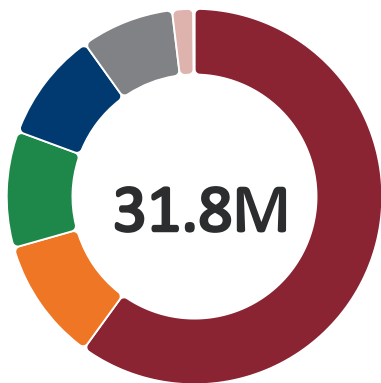
# Utility Sales and Charges for Services

The City of Beatrice has several funds that receive revenue through utility sales and charges for services. Services include electricity, water, sewer, garbage, ambulance, camping, fuel sales, and other department specific services.

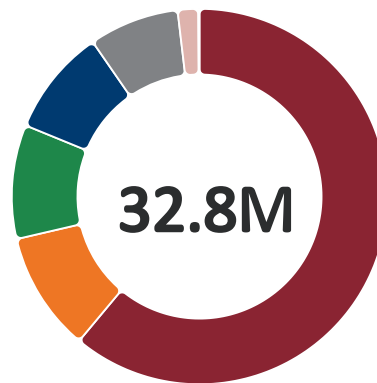
## Utility Sales and Charges for Services by Fund



FY26 Revenues by Fund



FY27 Revenues by Fund



Category	FY26 Revenue	FY26 %	FY27 Revenue	FY27 %
Electric	\$19,105,000	59.99%	\$20,031,060	61.07%
Sanitation	\$3,376,400	10.60%	\$3,376,400	10.29%
General	\$3,192,944	10.03%	\$3,217,669	9.81%
Water	\$3,016,500	9.47%	\$3,016,500	9.20%
WPC	\$2,547,000	8.00%	\$2,547,000	7.77%
Airport	\$575,169	1.81%	\$577,111	1.76%
Street	\$32,500	0.10%	\$33,200	0.10%

### Revenues by Fund

Category	FY 2020 YTD	FY 2021 YTD	FY 2022 YTD	FY 2023 YTD	FY 2024 YTD	FY2025 Original	FY 2025 Projected	FY 2026 Budgeted	FY 2027 Forecasted
General	\$1,879,545	\$2,178,124	\$2,462,825	\$2,452,073	\$2,782,999	\$2,562,573	\$2,788,923	\$3,192,944	\$3,217,669
Street	\$64,346	\$59,345	\$259,994	\$76,295	\$125,749	\$107,076	\$157,700	\$32,500	\$33,200
Airport	\$386,910	\$423,188	\$1,319,124	\$878,535	\$567,610	\$592,954	\$548,700	\$575,169	\$577,111
Electric	\$16,356,112	\$17,128,789	\$17,435,709	\$17,354,582	\$16,908,990	\$17,030,174	\$18,506,174	\$19,105,000	\$20,031,060
Water	\$2,737,257	\$2,709,017	\$2,908,700	\$2,933,415	\$2,978,349	\$2,793,500	\$2,956,500	\$3,016,500	\$3,016,500

### 4.3 Utility Sales and Charges for Services

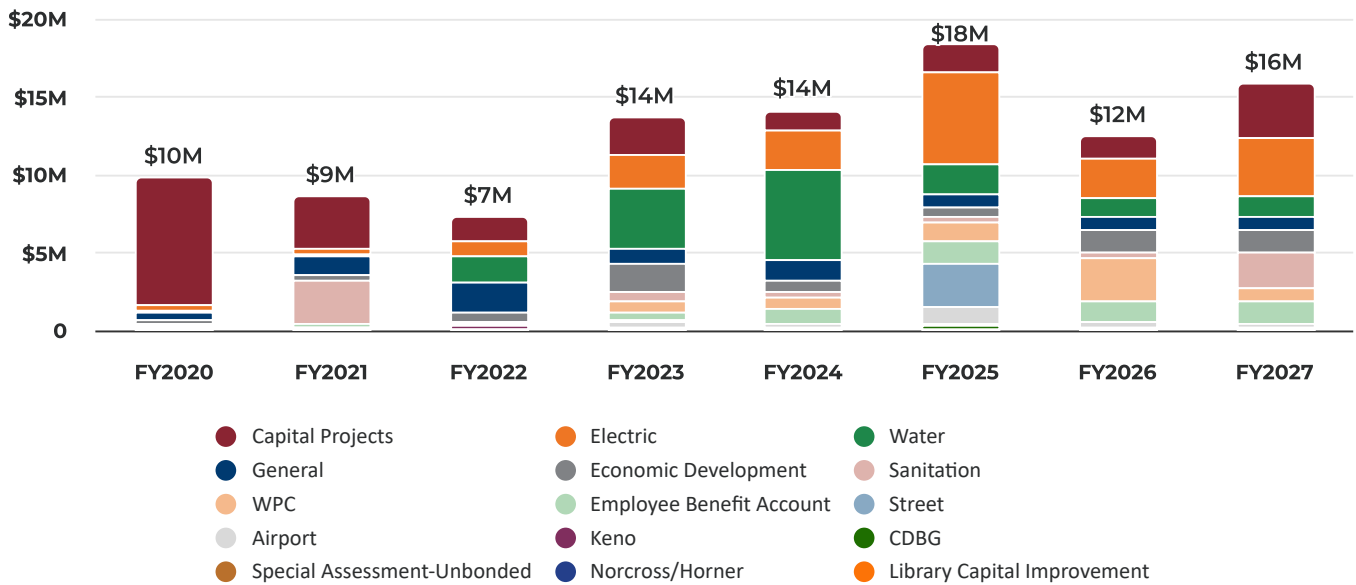
---

Category	FY 2020 YTD	FY 2021 YTD	FY 2022 YTD	FY 2023 YTD	FY 2024 YTD	FY2025 Original	FY 2025 Projected	FY 2026 Budgeted	FY 2027 Forecasted
WPC	\$2,183,812	\$2,203,890	\$2,336,902	\$2,422,055	\$2,445,140	\$2,353,000	\$2,416,000	\$2,547,000	\$2,547,000
Sanitation	\$1,558,616	\$2,116,541	\$2,745,489	\$2,967,047	\$3,095,314	\$3,081,600	\$3,276,500	\$3,376,400	\$3,376,400
<b>Total Revenues</b>	<b>\$25,166,598</b>	<b>\$26,818,894</b>	<b>\$29,468,744</b>	<b>\$29,084,002</b>	<b>\$28,904,150</b>	<b>\$28,520,877</b>	<b>\$30,650,497</b>	<b>\$31,845,513</b>	<b>\$32,798,940</b>

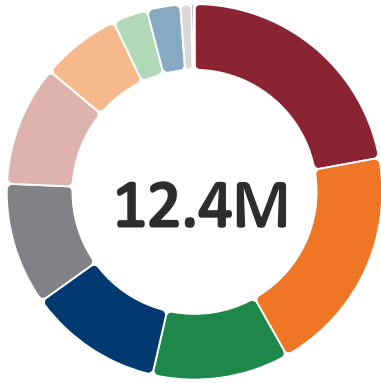
# Miscellaneous Revenues & Other Finance Sources

Miscellaneous revenues and other financing sources include revenue sources other than taxes, intergovernmental, and charges for services. The largest sources of miscellaneous revenue are transfers between funds, bond revenue, interest revenue, and other donations.

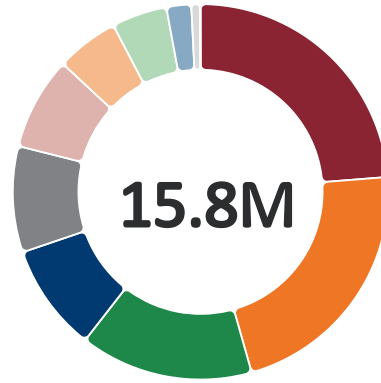
## Miscellaneous and Other Financing by Fund



### FY26 Revenues by Fund



### FY27 Revenues by Fund



● WPC	\$2,747,000	22.10%	● Electric	\$3,752,500	23.74%
● Electric	\$2,452,500	19.73%	● Capital Projects	\$3,456,750	21.87%
● Economic Development	\$1,463,773	11.77%	● Sanitation	\$2,356,000	14.91%
● Capital Projects	\$1,432,100	11.52%	● Economic Development	\$1,464,073	9.26%
● Employee Benefit Account	\$1,315,000	10.58%	● Employee Benefit Account	\$1,445,000	9.14%
● Water	\$1,289,500	10.37%	● Water	\$1,264,500	8.00%
● General	\$852,555	6.86%	● General	\$853,995	5.40%
● Airport	\$373,300	3.00%	● WPC	\$752,000	4.76%
● Sanitation	\$356,000	2.86%	● Airport	\$335,000	2.12%
● Keno	\$120,000	0.97%	● Keno	\$120,000	0.76%
● CDBG	\$25,000	0.20%	● Special Assessment-Unbonded	\$5,355	0.03%
● Special Assessment-Unbonded	\$5,465	0.04%	● Norcross/Horner	\$100	0.00%
● Norcross/Horner	\$100	0.00%			

### Revenues by Fund

Category	FY 2020 YTD	FY 2021 YTD	FY 2022 YTD	FY 2023 YTD	FY 2024 YTD	FY2025 Original	FY 2025 Projected	FY 2026 Budgeted	FY 2027 Forecasted
General	\$453,045	\$1,193,792	\$2,017,291	\$1,018,912	\$1,282,073	\$720,971	\$897,821	\$852,555	\$853,995
Employee Benefit Account	\$155,473	\$245,608	\$155,448	\$561,929	\$937,613	\$670,000	\$1,415,000	\$1,315,000	\$1,445,000
Street	\$42,750	\$500	-	\$94,624	-	\$2,100,000	\$2,785,000	-	-
Keno	\$77,096	\$148,041	\$170,135	\$154,692	\$121,554	\$125,000	\$125,000	\$120,000	\$120,000
CDBG	\$11,600	\$10,274	\$25,030	\$19,606	\$25	-	\$325,000	\$25,000	-
Airport	\$611	\$464	\$2,565	\$331,131	\$346,144	\$714,000	\$1,035,000	\$373,300	\$335,000
Library Capital Improvement	\$45	-	-	-	-	-	-	-	-
Norcross/Horner	\$67	\$32	\$13	\$53	\$96	\$25	\$100	\$100	\$100
Capital Projects	\$8,172,457	\$3,360,540	\$1,615,734	\$2,355,766	\$1,289,354	\$2,491,286	\$1,820,099	\$1,432,100	\$3,456,750
Electric	\$346,214	\$318,309	\$861,241	\$2,196,417	\$2,520,854	\$2,087,500	\$5,853,600	\$2,452,500	\$3,752,500
Water	\$152,392	\$168,432	\$1,680,901	\$3,785,057	\$5,789,024	\$724,400	\$1,941,000	\$1,289,500	\$1,264,500
WPC	\$82,751	\$50,898	\$82,730	\$744,900	\$733,663	\$2,563,000	\$1,249,000	\$2,747,000	\$752,000
Special Assessment-Unbonded	-	-	\$57,806	\$10,882	\$6,692	\$5,570	\$5,570	\$5,465	\$5,355
Economic Development	\$303,040	\$359,400	\$611,262	\$1,837,121	\$672,992	\$1,488,953	\$533,561	\$1,463,773	\$1,464,073
Sanitation	-	\$2,733,074	\$7,279	\$509,569	\$374,210	\$6,000	\$360,000	\$356,000	\$2,356,000
<b>Total Revenues</b>	<b>\$9,797,543</b>	<b>\$8,589,364</b>	<b>\$7,287,436</b>	<b>\$13,620,658</b>	<b>\$14,074,293</b>	<b>\$13,696,705</b>	<b>\$18,345,751</b>	<b>\$12,432,293</b>	<b>\$15,805,273</b>



# CAPITAL PROJECTS

BOARD OF PUBLIC WORKS



# GENERAL FUND

## Dempsters

FY26: \$200,000  
FY27: \$200,000



## Homestead Trail

City's Share:

FY27: \$310,000  
FY28: \$310,000

(Total: \$5,000,000)



## Playgrounds @ Heritage Heights & Stoddard Site

FY26: \$435,000



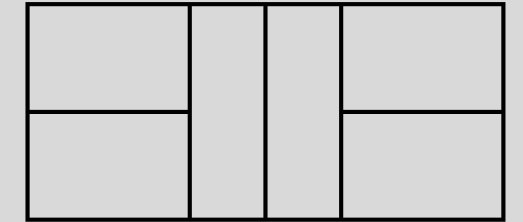
## Field 8 @ Hannibal Park

FY26: \$840,000



## Pickleball/RC Track

FY27: \$250,000



## Duck Pond

FY26: \$50,000



## Trail Crossing Enhancement - Lincoln St.

FY26: \$10,000



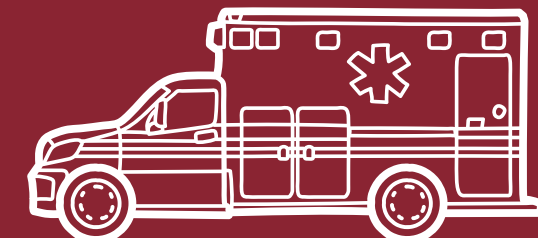
## Fire Engine

FY27: \$835,000



## Ambulance

FY26: \$450,000



# ELECTRIC DEPARTMENT

**Electric Generation Facility**

FY26  
**\$1,000,000**

FY27  
**\$2,000,000**

**Trucks**

FY26  
**\$730,000**




**Substation 7 Improvements**

FY 26  
**\$1,280,000**

FY 27  
**\$555,000**

**Substation 2 Improvements**

FY26  
**\$1,012,000**



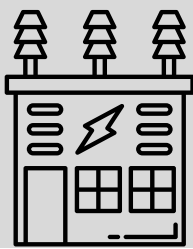
**Industrial Park Distribution Line**

FY26  
**\$551,000**



**Substation 9 Improvements**

FY26  
**\$414,000**



**WATER**  
**DEPARTMENT**

**Water Mains**




FY26: \$240,000  
FY27: \$420,000

**Valve at Well Farm**



FY26: \$60,000

**Control Valve at Wellfield**



FY27: \$150,000




# DEPARTMENT

**Grit**

A black icon of a U-shaped grit separator with a perforated bottom and two vertical pipes on either side, connected to a pipe on the right.

**FY26: \$3,900,000**

**Lift Station #1 Design**

A white icon of a lift station pump, showing a circular motor housing with a central shaft and a smaller circular component on the right side.

**FY27: \$120,000**



# AIRPORT

Hangar

FY26

**\$2,552,000**



Runway Repairs

FY26

**\$766,000**



# BASWA

Landfill Closure


FY 27

**\$225,000**



# **STREET** **DEPARTMENT**

**RAISE Grant**



**FY26: \$500,000**  
**FY27: \$6,400,000**

**Heritage Heights &  
Corral Crossing Development**



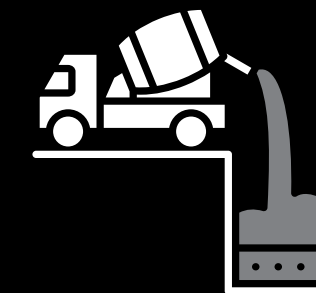
**FY26: \$1,490,000**

**Future Street Project**



**FY27: \$1,000,000**


**7<sup>th</sup> Street – Arthur to Monroe  
Concrete Reconstruction**



**FY26: \$375,000**

# SANITATION DEPARTMENT

11-Yard Garbage Truck



FY26: \$155,000

Roll Off Truck



FY26: \$265,000

25-Yard Rear Loader



FY27: \$335,000

## NOTICE OF PUBLIC HEARING ON AN APPLICATION FOR THE COMMUNITY DEVELOPMENT BLOCK GRANT PROGRAM

NOTICE IS HEREBY GIVEN that on Tuesday, September 2, 2025, at or soon after 6:00 p.m. in the Beatrice Public Schools (BPS) Administration Building Board Room at 320 North 5<sup>th</sup> Street, Beatrice, NE 68310, the City of Beatrice will hold a public hearing concerning an application to the Nebraska Department of Economic Development for a Community Development Block Grant (CDBG). This grant is available to local governments for community/economic development activities.

The City of Beatrice is requesting \$53,000 for a Public Planning Grant. This grant will be used to redevelop a comprehensive plan, a key policy document used to guide the goals, expectations, and vision for the development of the community. The comprehensive plan helps align stakeholders, establishes goals and objectives for the City's growth, and provides the foundation for regulatory tools like zoning, subdivision, and annexation regulations. CDBG funded activities will include: \$50,000 for Public Planning and \$3,000 for General Administration. The CDBG funds will be matched with \$10,000 from the City, for a project total of \$63,000. The project activities include:

- Project Activity 20A — \$50,000 CDBG + \$10,000 Match
- Project Activity 21A — General Administration – \$3,000 CDBG

All funds will be utilized for the National Objective of LMI to benefit low- and moderate-income people. There will be no persons displaced as a result of CDBG activities.

The grant application will be available for public inspection at 400 Ella Street, Beatrice, NE 68310. All interested parties are invited to attend this public hearing at which time you will have an opportunity to be heard regarding the grant application. Written and oral testimony will also be accepted at the public hearing scheduled for **6:00 PM, Tuesday, September 2, 2025, in the BPS Administration Building Board Room at 320 North 5th Street, Beatrice, NE 68310**. Written comments addressed to City Clerk, Erin Saathoff, at 400 Ella Street, Beatrice, NE 68310 will be accepted if received on or before Friday, August 29, 2025.

Individuals requiring physical or sensory accommodations including interpreter service, Braille, large print, or recorded materials, please contact City Clerk, Erin Saathoff at 400 Ella Street or (402) 228-5200 no later than Wednesday, August 27, 2025. Accommodations will be made for persons with disabilities and non-English speaking individuals provided that a three-day notice is received by the City of Beatrice.

Erin Saathoff, MMC, City Clerk

August 23, 2025

**RESOLUTION NUMBER \_\_\_\_\_**

**WHEREAS**, the City of Beatrice, Nebraska (“City”) is an eligible unite of a general local government authorized to file an application under the Housing and Community Development Act of 1974, as amended for Small Cities Community Development Block Grant Program; and

**WHEREAS**, the City has obtained its citizens’ comments on community development and housing needs, and has conducted public hearings upon the proposed application and received favorable public comment respecting the application which for an amount of Fifty-Three Thousand for the development of a Comprehensive Plan; and

NOW, THEREFORE, BE IT RESOLVED BY THE MAYOR AND CITY COUNCIL OF THE CITY OF BEATRICE, NEBRASKA:

**SECTION 1.** That the Mayor be authorized and directed to proceed with the formulation of any and all contracts, documents or other memoranda between the City of Beatrice and the Nebraska Department of Economic Development so as to effect acceptance of the grant application.

**SECTION 2.** That all resolutions or parts of resolutions in conflict are hereby repealed.

RESOLUTION PASSED AND ADOPTED this 2<sup>nd</sup> day of September, 2025.

Attest:

\_\_\_\_\_  
Erin Saathoff, MMC, City Clerk

\_\_\_\_\_  
Robert Morgan, Mayor

**ORDINANCE NUMBER 25-\_\_\_**

An ordinance approving the plat of Tsianna Heights Addition to the City of Beatrice, Gage County, Nebraska, as executed by the owner thereof, certified by the surveyor of said addition, approved by the City Engineer, and approved by the Planning and Zoning Commission of the City of Beatrice, Nebraska; repealing conflicting ordinances; and providing for publication in electronic form and an effective date of this ordinance.

BE IT ORDAINED BY THE MAYOR AND CITY COUNCIL OF THE CITY OF BEATRICE, NEBRASKA:

**SECTION 1.** That the plat of Tsianna Heights Addition to the City of Beatrice, Gage County, Nebraska, as executed by the owners thereof, Gail D. Berke and Kimberly M.B. Straub, as co-trustees, and their successors in trust under the Gary D. Berke Revocable Trust dated June 7, 2011, as amended or restated from time to time, on August 25, 2025, certified by Chris Witulski, Surveyor, P.L.S. 638 on August 25, 2025, and by James Burroughs, City Engineer, on August 25, 2025, and approved by the Planning and Zoning Commission of the City of Beatrice, Nebraska on September 2, 2025, be and the same is hereby approved.

**SECTION 2.** That all ordinances or parts of ordinances in conflict herewith are hereby repealed.

**SECTION 3.** That this ordinance shall be in full force and effect from and after its passage, approval, and publication in electronic form as provided by law.

PASSED AND APPROVED this 2<sup>nd</sup> day of September, 2025.

Attest:

---

Erin Saathoff, MMC, City Clerk

---

Robert Morgan, Mayor

# Tsianna Heights Addition to the City of Beatrice, Nebraska

Located on a part of the South Half of the Northwest Quarter of Section 27, Township 4 North, Range 6 East, of the 6th P.M., Gage County, Nebraska

## DEDICATION

Tsianna Heights Addition, located on a part of the South Half of the Northwest Quarter of Section 27, Township 4 North, Range 6 East, of the 6th P.M., Gage County Nebraska, and being more particularly described by metes and bounds as follows:

For the purpose of the legal description, the basis of bearings is the South line of the Northwest Quarter of said Section 27, having an assumed reference bearing of N 88°06'25" E.

Referring to the West Quarter Corner of said Section 27; thence easterly N 88°06'25" E, on the South line of the Northwest Quarter of said Section 27, 1333.64 feet, to a point of intersection with the southerly extension of the East line of Birchwood Estates Retirement Village Addition; thence northerly N 01°53'17" W, on said line, 33.00 feet to a point of intersection on the North Right of Way line of Dorsey Street, said point also being on "LS 638" Copied Rebar marking the Southwest Corner of Lot 3, Birchwood Estates Retirement Village Addition, said Corner also being the Point of Beginning; thence continuing northerly N 01°53'17" W, on the East line of said Birchwood Estates Retirement Village Addition, 500.00 feet; thence easterly N 88°06'25" E, on the westerly extension of the North line of Berke's Fifth Addition, 600.33 feet, to an "LS 638" Copied Rebar marking a point of intersection with the West Right of Way line of 11th Street; thence southerly S 01°49'44" E, on said Right of Way line, 299.81 feet to an "LS 638" Copied Rebar marking the Northwest Corner of Lot 5, Christenson's Second Addition; thence westerly S 80°09'23" W, on the North line of said Lot 5, 177.01 feet, to a 1/2" Pipe marking the Northwest Corner of said Lot 5; thence southerly S 02°25'19" E, on the West line of said Lot 5, 200.68 feet, to a 1/2" Pipe marking the Southwest Corner of said Lot 5, said Pipe also being a point of intersection on the North Right of Way line of Dorsey Street; thence westerly S 80°09'23" W, on said Right of Way line 424.88 feet, to an "LS 638" Copied Rebar marking the Southeast Corner of Lot 3, Birchwood Estates Retirement Village Addition, said Corner also being the True Point of Beginning.

Containing a calculated area of 6.081 acres or 264,888.36 square feet, more or less. Subject to all easements, Restrictions and Reservations of record.

### EASEMENTS:

The utility easements shown hereon are hereby dedicated for public use, as well as Easements of Record.

### STREETS:

Streets shown on this plot and not heretofore dedicated to public use are hereby so dedicated.

### IN TESTIMONY WHEREOF:

Gail S. Berke, as co-trustee, and their successors in trust under the Gory D. Berke Revocable Trust established by a written instrument dated June 7th, 2011, as amended and related from time to time, on undivided one half interest; and as co-trustee, and their successors in trust under the Gail S. Berke Revocable Trust established by a written instrument dated June 7th, 2011, as amended or related from time to time, on undivided one half interest, owner of the property hereon described as TSIANNA HEIGHTS ADDITION, have caused these presents to be signed this \_\_\_\_\_ day of \_\_\_\_\_, 2025.

Gail S. Berke, co-trustee

### IN TESTIMONY WHEREOF:

Kimberly M.B. Stroub, as co-trustee, and their successors in trust under the Gory D. Berke Revocable Trust established by a written instrument dated June 7th, 2011, as amended and related from time to time, on undivided one half interest; and as co-trustee, and their successors in trust under the Gail S. Berke Revocable Trust established by a written instrument dated June 7th, 2011, as amended or related from time to time, on undivided one half interest, owner of the property hereon described as TSIANNA HEIGHTS ADDITION, have caused these presents to be signed this \_\_\_\_\_ day of \_\_\_\_\_, 2025.

Kimberly M.B. Stroub, co-trustee

## ACKNOWLEDGMENT OF NOTARY

STATE OF NEBRASKA } S.S.  
COUNTY OF GAGE }

The foregoing instrument was acknowledged before me on this \_\_\_\_\_ day of \_\_\_\_\_, 2025, by Gail S. Berke, as co-trustee, and their successors in trust under the Gory D. Berke Revocable Trust established by a written instrument dated June 7th, 2011, as amended and related from time to time, on undivided one half interest; and as co-trustee, and their successors in trust under the Gail S. Berke Revocable Trust established by a written instrument dated June 7th, 2011, as amended or related from time to time, on undivided one half interest, owner,

Notary Public

## ACKNOWLEDGMENT OF NOTARY

STATE OF NEBRASKA } S.S.  
COUNTY OF GAGE }

The foregoing instrument was acknowledged before me on this \_\_\_\_\_ day of \_\_\_\_\_, 2025, by Kimberly M.B. Stroub, as co-trustee, and their successors in trust under the Gory D. Berke Revocable Trust established by a written instrument dated June 7th, 2011, as amended and related from time to time, on undivided one half interest; and as co-trustee, and their successors in trust under the Gail S. Berke Revocable Trust established by a written instrument dated June 7th, 2011, as amended or related from time to time, on undivided one half interest, owner,

Notary Public

## PLANNING COMMISSION APPROVAL

By order of the Planning Commission the foregoing plat of TSIANNA HEIGHTS ADDITION, is hereby approved this \_\_\_\_\_ day of \_\_\_\_\_, 2025.

Chairperson

Secretary

## CITY COUNCIL APPROVAL

By order of the Mayor and City Council of the City of Beatrice, Nebraska, the foregoing plat of TSIANNA HEIGHTS ADDITION is hereby approved this \_\_\_\_\_ day of \_\_\_\_\_, 2025.

Mayor

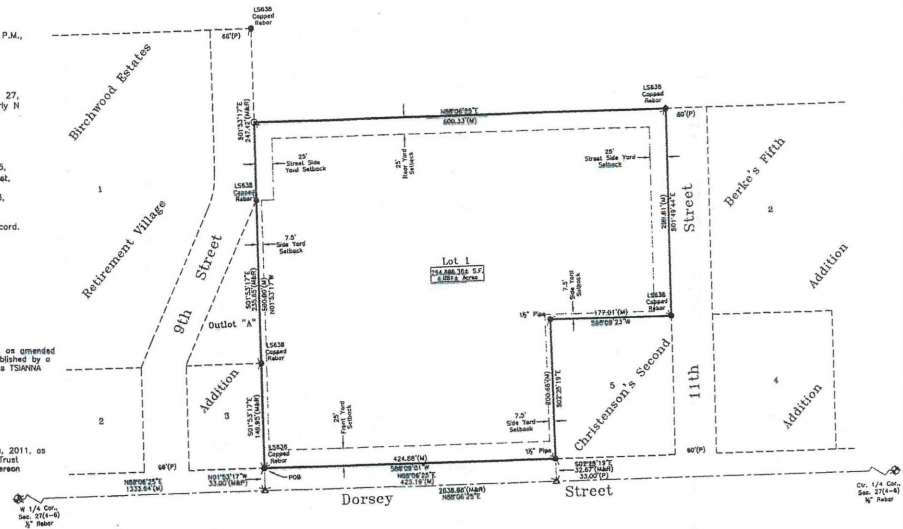
City Clerk

## CITY ENGINEER'S APPROVAL

I, James Burroughs, City Engineer, approve this plat.

James Burroughs

Date



## ACKNOWLEDGMENT OF NOTARY

STATE OF NEBRASKA } S.S.  
COUNTY OF GAGE }

The foregoing instrument was acknowledged before me on this \_\_\_\_\_ day of \_\_\_\_\_, 2025, by Gail S. Berke, as co-trustee, and their successors in trust under the Gory D. Berke Revocable Trust established by a written instrument dated June 7th, 2011, as amended and related from time to time, on undivided one half interest; and as co-trustee, and their successors in trust under the Gail S. Berke Revocable Trust established by a written instrument dated June 7th, 2011, as amended or related from time to time, on undivided one half interest, owner,

Notary Public

## ACKNOWLEDGMENT OF NOTARY

STATE OF NEBRASKA } S.S.  
COUNTY OF GAGE }

The foregoing instrument was acknowledged before me on this \_\_\_\_\_ day of \_\_\_\_\_, 2025, by Kimberly M.B. Stroub, as co-trustee, and their successors in trust under the Gory D. Berke Revocable Trust established by a written instrument dated June 7th, 2011, as amended and related from time to time, on undivided one half interest; and as co-trustee, and their successors in trust under the Gail S. Berke Revocable Trust established by a written instrument dated June 7th, 2011, as amended or related from time to time, on undivided one half interest, owner,

Notary Public

## PLANNING COMMISSION APPROVAL

By order of the Planning Commission the foregoing plat of TSIANNA HEIGHTS ADDITION, is hereby approved this \_\_\_\_\_ day of \_\_\_\_\_, 2025.

Chairperson

Secretary

## CITY COUNCIL APPROVAL

By order of the Mayor and City Council of the City of Beatrice, Nebraska, the foregoing plat of TSIANNA HEIGHTS ADDITION is hereby approved this \_\_\_\_\_ day of \_\_\_\_\_, 2025.

Mayor

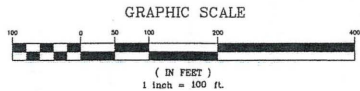
City Clerk

## CITY ENGINEER'S APPROVAL

I, James Burroughs, City Engineer, approve this plat.

James Burroughs

Date



Present Zoning - R-2  
Proposed Zoning - R-2

**Section Corner Description**  
Section 27, T4N, R6E,  
of the 6th P.M.

W 1/4 Cor.  
Found 1/2" Rebar 6" deep in Survey Monument Well.

42.37'-SE to Mog nail and shiner NE side PP  
66.75'-SW to dimple, 1.5' above base NW side  
traffic signal pole.  
62.32'-NE to dimple, 1.5' above base NW side  
traffic signal pole.  
71.05'-NW to dimple, 1.5' above base NE side  
traffic signal pole.

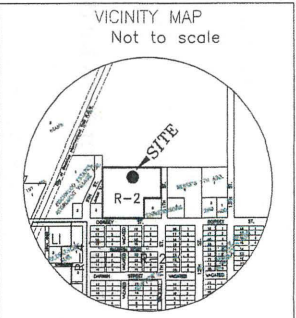
Center 1/4 Cor.  
Found 3/4" Rebar at surface of concrete.

44.75'-SSW to chiseled "4" W side cover ring  
storm sewer inlet  
38.11'-NW to chiseled "4" SE side cover ring  
storm sewer inlet  
39.96'-SW to nail and shiner NW side telephone  
cable pole  
-On CL, intersection Dorsey Street and  
13th Street South

All Bearings are Assumed

**Legend**

- ◆ = Section, Quarter, or Sixteenth Cor. Fnd.
- = Cor. Fnd.
- = Cor. Set
- ⊕ = Rebar w/LS638 plastic cap, unless otherwise noted.
- (M) = Misc. Dist.
- (P) = Plot Dist.
- (C) = Dred Dist.
- (R) = Record Dist.
- (Δ) = Temp Point



## SURVEYOR'S CERTIFICATE

I, Chris Witulak, a Registered Professional Land Surveyor under the laws of the State of Nebraska, hereby certify that the foregoing survey was executed by me, or under my personal supervision. Permanent corners will be placed at all missing or monumented corners, as shown hereon, within 30 days from approval of the Final Plat by the City of Beatrice City Council.

Chris Witulak - NE LS 638 Date - JN 4932A

## FILED FOR RECORD

STATE OF NEBRASKA } S.S.  
COUNTY OF GAGE }

The foregoing plat was filed for Record and entered in Numerical Index on the \_\_\_\_\_ day of \_\_\_\_\_, 2025, at \_\_\_\_\_ o'clock \_\_\_\_\_ m., and recorded as Instrument No. \_\_\_\_\_.

Register of Deeds

Deputy

COMMUNITY DEVELOPMENT

205 North 4<sup>th</sup> Street | Beatrice, NE 68310  
Phone: 402.228.5250 Fax: 402.223.5252  
community@beatrice.ne.gov



REVIEW NUMBER: \_\_\_\_\_

SUBDIVISION PRELIMINARY PLAT APPLICATION

APPLICANT(S) INFORMATION

OWNER(S) INFORMATION (if not Applicant)

Name(s): Gail Berke

Name(s): \_\_\_\_\_

Address: 910 DORSEY ST BEATRICE, NE 68310

Address: \_\_\_\_\_

Phone: 402-239-1794

Phone: \_\_\_\_\_

Email: gailberke@vne.com

Email: \_\_\_\_\_

PROPOSED PROJECT DETAILS

(Attach location map of proposed subdivision to existing and proposed streets, public facilities, lots)

Present Zone: R-2 Proposed Zone: R-2 Lot(s): 1 Block: 1 Addition: Tsianna Heights

Legal Description: Located on a part of the South Half of the Northwest Quarter of Section 27, Township 4 North, Range 6 East, of the 6th P.M., Gage County, Nebraska

Description of Proposed Changes: Non-Descript ground to be platted as, "Tsianna Heights Addition"

List Exhibits or Plans Submitted: Preliminary Plat, Current Tax Statements, Surrounding Property Owners, Deed

APPLICANT(S) SIGNATURE

I hereby certify that I have read and examined this application and affirm the above information, as well as any attached information, as true and correct. I also agree to comply with all applicable ordinances or laws of the City of Beatrice, Nebraska. I further certify that I am authorized to sign this Subdivision Final Plat Application.

Gail Berke  
Signature

8/8/25  
Date

Signature

Date

OFFICE USE ONLY

Application Fee: \$150.00 Received By: Chet McLaughlin Date: 8/8/2025

Comments: \_\_\_\_\_

City Engineer: \_\_\_\_\_ Date: \_\_\_\_\_

Com Dev Director: [Signature] Date: 8/8/2025

RECOMMENDATIONS

PLANNING & ZONING COMMISSION RECOMMENDATION to the City Council this \_\_\_\_\_ day of \_\_\_\_\_, 20\_\_\_\_.  Approved  Denied

Planning and Zoning Chairman: \_\_\_\_\_ Date: \_\_\_\_\_

CITY COUNCIL RECOMMENDATION this \_\_\_\_\_ day of \_\_\_\_\_, 20\_\_\_\_.  Approved  Denied

Mayor: \_\_\_\_\_ Date: \_\_\_\_\_

City Clerk: \_\_\_\_\_ Date: \_\_\_\_\_

COMMUNITY DEVELOPMENT

705 North 4th Street | Beatrice, NE 68310  
Phone: 402.228.6250 Fax: 402.228.6252  
community@beatrice.ne.gov



REVIEW NUMBER: \_\_\_\_\_

SUBDIVISION FINAL PLAT APPLICATION

APPLICANT(S) INFORMATION

OWNER(S) INFORMATION (if not Applicant)

Name(s): Gail Berke Name(s): \_\_\_\_\_  
Address: 910 DORSEY ST BEATRICE, NE 68310 Address: \_\_\_\_\_  
Phone: \_\_\_\_\_ Phone: \_\_\_\_\_  
Email: \_\_\_\_\_ Email: \_\_\_\_\_

PROPOSED PROJECT DETAILS

(Attach location map of proposed subdivision to existing and proposed streets, public facilities, lots)

Present Zone: R-2 Proposed Zone: R-2 Lot(s): Lot 1 Block: 1 Addition: Tsianna Heights  
Legal Description: Located on a part of the South Half of the Northwest Quarter of Section 27, Township 4 North, Range 6 East, of the 6th P.M., Gage County, Nebraska

Description of Proposed Changes: \_\_\_\_\_

List Exhibits or Plans Submitted: Final Subdivision Plat Mylar

APPLICANT(S) SIGNATURE

*I hereby certify that I have read and examined this application and affirm the above information, as well as any attached information, as true and correct. I also agree to comply with all applicable ordinances or laws of the City of Beatrice, Nebraska. I further certify that I am authorized to sign this Subdivision Final Plat Application.*

Signature \_\_\_\_\_ Date \_\_\_\_\_  
Signature \_\_\_\_\_ Date \_\_\_\_\_

OFFICE USE ONLY

Application Fee: \$150.00 Received By: \_\_\_\_\_ Date: \_\_\_\_\_

Comments: \_\_\_\_\_

City Engineer: \_\_\_\_\_ Date: \_\_\_\_\_

Com Dev Director: \_\_\_\_\_ Date: \_\_\_\_\_

RECOMMENDATIONS

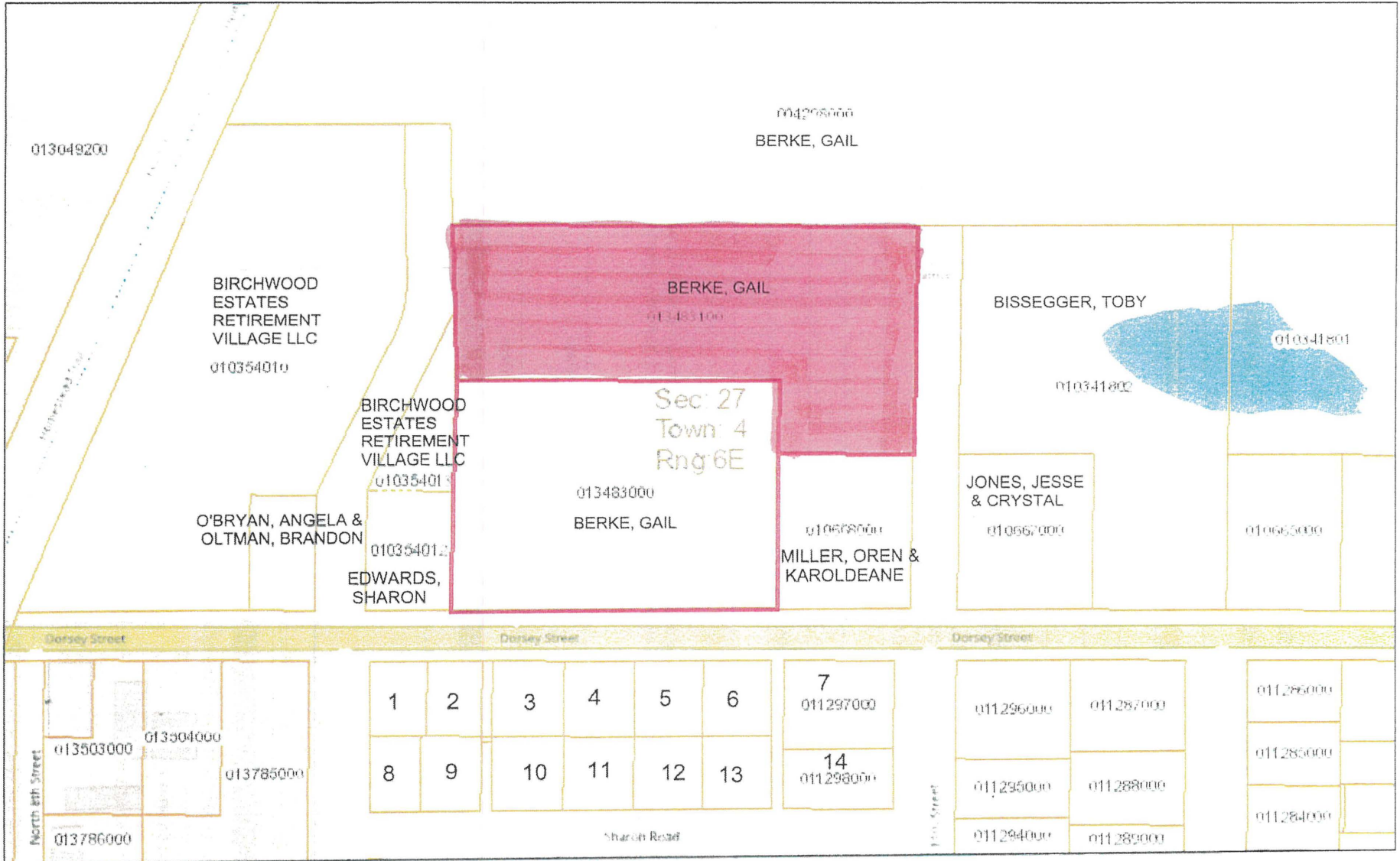
PLANNING & ZONING COMMISSION RECOMMENDATION to the City Council this \_\_\_\_ day of \_\_\_\_\_, 20\_\_\_\_.  Approved  Denied

Planning and Zoning Chairman: \_\_\_\_\_ Date: \_\_\_\_\_

CITY COUNCIL RECOMMENDATION this \_\_\_\_ day of \_\_\_\_\_, 20\_\_\_\_.  Approved  Denied

Mayor: \_\_\_\_\_ Date: \_\_\_\_\_

City Clerk: \_\_\_\_\_ Date: \_\_\_\_\_

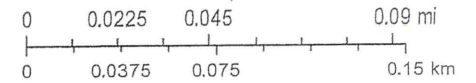


-95-  
-20-

August 4, 2025  
16:17 PM

DISCLAIMER: This map is not intended for conveyances, nor is it a legal survey. The information is presented on a best-efforts basis, and should not be relied upon for making financial, survey, legal or other commitments.

1:2,839



- Parcels
- Sections

- |                                |                                    |                               |                                      |
|--------------------------------|------------------------------------|-------------------------------|--------------------------------------|
| 1: SPADY, DAVID J & CONNIE J   | 4: HAMILTON, JACOB & CHELSY        | 7: FRUEHLING, RAYMOND & SALLY | 10: SMITH, DANIEL & REBECCA          |
| 2: WILLNERD, JEFFREY L & JOANN | 5: ZIMMERMAN, CHARLES L & JANET S  | 8: WHITE, LESLIE L JR         | 11: BILLESBACH, JOSEPH L             |
| 3: GINGERY, ANNE JEAN          | 6: EICHENBERGER, SHANE C & JAMIE L | 9: CORTER, ROBERT W           | 12: BUSS, ALVIN V & BARBARA A        |
|                                |                                    |                               | 13: MCGRURY, CHESTER W III & KERRI J |
|                                |                                    |                               | 14: PARDE, CLARENCE A & JOYCE I      |