

City of Beatrice, Nebraska
Regular BPW Board Meeting
Wednesday, August 27, 2025 at 12:00 PM
City Hall Conference Room
400 Ella Street
Beatrice, NE 68310



Pledge of Allegiance

1. **ROLL CALL**
2. **CONSENT AGENDA**
 - 2.a. Approve agenda as submitted.
 - 2.b. Receive and place on file all notices pertaining to this meeting.
 - 2.c. Receive and place on file all materials having any bearing on this meeting.
 - 2.d. Approval of minutes of regular BPW Board meeting on August 12, 2025, as on file in the City Clerk's Office.
 - 2.e. Recommend approval of Change Order #1 decrease in the amount of \$16,153.20 and Pay Request #1 in the amount of \$66,155.62 to Van Kirk Brothers Contracting for the 2025 Corral Crossing Addition project, to the Mayor and City Council.
 - 2.f. Recommend approval of Change Order #1 decrease in the amount of \$4,889.00 to Van Kirk Brothers Contracting for the 2025 Heritage Heights Addition project, to the Mayor and City Council.
 - 2.g. Recommend approval of Pay Request #1 in the amount of \$282,112.33 to Cather and Sons Construction, Inc., for the Mill & Overlay Paving Project – 2025, to the Mayor and City Council.
 - 2.h. Recommend award of bid for the Sanitary Sewer Lining and Manhole Rehabilitation Project - 2025 in the amount of \$93,620.00, to Johnson Service Company, Inc., to the Mayor and City Council.
3. **PUBLIC HEARINGS/BIDS - None**
4. **RESOLUTIONS**
 - 4.a. Resolution executing a Water Tank Maintenance Agreement to retain Viking Painting, LLC, for the maintenance of the North Tower and South Tower.
5. **ORDINANCES - None**
6. **PUBLIC FORUM**
7. **DISCUSSIONS/REPORTS**
 - 7.a. Review of FY26 & FY27 Biennial Budget.
8. **MISCELLANEOUS**
 - 8.a. The next regular BPW Board meeting is September 10, 2025 at 12:00 p.m. in the City Hall Conference Room.

MINUTES OF THE REGULAR BOARD OF PUBLIC WORKS MEETING

A regular meeting of the Beatrice Board of Public Works was held on the 12th day of August, 2025 at 12:00 p.m. in the City Hall Conference Room, 400 Ella Street, Beatrice, Nebraska.

ROLL CALL

Attending: Boardmembers: Baehr, Hartley, Leech, Moran, Zarybnicky

Absent: None

Chairman Moran announced that a copy of the Open Meetings Act is posted in the meeting room and is accessible to members of the public.

CONSENT AGENDA

- a. Approve agenda as submitted.
- b. Receive and place on file all notices pertaining to this meeting.
- c. Receive and place on file all materials having any bearing on this meeting.
- d. Approval of minutes of regular meeting on July 30, 2025, as on file in the City Clerk's Office.
- e. Recommend approval of Pay Request #1 in the amount of \$86,370.00 to Hall Brothers for the Asphalt Sealing Various Locations - 2025 project, to the Mayor and City Council.
- f. Recommend approval of Pay Request in the amount of \$17,292.50 to JEO Consulting Group, Inc., for Construction Inspection Services for the Beatrice Lincoln Street Improvements, to the Mayor and City Council.
- g. Recommend approval of Pay Request in the amount of \$5,463.75 to JEO Consulting Group, Inc., for Construction Inspection Services for the 2025 Corral Crossing Addition project, to the Mayor and City Council.
- h. Recommend approval of Pay Request in the amount of \$3,065.00 to JEO Consulting Group, Inc., for Construction Inspection Services for the 2025 Heritage Heights Addition project, to the Mayor and City Council.
- i. Recommend a resolution executing the Municipal Annual Certification of Program Compliance Form for the Nebraska Board of Public Roads Classifications and Standards, to the Mayor and City Council.

Moved by Zarybnicky, seconded by Baehr, that the items listed under the consent agenda, be approved, accepted, and/or ratified as presented.

Roll Call: Yea: Baehr, Hartley, Leech, Moran, Zarybnicky

Nay: None

MOTION CARRIED.

PUBLIC HEARINGS/BIDS

There were no public hearings/bids.

RESOLUTIONS

There were no resolutions.

ORDINANCES

There were no ordinances.

PUBLIC FORUM

No one appeared at public forum.

DISCUSSIONS/REPORTS

General Manager's Monthly Report

Hannah Bell, Finance Director, reviewed the June financials with the Board. Bell noted all departments show an increase in operating expenses due a part-time utility billing employee being increased to a full-time employee. Bell noted the Street Department received their highway allocation bonds which will be used to pay for the new streets in the Corral Crossing and Heritage Heights additions. The Electric, Water, and WPC Departments also received their bond funds which balance the revenues and expenses to where they were anticipated to be. Bell noted Administration has made a change in check processing and the Board will no longer approve the claims at their meetings, allowing there to be one (1) check run instead of two (2) separate check runs for each Board and City Council meeting. The Board will now receive invoice listings attached to the monthly report. Boardmember Baehr inquired if the revenues for Corral Crossing and Heritage Heights will be distributed to each department as the lots are sold. Tobias J. Tempelmeyer, City Administrator/General Manager, explained the various departments will receive a portion of the revenues, as well as the TIF revenues to make each department whole for the infrastructure they installed. Boardmember Moran inquired how the lots will be sold and Tempelmeyer noted each lot will be sold individually with covenants in place requiring the owner to begin the project within ninety (90) days from the date of sale, allowing up to two (2) years to finalize construction of the home. Boardmember Baehr inquired if all of the lots at the old hospital site have been redeveloped and Tempelmeyer note there are three (3) lots remaining. Bell noted the budget will be reviewed at the next Board meeting.

James Burroughs, City Engineer, reported the street portion of the Lincoln Street Improvements, 25th to 27th, is complete and open to the public. Work will continue on the sidewalks and intersections. Burroughs noted 26th Street will remain closed to allow the mill and overlay contractor to haul some of the millings to 26th Street and the Street Department will blade the millings to reduce the dust from the gravel street. ADA work on 10th Street is complete, and it is anticipated Cather and Sons will complete the mill and overlay portion for this section this week. Work has begun on the 4th and 5th Street downtown improvement projects. Burroughs thanked the Electric and Water Departments for their assistance with moving the existing services along 5th Street as the contractor needed. The grit removal project has begun, and Lift Station #6 should be finalized this week.

Pat Feist, Electric Superintendent, stated work continues on the rebuild of the overhead line between 7th and 8th Streets, Lincoln to Park Street, due to the age and condition of the existing wire and poles. A rebuild of the line at 7th and Stockman Road has also begun. The transformer at Substation #1 was shipped out to be refurbished and will be reused at Substation #7 when it is upgraded. Feist explained the transformer will be rewound at the 12.5Kv level and will have the same warrantee as a new transformer at a quicker turnaround time and lower cost than if the City was to purchase a new transformer.

Rob Mierau, Water Superintendent, reported the boring for the Water Main Crossing Replacement project

is on hold at this time due to the rising Big Blue River. The Water Department moved the watermain valve at 19th and Lincoln to the south side of the intersection for the Heritage Heights redevelopment site.

ADJOURNMENT

The next regular BPW Board Meeting will be August 27, 2025 at 12:00 p.m. in the City Hall Conference Room, 400 Ella Street, Beatrice, Nebraska.

Moved by Leech, seconded by Baehr, that the meeting be adjourned at 12:26 p.m.

Roll Call: Yea: Baehr, Hartley, Leech, Moran, Zarybnicky
Nay: None

MOTION CARRIED.



JEO Consulting Group Inc.

Change Order Details


240608.02 - Corral Crossing Housing Development


Description	Construct Corral Crossing Housing Development in Beatrice Nebraska.
Prime Contractor	Van Kirk Brothers Contracting 1200 W Ash Street Sutton, NE 68979
Change Order	1
Status	Pending
Date Created	07/29/2025
Type	Changed Conditions
Summary	Deduct Items Already Removed By Others
Change Order Description	Demolition crew that took the schools down completed some of the site removals so a deduct of those items will reflect on this Change Order.
Awarded Project Amount	\$979,364.75
Authorized Project Amount	\$979,364.75
Change Order Amount	-\$16,153.20
Revised Project Amount	\$963,211.55

Increases/Decreases

Line Number	Item ID	Unit	Unit Price	Current		Change		Revised	
				Quantity	Amount	Quantity	Amount	Quantity	Amount
Section: 1 - GROUP A - GRADING AND EROSION CONTROL									
0150	14	EA	\$532.000	3.000	\$1,596.00	-3.000	-\$1,596.00	0.000	\$0.00
Remove Tree									
Reason: Work completed by others prior to construction.									
Section: 2 - GROUP B - ROADWAY									
0190	18	SF	\$1.400	10,433.000	\$14,606.20	-10,398.000	-\$14,557.20	35.000	\$49.00
ϕ	Remove Sidewalk								
Reason: Work completed by others prior to construction.									
2 items	Totals				\$16,202.20		-\$16,153.20		\$49.00

When authorized, the contractor agrees to perform the work outlined above in accordance with provisions of the contract documents

Contractor  Date 8-19-25

Engineer  Date 8/20/2025

Owner _____ Date _____

-7-



JEO Consulting Group Inc.

Detailed Payment

240608.02 - Corral Crossing Housing Development

Description Construct Corral Crossing Housing Development in Beatrice Nebraska.

Payment Number 1

Pay Period 07/01/2025 to 08/09/2025

Approval Date 09/01/2025

Prime Contractor Van Kirk Brothers Contracting
1200 W Ash Street
Sutton, NE 68979

Payment Status Pending

Awarded Project Amount \$979,364.75

Authorized Amount \$979,364.75

Line Number	Item ID	Unit	Unit Price	Authorized Quantity	Current Paid Quantity	Previous Paid Quantity	Total Quantity Paid To Date	Total Quantity Placed To Date	Current Payment Amount	Total Amount Paid To Date
Section: 1 - GROUP A - GRADING AND EROSION CONTROL										
0020	1	LS	\$13,000.000	1.000	0.500	0.000	0.500	0.500	\$6,500.00	\$6,500.00
Mobilization										

Line Number	Item ID	Unit	Unit Price	Authorized Quantity	Current Paid Quantity	Previous Paid Quantity	Total Quantity Paid To Date	Total Quantity Placed To Date	Current Payment Amount	Total Amount Paid To Date
0030	2	LS	\$1,540.000	1.000	1.000	0.000	1.000	1.000	\$1,540.00	\$1,540.00
Bonding and Insurance										
0040	3	EA	\$5,800.000	1.000	1.000	0.000	1.000	1.000	\$5,800.00	\$5,800.00
Construction Entrance										
0050	4	CY	\$4.300	7,250.000	5,000.000	0.000	5,000.000	5,000.000	\$21,500.00	\$21,500.00
Site Grading										
0060	5	CY	\$6.250	2,250.000	0.000	0.000	0.000	0.000	\$0.00	\$0.00
Excavation, Established Quantity										
0070	6	CY	\$4.200	6,600.000	3,300.000	0.000	3,300.000	3,300.000	\$13,860.00	\$13,860.00
Stripping and Topsoiling										
0080	7	LF	\$5.500	31.000	0.000	0.000	0.000	0.000	\$0.00	\$0.00
Silt Fence, High Porosity										
0090	8	LF	\$3.500	1,506.000	500.000	0.000	500.000	500.000	\$1,750.00	\$1,750.00
Silt Fence, Low Porosity										
0100	9	EA	\$220.000	10.000	2.000	0.000	2.000	2.000	\$440.00	\$440.00
Curb Inlet Protection										
0110	10	ACRE	\$2,200.000	8.000	0.000	0.000	0.000	0.000	\$0.00	\$0.00
Seeding, Fertilizer and Mulch										
0120	11	SY	\$1.450	1,130.000	0.000	0.000	0.000	0.000	\$0.00	\$0.00
Erosion Control Mat										
0130	12	TONS	\$138.000	8.000	0.000	0.000	0.000	0.000	\$0.00	\$0.00
Rock Riprap, NDOR Type B										

Detailed Payment:

240608.02 - Corral Crossing Housing Development

08/13/2025

Page 2 of 12

Line Number	Item ID	Unit	Unit Price	Authorized Quantity	Current Paid Quantity	Previous Paid Quantity	Total Quantity Paid To Date	Total Quantity Placed To Date	Current Payment Amount	Total Amount Paid To Date
0140	13	EA	\$100.000	2.000	0.000	0.000	0.000	0.000	\$0.00	\$0.00
Remove and Relocate Sign										
0150	14	EA	\$532.000	3.000	0.000	0.000	0.000	0.000	\$0.00	\$0.00
Remove Tree										
Section Totals:									\$51,390.00	\$51,390.00
Section: 2 - GROUP B - ROADWAY										
0160	15	LS	\$8,300.000	1.000	0.250	0.000	0.250	0.250	\$2,075.00	\$2,075.00
Mobilization										
0170	16	LS	\$3,450.000	1.000	1.000	0.000	1.000	1.000	\$3,450.00	\$3,450.00
Bonding and Insurance										
0180	17	LS	\$1,800.000	1.000	0.000	0.000	0.000	0.000	\$0.00	\$0.00
Temporary Traffic Control Measures										
0190	18	SF	\$1.400	10,433.000	0.000	0.000	0.000	0.000	\$0.00	\$0.00
Remove Sidewalk										
0200	19	SY	\$14.000	367.000	0.000	0.000	0.000	0.000	\$0.00	\$0.00
Remove Pavement										
0210	20	SY	\$2.800	3,128.000	0.000	0.000	0.000	0.000	\$0.00	\$0.00
Subgrade Preparation										
0220	21	SY	\$62.600	3,128.000	0.000	0.000	0.000	0.000	\$0.00	\$0.00
7" Concrete Pavement										
0230	22	SF	\$6.100	9,395.000	0.000	0.000	0.000	0.000	\$0.00	\$0.00
4" Concrete Sidewalk										

Line Number	Item ID	Unit	Unit Price	Authorized Quantity	Current Paid Quantity	Previous Paid Quantity	Total Quantity Paid To Date	Total Quantity Placed To Date	Current Payment Amount	Total Amount Paid To Date	
0240	23	SF	\$88.000	112.000	0.000	0.000	0.000	0.000	\$0.00	\$0.00	
Detectable Warning Panels											
0250	24	LF	\$31.050	139.000	0.000	0.000	0.000	0.000	\$0.00	\$0.00	
Concrete Curb and Gutter (24"-36" wide)											
0260	25	EA	\$450.000	3.000	0.000	0.000	0.000	0.000	\$0.00	\$0.00	
Install Stop Sign with Street Sign and Post											
0270	26	EA	\$311.000	1.000	0.000	0.000	0.000	0.000	\$0.00	\$0.00	
Adjust Valve Box to Grade											
0280	27	EA	\$400.000	6.000	0.000	0.000	0.000	0.000	\$0.00	\$0.00	
Install End of Road Marker											
0290	28	LF	\$26.000	64.000	0.000	0.000	0.000	0.000	\$0.00	\$0.00	
Concrete Header											
									Section Totals:	\$5,525.00	\$5,525.00
Section: 3 - GROUP C - STORM SEWER											
0300	29	LS	\$19,000.000	1.000	0.250	0.000	0.250	0.250	\$4,750.00	\$4,750.00	
Mobilization											
0310	30	LS	\$1,955.000	1.000	1.000	0.000	1.000	1.000	\$1,955.00	\$1,955.00	
Bonding and Insurance											
0320	31	LF	\$55.250	359.000	0.000	0.000	0.000	0.000	\$0.00	\$0.00	
18" RCP, Class III											
0330	32	LF	\$75.750	85.000	0.000	0.000	0.000	0.000	\$0.00	\$0.00	
24" RCP, Class III											

-11-

Line Number	Item ID	Unit	Unit Price	Authorized Quantity	Current Paid Quantity	Previous Paid Quantity	Total Quantity Paid To Date	Total Quantity Placed To Date	Current Payment Amount	Total Amount Paid To Date
0340	33	LF	\$88.000	82.000	0.000	0.000	0.000	0.000	\$0.00	\$0.00
24" Round Equivalent (RE) RCP, Class III										
0350	34	LF	\$93.500	77.000	0.000	0.000	0.000	0.000	\$0.00	\$0.00
30" RCP, Class III										
0360	35	EA	\$994.000	1.000	0.000	0.000	0.000	0.000	\$0.00	\$0.00
18" RCP Flared End Section										
0370	36	EA	\$1,228.000	1.000	0.000	0.000	0.000	0.000	\$0.00	\$0.00
24" RCP Flared End Section										
0380	37	EA	\$1,285.000	1.000	0.000	0.000	0.000	0.000	\$0.00	\$0.00
30" RCP Flared End Section										
0390	38	EA	\$6,075.000	9.000	0.000	0.000	0.000	0.000	\$0.00	\$0.00
Curb Inlet (y=10')										
0400	39	EA	\$5,198.000	1.000	0.000	0.000	0.000	0.000	\$0.00	\$0.00
48" Dia. Storm Sewer Manhole										
0410	40	EA	\$375.000	2.000	0.000	0.000	0.000	0.000	\$0.00	\$0.00
Remove Storm Sewer Structure (< 6' deep)										
0420	41	EA	\$735.000	1.000	0.000	0.000	0.000	0.000	\$0.00	\$0.00
Connect to Existing Storm Sewer Structure										
0430	42	EA	\$29,934.000	1.000	0.000	0.000	0.000	0.000	\$0.00	\$0.00
Hydrodynamic Separator										
0440	43	EA	\$6,025.000	1.000	0.000	0.000	0.000	0.000	\$0.00	\$0.00
72" Dia. Storm Sewer Manhole										

-12-

Line Number	Item ID	Unit	Unit Price	Authorized Quantity	Current Paid Quantity	Previous Paid Quantity	Total Quantity Paid To Date	Total Quantity Placed To Date	Current Payment Amount	Total Amount Paid To Date	
									Section Totals:	\$6,705.00	\$6,705.00
Section: 4 - GROUP D – SANITARY SEWER											
0450	44	LS	\$4,950.000	1.000	0.250	0.000	0.250	0.250	\$1,237.50	\$1,237.50	
Mobilization											
0460	45	LS	\$540.000	1.000	1.000	0.000	1.000	1.000	\$540.00	\$540.00	
Bonding and Insurance											
0470	46	LF	\$49.500	321.000	0.000	0.000	0.000	0.000	\$0.00	\$0.00	
8" PVC Sanitary Sewer Main, SDR 35											
0480	47	LF	\$40.000	264.000	0.000	0.000	0.000	0.000	\$0.00	\$0.00	
4" PVC Sanitary Sewer Service, SDR 26											
0490	48	VF	\$882.000	5.000	0.000	0.000	0.000	0.000	\$0.00	\$0.00	
48" Dia. Concrete Manhole											
0500	49	EA	\$430.000	12.000	0.000	0.000	0.000	0.000	\$0.00	\$0.00	
10" x 4" Wye, PVC											
0510	50	LF	\$16.500	40.000	0.000	0.000	0.000	0.000	\$0.00	\$0.00	
Remove 10" Sanitary Sewer Main											
0520	51	EA	\$723.000	1.000	0.000	0.000	0.000	0.000	\$0.00	\$0.00	
Connect to Existing Sanitary Sewer Main											
									Section Totals:	\$1,777.50	\$1,777.50
Section: 5 - GROUP E - ROADWAY											
0530	52	LS	\$2,475.000	1.000	0.000	0.000	0.000	0.000	\$0.00	\$0.00	
Mobilization											

-13-

Line Number	Item ID	Unit	Unit Price	Authorized Quantity	Current Paid Quantity	Previous Paid Quantity	Total Quantity Paid To Date	Total Quantity Placed To Date	Current Payment Amount	Total Amount Paid To Date
0540	53	LS	\$900.000	1.000	1.000	0.000	1.000	1.000	\$900.00	\$900.00
Bonding and Insurance										
0550	54	LS	\$1,800.000	1.000	0.000	0.000	0.000	0.000	\$0.00	\$0.00
Temporary Traffic Control Measures										
0560	55	SY	\$2.800	1,002.000	0.000	0.000	0.000	0.000	\$0.00	\$0.00
Subgrade Preparation										
0570	56	SY	\$62.600	1,002.000	0.000	0.000	0.000	0.000	\$0.00	\$0.00
7" Concrete Pavement										
0580	57	EA	\$100.000	3.000	0.000	0.000	0.000	0.000	\$0.00	\$0.00
Salvage End of Road Marker										
0590	58	EA	\$450.000	1.000	0.000	0.000	0.000	0.000	\$0.00	\$0.00
Install Stop Sign with Street Sign and Post										
Section Totals:									\$900.00	\$900.00
Section: 6 - GROUP F – SANITARY SEWER										
0600	59	LS	\$4,950.000	1.000	0.000	0.000	0.000	0.000	\$0.00	\$0.00
Mobilization										
0610	60	LS	\$580.000	1.000	1.000	0.000	1.000	1.000	\$580.00	\$580.00
Bonding and Insurance										
0620	61	LF	\$49.500	124.000	0.000	0.000	0.000	0.000	\$0.00	\$0.00
8" PVC Sanitary Sewer Main, SDR 35										
0630	62	LF	\$40.000	309.000	0.000	0.000	0.000	0.000	\$0.00	\$0.00
4" PVC Sanitary Sewer Service, SDR 26										

-14-

Line Number	Item ID	Unit	Unit Price	Authorized Quantity	Current Paid Quantity	Previous Paid Quantity	Total Quantity Paid To Date	Total Quantity Placed To Date	Current Payment Amount	Total Amount Paid To Date	
0640	63	VF	\$887.000	21.000	0.000	0.000	0.000	0.000	\$0.00	\$0.00	
48" Dia. Concrete Manhole											
0650	64	EA	\$430.000	4.000	0.000	0.000	0.000	0.000	\$0.00	\$0.00	
10" x 4" Wye, PVC											
0660	65	EA	\$282.000	4.000	0.000	0.000	0.000	0.000	\$0.00	\$0.00	
8" x 4" Wye, PVC											
0670	66	EA	\$723.000	1.000	0.000	0.000	0.000	0.000	\$0.00	\$0.00	
Connect to Existing Sanitary Sewer Main											
									Section Totals:	\$580.00	\$580.00
Section: 7 - GROUP G – ROADWAY											
0680	67	LS	\$2,475.000	1.000	0.000	0.000	0.000	0.000	\$0.00	\$0.00	
Mobilization											
0690	68	LS	\$2,100.000	1.000	1.000	0.000	1.000	1.000	\$2,100.00	\$2,100.00	
Bonding and Insurance											
0700	69	LS	\$1,800.000	1.000	0.000	0.000	0.000	0.000	\$0.00	\$0.00	
Temporary Traffic Control Measures											
0710	70	SY	\$2.800	2,195.000	0.000	0.000	0.000	0.000	\$0.00	\$0.00	
Subgrade Preparation											
0720	71	SY	\$62.600	2,195.000	0.000	0.000	0.000	0.000	\$0.00	\$0.00	
7" Concrete Pavement											
0730	72	SF	\$6.100	1,456.000	0.000	0.000	0.000	0.000	\$0.00	\$0.00	
4" Concrete Sidewalk											

-15-

Detailed Payment:

240608.02 - Corral Crossing Housing Development

08/13/2025

Page 8 of 12

Line Number	Item ID	Unit	Unit Price	Authorized Quantity	Current Paid Quantity	Previous Paid Quantity	Total Quantity Paid To Date	Total Quantity Placed To Date	Current Payment Amount	Total Amount Paid To Date	
0740	73	LF	\$31.000	22.000	0.000	0.000	0.000	0.000	\$0.00	\$0.00	
Concrete Curb and Gutter (24"-36" wide)											
0750	74	SF	\$88.000	48.000	0.000	0.000	0.000	0.000	\$0.00	\$0.00	
Detectable Warning Panels											
0760	75	EA	\$580.000	2.000	0.000	0.000	0.000	0.000	\$0.00	\$0.00	
Install Stop Sign with Street Sign and Post											
0770	76	EA	\$310.000	1.000	0.000	0.000	0.000	0.000	\$0.00	\$0.00	
Adjust Valve Box to Grade											
0780	77	EA	\$100.000	3.000	0.000	0.000	0.000	0.000	\$0.00	\$0.00	
Salvage End of Road Marker											
									Section Totals:	\$2,100.00	\$2,100.00
Section: 8 - GROUP H – SANITARY SEWER											
0790	78	LS	\$5,775.000	1.000	0.000	0.000	0.000	0.000	\$0.00	\$0.00	
Mobilization											
0800	79	LS	\$660.000	1.000	1.000	0.000	1.000	1.000	\$660.00	\$660.00	
Bonding and Insurance											
0810	80	LF	\$49.500	285.000	0.000	0.000	0.000	0.000	\$0.00	\$0.00	
8" PVC Sanitary Sewer Main, SDR 35											
0820	81	LF	\$40.000	330.000	0.000	0.000	0.000	0.000	\$0.00	\$0.00	
4" PVC Sanitary Sewer Service, SDR 26											
0830	82	VF	\$887.000	18.000	0.000	0.000	0.000	0.000	\$0.00	\$0.00	
48" Dia. Concrete Manhole											

-16-

Line Number	Item ID	Unit	Unit Price	Authorized Quantity	Current Paid Quantity	Previous Paid Quantity	Total Quantity Paid To Date	Total Quantity Placed To Date	Current Payment Amount	Total Amount Paid To Date
0840	83	EA	\$282.000	8.000	0.000	0.000	0.000	0.000	\$0.00	\$0.00
8" x 4" Wye, PVC										
0850	84	EA	\$723.000	1.000	0.000	0.000	0.000	0.000	\$0.00	\$0.00
Connect to Existing Sanitary Sewer Main										
Section Totals:									\$660.00	\$660.00
Section: Section ID - Section Description										
0010	Item No.	Unit	\$0.000	0.000	0.000	0.000	0.000	0.000	\$0.00	\$0.00
Item										
Section Totals:									\$0.00	\$0.00
Total Payments:									\$69,637.50	\$69,637.50

-17-

Time Charges

Time Limit	Original Deadline	Authorized Deadline	Charges This Period	Damages This Period	Days Completed To Date	Days Remaining To Date	Damages To Date
Final Completion	11/30/2025	11/30/2025	N/A	\$0.00	N/A	113.0 Days	\$0.00
Substantial Completion	10/31/2025	10/31/2025	N/A	\$0.00	N/A	83.0 Days	\$0.00
Total Damages:							\$0.00

Summary


Current Approved Work:	\$69,637.50	Approved Work To Date:	\$69,637.50
Current Stockpile Advancement:	\$0.00	Stockpile Advancement To Date:	\$0.00
Current Stockpile Recovery:	\$0.00	Stockpile Recovery To Date:	\$0.00
Current Retainage:	\$3,481.88	Retainage To Date:	\$3,481.88
Current Retainage Released:	\$0.00	Retainage Released To Date:	\$0.00
Current Liquidated Damages:	\$0.00	Liquidated Damages To Date:	\$0.00
Current Adjustment:	\$0.00	Adjustments To Date:	\$0.00
Current Payment:	\$66,155.62	Payments To Date:	\$66,155.62
Previous Payment:	\$0.00	Previous Payments To Date:	\$0.00

Contractor's Certification

The undersigned Contractor certifies, to the best of its knowledge, the following:

- (1) All previous progress payments received from Owner on account of Work done under the Contract have been applied on account to discharge Contractor's legitimate obligations incurred in connection with the work covered by prior Applications for Payment;
- (2) Title to all work, materials and equipment incorporated in said work, or otherwise listed in or covered by this application for payment, will pass to Owner at time of payment free and clear of all liens, security interests and encumbrances (except such as are covered by a bond acceptable to Owner indemnifying Owner against any such liens, security interest or encumbrances); and
- (3) All work covered by this Application for Payment is in accordance with the Contract Documents and is not defective.


Contractor



Date

8-19-2025

Engineer



Date

8/20/2025

Owner

Date



JEO Consulting Group Inc.

Change Order Details

240608.01 - Heritage Heights Housing Development

Description	Construct Heritage Heights Housing Development in Beatrice Nebraska.
Prime Contractor	Van Kirk Brothers Contracting 1200 W Ash Street Sutton, NE 68979
Change Order	1
Status	Pending
Date Created	07/29/2025
Type	Changed Conditions
Summary	Deduct Items Already Removed & Add 60" Storm Sewer Manhole
Change Order Description	Demolition crew that took the schools down completed some of the site removals so a deduct of those items will reflect on this Change Order. Adding A 60" Storm Sewer Manhole To Replace 72" Storm Sewer Manhole.
Awarded Project Amount	\$1,324,909.05
Authorized Project Amount	\$1,324,909.05
Change Order Amount	-\$4,889.00
Revised Project Amount	\$1,320,020.05

B - Reason for change:

Van Kirk used the wrong Bid Form during bidding and the design engineer and City spoke and decided to add this item in via Change Order once construction started.

Increases/Decreases

Line Number	Item ID	Unit	Unit Price	Current		Change		Revised	
				Quantity	Amount	Quantity	Amount	Quantity	Amount

Section: 1 - GROUP A - GRADING AND EROSION CONTROL

0160	15	EA	\$605.000	2.000	\$1,210.00	-2.000	-\$1,210.00	0.000	\$0.00
------	----	----	-----------	-------	------------	--------	-------------	-------	--------

Remove Tree

Reason: Work completed by others prior to construction.

Section: 2 - GROUP B - ROADWAY

0200	19	SF	\$1.400	5,630.000	\$7,882.00	-5,480.000	-\$7,672.00	150.000	\$210.00
------	----	----	---------	-----------	------------	------------	-------------	---------	----------

Remove Sidewalk

Reason: Work completed by others prior to construction. JEO found ~144 to 150 SF of removal that has not been completed.

0220	21	SY	\$16.000	112.000	\$1,792.00	-112.000	-\$1,792.00	0.000	\$0.00
------	----	----	----------	---------	------------	----------	-------------	-------	--------

Remove driveway

Reason: Work completed by others prior to construction.


Line Number	Item ID	Unit	Unit Price	Current		Change		Revised	
				Quantity	Amount	Quantity	Amount	Quantity	Amount
Section: 3 - GROUP C - STORM SEWER									
0470	46	EA	\$0.000	1.000	\$0.00	-1.000	\$0.00	0.000	\$0.00
72" Dia. Storm Sewer Manhole									
Reason: Replacing with a 60" Dia. Storm Sewer Manhole									
4 items			Totals		\$10,884.00		-\$10,674.00		\$210.00


New Items

Line Number	Item ID	Unit	Quantity	Unit Price	Extension
Section: 3 - GROUP C - STORM SEWER					
0710	6.5.010	EA	1.000	\$5,785.000	\$5,785.00
60" Dia. Storm Sewer Manhole					
Reason: Structure being added to the project for manhole with Hydrodynamic Separator.					
1 item					Total: \$5,785.00

-22-

When authorized, the contractor agrees to perform the work outlined above in accordance with provisions of the contract documents

Contractor  Date 8-19-2025

Engineer  Date 8/20/2025

Owner _____ Date _____

-23-



Application and Certificate for Payment

TO OWNER: <i>(Name and address)</i>	PROJECT:	APPLICATION NUMBER: No. 1	OWNER <input type="checkbox"/>
City of Beatrice 400 Ella Street Beatrice, Neb. 68310	Mill & Overlay Paving Project - 2025	PERIOD TO:	ARCHITECT <input type="checkbox"/>
FROM CONTRACTOR: <i>(Name and address)</i>	VIA ARCHITECT:	CONTRACT FOR:	CONTRACTOR <input type="checkbox"/>
Cathers & Sons Construction, Inc. 6400 N 7 th Street Lincoln, Neb. 68507	City of Beatrice City Engineer	CONTRACT DATE:	FIELD <input type="checkbox"/>
		PROJECT NUMBER: 025-004	OTHER <input type="checkbox"/>

CONTRACTOR'S APPLICATION FOR PAYMENT

Application is made for payment, as shown below, in connection with the Contract.

1. ORIGINAL CONTRACT SUM.....	\$ 642,223.39
2. Net change by Change Orders.....	\$ 0.00
3. CONTRACT SUM TO DATE (Line 1+2).....	\$ 642,223.39
4. TOTAL COMPLETED & STORED TO DATE.....	\$ 313,458.14
5. RETAINAGE:	
a. 10 % of Completed Work	\$ 31,345.81
b. _____ % of Completed Work	\$ _____
Total Retainage.....	\$ 31,345.81
6. TOTAL EARNED LESS RETAINAGE.....	\$ 282,112.33
(Line 4 Less Line 5 Total)	
7. LESS PREVIOUS CERTIFICATES FOR PAYMENT.....	\$ 0.00
(Line 6 from prior Certificate)	
8. CURRENT PAYMEN DUE.....	\$ 282,112.33
9. BALANCE TO FINISH, INCLUDING RETAINAGE	
(Line 3 less Line 6)	\$ 360,111.06

CHANGE ORDER SUMMARY	
Total changes approved in previous months by Owner	\$ 0.00
Total approved this Month	\$ 0.00
TOTALS	\$ 0.00
NET CHANGES by Change Order	\$ 0.00

The undersigned Contractor certifies that to the best of the Contractor's knowledge, information and belief the Work covered by this Application for Payment has been completed in accordance with the Contract Documents, that all amounts have been paid by the Contractor for Work for which previous Certificates for Payment were issued and payments received from the Owner, and that current payment shown herein is now due.

CONTRACTOR:

By: see attached Date: _____

State of:

County of:

Subscribed and sworn to before me this _____ day of _____

Notary Public:

My Commission expires: _____

ARCHITECT'S CERTIFICATE FOR PAYMENT

In accordance with the Contract Documents, based on on-site observations and the data comprising this application, the Architect certifies to the Owner that to the best of the Architect's knowledge, information and belief the Work has progressed as indicated, the quality of the Work is in accordance with the Contract, and the Contractor is entitled to payment of the AMOUNT CERTIFIED.

AMOUNT CERTIFIED.....\$ 282,112.33

(Attached explanation if amount if amount certified differs from the amount applied. Initial all figures on this Application and on the Continuation Sheet that are changed to conform with the amount certified.)

ARCHITECT:

By: [Signature] Date: 8-20-25

This Certificate is not negotiable. The AMOUNT CERTIFIED is payable only to the Contractor named herein. Issuance, payment and acceptance of payment are without prejudice to any rights of the Owner or Contractor under this Contract.

Contractor's Application for Payment

Owner: <u>City of Beatrice, NE</u>	Owner's Bid No.: _____
Engineer: _____	Engineer's Project No.: _____
Contractor: <u>Cathers & Sons</u>	Contractor's Project No.: _____
Project: <u>Mill & Overlay Paving Projects -- 2025</u>	
Contract: _____	
Application No.: <u>1</u>	Application Date: <u>8/15/2025</u>
Application Period: From <u>6/16/2025</u>	to <u>8/15/2025</u>

1. Original Contract Price	\$	642,223.39
2. Net change by Change Orders	\$	-
3. Current Contract Price (Line 1 + Line 2)	\$	642,223.39
4. Total Work completed and materials stored to date (Sum of Column G Lump Sum Total and Column J Unit Price Total)	\$	313,458.14
5. Retainage		
a. <u>10%</u> \$ <u>313,458.14</u> Work Completed =	\$	<u>31,345.81</u>
b. _____ \$ _____ Stored Materials =	\$	-
c. Total Retainage (Line 5.a + Line 5.b)	\$	<u>31,345.81</u>
6. Amount eligible to date (Line 4 - Line 5.c)	\$	<u>282,112.33</u>
7. Less previous payments (Line 6 from prior application)		
8. Amount due this application	\$	<u>282,112.33</u>
9. Balance to finish, including retainage (Line 3 - Line 4 + Line 5.c)	\$	<u>360,111.06</u>

Contractor's Certification

The undersigned Contractor certifies, to the best of its knowledge, the following:

(1) All previous progress payments received from Owner on account of Work done under the Contract have been applied on account to discharge Contractor's legitimate obligations incurred in connection with the Work covered by prior Applications for Payment;

(2) Title to all Work, materials and equipment incorporated in said Work, or otherwise listed in or covered by this Application for Payment, will pass to Owner at time of payment free and clear of all liens, security interests, and encumbrances (except such as are covered by a bond acceptable to Owner indemnifying Owner against any such liens, security interest, or encumbrances); and

(3) All the Work covered by this Application for Payment is in accordance with the Contract Documents and is not defective.

Contractor: Cathers & Sons

Signature: [Handwritten Signature] Date: 8-15-25

<p>Recommended by Engineer</p> <p>By: _____</p> <p>Title: _____</p> <p>Date: _____</p>	<p>Approved by Owner</p> <p>By: _____</p> <p>Title: _____</p> <p>Date: _____</p>
<p>Approved by Funding Agency</p> <p>By: _____</p> <p>Title: _____</p> <p>Date: _____</p>	<p>By: _____</p> <p>Title: _____</p> <p>Date: _____</p>

Progress Estimate - Unit Price Work

Contractor's Application for Payment

Owner:	City of Beatrice, NE	Owner's Project No.:	
Engineer:		Engineer's Project No.:	
Contractor:	Cathers & Sons	Contractor's Project No.:	
Project:	Mill & Overlay Paving Projects -- 2025		
Contract:			

Application No.: 1 Application Period: From 06/16/25 to 08/15/25 Application Date: 08/15/25

A	B	C	D	E	F	G		H	I	J	K	L
Bid Item No.	Description	Item Quantity	Units	Unit Price (\$)	Value of Bid Item (C X E) (\$)	Work Completed		Materials Currently Stored (not in G) (\$)	Work Completed and Materials Stored to Date (H + I) (\$)	% of Value of Item (J / F) (%)	Balance to Finish (F - J) (\$)	
						Estimated Quantity Incorporated in the Work	Value of Work Completed to Date (E X G) (\$)					
Original Contract												
	Traffic Control	1.00	L.S.	20,000.00	20,000.00	0.50	10,000.00		10,000.00	50%	10,000.00	
	Mobilization	1.00	L.S.	40,000.00	40,000.00	1.00	40,000.00		40,000.00	100%	-	
	Remove Concrete Sidewalk (4-inch thick)	716.34	S.Y.	9.00	6,447.06	277.28	2,495.52		2,495.52	39%	3,951.54	
	Remove Asphalt/Concrete/Brick Pavement (6 to 10-inch thick)	1,588.07	S.Y.	12.55	19,930.28	722.32	9,065.12		9,065.12	45%	10,865.16	
	4" Concrete Sidewalk, Class 47B-3000	311.13	S.Y.	83.00	25,823.79	52.12	4,325.96		4,325.96	17%	21,497.83	
	4" Concrete Sidewalk w/ Integral Curb, Class 47B-3000	96.91	S.Y.	88.00	8,528.08	-	-		-	0%	8,528.08	
	6" Concrete ADA Sidewalk Ramps, Class 47B-3000	505.43	S.Y.	99.00	50,037.57	226.64	22,437.36		22,437.36	45%	27,600.21	
	6" Concrete Driveways, Class 47B-3000	145.95	S.Y.	85.00	12,405.75	97.31	8,271.35		8,271.35	67%	4,134.40	
	8" Concrete Pavement, Class 47B-3000	35.47	S.Y.	86.00	3,050.42	-	-		-	0%	3,050.42	
	8" Concrete Pavement w/ Integral Curb, Class 47B-3500	1,062.25	S.Y.	87.00	92,415.75	670.62	58,343.94		58,343.94	63%	34,071.81	
	8" x 30" Full Height Concrete Curb & Gutter, Class 47B-3500	1,003.49	L.F.	33.00	33,115.17	216.13	7,132.29		7,132.29	22%	25,982.88	
	Concrete Pad for Manhole Cover	3.00	Ea.	790.00	2,370.00	-	-		-	0%	2,370.00	
	Concrete Pad for Valve Boxes	1.00	Ea.	585.00	585.00	-	-		-	0%	585.00	
	Concrete Pad for Survey Monument	4.00	Ea.	585.00	2,340.00	-	-		-	0%	2,340.00	
	Detectable Warning Panels	360.20	S.F.	37.00	13,327.40	180.20	6,667.40		6,667.40	50%	6,660.00	
	Asphaltic Concrete, Type SPR, PG 64-34	2,268.85	Tons	94.75	214,973.54	1,130.56	107,120.56		107,120.56	50%	107,852.98	
	Cold Milling, Class 5 (3-inch) Asphalt	13,462.34	S.Y.	6.00	80,774.04	6,266.44	37,598.64		37,598.64	47%	43,175.40	
	Excavation	209.33	C.Y.	38.00	7,954.54	-	-		-	0%	7,954.54	
	Seeding	0.30	Acre	9,000.00	2,700.00	-	-		-	0%	2,700.00	
	Hydro Mulching	0.30	Tons	18,150.00	5,445.00	-	-		-	0%	5,445.00	
					Original Contract Totals	\$ 642,223.39		\$ 313,458.14	\$ -	\$ 313,458.14	49%	\$ 328,765.25

-26-



BEATRICE
CITY • BOARD OF PUBLIC WORKS

CITY HALL

400 Ella Street | Beatrice, NE 68310
Phone: 402.228.5200 Fax: 402.228.2312

ENGINEERING & COMMUNITY DEVELOPMENT

205 North 4th Street | Beatrice, NE 68310
Phone: 402.228.5250 Fax: 402.228.5252

August 21, 2025

City of Beatrice
Board of Public Works
Attn: Mayor Bob Morgan
400 Ella Street
Beatrice, NE 68310

RE: Recommendation for Award of Contract
Sanitary Sewer Lining & Manhole Rehabilitation Project - 2025

Dear Mayor, City Council, and BPW Boardmembers:

Bids were received on Thursday, August 21, 2025, at 10:00 a.m., for the above referenced project. This letter is prepared to summarize the bids received and provide our recommendations for making an award on the project. A bid tabulation has been prepared for the project and is attached for your reference.

A total of two (2) bids were opened for the project, and the apparent low was submitted by Johnson Service Company, located in Kearney, Nebraska, for \$93,620.00.

The City of Beatrice currently has budgeted approximately \$100,000 for Trenchless Sewer Lining and \$40,000 for manhole repairs for a total budget of \$140,000 in 2025.

Since this Contractor has been deemed a responsive and responsible bidder, it is my recommendation that an award should be made to Johnson Service Company, for Bid Sections 1-3, the total amount of \$93,620.00.

Please feel free to contact me with any additional questions that you may have.

Sincerely,

James A. Burroughs, P.E.
City Engineer

Encl: Bid Tabulation

City of Beatrice
Sanitary Sewer Lining - 2025
Date: August 21, 2025

Bid Section		Item No.	Bid Description	Unit	Quantity	City Engineer			Johnson Service Co.			Municipal Pipe Tool Co		
No.	Location					Costs/Unit	Item Costs	Bid Section Subtotal	Costs/Unit	Item Costs	Bid Section Subtotal	Costs/Unit	Item Costs	Bid Section Subtotal
1	N Sumner Street: G15-10 to G15-14 Manhole G15-10 to G15-14	1	Insert 8" Liner (6mm = 0.236 inch)	L.F.	464	\$75.00	\$34,800.00		\$37.00	\$17,168.00		\$33.50	\$15,544.00	
		2	Opern Service Taps	EA	11	\$150.00	\$1,650.00		\$100.00	\$1,100.00		\$75.00	\$825.00	
		3	Manhole Rehabilitation - Epoxy	V.F.	3.3	\$400.00	\$1,320.00		\$750.00	\$2,475.00		\$787.50	\$2,598.75	
		4	Manhole Rehabilitation - Cementitous	V.F.	9.69	\$400.00	\$3,876.00	\$41,646.00	\$350.00	\$3,391.50	\$24,134.50	\$367.50	\$3,561.08	\$22,528.83
			Traffic Control	LS	1	\$1,333.00			\$100.00	\$100.00		\$250.00	\$250.00	
	Mob/Demob	LS	1	\$2,082.30		\$45,061.30	\$3,500.00	\$3,500.00	\$27,734.50	\$20,650.00	\$20,650.00	\$43,428.83		
2	Between Summit Street and Jefferson Street: AA58-9 to AA58-3 Manhole AA58-9 to AA58-3	1	Insert 8" Liner (6mm = 0.236 inch)	L.F.	120	\$75.00	\$9,000.00		\$67.00	\$8,040.00		\$65.00	\$7,800.00	
		2	Opern Service Taps	EA	0	\$150.00	\$0.00		\$100.00	\$0.00		\$75.00	\$0.00	
		3	Manhole Rehabilitation - Epoxy	V.F.	12.39	\$400.00	\$4,956.00	\$13,956.00	\$600.00	\$7,434.00	\$15,474.00	\$630.00	\$7,805.70	\$15,605.70
			Traffic Control	LS	1	\$1,333.00			\$100.00	\$100.00		\$250.00	\$250.00	
			Mob/Demob	LS	1	\$697.80		\$15,986.80	\$3,000.00	\$3,000.00	\$18,574.00	\$7,762.50	\$7,762.50	\$23,618.20
3	Between Court Street and Market Street: C7-132A to C7-134 Manhole C7-132A to C7-134	1	Insert 10" Liner (6mm = 0.236 inch)	L.F.	548	\$85.00	\$46,580.00		\$50.00	\$27,400.00		\$35.90	\$19,673.20	
		2	Opern Service Taps	EA	14	\$150.00	\$2,100.00		\$100.00	\$1,400.00		\$75.00	\$1,050.00	
		4	Manhole Rehabilitation - Cementitous	V.F.	36.47	\$400.00	\$14,588.00	\$63,268.00	\$450.00	\$16,411.50	\$45,211.50	\$472.50	\$17,232.08	\$37,955.28
			Traffic Control	LS	1	\$1,333.00			\$100.00	\$100.00		\$4,500.00	\$4,500.00	
			Mob/Demob	LS	1	\$3,163.40		\$67,764.40	\$2,000.00	\$2,000.00	\$47,311.50	\$7,762.50	\$7,762.50	\$50,217.78
TOTAL BID						\$118,870.00	\$128,812.50		\$93,620.00	\$93,620.00		\$117,264.80	\$117,264.80	

RESOLUTION NUMBER _____

WHEREAS, the City of Beatrice, Nebraska (“City”) owns a water tower located near 19th Street and Jackson Street (“North Tower”); and

WHEREAS, the City owns a water tower located near South West Street and Mulberry Avenue (“South Tower”); and

WHEREAS, the City desires to enter into Water Tank Maintenance Agreements with Viking Painting, LLC, a Nebraska limited liability company (“Viking”) to retain Viking for the maintenance of the North Tower and South Tower.

NOW, THEREFORE, BE IT RESOLVED BY THE MAYOR AND COUNCIL OF THE CITY OF BEATRICE, NEBRASKA:

SECTION 1. That the Mayor, and City Clerk are hereby authorized and directed to execute a Water Tank Maintenance Agreement to retain Viking Painting, LLC for the maintenance of the North Tower and South Tower. A copy of said Water Tank Maintenance Agreement for the North Tower, marked as Exhibit “A”, is attached hereto and incorporated herein by reference. A copy of said Water Tank Maintenance Agreement for the South Tower, marked as Exhibit “B”, is attached hereto and incorporated herein by reference.

SECTION 2. That all resolutions or parts of resolutions in conflict are hereby repealed.

RESOLUTION PASSED AND ADOPTED this 2nd day of September, 2025.

Attest:

Erin Saathoff, MMC, City Clerk

Robert Morgan, Mayor

Exhibit "A"

Water Tank Maintenance Contract



Owner: City of Beatrice, NE

Tank Description: North Tower – 1,000,000 Gallon Legged Tower

Tank Location: Jackson St.

Date: August 27, 2025

WATER TANK MAINTENANCE CONTRACT

This contract is entered into between the City of Beatrice, Nebraska, hereinafter referred to in this Agreement as "Owner", and Viking Painting LLC of Omaha, Nebraska hereinafter referred to in this Agreement as "the Company".

This Agreement shall set forth the full terms and conditions agreed to between the parties about the inspection, maintenance, and rehabilitation of the Owner's 1,000,000 Gallon Legged Water Tower located on Jackson St. by the Company.

A "Contract Year" shall be defined as each consecutive 12-month period beginning the date the contract is signed and each subsequent 12-month period thereafter during the time the Contract is in effect.

1. COMPANY RESPONSIBILITIES

The Owner agrees to employ the Company to maintain its water storage tank in accordance with this Agreement. This Agreement binds the Company to responsibility for the care and maintenance of the above-described water storage tank. Care and maintenance shall include but not be limited to the following:

a. Inspection

The Company will annually inspect and service the tank by visual inspection, ROV inspection, or drain down inspection. A condition report with photo documentation shall be submitted to the Owner following each inspection. In years when a visual inspection is performed, the Company shall climb the tank to inspect all exterior coatings and for any safety, sanitary, security, and structural issues. To avoid potential contamination while the tank is in service, the tank interior wet area shall not be entered during a visual inspection but will be observed and photographed from the roof hatch. ROV inspections are done with the tank full, by use of a Remote Operated Vehicle, sanitized and lowered into the water where photos and video will be taken. In years when a clean-out inspection is performed, the interior wet area of the tank shall be entered, cleaned out, and inspected as further defined in 'part b' below. If any significant repair or need for touch up is observed, the Company will schedule a time for the Owner to drain the tank to make necessary repairs.

b. Tank Interior Cleaning

Beginning in 2027, and every third year thereafter (unless a change in schedule is agreed upon by both parties), the tank will be completely drained and cleaned to remove and properly dispose of all sediment and other accumulations that might be harmful to the tank or its contents (not including staining). The tank interior will be rinsed using high-

pressure wash equipment. Any necessary coating touch up will be done at time of cleaning to extend coating life. The Company will furnish relief valves, if needed, to install in the water system so the Owner can pump direct to maintain water pressure while the tank is being serviced.

c. Disinfection

After cleaning is completed, the interior will be inspected and disinfected by the Company prior to returning to service. When ROV inspection is performed, the unit will be sanitized on site prior to use. Water sampling and testing will be the responsibility of the Owner.

d. Painting

The Company will clean and repaint the interior and/or exterior of the tanks at such time as painting is needed, but at a minimum in accordance with the schedule provided by the Company, unless otherwise authorized and extended by the Owner in writing. The need for interior painting will be determined by the thickness of the existing lining and its protective condition. The need for exterior painting will be determined by the appearance and protective condition of the existing paint. Unless agreed upon in writing by both parties, coating renovations shall be performed no later than 14 years from one interior renovation to the next and no later than 12 years from one exterior renovation to the next, for as long as the Owner remains under contract. Prior to this contract, the exterior was last painted in 2022 and the interior wet area in 2025, and future painting intervals will start on those dates. When painting is needed, all products and procedures will be equal to, or exceed the requirements of the State, the American Water Works Association, and the Steel Structures Painting Council as to surface preparation, coating materials, and disinfections. Exterior logo replacement "as-is" is included and performed in conjunction with future exterior painting.

A lock will be installed on the roof hatch and ladder gate (if applicable) to deter against any unauthorized climbing or entry to the water tank(s). The keys will be retained by the Owner.

e. Engineering Services

The Company shall maintain the tank to include repairs such as manway gaskets and lids, expansion joints, sway rod adjustments, vent screen replacement, and coating repairs. If required by State Statute, drawings, plans, and specifications shall be completed by the Company and submitted to the State for proper project permitting. The cost for submission and permitting is included in the contract price.

f. Emergency

The Company will provide emergency service for vandalism, graffiti, and sanitation at no additional cost to the Owner. A representative from the Company will respond within 24 hours to assess the extent of the emergency repair and communicate an action plan to the Owner. Reasonable travel time must be allowed for the repair equipment and crew to reach the tank site to perform any work.

g. Exclusions

This Agreement does NOT include the cost for and/or liability on the part of the Company for: (1) full exterior coating removal and/or containment of the tanks at any time during the term of the Agreement (unless as defined in initial renovation scope); (2) disposal of any hazardous waste materials(unless as defined in initial renovation scope); (3) resolution of operational problems or structural damage due to cold weather; (4) repair of structural damage due to antenna installations or other attachments for which the tank was not originally designed; (5) riser pipes that are smaller than 36 inches in diameter with exception of insulation and frost jacket; (6) negligent or intentional acts of Owner's employees, invitees, agents, or contractors or subcontractor or any person or entity under Owner's control; (7) damages, whether foreseen or unforeseen, caused by the Owner's use of pressure relief valves and site conditions; (8) repairs to the foundation of the tank; (9) repair or replacement of electrical wiring or hardware; or (10) other conditions which are beyond the Company's control, including, but not limited to: acts of God and acts of terrorism. (11) Payment of prevailing wages at any time throughout the duration of this Agreement; (12) operation of the water system.

2. INSURANCE

The Company will furnish current certificates of insurance coverage to the Owner at the time any work is performed.

3. TERMINATION

This is an annual agreement and is subject to termination by the Owner upon written notice of intent to terminate which must be received by the Company ninety (90) days prior to the annual anniversary date. Notice of Termination is to be delivered by certified mail to Viking Industrial Painting PO Box 24162 Omaha, Nebraska 68124, and signed by an authorized Owner representative. The Company may not terminate the agreement unless the balance due exceeds 90 days past due.

4. COST AND PAYMENT TERMS

The annual maintenance fee beginning in contract Year 1 thru contract Year 3 shall be \$31,000.00 per year. However, in contract Year 4, and each third anniversary thereafter,

the annual fee shall be adjusted to reflect the current cost of service. The adjustment of the annual fee shall be limited to a maximum of 5% per annum (maximum 15% every three-year cycle). All applicable taxes are the responsibility of the Owner and are in addition to the stated costs and fees in this Contract. Payment for all annual fees shall be made quarterly per the contract terms and payment schedule below, due within 30 days upon receipt of each invoice.

Contract Year	Due Date	Amount
1 thru 3	1-Dec	\$7,750.00
	1-Mar	\$7,750.00
	1-Jun	\$7,750.00
	1-Sep	\$7,750.00
4	Quarterly Per Contract Terms	Per Contract Terms

Contract Year	1	2	3	4	5	6	7	8
North Tank - Anticipated Scope	Visual	Visual	Cleanout	Visual	Visual	Cleanout	Visual	Visual
Viking Est. Annual Cost	\$31,000.00	\$31,000.00	\$31,000.00	*\$34,720.00	*\$34,720.00	*\$34,720.00	*\$38,885.00	*\$38,885.00

9	10	11	12	13	14	15	16
Cleanout	Exterior	Visual	Cleanout	Visual	Visual	Cleanout	Int Wet/Dry
*\$38,885.00	*\$43,550.00	*\$43,550.00	*\$43,550.00	*\$48,775.00	*\$48,775.00	*\$48,775.00	*\$54,630.00

Annual maintenance fees listed with an asterisk (*) are subject to change based on the contract terms specified in Section 4, unless agreed upon in writing by both parties. Future renovations shown in Contract Year 10 and Contract Year 16 are subject to change based on the contract terms specified in Section 1(d).

5. TANK MODIFICATION

The Company's fees are based upon the existing structure and components of the tanks. *Any modifications to the tanks, including but not limited to antenna installations, shall be approved by the Company, prior to installation or modification and may result in an increase in the annual fee.*

6. CHANGES IN LAW

The Owner agrees that future mandated environmental, health, safety, or labor requirements as well as changes in site conditions at the tank site which cause an increase in the cost of tank maintenance will be just cause for modification of Section 4 of this Agreement. Modification of this Agreement will reasonably reflect the increased cost of

the service with a newly negotiated annual fee.

7. ASSIGNMENT

Neither the Owner nor the Company may assign or otherwise transfer all or any of its interest under this Agreement without the prior written consent of the other party. If a party agrees to such assignment, the assigning party shall remain responsible under this Agreement until its assignee assumes in full and in writing all of the obligations of the assigning party under this Agreement.

8. INDEMNIFICATION

THE COMPANY AGREES TO INDEMNIFY THE OWNER AND HOLD THE OWNER HARMLESS FROM ANY AND ALL CLAIMS, DEMANDS, ACTIONS, DAMAGES, LIABILITY, AND EXPENSE IN CONNECTION WITH LOSS OF LIFE, PERSONAL INJURY, AND/OR DAMAGE TO PROPERTY CAUSED BY ANY ACT, OMISSION, OF THE COMPANY OR ITS SUBCONTRACTORS, AGENTS, OR EMPLOYEES. THE OWNER AGREES TO INDEMNIFY THE COMPANY AND HOLD THE COMPANY HARMLESS FROM ANY AND ALL CLAIMS, DEMANDS, ACTIONS, DAMAGES, LIABILITY, AND EXPENSE IN CONNECTION WITH LOSS OF LIFE, PERSONAL INJURY, AND/OR DAMAGE TO PROPERTY CAUSED BY ACT OR OMISSION OF THE OWNER OR ITS CONTRACTORS, AGENTS; OR EMPLOYEES. THE INDEMNIFICATION PROVIDED IN THIS PARAGRAPH DOES NOT AFFECT THE COMPANY'S LIMITATIONS OF LIABILITY SET FORTH IN OTHER PARAGRAPHS OF THIS AGREEMENT.

9. MISCELLANEOUS

No modifications, amendments, or alterations of this Agreement may be made except in writing signed by all the parties to this Agreement. No failure or delay on the part of any party hereto in exercising any power or right hereunder shall operate as a waiver thereof. The parties expressly warrant that the individuals who sign below are authorized to bind them without further action.

10. ENTIRE AGREEMENT

This Agreement and referenced incorporated documents constitute the entire agreement of the parties and supersedes all prior communications, understandings, and agreement relating to the subject matter hereof, whether oral or written.

11. SEVERABILITY

If any term of this Agreement is to any extent invalid, illegal, or incapable of being enforced, such term shall be excluded to the extent of such invalidity, illegality, or unenforceability; all other terms hereof shall remain in full force and effect.

12. VISUAL INSPECTION DISCLAIMER


This Contract is based upon a visual inspection of the Tank. The Owner and the Company hereby acknowledge and agree that a visual inspection is intended to assess the condition of the Tank for all patent defects. If latent defects are identified once the tank has been drained for repairs, the Owner agrees and acknowledges that the Company shall not be responsible to repair the latent defects unless the Owner and the Company renegotiate the annual fees. The definition of a "latent defect" shall be any defect of the Tank which is not easily discovered (e.g., corrosion of the floor plates, damage to the roof of the tank which is not clearly visible during the visual inspection, etc.).

This Agreement signed this _____ day of _____, 2025.

OWNER:
City of Beatrice, NE

COMPANY:
Viking Painting LLC

By: _____

By:  _____

Title: _____

Title: Field Representative

Attested by: _____

Title: _____

Exhibit "B"

Water Tank Maintenance Contract



Owner: City of Beatrice, NE

Tank Description: South Tower – 500,000 Gallon Legged Tower

Tank Location: Mulberry Ave.

Date: August 27, 2025

WATER TANK MAINTENANCE CONTRACT

This contract is entered into between the City of Beatrice, Nebraska, hereinafter referred to in this Agreement as "Owner", and Viking Painting LLC of Omaha, Nebraska hereinafter referred to in this Agreement as "the Company".

This Agreement shall set forth the full terms and conditions agreed to between the parties about the inspection, maintenance, and rehabilitation of the Owner's 500,000 Gallon Legged Water Tower located on Mulberry Ave. by the Company.

A "Contract Year" shall be defined as each consecutive 12-month period beginning the date the contract is signed and each subsequent 12-month period thereafter during the time the Contract is in effect.

1. COMPANY RESPONSIBILITIES

The Owner agrees to employ the Company to maintain its water storage tank in accordance with this Agreement. This Agreement binds the Company to responsibility for the care and maintenance of the above-described water storage tank. Care and maintenance shall include but not be limited to the following:

a. Inspection

The Company will annually inspect and service the tank by visual inspection, ROV inspection, or drain down inspection. A condition report with photo documentation shall be submitted to the Owner following each inspection. In years when a visual inspection is performed, the Company shall climb the tank to inspect all exterior coatings and for any safety, sanitary, security, and structural issues. To avoid potential contamination while the tank is in service, the tank interior wet area shall not be entered during a visual inspection but will be observed and photographed from the roof hatch. ROV inspections are done with the tank full, by use of a Remote Operated Vehicle, sanitized and lowered into the water where photos and video will be taken. In years when a clean-out inspection is performed, the interior wet area of the tank shall be entered, cleaned out, and inspected as further defined in 'part b' below. If any significant repair or need for touch up is observed, the Company will schedule a time for the Owner to drain the tank to make necessary repairs.

b. Tank Interior Cleaning

Beginning in 2026, and every third year thereafter (unless a change in schedule is agreed upon by both parties), the tank will be completely drained and cleaned to remove and properly dispose of all sediment and other accumulations that might be harmful to the tank or its contents (not including staining). The tank interior will be rinsed using high-

pressure wash equipment. Any necessary coating touch up will be done at time of cleaning to extend coating life. The Company will furnish relief valves, if needed, to install in the water system so the Owner can pump direct to maintain water pressure while the tank is being serviced.

c. Disinfection

After cleaning is completed, the interior will be inspected and disinfected by the Company prior to returning to service. When ROV inspection is performed, the unit will be sanitized on site prior to use. Water sampling and testing will be the responsibility of the Owner.

d. Painting

The Company will clean and repaint the interior and/or exterior of the tanks at such time as painting is needed, but at a minimum in accordance with the schedule provided by the Company, unless otherwise authorized and extended by the Owner in writing. The need for interior painting will be determined by the thickness of the existing lining and its protective condition. The need for exterior painting will be determined by the appearance and protective condition of the existing paint. Unless agreed upon in writing by both parties, coating renovations shall be performed no later than 14 years from one interior renovation to the next and no later than 12 years from one exterior renovation to the next, for as long as the Owner remains under contract. Prior to this contract, the exterior was last painted in 2021 and the interior wet area in 2024, and future painting intervals will start on those dates. When painting is needed, all products and procedures will be equal to, or exceed the requirements of the State, the American Water Works Association, and the Steel Structures Painting Council as to surface preparation, coating materials, and disinfections. Exterior logo replacement "as-is" is included and performed in conjunction with future exterior painting.

A lock will be installed on the roof hatch and ladder gate (if applicable) to deter against any unauthorized climbing or entry to the water tank(s). The keys will be retained by the Owner.

e. Engineering Services

The Company shall maintain the tank to include repairs such as manway gaskets and lids, expansion joints, sway rod adjustments, vent screen replacement, and coating repairs. If required by State Statute, drawings, plans, and specifications shall be completed by the Company and submitted to the State for proper project permitting. The cost for submission and permitting is included in the contract price.

f. Emergency

The Company will provide emergency service for vandalism, graffiti, and sanitation at no additional cost to the Owner. A representative from the Company will respond within 24 hours to assess the extent of the emergency repair and communicate an action plan to the Owner. Reasonable travel time must be allowed for the repair equipment and crew to reach the tank site to perform any work.

g. Exclusions

This Agreement does NOT include the cost for and/or liability on the part of the Company for: (1) full exterior coating removal and/or containment of the tanks at any time during the term of the Agreement (unless as defined in initial renovation scope); (2) disposal of any hazardous waste materials(unless as defined in initial renovation scope); (3) resolution of operational problems or structural damage due to cold weather; (4) repair of structural damage due to antenna installations or other attachments for which the tank was not originally designed; (5) riser pipes that are smaller than 36 inches in diameter with exception of insulation and frost jacket; (6) negligent or intentional acts of Owner's employees, invitees, agents, or contractors or subcontractor or any person or entity under Owner's control; (7) damages, whether foreseen or unforeseen, caused by the Owner's use of pressure relief valves and site conditions; (8) repairs to the foundation of the tank; (9) repair or replacement of electrical wiring or hardware; or (10) other conditions which are beyond the Company's control, including, but not limited to: acts of God and acts of terrorism. (11) Payment of prevailing wages at any time throughout the duration of this Agreement; (12) operation of the water system.

2. INSURANCE

The Company will furnish current certificates of insurance coverage to the Owner at the time any work is performed.

3. TERMINATION

This is an annual agreement and is subject to termination by the Owner upon written notice of intent to terminate which must be received by the Company ninety (90) days prior to the annual anniversary date. Notice of Termination is to be delivered by certified mail to Viking Industrial Painting PO Box 24162 Omaha, Nebraska 68124, and signed by an authorized Owner representative. The Company may not terminate the agreement unless the balance due exceeds 90 days past due.

4. COST AND PAYMENT TERMS

The annual maintenance fee beginning in contract Year 1 thru contract Year 3 shall be \$22,000.00 per year. However, in contract Year 4, and each third anniversary thereafter,

the annual fee shall be adjusted to reflect the current cost of service. The adjustment of the annual fee shall be limited to a maximum of 5% per annum (maximum 5% every three-year cycle). All applicable taxes are the responsibility of the Owner and are in addition to the stated costs and fees in this Contract. Payment for all annual fees shall be made quarterly per the contract terms and payment schedule below, due within 30 days upon receipt of each invoice.

Contract Year	Due Date	Amount
1 thru 3	1-Dec	\$5,500.00
	1-Mar	\$5,500.00
	1-Jun	\$5,500.00
	1-Sep	\$5,500.00
4	Quarterly Per Contract Terms	Per Contract Terms

Contract Year	1	2	3	4	5	6	7	8
South Tank - Anticipated Scope	Visual	Cleanout & Repairs	Visual	Visual	Cleanout	Visual	Visual	Cleanout
Viking Est. Annual Cost	\$22,000.00	\$22,000.00	\$22,000.00	*\$24,640.00	*\$24,640.00	*\$24,640.00	*\$27,600.00	*\$27,600.00

	9	10	11	12	13	14	15	16
Exterior	Visual	Cleanout	Visual	Visual	Cleanout	Int Wet/Dry	Visual	
	*\$27,600.00	*\$30,915.00	*\$30,915.00	*\$30,915.00	*\$34,625.00	*\$34,625.00	*\$34,625.00	*\$38,780.00

Annual maintenance fees listed with an asterisk (*) are subject to change based on the contract terms specified in Section 4, unless agreed upon in writing by both parties. Future renovations shown in Contract Year 9 and Contract Year 15 are subject to change based on the contract terms specified in Section 1(d).

5. TANK MODIFICATION

The Company's fees are based upon the existing structure and components of the tanks. *Any modifications to the tanks, including but not limited to antenna installations, shall be approved by the Company, prior to installation or modification and may result in an increase in the annual fee.*

6. CHANGES IN LAW

The Owner agrees that future mandated environmental, health, safety, or labor requirements as well as changes in site conditions at the tank site which cause an increase in the cost of tank maintenance will be just cause for modification of Section 4 of this Agreement. Modification of this Agreement will reasonably reflect the increased cost of

the service with a newly negotiated annual fee.

7. ASSIGNMENT

Neither the Owner nor the Company may assign or otherwise transfer all or any of its interest under this Agreement without the prior written consent of the other party. If a party agrees to such assignment, the assigning party shall remain responsible under this Agreement until its assignee assumes in full and in writing all of the obligations of the assigning party under this Agreement.

8. INDEMNIFICATION

THE COMPANY AGREES TO INDEMNIFY THE OWNER AND HOLD THE OWNER HARMLESS FROM ANY AND ALL CLAIMS, DEMANDS, ACTIONS, DAMAGES, LIABILITY, AND EXPENSE IN CONNECTION WITH LOSS OF LIFE, PERSONAL INJURY, AND/OR DAMAGE TO PROPERTY CAUSED BY ANY ACT, OMISSION, OF THE COMPANY OR ITS SUBCONTRACTORS, AGENTS, OR EMPLOYEES. THE OWNER AGREES TO INDEMNIFY THE COMPANY AND HOLD THE COMPANY HARMLESS FROM ANY AND ALL CLAIMS, DEMANDS, ACTIONS, DAMAGES, LIABILITY, AND EXPENSE IN CONNECTION WITH LOSS OF LIFE, PERSONAL INJURY, AND/OR DAMAGE TO PROPERTY CAUSED BY ACT OR OMISSION OF THE OWNER OR ITS CONTRACTORS, AGENTS, OR EMPLOYEES. THE INDEMNIFICATION PROVIDED IN THIS PARAGRAPH DOES NOT AFFECT THE COMPANY'S LIMITATIONS OF LIABILITY SET FORTH IN OTHER PARAGRAPHS OF THIS AGREEMENT.

9. MISCELLANEOUS

No modifications, amendments, or alterations of this Agreement may be made except in writing signed by all the parties to this Agreement. No failure or delay on the part of any party hereto in exercising any power or right hereunder shall operate as a waiver thereof. The parties expressly warrant that the individuals who sign below are authorized to bind them without further action.

10. ENTIRE AGREEMENT

This Agreement and referenced incorporated documents constitute the entire agreement of the parties and supersedes all prior communications, understandings, and agreement relating to the subject matter hereof, whether oral or written.

11. SEVERABILITY

If any term of this Agreement is to any extent invalid, illegal, or incapable of being enforced, such term shall be excluded to the extent of such invalidity, illegality, or unenforceability; all other terms hereof shall remain in full force and effect.

12. VISUAL INSPECTION DISCLAIMER


This Contract is based upon a visual inspection of the Tank. The Owner and the Company hereby acknowledge and agree that a visual inspection is intended to assess the condition of the Tank for all patent defects. If latent defects are identified once the tank has been drained for repairs, the Owner agrees and acknowledges that the Company shall not be responsible to repair the latent defects unless the Owner and the Company renegotiate the annual fees. The definition of a "latent defect" shall be any defect of the Tank which is not easily discovered (e.g., corrosion of the floor plates, damage to the roof of the tank which is not clearly visible during the visual inspection, etc.).

This Agreement signed this _____ day of _____, 2025.

OWNER:
City of Beatrice, NE

COMPANY:
Viking Painting LLC

By: _____

By:  _____

Title: _____

Title: Field Representative

Attested by: _____

Title: _____

Biennial Budget - FY26 & FY27

Proposed Version - 8/21/2025

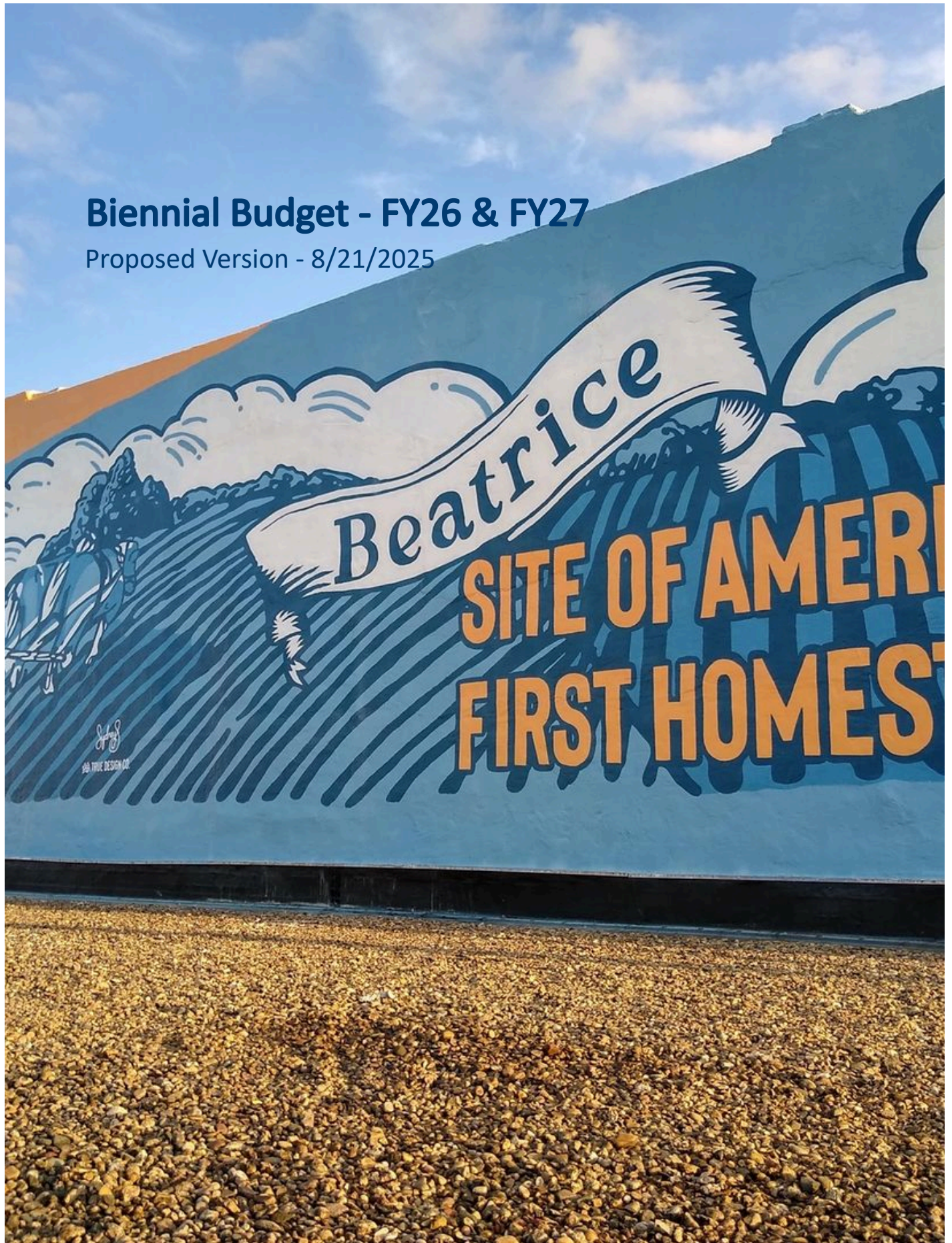




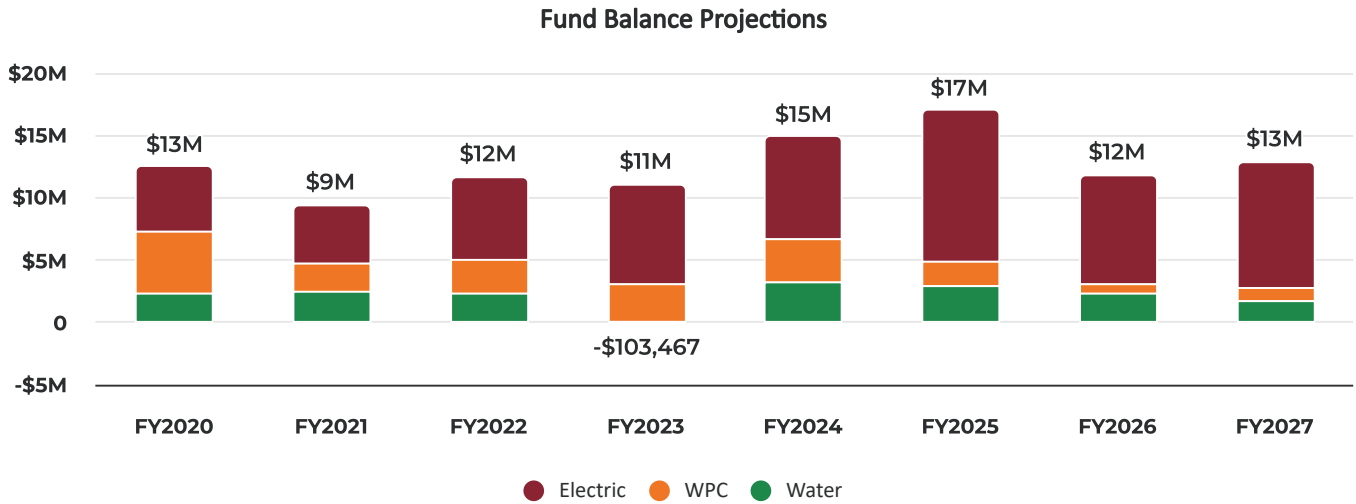
TABLE OF CONTENTS

1.0 Funds Summary Overview	3
1.9 BPW Funds	4
1.9.1 Electric Fund	8
1.9.2 Water Fund	13
1.9.3 WPC Fund	17
6.0 Capital Projects	22
6.6 Electric	30
6.17 Water	32
6.18 WPC	34

Funds Summary Overview

BPW Comprehensive Summary

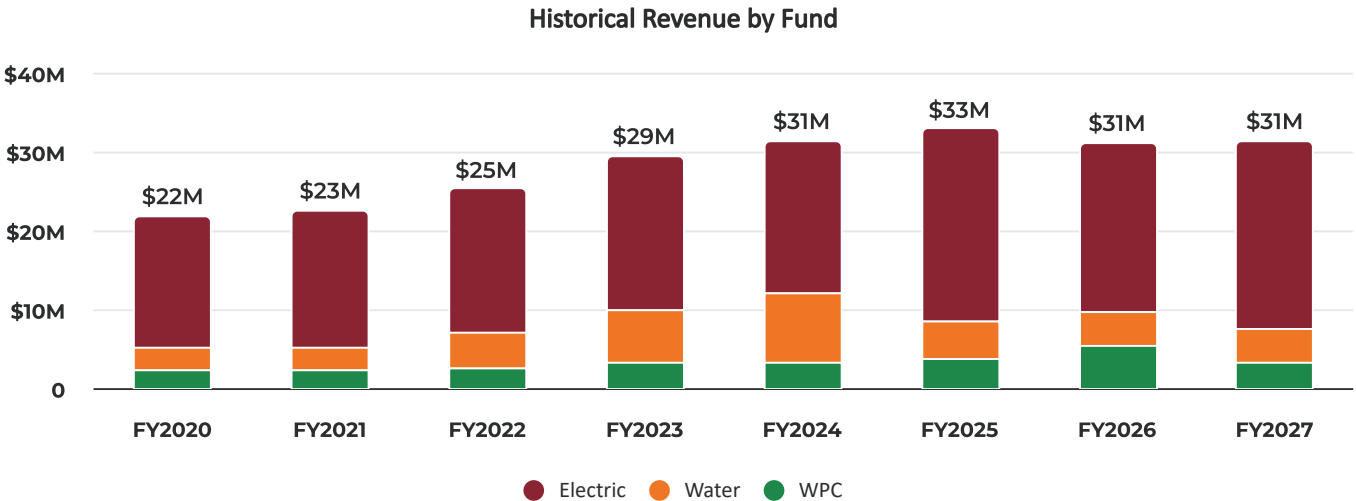
Fund Balance



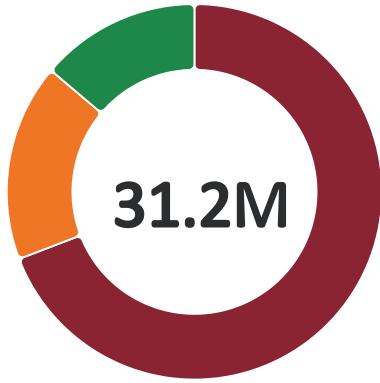
Financial Summary

Fund Balance	FY 2019	FY 2020	FY 2021	FY 2022	FY 2023	FY 2024	FY 2025	FY 2026	FY 2027	FY 2025 vs. FY 2026 (\$ Change)
Electric	5,406,310	5,207,339	4,707,127	6,726,237	8,069,624	8,281,695	12,236,873	8,827,882	10,176,844	-3,408,991
Water	2,234,784	2,365,736	2,411,873	2,312,711	-103,467	3,232,746	2,908,795	2,309,014	1,643,942	-599,781
WPC	4,279,981	4,963,453	2,287,129	2,670,651	2,985,270	3,426,745	1,909,473	685,813	1,089,082	-1,223,660
Total Fund Balance	11,921,075	12,536,528	9,406,129	11,709,599	10,951,427	14,941,186	17,055,141	11,822,709	12,909,868	-5,232,432

Revenues by Fund

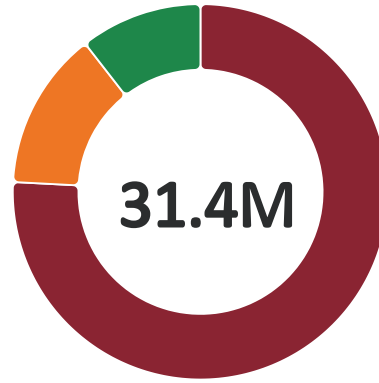


FY26 Revenues by Fund



● Electric	\$21,557,500	69.19%
● WPC	\$5,294,000	16.99%
● Water	\$4,306,000	13.82%

FY27 Revenues by Fund



● Electric	\$23,783,560	75.83%
● Water	\$4,281,000	13.65%
● WPC	\$3,299,000	10.52%

Revenues by Fund

Category	FY 2023 YTD	FY 2024 YTD	FY2025 Original	FY 2025 Projected	FY 2026 Budgeted	FY 2027 Forecasted	FY25 Proj. vs. FY26 Bud (% Change)
Electric	19,550,999	19,429,844	19,117,674	24,359,774	21,557,500	23,783,560	-11.50%
Water	6,718,471	8,767,373	3,517,900	4,897,500	4,306,000	4,281,000	-12.08%
WPC	3,166,955	3,178,802	4,916,000	3,665,000	5,294,000	3,299,000	44.45%
Total Revenues	29,436,426	31,376,018	27,551,574	32,922,274	31,157,500	31,363,560	-5.36%

Depreciation has been removed with revenue adjustment for actual cash presentation, Electric - \$1.4M; Water - \$985K; WPC - \$633K

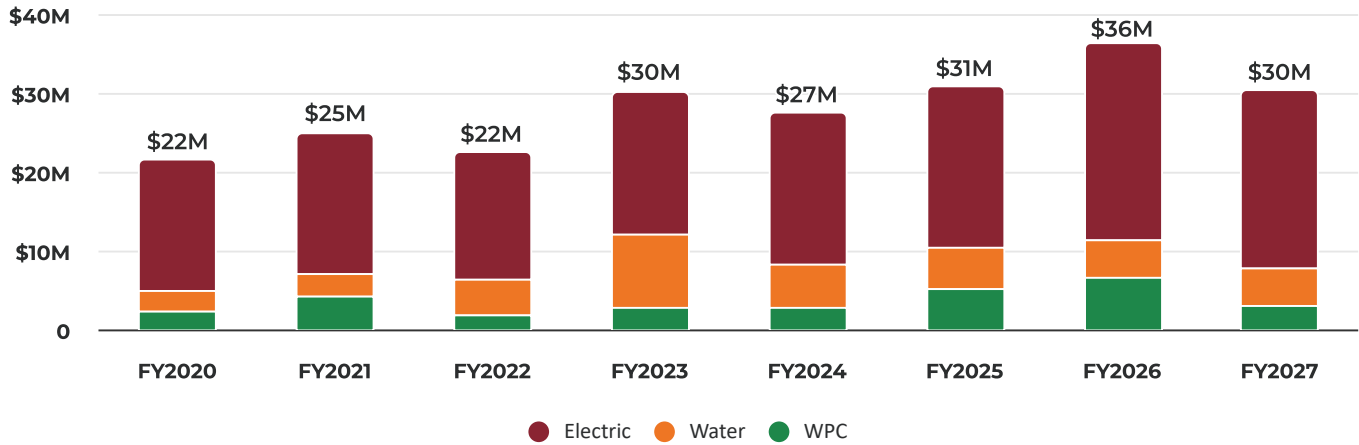
Electric - FY25 - Bond Proceeds of \$3.5M, Large Service Contract \$1.6M; FY26 - Implement Infrastructure Fee; FY27 - Rate Increase of 6%

Water - FY25 - Additional Bond Proceeds of \$138K; FY26 - Infrastructure Fee Increase of \$2

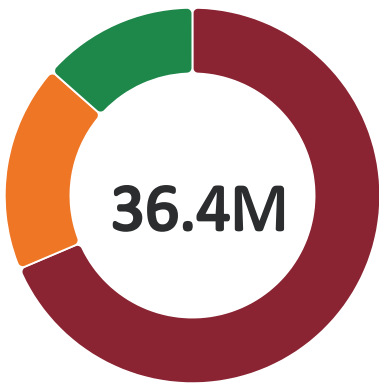
WPC - FY25 - Grant Proceeds of \$2M moving to FY26; FY26 - Infrastructure Fee Increase of \$2

Expenditures by Fund

Historical Expenditures by Fund

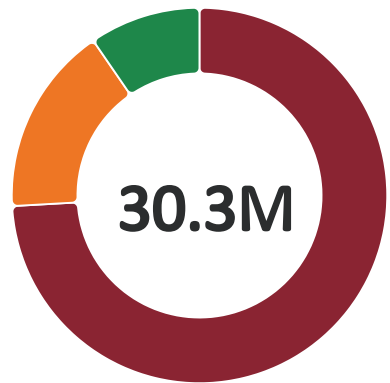


FY26 Expenditures by Fund



● Electric	\$24,966,491	68.61%
● WPC	\$6,517,660	17.91%
● Water	\$4,905,781	13.48%

FY27 Expenditures by Fund



● Electric	\$22,434,598	74.10%
● Water	\$4,946,072	16.34%
● WPC	\$2,895,731	9.56%

Expenditures by Fund

Category	FY 2023 YTD	FY 2024 YTD	FY2025 Original	FY 2025 Projected	FY 2026 Budgeted	FY 2027 Forecasted	FY25 Proj. vs. FY26 Bud (% Change)
Electric	18,207,613	19,217,778	19,485,246	20,404,591	24,966,491	22,434,598	22.36%
Water	9,136,278	5,431,160	3,730,436	5,221,451	4,905,781	4,946,072	-6.05%
WPC	2,852,359	2,737,327	5,786,819	5,182,272	6,517,660	2,895,731	25.77%
Total Expenditures	30,196,249	27,386,265	29,002,501	30,808,314	36,389,932	30,276,401	18.12%

Depreciation was not included in FY25 Original Budget - Electric - \$1.4M; Water - \$985K; WPC - \$633K

Electric - FY26 - Spend down of bond proceeds - \$3.5M; FY27 - Additional capital expenditures for Power Generation Facility - \$2M

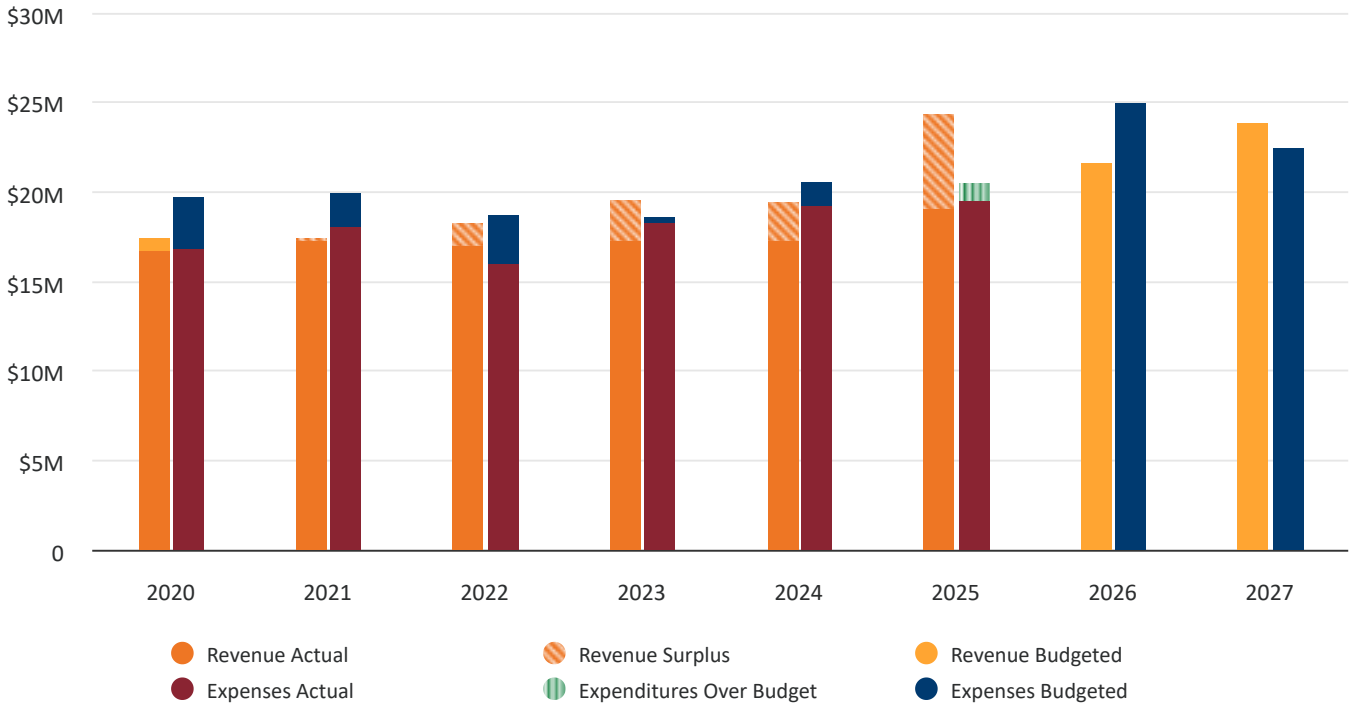
WPC - FY25 & FY26 - Grit Project - Total \$5.2M

Electric Fund

The Electric Fund is a proprietary fund that accounts for the revenues and expenses of the electric utility. The electric utility purchases electricity wholesale and retails it to the residents of the City.

Summary

Revenues vs Expenditures Summary



- FY25 - Revenue surplus and expenditures over budget - \$1.5M Depreciation not in original budget

Comprehensive Fund Summary

Comprehensive Fund Summary

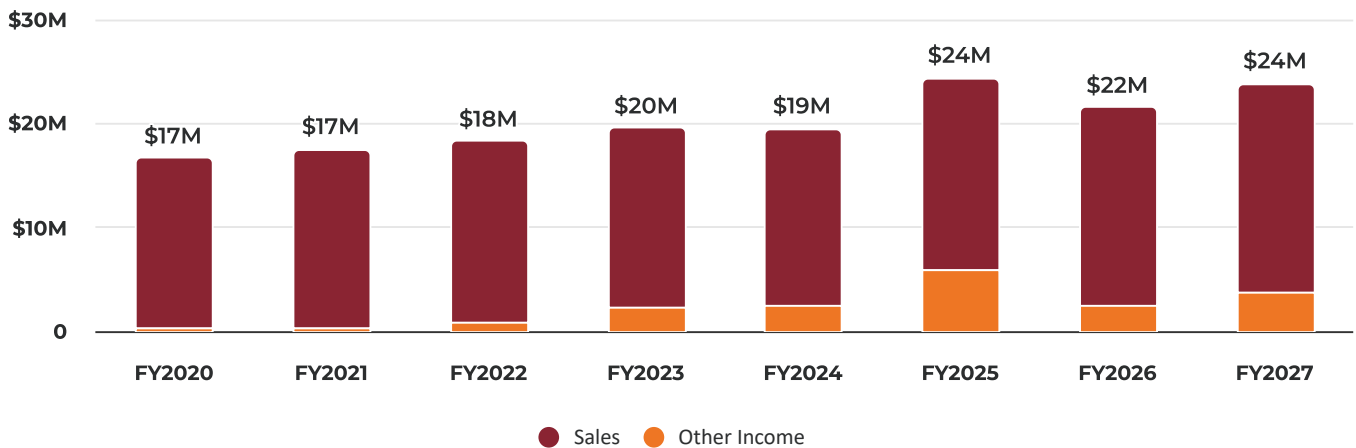
Category	FY 2023 YTD	FY 2024 YTD	FY2025 Original	FY 2025 Projected	FY 2026 Budgeted	FY 2027 Forecasted
Beginning Fund Balance	6,726,237	8,069,624	8,281,695	8,281,695	12,236,873	8,827,882
Revenues						
Other Income	2,196,417	2,520,854	2,087,500	5,853,600	2,452,500	3,752,500
Sales	17,354,582	16,908,990	17,030,174	18,506,174	19,105,000	20,031,060
Total Revenues	19,550,999	19,429,844	19,117,674	24,359,774	21,557,500	23,783,560
Expenditures						
Interfund Transfers	-	-	750,000	-	-	-
Asset - Capital Projects	1,398,949	2,277,467	3,363,500	2,411,189	6,579,358	3,997,000
Purchased Power	10,822,936	11,071,461	11,120,000	12,005,000	12,025,000	12,025,000

Category	FY 2023 YTD	FY 2024 YTD	FY2025 Original	FY 2025 Projected	FY 2026 Budgeted	FY 2027 Forecasted
Labor	978,511	860,308	930,509	884,531	960,891	979,762
O&M	564,691	587,384	567,769	545,034	545,747	541,319
Billing Expense	220,655	250,748	253,150	275,700	199,499	201,697
Engineering Expense	382,745	414,833	406,812	438,392	455,420	471,279
IT Expense	153,116	327,283	338,290	355,500	-	-
Administrative & General Expense	966,475	1,082,101	999,031	1,201,801	1,795,461	1,774,956
Depreciation	1,449,197	1,431,377	-	1,535,000	1,465,000	1,465,000
Bond Interest Expense	70,165	70,334	-	-	197,930	236,400
Municipal Services	840,173	844,481	756,185	752,444	742,185	742,185
REDLG RLF	360,000	-	-	-	-	-
Total Expenditures	18,207,613	19,217,778	19,485,246	20,404,591	24,966,491	22,434,598
Total Revenues Less Expenditures	1,343,387	212,065	-367,572	3,955,183	-3,408,991	1,348,962
Ending Fund Balance	8,069,624	8,281,689	7,914,123	12,236,878	8,827,882	10,176,844

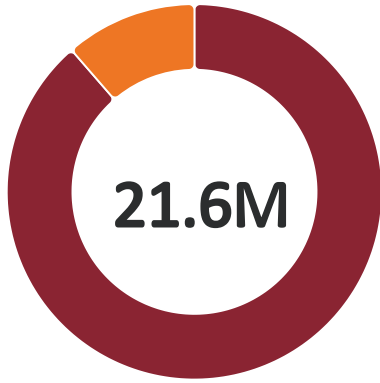
Presented on a cash basis

Revenues by Object Summary

Historical Revenue by Object Summary

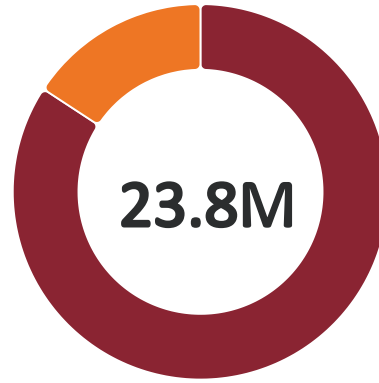


FY26 Revenues by Object Summary



● Sales	\$19,105,000	88.62%
● Other Income	\$2,452,500	11.38%

FY27 Revenues by Object Summary



● Sales	\$20,031,060	84.22%
● Other Income	\$3,752,500	15.78%

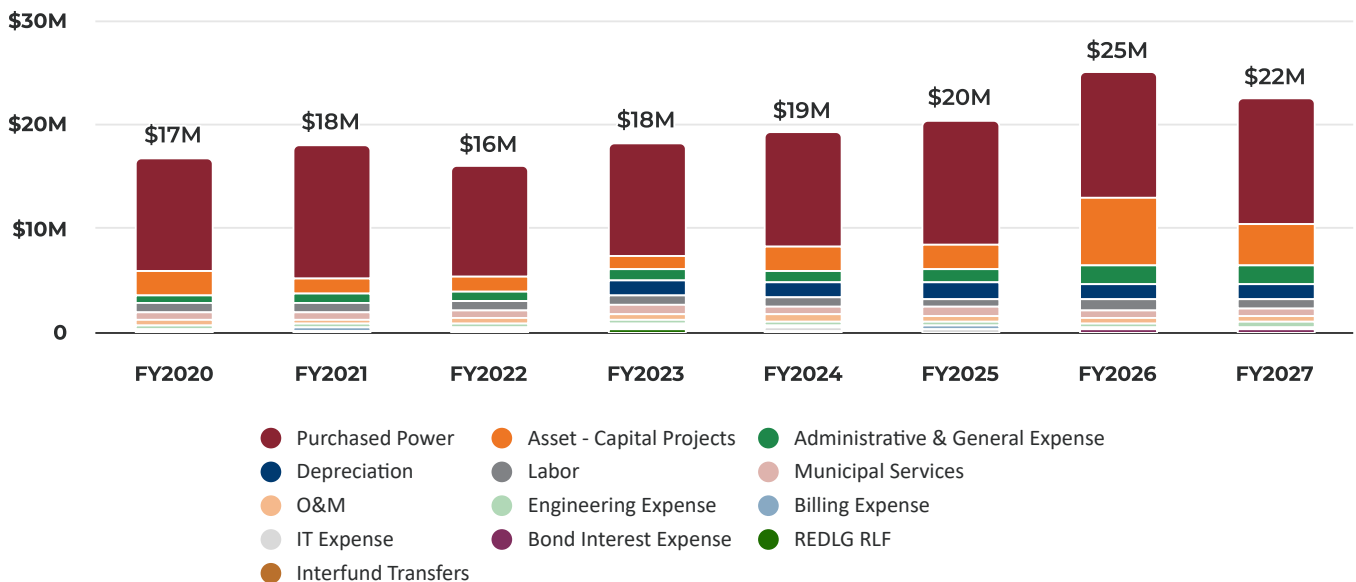
- FY25 - Large Service Contract - \$1.7 million in additional revenue
- FY26 - Proposed rate increase - Addition of Infrastructure Fee - \$840K; \$700K in Bond Revenue for Power Generation Facility
- FY27 - Proposed rate increase - 6% Rate Increase; \$2 million for Power Generation Facility

Revenues by Object Summary

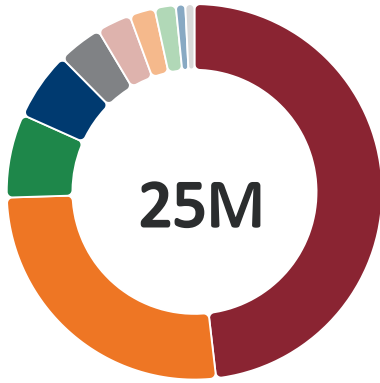
Category	FY 2023 YTD	FY 2024 YTD	FY2025 Original	FY 2025 Projected	FY 2026 Budgeted	FY 2027 Forecasted
Other Income	2,196,417	2,520,854	2,087,500	5,853,600	2,452,500	3,752,500
Sales	17,354,582	16,908,990	17,030,174	18,506,174	19,105,000	20,031,060
Total Revenues	19,550,999	19,429,844	19,117,674	24,359,774	21,557,500	23,783,560

Expenditures by Object Summary

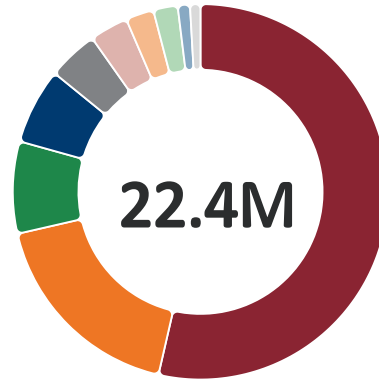
Historical Expenditures by Object Summary



FY26 Expenditures by Object Summary



FY27 Expenditures by Object Summary



● Purchased Power	\$12,025,000	48.16%
● Asset - Capital Projects	\$6,579,358	26.35%
● Administrative & General Expense	\$1,795,461	7.19%
● Depreciation	\$1,465,000	5.87%
● Labor	\$960,891	3.85%
● Municipal Services	\$742,185	2.97%
● O&M	\$545,747	2.19%
● Engineering Expense	\$455,420	1.82%
● Billing Expense	\$199,499	0.80%
● Bond Interest Expense	\$197,930	0.79%

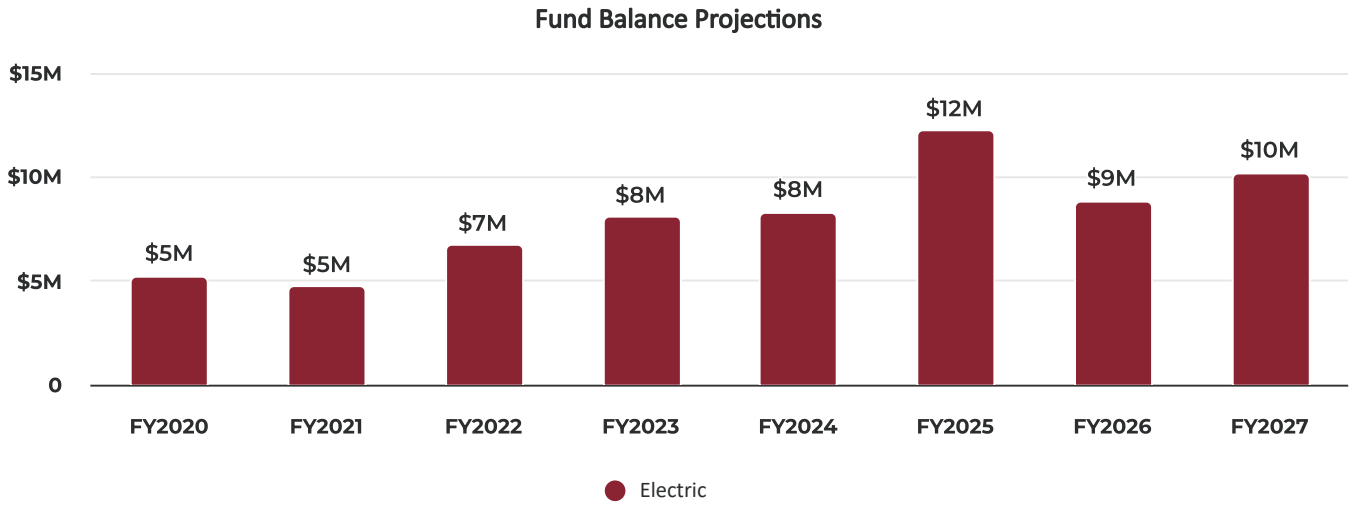
● Purchased Power	\$12,025,000	53.60%
● Asset - Capital Projects	\$3,997,000	17.82%
● Administrative & General Expense	\$1,774,956	7.91%
● Depreciation	\$1,465,000	6.53%
● Labor	\$979,762	4.37%
● Municipal Services	\$742,185	3.31%
● O&M	\$541,319	2.41%
● Engineering Expense	\$471,279	2.10%
● Bond Interest Expense	\$236,400	1.05%
● Billing Expense	\$201,697	0.90%

- FY26 - Assets - Capital Projects - Includes \$3 million for FY25 Bond Issuance
- FY26 & FY27 - Includes funds for creation of Power Generation Facility

Expenditures by Object Summary

Category	FY 2023 YTD	FY 2024 YTD	FY2025 Original	FY 2025 Projected	FY 2026 Budgeted	FY 2027 Forecasted
Interfund Transfers	-	-	750,000	-	-	-
Asset - Capital Projects	1,398,949	2,277,467	3,363,500	2,411,189	6,579,358	3,997,000
Purchased Power	10,822,936	11,071,461	11,120,000	12,005,000	12,025,000	12,025,000
Labor	978,511	860,308	930,509	884,531	960,891	979,762
O&M	564,691	587,384	567,769	545,034	545,747	541,319
Billing Expense	220,655	250,748	253,150	275,700	199,499	201,697
Engineering Expense	382,745	414,833	406,812	438,392	455,420	471,279
IT Expense	153,116	327,283	338,290	355,500	-	-
Administrative & General Expense	966,475	1,082,101	999,031	1,201,801	1,795,461	1,774,956
Depreciation	1,449,197	1,431,377	-	1,535,000	1,465,000	1,465,000
Bond Interest Expense	70,165	70,334	-	-	197,930	236,400
Municipal Services	840,173	844,481	756,185	752,444	742,185	742,185
REDLG RLF	360,000	-	-	-	-	-
Total Expenditures	18,207,613	19,217,778	19,485,246	20,404,591	24,966,491	22,434,598

Fund Balance



Financial Summary

Fund Balance	FY 2019	FY 2020	FY 2021	FY 2022	FY 2023	FY 2024	FY 2025	FY 2026	FY 2027	FY 2025 vs. FY 2026 (\$ Change)
Electric	5,406,310	5,207,339	4,707,127	6,726,237	8,069,624	8,281,695	12,236,873	8,827,882	10,176,844	-3,408,991
Total Fund Balance	5,406,310	5,207,339	4,707,127	6,726,237	8,069,624	8,281,695	12,236,873	8,827,882	10,176,844	-3,408,991

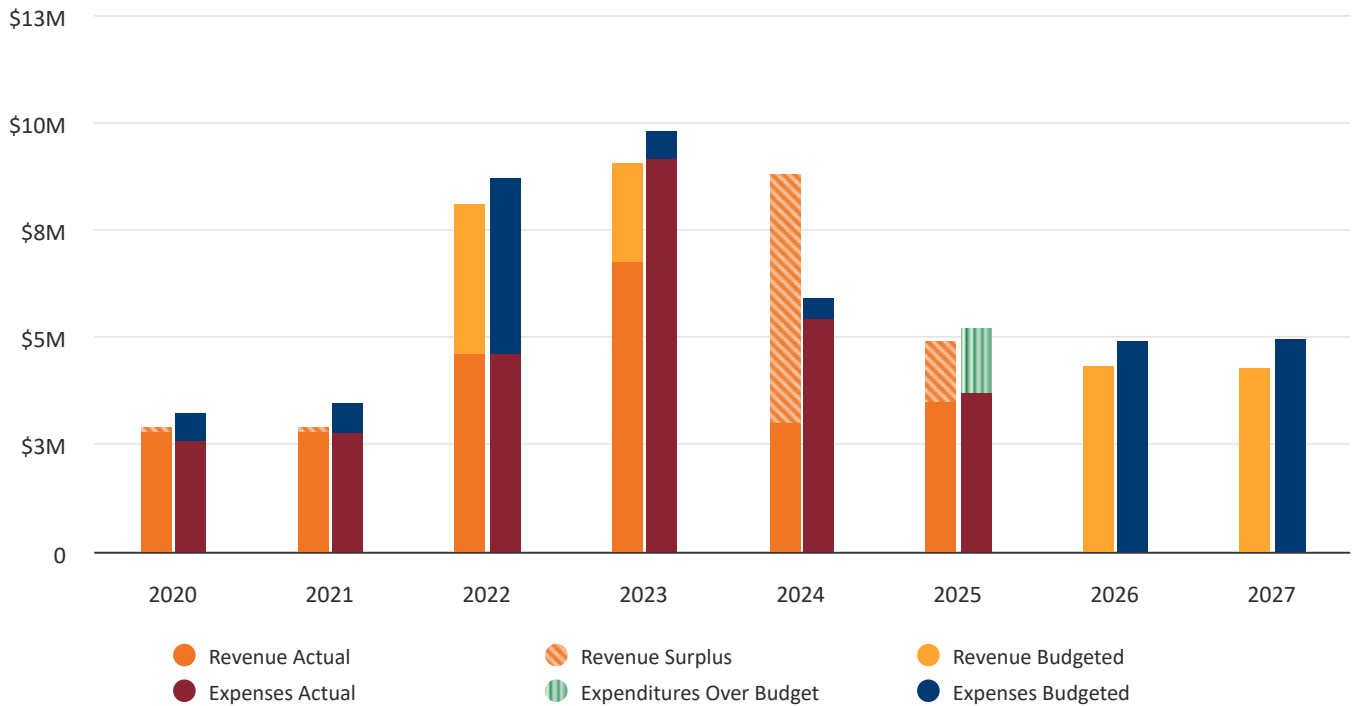
Change from FY25 to FY26 - Spend down of \$3 million bond issuance

Water Fund

The Water Fund is a proprietary fund that accounts for the revenues and expenses of the water utility. The water utility pumps, transmits, stores, and distributes water to the residents of the City.

Summary

Revenues vs Expenditures Summary



FY25 - Revenue surplus and expenditures over budget - \$985K Depreciation not in original budget

Comprehensive Fund Summary

Comprehensive Fund Summary

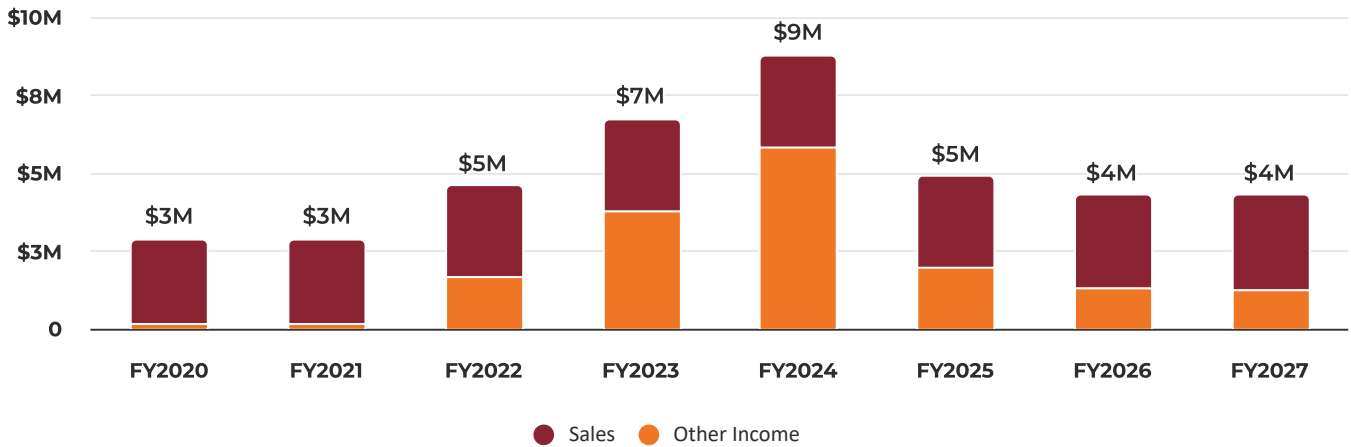
Category	FY 2023 YTD	FY 2024 YTD	FY2025 Original	FY 2025 Projected	FY 2026 Budgeted	FY 2027 Forecasted
Beginning Fund Balance	2,312,711	-103,467	3,232,746	3,232,746	2,908,795	2,309,014
Revenues						
Other Income	3,785,057	5,789,024	724,400	1,941,000	1,289,500	1,264,500
Sales	2,933,415	2,978,349	2,793,500	2,956,500	3,016,500	3,016,500
Total Revenues	6,718,471	8,767,373	3,517,900	4,897,500	4,306,000	4,281,000
Expenditures						
Asset - Capital Projects	6,500,907	2,464,768	1,467,500	1,813,180	1,015,000	1,003,000
Labor	593,551	539,505	540,017	536,761	562,813	573,796
O&M	564,908	603,618	614,865	627,113	698,699	681,409

Category	FY 2023 YTD	FY 2024 YTD	FY2025 Original	FY 2025 Projected	FY 2026 Budgeted	FY 2027 Forecasted
Billing Expense	133,857	143,852	149,232	168,600	133,878	135,197
Engineering Expense	35,796	39,252	40,251	40,251	46,837	48,423
Administrative & General Expense	531,087	591,385	572,539	665,719	946,630	998,290
Depreciation	624,859	876,844	-	996,295	990,000	995,000
Bond Interest Expense	90,887	94,175	292,532	292,532	441,424	440,457
Municipal Services	60,426	77,760	53,500	81,000	70,500	70,500
Total Expenditures	9,136,278	5,431,160	3,730,436	5,221,451	4,905,781	4,946,072
Total Revenues Less Expenditures	-2,417,807	3,336,213	-212,536	-323,951	-599,781	-665,072
Ending Fund Balance	-105,096	3,232,746	3,020,210	2,908,795	2,309,014	1,643,942

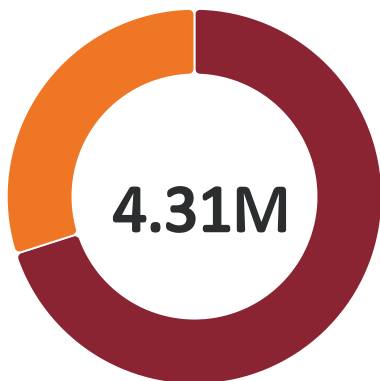
Presented on a cash basis

Revenues by Object Summary

Historical Revenue by Object Summary

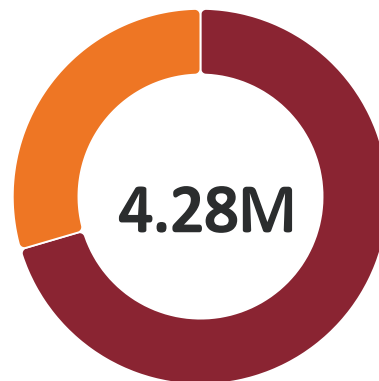


FY26 Revenues by Object Summary



● Sales **\$3,016,500** 70.05%
● Other Income **\$1,289,500** 29.95%

FY27 Revenues by Object Summary



● Sales **\$3,016,500** 70.46%
● Other Income **\$1,264,500** 29.54%

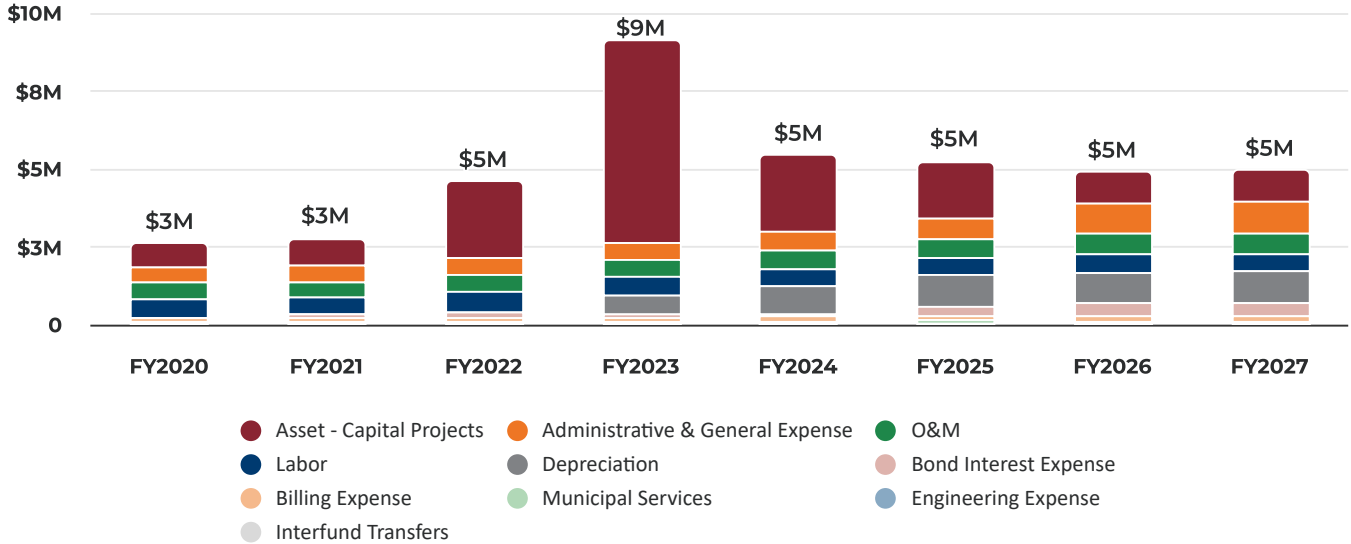
- FY23 & FY24 - SRF Loan Revenue

Revenues by Object Summary

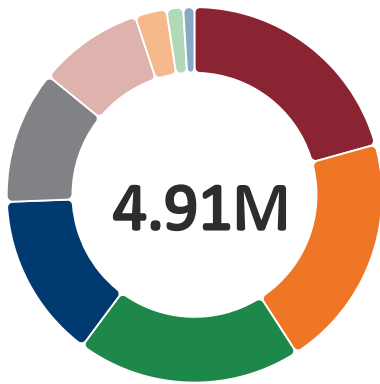
Category	FY 2023 YTD	FY 2024 YTD	FY2025 Original	FY 2025 Projected	FY 2026 Budgeted	FY 2027 Forecasted
Other Income	3,785,057	5,789,024	724,400	1,941,000	1,289,500	1,264,500
Sales	2,933,415	2,978,349	2,793,500	2,956,500	3,016,500	3,016,500
Total Revenues	6,718,471	8,767,373	3,517,900	4,897,500	4,306,000	4,281,000

Expenditures by Object Summary

Historical Expenditures by Object Summary

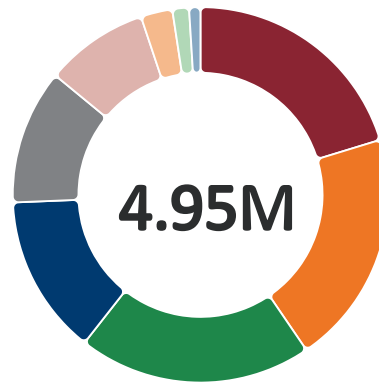


FY26 Expenditures by Object Summary



Asset - Capital Projects	\$1,015,000	20.69%
Depreciation	\$990,000	20.18%
Administrative & General Expense	\$946,630	19.30%
O&M	\$698,699	14.24%
Labor	\$562,813	11.47%
Bond Interest Expense	\$441,424	9.00%
Billing Expense	\$133,878	2.73%
Municipal Services	\$70,500	1.44%
Engineering Expense	\$46,837	0.95%

FY27 Expenditures by Object Summary



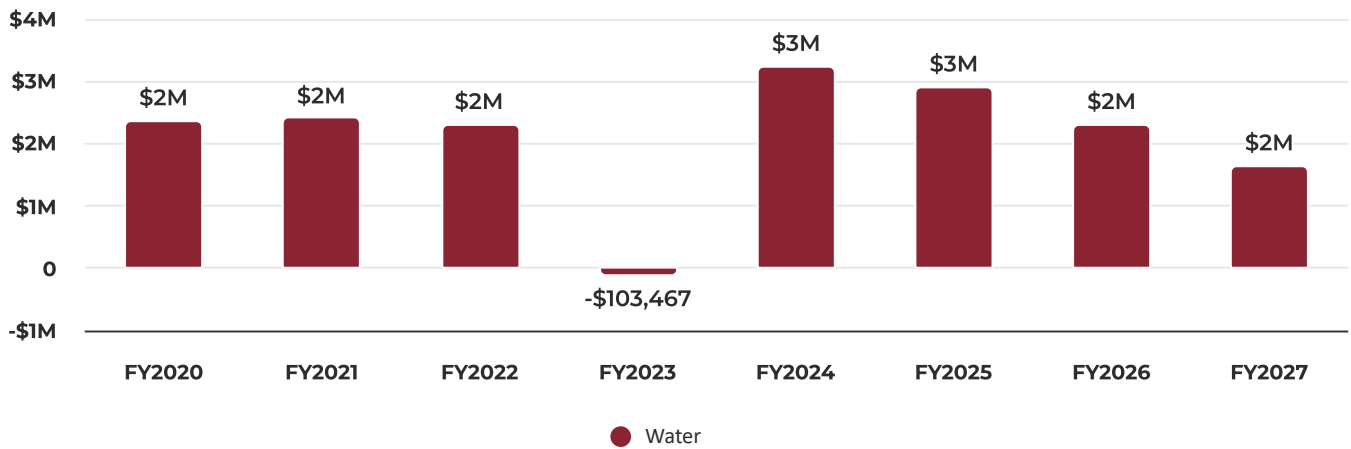
Asset - Capital Projects	\$1,003,000	20.28%
Administrative & General Expense	\$998,290	20.18%
Depreciation	\$995,000	20.12%
O&M	\$681,409	13.78%
Labor	\$573,796	11.60%
Bond Interest Expense	\$440,457	8.91%
Billing Expense	\$135,197	2.73%
Municipal Services	\$70,500	1.43%
Engineering Expense	\$48,423	0.98%

Expenditures by Object Summary

Category	FY 2023 YTD	FY 2024 YTD	FY2025 Original	FY 2025 Projected	FY 2026 Budgeted	FY 2027 Forecasted
Asset - Capital Projects	6,500,907	2,464,768	1,467,500	1,813,180	1,015,000	1,003,000
Labor	593,551	539,505	540,017	536,761	562,813	573,796
O&M	564,908	603,618	614,865	627,113	698,699	681,409
Billing Expense	133,857	143,852	149,232	168,600	133,878	135,197
Engineering Expense	35,796	39,252	40,251	40,251	46,837	48,423
Administrative & General Expense	531,087	591,385	572,539	665,719	946,630	998,290
Depreciation	624,859	876,844	-	996,295	990,000	995,000
Bond Interest Expense	90,887	94,175	292,532	292,532	441,424	440,457
Municipal Services	60,426	77,760	53,500	81,000	70,500	70,500
Total Expenditures	9,136,278	5,431,160	3,730,436	5,221,451	4,905,781	4,946,072

Fund Balance

Fund Balance Projections



FY23 - Timing of SRF Loan Proceeds created a negative cash flow at year end

Financial Summary

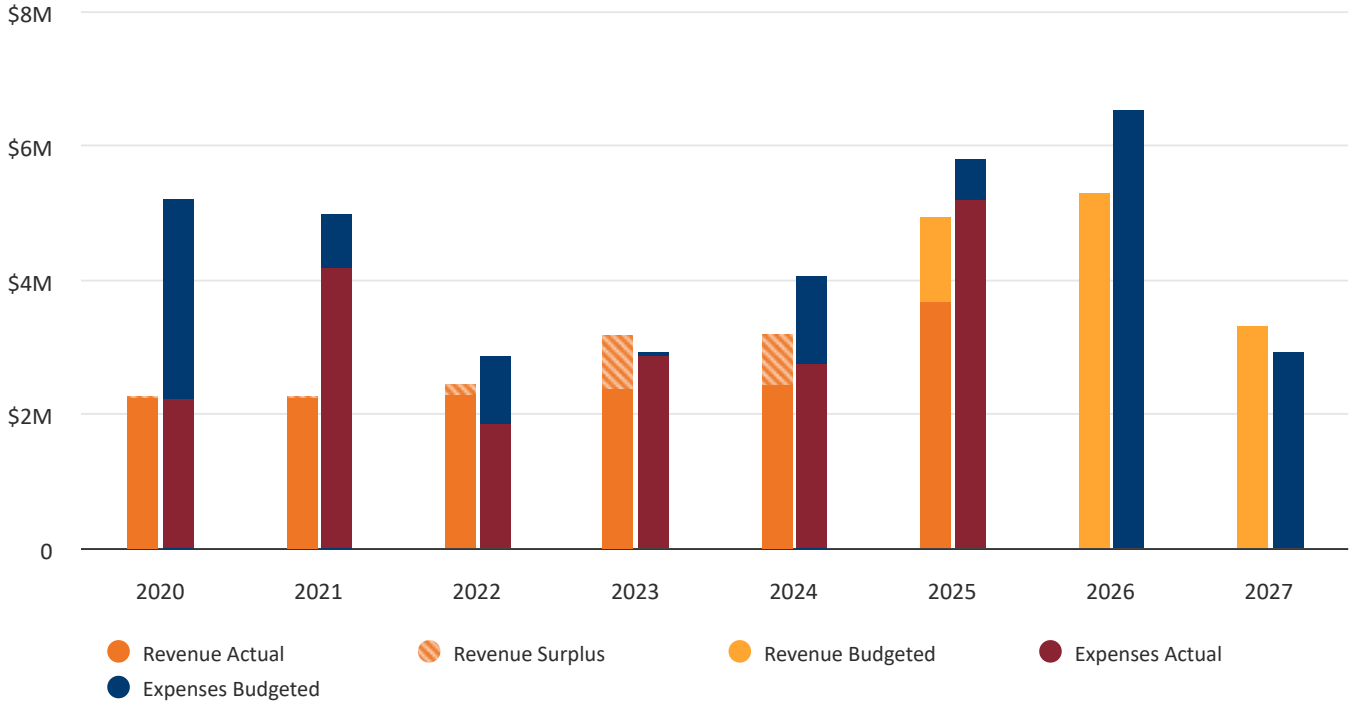
Fund Balance	FY 2019	FY 2020	FY 2021	FY 2022	FY 2023	FY 2024	FY 2025	FY 2026	FY 2027	FY 2025 vs. FY 2026 (\$ Change)
Water	2,234,784	2,365,736	2,411,873	2,312,711	-103,467	3,232,746	2,908,795	2,309,014	1,643,942	-599,781
Total Fund Balance	2,234,784	2,365,736	2,411,873	2,312,711	-103,467	3,232,746	2,908,795	2,309,014	1,643,942	-599,781

WPC Fund

The Water Pollution Control (WPC) Fund is a proprietary fund used to account for the revenues and expenses of the water pollution control utility. The water pollution control utility provides for the collection and treatment services of waste water for the residents of the City.

Summary

Revenues vs Expenditures Summary



FY25 - \$633K Depreciation not in original budget

Comprehensive Fund Summary

Comprehensive Fund Summary

Category	FY 2023 YTD	FY 2024 YTD	FY2025 Original	FY 2025 Projected	FY 2026 Budgeted	FY 2027 Forecasted
Beginning Fund Balance	2,670,651	2,985,270	3,426,745	3,426,745	1,909,473	685,813
Revenues						
Other Income	744,900	733,663	2,563,000	1,249,000	2,747,000	752,000
Sales	2,422,055	2,445,140	2,353,000	2,416,000	2,547,000	2,547,000
Total Revenues	3,166,955	3,178,802	4,916,000	3,665,000	5,294,000	3,299,000
Expenditures						
Asset - Capital Projects	905,273	761,111	4,459,500	3,077,310	4,100,000	390,000
Labor	335,494	354,441	354,656	378,464	383,989	391,613

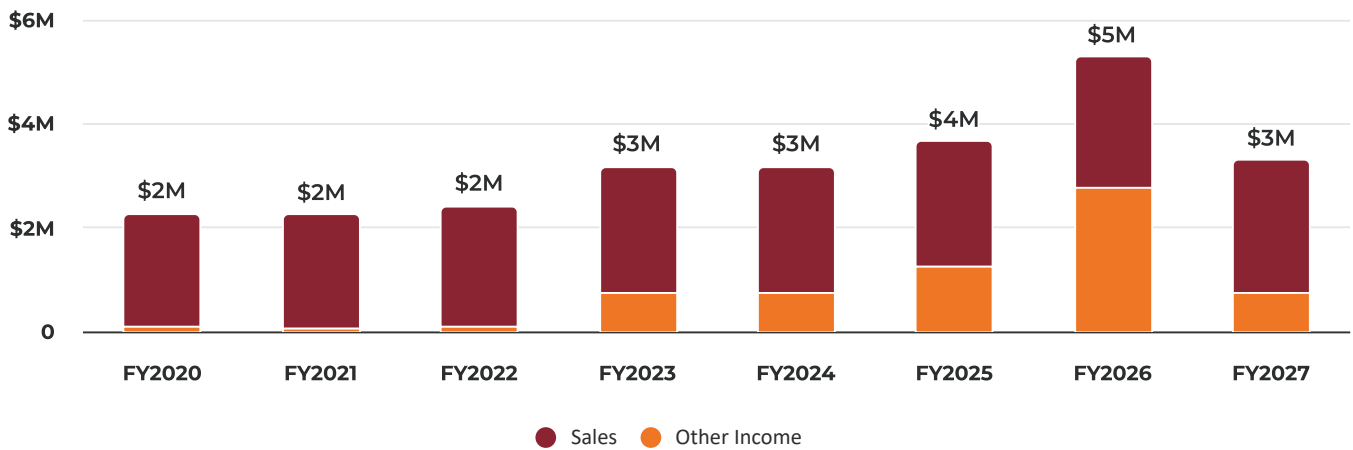


Category	FY 2023 YTD	FY 2024 YTD	FY2025 Original	FY 2025 Projected	FY 2026 Budgeted	FY 2027 Forecasted
O&M	489,196	476,697	490,531	529,031	491,823	531,966
Billing Expense	84,487	97,456	91,323	118,450	106,670	108,548
Engineering Expense	35,796	39,252	40,251	40,251	46,837	48,400
Administrative & General Expense	327,410	331,051	328,058	366,766	606,786	639,246
Depreciation	581,624	585,895	-	641,500	640,000	645,000
Bond Interest Expense	60,141	60,287	-	-	111,055	110,458
Municipal Services	32,938	31,137	22,500	30,500	30,500	30,500
Total Expenditures	2,852,359	2,737,327	5,786,819	5,182,272	6,517,660	2,895,731
Total Revenues Less Expenditures	314,596	441,475	-870,819	-1,517,272	-1,223,660	403,269
Ending Fund Balance	2,985,247	3,426,745	2,555,926	1,909,473	685,813	1,089,082

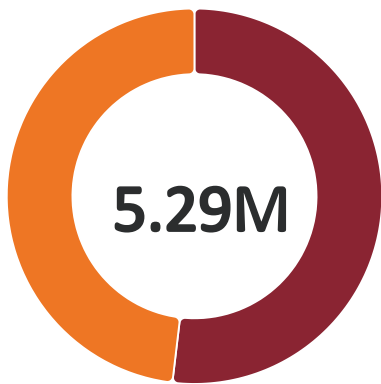
Presented on a cash basis

Revenues by Object Summary

Historical Revenue by Object Summary

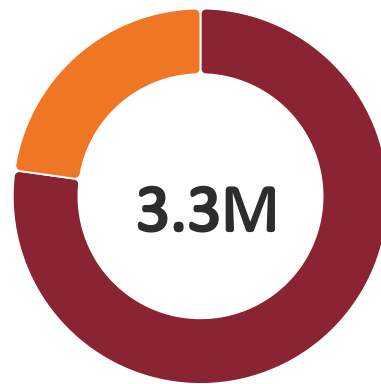


FY26 Revenues by Object Summary



● Other Income **\$2,747,000** 51.89%
● Sales **\$2,547,000** 48.11%

FY27 Revenues by Object Summary



● Sales **\$2,547,000** 77.21%
● Other Income **\$752,000** 22.79%

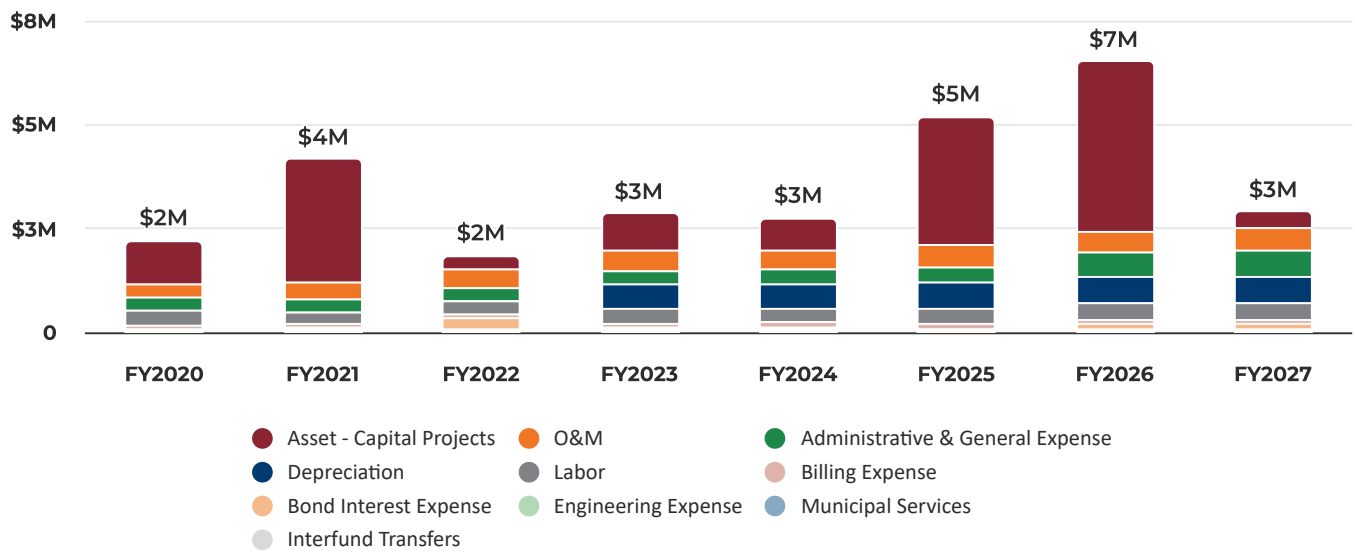
- FY26 - Other Income - Federal Grant Funds for Grit Improvement Project

Revenues by Object Summary

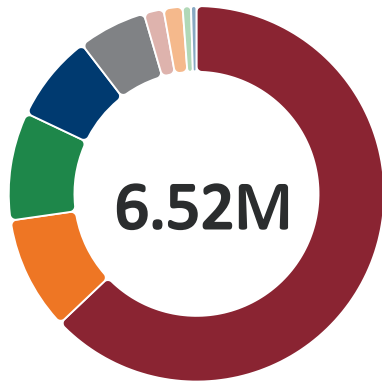
Category	FY 2023 YTD	FY 2024 YTD	FY2025 Original	FY 2025 Projected	FY 2026 Budgeted	FY 2027 Forecasted	FY25 Proj. vs. FY26 Bud (% Change)
Other Income	744,900	733,663	2,563,000	1,249,000	2,747,000	752,000	119.94%
Sales	2,422,055	2,445,140	2,353,000	2,416,000	2,547,000	2,547,000	5.42%
Total Revenues	3,166,955	3,178,802	4,916,000	3,665,000	5,294,000	3,299,000	44.45%

Expenditures by Object Summary

Historical Expenditures by Object Summary

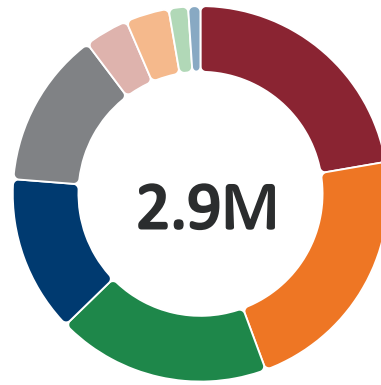


FY26 Expenditures by Object Summary



● Asset - Capital Projects	\$4,100,000	62.91%
● Depreciation	\$640,000	9.82%
● Administrative & General Expense	\$606,786	9.31%
● O&M	\$491,823	7.55%
● Labor	\$383,989	5.89%
● Bond Interest Expense	\$111,055	1.70%
● Billing Expense	\$106,670	1.64%
● Engineering Expense	\$46,837	0.72%
● Municipal Services	\$30,500	0.47%

FY27 Expenditures by Object Summary

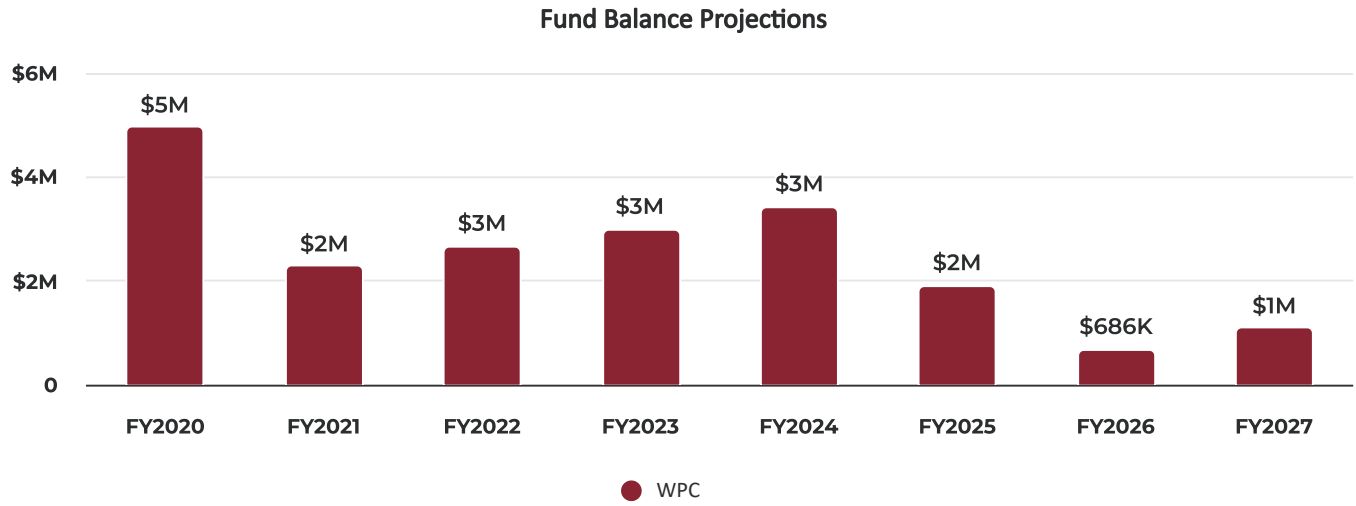


● Depreciation	\$645,000	22.27%
● Administrative & General Expense	\$639,246	22.08%
● O&M	\$531,966	18.37%
● Labor	\$391,613	13.52%
● Asset - Capital Projects	\$390,000	13.47%
● Bond Interest Expense	\$110,458	3.81%
● Billing Expense	\$108,548	3.75%
● Engineering Expense	\$48,400	1.67%
● Municipal Services	\$30,500	1.05%

Expenditures by Object Summary

Category	FY 2023 YTD	FY 2024 YTD	FY2025 Original	FY 2025 Projected	FY 2026 Budgeted	FY 2027 Forecasted
Asset - Capital Projects	905,273	761,111	4,459,500	3,077,310	4,100,000	390,000
Labor	335,494	354,441	354,656	378,464	383,989	391,613
O&M	489,196	476,697	490,531	529,031	491,823	531,966
Billing Expense	84,487	97,456	91,323	118,450	106,670	108,548
Engineering Expense	35,796	39,252	40,251	40,251	46,837	48,400
Administrative & General Expense	327,410	331,051	328,058	366,766	606,786	639,246
Depreciation	581,624	585,895	-	641,500	640,000	645,000
Bond Interest Expense	60,141	60,287	-	-	111,055	110,458
Municipal Services	32,938	31,137	22,500	30,500	30,500	30,500
Total Expenditures	2,852,359	2,737,327	5,786,819	5,182,272	6,517,660	2,895,731

Fund Balance



Financial Summary

Fund Balance	FY 2019	FY 2020	FY 2021	FY 2022	FY 2023	FY 2024	FY 2025	FY 2026	FY 2027	FY 2025 vs. FY 2026 (\$ Change)
WPC	4,279,981	4,963,453	2,287,129	2,670,651	2,985,270	3,426,745	1,909,473	685,813	1,089,082	-1,223,660
Total Fund Balance	4,279,981	4,963,453	2,287,129	2,670,651	2,985,270	3,426,745	1,909,473	685,813	1,089,082	-1,223,660

Capital Projects

Capital Projects

Project Name	Years	Departments	Type	Total
11YD Garbage Truck	2026	Sanitation	Vehicles and Wheeled Equipment	\$155,000
12.5Kv Conversion	2026 - 2033	Electric	12.5Kv Conversion	\$2,400,000
24" Valve at Farm Wells	2026	Water	Other Capital Improvements	\$60,000
25 yd rear load truck	2027 - 2033	Sanitation	Vehicles and Wheeled Equipment	\$2,105,000
30ft Flagpole for Building at Police Department	2026	Public Properties	Building Improvements	\$5,200
4 wheel drive truck	2026	Sanitation	Vehicles and Wheeled Equipment	\$18,000
40 inch asphalt mill attachment	2026	Street	Vehicles and Wheeled Equipment	\$39,000
7th St - Arthur to Monroe Concrete Recon	2026	Street	Concrete Reconstruction	\$375,000
7th Street - Mill & Overlay	2029	Street	Mill & Overlay	\$275,000
Additional Substation Improvements	2026 - 2033	Electric	Substation Improvements	\$630,000
Aerial Photo	2028	Electric	Improvements Other than Building	\$30,000
Ambulance Mannequin Advanced	2027	Ambulance EMS	Other Equipment	\$16,000
Armor Coating	2026 - 2033	Street	Armor Coat	\$190,000
Articulating boom lift	2027	Airport	Vehicles and Wheeled Equipment	\$45,000
Asphalt Roller	2027	Street	Vehicles and Wheeled Equipment	\$100,000
Asphalt Sealing	2026 - 2033	Street	Armor Coat	\$190,000
Auditorium Heat Pump Replacement	2028 - 2031	Public Properties	Building Improvements	\$48,000
Automated CPR Machine	2026	Ambulance EMS	Other Equipment	\$50,000
Automated side loader	2028	Sanitation	Vehicles and Wheeled Equipment	\$375,000
Backhoe - Water	2028	Water	Vehicles and Wheeled Equipment	\$145,000
Ball Field Lighting Project	2027 - 2031	Public Properties	Other Capital Improvements	\$650,000
Base Radio	2026	Communications	Other Equipment	\$9,000
Beaver Ave - 6th to 11th	2032	Street	Concrete Reconstruction	\$1,200,000
Bio Solids - Pump Room Dewatering	2028	WPC	Building Improvements	\$35,000
Body Cameras	2027 - 2031	Patrol	Other Equipment	\$110,000

6.0 Capital Projects

Project Name	Years	Departments	Type	Total
Box Hangar	2029	Airport	Building Improvements	\$3,000,000
Building Improvements - Aud (Heating System)	2028	Public Properties	Building Improvements	\$416,000
Building Improvements - Chautauqua Park (Shower Bathroom)	2029	Public Properties	Building Improvements	\$220,000
Building Improvements - Library (LED Upgrades)	2029	Public Properties	Building Improvements	\$26,000
Building Improvements - Police Department (Air Quality Filter System & Heat for Evidence Room)	2027	Public Properties	Building Improvements	\$13,000
Building Improvements - Senior Center (Front Door & Heat Pump)	2026 - 2028	Public Properties	Building Improvements	\$55,000
Building Improvements to Service Center	2026 - 2033	Electric	Building Improvements	\$240,000
Building Improvements- Fire	2028	Public Properties	Building Improvements	\$30,000
Camera Replacement	2030	Information Technology Services	Computer Software and Improvements	\$37,000
Card Board Bailer	2026	Sanitation	Vehicles and Wheeled Equipment	\$45,000
CAT 963 Track Loader	2028	Beatrice Area Solid Waste Agency (BASWA)	Other Equipment	\$425,000
Cellebrite Inseyets	2026	Patrol	Computer Equipment	\$16,150
Channel 181	2027 - 2031	Information Technology Services	Additional Operating Funds Request	\$128,000
Children's Furniture	2033	Library	Other Capital Improvements	\$10,000
Chlorine Building	2026	Water	Building Improvements	\$40,000
Christmas Lights	2027	Library	Building Improvements	\$10,500
City Wide Misc. Concrete Repairs	2026 - 2033	Street	Other Misc. Street Repairs	\$1,320,000
Communications Work Station	2026	Communications	Other Equipment	\$75,000
Comprehensive Plan	2026	General Administration	Other Capital Improvements	\$75,000
Computer and Printers for Public Properties	2030	Information Technology Services	Computer Equipment	\$3,000
Computer Replacements - Engineering	2027 - 2029	Information Technology Services	Computer Equipment	\$16,000
Computer Replacements - Water	2026 - 2031	Information Technology Services	Computer Equipment	\$46,000
Concrete Repairs - Trails (Concrete Repairs)	2026 - 2033	Public Properties	Concrete Reconstruction	\$40,000
Concrete repairs at Beatrice Senior Center	2030 - 2033	Public Properties	Concrete Reconstruction	\$40,000
Conference Rooms	2026 - 2030	Information Technology Services	Computer Equipment	\$21,000
Construction of New C&D Site	2028	Beatrice Area Solid Waste Agency (BASWA)	Other Capital Improvements	\$300,000
Control Valve at Wellfield	2027	Water	Other Capital Improvements	\$150,000
Core Network Refresh	2029	Information Technology Services	Computer Equipment	\$35,000
Crane Truck - Water	2026	Water	Vehicles and Wheeled Equipment	\$10,000
Cubicle Work Stations/Chairs	2029	Patrol	Other Equipment	\$15,000

Project Name	Years	Departments	Type	Total
Defibrillator	2027 - 2033	Ambulance EMS	Other Equipment	\$652,000
Dempsters Demolition and Cleanup	2026 - 2030	General Administration	Improvements Other than Building	\$1,000,000
Door Access Controls	2027 - 2033	Information Technology Services	Computer Software and Improvements	\$26,500
Drone	2026	Patrol	Other Equipment	\$25,000
Duck Pond Improvements	2026	Public Properties	Improvements Other than Building	\$50,000
Dump Truck	2026 - 2033	Street	Other Equipment	\$1,010,000
Dump Truck - PP	2030	Public Properties	Vehicles and Wheeled Equipment	\$45,000
Dump Truck - Water	2026	Water	Vehicles and Wheeled Equipment	\$160,000
Dump Truck - WPC	2029	WPC	Vehicles and Wheeled Equipment	\$220,000
Duty Weapons	2031	Patrol	Other Equipment	\$35,000
Electric Computer Replacements	2026 - 2031	Information Technology Services	Computer Equipment	\$35,500
Electricity of New Building at Gun Range	2030	Public Properties	Building Improvements	\$18,000
Email Migration	2027	Information Technology Services	Computer Software and Improvements	\$15,000
Enterprise Records	2026	Communications	Other Equipment	\$100,000
Extrication Equipment	2026 - 2033	Suppression	Other Equipment	\$155,000
Fence Around Reservoirs	2027 - 2028	Water	Improvements Other than Building	\$30,000
Fiber to Well Houses	2026	Water	Improvements Other than Building	\$10,000
Fire Engine Rebudget	2027	Suppression	Vehicles and Wheeled Equipment	\$835,000
Fire/Rescue/Hazmat Equipment	2026 - 2033	Suppression	Other Equipment	\$151,000
Flat Tire Dolly & Universal Towbar	2026	Airport	Other Equipment	\$7,500
Fork lift	2026	Sanitation	Vehicles and Wheeled Equipment	\$6,500
Four wheel drive truck	2026 - 2030	Beatrice Area Solid Waste Agency (BASWA)	Vehicles and Wheeled Equipment	\$42,500
Future Plant Improvements - WPC	2028 - 2031	WPC	Other Capital Improvements	\$13,350,000
Future Street Project	2027	Street	Concrete Reconstruction	\$1,000,000
Grit Construction	2026	WPC	Other Capital Improvements	\$3,900,000
Ground Water Monitoring Wells Install	2026	Beatrice Area Solid Waste Agency (BASWA)	Improvements Other than Building	\$135,000
Hannibal Park Ball Field Improvements	2026 - 2028	Public Properties	Other Capital Improvements	\$1,040,000
Hannibal Park Resurfacing of Tennis Courts	2030	Public Properties	Improvements Other than Building	\$85,000
Headworks Upgrade - WWTF	2028 - 2029	WPC	Building Improvements	\$1,350,000
Homestead Trail Extension	2027 - 2028	Public Properties	Other Capital Improvements	\$4,450,000

6.0 Capital Projects

Project Name	Years	Departments	Type	Total
Hoyt Street Reconstruction	2033	Street	Concrete Reconstruction	\$4,250,000
HWY 136 Reroute	2026 - 2030	Street	Concrete Reconstruction	\$21,400,000
HWY Reconstruction Projects	2028	Street	Concrete Reconstruction	\$860,000
Industrial By-pass Phase II	2028	WPC	Water & Sewer Replacements	\$600,000
Industrial Park Distribution Line Improvements	2026	Electric	Line Extension	\$551,000
IV Pumps	2028 - 2033	Ambulance EMS	Other Equipment	\$22,000
Jet A Fuel Facility	2031	Airport	Improvements Other than Building	\$1,000,000
Joint Training Facility	2028	Fire Administration	Building Improvements	\$900,000
Kubota UTV	2027	Patrol	Vehicles and Wheeled Equipment	\$24,600
Ladder Truck	2033	Suppression	Vehicles and Wheeled Equipment	\$2,000,000
Landfill Closure	2027 - 2029	Beatrice Area Solid Waste Agency (BASWA)	Improvements Other than Building	\$5,225,000
Lawnmower	2029	Airport	Vehicles and Wheeled Equipment	\$60,000
LED Lighting for Art Exhibits	2026	Public Properties	Building Improvements	\$6,000
Lift Station Evaluation Study	2028 - 2030	WPC	Lift Station Improvements	\$120,000
Lift Station Misc. Repairs	2026 - 2031	WPC	Lift Station Improvements	\$145,000
Lift Station No. 1	2027 - 2028	WPC	Lift Station Improvements	\$1,120,000
Lift Station No. 2	2029 - 2030	WPC	Lift Station Improvements	\$600,000
Lift Station No. 4	2028 - 2029	WPC	Lift Station Improvements	\$925,000
Lift Station No. 5	2028 - 2029	WPC	Lift Station Improvements	\$400,000
Lift Station No. 8	2030 - 2031	WPC	Lift Station Improvements	\$600,000
Light Fixture Improvements	2031 - 2033	Public Properties	Improvements Other than Building	\$107,000
Lights Along Trail by Elementary School	2027	Electric	Improvements Other than Building	\$137,000
Lincoln Street Reconstruction	2028 - 2029	Street	Concrete Reconstruction	\$13,000,000
Lower-Level Shelving	2030	Library	Other Equipment	\$15,000
Main Level Furniture	2032	Library	Other Capital Improvements	\$11,000
Maker Space Equipment	2028	Library	Computer Equipment	\$12,000
Manhole Rehab Projects	2026 - 2031	WPC	Other Capital Improvements	\$150,000
Market Street - Mill & Overlay	2028	Street	Mill & Overlay	\$425,000
Media AV Systems	2029	Library	Computer Equipment	\$10,000
Meraki Licensing Renewal	2029	Information Technology Services	Computer Software and Improvements	\$60,000

6.0 Capital Projects

Project Name	Years	Departments	Type	Total
Meters - Electric	2026 - 2033	Electric	Meters	\$480,000
Meters - Water	2026 - 2033	Water	Meters	\$560,000
Mini Excavator	2029	Street	Vehicles and Wheeled Equipment	\$90,000
Misc. Manhole Repairs	2026 - 2031	WPC	Other Capital Improvements	\$60,000
Misc. Sewer Main Extension	2026 - 2031	WPC	Water & Sewer Replacements	\$300,000
Mobile Command Post	2026	Communications	Building Improvements	\$350,000
Mobile Data Computer Notebooks	2026 - 2033	Ambulance EMS	Computer Equipment	\$101,000
Mosquito Fogger	2028	Street	Other Equipment	\$25,000
Mower - 72"	2028	WPC	Other Equipment	\$20,000
Mower - PP	2027 - 2032	Public Properties	Vehicles and Wheeled Equipment	\$166,000
New Construction Projects	2026 - 2027	Electric	Line Extension	\$338,828
New Customer Services	2026 - 2033	Electric	Other Capital Improvements	\$255,000
New K-9	2028	Patrol	Other Equipment	\$20,000
New Tower	2033	Communications	Other Equipment	\$300,000
New Underground Circuits	2026	Electric	Line Extension	\$212,530
New Visual on Fire Department Cameras	2031	Information Technology Services	Computer Software and Improvements	\$48,000
New Water Park	2028 - 2030	Public Properties	Other Capital Improvements	\$8,250,000
Nexlog Recorder	2026	Communications	Other Equipment	\$250,000
Other Public Property Improvements - Grant Dependent	2027	Public Properties	Other Capital Improvements	\$500,000
Paddock & Lincoln Development Street Construction	2026	Street	Concrete Reconstruction	\$1,496,631
Park Road Improvements	2031	Public Properties	Other Misc. Street Repairs	\$65,000
Personal Protective Equipment	2026 - 2033	Suppression	Other Equipment	\$348,000
Pickle Ball Court Resurfacing	2027 - 2033	Public Properties	Other Capital Improvements	\$72,000
Playground Improvements	2026 - 2032	Public Properties	Other Capital Improvements	\$1,220,000
Plotter - Large Size	2027	Electric	Other Equipment	\$10,000
Power Generation Facility	2026 - 2031	Electric	Improvements Other than Building	\$300,500,000
Power Pole Acquisition	2033	Electric	Line Extension	\$1,000,000
Primary Clarifier - Wier Washer Improvements	2026	WPC	Other Capital Improvements	\$20,000
Public Computers	2026	Library	Computer Equipment	\$11,000
Purchase Spreader Sprayer	2028	Public Properties	Other Equipment	\$16,000
Radio Communication Upgrade	2027	Ambulance EMS	Other Equipment	\$85,000
Radio Consoles	2026	Communications	Other Equipment	\$150,000
RBC Building - Bearing and Drive Units	2026 - 2027	WPC	Other Capital Improvements	\$50,000
Rebuild Existing Overhead Lines - South of river	2026 - 2031	Electric	Overhead & Underground	\$1,200,000

Project Name	Years	Departments	Type	Total
Recycling Trailers	2027 - 2030	Sanitation	Replacements Other Equipment	\$50,000
Relocation of Communication Equipment	2026	Communications	Improvements Other than Building	\$33,000
Replace Christmas Lights	2029	Public Properties	Building Improvements	\$100,000
Rifle Suppressors	2028 - 2029	Patrol	Other Equipment	\$16,000
Roll off truck	2026	Sanitation	Vehicles and Wheeled Equipment	\$265,000
Rubber Tire Loader	2027	Beatrice Area Solid Waste Agency (BASWA)	Other Equipment	\$155,000
Rubber Tire Loader w/ Grapple	2026	Street	Vehicles and Wheeled Equipment	\$215,000
Runway 14 & Runway 32 PAPI-2L	2026	Airport	Improvements Other than Building	\$382,000
Runway 18 & Runway 36 PAPI-2L	2026	Airport	Improvements Other than Building	\$384,000
Salt Barn Shop Improvements	2031	Street	Building Improvements	\$30,000
Sanitary Sewer - 24"	2028 - 2029	WPC	Water & Sewer Replacements	\$1,162,500
SANS Phishing & Security Awareness	2028 - 2031	Information Technology Services	Computer Equipment	\$36,000
Self-Contained Breathing Apparatus	2026 - 2033	Suppression	Other Equipment	\$355,000
Server Infrastructure	2026 - 2030	Information Technology Services	Computer Equipment	\$260,000
Service Trucks	2026 - 2033	Water	Vehicles and Wheeled Equipment	\$620,000
Sewer Main Lining Projects	2027 - 2031	WPC	Water & Sewer Replacements	\$600,000
Shop Building - WPC	2028	WPC	Building Improvements	\$375,000
Shop furniture	2027	Water	Other Capital Improvements	\$5,000
Skid Steer	2026	Water	Vehicles and Wheeled Equipment	\$65,000
Skid Steer - Attachments/Accessories	2026	Water	Other Equipment	\$30,000
Snow Plow	2031	Airport	Vehicles and Wheeled Equipment	\$150,000
Soccer Fields at YMCA	2028	Public Properties	Improvements Other than Building	\$150,000
SRT Equipment	2027 - 2028	Patrol	Other Equipment	\$25,000
Storm Sewer Reconstruction	2026 - 2033	Street	Storm Water Projects	\$400,000
street sweeper	2030	Street	Vehicles and Wheeled Equipment	\$365,000
Substation #2 Improvements	2026	Electric	Substation Improvements	\$1,012,000
Substation #7 Improvements	2026 - 2027	Electric	Substation Improvements	\$1,835,000
Substation #9 Improvements	2026	Electric	Substation Improvements	\$414,000
Substation Master Controls - Fiber Connection	2026	Electric	Other Equipment	\$114,000

6.0 Capital Projects

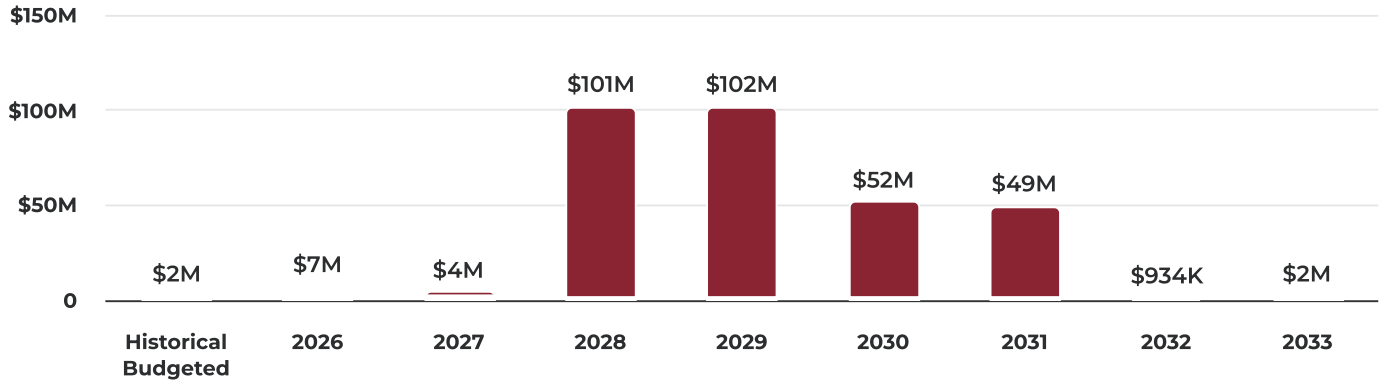
Project Name	Years	Departments	Type	Total
Survey Equipment	2026 - 2027	Electric	Other Equipment	\$45,000
T-Hangar and Taxilane Construction	2026	Airport	Building Improvements	\$2,552,000
Tension hoists and pulling equipment	2026	Electric	Other Equipment	\$28,000
Tools & Work Equipment	2026 - 2031	WPC	Other Equipment	\$60,000
Tools and Equipment	2026 - 2033	Water	Other Equipment	\$96,000
Trail Benches	2030 - 2033	Public Properties	Other Capital Improvements	\$56,000
Trail Concept Study from Hannibal Park to Mead Lumber	2028	Public Properties	Improvements Other than Building	\$45,000
Trail Crossing Enhancement	2026	Public Properties	Improvements Other than Building	\$10,000
Trailer - Shoring	2026	Water	Vehicles and Wheeled Equipment	\$10,000
Trailer - Tilt Deck	2026	Water	Vehicles and Wheeled Equipment	\$10,000
Training Props	2027	Suppression	Other Equipment	\$65,000
Transfer Switch for Generator at Police Department	2028	Public Properties	Building Improvements	\$20,000
Transformers - Electric	2026 - 2033	Electric	Transformers	\$2,250,000
Tributary 44 Retention Pond	2033	Street	Storm Water Projects	\$1,600,000
Truck Replacements	2026 - 2033	Electric	Vehicles and Wheeled Equipment	\$3,100,000
Truck Video Trailer	2028	WPC	Other Equipment	\$55,000
Tuckpoint and caulking Beatrice Public Library	2030	Public Properties	Building Improvements	\$150,000
Underground Cable Replacements	2026 - 2031	Electric	Overhead & Underground Replacements	\$390,000
UTV - PP	2027	Public Properties	Other Equipment	\$40,000
UV System Upgrade	2026 - 2027	WPC	Other Equipment	\$20,000
Vehicle - Ambulance	2026 - 2033	Ambulance EMS	Vehicles and Wheeled Equipment	\$1,950,000
Vehicle - CD	2028 - 2029	Community Development	Vehicles and Wheeled Equipment	\$90,000
Vehicle - Fire Department	2028 - 2033	Suppression	Vehicles and Wheeled Equipment	\$230,000
Vehicle - PD Admin	2029 - 2033	Police Administration	Vehicles and Wheeled Equipment	\$165,000
Vehicle - PD Patrol	2027 - 2032	Patrol	Vehicles and Wheeled Equipment	\$400,000
Vehicle - PP	2028 - 2033	Public Properties	Vehicles and Wheeled Equipment	\$153,000
Vehicle Replacement - Airport	2026	Airport	Vehicles and Wheeled Equipment	\$45,000
Ventulators	2029 - 2033	Ambulance EMS	Other Equipment	\$55,000
VFD and Other Electronics Replacements	2026 - 2033	Water	Other Capital Improvements	\$162,000
Water Main Replacement - Open Account	2026 - 2033	Water	Water & Sewer Replacements	\$200,000

6.0 Capital Projects

Project Name	Years	Departments	Type	Total
Well Construction/Drilling at New Farm	2026 - 2030	Water	Other Capital Improvements	\$700,000
Well Rehab	2026 - 2033	Water	Water & Sewer Replacements	\$440,000
Wellfield Road Maintenance	2026 - 2033	Water	Other Misc. Street Repairs	\$110,000
Wind Fences	2027 - 2032	Beatrice Area Solid Waste Agency (BASWA)	Improvements Other than Building	\$30,000
Windows at Police Department	2027 - 2029	Public Properties	Building Improvements	\$16,000
WM - 6" - 3rd & 4th, Ames & Perkins	2028	Water	Water & Sewer Replacements	\$350,000
WM - 6" - Florence Ave & 6th	2027	Water	Water & Sewer Replacements	\$120,000
WM - 6" - Hayes to High	2026	Water	Water & Sewer Replacements	\$60,000
WM - 6" - Helen, Grace, & Miliken	2027	Water	Water & Sewer Replacements	\$300,000
WM - 8" - N 7th	2026	Water	Water & Sewer Replacements	\$180,000
WM Replacements - 2029-2033	2029 - 2033	Water	Water & Sewer Replacements	\$1,750,000
work trucks	2028	Street	Vehicles and Wheeled Equipment	\$90,000

Electric

FY26 - FY33 Electric Projects (including Historical Budgeted)



Power Generation Facility	\$300,500,000	94.21%
Truck Replacements	\$3,100,000	0.97%
12.5Kv Conversion	\$3,000,000	0.94%
Transformers - Electric	\$2,650,000	0.83%
Substation #7 Improvements	\$1,835,000	0.58%
Rebuild Existing Overhead Lines - South of river	\$1,200,000	0.38%
Substation #2 Improvements	\$1,012,000	0.32%
Power Pole Acquisition	\$1,000,000	0.31%
Additional Substation Improvements	\$750,000	0.24%
Meters - Electric	\$570,000	0.18%
Industrial Park Distribution Line Improvements	\$551,000	0.17%
Underground Cable Replacements	\$520,000	0.16%
New Construction Projects	\$458,828	0.14%
New Underground Circuits	\$422,530	0.13%
Substation #9 Improvements	\$414,000	0.13%
New Customer Services	\$311,000	0.10%
Building Improvements to Service Center	\$300,000	0.09%
Lights Along Trail by Elementary School	\$137,000	0.04%
Substation Master Controls - Fiber Connection	\$114,000	0.04%
Survey Equipment	\$65,000	0.02%
Aerial Photo	\$30,000	0.01%
Tension hoists and pulling equipment	\$28,000	0.01%
Plotter - Large Size	\$10,000	0.00%

Summary of Requests

Category	Historical Budgeted	FY2026	FY2027	FY2028	FY2029	FY2030	FY2031	FY2032	FY2033	Total
Power Generation Facility	\$0	\$1,000,000	\$2,000,000	\$100,000,000	\$100,000,000	\$50,000,000	\$47,500,000	\$0	\$0	\$300,500,000
Truck Replacements	\$0	\$730,000	\$230,000	\$450,000	\$410,000	\$410,000	\$600,000	\$130,000	\$140,000	\$3,100,000
12.5Kv Conversion	\$600,000	\$300,000	\$300,000	\$300,000	\$300,000	\$300,000	\$300,000	\$300,000	\$300,000	\$3,000,000

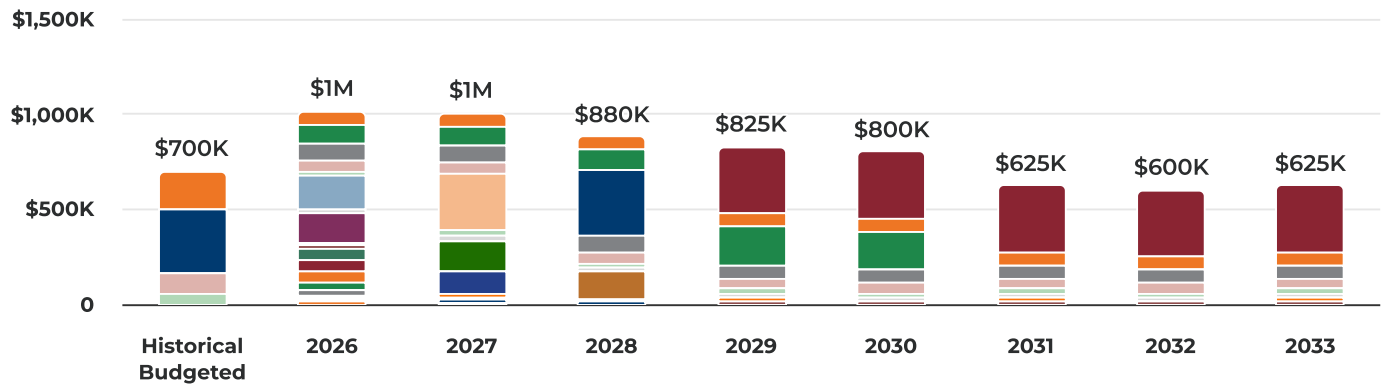


6.6 Electric

Category	Historical Budgeted	FY2026	FY2027	FY2028	FY2029	FY2030	FY2031	FY2032	FY2033	Total
Transformers - Electric	\$400,000	\$250,000	\$250,000	\$250,000	\$300,000	\$300,000	\$300,000	\$300,000	\$300,000	\$2,650,000
Substation #7 Improvements	\$0	\$1,280,000	\$555,000	\$0	\$0	\$0	\$0	\$0	\$0	\$1,835,000
Rebuild Existing Overhead Lines - South of river	\$0	\$150,000	\$150,000	\$150,000	\$250,000	\$250,000	\$250,000	\$0	\$0	\$1,200,000
Substation #2 Improvements	\$0	\$1,012,000	\$0	\$0	\$0	\$0	\$0	\$0	\$0	\$1,012,000
Power Pole Acquisition	\$0	\$0	\$0	\$0	\$0	\$0	\$0	\$0	\$1,000,000	\$1,000,000
Additional Substation Improvements	\$120,000	\$75,000	\$75,000	\$80,000	\$80,000	\$80,000	\$80,000	\$80,000	\$80,000	\$750,000
Meters - Electric	\$90,000	\$60,000	\$60,000	\$60,000	\$60,000	\$60,000	\$60,000	\$60,000	\$60,000	\$570,000
Industrial Park Distribution Line Improvements	\$0	\$551,000	\$0	\$0	\$0	\$0	\$0	\$0	\$0	\$551,000
Underground Cable Replacements	\$130,000	\$65,000	\$65,000	\$65,000	\$65,000	\$65,000	\$65,000	\$0	\$0	\$520,000
New Construction Projects	\$120,000	\$253,828	\$85,000	\$0	\$0	\$0	\$0	\$0	\$0	\$458,828
New Underground Circuits	\$210,000	\$212,530	\$0	\$0	\$0	\$0	\$0	\$0	\$0	\$422,530
Substation #9 Improvements	\$0	\$414,000	\$0	\$0	\$0	\$0	\$0	\$0	\$0	\$414,000
New Customer Services	\$56,000	\$29,000	\$30,000	\$30,000	\$32,000	\$32,000	\$34,000	\$34,000	\$34,000	\$311,000
Building Improvements to Service Center	\$60,000	\$30,000	\$30,000	\$30,000	\$30,000	\$30,000	\$30,000	\$30,000	\$30,000	\$300,000
Lights Along Trail by Elementary School	\$0	\$0	\$137,000	\$0	\$0	\$0	\$0	\$0	\$0	\$137,000
Substation Master Controls - Fiber Connection	\$0	\$114,000	\$0	\$0	\$0	\$0	\$0	\$0	\$0	\$114,000
Survey Equipment	\$20,000	\$25,000	\$20,000	\$0	\$0	\$0	\$0	\$0	\$0	\$65,000
Aerial Photo	\$0	\$0	\$0	\$30,000	\$0	\$0	\$0	\$0	\$0	\$30,000
Tension hoists and pulling equipment	\$0	\$28,000	\$0	\$0	\$0	\$0	\$0	\$0	\$0	\$28,000
Plotter - Large Size	\$0	\$0	\$10,000	\$0	\$0	\$0	\$0	\$0	\$0	\$10,000
Total Summary of Requests	\$1,806,000	\$6,579,358	\$3,997,000	\$101,445,000	\$101,527,000	\$51,527,000	\$49,219,000	\$934,000	\$1,944,000	\$318,978,358

Water

FY26 - FY33 Water Projects (including Historical Budgeted)



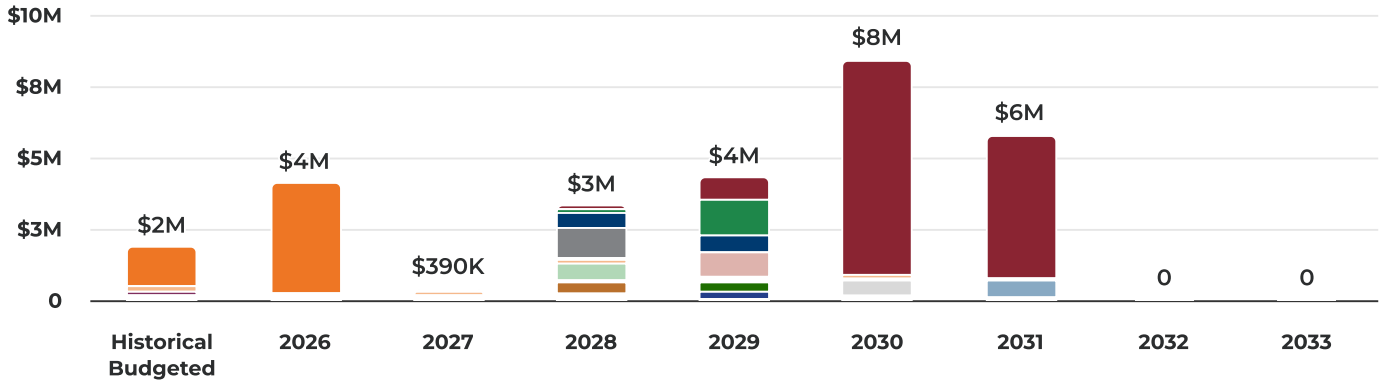
WM Replacements - 2029-2033	\$1,750,000	24.74%
Meters - Water	\$760,000	10.75%
Well Construction/Drilling at New Farm	\$700,000	9.90%
WM - 6" - 3rd & 4th, Ames & Perkins	\$690,000	9.76%
Service Trucks	\$620,000	8.77%
Well Rehab	\$550,000	7.78%
WM - 6" - Helen, Grace, & Miliken	\$300,000	4.24%
Water Main Replacement - Open Account	\$250,000	3.53%
WM - 8" - N 7th	\$180,000	2.54%
VFD and Other Electronics Replacements	\$162,000	2.29%
Dump Truck - Water	\$160,000	2.26%
Control Valve at Wellfield	\$150,000	2.12%
Backhoe - Water	\$145,000	2.05%
WM - 6" - Florence Ave & 6th	\$120,000	1.70%
Wellfield Road Maintenance	\$110,000	1.56%
Tools and Equipment	\$96,000	1.36%
Skid Steer	\$65,000	0.92%
24" Valve at Farm Wells	\$60,000	0.85%
WM - 6" - Hayes to High	\$60,000	0.85%
Chlorine Building	\$40,000	0.57%
Fence Around Reservoirs	\$30,000	0.42%
Skid Steer - Attachments/Accessories	\$30,000	0.42%
Fiber to Well Houses	\$10,000	0.14%
Trailer - Shoring	\$10,000	0.14%
Trailer - Tilt Deck	\$10,000	0.14%
Crane Truck - Water	\$10,000	0.14%
Shop furniture	\$5,000	0.07%

Summary of Requests

Category	Historical Budgeted	FY2026	FY2027	FY2028	FY2029	FY2030	FY2031	FY2032	FY2033	Total
WM Replacements - 2029-2033	\$0	\$0	\$0	\$0	\$350,000	\$350,000	\$350,000	\$350,000	\$350,000	\$1,750,000
Meters - Water	\$200,000	\$70,000	\$70,000	\$70,000	\$70,000	\$70,000	\$70,000	\$70,000	\$70,000	\$760,000
Well Construction/Drilling at New Farm	\$0	\$100,000	\$100,000	\$100,000	\$200,000	\$200,000	\$0	\$0	\$0	\$700,000
WM - 6" - 3rd & 4th, Ames & Perkins	\$340,000	\$0	\$0	\$350,000	\$0	\$0	\$0	\$0	\$0	\$690,000
Service Trucks	\$0	\$90,000	\$90,000	\$90,000	\$70,000	\$70,000	\$70,000	\$70,000	\$70,000	\$620,000
Well Rehab	\$110,000	\$55,000	\$55,000	\$55,000	\$55,000	\$55,000	\$55,000	\$55,000	\$55,000	\$550,000
WM - 6" - Helen, Grace, & Miliken	\$0	\$0	\$300,000	\$0	\$0	\$0	\$0	\$0	\$0	\$300,000
Water Main Replacement - Open Account	\$50,000	\$25,000	\$25,000	\$25,000	\$25,000	\$25,000	\$25,000	\$25,000	\$25,000	\$250,000
WM - 8" - N 7th	\$0	\$180,000	\$0	\$0	\$0	\$0	\$0	\$0	\$0	\$180,000
VFD and Other Electronics Replacements	\$0	\$18,000	\$36,000	\$18,000	\$18,000	\$18,000	\$18,000	\$18,000	\$18,000	\$162,000
Dump Truck - Water	\$0	\$160,000	\$0	\$0	\$0	\$0	\$0	\$0	\$0	\$160,000
Control Valve at Wellfield	\$0	\$0	\$150,000	\$0	\$0	\$0	\$0	\$0	\$0	\$150,000
Backhoe - Water	\$0	\$0	\$0	\$145,000	\$0	\$0	\$0	\$0	\$0	\$145,000
WM - 6" - Florence Ave & 6th	\$0	\$0	\$120,000	\$0	\$0	\$0	\$0	\$0	\$0	\$120,000
Wellfield Road Maintenance	\$0	\$10,000	\$25,000	\$0	\$25,000	\$0	\$25,000	\$0	\$25,000	\$110,000
Tools and Equipment	\$0	\$12,000	\$12,000	\$12,000	\$12,000	\$12,000	\$12,000	\$12,000	\$12,000	\$96,000
Skid Steer	\$0	\$65,000	\$0	\$0	\$0	\$0	\$0	\$0	\$0	\$65,000
24" Valve at Farm Wells	\$0	\$60,000	\$0	\$0	\$0	\$0	\$0	\$0	\$0	\$60,000
WM - 6" - Hayes to High	\$0	\$60,000	\$0	\$0	\$0	\$0	\$0	\$0	\$0	\$60,000
Chlorine Building	\$0	\$40,000	\$0	\$0	\$0	\$0	\$0	\$0	\$0	\$40,000
Fence Around Reservoirs	\$0	\$0	\$15,000	\$15,000	\$0	\$0	\$0	\$0	\$0	\$30,000
Skid Steer - Attachments/Accessories	\$0	\$30,000	\$0	\$0	\$0	\$0	\$0	\$0	\$0	\$30,000
Fiber to Well Houses	\$0	\$10,000	\$0	\$0	\$0	\$0	\$0	\$0	\$0	\$10,000
Trailer - Shoring	\$0	\$10,000	\$0	\$0	\$0	\$0	\$0	\$0	\$0	\$10,000
Trailer - Tilt Deck	\$0	\$10,000	\$0	\$0	\$0	\$0	\$0	\$0	\$0	\$10,000
Crane Truck - Water	\$0	\$10,000	\$0	\$0	\$0	\$0	\$0	\$0	\$0	\$10,000
Shop furniture	\$0	\$0	\$5,000	\$0	\$0	\$0	\$0	\$0	\$0	\$5,000
Total Summary of Requests	\$700,000	\$1,015,000	\$1,003,000	\$880,000	\$825,000	\$800,000	\$625,000	\$600,000	\$625,000	\$7,073,000

WPC

FY26 - FY33 WPC Projects (including Historical Budgeted)



● Future Plant Improvements - WPC	\$13,350,000	47.52%
● Grit Construction	\$5,267,500	18.75%
● Headworks Upgrade - WWTF	\$1,350,000	4.81%
● Sanitary Sewer - 24"	\$1,162,500	4.14%
● Lift Station No. 1	\$1,120,000	3.99%
● Lift Station No. 4	\$925,000	3.29%
● Sewer Main Lining Projects	\$800,000	2.85%
● Industrial By-pass Phase II	\$600,000	2.14%
● Lift Station No. 8	\$600,000	2.14%
● Lift Station No. 2	\$600,000	2.14%
● Misc. Sewer Main Extension	\$400,000	1.42%
● Lift Station No. 5	\$400,000	1.42%
● Shop Building - WPC	\$375,000	1.33%
● Dump Truck - WPC	\$220,000	0.78%
● Lift Station Misc. Repairs	\$205,000	0.73%
● Manhole Rehab Projects	\$200,000	0.71%
● Lift Station Evaluation Study	\$120,000	0.43%
● Misc. Manhole Repairs	\$90,000	0.32%
● RBC Building - Bearing and Drive Units	\$87,500	0.31%
● Tools & Work Equipment	\$70,000	0.25%
● Truck Video Trailer	\$55,000	0.20%
● Bio Solids - Pump Room Dewatering	\$35,000	0.12%
● Primary Clarifier - Wier Washer	\$20,000	0.07%
● Improvements		
● UV System Upgrade	\$20,000	0.07%
● Mower - 72"	\$20,000	0.07%

Summary of Requests

Category	Historical Budgeted	FY2026	FY2027	FY2028	FY2029	FY2030	FY2031	FY2032	FY2033	Total
Future Plant Improvements - WPC	\$0	\$0	\$0	\$100,000	\$750,000	\$7,500,000	\$5,000,000	\$0	\$0	\$13,350,000
Grit Construction	\$1,367,500	\$3,900,000	\$0	\$0	\$0	\$0	\$0	\$0	\$0	\$5,267,500



Category	Historical Budgeted	FY2026	FY2027	FY2028	FY2029	FY2030	FY2031	FY2032	FY2033	Total
Headworks Upgrade - WWTF	\$0	\$0	\$0	\$100,000	\$1,250,000	\$0	\$0	\$0	\$0	\$1,350,000
Sanitary Sewer - 24"	\$0	\$0	\$0	\$581,250	\$581,250	\$0	\$0	\$0	\$0	\$1,162,500
Lift Station No. 1	\$0	\$0	\$120,000	\$1,000,000	\$0	\$0	\$0	\$0	\$0	\$1,120,000
Lift Station No. 4	\$0	\$0	\$0	\$75,000	\$850,000	\$0	\$0	\$0	\$0	\$925,000
Sewer Main Lining Projects	\$200,000	\$0	\$120,000	\$120,000	\$120,000	\$120,000	\$120,000	\$0	\$0	\$800,000
Industrial By-pass Phase II	\$0	\$0	\$0	\$600,000	\$0	\$0	\$0	\$0	\$0	\$600,000
Lift Station No. 8	\$0	\$0	\$0	\$0	\$0	\$50,000	\$550,000	\$0	\$0	\$600,000
Lift Station No. 2	\$0	\$0	\$0	\$0	\$50,000	\$550,000	\$0	\$0	\$0	\$600,000
Misc. Sewer Main Extension	\$100,000	\$50,000	\$50,000	\$50,000	\$50,000	\$50,000	\$50,000	\$0	\$0	\$400,000
Lift Station No. 5	\$0	\$0	\$0	\$50,000	\$350,000	\$0	\$0	\$0	\$0	\$400,000
Shop Building - WPC	\$0	\$0	\$0	\$375,000	\$0	\$0	\$0	\$0	\$0	\$375,000
Dump Truck - WPC	\$0	\$0	\$0	\$0	\$220,000	\$0	\$0	\$0	\$0	\$220,000
Lift Station Misc. Repairs	\$60,000	\$35,000	\$35,000	\$25,000	\$20,000	\$15,000	\$15,000	\$0	\$0	\$205,000
Manhole Rehab Projects	\$50,000	\$25,000	\$25,000	\$25,000	\$25,000	\$25,000	\$25,000	\$0	\$0	\$200,000
Lift Station Evaluation Study	\$0	\$0	\$0	\$60,000	\$0	\$60,000	\$0	\$0	\$0	\$120,000
Misc. Manhole Repairs	\$30,000	\$10,000	\$10,000	\$10,000	\$10,000	\$10,000	\$10,000	\$0	\$0	\$90,000
RBC Building - Bearing and Drive Units	\$37,500	\$40,000	\$10,000	\$0	\$0	\$0	\$0	\$0	\$0	\$87,500
Tools & Work Equipment	\$10,000	\$10,000	\$10,000	\$10,000	\$10,000	\$10,000	\$10,000	\$0	\$0	\$70,000
Truck Video Trailer	\$0	\$0	\$0	\$55,000	\$0	\$0	\$0	\$0	\$0	\$55,000
Bio Solids - Pump Room Dewatering	\$0	\$0	\$0	\$35,000	\$0	\$0	\$0	\$0	\$0	\$35,000
Primary Clarifier - Wier Washer Improvements	\$0	\$20,000	\$0	\$0	\$0	\$0	\$0	\$0	\$0	\$20,000
UV System Upgrade	\$0	\$10,000	\$10,000	\$0	\$0	\$0	\$0	\$0	\$0	\$20,000
Mower - 72"	\$0	\$0	\$0	\$20,000	\$0	\$0	\$0	\$0	\$0	\$20,000
Total Summary of Requests	\$1,855,000	\$4,100,000	\$390,000	\$3,291,250	\$4,286,250	\$8,390,000	\$5,780,000	\$0	\$0	\$28,092,500