

GOODHUE COUNTY EDUCATION DISTRICT BOARD AGENDA

Wednesday, November 3, 2021 at 7:00 PM

River Bluff Education Center, Red Wing

395 Guernsey Ln

Red Wing, MN 55066

AGENDA

- I. **Call to Order/Adoption of Agenda:**
- II. **Consent Agenda:**
 - A. Approval of September 23, 2021, Minutes

2

**GOODHUE COUNTY EDUCATION DISTRICT BOARD
MINUTES**

Thursday, September 23, 2021 at 7:00 PM
River Bluff Education Center, Red Wing
395 Guernsey Ln
Red Wing, MN 55066

Present: H. Tauer; J. Wendt; K. Anderson; J. Thomforde, Alt; D. Balow; C. Johnson; J. Paradis

Absent: K. Lochner

- I. Call to Order/Adoption of Agenda:** D. Balow called the meeting to order. J. Wendt motioned to adopt the agenda. H. Tauer seconded, motion carried.
- II. Consent Agenda:** K. Anderson motioned to approve the consent agenda. J. Thomforde seconded, motion carried.
 - A. Approval of August 26, 2021 Minutes
 - B. Approval of Claims: Holly Tauer (please come in 15 minutes early to review the claims.)
 - C. Staff Updates:
 1. **Resignations:** *Madeline Green, SLP-RW/SES*
 2. **New Hire:** *Ashlyn Werner, SLP-RW; Sarah Nygaard, EC Paraprofessional - ZM; Stacey Hauschildt, SPED Teacher - 5RO effective immediately*
 3. **Transfers:**
 4. **Re-assignment:**

- III. Public Comment:** Public comment for school board meetings may be made in person on the day of the scheduled meeting. This is an opportunity for parents, students and employees of the Education District to address the board. You must sign up in person at the board meeting. Members of the public will address their remarks with civility and respect. After being recognized by the chair, each individual will identify themselves and the group they represent, if any. Please state your reason for addressing the board. To ensure that all individuals have a chance to speak, speakers will be limited to one, three-minute presentation. This is not a time to debate an issue, but for the board to hear your comments. Public comment is not available at work sessions or closed sessions of the school board.

The Minnesota Government Data Practices Act prohibits comment about specific student or staff matters, even without naming them, in open session. This includes the public comment portion of our meeting. The board respects and values input, but when it relates to a specific student, staff or to a specific matter, such input must be heard by the appropriate personnel, such as the building principal or executive director, and not during an open meeting of the school board.

IV. Reports and Communication:

- A. Business Manager Report: J. Paradis presented the Business Managers Report. **Budget 2020-21 as of 6/30/21** This is the third look at 6/30/21. We have earned \$24,688,656 or 180.67% of the revised revenue budget. Without the COP proceeds, we have received \$11,266,653 which is 82.45% of the revised budget. We have expended \$13,619,926 or 97.93% of the revised expense budget. There are many receivables and payables yet to be recognized before the 2020-21 audit is final. There are still a few items pending from member districts on the expenses end and then audit prep entries to be made. Our audit is scheduled for Oct 5-6. **Cash Flow:** We are not looking at a cash flow shortage for 21-22. **Aug Bank Rec:** For your information.
- B. COVID-19 Updates: C. Johnson provided an update on COVID-19, the MDH update from last week and the current CDC prevention strategies. Currently we have three positive student cases and 12 on quarantine. C. Johnson also shared the OCR update on masking and students with disabilities.
- C. COVID-19 Healthcare Emergency Temporary Standard: C. Johnson shared that the U.S. Department of Labor's Occupational Safety and Health Administration (OSHA) has issued an emergency temporary standard (ETS) to protect healthcare workers from contracting coronavirus. The standard focuses on healthcare workers most likely to have contact with someone infected with the virus. OSHA announced the new standard alongside new general industry guidance, both of which are aligned with Centers for Disease Control and Prevention guidance. The ETS establishes new requirements for settings where employees provide healthcare or health care support services, including schools. OSHA will update the standard, if necessary, to align with CDC guidelines and changes in the pandemic.
- D. COVID-19 OSHA ETS for Vaccinations and Testing: C. Johnson shared President Biden's executive order that businesses with at least 100 employees may soon be required to mandate that employees get

vaccinated against the coronavirus or submit to weekly testing. Employers are still waiting for the Occupational Safety and Health Administration (OSHA) to issue an emergency temporary standard (ETS), and some key questions have yet to be answered. The ETS is expected this fall.

- E. 5RO Report: Kim Cory presented an update on 5RO programming. As of 9/22 there were 183 students, 143 FT and 40 PT. K-6 is providing synchronous & asynchronous learning. K-6 is split into 3 multi-age classrooms. 7-12 is asynchronous learning. J. Paradis presented how the funding for 5RO flows between the members and GCED. C. Johnson presented a list of needs for consideration. - 1.0 School Counselor, 1.0 Social Worker, 1.0 Special Education Coordinator, 1.0 MARSS and EL support. H. Tauer motioned to approve the addition of up to 4.5 FTE to 5RO. J. Wendt seconded, motion carried.

V. Old Business:

- A. 2021-22 Staffing Update: C. Johnson presented a request for consideration of posting for 1.0 Special Education Teacher. If the need surpasses serving 20 students over a three week period and is likely to continue, a second 1.0 Special Education Teacher to service students in quarantine or isolation. K. Anderson motioned to approve the posting of a 1.0 Special Education Teacher. D. Balow seconded, motion carried.

VI. New Business:

- A. Pathways Middle Level ALC: C. Johnson presented The Pathways Middle Level ALC, a grade 6 & 7 school within a school program is relocating. Details and lease agreement will be presented. This program began in the fall of 2013. Until the fall of 2020, this program operated as a school within a school at Twin Bluff School in Red Wing. In the fall of 2021, with the need to create greater physical distancing at the elementary level in Red Wing, Twin Bluff morphed from a grade 5-7 center to a grade K-6 school with 7th graders moving up to Red Wing High School (RWHS). During the 2020-21 school year, Pathways served grade 7 at RWHS. The 6th grade program will be located at Burnside and 7th grade at RWHS. The teacher will split his day between the 2 programs. H. Tauer motioned to approve the revised lease. J. Wendt seconded, motion carried.
- B. Provision of Online and Blended Learning Agreement: C. Johnson presented the provision for online and blended learning. Members can use the umbrella of 5RO to ensure they can provide distance learning if needed due to quarantine.
- C. EDIAM: C. Johnson explained that The Minnesota Department of Education (MDE), Professional Educator Licensing Standards Board (PELSB), and Office of Higher Education (OHE) require annual designation of an Identified Official with Authority (IOwA) for each local educational agency that uses the Education Identity and Access Management (EDIAM) system. The IOwA is responsible for authorizing, reviewing, and recertifying user access for their local educational agency in accordance with the State of Minnesota Enterprise Identity and Access Management Standard, which states that all user access rights to Minnesota state systems must be reviewed and recertified at least annually. The IOwA will authorize user access to State of Minnesota Education secure systems in accordance with the user's assigned job duties, and will revoke that user's access when it is no longer needed to perform their job duties. J. Wendt motioned to approve Cherie Johnson as the IOwA for GCED. K. Anderson seconded, motion carried by roll call vote.

VII. Other:

VIII. Comments: Board/Director

IX. Next Meeting Date: Wednesday, November 10, 2021 at 7:00 PM at the River Bluff Education Center in Red Wing. Rescheduled to Wednesday, November 3, 2021 at 7:00 PM at River Bluff Education Center in Red Wing.

X. Adjournment: K. Anderson motioned to adjourn. J. Thomforde seconded, motion carried.

Goodhue County Ed District Payment Reg by Bank and Check

Bank	Batch	Pmt No	Check No	Pay Type	Grp Code	Rcd	Vendor	Tax Class	Print	Recon	Void	Pay/Void Date	Amount
MERC		35957		Wire	1	2216	KWIK TRIP EXTENDED NETWORK		No	Yes	No	09/23/2021	325.43
MERC		35958		Wire	1	3232	ENTERPRISE FM TRUST		No	Yes	No	09/23/2021	2,441.33
MERC		35962		Wire	1	04060	PERA-PUBLIC EMPLOYEES RETIREMT		No	No	No	09/30/2021	6,628.35
MERC		35963		Wire	1	04062	MN TEACHERS RETIREMENT ASSOC		No	No	No	09/30/2021	42,026.03
MERC		35964		Wire	1	2284	E. B. C., LLC /ACS		No	No	No	09/30/2021	14,425.45
MERC		35965		Wire	1	2392	US Dept of Treasury		No	Yes	No	09/30/2021	70,027.33
MERC		35966		Wire	1	2396	MN Dept of Revenue		No	No	No	09/30/2021	11,833.18
MERC		35967		Wire	1	2501	Merchants Bank		No	Yes	No	09/30/2021	2,210.51
MERC		36024		Wire	1	1280	DELTA DENTAL PLAN OF MN		No	No	No	09/30/2021	5,963.70
MERC		36025		Wire	1	2216	KWIK TRIP EXTENDED NETWORK		No	No	No	10/07/2021	451.68
MERC		36026		Wire	1	2284	E. B. C., LLC /ACS		No	No	No	10/07/2021	125.00
MERC		36030		Wire	1	04060	PERA-PUBLIC EMPLOYEES RETIREMT		No	No	No	10/15/2021	6,814.88
MERC		36031		Wire	1	04062	MN TEACHERS RETIREMENT ASSOC		No	No	No	10/15/2021	41,118.93
MERC		36032		Wire	1	2284	E. B. C., LLC /ACS		No	No	No	10/15/2021	14,199.97
MERC		36033		Wire	1	2392	US Dept of Treasury		No	No	No	10/15/2021	69,469.57
MERC		36034		Wire	1	2396	MN Dept of Revenue		No	No	No	10/15/2021	11,651.53
MERC		36035		Wire	1	2501	Merchants Bank		No	No	No	10/15/2021	2,410.51
MERC		36067		Wire	1	2216	KWIK TRIP EXTENDED NETWORK		No	No	No	10/20/2021	487.07
MERC		36068		Wire	1	3232	ENTERPRISE FM TRUST		No	No	No	10/20/2021	2,710.40
MERC		36069		Wire	1	04060	PERA-PUBLIC EMPLOYEES RETIREMT		No	No	No	10/28/2021	6,773.65
MERC		36070		Wire	1	04062	MN TEACHERS RETIREMENT ASSOC		No	No	No	10/28/2021	41,432.40
MERC		36071		Wire	1	2284	E. B. C., LLC /ACS		No	No	No	10/28/2021	14,199.97
MERC		36072		Wire	1	2392	US Dept of Treasury		No	No	No	10/28/2021	69,296.90
MERC		36073		Wire	1	2396	MN Dept of Revenue		No	No	No	10/28/2021	11,658.31
MERC		36074		Wire	1	2501	Merchants Bank		No	No	No	10/28/2021	2,410.51
MERC		35952	19442	Check	1	3415	AMAZON CAPITAL SERVICES		Yes	Yes	No	09/23/2021	193.10
MERC		35951	19443	Check	1	3347	ASL INTERPRETING SERVICES, INC		Yes	Yes	No	09/23/2021	202.50
MERC		35956	19444	Check	1	3525	CONTEXTUAL LEARNING CONCEPTS, I		Yes	No	No	09/23/2021	1,695.00
MERC		35949	19445	Check	1	3297	DEL CARMEN POSADA JARAMILLO, MA Ind/Sole Proprietor		Yes	Yes	No	09/23/2021	240.21
MERC		35944	19446	Check	1	2871	EMC Insurance Companies		Yes	Yes	No	09/23/2021	12,421.48
MERC		35947	19447	Check	1	3126	FERNBROOK FAMILY CENTER		Yes	No	No	09/23/2021	978.76
MERC		35930	19448	Check	1	01904	GOODHUE PUBLIC SCHOOL		Yes	No	No	09/23/2021	6,960.50
MERC		35946	19449	Check	1	3108	GOVERNMENT LEASING & FINANCE, IN		Yes	Yes	No	09/23/2021	39,979.82
MERC		35935	19450	Check	1	09162	HILLYARD FLOOR CARE SUPPLY		Yes	Yes	No	09/23/2021	209.36
MERC		35943	19451	Check	1	2780	HOUGHTON MIFFLIN HARCOURT PUBL		Yes	Yes	No	09/23/2021	2,231.23
MERC		35937	19452	Check	1	2174	INNOVATIVE OFFICE SOLUTIONS		Yes	Yes	No	09/23/2021	162.46
MERC		35939	19453	Check	1	2435	LEARNING A-Z		Yes	No	No	09/23/2021	216.00
MERC		35932	19454	Check	1	02672	METRO SALES, INC.		Yes	Yes	No	09/23/2021	225.65
MERC		35942	19455	Check	1	2711	MN PEIP		Yes	Yes	No	09/23/2021	72,362.46

Goodhue County Ed District Payment Reg by Bank and Check

Bank	Batch	Pmt No	Check No	Pay Type	Grp Code	Rcd	Vendor	Tax Class	Print	Recon	Void	Pay/Void Date	Amount
MERC		35931	19456	Check	1	02620	MSBA		Yes	No	No	09/23/2021	60.00
MERC		35954	19457	Check	1	3523	QUAVERED	S Corporation	Yes	Yes	No	09/23/2021	2,520.00
MERC		35936	19458	Check	1	09307	RED WING FAMILY YMCA		Yes	No	No	09/23/2021	960.00
MERC		35934	19459	Check	1	09129	RED WING IND SCHOOL DIST 256		Yes	Yes	No	09/23/2021	2,258.00
MERC		35955	19460	Check	1	3524	RED WING YOUTH BASEBALL ASSOCI/		Yes	No	No	09/23/2021	108.00
MERC		35953	19461	Check	1	3434	SCHOLASTIC		Yes	Yes	No	09/23/2021	328.46
MERC		35950	19462	Check	1	3339	SOLOPROTECT		Yes	Yes	No	09/23/2021	5,760.00
MERC		35933	19463	Check	1	03977	SOUTHEAST SERVICE COOPERATIVE		Yes	Yes	No	09/23/2021	250.00
MERC		35940	19464	Check	1	2585	TEACHERS ON CALL		Yes	Yes	No	09/23/2021	127.00
MERC		35948	19465	Check	1	3130	DARULA, ADRIANA		Yes	No	Yes	09/23/2021	35.01
MERC		35948	19465	Check	1	3130	DARULA, ADRIANA		Yes	No	Yes	10/13/2021	(35.01)
MERC		35945	19466	Check	1	3011	U.S. BANK EQUIPMENT FINANCE		Yes	Yes	No	09/23/2021	290.00
MERC		35938	19467	Check	1	2303	WABASHA-KELLOGG PUBLIC SCHOOL		Yes	No	No	09/23/2021	815.02
MERC		35941	19468	Check	1	2591	WINSOR LEARNING, INC		Yes	Yes	No	09/23/2021	3,009.00
MERC		35960	19469	Check	1	1984	E. B. C., LLC/Flex		Yes	No	No	09/30/2021	828.07
MERC		35959	19470	Check	1	09118	EDUCATION MN - GCED		Yes	No	No	09/30/2021	2,831.07
MERC		35961	19471	Check	1	3235	Goodhue Co Ed Dist Paraprofessional Unic		Yes	No	No	09/30/2021	180.27
MERC		36007	19472	Check	1	3415	AMAZON CAPITAL SERVICES		Yes	No	No	10/07/2021	790.73
MERC		35990	19473	Check	1	2898	ANDERSON, STACEY		Yes	No	No	10/07/2021	56.05
MERC		35978	19474	Check	1	09427	ARENDDT, RENE		Yes	No	No	10/07/2021	178.08
MERC		36005	19475	Check	1	3347	ASL INTERPRETING SERVICES, INC		Yes	No	No	10/07/2021	1,875.00
MERC		35981	19476	Check	1	1497	BODENHAMER, SUSAN		Yes	No	No	10/07/2021	145.38
MERC		36006	19477	Check	1	3360	BOLDUAN, NICOLE		Yes	No	No	10/07/2021	97.44
MERC		36000	19478	Check	1	3277	BOOTH, LYNN		Yes	No	No	10/07/2021	269.25
MERC		35999	19479	Check	1	3249	BUCHAL, AMY		Yes	No	No	10/07/2021	81.76
MERC		36018	19480	Check	1	3527	BUCKINGHAM, GWEN		Yes	No	No	10/07/2021	26.88
MERC		36016	19481	Check	1	3505	CAPITAL ONE		Yes	No	No	10/07/2021	186.74
MERC		36004	19482	Check	1	3335	CARLSON, MEGAN		Yes	No	No	10/07/2021	46.48
MERC		36003	19483	Check	1	3329	CHASE CARD SERVICES		Yes	No	No	10/07/2021	11,119.87
MERC		35985	19484	Check	1	2362	CHATFIELD PUBLIC SCHOOLS		Yes	No	No	10/07/2021	900.00
MERC		35970	19485	Check	1	00433	CITY OF RED WING		Yes	No	No	10/07/2021	469.26
MERC		35996	19486	Check	1	3130	DARULA, ADRIANA		Yes	No	No	10/07/2021	11.76
MERC		35984	19487	Check	1	2361	DEMCO		Yes	No	No	10/07/2021	6,956.78
MERC		35983	19488	Check	1	2284	E. B. C., LLC /ACS		Yes	No	No	10/07/2021	117.03
MERC		35977	19489	Check	1	09255	ECKBLAD, DOROTHY		Yes	No	No	10/07/2021	20.16
MERC		35995	19490	Check	1	3126	FERNBROOK FAMILY CENTER		Yes	No	No	10/07/2021	31,141.48
MERC		36019	19491	Check	1	3528	GADIENT, KATHERINE		Yes	No	No	10/07/2021	91.28
MERC		35972	19492	Check	1	01904	GOODHUE PUBLIC SCHOOL		Yes	No	No	10/07/2021	325.00
MERC		35974	19493	Check	1	04580	GRIMSRUD PUBLISHING INC		Yes	No	No	10/07/2021	39.10

Goodhue County Ed District Payment Reg by Bank and Check

Bank	Batch	Pmt No	Check No	Pay Type	Grp Code	Rcd	Vendor	Tax Class	Print	Recon	Void	Pay/Void Date	Amount
MERC		35976	19494	Check	1	09162	HILLYARD FLOOR CARE SUPPLY		Yes	No	No	10/07/2021	68.16
MERC		35988	19495	Check	1	2780	HOUGHTON MIFFLIN HARCOURT PUBL		Yes	No	No	10/07/2021	31,842.67
MERC		35989	19496	Check	1	2865	INTELLICENTS		Yes	No	No	10/07/2021	1,250.00
MERC		35993	19497	Check	1	3040	INTEREUM		Yes	No	No	10/07/2021	2,083.84
MERC		36012	19498	Check	1	3466	JACOBSON, DIANE		Yes	No	No	10/07/2021	333.76
MERC		35969	19499	Check	1	00367	KENYON-WANAMINGO PUBLIC SCHOC		Yes	No	No	10/07/2021	2,075.00
MERC		36001	19500	Check	1	3287	KREMER, MICHELE		Yes	No	No	10/07/2021	126.56
MERC		35986	19501	Check	1	2440	LIBERTY'S RESTAURANT		Yes	No	No	10/07/2021	486.63
MERC		36023	19502	Check	1	3532	LUNDBERG BOGNER, MICHELLE		Yes	No	No	10/07/2021	39.76
MERC		36022	19503	Check	1	3531	MCGRAW HILL, LLC		Yes	No	No	10/07/2021	37,632.69
MERC		35991	19504	Check	1	3002	MOLDE-BOEDING, JAYNE		Yes	No	No	10/07/2021	188.16
MERC		36002	19505	Check	1	3296	MUTUAL OF OMAHA		Yes	No	No	10/07/2021	2,736.73
MERC		35998	19506	Check	1	3233	O'DONNELL, CASEY		Yes	No	No	10/07/2021	154.00
MERC		36015	19507	Check	1	3495	O'ROURKE MEDIA GROUP		Yes	No	No	10/07/2021	1,440.00
MERC		35982	19508	Check	1	2200	PETERSEN, LYNNE		Yes	No	No	10/07/2021	109.76
MERC		35979	19509	Check	1	1150	PHONAK, LLC		Yes	No	No	10/07/2021	76.00
MERC		36020	19510	Check	1	3529	PUTT, PAUL		Yes	No	No	10/07/2021	160.16
MERC		35971	19511	Check	1	00670	RATWIK ROSZAK & MALONEY PA		Yes	No	No	10/07/2021	750.00
MERC		35975	19512	Check	1	09129	RED WING IND SCHOOL DIST 256		Yes	No	No	10/07/2021	11,200.00
MERC		35980	19513	Check	1	1468	RYAN MECHANICAL		Yes	No	No	10/07/2021	423.00
MERC		36009	19514	Check	1	3434	SCHOLASTIC		Yes	No	No	10/07/2021	219.78
MERC		36013	19515	Check	1	3472	SCREENCASTIFY, LLC		Yes	No	No	10/07/2021	1,500.00
MERC		36014	19516	Check	1	3474	SFGFIL, LLC		Yes	No	No	10/07/2021	104.85
MERC		36008	19517	Check	1	3419	SFRC, LLC-TERRAFORM POWER		Yes	No	No	10/07/2021	4,610.31
MERC		35994	19518	Check	1	3078	SHRED-N-GO	S Corporation	Yes	No	No	10/07/2021	55.75
MERC		36010	19519	Check	1	3438	SOURCEWELL TECHNOLOGY	Other	Yes	No	No	10/07/2021	10,070.00
MERC		35987	19520	Check	1	2585	TEACHERS ON CALL		Yes	No	No	10/07/2021	1,442.10
MERC		36021	19521	Check	1	3530	THUERAUF, ADRIANA		Yes	No	No	10/07/2021	140.99
MERC		36011	19522	Check	1	3439	TOTEM PD	C Corporation	Yes	No	No	10/07/2021	1,390.00
MERC		35992	19523	Check	1	3011	U.S. BANK EQUIPMENT FINANCE		Yes	No	No	10/07/2021	689.00
MERC		36017	19524	Check	1	3526	VAULT MEDICAL SERVICES, PA		Yes	No	No	10/07/2021	4,700.00
MERC		35997	19525	Check	1	3223	ZEISSLER, HEATHER		Yes	No	No	10/07/2021	44.80
MERC		35968	19526	Check	1	00231	ZUMBRO EDUCATION DISTRICT		Yes	No	No	10/07/2021	530.00
MERC		35973	19527	Check	1	04565	ZUMBROTA-MAZEPPA PUBLIC SCHOOL		Yes	No	No	10/07/2021	72,265.75
MERC		36028	19528	Check	1	1984	E. B. C., LLC/Flex		Yes	No	No	10/15/2021	828.07
MERC		36027	19529	Check	1	09118	EDUCATION MN - GCED		Yes	No	No	10/15/2021	2,904.78
MERC		36029	19530	Check	1	3235	Goodhue Co Ed Dist Paraprofessional Unic		Yes	No	No	10/15/2021	180.27
MERC		36062	19531	Check	1	3415	AMAZON CAPITAL SERVICES		Yes	No	No	10/20/2021	275.62
MERC		36059	19532	Check	1	3347	ASL INTERPRETING SERVICES, INC		Yes	No	No	10/20/2021	900.00

Goodhue County Ed District Payment Reg by Bank and Check

Bank	Batch	Pmt No	Check No	Pay Type	Grp Code	Rcd	Vendor	Tax Class	Print	Recon	Void	Pay/Void Date	Amount
MERC		36061	19533	Check	1	3412	BAKER TILLY MUNICIPAL ADVISORS, LL		Yes	No	No	10/20/2021	1,500.00
MERC		36037	19534	Check	1	01903	CANNON FALLS ISD #252		Yes	No	No	10/20/2021	468.75
MERC		36052	19535	Check	1	2894	DEPARTMENT OF HUMAN SERVICES -		Yes	No	No	10/20/2021	71.00
MERC		36046	19536	Check	1	1984	E. B. C., LLC/Flex		Yes	No	No	10/20/2021	125.00
MERC		36060	19537	Check	1	3357	EdITS LLC		Yes	No	No	10/20/2021	185.00
MERC		36051	19538	Check	1	2871	EMC Insurance Companies		Yes	No	No	10/20/2021	12,927.13
MERC		36057	19539	Check	1	3126	FERNBROOK FAMILY CENTER		Yes	No	No	10/20/2021	828.84
MERC		36038	19540	Check	1	01904	GOODHUE PUBLIC SCHOOL		Yes	No	No	10/20/2021	50.00
MERC		36053	19541	Check	1	2899	HILLTOP COMMUNICATIONS, INC	C Corporation	Yes	No	No	10/20/2021	6,135.00
MERC		36041	19542	Check	1	09162	HILLYARD FLOOR CARE SUPPLY		Yes	No	No	10/20/2021	1,092.44
MERC		36050	19543	Check	1	2780	HOUGHTON MIFFLIN HARCOURT PUBL		Yes	No	No	10/20/2021	694.50
MERC		36036	19544	Check	1	00367	KENYON-WANAMINGO PUBLIC SCHOC		Yes	No	No	10/20/2021	100.00
MERC		36054	19545	Check	1	2960	LANGUAGE LINE SERVICES	C Corporation	Yes	No	No	10/20/2021	266.25
MERC		36049	19546	Check	1	2719	LUHMAN, CINDY		Yes	No	No	10/20/2021	201.60
MERC		36044	19547	Check	1	1492	MCGRAW HILL COMPANIES		Yes	No	No	10/20/2021	6,772.48
MERC		36048	19548	Check	1	2711	MN PEIP		Yes	No	No	10/20/2021	78,208.78
MERC		36064	19549	Check	1	3464	NAVIGATE360,LLC	Ind/Sole Proprietor	Yes	No	No	10/20/2021	2,000.18
MERC		36045	19550	Check	1	1784	NCS PEARSON, INC.		Yes	No	No	10/20/2021	22,425.00
MERC		36043	19551	Check	1	1300	OAKTREE PRODUCTS, INC.		Yes	No	No	10/20/2021	21.21
MERC		36065	19552	Check	1	3491	ORANGEBALL CREATIVE		Yes	No	No	10/20/2021	3,000.00
MERC		36058	19553	Check	1	3282	PRESENCE LEARNING, INC	C Corporation	Yes	No	No	10/20/2021	103,086.00
MERC		36040	19554	Check	1	09129	RED WING IND SCHOOL DIST 256		Yes	No	No	10/20/2021	104,465.30
MERC		36039	19555	Check	1	03350	REGION V COMPUTER SERVICES		Yes	No	No	10/20/2021	1,557.75
MERC		36063	19556	Check	1	3427	SPECIAL SCHOOL DISTRICT #1		Yes	No	No	10/20/2021	88.00
MERC		36047	19557	Check	1	2585	TEACHERS ON CALL		Yes	No	No	10/20/2021	648.27
MERC		36066	19558	Check	1	3534	THE RETROFIT COMPANIES, INC		Yes	No	No	10/20/2021	8,454.50
MERC		36042	19559	Check	1	1124	THERAPRO, INC.		Yes	No	No	10/20/2021	165.00
MERC		36056	19560	Check	1	3011	U.S. BANK EQUIPMENT FINANCE		Yes	No	No	10/20/2021	290.00
MERC		36055	19561	Check	1	2986	YUSTY-ROJAS, JEIMMY		Yes	No	No	10/20/2021	171.92
MERC		36076	19562	Check	1	1984	E. B. C., LLC/Flex		Yes	No	No	10/28/2021	828.07
MERC		36075	19563	Check	1	09118	EDUCATION MN - GCED		Yes	No	No	10/28/2021	2,834.28
MERC		36077	19564	Check	1	3235	Goodhue Co Ed Dist Paraprofessional Unic		Yes	No	No	10/28/2021	180.27

Bank Total: \$1,220,312.99

Report Total: \$1,220,312.99

- C. Staff Updates:
1. **Resignations:**
 2. **New Hire:** *Carrie Hansen, SPED Coordinator 5RO/GCED-Wide; Heidi Raasch, GCED School Counselor - GCED Programs; Jennifer Taylor, ECFE Parent Educator - GDH; Lisa Banks, Building Support Specialist - GCED Programs*
 3. **Transfers:**
 4. **Re-assignment:**
- D. National Society Daughters of the American Revolution Grant: 10



National Society Daughters of the American Revolution

Denise Doring VanBuren, President General

JUNIOR MEMBERSHIP COMMITTEE — JeanEllen Hiter Melton, National Chair
Jeannie Panton Deakyne, National Vice Chair — Junior Membership Classroom Grants

Deadline to Sponsoring Chapter: _____ Deadline to the State Chair: _____

Chapter Point of Contact for Applications: _____

State Chair Point of Contact for Applications: _____

2021 Helen Pouch Memorial Fund Classroom Grant Application

Name: Heather Zeissler State: Minnesota

Email: Zeissler.weather@gmail.com or hzeissler@kw.k12.mn.us

Personal Phone Number: 612 382 8515

School/District: Kenyon-Wanamingo Schools

School Address: 400 6th Street

City: Kenyon State: MN ZIP Code: 55946

Principal: Matt Ryan Phone: _____

Summer contact phone number for school district: 507-789-6186

Prior to this year, list total years of teaching experience: 4

Current teaching field: English Learner Education Grade level: K-12
Co-taught English Language Arts (9)

All Signatures on this page should be original and on this form for the application to be considered a finished application.

If selected as a grant winner, please identify the party the check should be made out to.
(Name of teacher, name of school, or name of school district and provide the mailing address)
Heather Zeissler 13351 Coachford Ave Rosemount
Minnesota 55068

Teacher Check List: (Completed by Teacher.)

- All application questions completed and an honest representation of the spending of the funds.
- Application is limited to the three original pages of the application.
- Signature on the actual application by teacher and school principal or district superintendent.
- Application returned to the sponsoring chapter by _____.

The endorsement support that the grant funds will be spent as stated in the application.

Applicant's Signature Heather Zeissler

School Principal or District Superintendent Signature Matt Ryan

By signing the school official is verifying employment for the 2020-21 school year of the employee in the school district and that funds will be used as described in this application. Should the applicant change employment status please inform the National Vice Chair Junior Membership Classroom Grants.

This space is for the chapter review process or the state chairman and review process.
When doing the review assign each application a number and pull the cover sheet for a blind review process.
Application Review Number _____

Classroom Grant Application

Please limit answers to the following questions to the space provided. No additional paperwork should be attached or included.

List any previous grant or scholarship funding received and dates:

Edward G and Helen A Borgens Elementary Teacher Education Scholarship from National Daughters of the American Revolution. \$1,500. August 2015 & August 2016.

Briefly describe your project in two to three sentences.

This project aims to build a sense of community within the English Language Arts 9 classroom, while promoting awareness of the subtleties of climate change. Students will learn to crochet, in order to create a visual and tactile representation of climate change through a temperature scarf or blanket, while reading and discussing anchor text, *Flight Behavior* by Barbara Kingsolver.

Describe the areas of student achievement you wish to address and give any data that supports the need.

After a year and half of interrupted formal public schooling, students' mental health as well as their reading scores and relationship skills are in decline. There is some anecdotal evidence that the act of crocheting increases reading abilities, while also reducing stress and building community.

Boyd, Maureen & Kneller, Sarah. (2009). The 42nd Crochet: Getting Students Hooked Into a Literacy Community. *Reading Teacher - READ TEACH*. 62. 434-441. 10.1598/RT.62.5.6.

Polino, Michelle. Crochet Therapy. American Counseling Association. Retrieved from: <https://www.counseling.org/docs/default-source/aca-acc-creative-activities-clearinghouse/crochet-therapy.pdf?sfvrsn=6>.

State measurable objectives to be achieved by the grant in terms of student behavior or performance. Please be specific.

Students will build community with each other and their teachers through a social justice crochet project (visually raising awareness of climate change through finished products.) Students will also increase their reading scores, as measured by district wide assessments, from Spring 2021 to Spring 2022 by 2%.

This space is for the chapter review process or the state chairman and review process. When doing the review assign each application a number and pull the cover sheet for a blind review process. Application Review Number _____

Describe what you want to do with the grant funds and how the program/project supports the purpose.

Grant funds would be used to purchase:

25 crochet hooks (classroom set) to be shared across sections (average grade-level is 60 students)

2600 yards of basic yarn

25 anchor texts, *Flight Behavior* by Barbara Kingsolver (classroom set)

This project supports the DAR's mission of Education. It teaches a tactile, practical skill - crochet, while also focusing on literacy - both of crochet patterns and literature. Crochet has been shown to reduce stress and help with mental health. This project also raises awareness of the subtleties of climate change in a visual, tactile manner as well as a cultural one. The majority of students in this school live and work on a family farm. The students will be able to relate to the setting and protagonist of the anchor text. The isolation of farming, young parents, awareness of their surroundings and the impact of changes on their family's livelihood are concepts that many students will have intimate knowledge of.

List the activities and timeline. How is it innovative? Please be specific.

Students are facing mental health challenges coming out of the COVID-19 pandemic. Teachers need to re-establish relationships with students while meeting state education standards. This unit enables students and teachers to build relationships while learning a tactile, stress-reducing skill and at the same time educating students about climate change through a social justice lens. The school is in rural Minnesota, where a large percentage of the student body live and work on family farms.

Students are taught how to crochet, while exploring subtle nuances of climate change through Barbara Kingsolver's novel, *Flight Behavior*.

Some research has indicated that learning to crochet has a positive effect on reading abilities.

- 1) Students research average yearly temperatures over time
- 2) Students learn to crochet, and then choose either linen stitch or granny square pattern.
- 3) Using their research of average yearly temperatures, students create either a linen stitch scarf or Granny square blanket to illustrate Global Warming through a visual and tactile representation of temperature change over time.
- 4) Students read and discuss *Flight Behavior* by Barbara Kingsolver as an anchor text to introduce the subtleties of climate change into their awareness.

Beeri, Gaili (2019) The Craze: What is a Temperature Blanket? Retrieved from:
<http://blog.lionbrand.com/all-about-temperature-blankets/>

This space is for the chapter review process or the state chairman and review process.
When doing the review assign each application a number and pull the cover sheet for a blind review process.
Application Review Number _____

All signatures on this page must be included/complete to be considered an approved application to move on in the review process.

Chapter Check List: (Completed by Sponsoring Chapter.)

- Applications have been reviewed and judged by a committee of three chapter members and are in support as to how these funds will be spent.
- Only ONE application is selected to be endorsed to be submitted to the state chair.
- Application met established deadlines by the chapter.

Sponsoring DAR Chapter: _____

Regent: _____

Chapter Address: _____

Email: _____ **Chapter Phone Number:** _____

Chapter Reviewer 1 (Regent or Officer) Signature: _____

Chapter Reviewer 2 Signature: _____

Chapter Reviewer 3 Signature: _____

State Chair Check List: (Completed by State Chair.)

- Application was reviewed by the committee as outlined in state chair instructions.
- Application made established deadlines set by the state.
- Application meets guidelines as outlined by the state chair instructions.
- Application is forwarded as one of the two winners or a runner-up to the National Vice Chair

State: _____

State Chair/Point of Contact: _____

State Chair Address: _____

Email: _____ **Phone Number:** _____

National Vice Chair Review:

Approved for Funding and Meets Guidelines

This space is for the chapter review process or the state chairman and review process.
When doing the review assign each application a number and pull the cover sheet for a blind review process.
Application Review Number _____



National Society Daughters of the American Revolution

Denise Doring VanBuren, President General

JUNIOR MEMBERSHIP COMMITTEE — JeanEllen Hiter Melton, *National Chair*

2072 Fallon Road, Lexington KY 40504 · (859) 608-7851 · jehiter317@cs.com

Jeannie Panton Deakyne, *National Vice Chair- Junior Membership Classroom Grants*

1102 Greenbriar Ln, Arlington TX 76013 · (817) 789-0572 · DARjeannie@outlook.com

All About the 2021 Junior Membership Classroom Grant Award Program

Purpose: Why Classroom Grants?

- Since its inception, the Helen Pouch Memorial Fund has traditionally supported the DAR's mission of Education. The history of the fund has shown a desire by Juniors to help as many students as possible.
- Supporting classrooms in each state allows for states and Juniors to see the impact of our fundraising, no matter their proximity to a DAR supported school.
- Two grants are available for each state and the District of Columbia.
- Applicants must be a classroom teacher for grades kindergarten through 12th grade.
- Must be sponsored by a local DAR chapter and complete the grant award application.
- Proposed projects must directly benefit students in the classroom. Funds may be used for supplies and educational resources but the applicant must detail how these items help to further the educational goals of the DAR. Grants must directly impact students and may not be used for continuing education/workshops for the teacher.

Program Administration: How do teachers apply for the grant? How does a state determine their winner?

- Application period will begin February 15, 2021.
- Once the application period has ended (May 1, 2021), the chapter will submit their applicant to the State Chair. At the state level, a panel of three judges will review the applications for their state and determine a Winner and Runner-Up.
- The panel of judges will consist of the State Junior Membership Chair, a Junior Member, and a DAR member who is an educator.
 - The DAR member who is an educator may also be a Junior member.
 - The educator does not have to be a current teacher; she may be retired or currently working in a different field.
- The State Chair will submit her state's Winner and Runner-Up to the National Vice Chair of Junior Membership Classroom Grants by the designated date.
- The National Vice Chair will certify each state's winner(s).
- Should a state not submit a grant award Winner (or Runner-Up), the National Chair or Vice Chair may award that state's grant(s) to another state. No more than three grants will be issued to one state. Preference will be given to states within the same division as a state not submitting a grant award Winner/Runner-Up.
- Grant Award Winners will be announced at Continental Congress.
- Awards will be distributed in August.
- The grant is a one-time award, and recipients are not eligible to re-apply in future years.

Junior Membership Classroom Grant Timeline:

- **February 15, 2021:** Applications sent to State Junior Membership Chairs to then forward to chapters.
- **February 15 through May 1, 2021:** Application period open to classroom teachers.
- **June 1, 2021:** Deadline to submit the state Winner and Runner-Up to the National Vice Chair of Junior Membership (Classroom Grants) via the online State Chairman Selection Form at <http://bit.ly/HPMF2122>
- **June 2021:** Grant winners announced at Continental Congress.
- **No later than September 30, 2021:** Awards mailed to the school of record, addressed to the teacher's attention.
- **December 31, 2021** (or upon completion of the project): Report of project sent the National Vice Chair.

How to distribute information:

- Each applicant should receive the application and information sheet.
- Distribute to chapters in your state via email, snail mail, social media.
- Get the word out however you can and as quickly as possible.

Frequently Asked Questions (FAQ) About the Junior Membership Classroom Grants:

How does this program impact Junior Membership commitment to the DAR Schools?

It doesn't! The Junior Membership Committee and Helen Pouch Memorial Fund have an annual commitment to the DAR Schools. Priority for fundraising is given to the DAR Schools.

How does this program affect the Helen Pouch Memorial Fund National Project?

It doesn't! After our commitment to the DAR Schools, the Junior Membership Committee fulfills our obligation to the adopted National Project for that year prior to accepting grant award applications.

Should a state or chapter do anything to recognize Classroom Grant winners?

Of course! Consider making a ceremonial check presentation to the winners at your state's fall meeting or holding a special ceremony at the recipients' classrooms or at a meeting of the sponsoring DAR chapters. You could also recognize your winners during your State Conference in the spring and allow the teachers to speak about the impact the grant has had on their classroom. Write an article about the project for your state's newsletters. Submit details to the National Junior Membership newsletter, *The Beacon*.

Who is considered a classroom teacher?

A classroom teacher is a teacher in a public or private school system. They can teach a core subject or other group setting classes in grades K-12. Individual programs like speech or occupational therapy are not eligible. The teacher holds a contract for the following school year and can have the application endorsed by a principal, headmaster, or superintendent to verify employment. Home school teachers are not considered classroom teachers. The goal of the classroom grant program is to do the greatest good for the great number of students.

Can a non-regular education teacher apply if they meet the definition of a classroom teacher?

Special education services vary from state to state and it must be clear that the teacher is teaching a classroom of students and not providing pull out service.

- An example of a classroom would be: A reading class is being taught to a group of students by the special education teacher.
- An example of pull-out service (not eligible) would be: a special education teacher working with students on reading for a class that is being taught by another teacher.

Can a classroom grant be used by the school lunch program?

No, grant funds must be used for education setting activities in a classroom.

Can a classroom grant be used by a classroom teacher to invite a guest expert performer/lecturer to come and teach classes in a classroom as a way to extending the learning experience of students?

Yes, this fits the definition of the focus on student learning of the grant program. This activity has a direct benefit to the students' learning.

Can a classroom grant be used by a classroom teacher to take students on an out of school field trip to cover the cost of entry of students to a learning venue?

Yes, this is an activity that is focused on education to help expand the classroom learning experience. This activity has a direct benefit to the students' learning.

Can a classroom grant be used by a classroom teacher to develop/deliver online curriculum?

Yes, virtual learning (as authorized by the respective school district) is an accepted method of bringing the teacher to the virtual classroom. This activity has a direct benefit to the students' learning.

Can a DAR member apply for a grant?

Yes! DAR members who meet the eligibility requirements of classroom teachers may apply for the grant. They should not list their DAR membership as part of their application, as no preference should be given to DAR members when reviewing the applications and grants should be awarded based on the merits of the application alone.

Can my chapter endorse more than one applicant?

No, a chapter may only endorse one application per year. The goal of this grant program is to impact as many children in as many communities as possible. Limiting each chapter to sponsoring just one application per year helps ensure that multiple communities in each state will benefit from these grants. In addition, due to the large number of chapters in some states, and the limited time available to the state judges, limits must be placed to ensure these judges aren't overwhelmed with applications.

- III. **Public Input:** The policy of the education district board is to encourage discussion by persons of subjects related to the management of the district at board meetings. The board shall, as a matter of policy, protect the legal rights to privacy and due process of employees and students. Persons who wish to have a subject discussed at a public board meeting must notify the executive director's office in advance of the board meeting. The person should provide his or her name, address, the name of group represented (if any), and the subject to be covered or the issue to be addressed. The board retains the discretion to limit discussion of any agenda item to a reasonable period of time as determined by the board.
- IV. **Reports and Communication:**
 - A. Business Manager Report

Business Manager Report 11-3-21

Budget 2020-21 as of 6/30/21

This is the fourth look at 6/30/21. We have earned \$26,839,668 or 196.41% of the revised revenue budget. Without the COP proceeds, we have received \$13,417,665 which is 98.19% of the revised budget. We have expended \$14,236,404 or 102.36% of the revised expense budget. We used \$8,124 of the unassigned fund balance to support last year's expenditures, compared to -\$243,309 per budget. We also used \$759,443 of the COP proceeds to pay down the 2014 COP issue. Our audit field work was completed Oct 5-6. I am anticipating the audit presentation at our December meeting.

Cash Flow

We are not looking at a cash flow shortage for 21-22.

Sept Bank Rec

For your information



**GOODHUE CO ED DISTRICT
2021-22 CASH FLOW**

AS OF 10-29-21

JULY

DATE	ACCOUNTS PAYABLE	PAYROLL	MISC. RECEIPTS	STATE AID	FEDERAL GRANT	RUNNING BALANCE
7/1/2021	-	-	-	-	-	1,948,010.49
7/1/2021	-	-	-	-	-	1,948,010.49
7/9/2021	-	-	-	-	-	1,948,010.49
7/15/2021	(557,877.25)	(255,126.70)	243,757.43	135,596.14	-	1,514,360.11
7/20/2021	(177,333.58)	-	56,602.50	-	-	1,393,629.03
7/31/2021	(131,915.22)	(178,002.35)	303,601.39	61,634.61	-	1,448,947.46
ENDING BALANCE	(867,126.05)	(433,129.05)	-	603,961.32	197,230.75	1,448,947.46

AUGUST

DATE	ACCOUNTS PAYABLE	PAYROLL	MISC. RECEIPTS	STATE AID	FEDERAL GRANT	RUNNING BALANCE
8/1/2021	-	-	-	-	-	1,448,947.46
8/4/2021	-	-	55,577.24	-	148,995.64	1,653,520.34
8/15/2021	(519,015.35)	(218,846.04)	-	234,211.51	-	1,149,870.46
8/17/2021	(615,089.74)	-	-	-	-	534,780.72
8/30/2021	(143,780.64)	(208,344.82)	795,540.51	420,172.22	-	1,398,367.99
ENDING BALANCE	(1,277,885.73)	(427,190.86)	-	851,117.75	654,383.73	1,398,367.99

SEPTEMBER

DATE	ACCOUNTS PAYABLE	PAYROLL	MISC. RECEIPTS	STATE AID	FEDERAL GRANT	RUNNING BALANCE
9/1/2021	(461,116.83)	-	3,998.26	-	269,930.05	1,211,179.47
9/15/2021	(149,908.54)	(202,777.06)	-	110,165.56	231,440.94	1,200,100.37
9/17/2021	(157,365.78)	-	324,962.94	-	-	1,367,697.53
9/30/2021	(151,032.55)	(203,909.73)	98.89	142,203.89	-	1,155,058.03
ENDING BALANCE	(919,423.70)	(406,686.79)	-	329,060.09	252,369.45	1,155,058.03

OCTOBER

DATE	ACCOUNTS PAYABLE	PAYROLL	MISC. RECEIPTS	STATE AID	FEDERAL GRANT	RUNNING BALANCE
10/1/2021	-	-	-	-	-	1,155,058.03
10/9/2021	(252,426.10)	-	208,122.56	-	-	1,110,754.49
10/15/2021	(149,543.50)	(203,972.38)	-	58,032.85	-	815,271.46
10/20/2021	(360,372.99)	-	141,691.01	-	-	596,589.48
10/31/2021	(149,614.36)	(203,121.78)	100.00	121,920.14	59,944.03	425,817.51
ENDING BALANCE	(911,956.95)	(407,094.16)	-	349,913.57	179,952.99	425,817.51

NOVEMBER

DATE	ACCOUNTS PAYABLE	PAYROLL	MISC. RECEIPTS	STATE AID	FEDERAL GRANT	RUNNING BALANCE
11/1/2021	-	-	-	-	-	425,817.51
11/5/2021	-	-	1,045.44	-	-	426,862.95
11/15/2021	(248,426.67)	(200,964.39)	620,038.40	72,541.05	-	670,051.33
11/20/2021	(36,468.12)	-	269,757.60	-	-	903,340.81
11/30/2021	(136,059.90)	(201,917.69)	75.34	116,065.70	-	681,504.26
ENDING BALANCE	(420,954.69)	(402,882.08)	-	890,916.77	188,606.75	681,504.26

DECEMBER

DATE	ACCOUNTS PAYABLE	PAYROLL	MISC. RECEIPTS	STATE AID	FEDERAL GRANT	RUNNING BALANCE
12/1/2021	-	-	-	-	206,672.09	888,176.35
12/8/2021	(71,351.28)	-	205,000.35	-	18,534.41	1,040,359.83
12/15/2021	(134,023.91)	(199,086.51)	112,124.41	159,590.32	4,479.17	983,443.31
12/20/2021	(100,170.59)	-	248,223.65	-	-	1,131,496.38
12/31/2021	(131,736.75)	(202,678.23)	84.33	87,049.27	-	884,214.99

ENDING BALANCE	(437,282.53)	(401,764.74)	-	565,432.74	246,639.59	229,685.67	884,214.99
----------------	--------------	--------------	---	------------	------------	------------	-------------------

JANUARY

DATE	ACCOUNTS PAYABLE	PAYROLL	MISC. RECEIPTS	STATE AID	FEDERAL GRANT	RUNNING BALANCE
1/1/2022	(93,888.01)	-	-	-	-	790,326.98
1/8/2022	-	-	272,525.97	-	-	1,062,852.95
1/15/2022	(128,666.41)	(190,122.04)	-	145,082.12	-	889,146.62
1/20/2022	(704,215.65)	-	-	-	-	184,930.97
1/31/2022	(131,133.49)	(192,348.50)	268,090.04	116,065.69	-	245,604.71
ENDING BALANCE	(1,057,903.56)	(382,470.54)	-	540,616.01	261,147.81	245,604.71

FEBRUARY

DATE	ACCOUNTS PAYABLE	PAYROLL	MISC. RECEIPTS	STATE AID	FEDERAL GRANT	RUNNING BALANCE
2/1/2022	(71,617.72)	-	-	-	-	173,986.99
2/15/2022	(130,061.05)	(197,138.73)	181,393.92	120,979.19	-	149,160.32
2/20/2022	(117,827.43)	-	-	-	260,252.09	291,584.98
2/28/2022	(133,393.18)	(196,369.78)	484,473.97	145,082.11	-	591,378.11
ENDING BALANCE	(452,899.38)	(393,508.51)	-	665,867.89	266,061.30	591,378.11

MARCH

DATE	ACCOUNTS PAYABLE	PAYROLL	MISC. RECEIPTS	STATE AID	FEDERAL GRANT	RUNNING BALANCE
3/1/2022	(178,857.74)	-	-	-	-	412,520.37
3/15/2022	(134,364.74)	(203,222.97)	123,343.87	145,082.12	-	343,358.64
3/20/2022	(151,306.55)	-	276,329.96	-	-	468,382.05
3/31/2022	(32.95)	(193,133.70)	61.48	174,098.54	-	449,375.42
ENDING BALANCE	(464,561.98)	(396,356.67)	-	399,735.31	319,180.66	449,375.42

APRIL

DATE	ACCOUNTS PAYABLE	PAYROLL	MISC. RECEIPTS	STATE AID	FEDERAL GRANT	RUNNING BALANCE
4/9/2022	(198,171.27)	-	358,312.00	-	-	609,516.15
4/15/2022	(400,237.25)	(206,816.80)	221,719.07	116,065.69	-	340,246.86
4/20/2022	-	-	-	-	292,786.04	633,032.90
4/30/2022	(175,562.62)	(194,405.17)	120,428.38	264,415.72	-	647,909.21
ENDING BALANCE	(773,971.14)	(401,221.98)	-	700,459.45	380,481.41	647,909.21

MAY

DATE	ACCOUNTS PAYABLE	PAYROLL	MISC. RECEIPTS	STATE AID	FEDERAL GRANT	RUNNING BALANCE
5/1/2022	-	-	63,142.73	-	-	711,051.94
5/15/2022	(194,773.96)	(198,522.46)	-	145,082.12	-	462,837.64
5/20/2022	-	-	432,652.74	-	61,495.00	956,985.38
5/31/2022	(288,548.98)	(235,017.05)	56,115.71	145,082.11	-	634,617.18
ENDING BALANCE	(483,322.94)	(433,539.51)	-	551,911.19	290,164.23	634,617.18

JUNE

DATE	ACCOUNTS PAYABLE	PAYROLL	MISC. RECEIPTS	STATE AID	FEDERAL GRANT	RUNNING BALANCE
6/1/2022	(100,336.82)	-	163,978.76	-	-	698,259.12
6/15/2022	(137,491.76)	(203,692.43)	-	-	175,113.87	532,188.80
6/20/2022	(178,119.90)	-	293,501.51	145,082.12	2,058.04	794,710.57
6/30/2022	(141,319.75)	(206,896.28)	238,686.57	-	-	685,181.11
ENDING BALANCE	(557,268.23)	(410,588.71)	-	696,166.84	145,082.12	685,181.11

TOTALS	(8,624,556.88)	(4,896,433.59)	-	7,145,158.94	3,381,300.79	1,731,701.37	685,181.11
--------	----------------	----------------	---	--------------	--------------	--------------	------------

REVENUE & EXPENDITURE SUMMARY BY SOURCE, OBJECT SERIES & PROGRAM SERIES

GOODHUE COUNTY ED DISTRICT | June 30, 2021

REVENUE CATEGORIES				June 30,	June 30,	June 30,				Current YTD	June 30,	June 30,
	June 30, 2019	June 30, 2020	Revised Budget	Received YTD	Budget Remaining	% of Budget Received	% of Actuals Received	% of Actuals Received	vs. PYTD	2020	2019	
STATE	3,213,240	3,753,316	3,463,980	3,559,608	(95,628)	102.76%	100.00%	100.00%	(193,708)	3,753,316	3,213,240	
FEDERAL	1,770,360	1,842,614	2,004,402	2,036,519	(32,117)	101.60%	100.00%	100.00%	193,905	1,842,614	1,770,360	
PROPERTY TAXES	0	0	0	0	0	0.00%	0.00%	0.00%	0	0	0	
LOCAL SALES, INS RECOVERY & JUDGEMENTS	307,386	5,053	8,671	13,769	(5,098)	158.80%	100.00%	100.00%	8,717	5,053	307,386	
SALE OF BONDS & LOANS	0	0	0	13,422,003	(13,422,003)	0.00%	0.00%	0.00%	13,422,003	0	0	
INCOMING TRANSFERS FROM OTH FUNDS	0	0	0	0	0	0.00%	0.00%	0.00%	0	0	0	
LOCAL (FEES, INTEREST, ETC.)	7,127,507	7,502,882	8,187,866	7,807,768	380,098	95.36%	100.00%	100.00%	304,887	7,502,882	7,127,507	
TOTALS	12,418,492	13,103,865	13,664,919	26,839,668	(13,174,749)	196.41%	100.00%	100.00%	13,735,803	13,103,865	12,418,492	

EXPENDITURES (OBJECT SERIES)				June 30,	June 30,	June 30,				Current YTD	June 30,	June 30,
	June 30, 2019	June 30, 2020	Revised Budget	Expended YTD	Budget Remaining	% of Budget Expended	% of Actuals Expended	% of Actuals Expended	vs. PYTD	2020	2019	
SALARIES & WAGES	5,919,959	6,337,951	6,726,926	6,937,882	(210,956)	103.14%	100.00%	100.00%	599,931	6,337,951	5,919,959	
EMPLOYEE BENEFITS	1,495,180	1,628,182	1,755,826	1,779,020	(23,194)	101.32%	100.00%	100.00%	150,838	1,628,182	1,495,180	
PURCHASED SERVICES	3,444,894	3,586,395	3,730,025	3,414,438	315,587	91.54%	100.00%	100.00%	(171,957)	3,586,395	3,444,894	
SUPPLIES	377,522	276,713	529,976	386,950	143,026	73.01%	100.00%	100.00%	110,236	276,713	377,522	
EQUIPMENT	1,057,823	1,105,035	1,140,720	1,690,813	(550,093)	148.22%	100.00%	100.00%	585,779	1,105,035	1,057,823	
DEBT SERVICE	0	0	0	0	0	0.00%	0.00%	0.00%	0	0	0	
OTHER EXPENDITURES	53,630	55,152	24,755	27,301	(2,546)	110.28%	100.00%	100.00%	(27,851)	55,152	53,630	
OTHER FINANCING USES	0	0	0	0	0	0.00%	0.00%	0.00%	0	0	0	
TOTALS	12,349,007	12,989,428	13,908,228	14,236,404	(328,176)	102.36%	100.00%	100.00%	1,246,976	12,989,428	12,349,007	

EXPENDITURES (PROGRAM SERIES)				June 30,	June 30,	June 30,				Current YTD	June 30,	June 30,
	June 30, 2019	June 30, 2020	Revised Budget	Expended YTD	Budget Remaining	% of Budget Expended	% of Actuals Expended	% of Actuals Expended	vs. PYTD	2020	2019	
SITE ADMINISTRATION	78,555	59,029	89,321	97,953	(8,632)	109.66%	100.00%	100.00%	38,924	59,029	78,555	
DISTRICT ADMINISTRATION	125,920	99,448	90,645	79,846	10,799	88.09%	100.00%	100.00%	(19,602)	99,448	125,920	
SUPPORT SERVICES	187,030	202,150	233,701	227,526	6,175	97.36%	100.00%	100.00%	25,377	202,150	187,030	
REGULAR INSTRUCTION	1,457,714	1,493,398	1,513,472	1,438,628	74,844	95.05%	100.00%	100.00%	(54,770)	1,493,398	1,457,714	
EXTRA-CURRICULAR ACTIVITIES	0	0	0	0	0	0.00%	0.00%	0.00%	0	0	0	
VOCATIONAL INSTRUCTION	295,462	308,496	330,803	327,195	3,608	98.91%	100.00%	100.00%	18,699	308,496	295,462	
SPECIAL EDUCATION	6,998,990	7,611,603	8,013,645	7,926,930	86,715	98.92%	100.00%	100.00%	315,328	7,611,603	6,998,990	
COMMUNITY SERVICES	0	0	0	0	0	0.00%	0.00%	0.00%	0	0	0	
INSTRUCTIONAL SUPPORT	460,906	364,829	439,480	448,170	(8,690)	101.98%	100.00%	100.00%	83,341	364,829	460,906	
PUPIL SUPPORT SERVICES	1,277,968	1,367,080	1,575,311	1,586,429	(11,118)	100.71%	100.00%	100.00%	219,349	1,367,080	1,277,968	
FACILITIES	1,466,464	1,483,396	1,621,850	2,103,727	(481,877)	129.71%	100.00%	100.00%	620,330	1,483,396	1,466,464	
OTHER FINANCING USES	0	0	0	0	0	0.00%	0.00%	0.00%	0	0	0	
TOTALS	12,349,007	12,989,428	13,908,228	14,236,404	(328,176)	102.36%	100.00%	100.00%	1,246,976	12,989,428	12,349,007	

SUMMARY - ALL FUNDS				June 30,	June 30,	June 30,				Current YTD	June 30,	June 30,
	June 30, 2019	June 30, 2020	Revised Budget	YTD	Budget Remaining	% of Budget Expended	% of Actuals Expended	% of Actuals Expended	vs. PYTD	2020	2019	
SUMMARY												
REVENUE	12,418,492	13,103,865	13,664,919	26,839,668	(13,174,749)	196.41%	100.00%	100.00%	13,735,803	13,103,865	12,418,492	
EXPENDITURES	12,349,032	12,989,428	13,908,228	14,236,404	(328,176)	102.36%	100.00%	100.00%	1,246,976	12,989,428	12,349,032	
SPENDING VARIANCE	69,460	114,437	(243,309)	12,603,263	N/A	N/A	N/A	N/A	12,488,826	114,437	69,460	


GENERAL FUND - REVENUE SUMMARY

GOODHUE COUNTY ED DISTRICT | June 30, 2021

DESCRIPTION	June 30,	June 30,	Current	Revenue	Budget	June 30,	June 30,	June 30,	Current YTD	June 30,	June 30,
	2019	2020	Budget	YTD	Remaining	2021	2020	2019			
						% of	% of	% of	vs. Prior	2020	2019
						Budget	Actuals	Actuals	YTD		
						Received	Received	Received			
LOCAL REVENUES											
021 TUITION & REIMBURSEMENTS FROM MN SCHOOL DISTRICTS	6,479,127	6,819,678	7,437,782	7,181,677	256,105	96.56%	100.00%	100.00%	361,999	6,819,678	6,479,127
050 FEES FROM PATRONS	250	350	0	0	0	0.00%	100.00%	100.00%	(350)	350	250
071 MEDICAL ASSISTANCE REV RECEIVED FROM MN DEPT OF HUMAN	0	0	125,500	3,979	121,521	3.17%	0.00%	0.00%	3,979	0	0
092 INTEREST EARNINGS	19,669	10,542	7,000	3,643	3,357	52.05%	100.00%	100.00%	(6,899)	10,542	19,669
093 RENT	8,806	27,878	7,000	4,245	2,756	60.64%	100.00%	100.00%	(23,634)	27,878	8,806
096 GIFTS AND BEQUESTS	2,289	1,981	1,326	1	1,325	0.06%	100.00%	100.00%	(1,980)	1,981	2,289
099 MISCELLANEOUS REVENUE FROM LOCAL SOURCES	617,364	642,452	609,258	614,224	(4,966)	100.82%	100.00%	100.00%	(28,228)	642,452	617,364
Total LOCAL REVENUES	7,127,507	7,502,882	8,187,866	7,807,768	380,098	95.36%	100.00%	100.00%	304,887	7,502,882	7,127,507
STATE REVENUES											
211 GENERAL EDUCATION AID	100,251	149,608	122,885	123,538	(653)	100.53%	100.00%	100.00%	(26,070)	149,608	100,251
300 STATE AID RECEIVED FROM MN EDUCATION FOR WHICH A FINANC	189,851	204,001	204,001	163,487	40,514	80.14%	100.00%	100.00%	(40,514)	204,001	189,851
360 STATE AID FOR SPECIAL EDUCATION	2,859,014	3,356,875	3,136,594	3,272,583	(135,989)	104.34%	100.00%	100.00%	(84,292)	3,356,875	2,859,014
370 OTHER REVENUE FROM MN DEPT OF EDUCATION	29,285	7,459	500	0	500	0.00%	100.00%	100.00%	(7,459)	7,459	29,285
397 TRA AND PERA SPECIAL FUNDING SITUATIONS REVENUE	34,839	35,373	0	0	0	0.00%	100.00%	100.00%	(35,373)	35,373	34,839
Total STATE REVENUES	3,213,240	3,753,316	3,463,980	3,559,608	(95,628)	102.76%	100.00%	100.00%	(193,708)	3,753,316	3,213,240
FEDERAL REVENUES RECEIVED FROM STATE											
400 FEDERAL AIDS RECEIVED THROUGH MDE (EXCEPT AS NOTED FOR	1,770,360	1,842,614	2,004,402	2,036,519	(32,117)	101.60%	100.00%	100.00%	193,905	1,842,614	1,770,360
Total REVENUES RECEIVED FROM STATE	1,770,360	1,842,614	2,004,402	2,036,519	(32,117)	101.60%	100.00%	100.00%	193,905	1,842,614	1,770,360
FEDERAL REVENUES RECEIVED FROM FED SOURCES											
500 FEDERAL AID RECEIVED FROM FEDERAL SOURCES FOR WHICH A I	0	0	0	0	0	0.00%	0.00%	0.00%	0	0	0
Total FEDERAL REVENUES RECEIVED FROM FED SOURCES	0	0	0	0	0	0.00%	0.00%	0.00%	0	0	0
LOCAL SALES, INSURANCE RECOVERY, AND JUDGEMENTS											
619 COST OF MATERIALS FOR FUND RAISERS (CONTRA REVENUE)	0	(433)	(500)	0	(500)	0.00%	100.00%	0.00%	433	(433)	0
620 SALES OF MATERIALS FROM REVENUE PRODUCING ACTIVITIES	0	954	950	0	950	0.00%	100.00%	0.00%	(954)	954	0
622 SALE OF MATERIALS (NET OF TAX)	143	522	3,500	5,399	(1,899)	154.24%	100.00%	100.00%	4,877	522	143
624 Sale of Equipment	0	0	0	3,650	(3,650)	0.00%	0.00%	0.00%	3,650	0	0
625 INSURANCE RECOVERY	0	4,010	4,721	4,721	0	99.99%	100.00%	0.00%	710	4,010	0
628 JUDGMENTS FOR THE SCHOOL DISTRICT	307,243	0	0	0	0	0.00%	0.00%	100.00%	0	0	307,243
Total LOCAL SALES, INSURANCE RECOVERY, AND JUDGEMENTS	307,386	5,053	8,671	13,769	(5,098)	158.80%	100.00%	100.00%	8,717	5,053	307,386
SALE OF BONDS AND LOANS											
635 CERTIFICATES OF PARTICIPATION (LEASE-PURCHASE)	0	0	0	13,422,003	(13,422,003)	0.00%	0.00%	0.00%	13,422,003	0	0
Total SALE OF BONDS AND LOANS	0	0	0	13,422,003	(13,422,003)	0.00%	0.00%	0.00%	13,422,003	0	0
INCOMING TRANSFERS FROM OTHER FUNDS											
649 PERMANENT TRANSFERS FROM OTHER FUNDS	0	0	0	0	0	0.00%	0.00%	0.00%	0	0	0
Total INCOMING TRANSFERS FROM OTHER FUNDS	0	0	0	0	0	0.00%	0.00%	0.00%	0	0	0
GENERAL FUND TOTAL	12,418,492	13,103,865	13,664,919	26,839,668	(13,174,749)	196.41%	100.00%	100.00%	13,735,803	13,103,865	12,418,492

02


YTD % Received vs. PYTD % Received



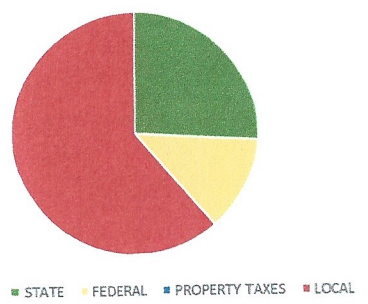
Top 5 Revenues Received YTD by Source Code 3

	Current YTD	variance vs. PYTD Received
1 GENERAL FUND TOTAL	\$26,839,668	\$13,735,803
2 Total SALE OF BONDS AND L	\$13,422,003	\$13,422,003
3 Total LOCAL REVENUES	\$7,807,768	\$304,887
4 TUITION & REIMBURSEMEN	\$7,181,677	\$361,999
5 Total STATE REVENUES	\$3,559,608	-\$193,708

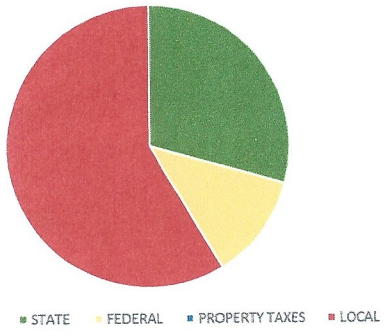
Total General Revenue Budgeted, Projected, YTD, PYTD Received



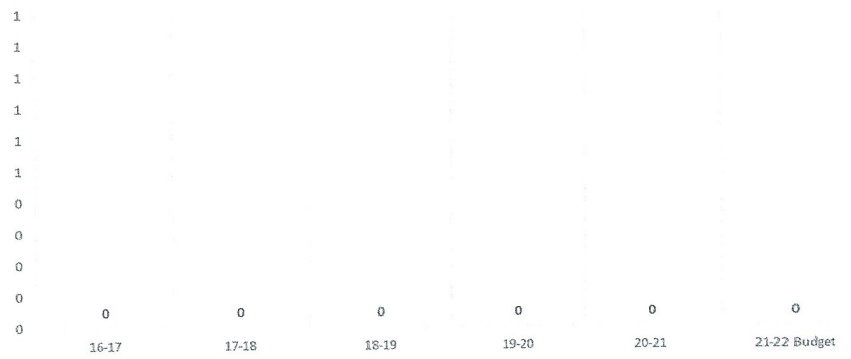
Current Year Revenue Budget



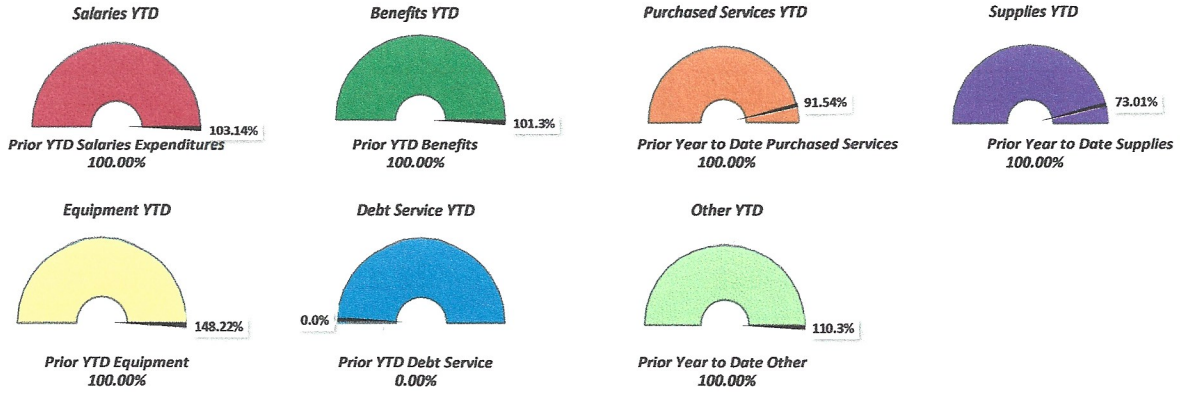
Prior Year Revenue Budget



End of Year ADM History



YTD % Expenditures vs. PYTD % Expenditures




Top 10 Expenditures YTD by Object Code 3

Variance from PYTD Received

	Current YTD	Variance vs. PYTD
1 TOTAL PURCHASED SERVICES	\$3,414,438	-\$171,957
2 LICENSED CLASSROOM	\$2,260,065	\$119,756
3 TOTAL EMPLOYEE BENEFITS	\$1,779,020	\$150,838
4 TOTAL SUPPLIES & EQUIPMENT	\$1,690,813	\$585,779
5 PAYMENTS FOR EDUCATIONAL	\$888,913	-\$26,111
6 ADMINISTRATION/SUPERVISIO	\$755,971	\$26,797
7 SCHOOL PSYCHOLOGIST	\$740,035	\$61,899
8 SALARY PURCHASED FROM ANI	\$675,300	-\$143,673
9 EDUCATIONAL/SPEECH LANG. F	\$670,750	\$210,378
10 SCHOOL SOCIAL WORKER	\$579,429	\$19,192

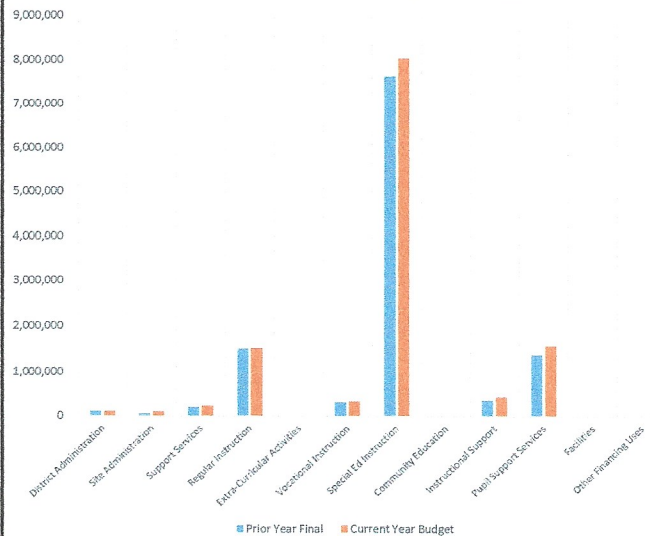
Total General Expenditures Budgeted, Projected, YTD and, PYTD Expended



Prior Year Current Year Budget

SALARIES	#####	#####
BENEFITS	#####	#####
PURCHASED SERVICE	#####	#####
GENERAL SUPPLIES	276,713	529,976
CAPITAL EXPENSES	#####	#####
DEBT SERVICE	0	0
DUES & OTHER	55,152	24,755

Prior Year Final and Current Budget by Program



Pie Graphs - Prior Year Final & Current Budget - by Object Level 1

Prior Year Final Exp Budget

■ SALARIES ■ BENEFITS

Current Year Exp Budget

■ SALARIES ■ BENEFITS

GENERAL FUND - EXPENDITURES BY OBJECT CODE

GOODHUE COUNTY ED DISTRICT | June 30, 2021

DESCRIPTION	June 30, 2019	June 30, 2020	Revised Budget	Expenses YTD	Budget Remaining	June 30,	June 30,	June 30,	Current YTD vs. Prior YTD	June 30, 2020	June 30, 2019
						2021 % of Budget Expended	2020 % of Actuals Expended	2019 % of Actuals Expended			
110 ADMINISTRATION/SUPERVISION	750,036	729,173	759,989	755,971	4,018	99.47%	100.00%	100.00%	26,797	729,173	750,036
140 LICENSED CLASSROOM TEACHER	1,933,673	2,140,310	2,198,066	2,260,065	(61,999)	102.82%	100.00%	100.00%	119,756	2,140,310	1,933,673
141 NON-LICENSED CLASSROOM PERSONNEL	0	0	0	200	(200)	0.00%	0.00%	0.00%	200	0	0
143 LICENSED INSTRUCTIONAL SUPPORT	284,595	269,261	272,263	278,660	(6,397)	102.35%	100.00%	100.00%	9,399	269,261	284,595
145 SUBSTITUTE TEACHER SALARIES	191	0	0	0	0	0.00%	0.00%	100.00%	0	0	191
146 SUBSTITUTE NON-LICENSED CLASSROOM PERSONNEL	0	0	0	0	0	0.00%	0.00%	0.00%	0	0	0
150 PHYSICAL THERAPIST	132,992	138,070	140,574	140,773	(199)	100.14%	100.00%	100.00%	2,703	138,070	132,992
151 OCCUPATIONAL THERAPIST	224,109	233,813	288,269	287,012	1,257	99.56%	100.00%	100.00%	53,199	233,813	224,109
152 EDUCATIONAL/SPEECH LANG. PATHC	413,643	460,372	657,201	670,750	(13,549)	102.06%	100.00%	100.00%	210,378	460,372	413,643
153 AUDIOLOGIST	62,475	64,500	65,850	65,850	0	100.00%	100.00%	100.00%	1,350	64,500	62,475
154 SCHOOL NURSE	105,756	110,204	168,563	162,557	6,006	96.44%	100.00%	100.00%	52,352	110,204	105,756
155 LICENSED NURSING SERVICES	21,407	27,433	25,472	27,571	(2,099)	108.24%	100.00%	100.00%	138	27,433	21,407
156 SCHOOL SOCIAL WORKER	502,660	560,237	620,329	579,429	40,900	93.41%	100.00%	100.00%	19,192	560,237	502,660
157 SCHOOL PSYCHOLOGIST	623,518	678,136	750,909	740,035	10,874	98.55%	100.00%	100.00%	61,899	678,136	623,518
161 CERT. PARA & PERSONAL CARE ASSISTANTS	368,703	368,768	314,365	411,293	(96,928)	130.83%	100.00%	100.00%	42,525	368,768	368,703
162 CERT. ONE-TO-ONE PARAPROFESSIONALS	20,664	55,433	61,061	46,080	14,981	75.47%	100.00%	100.00%	(9,353)	55,433	20,664
163 FOREIGN LANGUAGE INTERPRETER	0	142	0	0	0	0.00%	100.00%	0.00%	(142)	142	0
164 INTERPRETER FOR THE DEAF	58,534	58,315	44,613	60,081	(15,468)	134.67%	100.00%	100.00%	1,766	58,315	58,534
170 NON-INSTRUCTIONAL SUPPORT	178,162	178,355	173,617	174,504	(887)	100.51%	100.00%	100.00%	(3,852)	178,355	178,162
174 THERAPUTIC RECREATIONAL SERVICES	40,039	39,252	40,146	40,183	(37)	100.09%	100.00%	100.00%	931	39,252	40,039
185 OTHER SALARY PAYMENTS (LICENSED)	152,706	182,692	139,586	187,357	(47,771)	134.22%	100.00%	100.00%	4,665	182,692	152,706
186 OTHER SALARY PAYMENTS (NON-LICENSED)	46,097	43,484	6,053	49,512	(43,459)	817.97%	100.00%	100.00%	6,028	43,484	46,097
TOTAL SALARIES AND WAGES	5,919,959	6,337,951	6,726,926	6,937,882	(210,956)	103.14%	100.00%	100.00%	599,931	6,337,951	5,919,959
EMPLOYEE BENEFITS											
210 FICA/MEDICARE	432,024	464,356	500,669	504,793	(4,124)	100.82%	100.00%	100.00%	40,437	464,356	432,024
214 PERA (PUBLIC EMPLOYEE RETIREMENT)	78,631	81,941	74,298	82,177	(7,879)	110.60%	100.00%	100.00%	236	81,941	78,631
218 TRA (TEACHERS RETIREMENT ASSOCIATION)	357,700	394,478	444,533	457,804	(13,271)	102.99%	100.00%	100.00%	63,326	394,478	357,700
220 HEALTH INSURANCE	435,380	464,042	498,768	491,503	7,265	98.54%	100.00%	100.00%	27,461	464,042	435,380
230 LIFE INSURANCE	7,070	8,626	10,127	10,118	9	99.91%	100.00%	100.00%	1,492	8,626	7,070
235 DENTAL INSURANCE	16,349	16,831	18,572	17,437	1,135	93.89%	100.00%	100.00%	605	16,831	16,349
240 LONG TERM DISABILITY INSURANCE	7,831	9,509	9,593	9,437	156	98.37%	100.00%	100.00%	(72)	9,509	7,831
250 TAX SHELTERED ANNUITIES/MN DEFERRED	68,848	88,920	105,333	107,559	(2,226)	102.11%	100.00%	100.00%	18,639	88,920	68,848
251 TAX ADVANTAGE EMPLOYER-SPONSORED	0	4,983	5,000	7,629	(2,629)	152.57%	100.00%	0.00%	2,646	4,983	0
270 WORKERS COMPENSATION	85,951	93,312	78,933	90,565	(11,632)	114.74%	100.00%	100.00%	(2,747)	93,312	85,951
280 UNEMPLOYMENT COMPENSATION	5,395	1,185	10,000	0	10,000	0.00%	100.00%	100.00%	(1,185)	1,185	5,395
TOTAL EMPLOYEE BENEFITS	1,495,180	1,628,182	1,755,826	1,779,020	(23,194)	101.32%	100.00%	100.00%	150,838	1,628,182	1,495,180
PURCHASED SERVICES											
303 FEDERAL SUB AWARDS AND SUB CONTRACTS	424,033	418,739	427,962	501,513	(73,551)	117.19%	100.00%	100.00%	82,774	418,739	424,033
304 FEDERAL SUB AWARDS AND SUB CONTRACTS	496,942	505,372	474,953	471,363	3,590	99.24%	100.00%	100.00%	(34,009)	505,372	496,942
305 CONSULTING FEES/FEES FOR SERVICES	204,595	181,059	248,890	249,591	(701)	100.28%	100.00%	100.00%	68,531	181,059	204,595
307 CONTRACTED SUBS FOR SPEC ED PROGRAMS	34,924	38,237	39,242	9,168	30,074	23.36%	100.00%	100.00%	(29,069)	38,237	34,924
308 FEDERAL TUITION BILL PAYMENTS	0	0	0	0	0	0.00%	0.00%	0.00%	0	0	0
309 FEDERAL TUITION BILL PAYMENTS IN	0	0	0	0	0	0.00%	0.00%	0.00%	0	0	0
310 School Resource Officer	0	0	0	13,939	(13,939)	0.00%	0.00%	0.00%	13,939	0	0
315 REPAIRS AND MAINTENANCE FOR CAPITAL	0	0	6,856	0	6,856	0.00%	0.00%	0.00%	0	0	0
316 SERVICES PURCHASED FROM OTHER AGENCIES	4,439	6,002	6,231	6,231	0	100.00%	100.00%	100.00%	229	6,002	4,439
320 COMMUNICATION SERVICES	18,215	18,669	1,359	23,558	(22,199)	1733.45%	100.00%	100.00%	4,888	18,669	18,215
329 POSTAGE AND PARCEL SERVICES	3,006	3,858	4,000	4,175	(175)	104.38%	100.00%	100.00%	318	3,858	3,006
330 UTILITY SERVICES	49,817	37,977	55,000	47,213	7,787	85.84%	100.00%	100.00%	9,237	37,977	49,817
340 INSURANCE	35,885	38,991	40,800	45,515	(4,715)	111.56%	100.00%	100.00%	6,523	38,991	35,885
350 REPAIRS AND MAINTENANCE	137,199	159,477	177,133	111,375	65,758	62.88%	100.00%	100.00%	(48,101)	159,477	137,199
360 TRANSPORTATION CONTRACTS WITH	5,795	765	6,323	643	5,680	10.17%	100.00%	100.00%	(122)	765	5,795
365 INTERDEPARTMENTAL TRANSPORTATION	0	0	0	0	0	0.00%	0.00%	0.00%	0	0	0
366 TRAVEL, CONVENTIONS, AND CONFERENCE	155,850	157,056	181,587	124,979	56,608	68.83%	100.00%	100.00%	(32,077)	157,056	155,850

DESCRIPTION	June 30, 2019	June 30, 2020	Revised Budget	Expenses YTD	Budget Remaining	June 30, 2021	June 30, 2020	June 30, 2019	Current YTD vs. Prior YTD	June 30, 2020	June 30, 2019
						% of Budget Expended	% of Actuals Expended	% of Actuals Expended			
368 OUT-OF-STATE TRAVEL, FEDERAL RE	4,395	4,148	0	0	0	0.00%	100.00%	100.00%	(4,148)	4,148	4,395
370 OPERATING LEASES OR RENTALS	15,300	15,760	22,260	7,975	14,285	35.83%	100.00%	100.00%	(7,785)	15,760	15,300
379 Qualified Mental Health Professional Sen	0	0	9,418	9,418	(0)	100.00%	0.00%	0.00%	9,418	0	0
389 STAFF TUITION AND OTHER REIMBUF	0	0	0	0	0	0.00%	0.00%	0.00%	0	0	0
390 PAYMENTS FOR EDUCATIONAL PURP	0	417	0	0	0	0.00%	100.00%	0.00%	(417)	417	0
391 PAYMENTS TO MN ISD'S (COST SHAR	0	0	0	0	0	0.00%	0.00%	0.00%	0	0	0
393 SPECIAL EDUCATION AND TRANSITIO	0	0	0	0	0	0.00%	0.00%	0.00%	0	0	0
394 PAYMENTS FOR EDUCATIONAL PURP	823,072	915,023	936,495	888,913	47,582	94.92%	100.00%	100.00%	(26,111)	915,023	823,072
396 SALARY PURCHASED FROM ANOTHEI	771,876	818,972	814,058	675,300	138,758	82.95%	100.00%	100.00%	(143,673)	818,972	771,876
397 BENEFITS PURCHASED FROM ANOTH	259,551	265,873	277,458	223,571	53,887	80.58%	100.00%	100.00%	(42,302)	265,873	259,551
TOTAL PURCHASED SERVICES	3,444,894	3,586,395	3,730,025	3,414,438	315,587	91.54%	100.00%	100.00%	(171,957)	3,586,395	3,444,894
SUPPLIES											
401 SUPPLIES AND MATERIALS-NON INST	51,335	34,380	94,847	90,507	4,340	95.42%	100.00%	100.00%	56,127	34,380	51,335
405 NON INSTRUCTIONAL COMPUTER SO	82,962	74,814	91,273	94,076	(2,803)	103.07%	100.00%	100.00%	19,262	74,814	82,962
406 INSTRUCTIONAL SOFTWARE LICENSE	35,563	37,665	76,742	49,784	26,958	64.87%	100.00%	100.00%	12,119	37,665	35,563
430 SUPPLIES AND MATERIALS-NON-INDI'	13,934	10,842	11,491	6,111	5,380	53.18%	100.00%	100.00%	(4,731)	10,842	13,934
433 SUPPLIES AND MATERIALS - INDIVIDL	84,500	45,123	118,398	87,393	31,005	73.81%	100.00%	100.00%	42,270	45,123	84,500
440 FUELS	13,893	10,433	17,000	11,527	5,473	67.80%	100.00%	100.00%	1,094	10,433	13,893
455 NON- INSTRUCTIONAL TECHNOLOGY	31,436	355	7,063	9,601	(2,538)	135.93%	100.00%	100.00%	9,246	355	31,436
456 INSTRUCTIONAL TECHNOLOGY SUPP	14,780	2,810	15,050	6,162	8,888	40.94%	100.00%	100.00%	3,351	2,810	14,780
460 TEXTBOOKS AND WORKBOOKS	950	2,060	32,915	960	31,955	2.92%	100.00%	100.00%	(1,100)	2,060	950
461 STANDARDIZED TESTS	36,620	39,680	40,180	396	39,785	0.98%	100.00%	100.00%	(39,285)	39,680	36,620
465 NON- INSTRUCTIONAL TECHNOLOGY	714	0	2,872	6,166	(3,294)	214.69%	0.00%	100.00%	6,166	0	714
466 INSTRUCTIONAL TECHNOLGY DEVICE	3,666	12,983	15,245	23,447	(8,202)	153.80%	100.00%	100.00%	10,464	12,983	3,666
490 FOOD	7,168	5,568	6,900	820	6,080	11.89%	100.00%	100.00%	(4,747)	5,568	7,168
TOTAL SUPPLIES	377,522	276,713	529,976	386,950	143,026	73.01%	100.00%	100.00%	110,236	276,713	377,522
SUPPLIES & EQUIPMENT											
510 SITE OR GROUNDS ACQUISITION	0	0	0	0	0	0.00%	0.00%	0.00%	0	0	0
520 BUILDING ACQUISITION OR CONSTR	0	760	41,583	0	41,583	0.00%	100.00%	0.00%	(760)	760	0
530 OTHER EQUIPMENT PURCHASED	23,163	50,446	57,230	12,922	44,308	22.58%	100.00%	100.00%	(37,524)	50,446	23,163
533 OTHER EQUIP. PURCHASED FOR SPE	0	0	2,312	2,014	298	87.10%	0.00%	0.00%	2,014	0	0
535 CAPITAL LEASES	0	0	0	13,530,000	(13,530,000)	0.00%	0.00%	0.00%	13,530,000	0	0
550 OTHER VEHICLES PURCHASED	0	0	0	0	0	0.00%	0.00%	0.00%	0	0	0
555 CAPITALIZED NON-INSTRUCTIONAL T	0	15,623	4,389	1,249	3,140	28.46%	100.00%	0.00%	(14,374)	15,623	0
556 CAPATALIZED TECHNOLOGY HARDW.	0	0	0	10,855	(10,855)	0.00%	0.00%	0.00%	10,855	0	0
580 PRINCIPAL ON CAPITAL LEASE/INSTA	412,986	429,640	446,334	1,041,334	(595,000)	233.31%	100.00%	100.00%	611,694	429,640	412,986
581 INTEREST ON CAPITAL LEASE/INSTAL	618,774	603,320	583,626	617,939	(34,313)	105.88%	100.00%	100.00%	14,620	603,320	618,774
589 LEASE TRANSACTIONS/INSTALLMENT	0	0	0	(13,530,000)	13,530,000	0.00%	0.00%	0.00%	(13,530,000)	0	0
590 OTHER CAPITAL EXPENDITURES	2,900	5,246	5,246	4,500	746	85.78%	100.00%	100.00%	(746)	5,246	2,900
TOTAL SUPPLIES & EQUIPMENT	1,057,823	1,105,035	1,140,720	1,690,813	(550,093)	148.22%	100.00%	100.00%	585,779	1,105,035	1,057,823
OTHER EXPENDITURES											
810 JUDGMENTS AGAINST THE SCHOOL [0	0	0	0	0	0.00%	0.00%	0.00%	0	0	0
820 DUES, MEMBERSHIP, LICENSE AND C	18,791	20,127	24,655	27,245	(2,590)	110.51%	100.00%	100.00%	7,118	20,127	18,791
891 TRA AND PERA SPECIAL FUNDING SI	34,839	35,373	0	0	0	0.00%	100.00%	100.00%	(35,373)	35,373	34,839
895 FEDERAL AND NONPUBLIC INDIRECT	(0)	(0)	0	0	(0)	0.00%	100.00%	100.00%	0	(0)	(0)
896 TAXES, SPECIAL ASSESSMENTS AND	0	(348)	100	56	44	55.95%	100.00%	0.00%	404	(348)	0
TOTAL OTHER EXPENDITURES	53,630	55,152	24,755	27,301	(2,546)	110.28%	100.00%	100.00%	(27,851)	55,152	53,630
OTHER FINANCING USES											
910 PERMANENT TRANSFERS TO OTHER	0	0	0	0	0	0.00%	0.00%	0.00%	0	0	0
TOTAL OTHER FINANCING USES	0	0	0	0	0	0.00%	0.00%	0.00%	0	0	0
GENERAL FUND TOTAL	12,349,007	12,989,428	13,908,228	14,236,404	(328,176)	102.36%	100.00%	100.00%	1,246,976	12,989,428	12,349,007

GENERAL FUND - EXPENDITURES BY PROGRAM CODE

GOODHUE COUNTY ED DISTRICT | June 30, 2021

DESCRIPTION	June 30, 2019	June 30, 2020	Revised Budget	Expenses YTD	Budget Remaining	June 30,	June 30,	June 30,	Current YTD vs. Prior YTD	June 30, 2020	June 30, 2019
						2021 % of Budget Expended	2020 % of Actuals Expended	2019 % of Actuals Expended			
DISTRICT ADMINISTRATION											
010 BOARD OF EDUCATION	21,042	16,440	25,287	14,326	10,961	56.65%	100.00%	100.00%	(2,113)	16,440	21,042
030 INSTRUCTIONAL ADMINISTRATION	104,878	83,008	65,358	65,520	(162)	100.25%	100.00%	100.00%	(17,489)	83,008	104,878
TOTAL - DISTRICT ADMINISTRATION	125,920	99,448	90,645	79,846	10,799	88.09%	100.00%	100.00%	(19,602)	99,448	125,920
SITE ADMINISTRATION											
050 SCHOOL ADMINISTRATION	78,555	59,029	89,321	97,953	(8,632)	109.66%	100.00%	100.00%	38,924	59,029	78,555
TOTAL - SITE ADMINISTRATION	78,555	59,029	89,321	97,953	(8,632)	109.66%	100.00%	100.00%	38,924	59,029	78,555
SUPPORT SERVICES											
105 GENERAL ADMINISTRATIVE SUPPORT	80,606	85,805	99,092	106,875	(7,783)	107.85%	100.00%	100.00%	21,071	85,805	80,606
110 BUSINESS SUPPORT SERVICES	106,423	116,345	134,609	120,651	13,958	89.63%	100.00%	100.00%	4,306	116,345	106,423
TOTAL - SUPPORT SERVICES	187,030	202,150	233,701	227,526	6,175	97.36%	100.00%	100.00%	25,377	202,150	187,030
REGULAR INSTRUCTION											
203 EDUCATION - ELEMENTARY GENERAL	110,604	85,478	85,034	99,611	(14,577)	117.14%	100.00%	100.00%	14,133	85,478	110,604
205 TITLE III, PART A - ENGLISH LANGUAGE ACQUI	16,477	14,929	19,574	18,052	1,522	92.23%	100.00%	100.00%	3,124	14,929	16,477
211 EDUCATION - SECONDARY GENERAL	651,218	657,881	656,101	545,999	110,102	83.22%	100.00%	100.00%	(111,882)	657,881	651,218
219 ENGLISH LEARNER	329,795	365,688	369,884	390,669	(20,785)	105.62%	100.00%	100.00%	24,981	365,688	329,795
220 ENGLISH (LANGUAGE ARTS)	60,325	63,448	66,068	66,007	61	99.91%	100.00%	100.00%	2,559	63,448	60,325
240 HEALTH, PHYSICAL EDUCATION AND RECREA'	6,055	6,126	6,421	6,833	(412)	106.41%	100.00%	100.00%	707	6,126	6,055
250 FAMILY LIVING SCIENCE	74,805	79,279	80,788	80,565	223	99.72%	100.00%	100.00%	1,286	79,279	74,805
255 INDUSTRIAL EDUCATION	0	0	0	0	0	0.00%	0.00%	0.00%	0	0	0
256 MATHEMATICS	69,186	74,844	77,516	78,769	(1,253)	101.62%	100.00%	100.00%	3,926	74,844	69,186
260 NATURAL SCIENCES	77,398	80,887	83,327	83,491	(164)	100.20%	100.00%	100.00%	2,604	80,887	77,398
270 SOCIAL SCIENCES/SOCIAL STUDIES	61,850	64,840	68,759	68,633	126	99.82%	100.00%	100.00%	3,793	64,840	61,850
TOTAL - REGULAR INSTRUCTION	1,457,714	1,493,398	1,513,472	1,438,628	74,844	95.05%	100.00%	100.00%	(54,770)	1,493,398	1,457,714
VOCATIONAL INSTRUCTION											
380 SPECIAL NEEDS	231,496	240,432	258,220	255,640	2,580	99.00%	100.00%	100.00%	15,208	240,432	231,496
399 CAREER AND TECHNICAL - GENERAL	63,966	68,063	72,583	71,555	1,028	98.58%	100.00%	100.00%	3,491	68,063	63,966
TOTAL - VOCATIONAL INSTRUCTION	295,462	308,496	330,803	327,195	3,608	98.91%	100.00%	100.00%	18,699	308,496	295,462
SPECIAL ED INSTRUCTION											
400 GENERAL SPECIAL EDUCATION	108,471	110,607	83,579	79,065	4,514	94.60%	100.00%	100.00%	(31,542)	110,607	108,471
401 SPEECH/LANGUAGE IMPAIRED	653,387	756,820	1,033,245	1,029,586	3,659	99.65%	100.00%	100.00%	272,766	756,820	653,387
402 DEVELOPMENTAL COGNITIVE DISABILITIES: M	111,947	118,134	114,668	86,123	28,545	75.11%	100.00%	100.00%	(32,010)	118,134	111,947
403 DEVELOPMENTAL COGNITIVE DISABILITIES: SI	4,915	20,524	12,320	14,407	(2,087)	116.94%	100.00%	100.00%	(6,117)	20,524	4,915
404 PHYSICALLY IMPAIRED	555,834	582,179	659,923	639,551	20,372	96.91%	100.00%	100.00%	57,372	582,179	555,834
405 DEAF/HARD-OF-HEARING	214,717	228,154	230,338	229,427	911	99.60%	100.00%	100.00%	1,273	228,154	214,717
406 VISUALLY IMPAIRED	78,174	81,877	93,227	90,681	2,546	97.27%	100.00%	100.00%	8,804	81,877	78,174
407 SPECIFIC LEARNING DISABILITY	112,797	272,073	139,238	164,476	(25,238)	118.13%	100.00%	100.00%	(107,598)	272,073	112,797
408 EMOTIONAL/BEHAVIORAL DISORDER	1,374,053	1,501,672	1,428,170	1,333,715	94,455	93.39%	100.00%	100.00%	(167,957)	1,501,672	1,374,053
410 OTHER HEALTH DISABILITIES	109,409	106,049	145,365	288,286	(142,921)	198.32%	100.00%	100.00%	182,237	106,049	109,409
411 AUTISTIC SPECTRUM DISORDERS	474,745	508,490	478,700	700,550	(221,850)	146.34%	100.00%	100.00%	192,061	508,490	474,745
412 DEVELOPMENTALLY DELAYED	886,360	870,576	853,108	895,693	(42,585)	104.99%	100.00%	100.00%	25,116	870,576	886,360
414 TRAUMATIC BRAIN INJURY	0	6,815	5,675	27,155	(21,480)	478.51%	100.00%	0.00%	20,340	6,815	0
416 SEVERELY MULTIPLY IMPAIRED	0	655	0	2,142	(2,142)	0.00%	100.00%	0.00%	1,487	655	0
420 SPECIAL EDUCATION - AGGREGATE (THREE O	2,036,125	2,196,406	2,417,379	2,102,156	315,223	86.96%	100.00%	100.00%	(94,250)	2,196,406	2,036,125
422 SPECIAL EDUCATION-STUDENTS WITHOUT DI	278,055	250,571	318,710	243,917	74,793	76.53%	100.00%	100.00%	(6,654)	250,571	278,055
TOTAL - SPECIAL ED INSTRUCTION	6,998,990	7,611,603	8,013,645	7,926,930	86,715	98.92%	100.00%	100.00%	315,328	7,611,603	6,998,990
INSTRUCTIONAL SUPPORT											
610 CURRICULUM CONSULTANT AND DEVELOPME	347,145	295,945	347,806	352,711	(4,905)	101.41%	100.00%	100.00%	56,766	295,945	347,145
630 INSTRUCTION-RELATED TECHNOLOGY	75,825	59,078	75,107	93,319	(18,212)	124.25%	100.00%	100.00%	34,241	59,078	75,825
640 STAFF DEVELOPMENT	37,936	9,806	16,567	2,140	14,427	12.92%	100.00%	100.00%	(7,666)	9,806	37,936
TOTAL - INSTRUCTIONAL SUPPORT	460,906	364,829	439,480	448,170	(8,690)	101.98%	100.00%	100.00%	83,341	364,829	460,906
PUPIL SUPPORT SERVICES											
720 HEALTH SERVICES	163,454	176,681	256,904	251,592	5,312	97.93%	100.00%	100.00%	74,910	176,681	163,454
730 PSYCHOLOGICAL AND MENTAL HEALTH SERVI	739,099	780,683	883,312	891,511	(8,199)	100.93%	100.00%	100.00%	110,829	780,683	739,099

DESCRIPTION	June 30, 2019	June 30, 2020	Revised Budget	Expenses YTD	Budget Remaining	June 30,	June 30,	June 30,	Current YTD vs. Prior YTD	June 30, 2020	June 30, 2019
						2021	2020	2019			
						% of Budget Expended	% of Actuals Expended	% of Actuals Expended			
740 SOCIAL WORK SERVICES	365,301	406,646	420,172	422,317	(2,145)	100.51%	100.00%	100.00%	15,671	406,646	365,301
760 PUPIL TRANSPORTATION	8,260	3,070	14,923	7,070	7,853	47.37%	100.00%	100.00%	4,000	3,070	8,260
790 OTHER PUPIL SUPPORT SERVICES	1,853	0	0	0	0	0.00%	0.00%	100.00%	0	0	1,853
TOTAL - PUPIL SUPPORT SERVICES	1,277,968	1,367,080	1,575,311	1,572,490	2,821	99.82%	100.00%	100.00%	205,410	1,367,080	1,277,968
#N/A	#N/A	#N/A	#N/A	#N/A		#N/A	#N/A	#N/A	#N/A	#N/A	#N/A
715 School Security	0	0	0	13,939	(13,939)	0.00%	0.00%	0.00%	13,939	0	0
#N/A	#N/A	#N/A	#N/A	#N/A		#N/A	#N/A	#N/A	#N/A	#N/A	#N/A
FACILITIES											
810 OPERATIONS AND MAINTENANCE	324,480	294,452	381,904	260,215	121,689	68.14%	100.00%	100.00%	(34,237)	294,452	324,480
850 CAPITAL FACILITIES	1,057,012	1,087,154	1,131,178	1,772,516	(641,338)	156.70%	100.00%	100.00%	685,362	1,087,154	1,057,012
865 LONG-TERM FACILITIES MAINTENANCE	84,972	101,790	108,768	70,995	37,773	65.27%	100.00%	100.00%	(30,795)	101,790	84,972
870 BUILDING CONSTRUCTION	0	0	0	0	0	0.00%	0.00%	0.00%	0	0	0
TOTAL - FACILITIES	#N/A	#N/A	#N/A	#N/A	#N/A	#N/A	#N/A	#N/A	#N/A	#N/A	#N/A
OTHER FINANCING USES											
950 TRANSFERS	0	0	0	0	0	0.00%	0.00%	0.00%	0	0	0
TOTAL - OTHER FINANCING USES	#N/A	#N/A	#N/A	#N/A	#N/A	#N/A	#N/A	#N/A	#N/A	#N/A	#N/A
GENERAL FUND TOTAL	#N/A	#N/A	#N/A	#N/A	#N/A	#N/A	#N/A	#N/A	#N/A	#N/A	#N/A

Monthly Bank Reconciliation
September 30, 2021

Bank Statement Date: 9/30/2021

MSDLAF	\$42.26
MSDMAX	\$980,170.27
MERCHANTS BANK - GENERAL	\$199,985.71
MERCHANTS BANK - PAYROLL	(\$267,122.80)
MERCHANTS BANK - SWEEP	\$416,778.48
U.S. BANK	\$0.00

Ending Balance from Bank Statement \$1,329,853.92

Add Deposits in Transit:

Deposit Date	Amount	Deposit Date	Amount
MSDLAF	\$0.00	TRANSFER TO SWP	\$0.00
MERCHANTS	\$0.00		\$0.00
	\$0.00		\$0.00
			\$0.00

Total Deposits in Transit **\$0.00**

Subtotal **\$1,329,853.92**

Subtract Outstanding Checks:

Account	Amount	Account	Amount
BANK OF ZUMBROTA	\$0.00	TRANSFER FRM SWEEP	\$77,808.82
U.S. BANK AP CHECKS	\$0.00		
MERCHANTS - PR	\$0.00		
MERCHANTS - AP	\$97,263.83		
	\$0.00		

Total Outstanding Checks **\$175,072.65**

Computed Book Balance **\$1,154,781.27**

Balance per Your Books 1,154,781.27

Difference **\$0.00**

- B. 5RiversOnline Update
- C. Perkins Programming



Update: Perkins Program

Brian Cashman
Coordinator of Alternative Programs

**SOUTHEAST
PERKINS**

The Southeast Perkins logo is positioned in the bottom right corner. It features the words 'SOUTHEAST' and 'PERKINS' stacked vertically in a bold, sans-serif font. 'SOUTHEAST' is in red, and 'PERKINS' is in black. To the right of the text is a yellow silhouette of the state of Minnesota with a small white star in the lower right corner.



Grounding

Perkins, Federal Legislation and Funding

- The “Why”

Advancing Career and Technical Education (CTE)

Career-Connected Learning

Integrated Network

Equity and Inclusion

Knowledgeable Experts

- Minnesota Consortium Model

- Southeast Perkins Consortium





Current Efforts - Regional

African-American Registry

Ambassador Program

Comprehensive Local Needs Assessment

Goodhue County Youth Skills Training Program

Job-Alike Regional Meetings

Redefining Ready Cohort

Soft-Skills Curriculum



Current Efforts - Local

FFA, Planer, Business Curriculum, Professional Development (Cannon Falls)

Curriculum Writing and Equipment/Supplies (Goodhue)

Curriculum, Equipment, Industry Certification (GCED/River Bluff Education Center)

FCCLA, Welder, Business Industry Certification (Kenyon-Wanamingo)

Industry Certification, Equipment, Professional Development (Lake City)

Industry Certification, Curriculum Writing, Professional Development, MCIS (Red Wing)

Site Tours, Professional Development, Equipment/Supplies (Zumbrota-Mazeppa)





Questions/Feedback



- V. **Old Business:**
 - A. COVID-19 Update and Plan Review
- VI. **New Business:**
 - A. GCED Health Insurance Plan Changes



Insurance Committee Meeting

Thursday, September 30, 2021

Lynn Kermes, Senior Consultant
Logan Tufte, Relationship Manager

A Smarter Way



Agenda

2

- 2022 HITA Medical Coverage RFP
- Next Steps

38

2022 HITA Medical Coverage RFP





Medical RFP Overview

4

- Per Minnesota Statute 471.6161 Subd. 8 school districts in the State of Minnesota are required to request proposals for Health Insurance every 2 years.
 - Last bid process completed for 1/1/2020 coverage.
- Bids must be requested from at least 3 different carriers.
- Fully-Insured and Pooled Bids were requested from participating carriers.

40



Current Plans - PEIP

5

- 3 Different Plans
 - High – Greatest Benefit Level
 - Value – Mid-Benefit Level
 - HSA eligible – HSA compatible plan
- Primary Care Clinic (PCC) Model
 - Member care directed through PCC and referred to specialists
 - PCCs are assigned one of four “cost levels”
- 3 different network option
 - Blue Cross Blue Shield
 - Health Partners
 - Preferred One
- 3 Plans x 4 Cost Levels x 3 networks = 36 total plan configurations

41



Current Plans

Minnesota Public Employees Insurance Program (PEIP) Advantage Health Plan 2021 - 2022 Benefits Schedule

Value Option

Benefit Provision	Cost Level 1 – You Pay	Cost Level 2 – You Pay	Cost Level 3 – You Pay	Cost Level 4 – You Pay
A. Preventive Care Services <ul style="list-style-type: none"> Routine medical exams, cancer screening Child health preventive services, routine immunizations Prenatal and postnatal care and exams Adult immunizations Routine eye and hearing exams 	Nothing	Nothing	Nothing	Nothing
B. Annual First Dollar Deductible * (single/family)	\$600 / 1,200	\$850 / 1,700	\$1,300 / 2,600	\$2,100 / 4,200
C. Office visits for Illness/Injury, for Outpatient Physical, Occupational or Speech Therapy, and Urgent Care <ul style="list-style-type: none"> Outpatient visits in a physician's office Chiropractic services Outpatient mental health and chemical dependency Urgent Care clinic visits (in or out of network) 	\$35 copay per visit annual deductible applies	\$40 copay per visit annual deductible applies	\$100 copay per visit annual deductible applies	\$125 copay per visit annual deductible applies
D. Network Convenience Clinics and Online Care	Nothing	Nothing	Nothing	Nothing
E. Emergency Care (in or out of network) <ul style="list-style-type: none"> Emergency care received in a hospital emergency room 	\$125 copay annual deductible applies	\$125 copay annual deductible applies	\$125 copay annual deductible applies	30% coinsurance annual deductible applies
F. Inpatient Hospital Copay	\$150 copay annual deductible applies	\$325 copay annual deductible applies	\$750 copay annual deductible applies	30% coinsurance annual deductible applies
G. Outpatient Surgery Copay	\$100 copay annual deductible applies	\$175 copay annual deductible applies	\$350 copay annual deductible applies	35% coinsurance annual deductible applies
H. Hospice and Skilled Nursing Facility	Nothing	Nothing	Nothing	Nothing
I. Prosthetics and Durable Medical Equipment	20% coinsurance	20% coinsurance	25% coinsurance	35% coinsurance annual deductible applies
J. Lab (including allergy shots), Pathology, and X-ray (not included as part of preventive care and not subject to office visit or facility copayments)	10% coinsurance annual deductible applies	15% coinsurance annual deductible applies	25% coinsurance annual deductible applies	35% coinsurance annual deductible applies
K. MRI/CT Scans	10% coinsurance annual deductible applies	15% coinsurance annual deductible applies	25% coinsurance annual deductible applies	35% coinsurance annual deductible applies
L. Other expenses not covered in A – K above, including but not limited to: <ul style="list-style-type: none"> Ambulance Home Health Care Outpatient Hospital Services (non-surgical) <ul style="list-style-type: none"> Radiation/chemotherapy Dialysis Day treatment for mental health and chemical dependency Other diagnostic or treatment related outpatient services 	10% coinsurance annual deductible applies	10% coinsurance annual deductible applies	20% coinsurance annual deductible applies	35% coinsurance annual deductible applies
M. Prescription Drugs 30-day supply of Tier 1, Tier 2, or Tier 3 prescription drugs, including insulin; or a 3-cycle supply of oral contraceptives.	\$25 tier one \$45 tier two \$70 tier three	\$25 tier one \$45 tier two \$70 tier three	\$25 tier one \$45 tier two \$70 tier three	\$25 tier one \$45 tier two \$70 tier three
N. Plan Maximum Out-of-Pocket Expense for Prescription Drugs (excludes PKU & Infertility) (single/family)	\$1,250 / 2,500	\$1,250 / 2,500	\$1,250 / 2,500	\$1,250 / 2,500
O. Plan Maximum Out-of-Pocket Expense (excluding prescription drugs) (single/family)	\$2,600 / 5,200	\$2,600 / 5,200	\$3,800 / 7,600	\$4,800 / 9,600



Current Plans – Cost Level 2

	Public Employer Insurance Pool (PEIP)* Advantage Value		Public Employer Insurance Pool (PEIP)* Advantage HSA	
	In-Network	Out-of-Network (POS)	In-Network	Out-of-Network (POS)
Deductible				
Type	Embedded		Non-Embedded	
Individual	\$850	\$350	\$2,000	\$1,500
Family	\$1,700	\$700	\$4,000	\$3,000
Coinsurance	10-20%	30%	25%	30%
Individual	Medical- \$2,600 Drug - \$1,250	Medical- \$1,700 Drug - \$1,050	\$3,000	\$3,000
Family	Medical- \$5,200 Drug - \$2,500	Medical- \$3,400 Drug - \$2,150	\$6,000	\$6,000
After Deductible				
Hospitalization	\$325 Copay	30% Coinsurance	\$650 Copay After Deductible	30% Coinsurance
Emergency Room	\$125 Copay	\$125 Copay	\$150 Copay After Deductible	\$150 Copay After Deductible
Urgent Care	\$40 Copay	30% Coinsurance	\$55 Copay After Deductible	30% Coinsurance
Office Visit	\$40 Copay	30% Coinsurance	\$55 Copay After Deductible	30% Coinsurance
Preventative Care	0% (No Deductible)	30% Coinsurance	0% (No Deductible)	30% Coinsurance
Prescription Drugs				
	Tier 1: \$25 Copay Tier 2: \$45 Copay Tier 3: \$70 Copay	Tier 1: \$25 Copay Tier 2: \$45 Copay Tier 3: \$70 Copay	Tier 1: \$30 Copay Tier 2: \$50 Copay Tier 3: \$75 Copay After Deductible	Tier 1: \$30 Copay Tier 2: \$50 Copay Tier 3: \$75 Copay



Carriers Bid Submissions

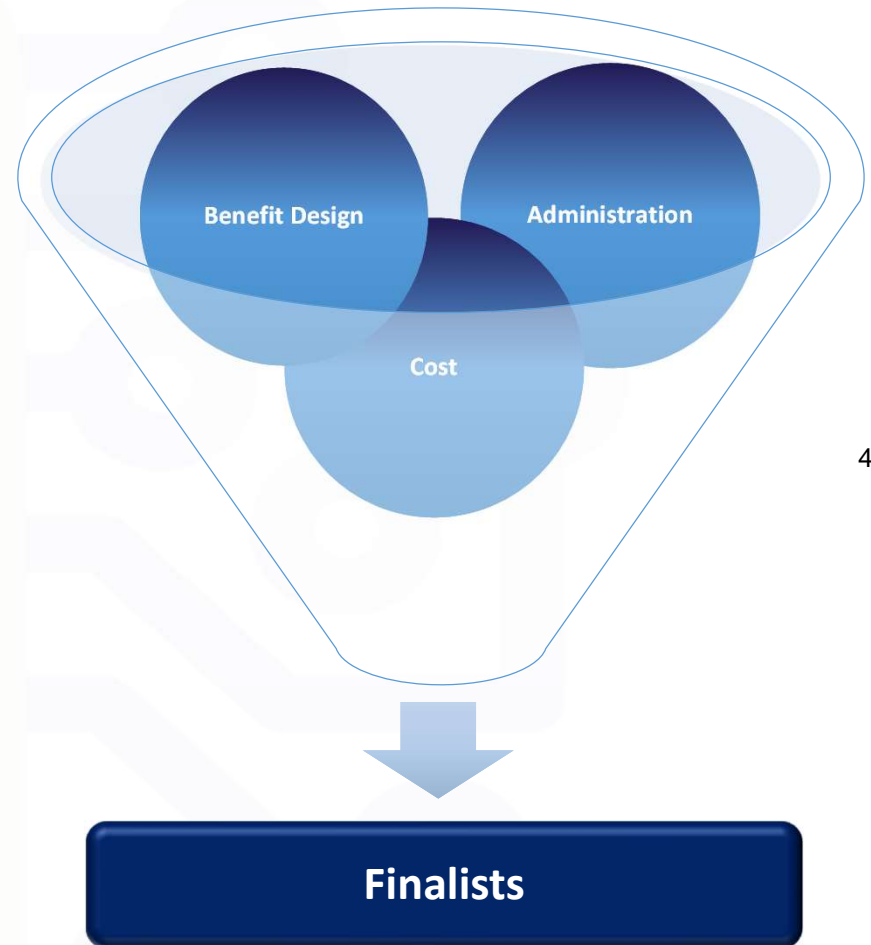
8

Incumbent

- Public Employer Insurance Program (PEIP)

Candidates

- Blue Cross Blue Shield of MN
- HealthPartners
- Medica - Direct
- PreferredOne
- Sourcewell Pool
 - Insured through HealthPartners
- SouthEast Service Coop
 - Insured through Medica
- United HealthCare



44



Medical RFP Initial Bid Results

9

Medica	Declined to Quote
HealthPartners	Declined to Quote
Sourcewell Pool	Declined to Quote
Preferred One	Declined to Quote
United HealthCare	Declined to Quote
Blue Cross Blue Shield	27.25% Increase
SouthEast Service Coop	0% (Flat)
PEIP	9.32% Increase Renewal received 9/28

45



Medical RFP Initial Bid Results

Blue Cross Blue Shield of MN

- 27.25% increase in premium.
 - No rate caps

	Plan 1 - \$2,000 HSA	Plan 2 - \$850
Single	\$722.92	\$842.46
Family	\$1,292.92	\$2,249.05
Annual Total	\$681,184.08	

- Similar Plan Designs
- **Removed from consideration due to price.**



Medical RFP Initial Bid Results

Southeast Service Cooperative

- 0% change in premium.
 - Year 2 rate cap – 7.5%

	Plan 1 - \$2,000 HSA	Plan 2 - \$850
Single	\$568.24	\$650.56
Family	\$1,516.97	\$1,736.74
Annual Total	\$535,291	

- Similar Plan Designs
- Wellness Programs Included



Medical RFP Initial Bid Results

PEIP

- 9.32% increase in premium.
 - No Rate Cap

	Plan 1 - \$2,000 HSA	Plan 2 - \$850
Single	\$620.10	\$796.82
Family	\$1,655.44	\$2,127.34
Annual Total	\$585,191.28	

- No Plan Design Changes
- Wellness Programs Included



Best Bid Comparison

	Current - PEIP		Renewal - PEIP		Southeast Service Coop	
	Plan 1 - \$2,000 HSA	Plan 2 - \$850	Plan 1 - \$2,000 HSA	Plan 2 - \$850	Plan 1 - \$2,000 HSA	Plan 2 - \$850
Single	\$567.22	\$729.16	\$620.10	\$796.82	\$568.24	\$650.56
Family	\$1,514.26	\$1,946.70	\$1,655.44	\$2,127.34	\$1,516.97	\$1,736.74
Monthly Total	\$44,608		\$48,766		\$44,608	
Annual Total	\$535,290.72		\$585,191.28		\$535,293.12	
\$ Change			\$49,900.56		\$2.40	
% Change			9.32%		0%	



Bid Differences - Networks

14

Network Options

- PEIP currently allows employees to choose from 3 different carrier networks
 - Blue Cross Blue Shield – 81% of Current enrollment
 - Health Partners – 14% of Current enrollment
 - Preferred One – 5% of Current enrollment
- Southeast Service Coop/Medica would only be Medica Networks
 - Medica Choice Passport - 960,000 doctors, 5,900 hospitals, and 73,000 ancillary providers

50

Out-of-Network Coverage

- PEIP plans offer out of network coverage only to members whose permanent residence is outside the State of Minnesota and outside the service areas of the health plans participating in PEIP.
- Southeast Service Coop out of network benefits apply to all members regardless of permanent residence.



Bid Differences – Plan Designs

15

PEIP

- 3 Plans x 4 Cost Levels x 3 networks = 36 total plan configurations
- Primary Care Clinic (PCC) Model
 - Member care directed through PCC and referred to specialists

51

Southeast Service Cooperative

- 2 plan designs and 1 network = 2 different plan configurations
- Open Access Model
 - No PCC assignments, “self-referrals” to specialist allowed



Wellness Comparison

16

Both PEIP and the Southeast Service Coop have included Wellness programs with their 2022 bids.

Southeast Service Coop bid also includes access to their Cooperative Well-Being Programs which may include:

- Funds for member well-being programs
- Biometric Screening Equipment Rental, Training and Supplies
- Fitness Trackers – Bulk Orders
- Employee Well-Being Interest Survey Assistance
- Well-Being Resources
- Well-Being Activities, Events & Challenges
- Well-Being Forums

52

Please see the provided Wellness PDF's for full program details.



Bid Differences – Plan Designs

	Public Employer Insurance Pool (PEIP) Advantage Value	SESC/Medica Plan 2 - \$850	Public Employer Insurance Pool (PEIP) Advantage HSA	SESC/Medica Plan 1 - \$2,000 HSA
	In-Network	In-Network	In-Network	In-Network
Deductible				
Type	Embedded	Embedded	Non-Embedded	Non-Embedded
Individual	\$850	\$850	\$2,000	\$2,000
Family	\$1,700	\$1,700	\$4,000	\$4,000
Coinsurance	10-20%	15%	25%	25%
Individual	Medical- \$2,600 Drug - \$1,250	\$2,600	\$3,000	\$3,000
Family	Medical- \$5,200 Drug - \$2,500	\$5,200	\$6,000	\$6,000
After Deductible				
Hospitalization	\$325 Copay	15% Coinsurance	\$650 Copay After Deductible	25% Coinsurance
Emergency Room	\$125 Copay	15% Coinsurance	\$150 Copay After Deductible	25% Coinsurance
Urgent Care	\$40 Copay	\$40 Copay	\$55 Copay After Deductible	25% Coinsurance
Office Visit	\$40 Copay	\$40 Copay	\$55 Copay After Deductible	25% Coinsurance
Preventative Care	0% (No Deductible)	0% (No Deductible)	0% (No Deductible)	0% (No Deductible)
Prescription Drugs				
	Tier 1: \$25 Copay Tier 2: \$45 Copay Tier 3: \$70 Copay	Tier 1: \$25 Copay Tier 2: \$45 Copay Tier 3: \$70 Copay Specialty: 20% Coinsurance	Tier 1: \$30 Copay Tier 2: \$50 Copay Tier 3: \$75 Copay After Deductible	Tier 1: \$30 Copay Tier 2: \$50 Copay Tier 3: \$75 Copay Specialty: 25% Coinsurance

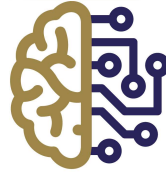


Next Steps

18

- Additional Questions?
- Determine Carrier Choice for 1/1/2022.
- Recommendation then provided to Board for approval.

54



intelligents

Thank you!

800.880.4015
info@intelligents.com

100 north broadway
albert lea, mn 56007

intelligents.com

From: Matt Rodgers <mrodgers@gced.k12.mn.us>
Sent: Monday, October 18, 2021 7:38 AM
To: Jackie Paradis <jparadis@gced.k12.mn.us>
Cc: Cindy Luhman <cluhman@gced.k12.mn.us>; Bridget Larson <blarson@gced.k12.mn.us>; Shelly Angell <shellyangell@gced.k12.mn.us>; Cherie Johnson <cjohnson@gced.k12.mn.us>; Logan Tufte <logan.tufte@intellicents.com>; Lynn Kermes <lynn.kermes@intellicents.com>
Subject: Re: GCED Insurance Committee

Good morning,

[Quoted text hidden]
[Quoted text hidden]

This message may have been malformed and may have been rejected.

[Quoted text hidden]

Matt Rodgers <mrodgers@gced.k12.mn.us>
 To: Jackie Paradis <jparadis@gced.k12.mn.us>

Mon, Oct 18, 2021 at 8:43 AM

Good morning,

Considering Logan's answer, I think we as a teachers union would choose the Coop's Medica plan.

On Fri, Oct 15, 2021 at 2:30 PM Jackie Paradis <jparadis@gced.k12.mn.us> wrote:

[Quoted text hidden]

[Quoted text hidden]

Logan Tufte <logan.tufte@intellicents.com>
 To: Jackie Paradis <jparadis@gced.k12.mn.us>, Cindy Luhman <cluhman@gced.k12.mn.us>, Cherie Johnson <cjohnson@gced.k12.mn.us>
 Cc: Lynn Kermes <lynn.kermes@intellicents.com>

Fri, Oct 22, 2021 at 9:35 AM

Good Morning Cherie, Jackie, and Cindy,

Seeing no further questions on the below I have provided that attached Southeast Service Cooperative Bid for signature. We have already entered the required broker information needed on the form. With signature we will submit the to Southeastern Service Cooperative and setup an initial implementation call to discuss the transition process of moving from PEIP to the Southeast Service Cooperative. Thank you everyone for the work to review analyze these bids and we look forward to open enrollment!

[Quoted text hidden]
[Quoted text hidden]

- VII. **Other:**
- VIII. **Comments: Board/Director**
- IX. **Next Meeting Date: December 1, 2021 at 6:00 PM at Liberty's in Red Wing.**
- X. **Adjournment**