

Agenda of Board Workshop/Regular Meeting

The Board of Trustees Mineral Wells ISD

A Board Workshop/Regular Meeting of the Board of Trustees of Mineral Wells ISD will be held Monday, January 9, 2023, beginning at 5:30 PM in the District Services Complex.

The subjects to be discussed or considered or upon which any formal action may be taken are listed below. Items do not have to be taken in the same order as shown on this meeting notice. Unless removed from the consent agenda, items identified within the consent agenda will be acted on at one time.

1. **Call to Order/Establish Quorum**
 2. **Board Workshop/Dinner**
 - A. Agenda Review
 - B. Planning for 22-23 School Year
 3. **Closed Session - Texas Government Code 551.074, Texas Government Code 551.076 and Texas Government Code 551.082**
 - A. Texas Government Code 551.074
 - 1) Renewal/Nonrenewal/Assignment/Reassignment/Probationary Status/Return to Probationary Status/Continuing Status of District Personnel
 - 2) Employment/Appointment/Reassignment/Evaluation/Compensation/Duties of Personnel
 - B. Texas Government Code 551.076
 - 1) Security - Personnel, Devices, Audits
 - C. Texas Government Code 551.082
 - 1) Student Discipline
 - D. Superintendent's Evaluation/Contract
 4. **Open Session/7:00 p.m.**
 5. **Prayer**
 6. **Pledges - U.S./Texas Flags**
 7. **Mission & Vision Statements**
 8. **Public Comment**
 9. **Special Recognitions**
- Presenter:** Karyn Bullock, Communications Director
- A. Partners in Education

B. State Recognitions	
C. School Board Appreciation	
1) Proclamation by Governor Greg Abbott	3
Presenter: Dr. John Kuhn, Superintendent	
2) Presentation of District's Certificate of Appreciation	
Presenter: Dr. John Kuhn, Superintendent	
3) Houston Elementary Presentation to School Board	
Presenter: Jacy Roach, Houston Elementary Principal	
10. President's Report	
11. Superintendent's Report	
A. Enrollment Report	5
12. Consent Agenda Items	
A. Monthly Financial Reports and Accounts Payable Listing	8
B. Water/Electricity/Gas Reports	30
C. Minutes of December 10, 2022 Regular Meeting of the Board	34
13. 2021-2022 Audit Report, Snow Garrett Williams, Certified Public Accountants	38
Presenter: Paul Hearn, Chief Financial Officer	
14. Discuss, Consider, and Take Any Necessary Action Regarding Selection of Audit Firm for 2022-2023	39
Presenter: Paul Hearn, Chief Financial Officer	
15. Discuss, Consider, and Take Any Necessary Action Regarding First Financial Bank Authorization Resolution	40
Presenter: Paul Hearn, Chief Financial Officer	
16. PUBLIC HEARING: Financial Integrity Rating System of Texas (FIRST) 2021-2022 Ratings Based on School Year 2020-2021	46
Presenter: Paul Hearn, Chief Financial Officer	
17. Discuss, Consider, and Make Any Necessary Action Regarding Approval of HB3 Board Goals	52
Presenter: David Tarver, Assistant Superintendent	
18. Discuss, Consider and Take Any Necessary Action Regarding Changing the March Board Meeting Date	
Presenter: Dr. John Kuhn, Superintendent	
19. PUBLIC HEARING: 2021-2022 Texas Academic Performance Report	59
Presenter: Angie Myrick, Executive Director of Curriculum	
20. Information	
A. Calendars for January and February	96
21. Vote on Closed Session Items	
22. Adjournment	



BOARD OF TRUSTEES
Agenda Item

MEETING DATE: 1/9/23

MEETING TYPE:

- Regular Meeting
- Special Meeting

AGENDA ITEM TYPE:

- Action Item
- Non-Action Item

BOARD GOALS (check all that apply)

Academic Goals

- Academic Competitiveness
 - Early Literacy (HB3)
 - Early Math (HB3)
 - Other
- Career Certifications (HB3)

Operational Goals

- Promote Community/School Partnerships
- Fiscal Responsibility
- Safe and Secure Schools

TITLE: School Board Appreciation

RECOMMENDED ACTION: This item is for information only.

BOARD POLICY/STATE REGULATION/LAW REFERENCE (if applicable):

OVERVIEW:

School boards play a vital role in our effort to develop education as they work with parents, education professionals and community members to create successful learning environments. While each day brings new challenges for Texas public schools and the students they serve, school board members, along with other dedicated school officials, tackle these challenges as opportunities to discuss important issues, develop innovation solutions and empower educators.

Governor Greg Abbott has declared January 2023 as School Board Recognition Month.

FISCAL IMPACT: N/A

ATTACHMENTS: Proclamation by Governor Greg Abbott

DEPARTMENT(S) SUBMITTING FORM: Superintendent

DEPARTMENT SIGNATURE/APPROVAL: 



STATE OF TEXAS
OFFICE OF THE GOVERNOR

To catch a glimpse of the Texas of tomorrow, we need only look into the classrooms of today. The boys and girls presently enrolled in our schools will, in due time, take the reins of the nation and determine the destiny of our people. In their prescience, our founders knew that the American democratic experiment could succeed only if our population remained virtuous and educated, and our schools promote the very enlightenment upon which our republic depends. Consequently, the task that befalls our school boards is of the utmost importance.

Recognizing that our educational system is foundational to our social order, individual schools and districts are answerable to the people through elected school boards. These boards set a vision for their district based on students' needs and community values. They uphold standards of rigor, achievement, discipline, and decency, and they provide a forum in which concerned parents and citizens can involve themselves in the educational process and make their voices heard on pressing issues. Ultimately, meaningful progress must be initiated at the grassroots level, and to this end, school boards ensure that the concerns of parents and citizens alike are addressed.

A child's God-given capacity is practically unlimited, and to unlock the fullness of this potential, we must all support the efforts of local school boards in any way we can. We must likewise remain informed about issues facing our school districts, never forgetting that these bodies are accountable to the citizenry.

At this time, I encourage all Texans to acknowledge and celebrate the thousands of school board trustees who voluntarily serve the next generation of leaders. From the Panhandle to the Gulf of Mexico, our school board members advocate on behalf of our children, strive to provide them the best possible education, and ensure that their needs—and those of their parents—remain a central focus. In so doing, they pave the way for a better, brighter future for the Lone Star State.


Therefore, I, Greg Abbott, Governor of Texas, do hereby proclaim January 2023 to be

School Board Recognition Month



in Texas and urge the appropriate recognition whereof.

In official recognition whereof,
I hereby affix my signature, this the
18th day of November, 2022.


Governor of Texas



BOARD OF TRUSTEES
Agenda Item

MEETING DATE: 1/9/23

MEETING TYPE:

- Regular Meeting
- Special Meeting

AGENDA ITEM TYPE:

- Action Item
- Non-Action Item

BOARD GOALS (check all that apply)

Academic Goals

- Academic Competitiveness
 - Early Literacy (HB3)
 - Early Math (HB3)
 - Other
- Career Certifications (HB3)

Operational Goals

- Promote Community/School Partnerships
- Fiscal Responsibility
- Safe and Secure Schools

TITLE: Enrollment Comparison December 2022

RECOMMENDED ACTION: This item is for information only.

BOARD POLICY/STATE REGULATION/LAW REFERENCE (if applicable):

OVERVIEW:

See attached report

FISCAL IMPACT: Rising enrollment results in revenue increase

ATTACHMENTS: MWISD Enrollment Comparison/Campus Summary Report

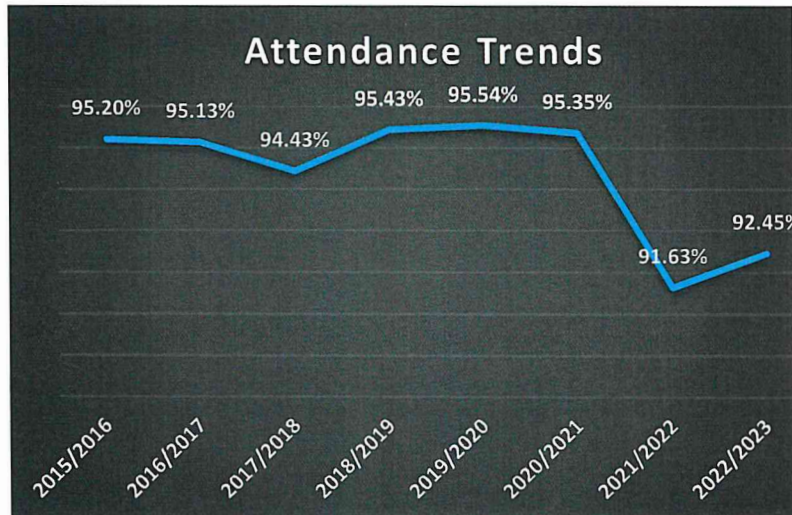
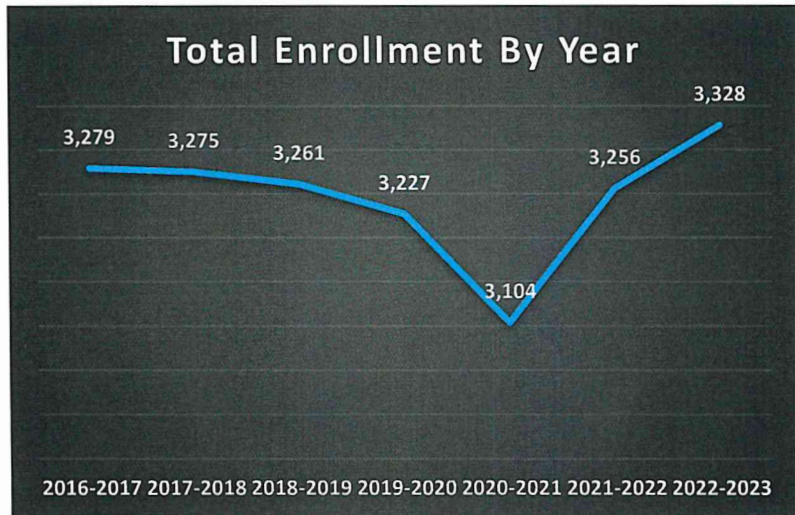
DEPARTMENT(S) SUBMITTING FORM: Superintendent

DEPARTMENT SIGNATURE/APPROVAL: 

Mineral Wells I.S.D. Monthly Board Report December 2022 (12 Days of School)

Total # of Students:	3328
Refined ADA:	2937.83
% of Attendance:	92.45%

Campus	Total Student Enrollment	Refined ADA	% Attendance
Mineral Wells H.S.	902	829.25	91.89%
Academy	18	14	71.18%
Mineral Wells Jr High	497	456.33	91.66%
Travis Elementary	732	686.33	93.58%
Houston Elementary	482	457.33	94.95%
Lamar Elementary	697	494.59	91.33%



December

	2016-2017	2017-2018	2018-2019	2019-2020	2020-2021	2021-2022	2022-2023
	December	December	December	December	December	December	December
EE	21	24	13	22	19	24	13
PK	230	219	220	213	144	207	202
K	200	264	249	269	246	210	260
1st	235	202	264	247	235	262	222
2nd	264	222	208	253	242	233	242
3rd	229	263	232	209	243	246	240
4th	261	230	247	228	201	240	257
5th	261	255	230	239	212	217	256
6th	218	263	257	227	247	225	219
7th	222	221	268	262	242	248	247
8th	220	229	224	249	266	251	250
9th	242	234	245	251	252	296	275
10th	242	213	196	193	220	227	256
11th	219	206	189	163	182	192	199
12th	183	191	202	176	139	162	172
Academy	32	39	17	26	14	16	18
Total	3,279	3,275	3,261	3,227	3,104	3,256	3,328

Attendance Comparison by Year

	2015/2016	2016/2017	2017/2018	2018/2019	2019/2020	2020/2021	2021/2022	2022/2023
MWHS	95.87%	95.84%	94.71%	95.02%	94.69%	95.59%	87.43%	91.89%
Academy	82.26%	78.04%	74.25%	64.29%	81.88%	62.72%	69.53%	71.18%
JH	95.48%	95.32%	94.77%	98.16%	95.97%	96.36%	92.06%	91.66%
Travis	95.04%	95.39%	94.18%	93.84%	95.89%	95.18%	94.79%	93.58%
Houston	95.33%	95.26%	95.04%	97.95%	96.83%	95.00%	93.57%	94.95%
Lamar	94.54%	94.42%	94.92%	95.11%	95.25%	95.39%	93.15%	91.33%
TOTAL	95.20%	95.13%	94.43%	95.43%	95.54%	95.35%	91.63%	92.45%



BOARD OF TRUSTEES

Agenda Item

MEETING DATE: 1/9/23

MEETING TYPE:

- Regular Meeting
- Special Meeting

AGENDA ITEM TYPE:

- Action Item
- Non-Action Item

BOARD GOALS (check all that apply)

Academic Goals

- Academic Competitiveness
 - Early Literacy (HB3)
 - Early Math (HB3)
 - Other
- Career Certifications (HB3)

Operational Goals

- Promote Community/School Partnerships
- Fiscal Responsibility
- Safe and Secure Schools

TITLE: Discuss, Consider, and Take Any Necessary Action Regarding the Monthly Financial Reports and Accounts Payable Listing

RECOMMENDED ACTION: It is recommended that the monthly Financial Reports and Accounts Payable Listing be approved as presented.

BOARD POLICY/STATE REGULATION/LAW REFERENCE (if applicable):

OVERVIEW:

See attached information.

FISCAL IMPACT: Variable revenue and expenditures to District

ATTACHMENTS: Tax Receipt Report, Financial Statement, AP Listing

DEPARTMENT(S) SUBMITTING FORM: Business and Finance

DEPARTMENT SIGNATURE/APPROVAL:  

**January 9, 2023 BOARD MEETING
2022-2023 TAX COLLECTIONS
AS OF NOVEMBER 30, 2022**

MAINTENANCE & OPERATIONS						
	LEVY	MONTHLY ACTIVITY	PRIOR ACTIVITY	YEAR-TO-DATE ACTIVITY	BALANCE DUE	YEAR-TO-DATE PERCENTAGE COLLECTED
CURRENT TAXES	\$ 11,407,590.00	\$ 1,012,964.62	\$ 117,268.38	\$ 1,130,233.00	\$ 10,277,357.00	9.91%
DELINQUENT TAXES	\$ 283,388.00	\$ 53,249.68	\$ 99,092.48	\$ 152,342.16	\$ 131,045.84	53.76%
PENALTY & INTEREST	\$ 200,290.00	\$ 27,608.74	\$ 32,638.24	\$ 60,246.98	\$ 140,043.02	30.08%
GRAND TOTAL	\$ 11,891,268.00	\$ 1,093,823.04	\$ 248,999.10	\$ 1,342,822.14	\$ 10,548,445.86	11.29%

0

INTEREST & SINKING						
	LEVY	MONTHLY ACTIVITY	PRIOR ACTIVITY	YEAR-TO-DATE ACTIVITY	BALANCE DUE	YEAR-TO-DATE PERCENTAGE COLLECTED
CURRENT TAXES	\$ 3,445,627.00	\$ 305,962.81	\$ 35,420.56	\$ 341,383.37	\$ 3,104,243.63	9.91%
DELINQUENT TAXES	\$ 87,755.00	\$ 16,700.24	\$ 33,144.02	\$ 49,844.26	\$ 37,910.74	56.80%
PENALTY & INTEREST	\$ 61,647.00	\$ 6,957.73	\$ 10,224.75	\$ 17,182.48	\$ 44,464.52	27.87%
GRAND TOTAL	\$ 3,595,029.00	\$ 329,620.78	\$ 78,789.33	\$ 408,410.11	\$ 3,186,618.89	11.36%

**MINERAL WELLS INDEPENDENT SCHOOL DISTRICT
CASH POSITION**

FOR PERIOD ENDING NOVEMBER 30, 2022

GENERAL FUND	\$ 8,508,053.29
FOOD SERVICE	\$ 340,545.64
SPECIAL REVENUE	\$ 2,422,427.06
INTEREST & SINKING	\$ 1,231,389.93
INSURANCE FUND	\$ 393,066.45
WORKERS' COMPENSATION	\$ 104.55
TRUST & AGENCY FUND	\$ 184,295.95
PAYROLL	<u>\$ (90,795.41)</u>
TOTAL	\$ 12,989,087.46
<u>Lone Star Investment</u>	
General Fund	\$ 7,460.11
Food Service Fund	\$ 3.89
Interest & Sinking	\$ 0.05
Insurance Fund	<u>\$ 94,348.47</u>
TOTAL INVESTMENTS	\$ 101,812.52

<u>Fnd</u>	<u>Fnd</u>	CASH <u>RECEIVED</u>	2022-2023 <u>Budget</u>	<u>Balance</u>
180	CO-CURRICULAR	113,739.57	143,636.00	29,896.43
199	GENERAL FUND	12,208,050.85	34,913,691.00	22,705,640.15
211	TITLE I, PART A	0.00	1,058,974.00	1,058,974.00
240	FOOD SERVICE	553,656.48	2,238,912.00	1,685,255.52
244	CARL PERKINS BASIC FORM. GRANT	0.00	56,834.00	56,834.00
255	TITLE II, PART A-SUP EFF INSTR	0.00	163,417.00	163,417.00
263	Title III, PART A-ELA	0.00	64,134.00	64,134.00
266	ESSER GRANT	213.36	396,407.00	396,193.64
270	TITLE V,B,SP 2, RLIS	0.00	70,351.00	70,351.00
281	ESSER II PPRP	2,110.56	3,331,627.00	3,329,516.44
282	ESSER III	0.00	6,927,376.00	6,927,376.00
289	FEDERALLY FUNDED SPECIAL REV	10,274.00	95,188.00	84,914.00
364	IDEA PART B, FORMULA ARP	16,063.66	202,086.00	186,022.34
365	IDEA PART B, PRESCHOOL ARP	203.36	11,844.00	11,640.64
397	ADVANCED PLACEMENT INCENTIVES	0.00	55.00	55.00
410	STATE TEXTBOOK FUND	36,761.25	24,160.00	-12,601.25
429	STATE FUNDED SPECIAL REVENUE	0.00	2,100.00	2,100.00
455	SHARS-MEDICAID	119,857.07	1,008,483.00	888,625.93
461	CAMPUS ACTIVITY FUND	2,200.19	37,446.00	35,245.81
599	DEBT SERVICE	413,892.71	3,598,161.00	3,184,268.29
753	INSURANCE FUND	3,082.95	1,760.00	-1,322.95
880	CUSTODIAL FUND - SCHOLARSHIPS	2,236.53	27,594.00	25,357.47
<hr/> Grand Revenue Totals		13,482,342.54	54,374,236.00	40,891,893.46

Number of Accounts: 99

***** End of report *****

Fnd	End	2022-2023			Balance
		Expended	Encumbered	Budget	
180	CO-CURRICULAR	390,408.71	34,225.47	1,308,327.00	883,692.82
199	GENERAL FUND	8,067,215.04	189,117.60	33,749,000.00	25,492,667.36
211	TITLE I, PART A	238,380.30	9,181.25	1,058,974.00	811,412.45
224	IDEA-B FORMULA	241,842.88	25,550.00	0.00	-267,392.88
225	IDEA-B PRESCHOOL	4,832.97	0.00	0.00	-4,832.97
240	FOOD SERVICE	548,655.68	5,701.73	2,238,912.00	1,684,554.59
244	CARL PERKINS BASIC FORM. GRANT	19,087.42	11,545.75	56,834.00	26,200.83
255	TITLE II, PART A-SUP EFF INSTR	43,052.82	4,509.98	163,417.00	115,854.20
263	Title III, PART A-ELA	9,624.66	899.70	64,134.00	53,609.64
266	ESSER GRANT	213.36	0.00	396,407.00	396,193.64
270	TITLE V, B, SP 2, RLIS	7,394.56	0.00	70,351.00	62,956.44
281	ESSER II PPRP	1,147,705.98	378,825.03	3,331,627.00	1,805,095.99
282	ESSER III	789,845.00	0.00	6,927,376.00	6,137,531.00
289	FEDERALLY FUNDED SPECIAL REV	16,321.60	0.00	95,188.00	78,866.40
364	IDEA PART B, FORMULA ARP	16,063.66	0.00	202,086.00	186,022.34
365	IDEA PART B, PRESCHOOL ARP	203.36	0.00	11,844.00	11,640.64
397	ADVANCED PLACEMENT INCENTIVES	0.00	0.00	55.00	55.00
410	STATE TEXTBOOK FUND	37,261.25	0.00	24,160.00	-13,101.25
429	STATE FUNDED SPECIAL REVENUE	0.00	5,305.00	2,100.00	-3,205.00
455	SHARS-MEDICAID	5,289.58	0.00	1,008,483.00	1,003,193.42
461	CAMPUS ACTIVITY FUND	842.84	4,226.67	37,446.00	32,376.49
599	DEBT SERVICE	0.00	0.00	3,598,161.00	3,598,161.00
880	CUSTODIAL FUND - SCHOLARSHIPS	-1,000.00	0.00	9,300.00	10,300.00
Grand Expense Totals		11,583,241.67	669,088.18	54,354,182.00	42,101,852.15

Number of Accounts: 1962

***** End of report *****

Fnd T Fn Obj Sb Org F Pr L L2 Obj	2022-2023	YTD	Encumbered	Unencumbered
	BUDGET	EXPENDED	Amount	Balance
XXX E 00 ----	886,282.00	0.00	0.00	886,282.00
XXX E 11 ----	30,027,960.00	5,828,096.53	46,554.05	24,153,309.42
XXX E 12 ----	1,770,805.00	464,732.51	101,518.57	1,204,553.92
XXX E 13 ----	483,948.00	75,430.57	12,110.12	396,407.31
XXX E 21 ----	254,075.00	86,057.94	103.92	167,913.14
XXX E 23 ----	2,340,451.00	553,441.66	1,772.97	1,785,236.37
XXX E 31 ----	739,970.00	272,487.37	1,389.98	466,092.65
XXX E 33 ----	405,288.00	91,441.89	814.32	313,031.79
XXX E 34 ----	1,274,016.00	511,348.92	18,340.79	744,326.29
XXX E 35 ----	2,262,312.00	554,205.68	5,701.73	1,702,404.59
XXX E 36 ----	1,341,128.00	401,531.33	34,764.50	904,832.17
XXX E 41 ----	1,510,052.00	370,268.56	3,028.14	1,136,755.30
XXX E 51 ----	6,806,375.00	2,089,334.66	411,602.79	4,305,437.55
XXX E 52 ----	63,016.00	18,723.81	5,305.00	38,987.19
XXX E 53 ----	204,956.00	117,708.93	531.30	86,715.77
XXX E 61 ----	51,942.00	1,795.00	0.00	50,147.00
XXX E 71 ----	3,714,010.00	122,086.31	0.00	3,591,923.69
XXX E 93 ----	0.00	25,550.00	25,550.00	-51,100.00
XXX E 97 ----	208,296.00	0.00	0.00	208,296.00
Grand Expense Totals	54,344,882.00	11,584,241.67	669,088.18	42,091,552.15

Number of Accounts: 1953

***** End of report *****

<u>VENDOR</u>	<u>INVOICE NUMBER</u>	<u>INVOICE DESCRIPTION</u>	<u>CHECK DATE</u>	<u>CHECK NUMBER</u>	<u>CHE TYP</u>	<u>AMOUNT</u>
ALLSTAR CUSTOM APPAR	1127	SHIRTS	12/01/2022	97552	R	1,009.44
AT&T	1111	SERVICE	12/01/2022	97553	R	1,476.49
AT&T MOBILITY	2872561331	SERVICE	12/01/2022	97554	R	206.48
AUSTIN, DARRYL	1130	BASKETBALL OFFICIAL 11/21/22	12/01/2022	97555	R	165.00
AWARDS & MORE ENGRAV	Multiple	Multiple Invoices	12/01/2022	97556	R	190.45
BAKER, FRANKLIN	1130	SECURITY 11/11,25	12/01/2022	97557	R	360.00
BILL'S DIESEL & WREC	Multiple	Multiple Invoices	12/01/2022	97558	R	227.00
BOHN, JERRY	1130	FOOTBALL OFFICIAL 11/11/22	12/01/2022	97559	R	140.00
CARDMEMBER SERVICE	Multiple	Multiple Invoices	12/01/2022	97561	R	5,989.53
CDW-G	D282280	Technology monitors	12/01/2022	97562	R	666.81
CHICKEN EXPRESS	Multiple	Multiple Invoices	12/01/2022	97563	R	440.00
COLWELL, NATHAN	1130	FOOTBALL GAME WORKER 11/11/22	12/01/2022	97564	R	50.00
CRENSHAW, SHELLE	Multiple	Multiple Invoices	12/01/2022	97565	R	438.88
DECKER EQUIPMENT	511117A	QUOTE #511117 DO NOT ENTER SIGNS	12/01/2022	97566	R	84.35
DUNCAN, DAVID	1130	FOOTBALL OFFICIAL 11/11/22	12/01/2022	97567	R	140.00
EASTMAN, JOE	1130	FOOTBALL GAME WORKER 11/11/22	12/01/2022	97568	R	100.00
EDUCATION SERVICE CT	4102300148	Monthly Internet Service November 2022	12/01/2022	97569	R	1,000.00
FAMOUS MINERAL WATER	B2704	Inv. #B2704 Crazy Water	12/01/2022	97570	R	29.00
FINLEY, NATALEE	1130	BASKETBALL OFFICIAL 11/17/22	12/01/2022	97571	R	100.00
FLORES, MELVIN	1130	BASKETBALL OFFICIAL 11/17,18,21	12/01/2022	97572	R	210.00
FLORENCE, TOBY	1130	BASKETBALL OFFICIAL 11/17,18,21	12/01/2022	97573	R	307.50
FOLEY, LLOYD	1130	SECURITY 11/17/22	12/01/2022	97574	R	135.00
FOLLETT CONTENT SOLU	Multiple	Multiple Invoices	12/01/2022	97575	R	1,921.66
FOOD SERVICE	Multiple	Multiple Invoices	12/01/2022	97576	R	8,014.12
FRAZIER, MICHAEL	1130	FOOTBALL OFFICIAL 11/11/22	12/01/2022	97577	R	140.00
FRONTIER WASTE-CRESS	1123	SERVICE	12/01/2022	97578	R	6,668.84
FRONTLINE TECHNOLOGI	INVUS16765	InvUS167654 SIS Integration, Special Ed data to SIS 9-1-22-8-31-23 SIS Integration, Special ED data to SIS 7-1-22-8-31-22 SIS Integration Demographic Data form SIS 9-1-22-8-31-23 SIS Integration Demographic data from SIS 7-1-22-8-31-22	12/01/2022	97579	R	3,509.58
GENERATION GENIUS, I	GG160805-R	Subscription Renewal	12/01/2022	97580	R	125.00
GLOVER, BRANDON	1130	SECURITY 11/11,18	12/01/2022	97581	R	360.00
GOODRIDGE, SCOTT	1130	BASKETBALL OFFICIAL 11/19/2022	12/01/2022	97582	R	165.00
GRAHAM, TERRY	1130	Nov. Contracted Services	12/01/2022	97583	R	2,250.00
HICKEY, JASON	1130	FOOTBALL OFFICIAL 11/11/22	12/01/2022	97584	R	140.00
HOBBS, HUDSON	1130	FOOTBALL GAME WORKER 11/11/22	12/01/2022	97585	R	50.00
HOME DEPOT CREDIT SE	Multiple	Multiple Invoices	12/01/2022	97586	R	663.14
JUDD, PENNY	1130	SECURITY 11/18,21	12/01/2022	97587	R	450.00
JW PEPPER & SON INC	Multiple	Multiple Invoices	12/01/2022	97588	R	53.99
KENT DISTRIBUTORS, I	IN-097709	TRANSPORTATION - FUEL PURCHASE	12/01/2022	97589	R	7,734.93
Kidd, Katherine	1130	Meals & Mileage WS-Catapult Learning and Behavior Learning 12-6-22	12/01/2022	97590	R	59.56
KMR Turf	1333	MAINTENANCE-November 2022	12/01/2022	97591	R	675.00
KYOCERA DOCUMENT SOL	Multiple	Multiple Invoices	12/01/2022	97592	R	954.05

<u>VENDOR</u>	<u>INVOICE NUMBER</u>	<u>INVOICE DESCRIPTION</u>	<u>CHECK DATE</u>	<u>CHECK CHE NUMBER</u>	<u>TYP</u>	<u>AMOUNT</u>
Lara, Katelyn	1130	Meals and Mileage for Katelyn Lara	12/01/2022	97593	R	143.12
LONE STAR COMMUNICAT	120062	HS Outdoor paging horn replacements	12/01/2022	97594	R	1,510.23
LOWELL THOMAS FENCE	Multiple	Multiple Invoices	12/01/2022	97595	R	15,227.00
McDaniel, Ricky	1130	TRAVEL REIMBURSEMENT 11/4,5	12/01/2022	97596	R	25.00
MENCHACA, CRISTAL	1130	SECURITY 11/8,11,18,25	12/01/2022	97597	R	630.00
MENDEZ, JONATHAN	1130	FOOTBALL GAME WORKER 11/11/22	12/01/2022	97598	R	50.00
METRO DISCOUNT FOODS	664402	FOOD FOR SCHOOL BOARD MEALS	12/01/2022	97599	R	23.54
MICHAEL DAVID VESTAL	202	Apple Corps Teacher 2023	12/01/2022	97600	R	150.00
MILLIKEN, MARK	1130	FOOTBALL GAME WORKER 11/11/22	12/01/2022	97601	R	50.00
MINERAL WELLS JR. HI	1130	REIMBURSE PETTY CASH	12/01/2022	97602	R	123.12
MITCHELL, JENNIFER	1130	FOOTBALL GAME WORKER 11/11/22	12/01/2022	97603	R	50.00
MURPHY, PATRICK	1130	BASKETBALL OFFICIAL 11/21/22	12/01/2022	97604	R	165.00
MYRICK, ANGELA	1130	Angie Myrick's Meals for Conference	12/01/2022	97605	R	70.00
NSPRA	844	MEMBERSHIP FEE FOR KARYN BULLOCK	12/01/2022	97606	R	205.00
NELCO	8226402	W2/1099 FORMS AND ENVELOPES	12/01/2022	97607	R	255.48
NEWTON, RIDGE	1130	FOOTBALL GAME WORKER 11/11/22	12/01/2022	97608	R	50.00
NOLAND, JOE	1130	BASKETBALL OFFICIAL 11/18/22	12/01/2022	97609	R	145.00
PARKER, DONNA	1130	BASKETBALL GAME WORKER 1/1,8,11,19,21	12/01/2022	97610	R	250.00
PIPPIN, JAMES	1130	FOOTBALL OFFICIAL 11/11/22	12/01/2022	97611	R	140.00
PROFESSIONAL TURF PR	1585939-00	MAINTENANCE-September 2022	12/01/2022	97612	R	376.46
REGION 4 ESC	Multiple	Multiple Invoices	12/01/2022	97614	R	165.00
RICHARDS SIGNS	21501	MAINTENANCE-November 2022	12/01/2022	97615	R	6,450.00
RUELAS, JOE	1130	BASKETBALL OFFICIAL 11/17,18	12/01/2022	97616	R	127.50
SALAZAR, JOE JR	1130	FOOTBALL GAME WORKER 11/11/22	12/01/2022	97617	R	50.00
SAUCEDO, JUAN	1130	SECURITY 11/11/22	12/01/2022	97618	R	180.00
SEATON, THOMAS	1130	FOOTBALL/SECURITY 11/11,18,25	12/01/2022	97619	R	500.00
SHULER, WILLIE	1130	BASKETBALL OFFICIAL 11/18/22	12/01/2022	97620	R	185.00
SIMONTON, STEPHEN	1130	SECURITY 11/11/22	12/01/2022	97621	R	180.00
SMETHERS, DELENA	1130	FOOTBALL GAME WORKER 11/11/22	12/01/2022	97622	R	50.00
SOLIANT HEALTH	Multiple	Multiple Invoices	12/01/2022	97623	R	4,566.25
SOUTHEASTERN PERFORM	502042	SUPPLIES	12/01/2022	97624	R	532.86
STREUN, CHRISTY	1130	SECURITY 11/18,25	12/01/2022	97625	R	360.00
SULLIVAN SUPPLY SOUT	PSI344432	Supplies Ag	12/01/2022	97626	R	1,039.15
TEXAS RURAL EDUCATIO	2936	TREA Membership dues for Dr. Kuhn for 2022-2023	12/01/2022	97627	R	775.00
TEXAS TECH UNIVERSIT	609679	Spanish 1B Tests	12/01/2022	97628	R	60.00
TEXAS GAS SERVICES	1110	SERVICE	12/01/2022	97629	R	3,655.03
THSBGA	1130	MEMBERSHIP	12/01/2022	97630	R	100.00
Thomas, MATTHEW	1130	BASKETBALL OFFICIAL 11/18/22	12/01/2022	97631	R	185.00
TIVA	1130	Membership Dues Torres	12/01/2022	97632	R	300.00
TRAMMELL, BRENDA	1130	BASKETBALL GAME WORKER 11/1,18,21	12/01/2022	97633	R	150.00
TRI-M MUSIC HONOR SO	1130	DUES	12/01/2022	97634	R	100.00
TSPRA	ER-2022-31	CONFERENCE - MEMBER #1579	12/01/2022	97635	R	550.00
UNIFIRST CORPORATION	2810027467	TRANSPORTATION - LINEN SERVICES	12/01/2022	97636	R	61.96
WALMART CAPITAL ONE	Multiple	Multiple Invoices	12/01/2022	97637	R	916.05
WALKER, LONNIE	1130	BASKETBALL OFFICIAL 11/18/22	12/01/2022	97638	R	145.00
WALLACE, MARLIN	1130	BASKETBALL OFFICIAL 11/19/22	12/01/2022	97639	R	165.00
WORKERS' COMPENSATIO	1130	WORKERS' COMP CLAIMS	12/01/2022	97640	R	23,952.66
FREEZE CARPETS, INC.	1201	FLOORING - HALF DOWN -	12/01/2022	97641	R	6,653.50

<u>VENDOR</u>	<u>INVOICE NUMBER</u>	<u>INVOICE DESCRIPTION</u>	<u>CHECK DATE</u>	<u>CHECK NUMBER</u>	<u>CHE TYP</u>	<u>AMOUNT</u>
		BALANCE ON COMPLETION				
ACE HARDWARE OF MINE	Multiple	Multiple Invoices	12/07/2022	97642	R	153.33
AIRGAS USA, LLC	Multiple	Multiple Invoices	12/07/2022	97643	R	69.57
AT&T MOBILITY	825071876X	SERVICE	12/07/2022	97644	R	1,932.18
ATSSB REGION 7 BAND	17492	ENTRY	12/07/2022	97645	R	580.00
BARKER, CAEDEN	1130	FOOTBALL GAME WORKER 11/18/22	12/07/2022	97646	R	35.00
BENNETT'S OFFICE SUP	Multiple	Multiple Invoices	12/07/2022	97650	R	41,540.63
BROWN, LARRY	1130	FOOTBALL OFFICIAL 11/18/22	12/07/2022	97651	R	256.52
CHICKEN EXPRESS	1130	FOOD FOR PRESS BOX - 11/18,25	12/07/2022	97652	R	660.00
COLWELL, NATHAN	1130	FOOTBALL GAME WORKER 11/18,25	12/07/2022	97653	R	100.00
COX, CODY	1130	FOOTBALL OFFICIAL 11/25/22	12/07/2022	97654	R	145.00
COX, DARRIN	1130	FOOTBALL OFFICIAL 11/25/22	12/07/2022	97655	R	261.25
DEMCO, INC	7220919	SUPPLIES	12/07/2022	97656	R	110.96
Easley, Joy	1130	CONTRACTED SERVICES	12/07/2022	97657	R	425.00
EASTMAN, JOE	1130	FOOTBALL GAME WORKER 11/18,25	12/07/2022	97658	R	250.00
ELLIOTT ELECTRIC SUP	Multiple	Multiple Invoices	12/07/2022	97662	R	803.96
Everything Shredded	1356	SHREDDING SERVICES	12/07/2022	97663	R	90.00
EWELL EDUCATIONAL SE	543-15125	Area IV LDE Contest	12/07/2022	97664	R	50.00
FON, CODY	1130	FOOTBALL OFFICIAL 11/25/22	12/07/2022	97665	R	145.00
FRISBY, BRAD	1130	FOOTBALL OFFICIAL 11/18/22	12/07/2022	97666	R	259.62
FRONTIER WASTE-CRESS	92913	SERVICE	12/07/2022	97667	R	150.00
Funk, Steven	1130	TRAVEL	12/07/2022	97668	R	106.88
GLEN ROSE ISD	1130	FOOTBALL PLAYOFF PROCEEDS	12/07/2022	97669	R	177.09
GLOVER, BRANDON	1202	SECURITY 12/2/22	12/07/2022	97670	R	180.00
GRADUATE SALES, INC	Multiple	Multiple Invoices	12/07/2022	97671	R	2,523.00
GRAY, DANIEL	1130	FOOTBALL GAME WORKER 11/18/22	12/07/2022	97672	R	50.00
HIGH SCHOOL	1130	REIMB CK 11904,11907,11905,11906	12/07/2022	97673	R	2,170.00
HIRSHI HIGH SCHOOL	1130	FOOTBALL PLAYOFF PROCEEDS - 11/25/2022	12/07/2022	97674	R	452.09
HOBBS, HUDSON	1130	FOOTBALL GAME WORKER 11/25/22	12/07/2022	97675	R	50.00
Jackson, KARLON	1130	FOOTBALL LOFFICIAL 11/18/22	12/07/2022	97676	R	150.00
JAMES, CORY	1130	FOOTBALL OFFICIAL 11/25/22	12/07/2022	97677	R	145.00
JOHNSON, MICHAEL	1130	FOOTBALL OFFICIAL 11/18/22	12/07/2022	97678	R	239.16
Johnston, Stefany	1207	TRAVEL	12/07/2022	97679	R	95.93
JW PEPPER & SON INC	364688165	Sing for Joy! Choir Books Invoice#364688165	12/07/2022	97680	R	41.25
KYOCERA DOCUMENT SOL	Multiple	Multiple Invoices	12/07/2022	97681	R	1,180.83
LAWRENCE, WES	1130	FOOTBAL OFFICIAL 11/18/22	12/07/2022	97682	R	150.00
LOCKWOOD, AUSTIN	1130	FOOTBALL OFFICIAL 11/18/2022	12/07/2022	97683	R	242.88
LONE STAR NEWS GROUP	00110953	Erate RFP advertisement - ACCT #07101153	12/07/2022	97684	R	230.50
MCNEILL, GREGORY	1130	FOOTBALL OFFICIAL 11/25/22	12/07/2022	97685	R	145.00
MENCHACA, CRISTAL	1207	SECURITY 2/1,2	12/07/2022	97686	R	270.00
MENDEZ, JONATHAN	1130	FOOTBALL GAME WORKER 11/18,25	12/07/2022	97687	R	100.00
MILLIKEN, MARK	1130	FOOTBALL GAME WORKER 11/25	12/07/2022	97688	R	50.00
MINERAL WELLS JR. HI	1207	REIMB CK 887,888	12/07/2022	97689	R	800.00
MITCHELL, JENNIFER	1130	FOOTBALL GAME WORKER 11/18,25	12/07/2022	97690	R	100.00
MYRICK, ANGELA	1207	Angie Meals for Conference	12/07/2022	97691	R	60.00
NAPA AUTOMOTIVE PART	Multiple	Multiple Invoices	12/07/2022	97692	R	2,427.57
PARKER, DONNA	1130	FOOTBALL GAME WORKER 11/18,25	12/07/2022	97693	R	100.00
PIONEER DRAMA SERVIC	628215	Rights and Scripts for MWJH One Act Play	12/07/2022	97694	R	293.00
PITNEY BOWES GLOBAL	3316599215	Postage Meter Rental	12/07/2022	97695	R	196.98
PITNEY BOWES BANK IN	51310290	Postage Meter Postage	12/07/2022	97696	R	120.98
PROFESSIONAL GROUNDS	1130	Membership Renewal-	12/07/2022	97697	R	225.00

<u>VENDOR</u>	<u>INVOICE NUMBER</u>	<u>INVOICE DESCRIPTION</u>	<u>CHECK DATE</u>	<u>CHECK NUMBER</u>	<u>CHECK TYP</u>	<u>AMOUNT</u>
RAMS CLEANERS	Multiple	Multiple Invoices	12/07/2022	97698	R	916.41
ROSE BRAND WIPERS, I	760186	SUPPLIES	12/07/2022	97699	R	1,944.78
Rothe, Michaela	Multiple	Multiple Invoices	12/07/2022	97700	R	175.07
SALAZAR, JOE JR	1130	FOOTBALL GAME WORKER 11/18,25	12/07/2022	97701	R	100.00
SCHOOL HEALTH CORPOR	Multiple	Multiple Invoices	12/07/2022	97702	R	814.32
SEATON, THOMAS	Multiple	Multiple Invoices	12/07/2022	97703	R	235.00
SHELBY, GERALD	1130	FOOTBALL OFFICIAL 11/25/2022	12/07/2022	97704	R	145.00
SIMONTON, STEPHEN	1207	SECURITY 12/2/22	12/07/2022	97705	R	180.00
SMETHERS, DELENA	1130	FOOTBALL GAME WORKER 11/18,25	12/07/2022	97706	R	100.00
SOUTHERN FLORAL COMP	218630	Supplies L Stutt	12/07/2022	97707	R	287.10
SPRINGTOWN ISD	MINERALWEL	VOLLEYBALL PLAYOFF OFFICIALS	12/07/2022	97708	R	180.00
STREUN, CHRISTY	1207	SECURITY 12/2,3	12/07/2022	97709	R	720.00
Stutts, Beau	1207	Area IV LDE Contest Student Meal Money	12/07/2022	97710	R	84.00
SUTHERLANDS BLDG. MA	Multiple	Multiple Invoices	12/07/2022	97711	R	665.98
TEXAS DEPT OF PUBLIC	CRS-202210	Invoice Number CRS-202210-249620	12/07/2022	97712	R	21.00
THOMSON, CHARLES	1130	FOOTBALL OFFICIAL 11/18/22	12/07/2022	97713	R	150.00
TRACTOR SUPPLY PLAN	Multiple	Multiple Invoices	12/07/2022	97714	R	134.25
VOSS, JEFF	1130	FOOTBALL OFFICIAL 11/25/22	12/07/2022	97715	R	261.25
WALMART CAPITAL ONE	Multiple	Multiple Invoices	12/07/2022	97717	R	1,385.68
WEBUILDFUN, INC	791028	QUOTE #R0061225030 SLIDE	12/07/2022	97718	R	3,902.14
WestWorks Learning C	1132	Inv. #1132 October Contracted Services Jamie Florida & Dania Rohena	12/07/2022	97719	R	11,887.50
WEX BANK	85250611	FUEL	12/07/2022	97720	R	321.81
WICHITA FALLS RIDER	1130	FOOTBALL PLAYOFF PROCEEDS - 11/18/2022	12/07/2022	97721	R	381.35
WIELENGA, KASI	119	CHOREOGRAPHY	12/07/2022	97722	R	450.00
Williams, Jeffrey	1130	Reimbursement for Supplies	12/07/2022	97723	R	250.68
ACE HARDWARE OF MINE	Multiple	Multiple Invoices	12/14/2022	97728	R	2,381.65
AIRGAS USA, LLC	9992544246	MAINTENANCE-November 2022	12/14/2022	97729	R	79.12
ALLSTAR CUSTOM APPAR	1068	TRANSPORTATION - EMPLOYEE INCENTIVE	12/14/2022	97730	R	770.71
AMPLIFY SECURE DOCUM	521064	Shredding	12/14/2022	97731	R	82.00
AT&T LONG DISTANCE	811340500	SERVICE-CORPORATION #346970 811340500-0	12/14/2022	97732	R	29.96
ATSSB REGION 7 BAND	1214	ENTRY	12/14/2022	97733	R	250.00
AWARDS & MORE ENGRAV	44033	SUPPLIES	12/14/2022	97734	R	15.00
THE BAND SHOPPE	Multiple	Multiple Invoices	12/14/2022	97735	R	471.45
BENNETT'S OFFICE SUP	Multiple	Multiple Invoices	12/14/2022	97737	R	2,564.21
BENNETT PRINTING	34916	ENVELOPES	12/14/2022	97738	R	632.00
BUCKS WHEEL & EQUIP	121866	TRANSPORTATION - PARTS	12/14/2022	97739	R	6,022.46
CANDOR CONSULTING AN	1315	Inv. #1315 Nov. Contracted Services	12/14/2022	97740	R	9,524.76
C E S D	37312	CESD virtual conference	12/14/2022	97741	R	410.00
CIRCLE J. FABRICATIO	8940	Ag Welding Henry	12/14/2022	97742	R	445.50
CREATIVE COSTUMING A	116701	SUPPLIES	12/14/2022	97743	R	3,115.00
CROSS TIRE AND AUTOM	102096	MAINTENANCE-November 2022	12/14/2022	97744	R	84.80
DECKER EQUIPMENT	511438A	MAINTENANCE-October 2022	12/14/2022	97745	R	80.40
DEMCO, INC	7225351	QUOTE #W2311087 DEMCO STURDY COLORED SHELF MARKERS HS BOOK JACKET COVER 1 MIL E-ZFIT 14"H X 200' L	12/14/2022	97746	R	85.21
DISA GLOBAL SOLUTION	2233799	DRUG TEST	12/14/2022	97747	R	540.00
DOUBLE H TIRE	Multiple	Multiple Invoices	12/14/2022	97748	R	538.33

<u>VENDOR</u>	<u>INVOICE NUMBER</u>	<u>INVOICE DESCRIPTION</u>	<u>CHECK DATE</u>	<u>CHECK NUMBER</u>	<u>CHE TYP</u>	<u>AMOUNT</u>
EDUCATION SERVICE CT	5002300048	Reading Academies	12/14/2022	97749	R	4,500.00
EDUCATION SERVICE CE	061001	PD	12/14/2022	97750	R	100.00
ELLIOTT ELECTRIC SUP	Multiple	Multiple Invoices	12/14/2022	97752	R	2,237.22
FOLLETT CONTENT SOLU	562171F	Supplies for Library Quote#11001574	12/14/2022	97753	R	617.60
FREDERICK, MICHAEL	035495	BOOKS	12/14/2022	97754	R	60.00
FURR BUILDING MATERI	17924	MAINTENANCE-November 2022	12/14/2022	97755	R	28.00
GOPHER SPORTS	IN233128	Brunton Instructor's Orienteering Kits-Outdoor Ed Invoice# IN233128	12/14/2022	97756	R	346.08
GRAINGER	Multiple	Multiple Invoices	12/14/2022	97757	R	400.20
HAMPTON, DEEANN	1214	Travel	12/14/2022	97758	R	153.25
HIGH SCHOOL	1214	REIMB CK #11909,11911,11918,11908,11913 ,11910,11912,11914,11915,11916 ,11917	12/15/2022	97759	V	-3,395.00
HIGH SCHOOL	1214	REIMB CK #11909,11911,11918,11908,11913 ,11910,11912,11914,11915,11916 ,11917	12/14/2022	97759	R	3,395.00
IML SECURITY SUPPLY	Multiple	Multiple Invoices	12/14/2022	97760	R	2,125.38
Intouch Therapy	MIN11	Inv. #MIN11 Nov. Contracted PT Services	12/14/2022	97761	R	5,753.33
JOE W. FLY CO., INC.	Multiple	Multiple Invoices	12/14/2022	97762	R	1,769.58
KENT DISTRIBUTORS, I	IN-099199	MAINTENANCE-November 2022	12/14/2022	97763	R	2,091.90
KYOCERA DOCUMENT SOL	Multiple	Multiple Invoices	12/14/2022	97764	R	3,394.73
MARK'S PLUMBING PART	inv0020506	MAINTENANCE-November 2022	12/14/2022	97765	R	725.16
MARTIN OIL COMPANY	Multiple	Multiple Invoices	12/14/2022	97766	R	194.00
MINERAL WELLS HIGH S	1206	REIMBURSE PETTY CASH	12/14/2022	97767	R	7.85
MISSION RESTAURANT S	INV196585	Ice Makers-2022-Buy Board 598-19	12/14/2022	97768	R	7,146.00
MOBILE PHONE OF TEXA	270-37274	Mobile Phone of Texas Inc. Quote#22101MMWISD	12/14/2022	97769	R	1,438.00
N-TUNE	Multiple	Multiple Invoices	12/14/2022	97770	R	377.24
NAPA AUTOMOTIVE PART	Multiple	Multiple Invoices	12/14/2022	97771	R	2,193.41
NASCO	356415	ART Supplies	12/14/2022	97772	R	283.55
NATIONAL WHOLESALE S	S4178331.0	MAINTENANCE-November 2022	12/14/2022	97773	R	514.65
NAVIGATE360, LLC	INV-00683	Office Supplies	12/14/2022	97774	R	390.00
NEWTON, RIDGE	1130	FOOTBALL GAME WORKER 11/18/2022	12/14/2022	97775	R	50.00
NORTHERN SAFETY CO I	905089323	MAINTENANCE-November 2022	12/14/2022	97776	R	208.96
O'REILLY AUTOMOTIVE,	Multiple	Multiple Invoices	12/14/2022	97777	R	128.45
PARKER, MONTY	A9228A	Generator install for NOC	12/14/2022	97778	R	3,572.42
PENDER'S MUSIC COMPA	Multiple	Multiple Invoices	12/14/2022	97779	R	488.00
PITNEY BOWES GLOBAL	3316622908	POSTAGE METER	12/14/2022	97780	R	621.33
PROFESSIONAL TURF PR	Multiple	Multiple Invoices	12/14/2022	97781	R	1,287.45
RANDY'S SERVICE CENT	103626	MAINTENANCE-November 2022	12/14/2022	97782	R	40.00
RODRIGUE, DAIN	1103	CHOREOGRAPHY	12/14/2022	97783	R	3,600.00
RR SERVICE CO, INC.	4484	MAINTENANCE-November 2022	12/14/2022	97784	R	435.00
S & K AUTOMOTIVE	23080	MAINTENANCE-November 2022	12/14/2022	97785	R	1,118.94
Sarah Moore Mobility	1130	Inv. Nov. 1-Nov. 30 O & M Contracted Services	12/14/2022	97786	R	617.50
SHERWIN-WILLIAMS	8097-2	SUPPLIES	12/14/2022	97787	R	45.11
SITEONE LANDSCAPE SU	Multiple	Multiple Invoices	12/14/2022	97788	R	1,416.32
SOLIAN HEALTH	20513734	Inv. #20513734 Contracted Services 10-30	12/14/2022	97789	R	1,105.00

<u>VENDOR</u>	<u>INVOICE NUMBER</u>	<u>INVOICE DESCRIPTION</u>	<u>CHECK DATE</u>	<u>CHECK NUMBER</u>	<u>CHE TYP</u>	<u>AMOUNT</u>
SOUTHERN FLORAL COMP	Multiple	Multiple Invoices	12/14/2022	97790	R	404.96
STANBURY UNIFORMS, L	012003	FLAGS	12/14/2022	97791	R	727.37
SUTHERLANDS BLDG. MA	Multiple	Multiple Invoices	12/14/2022	97793	R	501.54
TARPLEY MUSIC	Multiple	Multiple Invoices	12/14/2022	97794	R	1,096.21
THE PEPPERMINT PIG	1129	BOOKS	12/14/2022	97795	R	144.42
TRACTOR SUPPLY PLAN	192108	SUPPLIES	12/14/2022	97796	R	52.97
TUNE IN	950966	SUPPLIES	12/14/2022	97797	R	49.95
UNIFIRST CORPORATION	Multiple	Multiple Invoices	12/14/2022	97798	R	1,772.01
UNITED REFRIGERATION	Multiple	Multiple Invoices	12/14/2022	97799	R	2,662.85
UNIVERSITY OF TEXAS	Multiple	Multiple Invoices	12/14/2022	97800	R	2,765.44
WALMART CAPITAL ONE	Multiple	Multiple Invoices	12/14/2022	97804	R	3,627.90
WEATHERFORD HIGH SCH	1214	JV GRILLS SOCCER TOURNAMENT ENTRY FEE	12/14/2022	97805	R	200.00
Wells, Lindsey	Multiple	Multiple Invoices	12/14/2022	97806	R	127.50
WESTERN PSYCHOLOGICA	Multiple	Multiple Invoices	12/14/2022	97807	R	374.00
WestWorks Learning C	1139	Nov. Contracted Services Speech Therapy Virtual Services	12/14/2022	97808	R	9,918.75
WHALEY FOODSERVICE	419168	MAINTENANCE-November 2022	12/14/2022	97809	R	159.87
HIGH SCHOOL	1214	REIMB CK #11909,11911,11918,11908,11913 ,11910,11912,1191,11916,11917	12/15/2022	97810	R	3,369.00
PARKER COUNTY FLOORI	2022-304A	HS Library	12/20/2022	97811	R	12,600.00
ABM TEXAS GENERAL SE	Multiple	Multiple Invoices	12/21/2022	97812	R	171,245.66
ACE HARDWARE OF MINE	Multiple	Multiple Invoices	12/21/2022	97813	R	141.04
AGiRepair, Inc.	047474	Device Repairs	12/21/2022	97814	R	169.00
AIRGAS USA, LLC	9132445018	Plasma Repair	12/21/2022	97815	R	150.00
AKINS, EVAN	1220	BASKETBALL GAME WORKER 12/10/22	12/21/2022	97816	R	60.00
ALLSTAR ATHLETICS	2619	Robotics Shirts	12/21/2022	97817	R	136.90
ATTACK FIRE	000257	Sprinkler repair-HS-November 2022	12/21/2022	97818	R	1,505.00
AWARDS & MORE ENGRAV	Multiple	Multiple Invoices	12/21/2022	97819	R	678.77
BAKER, FRANKLIN	1220	SECURITY 12/10/22	12/21/2022	97820	R	315.00
BARHAM, LESLEE	364828246	Inv. 364828246 JW PEPPER/PAID BY LESLEE BARHAM/1ST GRADE SPRING MUSICAL	12/21/2022	97821	R	107.98
BEAN, BAYLOR	1220	BASKETBALL OFFICIAL 12/15,16,17	12/21/2022	97822	R	675.00
BENNETT'S OFFICE SUP	Multiple	Multiple Invoices	12/21/2022	97823	R	211.27
BILL'S DIESEL & WREC	4478	TRANSPORTATION - STATE INSPECTION FEE	12/21/2022	97824	R	14.00
BLISSITTE, KAREN	1130	ACCOMPANIMENT	12/21/2022	97825	R	500.00
BLUE, BURT III	1220	SECURITY 12/8/22	12/21/2022	97826	R	180.00
BRAINPOP, LLC	US377789	BrainPop Renewal	12/21/2022	97827	R	2,595.00
CDW-G	Multiple	Multiple Invoices	12/21/2022	97829	R	10,665.61
CEV MULTIMEDIA	051799	Certification Exams	12/21/2022	97830	R	1,000.00
CITY OF MINERAL WELL	221209	TAX INCREMENT REINVESTMENT ZONE #1 PAYMENT	12/21/2022	97831	R	232,800.67
CITY WATER WORKS	1130	SERVICE	12/21/2022	97832	R	9,046.14
DECKER EQUIPMENT	514982A	Quote #514982A FOLDING CHAIR AND TABLE CART	12/21/2022	97833	R	684.91
DUGGIN, TIM	1220	BASKETBALL OFFICIAL 12/1,2,3,15,16,17	12/21/2022	97834	R	1,365.00
DUGGIN, TYLER	1220	BASKETBALL OFFICIAL 12/1,2,8,10,15,17	12/21/2022	97835	R	1,375.00

<u>VENDOR</u>	<u>INVOICE NUMBER</u>	<u>INVOICE DESCRIPTION</u>	<u>CHECK DATE</u>	<u>CHECK CHE NUMBER TYP</u>	<u>AMOUNT</u>
EDUCATION SERVICE CT	4102300236	Monthly Internet Service December 2022	12/21/2022	97836 R	1,000.00
ERWIN HEALTH CARE, I	786	TRANSPORTATON - DOT PHYSICALS FOR TRANSPORTATION EMPLOYEES/DRIVERS ***** OPEN PURCHASE ORDER FOR THE SCHOOL YEAR 2022-2023 ***** PURCHASE ORDER WILL CLOSE ON AUGUST 31, 2023	12/21/2022	97837 R	300.00
FINLEY, NATALEE	1220	BASKETBALL OFFICIAL 12/2,10	12/21/2022	97838 R	395.00
FLORES, MELVIN	1220	BASKETBALL OFFICIAL 12/3,8,10	12/21/2022	97839 R	520.00
FLORENCE, TOBY	1220	BASKETBALL OFFICIAL 12/1,3,8,10	12/21/2022	97840 R	695.00
FOLEY, LLOYD	1220	SECURITY 12/8,15	12/21/2022	97841 R	315.00
FOOD SERVICE	Multiple	Multiple Invoices	12/21/2022	97842 R	835.33
FURR BUILDING MATERI	18610	SUPPLIES	12/21/2022	97843 R	53.79
GAME ONE	Multiple	Multiple Invoices	12/21/2022	97844 R	153.00
GAME TIME SPORTS AND	10007019	FOOTBALL	12/21/2022	97845 R	495.00
GLOVER, BRANDON	1220	SECURITY 12/8/22	12/21/2022	97846 R	180.00
GOPHER SPORTS	IN225700	PE Equipment	12/21/2022	97847 R	1,145.70
GOTO COMMUNICATIONS,	IN71016270	SERVICE	12/21/2022	97848 R	7,277.84
GRAHAM, TERRY	1130	November Contracted Services	12/21/2022	97849 R	1,400.00
HAILE, JAMES	1220	BASKETBALL OFFICIAL 12/1,2,15,16	12/21/2022	97850 R	735.00
Hamner, Valerie	1220	TRAVEL REIMBURSEMENT 12/14/22	12/21/2022	97851 R	10.00
HIGH SCHOOL	1220	REIMB CK #11921,11920.11919	12/21/2022	97852 R	906.00
INDUSTRIAL POWER TRU	Multiple	Multiple Invoices	12/21/2022	97853 R	4,160.64
JUDD, PENNY	1220	SECURITY 12/13,15,16	12/21/2022	97854 R	585.00
KENT DISTRIBUTORS, I	Multiple	Multiple Invoices	12/21/2022	97855 R	12,478.72
KYOCERA DOCUMENT SOL	Multiple	Multiple Invoices	12/21/2022	97856 R	2,098.32
LEASOR CRASS, P.C.	19056	LEGAL FEES	12/21/2022	97857 R	1,166.50
LOGSDON, JASON	1220	BASKETBALL OFFICIAL 12/10/22	12/21/2022	97858 R	195.00
MCALISTER, KYLE	1220	SOCCER OFFICIAL 12/9/22	12/21/2022	97859 R	140.00
McDaniel, Ricky	1220	TRAVEL REIMBURSEMENT 12/13.14	12/21/2022	97860 R	20.00
MENCHACA, CRISTAL	1220	SECURITY 12/8,10,17	12/21/2022	97861 R	720.00
MINERAL WELLS HIGH S	1220	REIMBURSE PETTY CASH	12/21/2022	97862 R	8.45
MINERAL WELLS JR. HI	1220	REIMB CK #890,891,892,893,894,886,889	12/21/2022	97863 R	2,278.00
MINERAL WELLS JR. HI	1220	REIMBURSE PETTY CASH	12/21/2022	97864 R	61.20
MINERAL WELLS PRINT	A048,128	Transportation Tags	12/21/2022	97865 R	156.00
MYRICK, ANGELA	1220	Hotel Stay for Angie Myrick	12/21/2022	97866 R	119.90
N-TUNE	124708	REPAIR	12/21/2022	97867 R	158.40
N2Y LLC	INV-106120	Quote #Q109828 Targeted Live Webinar: Using data for planning and monitoring	12/21/2022	97868 R	499.00
NAPA AUTOMOTIVE PART	Multiple	Multiple Invoices	12/21/2022	97870 R	1,467.18
NAVIGATE360, LLC	Multiple	Multiple Invoices	12/21/2022	97871 R	230.00
NOLAND, JOE	1220	BASKETBALL OFFICIAL 12/1,2,16,17	12/21/2022	97872 R	875.00
O'REILLY AUTOMOTIVE,	Multiple	Multiple Invoices	12/21/2022	97873 R	62.12
OMEGA LABS INC. DBA	221128-295	Subscription renewal Boom Learning	12/21/2022	97874 R	1,500.00
PALO PINTO APPRAISAL	1230	1ST QUARTER PAYMENT	12/21/2022	97875 R	78,041.51
PALO PINTO COUNTY TA	Multiple	Multiple Invoices	12/21/2022	97876 R	45.00
PARKER COUNTY APPRAI	1230	4TH QUARTER PAYMENT	12/21/2022	97877 R	840.75

<u>VENDOR</u>	<u>INVOICE NUMBER</u>	<u>INVOICE DESCRIPTION</u>	<u>CHECK DATE</u>	<u>CHECK NUMBER</u>	<u>CHE TYP</u>	<u>AMOUNT</u>
PARKER, DONNA	1220	BASKETBALL GAME WORKER 12/1,2,3,15,16,17	12/21/2022	97878	R	550.00
PC PARTS PLUS dba CH	151477	Chromebook parts	12/21/2022	97879	R	2,599.00
PEREZ, JOHN	1220	SOCCER OFFICIAL 12/9/22	12/21/2022	97880	R	160.00
POWER, MONTE	1220	BASKETBALL OFFICIAL 12/3,10	12/21/2022	97881	R	495.00
REGION 4 ESC	Multiple	Multiple Invoices	12/21/2022	97882	R	110.00
REICH, ALAN	1220	OFFICIAL 12/13/22	12/21/2022	97883	R	165.00
RUELAS, JOE	1220	BASKETBALL OFFICIAL 12/1/22	12/21/2022	97884	R	95.00
SAVVY DISTRIBUTION L	16858	TRANSPORTATION - PARTS	12/21/2022	97885	R	3,310.00
SCHOOL SPECIALTY LLC	2081314948	SUPPLIES	12/21/2022	97886	R	320.06
SEATON, THOMAS	1220	SECURITY 12/8/22	12/21/2022	97887	R	135.00
SHAKE, DREW	1220	SOCCER OFFICIAL 12/9/2022	12/21/2022	97888	R	160.00
SHELL ENERGY SOLUTIO	1845602	SERVICE	12/21/2022	97889	R	45,127.05
SIMONTON, STEPHEN	1220	SECURITY 12/8/22	12/21/2022	97890	R	180.00
SOLIANT HEALTH	20544422	Inv. #20544422 Contracted Services 12-4-22 SLPA	12/21/2022	97891	R	552.50
SOUTHERN FLORAL COMP	219681	Flowers Stuttts	12/21/2022	97892	R	327.22
SPRINGHILL SUITES BY	1220	TRAVEL	12/21/2022	97893	R	518.84
Sproles, Amy	Multiple	Multiple Invoices	12/21/2022	97894	R	38.81
SUTHERLANDS BLDG. MA	Multiple	Multiple Invoices	12/21/2022	97895	R	208.52
SWEETWATER-MUSIC TEC	33539563	FLAGS	12/21/2022	97896	R	332.21
TARPLEY MUSIC	Multiple	Multiple Invoices	12/21/2022	97897	R	2,421.43
TEACHER SYNERGY, LLC	209746341	Short Films theme inference character for teachers	12/21/2022	97898	R	23.69
TEX-OMA BUILDERS SUP	Multiple	Multiple Invoices	12/21/2022	97899	R	31,133.00
TEXAS TRACK & FIELD	1220	REGISTRATION	12/21/2022	97900	R	110.00
TEXAS ASSOCIATION FO	765935030	Texas Association for Alternative Educators Annual Conference ... Feb 1st-3rd, 2023	12/21/2022	97901	R	255.00
TEXAS DEPT OF PUBLIC	CRS-202211	Invoice CRS-202211-251572	12/21/2022	97902	R	2.00
TEXAS GAS SERVICES	1212	SERVICE	12/21/2022	97903	R	24,491.36
TRAMMELL, BRENDA	1220	BASKETBALL GAME WORKER 12/1,2,3,15,16,17	12/21/2022	97904	R	525.00
UNITE PRIVATE NETWOR	SI-22-0369	Monthly WAN service due 01/01/2023	12/21/2022	97905	R	837.82
VERWERS, PAUL	1220	BASKETBALL OFFICIAL 12/13/22	12/21/2022	97906	R	165.00
WALMART CAPITAL ONE	Multiple	Multiple Invoices	12/21/2022	97908	R	615.53
WALKER, LONNIE	1220	BASKETBALL OFFICIAL 12/1,2,8,10	12/21/2022	97909	R	580.00
WENGER CORPORATION	840112	SUPPLIES	12/21/2022	97910	R	969.96
WOODWIND & BRASSWIND	Multiple	Multiple Invoices	12/21/2022	97911	R	570.00
AMAZON CAPITAL SERVI	Multiple	Multiple Invoices	12/01/2022	222300023	A	1,493.17
Hall, Kay	1130	REIMBURSE SCHOOL BOARD MEAL	12/01/2022	222300024	A	130.69
INTERGRATED SYSTEMS	0727024	2022-2023 SKYWARD HOSTING SERVICES	12/01/2022	222300025	A	10,095.84
Lott, Christine	1130	Meals WS-Catapult Learning and Behavior Learning 12-6-22	12/01/2022	222300026	A	10.00
KONE INC.	Multiple	Multiple Invoices	12/07/2022	222300027	A	2,643.69
AMAZON CAPITAL SERVI	Multiple	Multiple Invoices	12/21/2022	222300028	A	726.29
CUMMINS SOUTHERN PLA	84-47192	TRANSPORTATION - PARTS	12/21/2022	222300029	A	631.99

Totals for checks 1,019,999.07

FUND SUMMARY

<u>FUND</u>	<u>DESCRIPTION</u>	<u>BALANCE SHEET</u>	<u>REVENUE</u>	<u>EXPENSE</u>	<u>TOTAL</u>
180	CO-CURRICULAR	0.00	1,010.53	65,995.76	67,006.29
199	GENERAL FUND	0.00	0.00	952,992.78	952,992.78
***	Fund Summary Totals ***	0.00	1,010.53	1,018,988.54	1,019,999.07

***** End of report *****

<u>VENDOR</u>	<u>INVOICE NUMBER</u>	<u>INVOICE DESCRIPTION</u>	<u>CHECK DATE</u>	<u>CHECK NUMBER</u>	<u>CHE TYP</u>	<u>AMOUNT</u>
CDW-G	FG75492	temperature sensors for refrigeration and freezer units.	12/07/2022	6254	R	5,701.73
FORTE DFW LLC	11777	NSLP commodities storage and delivery	12/07/2022	6255	R	1,436.46
Fowler, Tammy	1130	Employee in District Mileage Reimbursement	12/07/2022	6256	R	14.38
HILAND DAIRY FOODS C	1031	October milk	12/07/2022	6257	S	19,144.70
HILAND DAIRY FOODS C	1130	November Milk invoices	12/07/2022	6258	S	12,907.24
KLEMENT DISTRIBUTION	Multiple	Multiple Invoices	12/07/2022	6259	R	410.28
LABATT FOOD SERVICE	1130	Grocery order for November	12/07/2022	6260	R	90,305.39
PATINO, PAMELA	1130	In District Mileage Reimbursement	12/07/2022	6261	R	12.75
Wells, David	1130	Employee in District Mileage Reimbursement	12/07/2022	6262	R	112.75
Totals for checks						130,045.68

FUND SUMMARY

<u>FUND</u>	<u>DESCRIPTION</u>	<u>BALANCE SHEET</u>	<u>REVENUE</u>	<u>EXPENSE</u>	<u>TOTAL</u>
240	FOOD SERVICE	0.00	0.00	130,045.68	130,045.68
***	Fund Summary Totals ***	0.00	0.00	130,045.68	130,045.68

***** End of report *****

<u>VENDOR</u>	<u>INVOICE NUMBER</u>	<u>INVOICE DESCRIPTION</u>	<u>CHECK DATE</u>	<u>CHECK NUMBER</u>	<u>CHE TYP</u>	<u>AMOUNT</u>
ALLSTAR CUSTOM APPAR	1119	STUCO Shirts	12/01/2022	19381	R	369.63
CARDMEMBER SERVICE	1130-5	Hotels for Science Conference	12/01/2022	19382	R	1,318.87
ENVIROMATIC SERVICES	SV24373	HVAC Equipment and DDC Controls Replacement	12/01/2022	19383	R	210,780.31
HOME DEPOT CREDIT SE	523489	Tools/Equipment	12/01/2022	19384	R	1,258.07
RIVERSIDE INSIGHTS	INV144085	Supplies-Cheryln Robinson	12/01/2022	19385	R	1,882.10
Study.com, LLC	10393	ELA Department Curriculum	12/01/2022	19386	R	3,000.00
180 SIGNS	I221025986	Updated banner for family night	12/07/2022	19387	R	15.00
BARHAM, LESLEE	2	Invoice # 2 Jammie Burks (Paid By Leslee Barham)/Window Painting	12/07/2022	19388	R	200.00
BENNETT'S OFFICE SUP	0249156-00	Supplies for parental involvement	12/07/2022	19389	R	37.34
BENNETT'S OFFICE SUP	0249132-00	Supplies for parental involvement	12/07/2022	19389	R	499.97
BENNETT'S OFFICE SUP	0249315-00	Supplies for parental involvement	12/07/2022	19389	R	31.96
BENNETT'S OFFICE SUP	0249380-00	Laminator	12/07/2022	19389	R	2,094.50
BRAZOS RIVER RDSPD	103	December 2022 Co-Op Payment & Admin. Fee	12/07/2022	19390	R	25,550.00
CEV MULTIMEDIA	134308	Curriculum	12/07/2022	19391	R	4,850.00
FAMOUS MINERAL WATER	B2586	INV.B2586 #1 CRAZY 8-5 GAL	12/07/2022	19392	R	58.00
FAMOUS MINERAL WATER	B2656	INV. B2656 #1 CRAZY 4-5 GAL				
FAMOUS MINERAL WATER	B2656	INV.B2586 #1 CRAZY 8-5 GAL	12/07/2022	19392	R	29.00
FAMOUS MINERAL WATER	B2656	INV. B2656 #1 CRAZY 4-5 GAL				
La Cienega	000005	Inv #5 Staff Christmas Party	12/07/2022	19393	R	893.00
MEDICAID CLAIM SOLUT	22-182903-	Inv. #22-182903-028 Services rendered	12/07/2022	19394	R	13.84
Mendez-Vergara, Ruth	1031	October Contracted Services 20.5 hrs x \$50.00	12/07/2022	19395	R	1,025.00
STAT/CAST	426239	STAT registration for Allison Haynes, Isabelle Tucker, Tommye Hutson, Anita Brian, Keegan McCrady, Brian Todd, Tim McCune	12/07/2022	19397	R	265.00
STAT/CAST	996696	STAT registration for Allison Haynes, Isabelle Tucker, Tommye Hutson, Anita Brian, Keegan McCrady, Brian Todd, Tim McCune	12/07/2022	19397	R	85.00
STAT/CAST	700070	STAT registration for Allison Haynes, Isabelle Tucker, Tommye Hutson, Anita Brian, Keegan McCrady, Brian Todd, Tim McCune	12/07/2022	19397	R	205.00
STAT/CAST	389292	STAT registration for Allison Haynes, Isabelle Tucker, Tommye Hutson, Anita Brian, Keegan McCrady, Brian Todd, Tim McCune	12/07/2022	19397	R	205.00
STAT/CAST	993663	STAT registration for Allison Haynes, Isabelle Tucker, Tommye Hutson, Anita Brian, Keegan McCrady, Brian Todd, Tim McCune	12/07/2022	19397	R	265.00

<u>VENDOR</u>	<u>INVOICE NUMBER</u>	<u>INVOICE DESCRIPTION</u>	<u>CHECK DATE</u>	<u>CHECK NUMBER</u>	<u>CHE TYP</u>	<u>AMOUNT</u>
TASBO	383458	TASBO Finance + CTE Workshop	12/07/2022	19398	R	235.00
TASBO	383459	TASBO Finance + CTE Workshop	12/07/2022	19398	R	235.00
WALMART CAPITAL ONE	02666	TNT and STUCO	12/07/2022	19399	R	214.94
WALMART CAPITAL ONE	05619	Family Night Supplies	12/07/2022	19399	R	75.71
WALMART CAPITAL ONE	03590	Family Night Supplies	12/07/2022	19399	R	27.44
WALMART CAPITAL ONE	07315	Culinary Equipment	12/07/2022	19399	R	79.23
SUTHERLANDS BLDG. MA	44350	TOOLS CONSTRUCTION	12/07/2022	19400	R	380.94
SUTHERLANDS BLDG. MA	44141	TOOLS CONSTRUCTION	12/07/2022	19400	R	60.97
ORIENTAL TRADING COM	721420970-	STUCO	12/14/2022	19401	R	306.47
ANIMAL CARE TECHNOLO	31238	Vet Tech	12/21/2022	19402	R	135.00
COLLEGE BOARD PUBLIC	ES00179039	School Day Exams	12/21/2022	19403	R	1,258.00
CTAT	200011109	CTAT Winter Conference Registration January 29-Feb 1, 2023	12/21/2022	19404	R	840.00
CTAT	200011108	CTAT Winter Conference Registration January 29-Feb 1, 2023	12/21/2022	19404	R	720.00
FLOT-AIRE REFRIGERAT	1212	Floral Cooler	12/21/2022	19405	R	4,895.00
IMCAT	4051	IMCAT Annual Conference Registration	12/21/2022	19406	R	375.00
Lindamood-Bell Learn	000004020	Lindamood LIPS training	12/21/2022	19407	R	950.00
LITERATI, INC.	BF-0003121	Library Book Fair	12/21/2022	19408	R	2,619.53
Maneuvering the Midd	3415	TEKS Algebra 1 License	12/21/2022	19409	R	219.00
MEDICAID CLAIM SOLUT	22-182903-	Inv. #22-182903-029 Services Rendered Inv. #23-182903-001 Services Rendered	12/21/2022	19410	R	4.44
MEDICAID CLAIM SOLUT	23-182903-	Inv. #22-182903-029 Services Rendered Inv. #23-182903-001 Services Rendered	12/21/2022	19410	R	3,020.01
Mendez-Vergara, Ruth	1130	Nov. Contracted Services	12/21/2022	19411	R	625.00
RENAISSANCE LEARNING	INV5265787	STARR Reading and Math	12/21/2022	19412	R	9,181.25
SCHOLASTIC INC.	45527317	Books for the book mobile	12/21/2022	19413	R	1,885.97
WALMART CAPITAL ONE	01986	STUCO Vending Machine/Toys/Office Supplies	12/21/2022	19414	R	258.06
WALMART CAPITAL ONE	01988	Tools Lively	12/21/2022	19414	R	76.40
WALMART CAPITAL ONE	02699	STUCO	12/21/2022	19414	R	194.40
Totals for checks						283,804.35

FUND SUMMARY

<u>FUND</u>	<u>DESCRIPTION</u>	<u>BALANCE SHEET</u>	<u>REVENUE</u>	<u>EXPENSE</u>	<u>TOTAL</u>
211	TITLE I, PART A	0.00	0.00	9,868.67	9,868.67
224	IDEA-B FORMULA	0.00	0.00	29,082.10	29,082.10
244	CARL PERKINS BASIC FORM. GRANT	0.00	0.00	15,860.11	15,860.11
255	TITLE II, PART A-SUP EFF INSTR	0.00	0.00	3,293.87	3,293.87
270	TITLE V, B, SP 2, RLIS	0.00	0.00	4,885.97	4,885.97
281	ESSER II PPRP	0.00	0.00	210,780.31	210,780.31
282	ESSER III	0.00	0.00	219.00	219.00
289	FEDERALLY FUNDED SPECIAL REV	0.00	0.00	1,258.00	1,258.00
410	STATE TEXTBOOK FUND	0.00	0.00	375.00	375.00
455	SHARS-MEDICAID	0.00	0.00	3,038.29	3,038.29
461	CAMPUS ACTIVITY FUND	0.00	0.00	5,143.03	5,143.03
***	Fund Summary Totals ***	0.00	0.00	283,804.35	283,804.35

***** End of report *****

<u>VENDOR</u>	<u>INVOICE</u> <u>NUMBER</u>	<u>INVOICE</u> <u>DESCRIPTION</u>	<u>CHECK</u> <u>DATE</u>	<u>CHECK CHE</u> <u>NUMBER TYP</u>	<u>AMOUNT</u>
BLX GROUP LLC	Multiple	Multiple Invoices	12/07/2022	1395 R	7,500.00
			Totals for checks		7,500.00

FUND SUMMARY

<u>FUND</u>	<u>DESCRIPTION</u>	<u>BALANCE SHEET</u>	<u>REVENUE</u>	<u>EXPENSE</u>	<u>TOTAL</u>
599	DEBT SERVICE	0.00	0.00	7,500.00	7,500.00
***	Fund Summary Totals ***	0.00	0.00	7,500.00	7,500.00

***** End of report *****



BOARD OF TRUSTEES
Agenda Item

MEETING DATE: 1/9/23

MEETING TYPE:

- Regular Meeting
- Special Meeting

AGENDA ITEM TYPE:

- Action Item
- Non-Action Item

BOARD GOALS (check all that apply)

Academic Goals

- Academic Competitiveness
 - Early Literacy (HB3)
 - Early Math (HB3)
 - Other
- Career Certifications (HB3)

Operational Goals

- Promote Community/School Partnerships
- Fiscal Responsibility
- Safe and Secure Schools

TITLE: Discuss, Consider, and Take Any Necessary Action Regarding the Water/Electricity/Gas Reports

RECOMMENDED ACTION: It is recommended that the Water/Electricity/Gas Reports be approved as presented.

BOARD POLICY/STATE REGULATION/LAW REFERENCE (if applicable):



OVERVIEW:

See attached utility reports.

FISCAL IMPACT: Variable cost to District

ATTACHMENTS: Water/Electricity/Gas Reports

DEPARTMENT(S) SUBMITTING FORM: Business and Finance

DEPARTMENT SIGNATURE/APPROVAL:  

Water

2015-2016	Sep	Oct	Nov	Dec	Jan	Feb	Mar	Apr	May	Jun	Jul	Aug	Total
High School	2,756.59	2,569.46	2,053.89	2,060.25	2,039.80	1,774.43	1,654.41	2,041.42	1,740.43	1,027.42	786.43	1,492.43	21,996.96
Junior High	1,189.08	1,232.27	1,716.51	1,154.41	802.60	742.60	774.65	693.27	1,129.25	794.57	791.09	11,781.60	
Travis	1,245.64	2,276.77	1,804.49	1,689.91	1,742.52	1,304.50	1,493.51	1,516.52	1,410.50	805.51	580.52	1,174.26	17,044.65
Houston	2,348.96	2,947.27	1,618.26	1,399.30	1,059.91	1,316.92	1,472.92	1,542.92	1,442.90	632.90	678.35	1,093.91	17,506.52
Lamar	1,288.38	3,677.70	813.20	864.74	661.11	813.78	745.00	836.34	865.51	1,411.76	6,501.16	797.37	19,294.05
DSC	792.01	742.70	792.87	845.07	571.10	851.54	711.10	687.54	735.10	766.09	752.27	978.96	9,228.35
Athletics	4,399.92	6,726.55	1,804.00	1,477.44	981.19	1,242.67	1,077.14	1,282.62	1,034.73	2,843.80	3,447.24	2,789.21	29,106.51
Transportation	147.86	119.86	107.13	113.50	89.92	205.90	81.90	92.91	82.91	115.90	68.91	101.90	1,328.60
Total	14,168.44	20,292.58	10,750.35	9,609.62	7,951.55	8,254.34	7,997.88	8,774.92	7,976.35	8,732.63	13,559.45	9,219.13	127,287.24

2016-2017	Sep	Oct	Nov	Dec	Jan	Feb	Mar	Apr	May	Jun	Jul	Aug	Total
High School	1,877.42	1,777.42	1,698.70	2,135.78	1,943.91	1,765.39	1,674.40	1,722.63	1,788.27	1,068.37	1,872.41	1,460.98	20,785.68
Junior High	2,050.48	2,860.17	900.61	1,011.92	818.24	790.29	723.68	775.94	834.74	411.48	418.81	713.62	17,309.98
Travis	1,824.52	1,688.50	1,637.84	1,511.64	1,998.99	1,711.70	1,534.53	1,776.66	1,550.94	741.43	578.30	431.58	16,886.63
Houston	1,610.92	1,643.91	1,893.61	1,094.36	1,558.11	1,481.16	1,530.73	1,717.46	1,702.06	559.10	548.84	1,244.47	16,584.79
Lamar	1,511.84	938.82	889.93	701.45	998.88	988.73	884.41	904.86	945.88	271.53	217.14	816.75	10,350.72
DSC	758.88	769.10	791.64	780.36	776.25	770.10	770.99	788.43	798.69	741.23	695.07	770.99	9,211.73
Athletics	2,903.21	2,180.50	1,555.99	1,027.56	1,730.00	951.04	1,344.57	1,160.79	1,205.79	2,066.10	1,488.66	1,885.77	19,999.98
Transportation	89.92	97.90	127.61	87.60	99.91	107.10	95.67	95.67	93.62	97.72	77.20	103.88	1,173.80
Total	12,627.19	11,956.37	9,495.93	8,350.67	9,924.29	8,565.51	8,558.98	9,022.44	8,919.99	6,056.96	5,996.43	7,428.04	106,902.75

2017-2018	Sep	Oct	Nov	Dec	Jan	Feb	Mar	Apr	May	Jun	Jul	Aug	Total
High School	1,793.41	2,002.35	2,077.96	1,352.11	2,761.64	1,630.65	4,459.94	1,791.19	1,604.97	1,052.63	980.76	1,475.33	27,982.94
Junior High	894.63	1,124.27	823.31	667.31	825.28	982.72	482.65	759.68	574.70	365.66	420.75	756.47	8,677.43
Travis	2,956.57	1,769.29	2,275.21	1,914.24	2,791.32	2,879.13	2,051.84	2,209.42	1,726.97	609.72	452.08	458.42	27,095.21
Houston	1,725.66	2,328.61	1,891.37	1,746.70	2,122.29	2,861.84	1,213.47	1,776.32	1,488.54	879.84	841.05	1,409.21	20,284.90
Lamar	892.25	1,041.73	928.43	755.02	942.28	942.28	881.15	1,018.46	984.60	630.18	460.89	891.49	10,453.76
DSC	746.37	798.89	831.23	814.75	834.86	796.77	841.23	798.89	845.44	831.04	828.51	809.47	9,780.45
Athletics	2,601.71	2,375.07	1,532.22	1,924.56	1,312.88	1,348.02	1,376.72	1,374.17	1,348.06	2,033.00	1,671.53	2,920.34	21,767.28
Transportation	107.99	120.25	113.03	109.67	113.91	114.96	118.14	120.25	112.84	116.03	459.87	111.79	1,718.73
Total	11,818.59	11,560.46	10,452.76	9,284.36	11,704.46	11,556.37	11,432.14	9,798.38	8,686.12	6,518.10	5,115.44	8,832.52	117,759.70

2018-2019	Sep	Oct	Nov	Dec	Jan	Feb	Mar	Apr	May	Jun	Jul	Aug	Total
High School	2,035.85	1,841.10	1,632.61	1,576.98	1,745.54	2,020.16	1,685.36	2,035.33	1,640.82	915.49	713.22	1,391.03	19,233.49
Junior High	1,852.81	1,636.34	1,119.09	1,098.72	1,319.49	1,768.03	1,268.32	1,243.90	1,069.90	757.09	734.00	1,282.05	15,149.74
Travis	3,218.70	2,257.94	2,068.61	1,886.65	1,992.11	1,912.15	1,479.83	2,002.55	1,544.75	825.01	1,023.19	1,609.64	21,841.13
Houston	1,805.94	1,777.39	1,613.69	1,622.97	1,861.73	1,672.80	1,434.05	1,394.50	1,502.84	847.60	897.43	1,506.73	18,437.27
Lamar	1,173.98	1,230.05	1,103.44	1,033.90	1,103.44	1,239.05	1,051.29	1,339.88	1,083.74	574.93	600.43	1,244.83	12,778.96
DSC	850.72	874.00	905.79	944.04	979.97	964.70	999.67	1,034.44	1,002.44	941.67	802.85	768.63	11,068.92
Athletics	2,097.28	1,914.95	1,798.22	1,472.44	1,437.23	1,436.02	1,427.63	1,491.29	1,442.04	1,331.90	1,341.56	3,890.43	21,080.99
Transportation	126.60	135.05	139.64	150.08	165.13	160.50	205.71	186.00	163.97	162.82	167.45	184.85	1,947.80
Total	13,181.88	11,666.82	10,381.09	9,785.78	10,604.64	11,173.41	9,551.86	11,127.89	9,450.10	6,356.51	6,280.13	11,978.19	121,538.30

2019-2020	Sep	Oct	Nov	Dec	Jan	Feb	Mar	Apr	May	Jun	Jul	Aug	Total
High School	1,966.40	2,147.15	1,730.77	1,513.98	1,707.02	1,872.76	885.08	702.67	1,037.72	629.04	613.02	1,271.69	16,077.30
Junior High	1,603.39	2,624.26	1,027.81	819.54	943.91	1,321.78	650.49	502.94	471.09	826.08	627.80	1,096.43	12,315.52
Travis	1,666.76	2,786.04	1,648.91	1,948.28	1,637.02	1,892.45	1,205.79	845.82	603.47	924.23	676.94	1,516.66	27,351.32
Houston	2,017.02	2,197.82	2,266.41	1,651.03	2,145.23	2,151.17	2,136.91	426.19	1,002.37	1,112.86	1,319.57	1,552.42	19,979.09
Lamar	1,692.21	1,527.63	1,580.20	1,007.58	1,157.27	1,241.62	570.40	419.52	420.71	443.28	487.24	880.47	11,418.13
DSC	821.40	853.85	833.39	833.99	676.00	540.56	381.37	359.37	358.79	338.60	350.48	489.47	6,837.27
Athletics	2,409.03	2,148.83	1,689.16	1,531.17	1,493.16	1,534.38	1,398.14	1,357.39	1,411.05	1,397.33	1,481.61	2,762.80	20,614.05
Transportation	209.18	216.13	211.19	229.02	218.34	232.58	211.21	210.01	213.58	219.52	236.15	265.84	2,677.75
Total	12,387.39	14,501.71	10,987.84	9,534.59	9,977.95	10,587.30	7,439.39	4,823.91	5,518.78	5,890.94	5,791.81	9,833.78	107,275.39

2020-2021	Sep	Oct	Nov	Dec	Jan	Feb	Mar	Apr	May	Jun	Jul	Aug	Total
High School	1,706.48	1,733.80	1,646.64	1,322.04	1,484.25	1,445.60	1,687.31	1,857.03	2,196.34	1,093.67	958.10	1,689.35	18,800.59
Junior High	1,038.88	947.49	883.72	796.12	1,287.90	1,981.24	964.52	1,024.66	922.29	646.54	510.89	954.35	12,069.61
Travis	2,010.06	2,228.48	1,994.75	1,491.09	1,776.98	1,613.99	2,390.21	2,458.34	2,276.65	927.28	749.60	1,913.26	21,830.60
Houston	2,158.30	429.75	1,571.43	2,071.10	2,379.71	1,849.32	1,874.70	671.48	460.71	537.89	502.63	768.50	15,275.52
Lamar	1,197.67	1,291.51	1,427.16	912.80	1,098.51	1,047.73	1,241.45	1,425.34	1,381.73	578.79	454.54	994.29	13,051.52
DSC	410.43	654.61	373.07	354.32	399.10	384.41	403.81	410.49	432.50	387.07	357.69	381.04	4,948.54
Athletics	1,845.97	1,733.82	2,193.89	1,797.03	1,899.54	2,526.83	1,977.06	1,930.79	1,970.25	1,785.48	1,934.81	2,621.30	24,216.77
Transportation	261.09	281.29	254.47	245.10	245.12	242.44	261.14	263.81	261.14	316.61	162.28	246.46	3,050.95
Total	10,628.86	9,300.75	10,345.13	8,989.60	10,551.11	11,091.56	10,800.21	10,041.94	9,951.61	6,283.33	5,630.54	9,568.55	113,183.19

2021-2022	Sep	Oct	Nov	Dec	Jan	Feb	Mar	Apr	May	Jun	Jul	Aug	Total
High School	2,330.79	2,403.16	2,228.00	2,181.86	2,794.16	2,386.10	2,609.90	2,857.49	3,671.42	1,764.86	1,785.27	2,087.82	29,199.83
Junior High	1,571.80	1,590.57	1,613.19	1,661.45	2,121.11	1,620.86	1,222.66	1,244.68	1,302.94	655.54	625.70	1,439.27	16,866.78
Travis	2,963.35	2,698.82	2,756.45	3,703.37	3,441.66	1,829.39	1,678.94	1,769.01	387.32	366.22	370.44	374.66	22,339.63
Houston	1,019.67	1,014.33	674.94	517.37	515.96	321.95	223.57	230.60	269.99	209.49	213.71		

Electricity

2018-2019	Sep	Oct	Nov	Dec	Jan	Feb	Mar	Apr	May	Jun	Jul	Aug	Total
High School	20,022.10	16,004.47	13,985.43	12,571.13	12,701.49	14,411.68	12,722.34	15,478.05	16,871.46	16,597.18	16,815.57	21,528.40	189,709.30
MW Academy	271.21	199.10	147.85	123.84	117.57	137.82	115.46	184.26	243.02	289.49	384.65	435.73	2,650.00
Junior High	9,384.43	7,000.42	6,821.27	6,855.84	7,901.36	7,526.86	7,038.19	5,739.45	6,327.74	6,681.61	7,309.58	9,250.23	87,836.98
Travis	7,750.05	5,803.50	4,647.11	4,279.74	4,326.99	4,907.85	4,562.72	4,047.71	4,860.13	4,904.84	5,677.17	7,328.97	63,096.78
Houston	5,227.47	3,728.27	2,557.39	2,096.01	2,535.17	2,723.18	2,449.58	2,376.43	2,911.73	3,060.62	3,632.95	4,734.33	38,033.13
Lamar	8,104.29	6,576.67	4,852.09	3,548.17	4,534.93	5,165.77	4,518.18	4,867.48	5,657.92	5,789.92	5,903.56	7,245.77	66,764.75
DSC	3,203.42	2,410.42	1,672.48	1,608.66	1,729.17	1,870.30	1,609.06	1,868.75	2,232.64	2,892.74	3,161.22	3,854.53	28,113.39
Athletics	5,674.74	5,015.86	4,313.50	4,735.02	5,527.09	7,066.19	6,109.50	4,774.90	3,508.63	3,365.80	3,367.34	4,546.34	58,004.91
Transportation	479.19	473.59	505.78	648.24	747.52	678.67	624.23	453.65	411.95	371.73	402.51	517.93	6,314.99
Total	60,116.90	47,212.30	39,502.90	36,466.65	40,121.29	44,488.32	39,749.26	39,790.68	43,025.22	43,953.93	46,654.55	59,442.23	540,524.23

2019-2020	Sep	Oct	Nov	Dec	Jan	Feb	Mar	Apr	May	Jun	Jul	Aug	Total
High School	22,679.97	19,582.17	14,311.84	14,530.53	431.71	no invoice	38,170.15	21,743.55	10,986.18	12,724.20	14,295.02	17,472.72	186,928.04
MW Academy	444.46	338.01	193.69	376.97	167.87	due to credits	398.06	338.26	272.07	336.76	436.04	440.20	3,742.39
Junior High	10,178.17	8,220.93	7,173.69	14,064.87	14,145.87	see Jan stmt	15,144.03	7,514.17	3,604.14	5,791.60	6,286.20	8,596.11	100,719.78
Travis	8,256.19	6,412.48	4,595.62	9,113.66	9,178.84		8,617.57	4,090.81	3,092.05	4,367.65	5,317.18	6,929.66	69,971.71
Houston	5,345.56	4,378.75	2,817.25	5,459.31	(23,828.38)		(23,101.16)	(25,709.88)	2,036.35	3,154.19	3,826.27	4,522.97	(41,098.77)
Lamar	8,169.94	6,962.42	5,196.58	9,543.70	8,790.10		11,561.93	8,416.85	4,556.69	4,894.83	5,665.99	6,924.68	80,683.71
DSC	3,603.12	2,862.11	1,748.93	3,507.88	3,457.80		3,875.85	2,371.70	1,878.50	2,531.42	3,183.80	3,520.32	32,541.43
Athletics	5,273.56	5,363.28	6,261.44	11,393.38	4,663.76		13,942.82	7,023.54	2,217.78	2,932.28	3,190.79	3,786.40	66,049.03
Transportation	552.56	568.54	740.84	1,462.66	712.99		1,280.45	1,253.73	276.60	425.11	554.09	554.94	8,382.51
Total	64,503.53	54,688.69	43,039.88	69,452.96	17,720.56	-	69,889.70	27,042.73	28,920.36	37,158.04	42,755.38	52,748.00	507,919.83

2020-2021	Sep	Oct	Nov	Dec	Jan	Feb	Mar	Apr	May	Jun	Jul	Aug	Total
High School	18,672.72	14,702.00	16,373.27	9,863.01	11,020.00	11,357.87	11,092.58	12,504.06	14,491.08	14,943.71	15,197.20	17,169.11	167,386.61
MW Academy	284.88	193.34	126.78	113.95	99.36	109.22	136.17	205.01	201.22	318.93	331.30	360.65	2,480.81
Junior High	9,278.42	6,943.37	7,274.86	6,372.17	7,097.54	8,392.06	5,797.66	5,485.33	6,405.18	6,870.01	6,805.28	8,208.69	84,930.57
Travis	7,211.69	4,953.92	4,749.05	3,774.89	4,131.29	4,625.14	3,607.65	3,907.08	4,552.03	4,651.64	4,916.34	6,125.06	57,205.78
Houston	5,038.23	3,274.40	2,816.47	2,128.61	2,200.64	2,351.14	2,179.62	2,284.18	2,862.05	3,486.07	3,760.01	6,030.67	38,412.09
Lamar	7,565.80	4,777.35	7,182.65	3,183.70	3,512.36	4,020.25	3,408.77	3,886.53	4,863.91	5,813.56	5,610.03	4,340.51	58,165.42
DSC	2,950.93	2,245.38	1,900.42	1,421.65	1,503.54	1,457.21	1,347.26	1,555.41	1,754.58	2,490.26	2,697.42	2,954.99	24,279.05
Athletics	6,740.46	5,573.00	5,203.78	5,758.56	5,224.56	7,803.15	6,056.18	5,349.19	4,377.04	4,283.78	3,822.51	4,680.85	64,873.06
Transportation	498.07	509.52	676.65	625.87	648.57	773.83	510.41	534.40	394.35	482.05	531.32	557.08	6,742.12
Total	58,241.20	43,172.28	46,303.93	33,242.41	35,437.86	40,889.87	34,136.30	35,711.19	39,901.44	43,340.01	43,671.41	50,427.61	504,475.51

2021-2022	Sep	Oct	Nov	Dec	Jan	Feb	Mar	Apr	May	Jun	Jul	Aug	Total
High School	23,818.74	16,129.45	14,900.96	13,689.20	14,570.08	14,862.69	14,588.07	18,728.04	21,068.43	20,114.63	19,384.76	20,276.08	212,131.13
MW Academy	271.30	191.55	170.32	164.44	172.12	173.57	148.27	169.00	221.33	221.23	246.65	248.65	2,398.43
Junior High	9,914.99	7,478.83	6,734.43	6,135.46	7,793.75	8,309.59	7,877.54	6,505.79	7,647.38	7,396.75	8,249.87	9,022.37	93,066.75
Travis	6,715.50	5,211.05	4,369.68	3,955.09	4,222.90	4,632.91	4,419.35	4,367.23	5,983.72	5,294.67	6,217.55	7,403.50	62,793.15
Houston	5,077.31	3,658.97	2,999.58	2,445.22	2,532.47	2,724.95	2,511.84	3,031.15	4,215.30	4,059.72	4,461.80	5,029.44	42,747.75
Lamar	6,595.42	5,184.84	4,510.72	4,120.23	4,032.15	3,565.64	3,529.48	4,613.65	6,143.06	6,017.55	6,940.22	7,631.06	62,884.02
DSC	2,994.60	2,277.19	2,035.15	1,669.48	1,559.88	1,500.94	1,456.47	1,843.72	2,424.74	2,870.28	3,656.93	3,718.98	28,008.36
Athletics	798.70	7,052.23	5,986.71	5,894.56	8,067.09	8,494.95	8,534.19	6,156.99	4,333.43	5,796.87	3,862.25	4,537.03	69,515.00
Transportation	596.28	564.94	523.03	671.40		1,461.26	661.42	502.39	423.22	478.50	481.59	474.79	6,838.82
Total	56,782.84	47,749.05	42,230.58	38,745.08	42,950.44	45,726.50	43,726.63	45,917.96	52,460.61	52,250.20	53,501.62	58,341.90	580,383.41

2022-2023	Sep	Oct	Nov	Dec	Jan	Feb	Mar	Apr	May	Jun	Jul	Aug	Total
High School	19,533.27	17,005.63	16,786.45										53,325.35
MW Academy	198.77	161.86	175.86										536.49
Junior High	8,392.02	6,800.67	7,144.77										22,337.46
Travis	6,909.16	5,374.88	4,341.10										16,625.14
Houston	4,916.77	3,425.24	2,854.53										11,196.54
Lamar	6,801.19	5,327.15	4,440.85										16,569.19
DSC	3,208.13	2,385.87	1,834.35										7,428.35
Athletics	6,847.35	6,387.49	6,875.64										20,110.48
Transportation	462.45	535.20	673.50										1,671.15
Total	57,269.11	47,403.99	45,127.05	-	-	-	-	-	-	-	-	-	149,800.15

Gas

2015-2016	Sep	Oct	Nov	Dec	Jan	Feb	Mar	Apr	May	Jun	Jul	Aug	Total
High School	551.84	876.92	811.28	3,194.39	4,208.18	4,040.01	1,327.14	736.38	423.32	319.76	244.71	324.89	17,058.82
MW Academy	42.55	42.55	42.55	79.84	90.58	103.41	60.93	48.73	43.42	42.55	43.56	42.55	683.22
Junior High	142.55	226.20	566.12	3,189.08	3,474.80	4,077.63	1,607.25	1,021.59	366.05	224.31	158.07	110.35	15,114.00
Travis	151.31	204.71	469.75	1,921.77	2,598.33	2,675.07	1,318.77	566.16	700.93	124.67	104.21	110.55	10,446.23
Houston	126.79	188.27	253.78	1,116.70	1,571.45	1,871.61	915.02	381.09	144.06	111.26	105.11	106.55	6,921.19
Lamar	181.92	247.71	1,023.00	3,139.21	3,676.37	3,066.41	1,095.53	426.77	165.35	82.22	55.40	51.82	13,211.71
DSC	46.22	48.51	202.30	1,392.68	1,703.64	1,598.46	644.44	240.37	114.28	68.93	58.09	59.97	6,182.89
Athletics	42.55	42.55	42.55	42.55	42.55	42.55	42.55	43.49	42.55	42.55	42.55	42.55	511.54
Transportation	52.36	48.51	56.51	727.89	1,034.43	972.76	693.35	105.41	85.59	88.71	90.35	96.15	4,052.02
Total	1,338.09	1,925.93	3,467.84	14,899.11	18,352.33	18,453.91	7,705.58	3,570.89	1,585.55	1,124.96	902.05	945.38	74,181.62

2016-2017	Sep	Oct	Nov	Dec	Jan	Feb	Mar	Apr	May	Jun	Jul	Aug	Total
High School	604.99	973.81	2,123.93	4,204.14	5,986.69	4,607.88	2,605.42	1,593.29	594.71	313.63	228.21	348.17	24,184.87
MW Academy	42.55	44.25	42.55	107.82	185.50	126.77	128.27	77.07	42.59	42.55	43.73	42.55	927.30
Junior High	183.91	262.38	527.74	2,586.04	3,696.92	4,908.83	1,805.30	772.50	447.72	347.74	192.35	86.83	15,817.76
Travis	149.29	194.26	351.21	2,030.50	3,476.95	2,773.33	1,039.06	474.97	246.93	164.07	117.23	114.43	11,132.23
Houston	151.95	192.24	309.48	755.98	446.91	359.19	194.99	90.51	86.03	85.10	85.10	85.10	2,842.58
Lamar	129.85	346.88	1,341.96	2,937.79	4,189.51	2,884.89	1,500.08	492.31	246.27	87.76	47.91	59.44	14,263.65
DSC	47.89	52.63	61.58	1,258.59	2,142.99	1,636.62	715.08	298.16	205.54	135.89	83.85	46.95	6,096.17
Athletics	42.55	42.55	42.55	42.55	42.55	42.55	42.55	43.49	42.55	42.55	42.55	42.55	511.54
Transportation	96.04	107.23	164.20	876.59	1,630.72	1,389.34	280.51	134.65	88.79	74.14	63.51	44.02	4,899.74
Total	1,449.02	2,214.23	4,995.60	14,730.10	21,797.74	18,729.40	8,311.26	3,977.05	2,002.17	1,292.93	906.44	870.04	81,275.98

2017-2018	Sep	Oct	Nov	Dec	Jan	Feb	Mar	Apr	May	Jun	Jul	Aug	Total
High School	615.95	740.47	1,026.91	3,569.45	7,600.59	5,612.48	2,846.87	759.23	569.07	213.11	373.85	430.89	24,358.87
MW Academy	42.55	42.55	63.93	122.50	308.31	182.05	147.66	72.57	55.69	42.55	43.93	42.55	1,166.84
Junior High	163.62	220.76	844.47	2,651.06	5,403.41	4,533.34	2,360.45	1,263.58	463.54	243.79	223.61	237.34	18,608.97
Travis	143.39	167.06	498.05	2,140.69	4,070.36	3,287.78	2,017.47	818.30	446.94	271.95	302.73	292.51	14,856.86
Houston	85.30	85.10	114.81	301.84	501.29	5,862.55	1,316.94	523.74	271.86	130.19	117.73	130.80	9,441.95
Lamar	111.95	160.16	476.27	1,714.44	4,128.15	3,104.00	1,624.58	708.62	281.09	82.49	76.37	97.72	12,565.84
DSC	46.92	56.96	316.45	1,404.65	2,777.14	2,189.25	1,058.18	340.53	172.98	66.93	65.38	67.04	8,562.41
Athletics	42.55	42.55	42.55	42.55	42.55	42.55	42.55	43.49	42.55	42.55	42.55	42.55	511.54
Transportation	44.01	44.35	364.21	1,154.11	1,607.85	1,125.52	470.04	134.63	107.77	76.66	75.18	76.83	5,226.16
Total	1,296.04	1,518.31	3,705.11	13,058.74	26,992.30	25,696.47	11,792.19	4,621.20	2,368.94	1,127.68	1,278.06	1,375.61	94,830.45

2018-2019	Sep	Oct	Nov	Dec	Jan	Feb	Mar	Apr	May	Jun	Jul	Aug	Total
High School	661.89	624.07	1,674.62	4,148.47	6,827.47	5,233.24	4,435.73	1,406.14	337.42	288.36	293.75	242.42	26,663.58
MW Academy	42.55	54.78	123.88	304.70	362.89	283.53	248.16	130.12	82.81	91.57	80.26	1,805.25	
Junior High	241.49	550.95	1,278.47	3,283.51	4,222.67	3,197.52	2,510.40	961.55	159.99	261.28	180.92	92.96	16,941.71
Travis	181.19	403.37	1,339.50	3,160.76	4,000.28	3,391.25	2,571.19	853.66	69.12	231.18	201.06	124.75	16,577.31
Houston	191.14	284.22	881.11	2,365.71	2,912.38	2,286.74	1,857.70	668.57	59.68	209.10	190.27	163.10	12,069.72
Lamar	233.52	482.74	1,695.63	3,456.13	3,591.56	2,654.71	2,135.88	659.71	105.74	155.07	136.62	85.23	15,421.54
DSC	67.40	164.95	830.08	1,721.29	2,210.28	2,162.66	1,648.35	618.15	106.89	156.65	110.63	84.15	9,731.48
Transportation	75.68	200.57	427.34	1,170.85	2,180.86	1,786.57	1,281.68	386.59	26.63	119.39	105.24	80.26	7,841.65
Total	1,713.86	2,765.65	8,250.63	19,661.42	26,308.39	21,696.22	16,689.09	5,494.49	865.47	1,503.84	1,300.06	1,003.13	107,252.25

2019-2020	Sep	Oct	Nov	Dec	Jan	Feb	Mar	Apr	May	Jun	Jul	Aug	Total
High School	464.81	625.18	1,526.98	7,010.89	4,466.58	3,507.60	1,946.76	503.13	81.26	80.26	77.72	28.94	19,577.74
MW Academy	80.26	81.62	116.46	296.18	224.72	186.79	127.41	50.13	81.26	80.26	77.72	78.79	1,476.60
Junior High	142.74	221.16	580.81	3,433.80	2,852.83	2,116.85	656.97	347.04	227.84	195.09	194.24	260.13	11,229.70
Travis	192.16	223.24	616.99	4,652.23	3,111.89	3,207.19	1,530.91	391.33	211.76	180.41	176.79	127.97	14,181.17
Houston	219.09	247.48	526.45	2,964.78	1,801.49	1,516.39	724.71	316.08	183.32	172.28	156.63	171.71	9,000.41
Lamar	120.35	147.06	618.99	4,783.68	1,249.52	1,688.13	890.36	322.54	87.41	82.59	77.72	100.25	10,168.60
DSC	81.54	81.87	326.05	2,127.94	1,769.88	1,338.12	526.54	154.62	152.94	143.43	139.44	151.56	6,993.93
Transportation	81.54	82.33	382.81	1,852.51	1,294.77	975.09	533.94	141.70	100.51	103.67	91.96	91.64	5,732.47
Total	1,382.69	1,710.24	4,695.54	27,137.01	16,771.68	14,036.16	6,932.60	1,723.44	1,045.04	957.73	914.50	1,060.99	78,362.67

2020-2021	Sep	Oct	Nov	Dec	Jan	Feb	Mar	Apr	May	Jun	Jul	Aug	Total
High School	297.29	1,344.73	2,438.19	6,738.04	5,158.02	7,437.69	2,340.61	788.08	563.32	280.27	189.71	492.62	27,568.57
MW Academy	78.31	120.49	222.69	327.49	293.45	259.32	198.64	47.90	85.44	79.06	110.60	109.09	1,937.49
Junior High	193.28	747.38	1,588.53	2,981.87	2,951.05	3,649.25	1,644.94	555.17	433.29	279.07	303.14	392.59	15,219.56
Travis	179.08	769.96	2,049.26	4,396.13	3,417.63	4,215.44	1,359.11	410.30	271.24	122.89	232.25	277.88	17,511.17
Houston	179.67	566.94	1,334.29	2,138.18	2,486.13	3,011.99	1,230.02	373.02	270.14	199.87	260.62	296.60	12,347.47
Lamar	112.49	690.06	1,963.33	4,220.46	3,192.19	4,754.40	1,037.44	327.64	188.96	112.64	107.78	151.42	17,058.81
DSC	113.90	495.28	1,135.52	2,109.58	2,474.40	2,872.82	665.70	219.11	196.57	168.17	199.58	204.40	10,955.03
Transportation	113.63	572.83	1,248.58	1,636.42	1,547.22	1,437.43	624.59	387.95	175.24	104.70	127.81	176.04	8,104.44
Total	1,267.65	5,307.67	11,985.39	24,048.17	21,720.10	27,738.34	9,101.05	3,109.17	2,184.20	1,396.67	1,531.49	2,052.64	111,442.54

2021-2022	Sep	Oct	Nov	Dec	Jan	Feb	Mar	Apr	May	Jun	Jul	Aug	Total
High School	793.89	1,007.48	2,358.19	7,490.34	7,750.28	8,307.96	3,800.23	6,344.91	562.20	423.69	457.13	978.53	40,274.85
MW Academy	109.33	113.06	138.11	252.67	122.42	164.83	245.82	89.06	109.77	111.44	109.81	109.75	2,076.07
Junior High	477.98	788.46	2,164.93	3,400.41	3,777.03	4,150.81	2,122.82	1,601.33	446.82	397.52	391.98	600.56	20,322.65
Travis	335.36	557.74	2,449.02	3,874.12	4,165.25	4,574.51	2,680.63	1,282.78	314.2				



BOARD OF TRUSTEES
Agenda Item

MEETING DATE: 1/9/23

MEETING TYPE:

- Regular Meeting
- Special Meeting

AGENDA ITEM TYPE:

- Action Item
- Non-Action Item

BOARD GOALS (check all that apply)

Academic Goals

- Academic Competitiveness
 - Early Literacy (HB3)
 - Early Math (HB3)
 - Other
- Career Certifications (HB3)

Operational Goals

- Promote Community/School Partnerships
- Fiscal Responsibility
- Safe and Secure Schools

TITLE: Discuss, Consider, and Take Any Necessary Action Regarding the Minutes of December 10, 2022 Regular Meeting

RECOMMENDED ACTION: It is recommended that the December 10, 2022 Minutes be approved as presented.

BOARD POLICY/STATE REGULATION/LAW REFERENCE (if applicable): BE(LOCAL)


OVERVIEW:

Review and approve minutes from December 10, 2022 Meeting of the Board of Trustees.

FISCAL IMPACT: N/A

ATTACHMENTS: Minutes

DEPARTMENT(S) SUBMITTING FORM: Superintendent

DEPARTMENT SIGNATURE/APPROVAL: 

**MINERAL WELLS INDEPENDENT SCHOOL DISTRICT
MINERAL WELLS, TEXAS**

SUBJECT: Minutes of Workshop/Regular Board Meeting
PLACE: Boardroom/District Services Complex
DATE: December 12, 2022
TIME: 5:30 p.m.

Board Members Present: Maria Jones, President
Joe Ruelas, Secretary
Brandon Hons
Sunny Lee, Vice President

Board Members Absent: Laretta Poole
Donna Henderson
Greg Malone

Central Administrators Present: Dr. John Kuhn, Superintendent
Natalie Griffin, Executive Director of Special Programs

Call to Order/Establish Quorum: The regular meeting was called to order at 5:30 p.m. by Maria Jones, President. Let the record show that a quorum of board members was present, that this meeting had been duly called, and that notice of this meeting had been posted.

Board Workshop/Dinner: The Board workshop started at 5:30 p.m. and ended at 6:25 p.m. No action was taken during the workshop.

Closed Session – Texas Government Code 551.074: The Board adjourned into closed session at 6:25 p.m. The closed session ended at 7:15 p.m. No action was taken in closed session.

Open Session: The Board reconvened in open session at 7:15 p.m.

Prayer: Maria Jones opened the meeting with prayer.

Pledges – U.S./Texas Flags: The Board led the audience in the Pledges of Allegiance.

Mission & Vision Statements: Brandon Hons read the Mission and Vision Statements.

Public Comment No one registered for Public Comment.

President’s Report: No news to report.

Special Recognition

Partners in Education

State Recognitions

Karyn Bullock thanked Wash House Xpress for giving all MWISD staff members a free car wash.

Apple Corps Teacher of the Year

Doug Funk, Principal of Mineral Wells High School recognized the Volleyball Team and Cross Country Team for receiving state recognitions.

Mineral Wells High School Spotlight

Doug Funk, recognized Autumn Wraight as the Mineral Wells High School Teacher of the Year. Fellow teachers spoke briefly about Ms. Wraight and her achievements and successes.

Coach Tincher spoke about the Robotics class and the success of the students building drones. They brought a model of one of the drones that was built in class.

Superintendent’s Report:

Enrollment Report

Dr. John Kuhn, Superintendent stated that our attendance is up 100 students from this time last year.

Action Items:

Consent Agenda Items:

- A. Monthly Financial Reports and Accounts Payable Listing
- B. Water/Electricity/ Gas Reports
- C. Minutes of the November 14, 2022 Regular Meeting and Minutes of the November 30, 2022 Special Team of Eight Meeting
- D. Investment Report

Joe Ruelas moved and Brandon Hons seconded a motion to approve the consent agenda items as presented. ***The motion carried 4-0. (copies attached)***

Discuss, Consider, and Take Any Necessary Action Regarding a Revision to MWISD Board Policy FFAC (LOCAL)

Sunny Lee moved and Brandon Hons seconded a motion to approve a Revision to MWISD Board Policy FFAC (LOCAL) as presented. ***The motion carried 4-0.***

Discuss, Consider, and Take Any Necessary Action Regarding the Interlocal Bid Agreement: SY 2023-2024 between MWISD and

Maria Jones moved and Joe Ruelas seconded a motion to approve the Interlocal Bid Agreement: SY 2023-2024 between MWISD and Region 10 Multi-Region Purchasing Cooperative as presented. ***The motion carried 4-0.***

**Region 10 Multi-Region
Purchasing Cooperative**

**Discuss, Consider, and
Take Any Necessary Action
Regarding MWISD Entering
into and Agreement with
Huntington National Bank
to Finance the
Construction of a New
Video Scoreboard by
Daktronics at Ram Stadium**

Brandon Hons moved and Sunny Lee seconded a motion to approve entering into an agreement with Huntington National Bank to Finance the Construction of a New Video Scoreboard by Daktronics at Ram Stadium as presented. ***The motion carried 4-0.***

**Discuss, Consider, and
Take Any Necessary Action
Regarding a Revision to
MWISD Board Policy DC
(LOCAL)**

Sunny Lee moved and Maria Jones seconded a motion to approve a Revision to MWISD Board Policy DC (LOCAL) as presented. ***The motion carried 4-0***

Information Only

Natalie Griffin gave a brief update on the numbers of students served in the mental health program. 59-Elementary, 17 Junior High, and 59 High School.

**Mental Health Program
Update**

A video presentation was presented on the 2023 STAAR Redesign and Accountability System Update.

**2023 STAAR Redesign and
Accountability System
Update**

Calendars for December 2022, and January 2023 attached.

Closed Session Items

Sunny Lee moved and Brandon Hons seconded a motion to approve Exhibit A as presented. ***The motion carried 4-0. Exhibit A attached***

**Calendars
Adjournment**

Upon a motion by Joe Ruelas and seconded by Brandon Hons, the meeting was adjourned at 8:21 p.m. ***The motion passed 4-0.***

Maria Jones, President

Joe Ruelas, Secretary

sc



BOARD OF TRUSTEES
Agenda Item

MEETING DATE: 1/9/23

MEETING TYPE:

- Regular Meeting
- Special Meeting

AGENDA ITEM TYPE:

- Action Item
- Non-Action Item

BOARD GOALS (check all that apply)

Academic Goals

- Academic Competitiveness
 - Early Literacy (HB3)
 - Early Math (HB3)
 - Other
- Career Certifications (HB3)

Operational Goals

- Promote Community/School Partnerships
- Fiscal Responsibility
- Safe and Secure Schools

TITLE: Discuss, Consider, and Take Any Necessary Action on the Selection of Audit Firm for 2022-2023

RECOMMENDED ACTION: It is recommended that Snow Garrett Williams, Certified Public Accountants, be selected as the audit firm for 2022-2023

BOARD POLICY/STATE REGULATION/LAW REFERENCE (if applicable): Board Policy CFC(LLEGAL)

OVERVIEW:

The rules for financial accounting, including the selection of an auditor and the requirements for the audit, are described in the official TEA publication, Financial Accountability System Resource Guide, as amended, which is adopted as the State Board of Education's official rule. 19TAC 109.41 Board Policy CFC(LLEGAL)

TEC 44.008(a) requires a financial audit to be performed annually by a certified public accountant holding a firm license from the Texas State Board of Public Accounting.

FISCAL IMPACT: N/A

ATTACHMENTS: None

DEPARTMENT(S) SUBMITTING FORM: Business and Finance

DEPARTMENT SIGNATURE/APPROVAL:



BOARD OF TRUSTEES
Agenda Item

MEETING DATE: 1/9/23

MEETING TYPE:

- Regular Meeting
- Special Meeting

AGENDA ITEM TYPE:

- Action Item
- Non-Action Item

BOARD GOALS (check all that apply)

Academic Goals

- Academic Competitiveness
 - Early Literacy (HB3)
 - Early Math (HB3)
 - Other
- Career Certifications (HB3)

Operational Goals

- Promote Community/School Partnerships
- Fiscal Responsibility
- Safe and Secure Schools

TITLE: Discuss, Consider, and Take Any Necessary Action on the Selection of Audit Firm for 2022-2023

RECOMMENDED ACTION: It is recommended that Snow Garrett Williams, Certified Public Accountants, be selected as the audit firm for 2022-2023

BOARD POLICY/STATE REGULATION/LAW REFERENCE (if applicable): Board Policy CFC(LLEGAL)

OVERVIEW:

The rules for financial accounting, including the selection of an auditor and the requirements for the audit, are described in the official TEA publication, Financial Accountability System Resource Guide, as amended, which is adopted as the State Board of Education's official rule. 19TAC 109.41 Board Policy CFC(LLEGAL)

TEC 44.008(a) requires a financial audit to be performed annually by a certified public accountant holding a firm license from the Texas State Board of Public Accounting.

FISCAL IMPACT: N/A

ATTACHMENTS: None

DEPARTMENT(S) SUBMITTING FORM: Business and Finance

DEPARTMENT SIGNATURE/APPROVAL:



BOARD OF TRUSTEES
Agenda Item

MEETING DATE: 1/9/23

MEETING TYPE:

- Regular Meeting
- Special Meeting

AGENDA ITEM TYPE:

- Action Item
- Non-Action Item

BOARD GOALS (check all that apply)

Academic Goals

- Academic Competitiveness
 - Early Literacy (HB3)
 - Early Math (HB3)
 - Other
- Career Certifications (HB3)

Operational Goals

- Promote Community/School Partnerships
- Fiscal Responsibility
- Safe and Secure Schools

TITLE: Discuss, Consider, and Take Any Necessary Action Regarding First Financial Bank Authorization Resolution

RECOMMENDED ACTION: It is recommended that the First Financial Bank Authorization Resolution be approved as presented.

BOARD POLICY/STATE REGULATION/LAW REFERENCE (if applicable):



OVERVIEW:

The superintendent John Kuhn, and the Chief Financial Officer shall serve as the District's banking designees with powers listed in the resolution. There is no change to our current agreement with the bank. The bank is now requiring this resolution be kept on file.

FISCAL IMPACT: N/A

ATTACHMENTS: Resolution

DEPARTMENT(S) SUBMITTING FORM: Business and Finance

DEPARTMENT SIGNATURE/APPROVAL:  



Corporate Authorization Resolution

First Financial Bank, N.A.
PO Box 280
Mineral Wells, TX 76068

By: Mineral Wells ISD
M W High School Operating
906 SW 5th Ave
Mineral Wells TX 76067-8445

Referred to in this document as "Financial Institution"

Referred to in this document as "Corporation"

I, Joe Ruelas, certify that I am Secretary (clerk) of the above named corporation organized under the laws of Texas, Federal Employer I.D. Number 75-6002079, engaged in business under the trade name of Mineral Wells ISD, and that the resolutions on this document are a correct copy of the resolutions adopted at a meeting of the Board of Directors of the Corporation duly and properly called and held on (date). These resolutions appear in the minutes of this meeting and have not been rescinded or modified.

Agents. Any Agent listed below, subject to any written limitations, is authorized to exercise the powers granted as indicated below:

Name and Title or Position	Signature	Facsimile Signature (if used)
A. <u>Dr. John Kuhn, Superintendent</u>	X _____	X _____
B. <u>Paul Hearn, Chief Financial Officer</u>	X <u>Paul Hearn</u>	X _____
C. _____	X _____	X _____
D. _____	X _____	X _____
E. _____	X _____	X _____
F. _____	X _____	X _____

Powers Granted. (Attach one or more Agents to each power by placing the letter corresponding to their name in the area before each power. Following each power indicate the number of Agent signatures required to exercise the power.)

Indicate A, B, C, D, E, and/or F	Description of Power	Indicate number of signatures required
A B	(1) Exercise all of the powers listed in this resolution.	1
_____	(2) Open any deposit or share account(s) in the name of the Corporation.	_____
_____	(3) Endorse checks and orders for the payment of money or otherwise withdraw or transfer funds on deposit with this Financial Institution.	_____
_____	(4) Borrow money on behalf and in the name of the Corporation, sign, execute and deliver promissory notes or other evidences of indebtedness.	_____
_____	(5) Endorse, assign, transfer, mortgage or pledge bills receivable, warehouse receipts, bills of lading, stocks, bonds, real estate or other property now owned or hereafter owned or acquired by the Corporation as security for sums borrowed, and to discount the same, unconditionally guarantee payment of all bills received, negotiated or discounted and to waive demand, presentment, protest, notice of protest and notice of non-payment.	_____
_____	(6) Enter into a written lease for the purpose of renting, maintaining, accessing and terminating a Safe Deposit Box in this Financial Institution.	_____
_____	(7) Other: See Resolution Addendum	1

Limitations on Powers. The following are the Corporation's express limitations on the powers granted under this resolution.

Resolutions

The Corporation named on this resolution resolves that,

- (1) The Financial Institution is designated as a depository for the funds of the Corporation and to provide other financial accommodations indicated in this resolution.
- (2) This resolution shall continue to have effect until express written notice of its rescission or modification has been received and recorded by the Financial Institution. Any and all prior resolutions adopted by the Board of Directors of the Corporation and certified to the Financial Institution as governing the operation of this corporation's account(s), are in full force and effect, until the Financial Institution receives and acknowledges an express written notice of its revocation, modification or replacement. Any revocation, modification or replacement of a resolution must be accompanied by documentation, satisfactory to the Financial Institution, establishing the authority for the changes.
- (3) The signature of an Agent on this resolution is conclusive evidence of their authority to act on behalf of the Corporation. Any Agent, so long as they act in a representative capacity as an Agent of the Corporation, is authorized to make any and all other contracts, agreements, stipulations and orders which they may deem advisable for the effective exercise of the powers indicated on page one, from time to time with the Financial Institution, subject to any restrictions on this resolution or otherwise agreed to in writing.

- (4) All transactions, if any, with respect to any deposits, withdrawals, rediscounts and borrowings by or on behalf of the Corporation with the Financial Institution prior to the adoption of this resolution are hereby ratified, approved and confirmed.
- (5) The Corporation agrees to the terms and conditions of any account agreement, properly opened by any Agent of the Corporation. The Corporation authorizes the Financial Institution, at any time, to charge the Corporation for all checks, drafts, or other orders, for the payment of money, that are drawn on the Financial Institution, so long as they contain the required number of signatures for this purpose.
- (6) The Corporation acknowledges and agrees that the Financial Institution may furnish at its discretion automated access devices to Agents of the Corporation to facilitate those powers authorized by this resolution or other resolutions in effect at the time of issuance. The term "automated access device" includes, but is not limited to, credit cards, automated teller machines (ATM), and debit cards.
- (7) The Corporation acknowledges and agrees that the Financial Institution may rely on alternative signature and verification codes issued to or obtained from the Agent named on this resolution. The term "alternative signature and verification codes" includes, but is not limited to, facsimile signatures on file with the Financial Institution, personal identification numbers (PIN), and digital signatures. If a facsimile signature specimen has been provided on this resolution, (or that are filed separately by the Corporation with the Financial Institution from time to time) the Financial Institution is authorized to treat the facsimile signature as the signature of the Agent(s) regardless of by whom or by what means the facsimile signature may have been affixed so long as it resembles the facsimile signature specimen on file. The Corporation authorizes each Agent to have custody of the Corporation's private key used to create a digital signature and to request issuance of a certificate listing the corresponding public key. The Financial Institution shall have no responsibility or liability for unauthorized use of alternative signature and verification codes unless otherwise agreed in writing.

Pennsylvania. The designation of an Agent does not create a power of attorney; therefore, Agents are not subject to the provisions of 20 Pa.C.S.A. Section 5601 et seq. (Chapter 56; Decedents, Estates and Fiduciaries Code) unless the agency was created by a separate power of attorney. Any provision that assigns Financial Institution rights to act on behalf of any person or entity is not subject to the provisions of 20 Pa.C.S.A. Section 5601 et seq. (Chapter 56; Decedents, Estates and Fiduciaries Code).

Effect on Previous Resolutions. This resolution supersedes resolution dated _____ completed, all resolutions remain in effect.

. If not

Certification of Authority

I further certify that the Board of Directors of the Corporation has, and at the time of adoption of this resolution had, full power and lawful authority to adopt the resolutions stated above and to confer the powers granted above to the persons named who have full power and lawful authority to exercise the same. (Apply seal below where appropriate.)

If checked, the Corporation is a non-profit corporation.

In Witness Whereof, I have subscribed my name to this document and affixed the seal of the Corporation on _____
(date).

Secretary
Joe Ruelas

Attest by One Other Officer

For Financial Institution Use Only

Acknowledged and received on _____ (date) by _____ (initials)

This resolution is superseded by resolution dated _____

Comments:

Resolution Addendum

Entity Name: Mineral Wells ISD

Entity CIF#: MF00605

(7) Other Each agent that is listed on page 1 of this Resolution (the "Designated Agents") has the authority to provide the Financial Institution with written instructions that designate person(s) to become authorized signer(s) on specific designated account(s) held by the Corporation and the Corporation will be bound by such designation(s) The Designated Agent making such designation and the authorized signer will both be signers on the designated Corporation account, with only one (1) signature required. Any of the Designated Agents may remove an authorized signer from a(n) Corporation account with written notice that is received and acknowledged by the Financial Institution. The Financial Institution may rely upon the authority of the Designated Agents for the purposes herein expressed, until such time that written notice is received and acknowledged by the Financial Institution that specifies that such authority has been withdrawn by the Board of Directors of the Corporation .

CERTIFICATION OF AUTHORITY

I further certify that the Board of Directors of the Corporation has, and at the time of adoption of this resolution had, full power and lawful authority to adopt the resolutions on Page 2 and to confer the powers granted above to the persons named who have full power and lawful authority to exercise the same.

In Witness Whereof, I have subscribed my name to this document and affixed the seal of the Corporation on _____ (date).

Attest by One Other Manager or Designated Member

Secretary



BOARD OF TRUSTEES
Agenda Item

MEETING DATE: 1/9/23

MEETING TYPE:

- Regular Meeting
- Special Meeting

AGENDA ITEM TYPE:

- Action Item
- Non-Action Item

BOARD GOALS (check all that apply)

Academic Goals

- Academic Competitiveness
 - Early Literacy (HB3)
 - Early Math (HB3)
 - Other
- Career Certifications (HB3)

Operational Goals

- Promote Community/School Partnerships
- Fiscal Responsibility
- Safe and Secure Schools

TITLE: PUBLIC HEARING: Financial Integrity Rating System of Texas (FIRST)
2021-2022 Ratings Based on School Year 2020-2021

RECOMMENDED ACTION: This item is for information only.

BOARD POLICY/STATE REGULATION/LAW REFERENCE (if applicable): Texas Administrative Code title 19, Part 2, Chapter 109, Subchapter AA, Division 1, Rule 109.1005

OVERVIEW:



Each school district and open-enrollment charter school is required to report information and financial accountability ratings to parents and taxpayers by implementing the following reporting procedures:

1. Each school district and open-enrollment charter school is required to prepare and distribute an annual financial management report in accordance with subsection (b) of this section.
2. The public must be provided an opportunity to comment on the report at a public hearing in accordance with subsection (c) of this section.

FISCAL IMPACT: N/A

ATTACHMENTS: FIRST Report

DEPARTMENT(S) SUBMITTING FORM: Business and Finance

DEPARTMENT SIGNATURE/APPROVAL:  

January 9, 2023


To: Board of Trustees, Mineral Wells ISD

RE: School First Annual Financial Report

We received our 2021-2022 Financial Integrity Rating for the 2020-2021 fiscal year from the Texas Education Agency. The District was awarded the Above Standard Achievement rating, scoring 86 out of 100. The rating system had 18 indicators. We received maximum points on all indicators except indicators 7, 8, 11 and 12. The District's cash on hand compared to operating expenditures ratio received 6 out of 10 possible points. Cash and investments decreased from \$7,031,310 in 19-20 to \$6,011,437 in 20-21. The District's current assets were \$11,449,686 compared to \$4,461,824 current liabilities which scored 8 out of 10 points. The District's total assets was \$55,776,467 compared to \$47,018,718 long-term liabilities which scored 4 out of 10 points. The District's debt compared to property values received 8 out of 10 possible points.

I have included the report listing the indicators tested. In addition, Title 19 Texas Administrative Code Chapter 109, Budgeting, Accounting and Auditing Subchapter AA, Commissioner's Rules Concerning Financial Accountability Rating System, Section 109.1005 requires additional information to be reported with this letter. I have included this information in a separate chart following the 18 indicators.

Sincerely,



Paul Hearn, CPA
Chief Financial Officer
MWISD

RATING YEAR DISTRICT NUMBER



Financial Integrity Rating System of Texas

2021-2022 RATINGS BASED ON SCHOOL YEAR 2020-2021 DATA - DISTRICT STATUS DETAIL

Name: MINERAL WELLS ISD(182903)	Publication Level 1: 8/2/2022 2:05:39 PM
Status: Passed	Publication Level 2: 8/4/2022 12:15:48 PM
Rating: B = Above Standard Achievement	Last Updated: 8/4/2022 12:15:48 PM
District Score: 86	Passing Score: 70

#	Indicator Description	Updated	Score
1	<u>Was the complete annual financial report (AFR) and data submitted to the TEA within 30 days of the November 27 or January 28 deadline depending on the school district's fiscal year end date of June 30 or August 31, respectively?</u>	7/12/2022 8:44:12 AM	Yes
2	<u>Was there an unmodified opinion in the AFR on the financial statements as a whole? (The American Institute of Certified Public Accountants (AICPA) defines unmodified opinion. The external independent auditor determines if there was an unmodified opinion.)</u>	5/16/2022 12:36:12 PM	Yes
3	<u>Was the school district in compliance with the payment terms of all debt agreements at fiscal year end? (If the school district was in default in a prior fiscal year, an exemption applies in following years if the school district is current on its forbearance or payment plan with the lender and the payments are made on schedule for the fiscal year being rated. Also exempted are technical defaults that are not related to monetary defaults. A technical default is a failure to uphold the terms of a debt covenant, contract, or master promissory note even though payments to the lender, trust, or sinking fund are current. A debt agreement is a legal agreement between a debtor (= person, company, etc. that owes money) and their creditors, which includes a plan for paying back the debt.)</u>	5/16/2022 12:36:12 PM	Yes
4	<u>Did the school district make timely payments to the Teachers Retirement System (TRS), Texas Workforce Commission (TWC), Internal Revenue Service (IRS), and other government agencies? (If the school district received a warrant hold and the warrant hold was not cleared within 30 days from the date the warrant hold was issued, the school district is considered to not have made timely payments and will fail critical indicator 4. If the school district was issued a warrant hold, the maximum points and highest rating that the school district may receive is 95 points, A = Superior Achievement, even if the issue surrounding the initial warrant hold was resolved and cleared within 30 days.)</u>	5/16/2022 12:36:12 PM	Yes Ceiling Passed
5	This indicator is not being scored.		

			1 Multiplier Sum
6	<u>Was the average change in (assigned and unassigned) fund balances over 3 years less than a 25 percent decrease or did the current year's assigned and unassigned fund balances exceed 75 days of operational expenditures? (If the school district fails indicator 6, the maximum points and highest rating that the school district may receive is 89 points, B = Above Standard Achievement.)</u>	5/17/2022 9:55:31 AM	Ceiling Passed
7	<u>Was the number of days of cash on hand and current investments in the general fund for the school district sufficient to cover operating expenditures (excluding facilities acquisition and construction)? See ranges below in the Determination of Points section.</u>	5/16/2022 12:36:14 PM	6
8	<u>Was the measure of current assets to current liabilities ratio for the school district sufficient to cover short-term debt? See ranges below in the Determination of Points section.</u>	5/16/2022 12:36:15 PM	8
9	<u>Did the school district's general fund revenues equal or exceed expenditures (excluding facilities acquisition and construction)? If not, was the school district's number of days of cash on hand greater than or equal to 60 days? See ranges below in the Determination of Points section.</u>	5/16/2022 12:36:15 PM	10
10	This indicator is not being scored.		10
11	<u>Was the ratio of long-term liabilities to total assets for the school district sufficient to support long-term solvency? If the school district's increase of students in membership over 5 years was 7 percent or more, then the school district automatically passes this indicator. See ranges below in the Determination of Points section.</u>	5/16/2022 12:36:17 PM	4
12	<u>Was the debt per \$100 of assessed property value ratio sufficient to support future debt repayments? See ranges below in the Determination of Points section.</u>	5/16/2022 12:36:17 PM	8
13	<u>Was the school district's administrative cost ratio equal to or less than the threshold ratio? See ranges below in the Determination of Points section.</u>	6/9/2022 11:20:01 AM	10
14	<u>Did the school district not have a 15 percent decline in the students to staff ratio over 3 years (total enrollment to total staff)? If the student enrollment did not decrease, the school district will automatically pass this indicator.</u>	5/16/2022 12:36:18 PM	10
15	This indicator is not being scored.		5
16	<u>Did the comparison of Public Education Information Management System (PEIMS) data to like information in the school district's AFR result in a total variance of less than 3 percent of all expenditures by function? (If the school district fails indicator 16, the maximum points and highest rating that the school district may receive is 89 points, B = Above Standard Achievement.)</u>	5/16/2022 12:36:19 PM	Ceiling Passed
17	<u>Did the external independent auditor report that the AFR was free of any instance(s) of material weaknesses in internal controls over financial reporting and compliance for local, state, or federal funds? (The AICPA defines material weakness.) (If the school district fails indicator 17, the</u>	5/16/2022 12:36:20	Ceiling Passed

	<u>maximum points and highest rating that the school district may receive is 79 points, C = Meets Standard Achievement.)</u>	PM	
18	<u>Did the external independent auditor indicate the AFR was free of any instance(s) of material noncompliance for grants, contracts, and laws related to local, state, or federal funds? (The AICPA defines material noncompliance.)</u>	5/16/2022 12:36:21 PM	10
19	<u>Did the school district post the required financial information on its website in accordance with Government Code, Local Government Code, Texas Education Code, Texas Administrative Code and other statutes, laws and rules that were in effect at the school district's fiscal year end?</u>	5/16/2022 12:36:21 PM	5
20	<u>Did the school board members discuss the district's property values at a board meeting within 120 days before the district adopted its budget? (If the school district fails indicator 20 the maximum points and highest rating that the school district may receive is 89 points, B = Above Standard Achievement.)</u>	5/16/2022 12:36:21 PM	Ceiling Passed
			86 Weighted Sum
			1 Multiplier Sum
			(100 Ceiling)
			86 Score

DETERMINATION OF RATING

A.	Did the school district fail any of the critical indicators 1, 2, 3, or 4? If so, the school district's rating is F for Substandard Achievement regardless of points earned.	
B.	Determine the rating by the applicable number of points.	
	A = Superior Achievement	90-100
	B = Above Standard Achievement	80-89
	C = Meets Standard Achievement	70-79
	F = Substandard Achievement	<70
<p>No Rating = A school district receiving territory that annexes with a school district ordered by the commissioner under TEC 13.054, or consolidation under Subchapter H, Chapter 41. No rating will be issued for the school district receiving territory until the third year after the annexation/consolidation.</p>		

The school district receives an **F** if it scores below the minimum passing score, if it failed any critical indicator 1, 2, 3, or 4, if the AFR or the data were not both complete, or if either the AFR or the data were not submitted on time for FIRST analysis.

CEILING INDICATORS

Did the school district meet the criteria for any of the following **ceiling indicators** 4, 6, 16, 17, or 20? If so, the school district's applicable maximum points and rating are disclosed below. Please note, an F = Substandard Achievement Rating supersedes any rating earned as the result of the school district meeting the criteria of a ceiling indicator.

Determination of rating based on meeting ceiling criteria.	Maximum Points	Maximum Rating
Indicator 4 (Timely Payments) - School district was issued a warrant hold.	95	A = Superior Achievement
Indicator 6 (Average Change in Fund Balance) - Response to indicator is <i>No</i> .	89	B = Above Standard Achievement
Indicator 16 (PEIMS to AFR) - Response to indicator is <i>No</i> .	89	B = Above Standard Achievement
Indicator 17 (Material Weaknesses) - Response to indicator is <i>No</i> .	79	C = Meets Standard Achievement
Indicator 20 (Property Values and Tax Discussion) - Response to indicator is <i>No</i> .	89	B = Above Standard Achievement

Home Page: [Financial Accountability](#) | Send comments or suggestions to FinancialAccountability@tea.texas.gov

THE **TEXAS EDUCATION AGENCY**
1701 NORTH CONGRESS AVENUE • AUSTIN, TEXAS, 78701 • (512) 463-9734

FIRST 5.14.2.1



BOARD OF TRUSTEES
Agenda Item

MEETING DATE: 1/9/23

MEETING TYPE:

- Regular Meeting
- Special Meeting

AGENDA ITEM TYPE:

- Action Item
- Non-Action Item

BOARD GOALS (check all that apply)

Academic Goals

- Academic Competitiveness
 - Early Literacy (HB3)
 - Early Math (HB3)
 - Other
- Career Certifications (HB3)

Operational Goals

- Promote Community/School Partnerships
- Fiscal Responsibility
- Safe and Secure Schools

TITLE: Discuss, Consider, and Take Any Necessary Action Regarding the Approval of HB3 Board Goals and Board-developed operational Goals

RECOMMENDED ACTION: Discuss, Consider, and Take Any Necessary Action Regarding HB3 Board Goals

BOARD POLICY/STATE REGULATION/LAW REFERENCE (if applicable): House Bill 3

OVERVIEW:



HB 3 required that goals in early childhood reading and math and in college, career, and military readiness are to be adopted by all public schools.

The bill requires a district to adopt appropriate five-year student outcome goals with annual target for aggregate student performance and each appropriate student group under the closing the gaps domain. The superintendent will work collaboratively with campuses to develop a recommendation for each plan to be presented to the board for adoption. The board reviews and ultimately votes to adopt the plans.

FISCAL IMPACT: N/A

ATTACHMENTS: HB3 Board Goals

DEPARTMENT(S) SUBMITTING FORM: Assistant Superintendent HR/Student Services

DEPARTMENT SIGNATURE/APPROVAL:  

Under HB 3, school boards are required to adopt plans in early childhood literacy and math, as well as college, career, and military readiness. All plans are required to include:

- o at least one assigned district-level administrator or employee of the regional education service center for the district's region to coordinate implementation and submit annual report to the board on the district's progress;
- o an annual review by the board at a public meeting;
- o an annual report posted on district and campus websites; and
- o specific, quantifiable, annual goals for five years at each campus.

Early childhood plans are required to include:

- o annual goals for aggregate student growth on 3rd grade math and reading STAAR;
- o annual targets for students in each group evaluated under closing the gaps domain;
- o targeted professional development for classroom teachers in kindergarten through 3rd grade for campuses that the board identifies as not meeting the plan's goals and that considers the unique needs of students in bilingual education or special language programs.
- o annual targets that may be set for students in bilingual or ESL programs.

College, career, and military readiness plans are required to include:

- o annual goals for aggregate student growth on CCMR readiness indicators evaluated under the student achievement domain; and
- o annual targets for students in each group evaluated under closing the gaps domain.

MINERAL WELLS ISD CCMR Board Outcome Goal

The percentage of graduates that meet the criteria for CCMR will increase from 61% to 80% by August 2025.

Yearly Target Goals

	2021	2022	2023	2024	2025
	66	70	74	78	80

Closing the Gaps Student Groups Yearly Targets

	African American	Hispanic	White	American Indian	Asian	Pacific Islander	Two or More Races	Special Ed	Eco Disadv	Special Ed (former)	EL	Cont. Enrolled	Non-Cont. Enrolled
2021	35	60	62	NA	NA	NA	58	70	58	*	*	*	*
2022	46	65	66	NA	NA	NA	63	72	63	*	*	*	*
2023	57	70	71	NA	NA	NA	69	75	69	*	*	*	*
2024	68	75	75	NA	NA	NA	75	78	74	*	*	*	*
2025	80	80	80	NA	NA	NA	80	80	80	*	*	*	*

*Once there is a population for this category, the 2025 goal will be 80.

PD Plan: Career planning, dual credit, and certification PD for those involved in student four-year plan development.

YEARLY ATTAINED GOALS

2021	2022	2023	2024	2025
52	63	?	?	?

MINERAL WELLS ISD Early Literacy Board Outcome Goal

The percentage of 3rd grade students who score "Meets Grade Level" or above on STAAR Reading will increase from 31% to 60% by August 2025.

Yearly Target Goals

	2021	2022	2023	2024	2025	
	37	44	48	53	60	

Closing the Gaps Student Groups Yearly Targets

	African American	Hispanic	White	American Indian	Asian	Pacific Islander	Two or More Races	Special Ed	Eco Disadv	Special Ed (former)	EL	Cont. Enrolled	Non-Cont. Enrolled
2021	32	37	37	NA	NA	NA	68	44	35	52	36	40	24
2022	39	44	44	NA	NA	NA	69	48	41	54	42	45	33
2023	46	48	48	NA	NA	NA	70	52	47	56	48	50	42
2024	53	53	53	NA	NA	NA	72	56	53	58	54	55	51
2025	60	60	60	NA	NA	NA	74	60	60	60	60	60	60

*Once there is a population for this category, the 2025 goal will be 80.

PD Plan: All teacherw and administrators through 2023 will attend Reading Academies PD.

YEARLY ATTAINED GOALS

2021	2022	2023	2024	2025
36	52	?	?	?

MINERAL WELLS ISD Early Math Board Outcome Goal

The percentage of 3rd grade students who score "Meets Grade Level" or above on STAAR Math will increase from 33% to 60% by August 2025.

Yearly Target Goals

	2021	2022	2023	2024	2025
	40	46	50	53	60

Closing the Gaps Student Groups Yearly Targets

	African American	Hispanic	White	American Indian	Asian	Pacific Islander	Two or More Races	Special Ed	Eco Disadv	Special Ed (former)	EL	Cont. Enrolled	Non-Cont. Enrolled
2021	22	42	37	NA	NA	NA	68	47	38	52	36	39	37
2022	31	46	43	NA	NA	NA	69	50	43	54	42	44	43
2023	42	51	49	NA	NA	NA	70	53	49	56	48	50	49
2024	51	56	55	NA	NA	NA	71	56	54	58	52	55	55
2025	60	60	60	NA	NA	NA	72	60	60	60	60	60	60

*Once there is a population for this category, the 2025 goal will be 80.

PD Plan: RTI Intervention training in math

YEARLY ATTAINED GOALS

2021	2022	2023	2024	2025
29	43	?	?	?

MINERAL WELLS HIGH SCHOOL CCMR Board Outcome Goal

The percentage of graduates that meet the criteria for CCMR will increase from 69% to 85% by August 2025.

Yearly Target Goals

	2021	2022	2023	2024	2025
	72	75	78	82	85

Closing the Gaps Student Groups Yearly Targets

	African American	Hispanic	White	American Indian	Asian	Pacific Islander	Two or More Races	Special Ed	Eco Disadv	Special Ed (former)	EL	Cont. Enrolled	Non-Cont. Enrolled
2021	25	57	61	NA	NA	NA	57	65	56	*	*	*	*
2022	40	64	68	NA	NA	NA	64	70	64	*	*	*	*
2023	55	71	75	NA	NA	NA	71	75	71	*	*	*	*
2024	70	78	82	NA	NA	NA	78	80	78	*	*	*	*
2025	85	85	85	NA	NA	NA	85	85	85	*	*	*	*

*Once there is a population for this category, the 2025 goal will be 85.

PD Plan: Career planning, dual credit, and certification PD for those involved in student four-year plan development.

YEARLY ATTAINED GOALS

2021	2022	2023	2024	2025
63	69	?	?	?

MINERAL WELLS ACADEMY CCMR Board Outcome Goal

The percentage of graduates that meet the criteria for CCMR will increase from 24% to 50% by August 2025.

Yearly Target Goals

	2021	2022	2023	2024	2025
	30	35	40	45	50

Closing the Gaps Student Groups Yearly Targets

	African American	Hispanic	White	American Indian	Asian	Pacific Islander	Two or More Races	Special Ed	Eco Disadv	Special Ed (former)	EL	Cont. Enrolled	Non-Cont. Enrolled
2021	0	44	35	NA	NA	NA	*	40	35	*	*	*	*
2022	10	45	40	NA	NA	NA	*	42	40	*	*	*	*
2023	25	46	45	NA	NA	NA	*	46	45	*	*	*	*
2024	40	48	48	NA	NA	NA	*	48	48	*	*	*	*
2025	50	50	50	NA	NA	NA	*	50	50	*	*	*	*

*Once there is a population for this category, the 2025 goal will be 50.

PD Plan: Career planning, dual credit, and certification PD for those involved in student four-year plan development.

YEARLY ATTAINED GOALS				
2021	2022	2023	2024	2025
15	32	?	?	?



BOARD OF TRUSTEES
Agenda Item

MEETING DATE: 1/9/23

MEETING TYPE:

- Regular Meeting
- Special Meeting

AGENDA ITEM TYPE:

- Action Item
- Non-Action Item

BOARD GOALS (check all that apply)

Academic Goals

- Academic Competitiveness
 - Early Literacy (HB3)
 - Early Math (HB3)
 - Other
- Career Certifications (HB3)

Operational Goals

- Promote Community/School Partnerships
- Fiscal Responsibility
- Safe and Secure Schools

TITLE: Public Hearing: 2021-2022 Texas Academic Performance Report

RECOMMENDED ACTION: Information Only

BOARD POLICY/STATE REGULATION/LAW REFERENCE (if applicable): TEC 39.306

OVERVIEW:

TEC, §39.306, requires each district's board of trustees to publish an annual report that includes the PDF TAPR. Statute also requires that districts hold a hearing for public discussion of the annual report within 90 calendar days of the date of the release of the PDF TAPR. The TAPR was released December 2022.

FISCAL IMPACT: None

ATTACHMENTS: TAPR, TPHE, and Violence Report

DEPARTMENT(S) SUBMITTING FORM: Curriculum, Instruction, and Assessment

DEPARTMENT SIGNATURE/APPROVAL: *Angie Myrick* *[Signature]*

2021-22 Texas Academic Performance Report (TAPR)

District Name: MINERAL WELLS ISD

District Number: 182903

2022 Accountability Rating: B

2022 Special Education Determination Status:

Needs Assistance

This page is intentionally blank.

Texas Education Agency
2021-22 STAAR Performance (TAPR)
MINERAL WELLS ISD (182903) - PALO PINTO COUNTY

	School Year	State	Region 11	District	African American	Hispanic	White	American Indian	Asian	Pacific Islander	Two or More Races	Special Ed (Current)	Special Ed (Former)	Continuously Enrolled	Non-Continuously Enrolled	Econ Disadv	EB/EL (Current & Monitored)
STAAR Performance Rates by Tested Grade, Subject, and Performance Level																	
Grade 3 Reading																	
At Approaches Grade Level or Above	2022	76%	77%	77%	83%	83%	73%	-	*	-	86%	57%	*	80%	64%	75%	88%
	2021	67%	70%	72%	*	70%	73%	-	*	*	*	38%	100%	72%	74%	69%	76%
At Meets Grade Level or Above	2022	51%	53%	52%	50%	51%	51%	-	*	-	71%	40%	*	55%	40%	47%	51%
	2021	39%	41%	36%	*	25%	46%	-	*	*	*	16%	60%	34%	44%	31%	22%
At Masters Grade Level	2022	30%	32%	27%	50%	27%	26%	-	*	-	14%	21%	*	29%	17%	23%	26%
	2021	19%	21%	16%	*	10%	21%	-	*	*	*	6%	40%	15%	21%	12%	10%
Grade 3 Mathematics																	
At Approaches Grade Level or Above	2022	71%	72%	67%	67%	71%	64%	-	*	-	86%	55%	*	68%	64%	63%	81%
	2021	62%	64%	66%	*	64%	67%	-	*	*	*	36%	100%	65%	71%	62%	72%
At Meets Grade Level or Above	2022	43%	44%	43%	17%	42%	42%	-	*	-	57%	38%	*	44%	36%	36%	49%
	2021	31%	33%	29%	*	21%	37%	-	*	*	*	24%	40%	29%	29%	24%	20%
At Masters Grade Level	2022	21%	22%	15%	0%	17%	15%	-	*	-	14%	21%	*	16%	12%	11%	19%
	2021	14%	15%	16%	*	11%	20%	-	*	*	*	15%	20%	14%	23%	11%	8%
Grade 4 Reading																	
At Approaches Grade Level or Above	2022	77%	78%	73%	100%	70%	76%	-	*	*	60%	33%	*	72%	78%	70%	69%
	2021	63%	64%	53%	25%	52%	57%	*	*	-	50%	33%	*	53%	56%	51%	66%
At Meets Grade Level or Above	2022	54%	56%	46%	17%	39%	52%	-	*	*	60%	22%	*	45%	49%	39%	35%
	2021	36%	38%	22%	0%	24%	20%	*	*	-	38%	13%	*	23%	20%	22%	31%
At Masters Grade Level	2022	28%	30%	22%	0%	18%	25%	-	*	*	40%	8%	*	22%	22%	16%	18%
	2021	17%	19%	10%	0%	12%	7%	*	*	-	25%	4%	*	11%	8%	10%	17%
Grade 4 Mathematics																	
At Approaches Grade Level or Above	2022	70%	70%	74%	50%	78%	70%	-	*	*	100%	36%	*	75%	73%	71%	84%
	2021	59%	61%	60%	13%	58%	67%	*	*	-	63%	38%	*	63%	54%	57%	66%
At Meets Grade Level or Above	2022	43%	44%	45%	33%	41%	47%	-	*	*	60%	22%	*	45%	45%	37%	43%
	2021	36%	38%	35%	13%	35%	36%	*	*	-	38%	21%	*	35%	34%	33%	43%
At Masters Grade Level	2022	23%	24%	28%	0%	24%	31%	-	*	*	60%	17%	*	27%	31%	21%	24%
	2021	21%	23%	19%	0%	21%	17%	*	*	-	25%	13%	*	19%	18%	19%	20%
Grade 5 Reading																	

Texas Education Agency
2021-22 STAAR Performance (TAPR)
MINERAL WELLS ISD (182903) - PALO PINTO COUNTY

	School Year	State	Region 11	District	African American	Hispanic	White	American Indian	Asian	Pacific Islander	Two or More Races	Special Ed (Current)	Special Ed (Former)	Continuously Enrolled	Non-Continuously Enrolled	Econ Disadv	EB / EL (Current & Monitored)
At Approaches Grade Level or Above	2022	81%	82%	77%	67%	79%	77%	*	*	-	67%	45%	83%	77%	77%	74%	78%
	2021	73%	74%	68%	67%	72%	65%	*	*	-	100%	36%	60%	70%	63%	67%	68%
At Meets Grade Level or Above	2022	58%	59%	46%	44%	40%	52%	*	*	-	44%	23%	33%	46%	47%	41%	41%
	2021	46%	48%	31%	17%	30%	30%	*	*	-	67%	32%	0%	31%	29%	25%	23%
At Masters Grade Level	2022	36%	38%	24%	11%	22%	25%	*	*	-	33%	9%	33%	22%	30%	21%	24%
	2021	30%	31%	16%	0%	15%	16%	*	*	-	50%	0%	0%	17%	12%	13%	16%
Grade 5 Mathematics																	
At Approaches Grade Level or Above	2022	77%	77%	87%	78%	90%	86%	*	*	-	100%	50%	83%	87%	89%	86%	97%
At Meets Grade Level or Above	2021	70%	70%	85%	83%	90%	80%	*	*	-	100%	50%	80%	86%	82%	84%	95%
	2022	48%	48%	54%	33%	53%	55%	*	*	-	67%	23%	83%	55%	51%	49%	62%
At Masters Grade Level	2021	44%	45%	54%	67%	57%	48%	*	*	-	83%	36%	40%	53%	55%	48%	50%
	2022	25%	24%	25%	11%	28%	22%	*	*	-	33%	18%	33%	25%	25%	22%	32%
At Masters Grade Level	2021	25%	26%	22%	33%	21%	21%	*	*	-	50%	18%	20%	22%	20%	19%	16%
	2022	25%	26%	22%	33%	21%	21%	*	*	-	50%	18%	20%	22%	20%	19%	16%
Grade 5 Science																	
At Approaches Grade Level or Above	2022	66%	68%	75%	56%	71%	82%	*	*	-	67%	59%	100%	77%	72%	71%	76%
At Meets Grade Level or Above	2021	62%	64%	76%	83%	72%	77%	*	*	-	100%	45%	80%	76%	74%	75%	68%
	2022	38%	40%	41%	11%	37%	47%	*	*	-	33%	18%	83%	40%	43%	38%	46%
At Masters Grade Level	2021	31%	33%	37%	50%	33%	37%	*	*	-	83%	41%	40%	39%	32%	34%	27%
	2022	18%	18%	16%	0%	16%	15%	*	*	-	33%	14%	17%	15%	19%	15%	19%
At Masters Grade Level	2021	13%	14%	15%	17%	7%	16%	*	*	-	83%	14%	0%	14%	17%	13%	7%
	2022	13%	14%	15%	17%	7%	16%	*	*	-	83%	14%	0%	14%	17%	13%	7%
Grade 6 Reading																	
At Approaches Grade Level or Above	2022	70%	72%	70%	86%	67%	69%	*	*	-	100%	47%	*	71%	69%	68%	61%
At Meets Grade Level or Above	2021	62%	65%	56%	50%	56%	55%	-	*	-	57%	38%	*	56%	56%	53%	44%
	2022	43%	45%	37%	43%	40%	33%	*	*	-	67%	33%	*	36%	39%	36%	34%
At Masters Grade Level	2021	32%	34%	23%	38%	19%	26%	-	*	-	43%	34%	*	25%	15%	18%	17%
	2022	23%	24%	14%	29%	12%	13%	*	*	-	67%	10%	*	14%	16%	14%	16%
At Masters Grade Level	2021	15%	16%	7%	0%	6%	8%	-	*	-	14%	17%	*	8%	3%	6%	2%
	2022	15%	16%	7%	0%	6%	8%	-	*	-	14%	17%	*	8%	3%	6%	2%
Grade 6 Mathematics																	
At Approaches Grade Level or Above	2022	73%	75%	79%	86%	79%	77%	*	*	-	100%	60%	*	81%	76%	76%	80%
At Approaches Grade Level or Above	2021	68%	70%	72%	88%	76%	66%	-	*	-	86%	55%	*	74%	64%	70%	83%
	2022	68%	70%	72%	88%	76%	66%	-	*	-	86%	55%	*	74%	64%	70%	83%

Texas Education Agency
2021-22 STAAR Performance (TAPR)
MINERAL WELLS ISD (182903) - PALO PINTO COUNTY

	School Year	State	Region 11	District	African American	Hispanic	White	American Indian	Asian	Pacific Islander	Two or More Races	Special Ed (Current)	Special Ed (Former)	Continuously Enrolled	Non-Continuously Enrolled	Econ Disadv	EB/EL (Current & Monitored)
At Meets Grade Level or Above	2022	39%	42%	44%	29%	46%	43%	*	*	-	67%	37%	*	45%	40%	39%	36%
	2021	36%	39%	33%	38%	33%	32%	-	*	-	43%	38%	*	35%	26%	27%	22%
At Masters Grade Level	2022	16%	18%	18%	29%	15%	19%	*	*	-	50%	17%	*	17%	21%	17%	16%
	2021	15%	17%	8%	0%	9%	9%	-	*	-	0%	14%	*	8%	8%	7%	7%
Grade 7 Reading																	
At Approaches Grade Level or Above	2022	80%	81%	75%	83%	73%	74%	-	*	-	88%	48%	*	72%	85%	69%	65%
	2021	69%	72%	65%	86%	61%	68%	-	*	-	71%	40%	*	70%	51%	64%	59%
At Meets Grade Level or Above	2022	56%	58%	48%	42%	40%	55%	-	*	-	63%	38%	*	48%	49%	39%	35%
	2021	45%	48%	33%	57%	35%	29%	-	*	-	14%	20%	*	35%	25%	32%	33%
At Masters Grade Level	2022	37%	39%	27%	33%	19%	31%	-	*	-	50%	7%	*	27%	26%	20%	19%
	2021	25%	27%	14%	14%	15%	11%	-	*	-	14%	10%	*	15%	10%	13%	13%
Grade 7 Mathematics																	
At Approaches Grade Level or Above	2022	61%	61%	46%	55%	40%	50%	-	*	-	60%	41%	*	44%	53%	42%	33%
	2021	55%	56%	35%	50%	32%	38%	-	*	-	33%	25%	*	35%	37%	36%	25%
At Meets Grade Level or Above	2022	31%	31%	14%	18%	9%	19%	-	*	-	0%	38%	*	13%	16%	13%	5%
	2021	27%	27%	8%	0%	10%	7%	-	*	-	0%	20%	*	8%	9%	7%	8%
At Masters Grade Level	2022	13%	12%	1%	0%	0%	2%	-	*	-	0%	3%	*	1%	2%	1%	0%
	2021	12%	11%	2%	0%	2%	3%	-	*	-	0%	20%	*	3%	0%	2%	3%
Grade 8 Reading																	
At Approaches Grade Level or Above	2022	83%	84%	79%	88%	79%	78%	-	-	-	60%	41%	*	81%	73%	79%	74%
	2021	73%	75%	58%	33%	61%	55%	-	-	-	71%	25%	-	60%	51%	58%	58%
At Meets Grade Level or Above	2022	58%	59%	42%	50%	34%	49%	-	-	-	60%	32%	*	41%	44%	41%	32%
	2021	46%	48%	22%	0%	24%	22%	-	-	-	29%	20%	-	22%	22%	22%	10%
At Masters Grade Level	2022	37%	38%	22%	25%	21%	24%	-	-	-	20%	9%	*	23%	19%	22%	18%
	2021	21%	21%	6%	0%	8%	4%	-	-	-	0%	0%	-	5%	6%	5%	0%
Grade 8 Mathematics																	
At Approaches Grade Level or Above	2022	71%	72%	76%	78%	69%	84%	-	*	-	63%	41%	*	78%	71%	73%	71%
	2021	62%	62%	62%	43%	58%	64%	-	*	-	100%	30%	-	64%	54%	57%	63%
At Meets Grade Level or Above	2022	40%	39%	34%	11%	34%	35%	-	*	-	50%	27%	*	35%	34%	32%	33%
	2021	36%	37%	35%	14%	34%	35%	-	*	-	71%	30%	-	37%	29%	31%	34%

Texas Education Agency
2021-22 STAAR Performance (TAPR)
MINERAL WELLS ISD (182903) - PALO PINTO COUNTY

	School Year	State	Region 11	District	African American	Hispanic	White	American Indian	Asian	Pacific Islander	Two or More Races	Special Ed (Current)	Special Ed (Former)	Continuously Enrolled	Non-Continuously Enrolled	Econ Disadv	EB/EL (Current & Monitored)
At Masters Grade Level	2022	14%	14%	6%	0%	6%	7%	-	*	-	0%	14%	*	5%	10%	5%	5%
	2021	11%	11%	8%	0%	7%	8%	-	*	-	14%	0%	-	8%	6%	6%	0%
Grade 8 Science																	
At Approaches Grade Level or Above	2022	74%	75%	68%	89%	60%	76%	-	*	-	20%	36%	*	69%	64%	65%	53%
	2021	68%	70%	53%	17%	44%	59%	-	-	-	100%	25%	-	55%	47%	49%	39%
At Meets Grade Level or Above	2022	45%	46%	32%	44%	24%	40%	-	*	-	0%	27%	*	32%	31%	23%	10%
	2021	43%	45%	29%	17%	16%	40%	-	-	-	38%	15%	-	30%	27%	24%	6%
At Masters Grade Level	2022	24%	24%	13%	11%	8%	18%	-	*	-	0%	23%	*	13%	12%	11%	5%
	2021	24%	24%	15%	17%	9%	19%	-	-	-	25%	5%	-	15%	16%	12%	3%
Grade 8 Social Studies																	
At Approaches Grade Level or Above	2022	61%	64%	54%	78%	46%	59%	-	*	-	40%	36%	*	53%	57%	50%	30%
	2021	57%	60%	48%	33%	46%	50%	-	-	-	75%	25%	-	51%	39%	47%	35%
At Meets Grade Level or Above	2022	31%	33%	28%	11%	28%	29%	-	*	-	0%	27%	*	27%	29%	24%	15%
	2021	28%	31%	17%	0%	14%	20%	-	-	-	13%	20%	-	18%	14%	15%	10%
At Masters Grade Level	2022	18%	20%	14%	11%	10%	17%	-	*	-	0%	14%	*	13%	17%	11%	0%
	2021	14%	15%	7%	0%	3%	10%	-	-	-	0%	0%	-	5%	11%	5%	0%
End of Course English I																	
At Approaches Grade Level or Above	2022	65%	68%	52%	33%	48%	55%	-	*	-	80%	18%	*	51%	58%	47%	35%
	2021	67%	71%	54%	57%	49%	59%	-	*	-	67%	22%	*	53%	62%	51%	23%
At Meets Grade Level or Above	2022	47%	50%	29%	11%	24%	34%	-	*	-	20%	12%	*	27%	38%	24%	9%
	2021	50%	55%	39%	14%	33%	46%	-	*	-	50%	17%	*	37%	49%	36%	11%
At Masters Grade Level	2022	11%	11%	4%	0%	2%	6%	-	*	-	0%	9%	*	3%	9%	3%	2%
	2021	12%	15%	5%	0%	4%	8%	-	*	-	8%	6%	*	5%	9%	5%	0%
End of Course English II																	
At Approaches Grade Level or Above	2022	72%	74%	66%	20%	64%	66%	-	*	-	100%	40%	*	64%	72%	60%	35%
	2021	71%	73%	63%	*	59%	66%	-	*	-	*	47%	*	60%	71%	57%	29%
At Meets Grade Level or Above	2022	55%	58%	43%	20%	38%	47%	-	*	-	67%	27%	*	43%	48%	37%	18%
	2021	57%	60%	49%	*	40%	58%	-	*	-	*	47%	*	47%	56%	42%	0%

Texas Education Agency
2021-22 STAAR Performance (TAPR)
MINERAL WELLS ISD (182903) - PALO PINTO COUNTY

	School Year	State	Region 11	District	African American	Hispanic	White	American Indian	Asian	Pacific Islander	Two or More Races	Special Ed (Current)	Special Ed (Former)	Continuously Enrolled	Non-Continuously Enrolled	Econ Disadv	EB / EL (Current & Monitored)
At Masters Grade Level	2022	9%	9%	5%	0%	1%	8%	-	*	-	8%	7%	*	5%	2%	2%	0%
	2021	11%	12%	5%	*	7%	4%	-	*	-	*	0%	*	5%	6%	4%	0%
End of Course Algebra I																	
At Approaches Grade Level or Above	2022	76%	75%	50%	33%	49%	51%	-	*	-	64%	22%	*	52%	44%	44%	38%
	2021	73%	74%	53%	33%	50%	57%	-	-	-	60%	22%	*	54%	51%	48%	41%
At Meets Grade Level or Above	2022	43%	44%	18%	0%	20%	17%	-	*	-	9%	19%	*	18%	19%	14%	8%
	2021	41%	43%	21%	0%	17%	26%	-	-	-	30%	22%	*	22%	19%	19%	4%
At Masters Grade Level	2022	27%	28%	7%	0%	6%	8%	-	*	-	9%	3%	*	7%	6%	4%	2%
	2021	23%	25%	6%	0%	5%	6%	-	-	-	10%	0%	*	6%	3%	4%	0%
End of Course Biology																	
At Approaches Grade Level or Above	2022	83%	84%	77%	100%	71%	79%	-	*	-	92%	48%	*	75%	81%	72%	64%
	2021	82%	83%	72%	57%	73%	70%	-	*	-	100%	62%	*	72%	76%	69%	69%
At Meets Grade Level or Above	2022	55%	57%	35%	17%	25%	40%	-	*	-	67%	26%	*	33%	40%	27%	15%
	2021	55%	58%	37%	0%	33%	41%	-	*	-	63%	31%	*	35%	44%	34%	16%
At Masters Grade Level	2022	21%	24%	5%	0%	2%	7%	-	*	-	8%	4%	*	5%	6%	4%	3%
	2021	22%	23%	9%	0%	8%	10%	-	*	-	25%	0%	*	8%	12%	9%	0%
End of Course U.S. History																	
At Approaches Grade Level or Above	2022	89%	90%	89%	83%	84%	93%	-	*	-	*	57%	*	88%	92%	87%	68%
	2021	88%	90%	87%	*	86%	89%	-	*	-	100%	65%	*	86%	94%	85%	30%
At Meets Grade Level or Above	2022	68%	70%	59%	33%	51%	69%	-	*	-	*	29%	*	56%	71%	53%	23%
	2021	69%	72%	63%	*	54%	71%	-	*	-	67%	47%	*	60%	79%	56%	10%
At Masters Grade Level	2022	42%	44%	29%	0%	20%	39%	-	*	-	*	14%	*	28%	37%	25%	5%
	2021	43%	46%	36%	*	31%	40%	-	*	-	33%	12%	*	33%	52%	32%	10%
SAT/ACT All Subjects																	
At Approaches Grade Level or Above	2022	92%	94%	86%	*	83%	87%	-	-	-	*	-	-	84%	100%	87%	-
	2021	95%	96%	88%	-	88%	88%	-	-	-	-	-	-	88%	-	79%	-
At Meets Grade Level or Above	2022	64%	66%	49%	*	50%	48%	-	-	-	*	-	-	50%	40%	60%	-
	2021	69%	73%	46%	-	63%	38%	-	-	-	-	-	-	46%	-	43%	-

Texas Education Agency
2021-22 STAAR Performance (TAPR)
MINERAL WELLS ISD (182903) - PALO PINTO COUNTY

	School Year	State	Region 11	District	African American	Hispanic	White	American Indian	Asian	Pacific Islander	Two or More Races	Special Ed (Current)	Special Ed (Former)	Continuously Enrolled	Non-Continuously Enrolled	Econ Disadv	EB/EL (Current & Monitored)
At Masters Grade Level	2022	13%	12%	3%	*	0%	4%	-	-	-	*	-	-	3%	0%	0%	-
	2021	14%	15%	4%	-	0%	6%	-	-	-	-	-	-	4%	-	0%	-
All Grades All Subjects																	
At Approaches Grade Level or Above	2022	74%	75%	70%	70%	67%	71%	40%	100%	*	79%	44%	67%	69%	70%	66%	64%
	2021	67%	69%	61%	51%	59%	63%	33%	88%	*	74%	36%	54%	62%	58%	58%	57%
At Meets Grade Level or Above	2022	48%	50%	39%	26%	35%	42%	0%	78%	*	47%	29%	36%	38%	39%	34%	30%
	2021	41%	44%	32%	22%	28%	35%	0%	50%	*	42%	26%	23%	32%	30%	28%	20%
At Masters Grade Level	2022	23%	24%	15%	11%	12%	17%	0%	47%	*	22%	13%	18%	15%	16%	13%	13%
	2021	18%	20%	11%	4%	10%	12%	0%	31%	*	21%	8%	8%	11%	11%	9%	7%
All Grades ELA/Reading																	
At Approaches Grade Level or Above	2022	75%	76%	69%	71%	68%	69%	*	100%	*	82%	42%	76%	69%	71%	66%	63%
	2021	68%	71%	61%	56%	59%	62%	*	82%	*	67%	35%	54%	61%	60%	59%	55%
At Meets Grade Level or Above	2022	53%	55%	42%	35%	37%	45%	*	75%	*	55%	29%	31%	41%	44%	37%	31%
	2021	45%	47%	33%	24%	29%	36%	*	55%	*	41%	24%	17%	32%	33%	29%	20%
At Masters Grade Level	2022	25%	26%	16%	19%	13%	18%	*	33%	*	26%	11%	24%	16%	17%	14%	15%
	2021	18%	20%	10%	2%	9%	10%	*	36%	*	19%	6%	8%	10%	9%	8%	8%
All Grades Mathematics																	
At Approaches Grade Level or Above	2022	72%	73%	68%	64%	66%	68%	*	100%	*	81%	44%	57%	68%	67%	64%	69%
	2021	66%	67%	63%	49%	61%	64%	*	88%	*	75%	38%	59%	64%	59%	59%	65%
At Meets Grade Level or Above	2022	42%	43%	35%	19%	34%	36%	*	73%	*	44%	30%	39%	35%	34%	30%	34%
	2021	37%	39%	31%	22%	29%	32%	*	50%	*	44%	28%	27%	31%	29%	27%	26%
At Masters Grade Level	2022	20%	21%	14%	5%	13%	14%	*	45%	*	21%	14%	18%	13%	15%	11%	14%
	2021	18%	18%	11%	4%	10%	12%	*	25%	*	19%	12%	9%	11%	11%	9%	8%
All Grades Science																	
At Approaches Grade Level or Above	2022	76%	76%	74%	79%	67%	79%	*	100%	-	69%	48%	73%	74%	73%	70%	64%
	2021	71%	73%	66%	53%	63%	68%	*	*	-	100%	42%	56%	67%	64%	64%	60%
At Meets Grade Level or Above	2022	47%	49%	35%	25%	28%	42%	*	80%	-	42%	24%	55%	35%	38%	29%	23%
	2021	44%	46%	34%	21%	27%	40%	*	*	-	59%	29%	33%	34%	34%	30%	18%

Texas Education Agency
2021-22 STAAR Performance (TAPR)
MINERAL WELLS ISD (182903) - PALO PINTO COUNTY

	School Year	State	Region 11	District	African American	Hispanic	White	American Indian	Asian	Pacific Islander	Two or More Races	Special Ed (Current)	Special Ed (Former)	Continuously Enrolled	Non-Continuously Enrolled	Econ Disadv	EB/EL (Current & Monitored)
Reading and Mathematics Including EOC	2022	41%	41%	38%	33%	33%	41%	*	*	-	44%	18%	33%	37%	42%	33%	38%
	2021	34%	35%	26%	17%	27%	25%	*	*	-	50%	27%	0%	26%	27%	20%	20%
Reading Including EOC	2022	58%	59%	46%	44%	40%	52%	*	*	-	44%	23%	33%	46%	47%	41%	41%
	2021	46%	48%	31%	17%	30%	30%	*	*	-	67%	32%	0%	31%	29%	25%	23%
Math Including EOC	2022	48%	48%	54%	33%	53%	55%	*	*	-	67%	23%	83%	55%	51%	49%	62%
	2021	44%	45%	54%	67%	57%	48%	*	*	-	83%	36%	40%	53%	55%	48%	50%
6th Graders																	
Reading and Mathematics	2022	31%	33%	26%	14%	32%	22%	*	*	-	50%	30%	*	27%	24%	26%	27%
	2021	24%	26%	19%	25%	17%	20%	-	*	-	29%	34%	*	21%	13%	14%	15%
Reading and Mathematics Including EOC	2022	31%	33%	26%	14%	32%	22%	*	*	-	50%	30%	*	27%	24%	26%	27%
	2021	24%	26%	19%	25%	17%	20%	-	*	-	29%	34%	*	21%	13%	14%	15%
Reading Including EOC	2022	43%	45%	37%	43%	40%	33%	*	*	-	67%	33%	*	36%	39%	36%	34%
	2021	32%	34%	23%	38%	19%	26%	-	*	-	43%	34%	*	25%	15%	18%	17%
Math Including EOC	2022	40%	42%	44%	29%	46%	43%	*	*	-	67%	37%	*	45%	40%	39%	36%
	2021	36%	40%	33%	38%	33%	32%	-	*	-	43%	38%	*	35%	26%	27%	22%
7th Graders																	
Reading and Mathematics	2022	32%	33%	20%	17%	16%	24%	-	*	-	25%	34%	*	21%	17%	15%	12%
	2021	26%	28%	17%	0%	19%	15%	-	*	-	14%	20%	*	18%	12%	16%	17%
Reading and Mathematics Including EOC	2022	33%	34%	20%	17%	16%	24%	-	*	-	25%	34%	*	21%	17%	15%	12%
	2021	27%	29%	17%	0%	19%	15%	-	*	-	14%	20%	*	18%	12%	16%	17%
Reading Including EOC	2022	56%	58%	48%	42%	40%	55%	-	*	-	63%	38%	*	48%	49%	39%	35%
	2021	45%	48%	33%	57%	35%	29%	-	*	-	14%	20%	*	35%	25%	32%	33%
Math Including EOC	2022	37%	37%	22%	17%	17%	28%	-	*	-	25%	38%	*	22%	23%	18%	12%
	2021	32%	34%	23%	0%	24%	24%	-	*	-	14%	20%	*	24%	18%	20%	20%
8th Graders																	
Reading and Mathematics	2022	27%	26%	18%	14%	17%	18%	-	-	-	40%	27%	*	17%	20%	18%	14%
	2021	21%	21%	9%	0%	9%	10%	-	-	-	20%	20%	-	8%	13%	10%	10%
Reading and Mathematics Including EOC	2022	41%	41%	30%	11%	29%	31%	-	*	-	40%	27%	*	31%	29%	26%	23%
	2021	33%	34%	18%	0%	17%	20%	-	-	-	25%	20%	-	17%	23%	17%	10%
Reading Including EOC	2022	58%	60%	50%	56%	42%	58%	-	*	-	60%	32%	*	50%	51%	47%	35%
	2021	47%	49%	30%	0%	29%	32%	-	-	-	38%	20%	-	30%	32%	26%	10%

Texas Education Agency
2021-22 STAAR Performance (TAPR)
MINERAL WELLS ISD (182903) - PALO PINTO COUNTY

	School Year	State	Region 11	District	African American	Hispanic	White	American Indian	Asian	Pacific Islander	Two or More Races	Special Ed (Current)	Special Ed (Former)	Continuously Enrolled	Non-Continuously Enrolled	Econ Disadv	EB/EL (Current & Monitored)
Math Including EOC	2022	48%	47%	36%	11%	36%	36%	-	*	-	40%	27%	*	37%	32%	33%	33%
	2021	43%	43%	31%	17%	27%	33%	-	-	-	50%	30%	-	31%	29%	28%	23%
3rd - 8th Graders																	
Reading and Mathematics	2022	34%	35%	29%	17%	26%	31%	*	63%	*	43%	28%	21%	30%	28%	25%	26%
	2021	26%	28%	19%	10%	17%	19%	*	25%	*	32%	21%	11%	19%	17%	16%	16%
Reading and Mathematics Including EOC	2022	36%	38%	31%	16%	28%	32%	*	70%	*	43%	28%	21%	31%	29%	26%	27%
	2021	28%	30%	20%	10%	18%	21%	*	25%	*	33%	21%	11%	20%	19%	17%	16%
Reading Including EOC	2022	53%	55%	47%	43%	42%	50%	*	80%	*	60%	32%	38%	47%	46%	42%	38%
	2021	41%	43%	29%	23%	27%	31%	*	38%	*	40%	22%	17%	30%	27%	26%	23%
Math Including EOC	2022	43%	44%	40%	22%	38%	42%	*	70%	*	53%	32%	46%	41%	38%	35%	39%
	2021	37%	39%	33%	26%	32%	35%	*	50%	*	45%	28%	33%	34%	32%	29%	29%

* Indicates results are masked due to small numbers to protect student confidentiality.

- Indicates there are no students in the group.

Texas Education Agency
2021-22 Progress (TAPR)
MINERAL WELLS ISD (182903) - PALO PINTO COUNTY

Due to the cancellation of spring 2020 STAAR, 2022 and 2019 progress data are shown.

	School Year	State	Region11	District	African American	Hispanic	White	American Indian	Asian	Pacific Islander	Two or More Races	Special Ed (Current)	Special Ed (Former)	Continuously Enrolled	Non-Continuously Enrolled	Econ Disadv	EB/EL (Current & Monitored)
School Progress Domain - Academic Growth Score by Grade and Subject																	
Grade 4 ELA/Reading	2022	77	77	68	80	67	67	-	*	*	80	39	*	68	68	66	65
	2019	61	60	52	54	54	49	-	-	-	54	45	*	54	44	48	68
Grade 4 Mathematics	2022	74	73	77	70	80	73	-	*	*	90	45	*	78	76	76	84
	2019	65	65	74	82	74	72	-	-	-	86	47	*	74	76	73	79
Grade 5 ELA/Reading	2022	87	87	90	100	88	91	*	*	-	89	81	100	90	90	88	82
	2019	81	81	83	83	84	83	-	*	-	70	70	*	82	84	83	80
Grade 5 Mathematics	2022	79	78	85	89	86	82	*	*	-	94	76	75	84	90	86	94
	2019	83	83	91	94	93	88	-	*	-	70	87	*	90	91	90	95
Grade 6 ELA/Reading	2022	61	61	65	86	64	62	*	*	-	92	68	*	62	76	66	67
	2019	42	44	42	0	40	45	-	*	-	60	45	17	44	36	39	38
Grade 6 Mathematics	2022	61	63	58	64	57	59	*	*	-	75	72	*	55	67	56	55
	2019	54	58	48	20	36	59	-	*	-	50	37	17	47	53	45	27
Grade 7 ELA/Reading	2022	88	88	86	100	86	84	-	*	-	100	66	*	86	90	84	94
	2019	77	78	60	63	63	57	-	*	-	61	60	40	63	50	60	70
Grade 7 Mathematics	2022	60	56	42	50	31	52	-	*	-	*	46	*	36	66	41	20
	2019	62	60	50	69	52	44	-	-	-	69	36	30	51	45	50	49
Grade 8 ELA/Reading	2022	83	82	81	100	80	82	-	-	-	80	50	*	81	81	81	79
	2019	77	77	72	90	72	69	-	*	-	*	58	*	75	64	73	67
Grade 8 Mathematics	2022	74	71	75	79	76	74	-	*	-	69	45	*	75	75	76	79
	2019	82	78	67	*	71	63	-	*	-	80	58	*	67	69	70	84
End of Course English II	2022	71	69	70	*	69	72	-	*	-	72	82	*	71	65	65	69
	2019	69	69	69	*	79	63	-	-	-	*	53	*	70	66	68	67
End of Course Algebra I	2022	67	68	35	17	35	35	-	*	-	29	21	-	36	28	27	22
	2019	75	76	75	44	76	76	-	*	-	93	61	*	75	78	75	75
All Grades Both Subjects	2022	74	73	70	75	69	69	*	90	*	79	56	84	68	74	68	68
	2019	69	69	65	64	66	64	-	90	-	71	54	55	65	63	64	68
All Grades ELA/Reading	2022	78	77	77	88	76	76	*	100	*	85	61	93	76	80	75	76
	2019	68	68	62	59	64	60	-	80	-	64	55	52	64	58	61	66
All Grades Mathematics	2022	69	68	62	63	62	62	*	81	*	72	51	74	61	68	61	61
	2019	70	70	68	68	67	67	-	100	-	77	54	58	67	69	67	70

* Indicates results are masked due to small numbers to protect student confidentiality.

- Indicates there are no students in the group.

Texas Education Agency
2021-22 Bilingual Education/English as a Second Language (Current EB Students/EL) (TAPR)
MINERAL WELLS ISD (182903) - PALO PINTO COUNTY

Due to the cancellation of spring 2020 STAAR, 2022 and 2019 School progress and STAAR progress measure data are shown.

	School Year	State	Region 11	District	Total Bilingual Education	BE-Trans Early Exit	BE-Trans Late Exit	BE-Dual Two-Way	BE-Dual One-Way	ALP Bilingual (Exception)	Total ESL	ESL Content-Based	ESL Pull-Out	ALP ESL (Waiver)	EB/EL with Parental Denial	Never EB/EL	Total EB/EL (Current)	Monitored & Former EB/EL	
STAAR Performance Rate by Subject and Performance Level																			
All Grades All Subjects																			
At Approaches Grade Level or Above	2022	74%	75%	70%	79%	82%	-	-	-	71%	59%	69%	48%	-	47%	70%	61%	78%	
	2021	67%	69%	61%	68%	68%	-	-	-	-	47%	47%	*	-	32%	61%	52%	76%	
At Meets Grade Level or Above	2022	48%	50%	39%	43%	47%	-	-	-	29%	25%	33%	16%	-	21%	39%	27%	48%	
	2021	41%	44%	32%	23%	23%	-	-	-	-	11%	11%	*	-	9%	33%	15%	42%	
At Masters Grade Level	2022	23%	24%	15%	19%	22%	-	-	-	11%	9%	15%	3%	-	12%	16%	11%	15%	
	2021	18%	20%	11%	8%	8%	-	-	-	-	3%	3%	*	-	7%	12%	5%	13%	
All Grades ELA/Reading																			
At Approaches Grade Level or Above	2022	75%	76%	69%	74%	78%	-	-	-	63%	62%	66%	56%	-	37%	70%	59%	81%	
	2021	68%	71%	61%	68%	68%	-	-	-	-	43%	43%	*	-	25%	61%	48%	79%	
At Meets Grade Level or Above	2022	53%	55%	42%	38%	37%	-	-	-	42%	28%	31%	24%	-	21%	44%	27%	52%	
	2021	45%	47%	33%	23%	23%	-	-	-	-	10%	10%	*	-	11%	34%	14%	47%	
At Masters Grade Level	2022	25%	26%	16%	20%	22%	-	-	-	16%	11%	15%	6%	-	11%	17%	12%	18%	
	2021	18%	20%	10%	9%	9%	-	-	-	-	3%	3%	*	-	7%	10%	5%	14%	
All Grades Mathematics																			
At Approaches Grade Level or Above	2022	72%	73%	68%	89%	93%	-	-	-	79%	63%	76%	48%	-	50%	67%	68%	74%	
	2021	66%	67%	63%	78%	78%	-	-	-	-	61%	60%	*	-	38%	62%	64%	69%	
At Meets Grade Level or Above	2022	42%	43%	35%	46%	59%	-	-	-	16%	27%	41%	10%	-	14%	35%	30%	49%	
	2021	37%	39%	31%	32%	32%	-	-	-	-	17%	16%	*	-	8%	32%	21%	38%	
At Masters Grade Level	2022	20%	21%	14%	18%	24%	-	-	-	5%	11%	20%	0%	-	14%	14%	13%	17%	
	2021	18%	18%	11%	9%	9%	-	-	-	-	4%	5%	*	-	8%	12%	6%	12%	
All Grades Science																			
At Approaches Grade Level or Above	2022	76%	76%	74%	69%	69%	-	-	-	-	52%	57%	50%	-	83%	75%	57%	81%	
	2021	71%	73%	66%	68%	68%	-	-	-	-	52%	51%	*	-	46%	66%	55%	78%	
At Meets Grade Level or Above	2022	47%	49%	35%	46%	46%	-	-	-	-	17%	14%	19%	-	33%	37%	26%	31%	
	2021	44%	46%	34%	11%	11%	-	-	-	-	5%	5%	*	-	8%	37%	7%	43%	
At Masters Grade Level	2022	21%	22%	11%	19%	19%	-	-	-	-	4%	0%	6%	-	17%	11%	10%	7%	
	2021	20%	21%	13%	5%	5%	-	-	-	-	0%	0%	*	-	0%	14%	1%	14%	
All Grades Social Studies																			
At Approaches Grade Level or Above	2022	75%	77%	70%	-	-	-	-	-	-	44%	72%	17%	-	*	73%	41%	74%	
	2021	73%	75%	66%	-	-	-	-	-	-	41%	41%	-	-	*	67%	37%	79%	
At Meets Grade Level or Above	2022	50%	52%	42%	-	-	-	-	-	-	14%	22%	6%	-	*	43%	15%	53%	
	2021	49%	52%	38%	-	-	-	-	-	-	7%	7%	-	-	*	39%	7%	44%	

Texas Education Agency
2021-22 Bilingual Education/English as a Second Language (Current EB Students/EL) (TAPR)
MINERAL WELLS ISD (182903) - PALO PINTO COUNTY

Due to the cancellation of spring 2020 STAAR, 2022 and 2019 School progress and STAAR progress measure data are shown.

	School Year	State	Region 11	District	Total Bilingual Education	BE-Trans Early Exit	BE-Trans Late Exit	BE-Dual Two-Way	BE-Dual One-Way	ALP Bilingual (Exception)	Total ESL	ESL Content-Based	ESL Pull-Out	ALP ESL (Waiver)	EB/EL with Parental Denial	Never EB/EL	Total EB/EL (Current)	Monitored & Former EB/EL	
At Masters Grade Level	2022	30%	32%	21%	-	-	-	-	-	-	3%	6%	0%	-	*	25%	2%	15%	
	2021	29%	31%	20%	-	-	-	-	-	-	4%	4%	-	-	*	21%	3%	19%	
School Progress Domain - Academic Growth Score																			
All Grades Both Subjects	2022	74%	73%	70%	73%	90%	-	-	-	47%	68%	74%	63%	-	67%	70%	67%	72%	
	2019	69%	69%	65%	*	*	-	-	-	65%	64%	66%	66%	-	60%	64%	64%	64%	
All Grades ELA/Reading	2022	78%	77%	77%	72%	83%	-	-	-	50%	81%	77%	85%	-	79%	77%	76%	76%	
	2019	68%	68%	62%	-	-	-	-	-	64%	63%	66%	66%	-	55%	62%	62%	62%	
All Grades Mathematics	2022	69%	68%	62%	75%	96%	-	-	-	44%	56%	71%	44%	-	55%	62%	60%	67%	
	2019	70%	70%	68%	*	*	-	-	-	66%	65%	67%	67%	-	65%	66%	66%	66%	

* Indicates results are masked due to small numbers to protect student confidentiality.
 - Indicates there are no students in the group.
 Blank cell indicates there are no data available in the group.

Texas Education Agency
2021-22 STAAR Participation (TAPR)
MINERAL WELLS ISD (182903) - PALO PINTO COUNTY

	State	Region 11	District	African American	Hispanic	White	American Indian	Asian	Pacific Islander	Two or More Races	Special Ed (Current)	Special Ed (Former)	Continuously Enrolled	Non-Continuously Enrolled	Econ Disadv	EB/EL (Current & Monitored)
2022 STAAR Participation (All Grades)																
All Tests																
Assessment Participant	99%	99%	99%	100%	99%	99%	100%	100%	*	96%	99%	100%	99%	98%	99%	100%
Included in Accountability	93%	93%	93%	95%	95%	92%	71%	100%	*	87%	93%	73%	97%	82%	93%	94%
Not Included in Accountability: Mobile	5%	5%	5%	5%	3%	7%	29%	0%	*	9%	5%	27%	2%	16%	5%	4%
Not Included in Accountability: Other Exclusions	1%	1%	0%	0%	1%	0%	0%	0%	*	0%	0%	0%	0%	1%	0%	2%
Not Tested	1%	1%	1%	0%	1%	1%	0%	0%	*	4%	1%	0%	1%	2%	1%	0%
Absent	1%	1%	1%	0%	1%	1%	0%	0%	*	4%	1%	0%	1%	1%	1%	0%
Other	0%	0%	0%	0%	0%	0%	0%	0%	*	0%	0%	0%	0%	0%	0%	0%
Reading																
Assessment Participant	99%	99%	99%	100%	99%	99%	* 100%	*	95%	98%	100%	99%	98%	99%	99%	100%
Included in Accountability	92%	92%	93%	94%	94%	92%	* 100%	*	85%	93%	71%	97%	80%	93%	93%	
Not Included in Accountability: Mobile	5%	5%	6%	6%	3%	7%	* 0%	*	10%	5%	29%	2%	17%	5%	3%	
Not Included in Accountability: Other Exclusions	2%	2%	1%	0%	2%	0%	* 0%	*	0%	0%	0%	1%	1%	1%	4%	
Not Tested	1%	1%	1%	0%	1%	1%	* 0%	*	5%	2%	0%	1%	2%	1%	0%	
Absent	1%	1%	1%	0%	1%	1%	* 0%	*	5%	2%	0%	1%	2%	1%	0%	
Other	0%	0%	0%	0%	0%	0%	* 0%	*	0%	0%	0%	0%	0%	0%	0%	
Mathematics																
Assessment Participant	99%	99%	99%	100%	99%	99%	* 100%	*	97%	99%	100%	99%	99%	99%	99%	100%
Included in Accountability	93%	94%	93%	94%	95%	93%	* 100%	*	85%	94%	76%	97%	82%	94%	95%	
Not Included in Accountability: Mobile	5%	5%	6%	6%	3%	7%	* 0%	*	11%	5%	24%	2%	16%	5%	4%	
Not Included in Accountability: Other Exclusions	1%	1%	0%	0%	1%	0%	* 0%	*	0%	0%	0%	0%	1%	0%	1%	
Not Tested	1%	1%	1%	0%	1%	1%	* 0%	*	3%	1%	0%	1%	1%	1%	0%	
Absent	1%	0%	1%	0%	1%	0%	* 0%	*	3%	1%	0%	0%	1%	1%	0%	
Other	0%	0%	0%	0%	0%	0%	* 0%	*	0%	0%	0%	0%	0%	0%	0%	
Science																
Assessment Participant	98%	99%	98%	100%	97%	99%	* 100%	-	97%	99%	100%	98%	97%	98%	99%	
Included in Accountability	93%	94%	93%	96%	94%	92%	* 100%	-	90%	92%	73%	96%	83%	93%	94%	
Not Included in Accountability: Mobile	4%	4%	5%	4%	3%	7%	* 0%	-	7%	7%	27%	2%	13%	5%	3%	
Not Included in Accountability: Other Exclusions	1%	0%	0%	0%	1%	0%	* 0%	-	0%	0%	0%	0%	1%	0%	2%	
Not Tested	2%	1%	2%	0%	3%	1%	* 0%	-	3%	1%	0%	2%	3%	2%	1%	

Texas Education Agency
2021-22 STAAR Participation (TAPR)
MINERAL WELLS ISD (182903) - PALO PINTO COUNTY

	State	Region 11	District	African American	Hispanic	White	American Indian	Asian	Pacific Islander	Two or More Races	Special Ed (Current)	Special Ed (Former)	Continuously Enrolled	Non-Continuously Enrolled	Econ Disadv	EB/EL (Current & Monitored)
Absent	1%	1%	2%	0%	3%	1%	*	0%	-	3%	1%	0%	2%	2%	2%	1%
Other	0%	0%	0%	0%	0%	0%	*	0%	-	0%	0%	0%	0%	0%	0%	0%
Social Studies																
Assessment Participant	98%	99%	99%	100%	99%	100%	-	*	-	100%	100%	100%	99%	99%	100%	100%
Included in Accountability	94%	95%	95%	100%	95%	94%	-	*	-	100%	95%	80%	99%	83%	96%	95%
Not Included in Accountability: Mobile	4%	4%	5%	0%	3%	6%	-	*	-	0%	5%	20%	1%	16%	3%	3%
Not Included in Accountability: Other Exclusions	1%	0%	0%	0%	0%	0%	-	*	-	0%	0%	0%	0%	1%	0%	2%
Not Tested	2%	1%	1%	0%	1%	0%	-	*	-	0%	0%	0%	1%	1%	0%	0%
Absent	1%	1%	0%	0%	1%	0%	-	*	-	0%	0%	0%	1%	0%	0%	0%
Other	0%	0%	0%	0%	0%	0%	-	*	-	0%	0%	0%	0%	0%	0%	0%
Accelerated Testers																
SAT/ACT Participant	89%	86%	88%	*	86%	88%	-	-	-	*	-	-	89%	83%	83%	-
2021 STAAR Participation (All Grades)																
All Tests																
Assessment Participant	88%	93%	96%	90%	97%	95%	100%	84%	*	94%	92%	100%	96%	94%	96%	99%
Included in Accountability	83%	88%	91%	85%	93%	90%	100%	84%	*	90%	84%	92%	94%	80%	91%	95%
Not Included in Accountability: Mobile	3%	4%	5%	6%	4%	6%	0%	0%	*	4%	7%	8%	2%	14%	5%	3%
Not Included in Accountability: Other Exclusions	1%	1%	0%	0%	1%	0%	0%	0%	*	0%	1%	0%	0%	0%	0%	1%
Not Tested	12%	7%	4%	10%	3%	5%	0%	16%	*	6%	8%	0%	4%	6%	4%	1%
Absent	2%	1%	1%	4%	1%	1%	0%	3%	*	2%	1%	0%	1%	2%	2%	0%
Other	10%	6%	3%	6%	2%	4%	0%	13%	*	4%	7%	0%	3%	3%	3%	0%
Reading																
Assessment Participant	89%	93%	96%	89%	97%	95%	*	92%	*	93%	91%	100%	96%	95%	96%	100%
Included in Accountability	83%	87%	90%	82%	92%	90%	*	92%	*	90%	82%	92%	94%	79%	90%	93%
Not Included in Accountability: Mobile	3%	4%	5%	7%	4%	6%	*	0%	*	3%	7%	8%	2%	15%	5%	3%
Not Included in Accountability: Other Exclusions	3%	2%	1%	0%	1%	0%	*	0%	*	0%	2%	0%	1%	0%	1%	3%
Not Tested	11%	7%	4%	11%	3%	5%	*	8%	*	7%	9%	0%	4%	5%	4%	0%
Absent	2%	1%	1%	5%	1%	1%	*	0%	*	3%	2%	0%	1%	2%	2%	0%
Other	10%	5%	3%	7%	1%	4%	*	8%	*	3%	6%	0%	3%	3%	3%	0%
Mathematics																
Assessment Participant	88%	93%	95%	89%	97%	94%	*	89%	*	91%	91%	100%	95%	94%	95%	99%
Included in Accountability	84%	89%	90%	82%	92%	89%	*	89%	*	87%	83%	92%	94%	79%	90%	95%

Texas Education Agency
2021-22 STAAR Participation (TAPR)
MINERAL WELLS ISD (182903) - PALO PINTO COUNTY

	State	Region 11	District	African American	Hispanic	White	American Indian	Asian	Pacific Islander	Two or More Races	Special Ed (Current)	Special Ed (Former)	Continuously Enrolled	Non-Continuously Enrolled	Econ Disadv	EB/EL (Current & Monitored)
Not Included in Accountability: Mobile	4%	4%	5%	7%	5%	5%	*	0%	*	4%	8%	8%	2%	15%	5%	3%
Not Included in Accountability: Other Exclusions	0%	0%	0%	0%	0%	0%	*	0%	*	0%	0%	0%	0%	0%	0%	0%
Not Tested	12%	7%	5%	11%	3%	6%	*	11%	*	9%	9%	0%	5%	6%	5%	1%
Absent	2%	1%	2%	4%	1%	1%	*	0%	*	4%	2%	0%	1%	2%	2%	0%
Other	10%	6%	3%	7%	2%	4%	*	11%	*	5%	8%	0%	3%	4%	3%	1%
Science																
Assessment Participant	87%	92%	95%	90%	96%	96%	*	*	-	96%	92%	100%	96%	92%	95%	99%
Included in Accountability	84%	88%	91%	90%	94%	90%	*	*	-	88%	85%	90%	95%	79%	91%	97%
Not Included in Accountability: Mobile	3%	4%	4%	0%	2%	5%	*	*	-	8%	8%	10%	1%	12%	4%	2%
Not Included in Accountability: Other Exclusions	0%	0%	0%	0%	0%	0%	*	*	-	0%	0%	0%	0%	0%	0%	0%
Not Tested	13%	8%	5%	10%	4%	4%	*	*	-	4%	8%	0%	4%	8%	5%	1%
Absent	2%	2%	2%	10%	3%	1%	*	*	-	0%	0%	0%	2%	4%	2%	1%
Other	10%	6%	2%	0%	2%	3%	*	*	-	4%	8%	0%	2%	4%	2%	0%
Social Studies																
Assessment Participant	87%	91%	97%	100%	98%	97%	-	*	-	100%	91%	*	98%	95%	97%	100%
Included in Accountability	84%	88%	95%	100%	98%	92%	-	*	-	100%	86%	*	97%	86%	94%	100%
Not Included in Accountability: Mobile	3%	3%	3%	0%	0%	5%	-	*	-	0%	5%	*	1%	10%	3%	0%
Not Included in Accountability: Other Exclusions	0%	0%	0%	0%	0%	0%	-	*	-	0%	0%	*	0%	0%	0%	0%
Not Tested	13%	9%	3%	0%	2%	3%	-	*	-	0%	9%	*	2%	5%	3%	0%
Absent	3%	2%	1%	0%	1%	1%	-	*	-	0%	0%	*	1%	1%	1%	0%
Other	10%	7%	2%	0%	1%	2%	-	*	-	0%	9%	*	1%	4%	2%	0%
Accelerated Testers																
SAT/ACT Participant	85%	84%	86%	*	89%	94%	-	-	-	*	-	-	92%	*	78%	-

* Indicates results are masked due to small numbers to protect student confidentiality.
- Indicates there are no students in the group.

Texas Education Agency
2021-22 Attendance, Graduation, and Dropout Rates (TAPR)
MINERAL WELLS ISD (182903) - PALO PINTO COUNTY

	State	Region 11	District	African American	Hispanic	White	American Indian	Asian	Pacific Islander	Two or More Races	Special Ed	Econ Disadv	EB/EL
Attendance Rate													
2020-21	95.0%	95.2%	94.8%	93.3%	95.1%	94.5%		* 98.2%		* 93.9%	93.7%	94.4%	96.8%
2019-20	98.3%	98.3%	97.8%	96.8%	98.1%	97.6%	97.0%	99.4%		* 97.5%	96.7%	97.7%	98.9%
Chronic Absenteeism													
2020-21	15.0%	14.5%	15.9%	31.2%	13.1%	17.3%	0.0%	4.8%		* 15.7%	20.1%	17.5%	5.9%
2019-20	6.7%	5.9%	7.6%	16.3%	5.3%	8.4%	12.5%	0.0%		* 14.3%	14.2%	7.6%	1.3%
Annual Dropout Rate (Gr 7-8)													
2020-21	0.9%	0.8%	0.5%	5.6%	0.9%	0.0%	-	*		- 0.0%	1.7%	0.7%	0.0%
2019-20	0.5%	0.6%	0.0%	0.0%	0.0%	0.0%	-	*		- 0.0%	0.0%	0.0%	0.0%
Annual Dropout Rate (Gr 9-12)													
2020-21	2.4%	2.1%	1.2%	6.3%	1.0%	1.1%	-	*		- 0.0%	1.3%	1.4%	0.0%
2019-20	1.6%	1.4%	0.6%	3.6%	0.6%	0.2%	*	*		* 5.0%	3.5%	0.5%	0.0%
4-Year Longitudinal Rate (Gr 9-12)													
Class of 2021													
Graduated	90.0%	90.2%	95.9%	83.3%	97.1%	95.7%	-	-	-	* 94.1%	95.2%	100.0%	
Received TxCHSE	0.3%	0.3%	0.0%	0.0%	0.0%	0.0%	-	-	-	* 0.0%	0.0%	0.0%	
Continued HS	3.9%	4.1%	2.3%	0.0%	0.0%	4.3%	-	-	-	* 5.9%	2.4%	0.0%	
Dropped Out	5.8%	5.3%	1.7%	16.7%	2.9%	0.0%	-	-	-	* 0.0%	2.4%	0.0%	
Graduates and TxCHSE	90.3%	90.5%	95.9%	83.3%	97.1%	95.7%	-	-	-	* 94.1%	95.2%	100.0%	
Graduates, TxCHSE, and Continuers	94.2%	94.7%	98.3%	83.3%	97.1%	100.0%	-	-	-	* 100.0%	97.6%	100.0%	
Class of 2020													
Graduated	90.3%	90.9%	98.1%	*	98.7%	99.2%	*	*	-	* 91.7%	97.7%		*
Received TxCHSE	0.4%	0.4%	0.0%	*	0.0%	0.0%	*	*	-	* 0.0%	0.0%		*
Continued HS	3.9%	4.2%	0.0%	*	0.0%	0.0%	*	*	-	* 0.0%	0.0%		*
Dropped Out	5.4%	4.5%	1.9%	*	1.3%	0.8%	*	*	-	* 8.3%	2.3%		*
Graduates and TxCHSE	90.7%	91.3%	98.1%	*	98.7%	99.2%	*	*	-	* 91.7%	97.7%		*
Graduates, TxCHSE, and Continuers	94.6%	95.5%	98.1%	*	98.7%	99.2%	*	*	-	* 91.7%	97.7%		*
5-Year Extended Longitudinal Rate (Gr 9-12)													
Class of 2020													
Graduated	92.2%	93.1%	98.1%	*	98.7%	99.2%	*	*	-	* 91.7%	97.7%		*
Received TxCHSE	0.5%	0.6%	0.0%	*	0.0%	0.0%	*	*	-	* 0.0%	0.0%		*
Continued HS	1.1%	1.3%	0.0%	*	0.0%	0.0%	*	*	-	* 0.0%	0.0%		*
Dropped Out	6.2%	5.0%	1.9%	*	1.3%	0.8%	*	*	-	* 8.3%	2.3%		*
Graduates and TxCHSE	92.7%	93.7%	98.1%	*	98.7%	99.2%	*	*	-	* 91.7%	97.7%		*

Texas Education Agency
2021-22 Attendance, Graduation, and Dropout Rates (TAPR)
MINERAL WELLS ISD (182903) - PALO PINTO COUNTY

	State	Region 11	District	African American	Hispanic	White	American Indian	Asian	Pacific Islander	Two or More Races	Special Ed	Econ Disadv	EB/EL
Graduates, TxCHSE, and Continuers	93.8%	95.0%	98.1%	*	98.7%	99.2%	*	*	-	*	91.7%	97.7%	*
Class of 2019													
Graduated	92.0%	92.9%	97.3%	92.9%	98.7%	98.4%	*	-	-	75.0%	100.0%	95.8%	*
Received TxCHSE	0.5%	0.6%	0.0%	0.0%	0.0%	0.0%	*	-	-	0.0%	0.0%	0.0%	*
Continued HS	1.3%	1.6%	0.9%	7.1%	0.0%	0.0%	*	-	-	12.5%	0.0%	1.4%	*
Dropped Out	6.1%	4.9%	1.8%	0.0%	1.3%	1.6%	*	-	-	12.5%	0.0%	2.8%	*
Graduates and TxCHSE	92.6%	93.5%	97.3%	92.9%	98.7%	98.4%	*	-	-	75.0%	100.0%	95.8%	*
Graduates, TxCHSE, and Continuers	93.9%	95.1%	98.2%	100.0%	98.7%	98.4%	*	-	-	87.5%	100.0%	97.2%	*
6-Year Extended Longitudinal Rate (Gr 9-12)													
Class of 2019													
Graduated	92.6%	93.8%	97.8%	92.9%	98.7%	98.4%	*	-	-	87.5%	100.0%	96.5%	*
Received TxCHSE	0.6%	0.7%	0.0%	0.0%	0.0%	0.0%	*	-	-	0.0%	0.0%	0.0%	*
Continued HS	0.6%	0.6%	0.0%	0.0%	0.0%	0.0%	*	-	-	0.0%	0.0%	0.0%	*
Dropped Out	6.2%	4.9%	2.2%	7.1%	1.3%	1.6%	*	-	-	12.5%	0.0%	3.5%	*
Graduates and TxCHSE	93.2%	94.4%	97.8%	92.9%	98.7%	98.4%	*	-	-	87.5%	100.0%	96.5%	*
Graduates, TxCHSE, and Continuers	93.8%	95.1%	97.8%	92.9%	98.7%	98.4%	*	-	-	87.5%	100.0%	96.5%	*
Class of 2018													
Graduated	92.6%	93.6%	98.6%	*	97.7%	100.0%	*	-	-	* 100.0%	97.7%	100.0%	
Received TxCHSE	0.7%	0.7%	0.0%	*	0.0%	0.0%	*	-	-	* 0.0%	0.0%	0.0%	
Continued HS	0.6%	0.8%	0.0%	*	0.0%	0.0%	*	-	-	* 0.0%	0.0%	0.0%	
Dropped Out	6.1%	4.8%	1.4%	*	2.3%	0.0%	*	-	-	* 0.0%	2.3%	0.0%	
Graduates and TxCHSE	93.3%	94.4%	98.6%	*	97.7%	100.0%	*	-	-	* 100.0%	97.7%	100.0%	
Graduates, TxCHSE, and Continuers	93.9%	95.2%	98.6%	*	97.7%	100.0%	*	-	-	* 100.0%	97.7%	100.0%	
4-Year Federal Graduation Rate Without Exclusions (Gr 9-12)													
Class of 2021	90.0%	90.2%	94.8%	83.3%	95.7%	95.7%	*	-	-	* 88.9%	93.7%	100.0%	
Class of 2020	90.3%	90.9%	97.7%	*	98.7%	98.4%	*	*	-	* 88.0%	97.7%		*
RHSP/DAP Graduates (Longitudinal Rate)													
Class of 2021	87.5%	*	-	-	-	-	-	-	-	-	-	-	-
Class of 2020	83.0%	63.6%	-	-	-	-	-	-	-	-	-	-	-
FHSP-E Graduates (Longitudinal Rate)													
Class of 2021	3.8%	2.8%	3.6%	0.0%	4.5%	3.3%	-	-	-	* 12.5%	4.2%	25.0%	
Class of 2020	4.3%	3.7%	0.5%	*	0.0%	0.8%	*	*	-	* 0.0%	0.8%		*
FHSP-DLA Graduates (Longitudinal Rate)													

Texas Education Agency
2021-22 Attendance, Graduation, and Dropout Rates (TAPR)
MINERAL WELLS ISD (182903) - PALO PINTO COUNTY

	State	Region 11	District	African American	Hispanic	White	American Indian	Asian	Pacific Islander	Two or More Races	Special Ed	Econ Disadv	EB/EL
Class of 2021	81.9%	81.9%	82.4%	100.0%	82.1%	81.1%	-	-	-	*	31.3%	78.2%	62.5%
Class of 2020	83.5%	83.4%	79.8%	*	83.1%	76.0%	*	*	-	*	30.0%	72.7%	*
RHSP/DAP/FHSP-E/FHSP-DLA Graduates (Longitudinal Rate)													
Class of 2021	85.7%	84.7%	86.1%	100.0%	86.6%	84.4%	-	-	-	*	43.8%	82.4%	87.5%
Class of 2020	87.8%	87.1%	80.3%	*	83.1%	76.9%	*	*	-	*	30.0%	73.4%	*
RHSP/DAP Graduates (Annual Rate)													
2020-21	43.8%	14.5%	-	-	-	-	-	-	-	-	-	-	-
2019-20	38.6%	12.1%	-	-	-	-	-	-	-	-	-	-	-
FHSP-E Graduates (Annual Rate)													
2020-21	3.8%	2.7%	4.1%	0.0%	4.3%	4.3%	-	-	-	*	11.8%	4.8%	25.0%
2019-20	4.4%	3.8%	0.5%	0.0%	0.0%	0.8%	*	*	-	*	0.0%	0.8%	*
FHSP-DLA Graduates (Annual Rate)													
2020-21	80.4%	80.4%	81.8%	100.0%	81.2%	80.4%	-	-	-	*	29.4%	79.4%	62.5%
2019-20	81.8%	81.3%	77.6%	66.7%	82.7%	74.4%	*	*	-	*	21.1%	71.8%	*
RHSP/DAP/FHSP-E/FHSP-DLA Graduates (Annual Rate)													
2020-21	84.1%	83.0%	85.9%	100.0%	85.5%	84.8%	-	-	-	*	41.2%	84.1%	87.5%
2019-20	85.8%	84.9%	78.1%	66.7%	82.7%	75.2%	*	*	-	*	21.1%	72.6%	*

Texas Education Agency
2021-22 Graduation Profile (TAPR)
MINERAL WELLS ISD (182903) - PALO PINTO COUNTY

	District Count	District Percent	State Count	State Percent
Graduates (2020-21 Annual Graduates)				
Total Graduates	170	100.0%	358,842	100.0%
By Ethnicity:				
African American	5	2.9%	44,018	12.3%
Hispanic	69	40.6%	183,306	51.1%
White	92	54.1%	103,898	29.0%
American Indian	0	0.0%	1,195	0.3%
Asian	0	0.0%	18,030	5.0%
Pacific Islander	0	0.0%	553	0.2%
Two or More Races	4	2.4%	7,842	2.2%
By Graduation Type:				
Minimum H.S. Program	0	0.0%	934	0.3%
Recommended H.S. Program/Distinguished Achievement Program	0	0.0%	729	0.2%
Foundation H.S. Program (No Endorsement)	24	14.1%	56,281	15.7%
Foundation H.S. Program (Endorsement)	7	4.1%	13,582	3.8%
Foundation H.S. Program (DLA)	139	81.8%	287,316	80.1%
Special Education Graduates	17	10.0%	31,028	8.6%
Economically Disadvantaged Graduates	126	74.1%	184,225	51.3%
Emergent Bilingual (EB)/English Learner (EL) Graduates	8	4.7%	32,809	9.1%
At-Risk Graduates	112	65.9%	155,884	43.4%
CTE Completers	56	32.9%	99,076	27.6%

Texas Education Agency
2021-22 College, Career, and Military Readiness (CCMR) (TAPR)
MINERAL WELLS ISD (182903) - PALO PINTO COUNTY

Academic Year	State	Region 11	District	African American	Hispanic	White	American Indian	Asian	Pacific Islander	Two or More Races	Special Ed	Econ Disadv	EB/EL
College, Career, and Military Ready Graduates (Student Achievement)													
College, Career, or Military Ready (Annual Graduates)													
2020-21	65.2%	61.8%	62.9%	60.0%	68.1%	60.9%	-	-	-	*	58.8%	57.1%	62.5%
2019-20	63.0%	59.8%	52.4%	16.7%	53.3%	52.0%	*	*	-	*	47.4%	40.3%	*
College Ready Graduates													
College Ready (Annual Graduates)													
2020-21	52.7%	48.8%	32.4%	20.0%	33.3%	32.6%	-	-	-	*	0.0%	27.0%	0.0%
2019-20	53.4%	50.1%	30.5%	0.0%	41.3%	24.0%	*	*	-	*	5.3%	22.6%	*
TSI Criteria Graduates in English Language Arts (Annual Graduates)													
2020-21	56.1%	56.6%	42.9%	0.0%	46.4%	41.3%	-	-	-	*	5.9%	38.1%	25.0%
2019-20	59.7%	60.0%	37.6%	0.0%	42.7%	35.2%	*	*	-	*	5.3%	24.2%	*
TSI Criteria Graduates in Mathematics (Annual Graduates)													
2020-21	45.7%	43.5%	28.8%	20.0%	26.1%	31.5%	-	-	-	*	0.0%	22.2%	0.0%
2019-20	47.9%	45.8%	20.5%	0.0%	26.7%	17.6%	*	*	-	*	5.3%	9.7%	*
TSI Criteria Graduates in Both Subjects (Annual Graduates)													
2020-21	40.4%	38.8%	26.5%	0.0%	26.1%	28.3%	-	-	-	*	0.0%	20.6%	0.0%
2019-20	43.2%	41.8%	18.6%	0.0%	22.7%	16.8%	*	*	-	*	5.3%	8.9%	*
AP / IB Met Criteria in Any Subject (Annual Graduates)													
2020-21	21.3%	22.1%	1.2%	0.0%	1.4%	1.1%	-	-	-	*	0.0%	0.8%	0.0%
2019-20	21.1%	21.5%	2.4%	0.0%	5.3%	0.0%	*	*	-	*	0.0%	4.0%	*
Associate Degree (Annual Graduates)													
2020-21	2.6%	1.4%	0.6%	0.0%	0.0%	1.1%	-	-	-	*	0.0%	0.8%	0.0%
2019-20	2.1%	1.1%	0.0%	0.0%	0.0%	0.0%	*	*	-	*	0.0%	0.0%	*
Dual Course Credits in Any Subject (Annual Graduates)													
2020-21	25.9%	20.3%	9.4%	0.0%	8.7%	10.9%	-	-	-	*	0.0%	7.1%	0.0%
2019-20	24.6%	19.9%	17.6%	0.0%	18.7%	16.8%	*	*	-	*	5.3%	10.5%	*
Onramps Course Credits (Annual Graduates)													
2020-21	4.4%	5.5%	8.8%	20.0%	5.8%	9.8%	-	-	-	*	0.0%	6.3%	0.0%
2019-20	4.0%	5.1%	19.0%	0.0%	30.7%	12.0%	*	*	-	*	0.0%	16.1%	*
Career / Military Ready Graduates													
Career or Military Ready (Annual Graduates)													
2020-21	24.2%	23.3%	52.4%	40.0%	62.3%	47.8%	-	-	-	*	58.8%	47.6%	62.5%
2019-20	18.7%	17.2%	35.2%	16.7%	30.7%	38.4%	*	*	-	*	47.4%	28.2%	*
Approved Industry-Based Certification (Annual Graduates)													

Texas Education Agency
2021-22 College, Career, and Military Readiness (CCMR) (TAPR)
MINERAL WELLS ISD (182903) - PALO PINTO COUNTY

Academic Year	State	Region 11	District	African American	Hispanic	White	American Indian	Asian	Pacific Islander	Two or More Races	Special Ed	Econ Disadv	EB/EL
2020-21	18.4%	18.2%	48.8%	0.0%	58.0%	46.7%	-	-	-	*	35.3%	44.4%	50.0%
2019-20	13.2%	12.5%	32.9%	16.7%	29.3%	35.2%	*	*	-	*	36.8%	25.8%	*
Graduates with Level I or Level II Certificate (Annual Graduates)													
2020-21	0.7%	0.2%	0.0%	0.0%	0.0%	0.0%	-	-	-	*	0.0%	0.0%	0.0%
2019-20	0.7%	0.1%	4.3%	16.7%	4.0%	4.0%	*	*	-	*	0.0%	4.0%	*
Graduate with Completed IEP and Workforce Readiness (Annual Graduates)													
2020-21	2.4%	2.7%	1.2%	0.0%	1.4%	1.1%	-	-	-	*	0.0%	0.0%	0.0%
2019-20	2.4%	2.5%	0.5%	0.0%	0.0%	0.8%	*	*	-	*	5.3%	0.0%	*
Graduates Under an Advanced Diploma Plan and Identified as a Current Special Education Student (Annual Graduates)													
2020-21	4.4%	3.5%	4.1%	40.0%	4.3%	2.2%	-	-	-	*	41.2%	4.8%	25.0%
2019-20	3.7%	3.0%	1.9%	0.0%	2.7%	1.6%	*	*	-	*	21.1%	1.6%	*

Texas Education Agency
2021-22 CCMR-Related Indicators (TAPR)
MINERAL WELLS ISD (182903) - PALO PINTO COUNTY

	Academic Year	State	Region 11	District	African American	Hispanic	White	American Indian	Asian	Pacific Islander	Two or More Races	Special Ed	Econ Disadv	EB/EL
TSIA Results (Graduates >= Criterion) (Annual Graduates)														
Reading	2020-21	25.9%	24.5%	32.9%	0.0%	37.7%	30.4%	-	-	-	*	5.9%	27.8%	25.0%
	2019-20	30.1%	30.0%	32.4%	0.0%	38.7%	28.8%	*	*	-	*	5.3%	21.0%	*
Mathematics	2020-21	19.4%	15.9%	16.5%	20.0%	11.6%	19.6%	-	-	-	*	0.0%	11.9%	0.0%
	2019-20	21.2%	17.3%	17.1%	0.0%	22.7%	14.4%	*	*	-	*	5.3%	7.3%	*
Both Subjects	2020-21	14.4%	12.0%	12.9%	0.0%	8.7%	16.3%	-	-	-	*	0.0%	9.5%	0.0%
	2019-20	16.4%	13.6%	13.8%	0.0%	17.3%	12.0%	*	*	-	*	5.3%	5.6%	*
Completed and Received Credit for College Prep Courses (Annual Graduates)														
English Language Arts	2020-21	8.6%	7.3%	3.5%	0.0%	2.9%	4.3%	-	-	-	*	0.0%	4.0%	0.0%
	2019-20	7.3%	4.6%	1.0%	0.0%	0.0%	1.6%	*	*	-	*	0.0%	0.8%	*
Mathematics	2020-21	10.3%	7.9%	10.6%	0.0%	11.6%	10.9%	-	-	-	*	0.0%	8.7%	0.0%
	2019-20	9.7%	7.5%	0.5%	0.0%	0.0%	0.8%	*	*	-	*	0.0%	0.0%	*
Both Subjects	2020-21	4.9%	2.6%	3.5%	0.0%	2.9%	4.3%	-	-	-	*	0.0%	4.0%	0.0%
	2019-20	4.2%	2.1%	0.5%	0.0%	0.0%	0.8%	*	*	-	*	0.0%	0.0%	*
AP/IB Results (Participation) (Grades 11-12)														
All Subjects	2021	21.1%	20.9%	3.6%	0.0%	2.6%	4.2%	-	*	-	8.3%	0.0%	2.3%	0.0%
	2020	22.0%	22.9%	1.6%	0.0%	2.1%	1.0%	*	*	-	8.3%	0.0%	1.3%	0.0%
English Language Arts	2021	12.1%	11.3%	1.9%	0.0%	2.0%	1.6%	-	*	-	8.3%	0.0%	1.9%	0.0%
	2020	12.7%	13.0%	0.5%	0.0%	0.0%	0.5%	*	*	-	0.0%	0.0%	0.0%	0.0%
Mathematics	2021	6.1%	6.1%	0.5%	0.0%	0.0%	1.1%	-	*	-	0.0%	0.0%	0.0%	0.0%
	2020	6.4%	6.7%	0.3%	0.0%	0.0%	0.0%	*	*	-	0.0%	0.0%	0.0%	0.0%
Science	2021	8.7%	9.2%	0.5%	0.0%	0.0%	1.1%	-	*	-	0.0%	0.0%	0.0%	0.0%
	2020	9.4%	10.7%	0.0%	0.0%	0.0%	0.0%	*	*	-	0.0%	0.0%	0.0%	0.0%
Social Studies	2021	11.6%	12.1%	0.8%	0.0%	0.7%	1.1%	-	*	-	0.0%	0.0%	0.4%	0.0%
	2020	12.4%	13.5%	0.5%	0.0%	0.7%	0.5%	*	*	-	0.0%	0.0%	0.4%	0.0%
AP/IB Results (Examinees >= Criterion) (Grades 11-12)														
All Subjects	2021	48.6%	52.5%	30.8%	-	* 12.5%	-	-	-	*	-	50.0%	-	-
	2020	59.0%	62.1%	16.7%	-	* *	-	*	-	-	-	*	-	-
English Language Arts	2021	42.7%	51.3%	0.0%	-	* *	-	-	-	*	-	0.0%	-	-
	2020	50.1%	55.9%	*	-	- *	-	*	-	-	-	-	-	-
Mathematics	2021	49.4%	53.4%	*	-	- *	-	-	-	-	-	-	-	-
	2020	56.5%	56.6%	*	-	-	-	*	-	-	-	-	-	-
Science	2021	41.4%	42.4%	*	-	- *	-	-	-	-	-	-	-	-
	2020	47.6%	48.1%	-	-	-	-	-	-	-	-	-	-	-

Texas Education Agency
2021-22 CCMR-Related Indicators (TAPR)
MINERAL WELLS ISD (182903) - PALO PINTO COUNTY

	Academic Year	State	Region 11	District	African American	Hispanic	White	American Indian	Asian	Pacific Islander	Two or More Races	Special Ed	Econ Disadv	EB/EL
Social Studies	2021	42.2%	46.7%	*	-	*	*	-	-	-	-	-	*	-
	2020	52.3%	58.2%	*	-	*	*	-	-	-	-	-	*	-
SAT/ACT Results (Annual Graduates)														
Tested	2020-21	70.8%	71.9%	28.2%	20.0%	21.7%	32.6%	-	-	-	*	0.0%	22.7%	12.5%
	2019-20	76.7%	74.6%	31.0%	0.0%	40.0%	25.6%	*	*	-	*	10.5%	21.3%	*
At/Above Criterion for All Examinees	2020-21	32.9%	37.2%	27.1%	*	40.0%	20.0%	-	-	-	*	-	27.6%	*
	2019-20	35.7%	41.5%	30.8%	-	26.7%	34.4%	*	*	-	*	*	37.0%	-
Average SAT Score (Annual Graduates)														
All Subjects	2020-21	1002	1014	999	*	971	1010	-	-	-	*	-	978	*
	2019-20	1019	1037	1000	-	985	1006	1040	1350	-	880	770	998	-
English Language Arts and Writing	2020-21	504	511	508	*	486	518	-	-	-	*	-	502	*
	2019-20	513	523	509	-	504	505	570	670	-	530	380	514	-
Mathematics	2020-21	498	503	491	*	485	493	-	-	-	*	-	476	*
	2019-20	506	514	491	-	481	500	470	680	-	350	390	484	-
Average ACT Score (Annual Graduates)														
All Subjects	2020-21	20.0	21.3	19.1	-	*	19.3	-	-	-	-	-	19.6	-
	2019-20	20.2	20.2	19.6	-	20.0	19.1	21.0	-	-	-	-	19.8	-
English Language Arts	2020-21	19.6	21.1	18.3	-	*	18.3	-	-	-	-	-	19.1	-
	2019-20	19.9	19.9	20.1	-	21.3	18.5	25.0	-	-	-	-	21.5	-
Mathematics	2020-21	19.9	20.9	19.5	-	*	19.3	-	-	-	-	-	19.2	-
	2019-20	20.1	20.1	18.4	-	18.2	19.0	16.0	-	-	-	-	17.4	-
Science	2020-21	20.3	21.5	19.8	-	*	21.0	-	-	-	-	-	20.8	-
	2019-20	20.5	20.5	19.2	-	19.0	19.6	18.0	-	-	-	-	18.8	-

Texas Education Agency
2021-22 Other Postsecondary Indicators (TAPR)
MINERAL WELLS ISD (182903) - PALO PINTO COUNTY

	Academic Year	State	Region 11	District	African American	Hispanic	White	American Indian	Asian	Pacific Islander	Two or More Races	Special Ed	Econ Disadv	EB/EL
Advanced/Dual-Credit Course Completion (Grades 9-12)														
Any Subject	2020-21	42.5%	40.9%	23.5%	11.1%	21.3%	26.6%	*	*	-	16.0%	18.5%	19.9%	9.8%
	2019-20	46.3%	43.8%	23.7%	4.5%	23.0%	24.8%	*	*	*	23.5%	13.5%	19.1%	9.4%
English Language Arts	2020-21	16.3%	14.7%	6.3%	5.6%	3.8%	8.4%	*	*	-	8.7%	0.0%	3.2%	0.0%
	2019-20	18.2%	16.1%	7.2%	4.8%	5.7%	7.9%	*	*	*	13.3%	1.4%	5.5%	3.1%
Mathematics	2020-21	19.3%	18.0%	6.8%	11.1%	4.9%	8.3%	*	*	-	8.0%	0.0%	4.5%	0.0%
	2019-20	20.7%	18.4%	10.4%	4.8%	9.4%	11.3%	*	*	*	6.3%	3.3%	7.2%	0.0%
Science	2020-21	20.6%	20.6%	16.6%	0.0%	14.4%	19.9%	-	*	-	8.7%	15.3%	13.5%	10.4%
	2019-20	22.4%	22.4%	11.1%	0.0%	9.7%	12.3%	*	*	*	13.3%	9.4%	8.8%	0.0%
Social Studies	2020-21	22.8%	23.6%	9.4%	5.6%	7.9%	10.9%	*	*	-	8.0%	0.0%	6.3%	2.0%
	2019-20	24.6%	25.7%	10.2%	4.8%	9.6%	10.5%	*	*	*	11.8%	2.7%	7.9%	0.0%
CTE Coherent Sequence (Annual Graduates)														
	2020-21	0.0%	0.0%	0.0%	0.0%	0.0%	0.0%	-	-	-	*	0.0%	0.0%	0.0%
	2019-20	58.5%	49.5%	67.6%	50.0%	73.3%	64.0%	*	*	-	*	63.2%	65.3%	*
Graduates Enrolled in Texas Institution of Higher Education (TX IHE)														
	2019-20	46.1%	41.8%	35.7%	0.0%	38.7%	34.4%	*	*	-	*	21.1%	22.0%	*
	2018-19	52.6%	50.0%	38.5%	36.4%	40.5%	38.1%	*	*	-	50.0%	5.9%	29.4%	*
Graduates in TX IHE Completing One Year Without Enrollment in a Developmental Education Course (Data will be available in January 2023)														
	2019-20	n/a	n/a	n/a	n/a	n/a	n/a	n/a	n/a	n/a	n/a	n/a	n/a	n/a

Texas Education Agency
2021-22 Student Information (TAPR)
MINERAL WELLS ISD (182903) - PALO PINTO COUNTY

Student Information	Membership				Enrollment			
	District		State		District		State	
	Count	Percent	Count	Percent	Count	Percent	Count	Percent
Total Students	3,228	100.0%	5,402,928	100.0%	3,235	100.0%	5,427,370	100.0%
Students by Grade:								
Early Childhood Education	9	0.3%	14,290	0.3%	16	0.5%	21,375	0.4%
Pre-Kindergarten	197	6.1%	222,767	4.1%	197	6.1%	223,733	4.1%
Pre-Kindergarten: 3-year Old	0	0.0%	33,969	0.6%	0	0.0%	34,259	0.6%
Pre-Kindergarten: 4-year Old	197	6.1%	188,798	3.5%	197	6.1%	189,474	3.5%
Kindergarten	211	6.5%	370,054	6.8%	211	6.5%	371,502	6.8%
Grade 1	257	8.0%	384,494	7.1%	257	7.9%	386,232	7.1%
Grade 2	231	7.2%	382,008	7.1%	231	7.1%	383,838	7.1%
Grade 3	241	7.5%	383,078	7.1%	241	7.4%	384,872	7.1%
Grade 4	239	7.4%	383,959	7.1%	239	7.4%	386,011	7.1%
Grade 5	221	6.8%	387,945	7.2%	221	6.8%	389,971	7.2%
Grade 6	221	6.8%	398,640	7.4%	221	6.8%	400,447	7.4%
Grade 7	249	7.7%	418,486	7.7%	249	7.7%	418,788	7.7%
Grade 8	249	7.7%	424,287	7.9%	249	7.7%	424,544	7.8%
Grade 9	298	9.2%	475,437	8.8%	298	9.2%	475,746	8.8%
Grade 10	230	7.1%	408,393	7.6%	230	7.1%	408,700	7.5%
Grade 11	197	6.1%	389,034	7.2%	197	6.1%	389,454	7.2%
Grade 12	178	5.5%	360,056	6.7%	178	5.5%	362,157	6.7%
Ethnic Distribution:								
African American	100	3.1%	690,999	12.8%	100	3.1%	694,302	12.8%
Hispanic	1,348	41.8%	2,850,147	52.8%	1,350	41.7%	2,860,754	52.7%
White	1,641	50.8%	1,420,166	26.3%	1,646	50.9%	1,427,241	26.3%
American Indian	9	0.3%	17,944	0.3%	9	0.3%	18,028	0.3%
Asian	28	0.9%	259,342	4.8%	28	0.9%	261,788	4.8%
Pacific Islander	1	0.0%	8,443	0.2%	1	0.0%	8,477	0.2%
Two or More Races	101	3.1%	155,887	2.9%	101	3.1%	156,780	2.9%
Sex:								
Female	1,513	46.9%	2,640,313	48.9%	1,514	46.8%	2,650,563	48.8%
Male	1,715	53.1%	2,762,615	51.1%	1,721	53.2%	2,776,807	51.2%
Economically Disadvantaged	2,414	74.8%	3,278,452	60.7%	2,419	74.8%	3,289,420	60.6%
Non-Educationally Disadvantaged	814	25.2%	2,124,476	39.3%	816	25.2%	2,137,950	39.4%
Section 504 Students	339	10.5%	400,729	7.4%	339	10.5%	401,648	7.4%
EB Students/EL	475	14.7%	1,171,661	21.7%	475	14.7%	1,175,333	21.7%

Texas Education Agency
2021-22 Student Information (TAPR)
MINERAL WELLS ISD (182903) - PALO PINTO COUNTY

Student Information	Membership				Enrollment			
	District		State		District		State	
	Count	Percent	Count	Percent	Count	Percent	Count	Percent
Students w/ Disciplinary Placements (2020-21)	93	2.7%	34,054	0.6%				
Students w/ Dyslexia	227	7.0%	270,260	5.0%	227	7.0%	270,966	5.0%
Foster Care	14	0.4%	15,338	0.3%	14	0.4%	15,409	0.3%
Homeless	41	1.3%	61,433	1.1%	41	1.3%	61,687	1.1%
Immigrant	15	0.5%	108,510	2.0%	15	0.5%	108,787	2.0%
Migrant	7	0.2%	14,366	0.3%	7	0.2%	14,426	0.3%
Title I	1,827	56.6%	3,473,996	64.3%	1,834	56.7%	3,487,333	64.3%
Military Connected	103	3.2%	176,253	3.3%	103	3.2%	176,554	3.3%
At-Risk	1,948	60.3%	2,892,191	53.5%	1,948	60.2%	2,901,015	53.5%
Students by Instructional Program:								
Bilingual/ESL Education	445	13.8%	1,182,035	21.9%	445	13.8%	1,185,511	21.8%
Gifted and Talented Education	116	3.6%	434,269	8.0%	116	3.6%	435,356	8.0%
Special Education	396	12.3%	624,256	11.6%	402	12.4%	635,097	11.7%
Students with Disabilities by Type of Primary Disability:								
Total Students with Disabilities	396		624,256					
By Type of Primary Disability								
Students with Intellectual Disabilities	155	39.1%	268,673	43.0%				
Students with Physical Disabilities	87	22.0%	129,679	20.8%				
Students with Autism	42	10.6%	91,742	14.7%				
Students with Behavioral Disabilities	91	23.0%	125,096	20.0%				
Students with Non-Categorical Early Childhood	21	5.3%	9,066	1.5%				
Mobility (2020-21):								
Total Mobile Students	488	16.4%	705,063	13.6%				
By Ethnicity:								
African American	34	1.1%	131,970	2.5%				
Hispanic	132	4.4%	342,504	6.6%				
White	298	10.0%	184,235	3.5%				
American Indian	1	0.0%	2,852	0.1%				
Asian	2	0.1%	16,716	0.3%				
Pacific Islander	0	0.0%	1,690	0.0%				
Two or More Races	21	0.7%	25,096	0.5%				
Count and Percent of Special Ed Students who are Mobile	76	20.1%	102,025	15.7%				
Count and Percent of EB Students/EL who are Mobile	18	5.1%	124,246	12.1%				
Count and Percent of Econ Dis Students who are Mobile	424	17.5%	467,226	15.0%				
Student Attrition (2020-21):								
Total Student Attrition	342	13.9%	772,746	18.9%				

Texas Education Agency
2021-22 Student Information (TAPR)
MINERAL WELLS ISD (182903) - PALO PINTO COUNTY

Student Information	-Non-Special Education Rates-		-Special Education Rates-	
	District	State	District	State
Retention Rates by Grade:				
Kindergarten	3.4%	1.9%	7.9%	5.2%
Grade 1	6.1%	2.9%	5.4%	4.2%
Grade 2	2.0%	1.7%	2.3%	2.2%
Grade 3	1.0%	1.0%	2.3%	1.0%
Grade 4	0.6%	0.7%	0.0%	0.7%
Grade 5	1.7%	0.5%	0.0%	0.7%
Grade 6	0.0%	0.6%	2.6%	0.6%
Grade 7	0.5%	0.7%	4.0%	0.7%
Grade 8	0.8%	0.6%	0.0%	0.8%
Grade 9	6.8%	10.5%	0.0%	14.1%

	---- District ----		---- State ----	
	Count	Percent	Count	Percent
Data Quality:				
Underreported Students	1	0.1%	8,781	0.3%

Class Size Averages by Grade and Subject
(Derived from teacher responsibility records):

Class Size Information	District	State
Elementary:		
Kindergarten	17.6	18.7
Grade 1	19.2	18.7
Grade 2	17.4	18.6
Grade 3	16.8	18.7
Grade 4	16.9	18.8
Grade 5	19.6	20.2
Grade 6	18.9	19.2
Secondary:		
English/Language Arts	17.0	16.3
Foreign Languages	20.6	18.4
Mathematics	19.6	17.5
Science	18.1	18.5
Social Studies	20.0	19.1

Texas Education Agency
2021-22 Staff Information (TAPR)
MINERAL WELLS ISD (182903) - PALO PINTO COUNTY

Staff Information	District		State	
	Count	Percent	Count	Percent
Total Staff	486.3	100.0%	749,473.4	100.0%
Professional Staff:	298.8	61.4%	480,632.3	64.1%
Teachers	245.0	50.4%	369,695.8	49.3%
Professional Support	33.7	6.9%	80,190.4	10.7%
Campus Administration (School Leadership)	15.5	3.2%	22,091.4	2.9%
Central Administration	4.6	1.0%	8,654.8	1.2%
Educational Aides:	79.4	16.3%	82,972.4	11.1%
Auxiliary Staff:	108.1	22.2%	185,868.6	24.8%
Librarians and Counselors (Headcount):				
Full-time Librarians	5.0	n/a	4,194.0	n/a
Part-time Librarians	0.0	n/a	607.0	n/a
Full-time Counselors	5.0	n/a	13,550.0	n/a
Part-time Counselors	1.0	n/a	1,176.0	n/a
Total Minority Staff:	82.8	17.0%	390,611.0	52.1%
Teachers by Ethnicity:				
African American	6.8	2.8%	41,286.1	11.2%
Hispanic	16.5	6.7%	106,866.5	28.9%
White	217.8	88.9%	208,485.4	56.4%
American Indian	1.0	0.4%	1,235.6	0.3%
Asian	0.0	0.0%	6,956.0	1.9%
Pacific Islander	1.0	0.4%	553.2	0.1%
Two or More Races	1.9	0.8%	4,312.0	1.2%
Teachers by Sex:				
Males	58.5	23.9%	89,015.4	24.1%
Females	186.5	76.1%	280,680.4	75.9%
Teachers by Highest Degree Held:				
No Degree	4.9	2.0%	5,187.9	1.4%
Bachelors	196.6	80.3%	268,560.2	72.6%
Masters	42.5	17.3%	93,139.5	25.2%
Doctorate	1.0	0.4%	2,808.1	0.8%
Teachers by Years of Experience:				
Beginning Teachers	15.6	6.4%	29,215.8	7.9%
1-5 Years Experience	77.9	31.8%	98,764.8	26.7%
6-10 Years Experience	42.4	17.3%	76,197.2	20.6%

Texas Education Agency
2021-22 Staff Information (TAPR)
MINERAL WELLS ISD (182903) - PALO PINTO COUNTY

Staff Information	----- District -----		----- State -----	
	Count	Percent	Count	Percent
11-20 Years Experience	57.6	23.5%	105,811.4	28.6%
21-30 Years Experience	42.7	17.4%	48,804.6	13.2%
Over 30 Years Experience	8.7	3.6%	10,902.0	2.9%
Number of Students per Teacher	13.2	n/a	14.6	n/a

Staff Information	District	State
Experience of Campus Leadership:		
Average Years Experience of Principals	7.8	6.3
Average Years Experience of Principals with District	4.8	5.4
Average Years Experience of Assistant Principals	5.6	5.5
Average Years Experience of Assistant Principals with District	5.3	4.8
Average Years Experience of Teachers:		
Average Years Experience of Teachers:	12.0	11.1
Average Years Experience of Teachers with District:	6.5	7.2
Average Teacher Salary by Years of Experience (regular duties only):		
Beginning Teachers	\$52,032	\$51,054
1-5 Years Experience	\$50,547	\$54,577
6-10 Years Experience	\$57,667	\$57,746
11-20 Years Experience	\$66,892	\$61,377
21-30 Years Experience	\$72,511	\$65,949
Over 30 Years Experience	\$76,476	\$71,111
Average Actual Salaries (regular duties only):		
Teachers	\$60,468	\$58,887
Professional Support	\$69,000	\$69,505
Campus Administration (School Leadership)	\$77,214	\$84,990
Central Administration	\$121,170	\$112,797
Instructional Staff Percent:	71.0%	64.9%
Turnover Rate for Teachers:	16.6%	17.7%
Staff Exclusions:		
Shared Services Arrangement Staff:		
Professional Staff	17.8	1,247.4
Educational Aides	0.0	191.7
Auxiliary Staff	0.0	381.6
Contracted Instructional Staff:	0.0	2,113.6

Texas Education Agency
2021-22 Staff Information (TAPR)
MINERAL WELLS ISD (182903) - PALO PINTO COUNTY

Program Information	----- District -----		----- State -----	
	Count	Percent	Count	Percent
Teachers by Program (population served):				
Bilingual/ESL Education	24.8	10.1%	22,926.8	6.2%
Career and Technical Education	14.5	5.9%	19,365.5	5.2%
Compensatory Education	15.1	6.1%	11,037.2	3.0%
Gifted and Talented Education	17.2	7.0%	6,465.0	1.7%
Regular Education	145.1	59.2%	261,685.1	70.8%
Special Education	28.2	11.5%	35,441.0	9.6%
Other	0.2	0.1%	12,775.1	3.5%

- Indicates there are no students in the group.
- * Indicates results are masked due to small numbers to protect student confidentiality.
- ** When only one student disability or assessment group is masked, then the second smallest student disability or assessment group is masked regardless of size.
- n/a Indicates data reporting is not applicable for this group.
- ? Indicates that the data for this item were statistically improbable or were reported outside a reasonable range.

Link to: [PEIMS Financial Standard Reports 2020-21 Financial Actual Report](#)
 (To open link in a new window, press the "Ctrl" key and click on the link.)

***Texas High School Graduates From FY 2021
Enrolled in Texas Public Higher Education Fall 2021***

County=PALO PINTO CO

District	Code	Institution	Students
MINERAL WELLS ISD	182903	WEATHERFORD COLLEGE (003664)	26
		TARLETON STATE UNIVERSITY (003631)	6
		Other Public 4-yr Institution (5)	7
		Other Public 2-yr Institution (3)	4
		Not trackable	8
		Not found	119
		<i>Total high school graduates</i>	<i>170</i>
SANTO ISD	182904	WEATHERFORD COLLEGE (003664)	10
		Other Public 4-yr Institution (4)	9
		Not trackable	1
		Not found	18
		<i>Total high school graduates</i>	<i>38</i>

TEXAS EDUCATION AGENCY

District Level Annual Discipline Summary

PEIMS Discipline Data for 2021-2022

DISTRICT NAME AND NUMBER	CHARTER STATUS	SECTION	HEADING	HEADING NAME	YR22
MINERAL WELLS ISD 182903	TRADITIONAL ISD/CSD	A-PARTICIPATION	A01	DISTRICT CUMULATIVE YEAR END ENROLLMENT	3,525
			A02	DISTRICT DISCIPLINE POPULATION	493
			A03	DISTRICT DISCIPLINE RECORD COUNT	1,321
		B-DISCIPLINE DATA TRENDS	B04	COUNT OF STUDENTS EXPELLED	N/A
			B05	MANDATORY EXPULSIONS	N/A
			B07	COUNT OF STUDENTS REMOVED TO A DAEP	148
			B08	MANDATORY DAEP REMOVALS	43
			B09	DISCRETIONARY DAEP REMOVALS	130
			B10	COUNT OF STUDENTS SUSPENDED IN SCHOOL	395
			B13	STUDENTS SUSPENDED OUT OF SCHOOL	139
		D-EXPULSION ACTIONS	C11	HISPANIC/LATINO	N/A
			C14	WHITE	N/A
		E-DAEP PLACEMENTS	C17	BLACK OR AFRICAN AMERICAN	N/A
			C18	HISPANIC/LATINO	53
			C20	TWO OR MORE RACES	N/A
			C21	WHITE	110
		F-OUT OF SCHOOL SUSPENSIONS	C24	BLACK OR AFRICAN AMERICAN	N/A
			C25	HISPANIC/LATINO	78
			C27	TWO OR MORE RACES	N/A
			C28	WHITE	194
		G-IN SCHOOL SUSPENSIONS	C30	ASIAN	N/A
			C31	BLACK OR AFRICAN AMERICAN	59
			C32	HISPANIC/LATINO	290
			C34	TWO OR MORE RACES	N/A
			C35	WHITE	465
		I-SPEC. ED. EXPULSIONS	D04	SPEC. ED. STUDENTS EXPELLED	N/A
			D05	SPEC. ED. EXPULSIONS	N/A

DISTRICT NAME AND NUMBER	CHARTER STATUS	SECTION	HEADING	HEADING NAME	YR22
			D06	NON SPEC. ED. EXPULSIONS	N/A
		J-SPEC. ED. DAEP PLACEMENTS	D07	SPEC. ED. STUDENTS IN DAEP PLACEMENT	26
			D08	SPEC. ED. DAEP PLACEMENTS	31
			D09	NON SPEC. ED. DAEP PLACEMENTS	142
		K-SPEC. ED. OUT OF SCHOOL SUS.	D10	SPEC. ED. STUDENTS OUT OF SCHOOL SUS.	32
			D11	SPEC. ED. OUT OF SCHOOL SUSPEN	80
			D12	NON SPEC. ED. OUT OF SCHOOL SUSPEN	210
		L-SPEC. ED. IN SCHOOL SUS.	D13	SPEC. ED. STUDENTS IN SCHOOL SUSPEN	45
			D14	SPEC. ED. IN SCHOOL SUSPEN	102
			D15	NON SPEC. ED. IN SCHOOL SUSPEN	751
		N-ECO. DISADV. EXPULSIONS	E05	ECO. DISAD. STUDENTS EXPELLED	N/A
			E06	ECO. DISAD. EXPULSIONS	N/A
			E07	NON ECO. DISAD. EXPULSIONS	N/A
		O-ECO. DISADV. DAEP PLACEMENTS	E09	ECO. DISAD. STUDENTS PLACED IN DAEP	124
			E10	ECO. DISAD. DAEP PLACEMENTS	145
			E11	NON ECO. DISAD. DAEP PLACEMENTS	28
		P-ECO. DISADV. OUT OF SCHOOL SUS.	E13	ECO. DISAD. STUDENTS OUT OF SCHOOL SUS	113
			E14	ECO. DISAD. OUT OF SCHOOL SUSPEN	243
			E15	NON ECO. DISAD. OUT OF SCHOOL SUSPEN	47
		Q-ECO. DISADV. IN SCHOOL SUS.	E17	ECO DISAD. STUDENTS SUSPEN IN SCHOOL	324
			E18	ECO DISAD. IN SCHOOL SUSPENSIONS	724
			E19	NON ECO DISAD. IN SCHOOL SUSPENSIONS	129
		S-AT RISK EXPULSIONS	F05	AT RISK STUDENTS EXPELLED	N/A
			F06	AT RISK EXPULSIONS	N/A
		T-AT RISK DAEP PLACEMENTS	F09	AT RISK STUDENTS PLACED IN DAEP	115
			F10	AT RISK DAEP PLACEMENTS	136
			F11	NON AT RISK DAEP PLACEMENTS	28
			F12	UNKNOWN AT RISK STATUS DAEP PLACEMENTS	N/A
		U-AT RISK OUT OF SCHOOL SUS.	F13	AT RISK STUDENTS OUT OF SCHOOL SUS	108
			F14	AT RISK OUT OF SCHOOL SUSPEN	222
			F15	NON AT RISK OUT OF SCHOOL SUSPEN	51
			F16	UNKNOWN AT RISK STATUS OUT OF SCH SUS	17

DISTRICT NAME AND NUMBER	CHARTER STATUS	SECTION	HEADING	HEADING NAME	YR22
		V-AT RISK IN SCHOOL SUS.	F17	AT RISK STUDENTS SUSPEN IN SCHOOL	298
			F18	AT RISK IN SCHOOL SUSPENSIONS	651
			F19	NON AT RISK IN SCHOOL SUSPENSIONS	190
			F20	UNKNOWN AT RISK STATUS IN SCH SUS.	12
		W-REASON INCIDENT COUNTS	G02	02-CONDUCT PUNISHABLE AS A FELONY	N/A
			G04	04-CONTROLLED SUBSTANCE/DRUGS	26
			G07	07-PUBLIC LEWDNESS/INDCT EXPOSURE	N/A
			G16	16-ARSON	N/A
			G21	21-VIOLATED LOCAL CODE OF CONDUCT	835
			G22	22-CRIMINAL MISCHIEF	N/A
			G26	26-TERRORISTIC THREAT	N/A
			G27	27-ASSAULT-DISTRICT EMPLOYEE	N/A
			G28	28-ASSAULT-NONDISTRICT EMPLOYEE	N/A
			G30	30-AGG ASSAULT-NONDIST EMPLOYEE	N/A
			G41	41-FIGHTING/MUTUAL COMBAT	11
			G61	61-BULLYING TEC 37.0052(B)	N/A
		X-DISCIPLINE ACTION COUNTS	H01	01-EXPL W/O PLC IN ANTHR EDU STNG	N/A
			H03	03-EXPUL W/PLCE IN ON-CAMPUS DAEP	N/A
			H05	05-OUT-OF-SCHOOL SUSPENSION	227
			H06	06-IN-SCHOOL SUSPENSION	581
			H07	07-PLACEMENT IN ON/OFF CAMPUS DAEP	152
			H08	08-CONT OTHER DIST DAEP PLACEMENT	N/A
			H10	10-CONT DISTRICT PRIOR YEAR DAEP	14
			H25	25-PART DAY OUT-OF-SCHOOL SUSPEND	63
			H26	26-PART DAY IN-SCHOOL SUSPEND	272
			H27	27-SEE THE LONG DESCRIPTION COLMN	N/A
			H54	54-PLACEMENT IN ON/OFF CAMP DAEP	N/A

N/A indicates counts or percentages are not available (i.e., masked) to comply with the Family Educational Rights and Privacy Act (FERPA). Masked numbers are typically small, although larger numbers may be masked to prevent imputation.



BOARD OF TRUSTEES
Agenda Item

MEETING DATE: 1/9/23

MEETING TYPE:

- Regular Meeting
- Special Meeting

AGENDA ITEM TYPE:

- Action Item
- Non-Action Item

BOARD GOALS (check all that apply)

Academic Goals

- Academic Competitiveness
 - Early Literacy (HB3)
 - Early Math (HB3)
 - Other
- Career Certifications (HB3)

Operational Goals

- Promote Community/School Partnerships
- Fiscal Responsibility
- Safe and Secure Schools

TITLE: Calendars for January and February 2023

RECOMMENDED ACTION: This item is for information only

BOARD POLICY/STATE REGULATION/LAW REFERENCE (if applicable):


OVERVIEW:

See attached Calendars

FISCAL IMPACT: N/A

ATTACHMENTS: January and February Calendars

DEPARTMENT(S) SUBMITTING FORM: Superintendent

DEPARTMENT SIGNATURE/APPROVAL: 

january 2023

SUN	MON	TUE	WED	THU	FRI	SAT
1	2	3	4	5	6	7
-----Student/Staff Holiday-----						
8	9 Beginning of 4th Six Weeks 5:00 pm MWHS Rams Basketball @ Frost 7:00 Board Meeting	10 Lady Rams Basketball vs. Brownwood 2:00 Lamar Character Kid Assembly 4:00 Rams Soccer vs. Lake Worth 5:30 Lady Rams Soccer vs. FW Carter Riverside	11 8:30 and 9:30 Lamar 1st Grade Semester Awards 1:15 and 2:15 Lamar Kinder Semester Awards	12 -----Lady Rams Varsity @ Brewer Soccer Tournament----- 1:15 and 2:15 Lamar Pre-K Semester Awards 5:00 MWJH Lady Rams Basketball vs. Creekview 5:00 Varsity Rams Powerlifting @ Weatherford	13 5:00 MWJH Lady Rams Basketball A Team @ Stephenville Tournament 7:00 Chitty Chitty Bang Bank Musical - 2 nights 4:00 Lady Rams Baketball @ Glen Rose	14
15	16	17	18	19 -----Lady Rams Soccer @ Varsity Burkburnett High School----- -----Rams Varsity Soccer @ Wichita Falls Tournament----- 5:00 MWJH Lady Rams Basketball vs. Forte 5:00 Powerlifting @ Mineral Wells	20 4:30 Lady Rams Basketball vs. Graham 5:00 MWHS Rams Basketball Vs. Graham	21
22	23	24 4:00 Rams JV/V Soccer vs. Castleberry 4:30 Lady Rams Basketball vs. Stephenville 5:00 MWHS Rams Basketball vs. Stephenville	25	26 Varsity Rams Powerlifting in Mineral Wells 5:00 MWJH Lady Rams Basketball vs. Marine Creek 6:00 Lamar Family Literacy Night	27 4:00 Rams JV/V Soccer vs. Bridgeport 4:00 Rams & Lady Rams Soccer @ Bridgeport 4:30 Lady Rams Basketball @ Brownwood 5:00 MWHS Rams Basketball @ Brownwood	28 7:00 Coronation
29	30 5:00 MWJH Lady Rams Basketball @ Springtown	31 JV Tennis Tournament @ Glen Rose 4:30 Lady Rams Basketball Vs. Glen Rose 5:00 JV/V Softball @ Ft. Worth Northside 5:00 MWHS Rams Basketball vs. Glen Rose				

5:00 Lady Rams & Rams JV/V Soccer vs. Springtown

february 2023

SUN	MON	TUE	WED	THU	FRI	SAT
			1	2	3	4
				National School Counselor's Week Varsity Tennis @ Glen Rose Tournament 5:00 Powerlifting @ Graham		JV/V Softball vs. Arlington Heights MWJH Lady Rams Basketball @ District Tournament
5	6	7	8	9	10	11
		5:00 MWHS Rams Basketball @ Graham 5:00 JV/V Softball @ Western Hills 5:30 Lady Rams Varsity & Rams Soccer @ Hirschi	Varsity Tennis @ Springtown Tournament	5:00 Varsity Rams Powerlifting @ Peaster	5:00 Lady Rams Softball vs. Peaster 5:00 MWHS Rams Basketball @ Stephenville	
12	13	14	15	16	17	18
	7:00 Board Meeting	2:00 Lamar Valentine's Day Parties 4:30 MWHS Rams Basketball vs. Brownwood 5:00 Lady Rams Softball vs. Bowie 5:00 V/JV Rams & V Lady Rams Soccer vs. Burk Burnett	5:00 Varsity Lady Rams LCQ @ Weatherford	-----Lady Rams Varsity Softball @ Jacksboro Tournament----- End of 4th Six Weeks 8:00 Lamar Spelling Bee		
19	20	21	22	23	24	25
	Beginning of 5th Six Weeks 4:00 Rams & Lady Rams JV/V Soccer Vs. Graham	5:00 Lady Rams Softball @ Springtown 5:00 Lamar Open House	Varsity Tennis @ Springtown Tournament	5:00 Varsity Rams LCQ @ Decatur	4:00 V Lady Rams & JV/V Rams vs Hirschi 5:00 Lady Rams Softball vs. WF High	Ram Relays Track Meet JV/V
26	27	28				
		5:00 Lady Rams Softball @ Bridgeport				