

Agenda of Board Workshop/Regular Meeting

The Board of Trustees Mineral Wells ISD

A Board Workshop/Regular Meeting of the Board of Trustees of Mineral Wells ISD will be held Monday, October 11, 2021, beginning at 5:00 PM in the District Services Complex.

The subjects to be discussed or considered or upon which any formal action may be taken are listed below. Items do not have to be taken in the same order as shown on this meeting notice. Unless removed from the consent agenda, items identified within the consent agenda will be acted on at one time.

1. **Call to Order/Establish Quorum**
2. **Board Workshop/Dinner**
 - A. Looking Ahead
 - B. Cybersecurity Training
3. **Action Item: Provide Direction to Superintendent regarding Workshop Topics**
4. **Closed Session - Texas Government Code 551.074**
 - A. Texas Government Code 551.074
 - 1) Employment/Appointment/Reassignment/Evaluation/Compensation/Duties of Personnel
 - 2) Renewal/Nonrenewal/Assignment/Reassignment/Probationary Status/Return to Probationary Status/Continuing Status of District Personnel
5. **Open Session - 7:00 p.m.**
6. **Prayer**
7. **Pledges - U.S./Texas Flags**
8. **Mission & Vision Statements**
9. **Public Comment**

Description: *Members of the public who desire to address the board regarding an item on this agenda must REGISTER for public comment. Registration will be accepted anytime between the time this agenda is posted online and up to 48 hours before the beginning of the board meeting.*
10. **Special Recognition**
 - A. Principals Month in Texas

Presenter: Dr. John Kuhn, Superintendent

B. Texas Education Human Resources Day

Presenter: Dr. John Kuhn, Superintendent

C. Apple Corps Recognition for Travis Elementary

Presenter: Karyn Bullock, Communications Director

11. President's Report

Presenter: Maria Jones, Board President

12. Superintendent's Reports

Presenter: Dr. John Kuhn, Superintendent

A. Enrollment Comparison Report 3

B. Evaluation of Bilingual/ESL Program 5

Presenter: Angie Myrick, Executive Director of Curriculum, Instruction, and Assessment

C. Athletics Update: Gym Use Policy 10

Presenter: Tony Raffaele, Athletic Director

D. Athletics Update: HS Gym Championship Banners 11

Presenter: Tony Raffaele, Athletic Director

E. Athletics Update: Basketball Schedules 14

Presenter: Tony Raffaele, Athletic Director

F. Consider District Services Complex Fire Alarm Replacement Request for Proposal as presented 20

Presenter: Justin Lascsak, Technology Director

G. Ag Barn Update/Maintenance

Presenter: Bobby Mori, Maintenance Director

H. Consider Monetary Donation of \$1500.00 to MWISD 24

Presenter: Amy Salazar, Houston Elementary Principal

13. Consent Agenda Items

A. Monthly Financial Reports and Accounts Payable Listing 25

B. Water/Electricity/Gas Reports 30

C. Annual Investment Report 34

D. Minutes of the September 13, 2021 Meeting of the Board 41

14. Information

A. Calendars for October and November 45

15. Vote on Closed Session Items

16. Adjournment



BOARD OF TRUSTEES Agenda Item

MEETING DATE: October 11, 2021

MEETING TYPE:

- Regular Meeting
- Special Meeting

AGENDA ITEM TYPE:

- Action Item
- Non Action Item

DISTRICT GOALS (Check all that apply):

- Academic Competitiveness
- Competitive Work Force
- Promote Community/School Partnerships
- Fiscal Responsibility
- Safe and Secure Schools

TITLE: Enrollment Comparison September 2021

RECOMMENDED ACTION: This item is for information only

BOARD POLICY/STATE REGULATION/LAW REFERENCE (if applicable):

OVERVIEW:

See attached Report

FISCAL IMPACT: Rising enrollment results in revenue increase.

ATTACHMENTS: MWISD Enrollment Comparison/Campus Summary Report

DEPARTMENT(S) SUBMITTING FORM: Superintendent

DEPARTMENT SIGNATURE/APPROVAL: 

Mineral Wells I.S.D. Monthly Board Report September 2021 (21 Days of School)

Total # of Students:	3251
Refined ADA:	2842.25
% of Attendance:	91.70%

Campus	Total Student Enrollment	Refined ADA	% Attendance
Mineral Wells H.S.	890	791.71	89.06%
Academy	20	14.09	77.89%
Mineral Wells Jr High	499	454.24	90.74%
Travis Elementary	683	639.19	93.83%
Houston Elementary	479	447.38	94.52%
Lamar Elementary	680	495.59	92.21%

6 Year Enrollment Comparison

Campus	2016-2017	2017-2018	2018-2019	2019-2020	2020-2021	2021-2022
EE	23	26	10	17	16	15
PK	228	216	216	225	141	198
K	201	269	248	270	238	212
1st	243	204	264	250	242	255
2nd	264	222	210	253	243	234
3rd	227	266	230	217	241	245
4th	264	225	247	228	205	243
5th	262	254	229	241	213	220
6th	211	264	261	229	242	220
7th	223	227	263	263	243	253
8th	221	231	224	251	272	246
9th	247	242	253	254	264	293
10th	247	214	204	196	230	234
11th	219	213	196	174	197	194
12th	186	197	202	178	146	169
Academy	32	42	25	16	20	20
Total	3,298	3,312	3,282	3262	3153	3,251



BOARD OF TRUSTEES Agenda Item

MEETING DATE: October 12, 2021

MEETING TYPE:

- Regular Meeting
- Special Meeting

AGENDA ITEM TYPE:

- Action Item
- Non-Action Item

BOARD GOALS (check all that apply)

Academic Goals

- Academic Competitiveness
 - Early Literacy (HB3)
 - Early Math (HB3)
 - Other
- Career Certifications (HB3)

Operational Goals

- Promote Community/School Partnerships
- Fiscal Responsibility
- Safe and Secure Schools

TITLE: MWISD Bilingual/ ESL Program Evaluation

RECOMMENDED ACTION: None

BOARD POLICY/STATE REGULATION/LAW REFERENCE (if applicable): TEC, §29.062

OVERVIEW:

2020-2021 MWISD Bilingual/ ESL Program Evaluation Annual Report

FISCAL IMPACT: None

ATTACHMENTS: MWISD Bilingual/ESL Evaluation

DEPARTMENT(S) SUBMITTING FORM: Curriculum

DEPARTMENT SIGNATURE/APPROVAL:

Angie Myzde

[Signature]



MWISD Bilingual/ESL Program Evaluation 2020-2021

Angie Myrick & Natalie Griffin
Executive Directors

Goal

The Goal of the MWISD Bilingual / English as a Second Language program is to provide high-quality education to each student who is identified as Limited English Proficient through special language programs to ensure equal educational opportunity. Our programs are designed to meet the affective, linguistic, and cognitive needs of the identified students.

Legal Requirements

TAC §89.1265

- (a) All school districts required to conduct a bilingual education or English as a second language (ESL) program shall conduct an annual evaluation in accordance with Texas Education Code (TEC), §29.053, collecting a full range of data to determine program effectiveness to ensure student academic success. The annual evaluation report shall be presented to the board of trustees before November 1 of each year and the report shall be retained at the school district level in accordance with TEC, §29.062.
- (b) Annual school district reports of educational performance shall reflect:
 - (1) the academic progress in the language(s) of instruction for English learners;
 - (2) the extent to which English learners are becoming proficient in English;
 - (3) the number of students who have been exited from the bilingual education and ESL programs; and
 - (4) the number of teachers and aides trained and the frequency, scope, and results of the professional development in approaches and strategies that support second language acquisition.
- (c) In addition, for those school districts that filed in the previous year and/or will be filing a bilingual education exception and/or ESL waiver in the current year, the annual district report of educational performance shall also reflect:
 - (1) the number of teachers for whom an exception or waiver was/is being filed;
 - (2) the number of teachers for whom an exception or waiver was filed in the previous year who successfully obtained certification; and
 - (3) the frequency and scope of a comprehensive professional development plan, implemented as required under §89.1207 of this title (relating to Bilingual Education Exceptions and English as a Second Language Waivers), and results of such plan if an exception and/or waiver was filed in the previous school year.

The following report will be utilized to assist district and campus personnel in determining alterations needed for the professional development plan, instructional strategies implemented in the classroom, and adjustments needed in the campus and district improvement plans.

Program Design

Bilingual Program Design

Lamar, Houston, and Travis Elementary Schools hosted emergent bilingual students served in a traditional bilingual/late exit program model in grades PK-5 during the 2020-2021 school year.

ESL Program Design

MWISD served ESL students in an ESL/content-based program model in grades PK-3. An ESL/content-based model targets English language development through academic content instruction that is responsive in English language arts and reading, science, math, and social studies.

ESL students in grades 4 – 12 were served in an ESL/pull-out program model. An ESL/pull-out program model targets English language development through English instruction provided by a certified ESL English language arts and reading teacher.

Data

Bilingual Teacher Staffing

PK – 5th: 1 face-to-face bilingual teacher per grade level in the fall. 1 remote bilingual teacher until transitioned back to face-to-face in the spring.

TELPAS Results

Grade Level	# of Students	Composite Score – Beginning	Composite Score – Intermediate	Composite Score – Advanced	Composite Score – Advanced High
Kinder	46	63%	37%	0	0
1 st	47	23%	38%	32%	6%
2 nd	45	4%	44%	49%	2%
3 rd	53	2%	36%	56%	6%
4 th	34	15%	24%	48%	12%
5 th	30	3%	33%	57%	7%
6 th	34	3%	32%	47%	18%
7 th	21	0%	52%	43%	5%
8 th	21	0%	29%	57%	14%
9 th	19	5%	53%	42%	0%
10 th	17	0%	53%	41%	6%
11 th	9	0%	44%	44%	11%
12 th	7	0%	71%	29%	0%

2020-2021 Professional Development

- Coordinator training
- Esperanza training
- PreLAS Links and LAS Links training

Bilingual Exception and ESL Waiver Requirement

TEA requires districts to submit a Bilingual Exception and/or ESL Waiver when the district does not have enough teachers to provide the required ESL or bilingual program. A Bilingual Exception Waiver was submitted for MWISD in the areas of kindergarten and 6th grade during the 2020-2021 school year. The kindergarten teacher left the district at the end of the school year and we did not have a 6th grade bilingual teacher.

Plan for 2021-2022

- All English Learners are expected to grow at least one level annually in the areas of listening, speaking, reading, and writing, as measured through TELPAS. This is also measured on State Accountability in Domain 3.
- Campus goal setting for ELs performance on TELPAS and STAAR is included in campus improvement plan.
- Structured supports and processes will be put in place at all schools to accelerate the academic and language learning of newcomer and immigrant students.
- Continue to monitor the performance of TELPAS raters on state training/calibration activities.
- Provide networking time for LPAC coordinators.
- Have 3 teachers earn bilingual teacher certification.
- Provide training for teachers and administrators in the areas of language acquisition and English Language Proficiency Standards (ELPS).



BOARD OF TRUSTEES Agenda Item

MEETING DATE: 10/11/21

MEETING TYPE:

- Regular Meeting
 Special Meeting

AGENDA ITEM TYPE:

- Action Item
 Non Action Item

DISTRICT GOALS (Check all that apply):

- Academic Competitiveness
 Competitive Work Force
 Promote Community/School Partnerships
 Fiscal Responsibility
 Safe and Secure Schools

TITLE: Athletics Update: Gym Use Policy

RECOMMENDED ACTION: Review board policy

BOARD POLICY/STATE REGULATION/LAW REFERENCE (if applicable): GKD(LEGAL), GKD(LOCAL)

OVERVIEW:

Recommend reviewing board policy on gym use for outside groups using our facilities (gym). I have received emails and talked to coaches from surrounding schools on policy regarding gym use; Graham, Millsap, Weatherford, and would like for board to consider reviewing/changing policy on gym use when it benefits MW students even from outside groups. Example: select volleyball/basketball holding try outs/practices/tournament in our gyms to attract more of our athletes and charging by the hour with MW coach present to oversee facilities.

FISCAL IMPACT: Revenue generated from renting facilities

ATTACHMENTS: N/A

DEPARTMENT(S) SUBMITTING FORM: Athletics

DEPARTMENT SIGNATURE/APPROVAL: Tony Raffaele



BOARD OF TRUSTEES Agenda Item

MEETING DATE: 10/11/21

MEETING TYPE:

- Regular Meeting
- Special Meeting

AGENDA ITEM TYPE:

- Action Item
- Non Action Item

DISTRICT GOALS (Check all that apply):

- Academic Competitiveness
- Competitive Work Force
- Promote Community/School Partnerships
- Fiscal Responsibility
- Safe and Secure Schools

TITLE: Athletics Update: HS Gym Championship Banners

RECOMMENDED ACTION: This item is for information only

BOARD POLICY/STATE REGULATION/LAW REFERENCE (if applicable):

OVERVIEW:

Information on updating and replacing banners in gym. Looking at vinyl championship boards that Weatherford HS has in their gym. Trying to reduce clutter in main gym and make it easier to update every year.

FISCAL IMPACT: N/A

ATTACHMENTS: Images of Championship Boards

DEPARTMENT(S) SUBMITTING FORM: Athletics

DEPARTMENT SIGNATURE/APPROVAL: Tony Raffaele 



BOARD OF TRUSTEES Agenda Item

MEETING DATE: 10/11/21

MEETING TYPE:

- Regular Meeting
- Special Meeting

AGENDA ITEM TYPE:

- Action Item
- Non Action Item

DISTRICT GOALS (Check all that apply):

- Academic Competitiveness
- Competitive Work Force
- Promote Community/School Partnerships
- Fiscal Responsibility
- Safe and Secure Schools

TITLE: Athletics Update: Basketball Schedules

RECOMMENDED ACTION: This item is for information only.

BOARD POLICY/STATE REGULATION/LAW REFERENCE (if applicable):

OVERVIEW:

Go over Basketball Schedules: Boys and Girls, JH and HS
 Trying to add "C" team to 7th girls basketball, like volleyball did, to increase numbers and retain more players in future.

FISCAL IMPACT: N/A

ATTACHMENTS: Boys and Girls Basketball Schedules

DEPARTMENT(S) SUBMITTING FORM: Athletics

DEPARTMENT SIGNATURE/APPROVAL: Tony Raffaele 

MINERAL WELLS RUNNIN' RAMS 2021-22

BASKETBALL SCHEDULE



<u>DATE</u>	<u>OPPONENT</u>	<u>LOCATION</u>	<u>TEAMS</u>	<u>TIMES</u>
Nov. 16	Benbrook	Mineral Wells	JV, 9, V	5:00, 6:15, 7:30
Nov. 19	Boyd	Boyd	9, JV, V	5:00, 6:15, 7:30
Nov. 22	Stephenville	Stephenville	9, JV, V	10:00, 11:15, 12:30
Nov. 24	North Side	Away	V	TBD
Nov. 30	Millsap	Mineral Wells	JV, 9, V	5:00, 6:15, 7:30
Dec. 2-4	Tournament	Lipan	V	TBD
Dec. 7	Castleberry	Mineral Wells	JV, 9, V	5:00, 6:15, 7:30
Dec. 9-11	Tournament	Poolville	V	TBD
Dec. 14	North Side	Mineral Wells	9, JV, V	5:00, 6:15, 7:30
Dec. 16-18	Tournament	Mineral Wells	9, JV, V	TBD
Dec. 20	Springtown	Springtown	9, JV, V	11:00, 12:15, 1:30
Dec. 28-29	Tournament	Gordon	JV	TBD
Dec. 31	Burleson	Burleson	9, JV, V	11:00, 11:00, 12:15
Jan. 4	Graford	Graford	JV, V	6:00, 7:15
Jan. 8	OPEN			
Jan. 14	Iowa Park	Mineral Wells	JV, 9, V	4:30, 6:00, 7:30
Jan. 18	Burkburnett	Mineral Wells	JV, 9, V	4:30, 6:00, 7:30
Jan. 21	Graham	Graham	JV, 9, V	4:30, 6:00, 7:30
Jan. 25	WF Hirschi	Mineral Wells	JV, 9, V	4:30, 6:00, 7:30
Jan. 28	Vernon	Vernon	JV, 9, V	4:30, 6:00, 7:30
Feb. 1	Iowa Park	Iowa Park	JV, 9, V	4:30, 6:00, 7:30
Feb. 4	Burkburnett	Burkburnett	JV, 9, V	4:30, 6:00, 7:30
Feb. 8	Graham	Mineral Wells	JV, 9, V	4:30, 6:00, 7:30
Feb. 11	WF Hirschi	WF Hirschi	JV, 9, V	4:30, 6:00, 7:30
Feb. 15	Vernon	Mineral Wells	JV, 9, V	4:30, 6:00, 7:30

Feb. 18-20 *Bi District Playoffs*
Feb. 22-23 *Area Playoffs*
Feb. 25-27 *Regional Quarterfinal Playoffs*
Mar. 1-2 *Regional Semi-Finals*
Mar. 4-6 *Regional Finals*
Mar. 11-13 *State Tournament*

**District Games*

Head Coach: Seth Riddle
Assistant Coaches: Brent Tincher, Gregory Freeman, Taylor Trigg
Trainers: Tiffany Crossland, Derek Rabalais
Superintendent: John Kuhn
Boys AD: Seth Hobbs
Principal: Doug Funk
Assistant Principals: Nichole Gray, Eric Rivas, Jeff Williams



LADY RAMS BASKETBALL SCHEDULE 2021-22

<u>Date</u>	<u>Opponent</u>	<u>Location</u>	<u>Teams</u>	<u>Times</u>
Oct. 20	First day of practice			
Oct. 30	Weatherford-scrimmage	Weatherford	9,JV,V	10, 10, 11:30
Nov. 2	Benbrook/Santo-Scrimmage	MW	9,JV,V	5, 6:15
Nov. 9	Venus	Venus	9,JV,V	4:30, 5:45, 7
Nov. 12	Hico	MW	JV,V	5, 6:15
Nov. 16	Springtown	MW	JV, V, 9	5, 6:15, 7:30
Nov. 18-20	Hamilton Tournament	Hamilton	9, JV, V	TBA
Nov. 22	Hillsboro	MW	9,JV, V	5, 6:15, 7:30
Nov. 30	Fort Worth Southwest	MW	JV, V, 9	5, 6:15,7:30
Dec. 2-4	Hillsboro Tournament	Hillsboro	V	TBA
Dec. 2-4	Mineral Wells Tournament	MW	JV, 9	TBA
Dec. 7	Bowie	MW	JV, V, 9	5, 6:15, 7:30
Dec. 10	Bridgeport	Bridgeport	9, JV, V	5, 5, 6:15
Dec. 14	OPEN			
Dec. 17	OPEN			
Dec. 21	Windthorst	Windthorst	9, JV, V	5, 6:15, 7:30
Dec. 27	Western Hills	MW	JV, V	12, 1:15
Dec. 28-30	Castleberry Tournament	Castleberry	VG	TBA
Jan. 4	Petrolia	MW	JV, V	5, 6:15
Jan. 7	Hirschi	Wichita Falls	JV, V, 9	4:30, 6, 7:30
Jan. 11	Vernon	MW	9, JV, V	4:30, 6, 7:30
Jan. 14	Iowa Park	MW	JV, V, 9	4:30, 6, 7:30
Jan. 18	Burkburnett	MW	JV, V, 9	4:30, 6, 7:30
Jan. 21	Graham	Graham	JV, V, 9	4:30, 6, 7:30
Jan. 25	Hirschi	MW	JV, V, 9	4:30, 6, 7:30
Jan. 28	Vernon	Vernon	JV, V, 9	4:30, 6, 7:30
Feb. 1	Iowa Park	Iowa Park	JV, V, 9	4:30, 6, 7:30
Feb. 4	Burkburnett	Burkburnett	JV, V, 9	4:30, 6, 7:30
Feb. 8	Graham	MW	JV, V, 9	4:30, 6, 7:30

§-MW Athletic Hall of Fame inductions

Feb. 14/15	Girls Bi-District	TBA
Feb. 17/18	Girls Area	TBA
Feb. 21/22	Girls Regional Quarterfinals	TBA
Feb. 25-26	Girls Regional Tournament	Lubbock
March 3-5	Girls State Tournament	San Antonio

Head Coach:	Tony Raffaele	Superintendent:	Dr. John Kuhn
Varsity Assistant:	Kristy Hughes	Principal:	Dr. Doug Funk
J.V. Coach:	Michael Ball	Boys AD	Seth Hobbs

Freshman Coach: Tiffany Williams

Girls AD

Tony Raffaele

Trainers: Derek Rabalais and Tiffany Crossland



BASKETBALL 2021- 2022

DATE	GAME	LOCATION
11/18/2021	Marsh @ Mineral Wells	Home
12/02/2021	Willkie @ Mineral Wells	Home
12/09/2021	Mineral Wells @ Lakeworth	Away
12/16/2021	Mineral Wells @ Argyle	Away
01/06/2022	Azle @ Mineral Wells	Home
01/08/2022	Mineral Wells Tournament B Team	Home
01/13/2022	Mineral Wells @ Creekview	Away
01/15/2022	Mineral Wells Tournament A Team	Home
01/20/2022	Mineral Wells @ Forte	Away
01/27/2022	Mineral Wells @ Marine Creek	Away
01/31/2022	Springtown @ Mineral Wells	Home
02/05/2022	District Tournament "A" team ONLY	7th – Argyle 8th – EMS

Matches are to be played on Thursdays at the same sites. 7th and 8th grade at the same site. *Game on 10/25 is on a Monday. Game Times: 5:00 p.m. B team, A team to follow.



2021-2022 Mineral Wells Rams Junior High Basketball Schedule

Date	Opponent		7th Grade	8th Grade	Time	Order
Nov. 18th	Irma Marsh		Away	Away	5:00	B, A
Dec. 2nd	Willkie		Away	Away	5:00	B, A
Dec. 3rd & 4th	Glen Rose	A Team Tournament Only	Away	Away	TBA	
Dec. 9th	Lake Worth		Home	Home	5:00	B, A
Dec. 11th	TBA	Mineral Wells B Team Tournament Only	Home	Home	TBA	
Dec. 16th	Argyle		Home	Home	6:00	
Jan. 6th	Azle JH		Away	Away	5:00	B, A
Jan. 13th	Creekview		Home	Home	5:00	B,A
Jan. 14th & 15th	Glen Rose	B team Tournament Only	Away	Away	TBA	
Jan. 20th	Azle Forte		Home	Home	5:00	B,A
Jan. 22nd	TBA	Mineral Wells A Team Tournament Only	Home	Home	TBA	
Jan. 27th	Marine Creek		Home	Home	5:00	B, A
Jan. 31th	Springtown		Away	Away	5:00 PM	
Feb. 5	TBA	Championship Tournament	Away	Away		B,A



BOARD OF TRUSTEES Agenda Item

MEETING DATE: October 11, 2021

MEETING TYPE:

- Regular Meeting
- Special Meeting

AGENDA ITEM TYPE:

- Action Item
- Non Action Item

BOARD GOALS (Check all that apply):

- Academic Competitiveness
- Competitive Work Force
- Promote Community/School Partnerships
- Fiscal Responsibility
- Safe and Secure Schools

TITLE: District Services Complex Fire Alarm Replacement Request For Proposal

RECOMMENDED ACTION: It is recommended that the proposal selected by the technology and maintenance department be approved as presented.

BOARD POLICY/STATE REGULATION/LAW REFERENCE (if applicable): Board Policy CH(LOCAL)

OVERVIEW:

The fire alarm system in the District Services Complex (DSC) was red tagged during it's yearly inspection. Due to the age and proprietary nature of the existing fire alarm system, the entire system needs to be replaced. Additionally, the DAEP building needs to be added to the fire alarm system.

FISCAL IMPACT: \$73,933.00

ATTACHMENTS: DSC_FAR-AFS.pdf

DEPARTMENT(S) SUBMITTING FORM: Technology, Maintenance

DEPARTMENT APPROVAL/SIGNATURE: Justin A. Lascsak

Digitally signed by Justin A. Lascsak

Date: 2021.10.05 14:50:02 -05'00'

A Fire and Security Service, Inc.

Fire and Security Alarms, Voice/Data, CCTV, Audio

Fax/Email 10-4-21 Time 1pm Page 1 of 2

To: Mineral Wells ISD

Quotation for: District Services Complex Fire Alarm Replacement
From: Louis Felty Texas Fire Alarm Planning Superintendent #APS-0533

Scope of Work: Fire Alarm System

Scope of Work:

Provide a new Fire Alarm System

Smoke detection is included for:

Common exit Corridor in Administration Building, Boardroom and rear exit Corridor,
DAEP Classrooms, and exit Corridor

Work during normal hours

No 120vac power needed for the new Fire System is included

No paint/patching is included in this proposal

We will try to reuse existing device ceiling tiles if ceiling mounted fire devices

Underground fire rated cable between Buildings with surge protection

Trenching included

Why have I included a Voice Evacuation System for the three Buildings included in this proposal?
Code References: Administration Building is classified as a B Occupancy per the Fire Code, and would by itself only require Horn notification. The Boardroom Building is an A Occupancy, but because the occupant load does not exceed 1000 People would require Horns notification also. The DAEP is an E Occupancy that requires a Voice Evacuation System.

Reasoning: Having the ability to notify all Occupants in these three Buildings immediately in case of any type of emergency using voice speakers throughout if ever needed seems to me to be the only reasonable accepted solution.

This system is a onetime purchase which I agree is more than required, but can, and will provide significant benefits to the School District not only in case of a fire, but have a significant ability to let people in these buildings know by voice instructions in case it's ever needed for years to come.

References:

Ft Worth ISD Overton Park Elementary Completed 2020 GC Steele Freeman 817-232-4742

Steam Academy at Wester MS Mansfield ISD Completed 2018 Mansfield ISD 817-299-6300

High Point School Completed 2018 FWISD 817-814-2000

Current Project Mineral Wells ISD Ag Barn with Pete Durant & Associates 817-439-3214 Darrell Durant

Includes addendas

- 1 Honeywell 6820EVS Analog Fire Control
- 2 Remote Fire Annunciator Voice Microphone Panels for DAEP and Boardroom
- 9 Manual Pull Stations
- 32 Smoke Detectors
- 16 Connections only for monitoring Duct Smoke Detectors provided, installed, powered by Div 15
I am providing monitoring connections only to duct smoke provided, powered, and installed by the Mechanical Contractor
- 4 Speakers Only
- 1 Boardroom Sound System Shutdown Relay

2 Remote Power Supplies
 68 ADA Speaker Strobes
 20 ADA Strobes TAS Required
 Lot Removal of existing fire devices and cable
 3 WP Horn Strobe at Sprinkler Connection Point per code
Includes City Fire Code Phone and Dual Path Cell Communicator
 1 120vac Surge Protector
 1 Documents Container
Lot Back boxes for rough in are included
Lot Cable between Buildings
Surge protection for outdoor cabling
Price for the above listed equipment & services: \$ 73,933.00 without tax

Breakdown on proposal:

		Ea	Extended	LbrHr	Lbr extended
1	Silent Knight 6820EVS	\$5,220.00	\$5,220.00	46.8	\$561.60
2	EVS-Remote Ctrl	\$2,700.00	\$5,400.00	46.8	\$374.40
1	100W EVS100W Amp	\$3,654.00	\$3,654.00	46.8	\$93.60
3	4 Circuit Expander..EVS-CE4	\$495.00	\$1,485.00	46.8	\$70.20
36	Smoke Detector SD505-APS	\$108.00	\$3,888.00	46.8	\$555.98
36	Detector Bases SD505-6AB	\$18.00	\$648.00	46.8	\$0.00
16	Duct Detector connection by others	\$0.00	\$0.00	46.8	\$2,246.40
9	Manual Pull SD500-PS/PSDA	\$131.40	\$1,182.60	46.8	\$139.00
16	Monitor Module SD500-AIM	\$99.00	\$1,584.00	46.8	\$247.10
1	Relay Module SD500-ARM	\$111.60	\$111.60	46.8	\$15.44
2	NAC #5496 Power Supply 4-AT 6AMPS TOTAL	\$649.80	\$1,299.60	46.8	\$187.20
4	Waterflow/tamper			46.8	\$187.20
1	Plastic SLE LTEV Fire	\$264.60	\$264.60	46.8	\$187.20
1	120vac power DTK120HW	\$72.00	\$72.00	46.8	\$23.40
1	Document can	\$117.00	\$117.00	46.8	\$46.80
4	12v8ah Battery	\$27.00	\$108.00	46.8	\$0.00
10	12v17ah Battery	\$72.00	\$720.00	46.8	\$0.00
20	STRC CEILING STROBE	\$60.16	\$1,203.12	46.8	\$468.00
3	ASWP-2475W-FR WP HS	\$81.00	\$243.00	46.8	\$70.20
3	Weatherproof Back Box	\$16.20	\$48.60	46.8	\$0.00
1	Pipe and fittings	\$360.00	\$360.00	46.8	\$748.80
1	Demo	\$0.00	\$0.00	46.8	\$1,872.00
1	Cans, surge, term	\$540.00	\$540.00	46.8	\$2,246.40
1	Trencher	\$1,440.00	\$1,440.00	46.8	\$0.00
68	System Sensor SPSCWL	\$102.31	\$6,957.22	46.8	\$1,591.20
10	2LVLP Surge	\$72.00	\$720.00	46.8	\$234.00
6	Doc can	\$117.00	\$702.00	46.8	\$280.80
2	18/4 FPLP Plenum (per 1000-ft)	\$354.60	\$709.20	46.8	\$1,123.20
6	16/2FPLP Plenum (per 1000-ft)	\$297.00	\$1,782.00	46.8	\$3,369.60
4	14/2 FPLP Plenum (per 1000-ft)	\$414.00	\$1,656.00	46.8	\$2,246.40
1	16/2 Vntc Blk FA	\$450.00	\$450.00	46.8	\$561.60
1	18/4 Vntc	\$540.00	\$540.00	46.8	\$561.60
135	512 Adj T-Grid Box Hanger	\$18.94	\$2,556.36	46.8	\$3,159.00
1	Labor misc	\$0.00	\$0.00	46.8	\$1,872.00
#####	Misc. Hardware	\$0.00	\$462.00	46.8	\$0.00
#####	Shipping/Freight	\$0.04	\$472.00	46.8	\$0.00
1	Fire Alarm Permit	\$350.00	\$350.00	46.8	
1	Engineering, submittals, cord				\$1,646.78
	TOTAL MATERIALS				\$46,945.90
	TOTAL LABOR				\$26,987.10

The following notes apply for clarification/qualification:

- **NOTE: PROPOSAL GOOD FOR 45 DAYS. After 45 days beginning proposal fax date, we reserve the right to change this proposal price to reflect any increased cost.**
- All 120 VAC dedicated circuits with isolated ground.
- All cable will be provided and installed by A Fire and Security Service, Inc (Plenum cable if required).
- All controls wiring from addressable fire alarm control relay contacts to associated HVAC Shutdown and Fire Smoke Dampers are to be provided, installed and terminated by others.
- Estimate includes engineering, shop drawings, fire alarm permit, installation and training. CAD backgrounds to be provided by others for Fire Marshal submittal purposes.
- This estimate does not include any access hatches/doors, painting fire alarm conduit and boxes, or lettering fire alarm boxes unless indicated above.
- 1 (One) Year Warranty Included
- A fire system printer or graphic annunciator is not included unless indicated in materials list.
- This estimate was prepared from estimates, it is understood, and agreed that should the system fully completed consist of more or less protection equipment or services than specified, that the sale price shall be increased or decreased, in accordance with the prevailing charges for the additions or deletions.□
- **Certificate of Insurance to be provided for this project will be per my normal policy, limits, and Insurance Company approved clauses. Any additional insurance needed that will result is a charge to me from my Insurer is not included**

Payment and performance bonds not included in this estimate

If you have any questions, please feel free to call.

Best Regards, Louis

A Fire and Security Service, Inc. ACR-2820

3263 Mary's Lane

Fort Worth, Texas 76116

Cell 817-205-1568

Fax 817-731-7238

E-Mail: Louis@afireandsecurity.com



BOARD OF TRUSTEES Agenda Item

MEETING DATE: October 11, 2021

MEETING TYPE:

- Regular Meeting
- Special Meeting

AGENDA ITEM TYPE:

- Action Item
- Non Action Item

DISTRICT GOALS (Check all that apply):

- Academic Competitiveness
- Competitive Work Force
- Promote Community/School Partnerships
- Fiscal Responsibility
- Safe and Secure Schools

TITLE: Consider Monetary Donation of \$1500.00 to MWISD

RECOMMENDED ACTION: It is recommended that the Board approve the Monetary Donation of \$1500.00 to MWISD

BOARD POLICY/STATE REGULATION/LAW REFERENCE (if applicable): CDC(LOCAL)

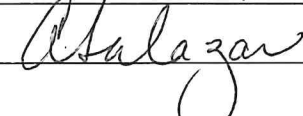

OVERVIEW:

WTS Group, LLC would like to donate \$1500.00 to pay for 150 Houston Elementary students to attend a field trip to Casa Manana to see "Rudolph the Red Nosed Reindeer." The owner of this company is Donnie Wright and the business is located on the base in Mineral Wells.

FISCAL IMPACT: \$1500 revenue for field trip expense

ATTACHMENTS: N/A

DEPARTMENT(S) SUBMITTING FORM: Houston Elementary

DEPARTMENT SIGNATURE/APPROVAL:  



BOARD OF TRUSTEES Agenda Item

MEETING DATE: October 11, 2021

MEETING TYPE:

- Regular Meeting
- Special Meeting

AGENDA ITEM TYPE:

- Action Item
- Non Action Item

DISTRICT GOALS (Check all that apply):

- Academic Competitiveness
- Competitive Work Force
- Promote Community/School Partnerships
- Fiscal Responsibility
- Safe and Secure Schools

TITLE: Monthly Financial Reports and Accounts Payable Listing

RECOMMENDED ACTION: It is recommended that the monthly Financial Reports and Accounts Payable Listing be approved as presented.

BOARD POLICY/STATE REGULATION/LAW REFERENCE (if applicable):

OVERVIEW:

See attached information.

FISCAL IMPACT: Variable revenue and expenditures to District

ATTACHMENTS: Tax Receipt Report, Financial Statement, AP Listing

DEPARTMENT(S) SUBMITTING FORM: Business and Finance

DEPARTMENT SIGNATURE/APPROVAL:  

**MINERAL WELLS INDEPENDENT SCHOOL DISTRICT
CASH POSITION**

FOR PERIOD ENDING August 31, 2021

GENERAL FUND	\$ 6,059,827.16
FOOD SERVICE	\$ 34,992.77
SPECIAL REVENUE	\$ 831,419.02
INTEREST & SINKING	\$ 518,500.89
INSURANCE FUND	\$ 388,724.12
WORKERS' COMPENSATION	\$ 229.55
TRUST & AGENCY FUND	\$ 174,768.23
PAYROLL	<u>\$ (61,388.99)</u>
TOTAL	\$ 7,947,072.75
<u>Lone Star Investment</u>	
General Fund	\$ 7,143.30
Food Service Fund	\$ 3.85
Interest & Sinking	\$ 0.05
Insurance Fund	<u>\$ 93,181.48</u>
TOTAL INVESTMENTS	\$ 100,328.68

<u>Fnd Fnd</u>	<u>CASH RECEIVED</u>	<u>2020-2021 Budget</u>	<u>Balance</u>
180 CO-CURRICULAR	132,935.61	132,935.00	-0.61
199 GENERAL FUND	32,274,788.16	33,761,140.00	1,486,351.84
211 TITLE I, PART A	912,807.51	1,095,473.00	182,665.49
240 FOOD SERVICE	1,961,480.41	2,108,443.00	146,962.59
244 CARL PERKINS BASIC FORM. GRANT	48,279.00	54,806.00	6,527.00
255 TITLE II, PART A-SUP EFF INSTR	117,057.60	139,414.00	22,356.40
263 Title III, PART A-ELA	12,118.82	14,754.00	2,635.18
266 ESSER GRANT	157,391.70	165,669.00	8,277.30
270 TITLE V,B,SP 2, RLIS	40,637.83	95,922.00	55,284.17
276 INSTRUCTIONAL CONTINUITY	4,908.36	4,908.00	-0.36
277 CORONAVIRUS RELIEF FUND	31,987.30	31,987.00	-0.30
281 ESSER II PPRP	124,869.60	139,855.00	14,985.40
289 FEDERALLY FUNDED SPECIAL REV	70,613.07	83,220.00	12,606.93
313 IDEA-B FORMULA	973,550.66	1,137,216.00	163,665.34
314 IDEA-B PRESCHOOL	704.67	22,977.00	22,272.33
410 STATE TEXTBOOK FUND	123,698.54	123,698.00	-0.54
429 STATE FUNDED SPECIAL REVENUE	43,271.50	43,272.00	0.50
437 SPECIAL EDUCATION	900,812.32	900,823.00	10.68
455 SHARS-MEDICAID	743,693.57	743,694.00	0.43
461 CAMPUS ACTIVITY FUND	18,863.43	18,865.00	1.57
599 DEBT SERVICE	30,805,059.66	30,804,842.00	-217.66
753 INSURANCE FUND	498.92	499.00	0.08
829 SCHOLARSHIP FUND	16,600.12	16,600.00	-0.12
Grand Revenue Totals	69,516,628.36	71,641,012.00	2,124,383.64

Number of Accounts: 102

Fnd	Fnd	Expended	Encumbered	2020-2021	
				Budget	Balance
180	CO-CURRICULAR	1,252,090.24	0.00	1,264,163.00	12,072.76
199	GENERAL FUND	31,929,016.72	164.00	32,629,912.00	700,731.28
211	TITLE I, PART A	1,022,835.06	0.00	1,095,473.00	72,637.94
240	FOOD SERVICE	2,132,127.87	0.00	2,108,443.00	-23,684.87
244	CARL PERKINS BASIC FORM. GRANT	48,279.00	0.00	54,806.00	6,527.00
255	TITLE II, PART A-SUP EFF INSTR	134,213.90	0.00	139,414.00	5,200.10
263	Title III, PART A-ELA	14,754.59	0.00	14,754.00	-0.59
266	ESSER GRANT	165,668.67	0.00	165,669.00	0.33
270	TITLE V,B,SP 2, RLIS	95,921.93	0.00	95,922.00	0.07
276	INSTRUCTIONAL CONTINUITY	4,908.36	0.00	4,908.00	-0.36
277	CORONAVIRUS RELIEF FUND	31,987.30	0.00	31,987.00	-0.30
281	ESSER II PPRP	139,854.82	0.00	139,855.00	0.18
289	FEDERALLY FUNDED SPECIAL REV	72,382.29	0.00	83,220.00	10,837.71
313	IDEA-B FORMULA	1,144,947.74	0.00	1,137,216.00	-7,731.74
314	IDEA-B PRESCHOOL	2,702.39	0.00	22,977.00	20,274.61
349	TXVSN-TITLE II, PART D	0.00	0.00	38.00	38.00
410	STATE TEXTBOOK FUND	123,698.54	0.00	123,698.00	-0.54
429	STATE FUNDED SPECIAL REVENUE	43,271.50	0.00	43,272.00	0.50
437	SPECIAL EDUCATION	1,117,048.09	0.00	900,823.00	-216,225.09
455	SHARS-MEDICAID	738,806.21	0.00	738,806.00	-0.21
461	CAMPUS ACTIVITY FUND	17,970.44	0.00	21,503.00	3,532.56
599	DEBT SERVICE	30,366,117.14	0.00	30,804,842.00	438,724.86
829	SCHOLARSHIP FUND	25,600.00	0.00	25,600.00	0.00
Grand Expense Totals		70,624,202.80	164.00	71,647,301.00	1,022,934.20

Number of Accounts: 1997

***** End of report *****

Fnd T Fn Obj Sb Orq F Pr L L2 Obj	2020-2021	YTD	Encumbered	Unencumbered
	BUDGET	EXPENDED	Amount	Balance
XXX E 00 ---- - - - - - - - - - -	27,758,963.00	27,179,293.78	0.00	579,669.22
XXX E 11 ---- - - - - - - - - - -	19,273,727.00	18,889,642.62	164.00	383,920.38
XXX E 12 ---- - - - - - - - - - -	1,347,820.00	1,320,191.05	0.00	27,628.95
XXX E 13 ---- - - - - - - - - - -	286,769.00	276,497.62	0.00	10,271.38
XXX E 21 ---- - - - - - - - - - -	170,655.00	157,588.99	0.00	13,066.01
XXX E 23 ---- - - - - - - - - - -	2,358,183.00	2,318,123.08	0.00	40,059.92
XXX E 31 ---- - - - - - - - - - -	478,155.00	469,343.66	0.00	8,811.34
XXX E 33 ---- - - - - - - - - - -	393,326.00	384,488.63	0.00	8,837.37
XXX E 34 ---- - - - - - - - - - -	1,205,199.00	1,164,005.39	0.00	41,193.61
XXX E 35 ---- - - - - - - - - - -	2,139,368.00	2,156,052.87	0.00	-16,684.87
XXX E 36 ---- - - - - - - - - - -	1,295,796.00	1,265,798.08	0.00	29,997.92
XXX E 41 ---- - - - - - - - - - -	1,428,907.00	1,403,243.02	0.00	25,663.98
XXX E 51 ---- - - - - - - - - - -	3,222,631.00	3,152,410.76	0.00	70,220.24
XXX E 52 ---- - - - - - - - - - -	67,578.00	63,003.10	0.00	4,574.90
XXX E 53 ---- - - - - - - - - - -	205,783.00	192,440.43	0.00	13,342.57
XXX E 71 ---- - - - - - - - - - -	3,926,655.00	3,908,153.57	0.00	18,501.43
XXX E 81 ---- - - - - - - - - - -	439,424.00	584,123.36	0.00	-144,699.36
XXX E 93 ---- - - - - - - - - - -	662,401.00	645,401.00	0.00	17,000.00
XXX E 97 ---- - - - - - - - - - -	167,523.00	167,521.40	0.00	1.60
Grand Expense Totals	66,828,863.00	65,697,322.41	164.00	1,131,376.59

Number of Accounts: 1758

***** End of report *****



BOARD OF TRUSTEES Agenda Item

MEETING DATE: October 11, 2021

MEETING TYPE:

- Regular Meeting
- Special Meeting

AGENDA ITEM TYPE:

- Action Item
- Non Action Item

DISTRICT GOALS (Check all that apply):

- Academic Competitiveness
- Competitive Work Force
- Promote Community/School Partnerships
- Fiscal Responsibility
- Safe and Secure Schools

TITLE: Water/Electricity/Gas Reports

RECOMMENDED ACTION: It is recommended that the Water/Electricity/Gas Reports be approved as presented.

BOARD POLICY/STATE REGULATION/LAW REFERENCE (if applicable):

OVERVIEW:

See attached utility reports.

FISCAL IMPACT: Variable cost to District

ATTACHMENTS: Water/Electricity/Gas Reports

DEPARTMENT(S) SUBMITTING FORM: Business and Finance

DEPARTMENT SIGNATURE/APPROVAL:  

Electricity

2014-2015	Sep	Oct	Nov	Dec	Jan	Feb	Mar	Apr	May	Jun	Jul	Aug	Total
High School	18,058.91	16,085.56	13,081.15	11,466.86	12,078.78	12,247.28	10,688.04	13,704.42	15,097.39	276.51	275.35	45,360.47	168,420.72
MW Academy	316.63	297.94	186.15	124.39	141.02	133.75	119.74	175.14	233.68	246.23	278.56	344.65	2,597.88
Junior High	10,328.04	8,495.43	7,521.97	6,041.92	7,526.37	7,083.97	6,854.97	6,346.62	6,982.72	6,644.70	7,239.60	8,285.58	89,351.88
Travis	7,029.77	5,911.53	4,795.82	4,838.33	5,156.05	4,781.30	4,646.78	4,514.02	4,924.04	4,668.55	4,179.61	5,880.85	61,122.65
Houston	5,234.81	4,507.70	3,183.84	2,826.94	3,057.79	3,135.06	3,209.84	3,425.85	3,544.02	3,707.52	3,448.60	4,271.48	43,078.45
Lamar	7,008.14	5,971.10	4,534.12	3,916.33	4,770.97	4,285.26	3,939.92	4,466.98	5,337.36	5,296.47	6,129.58	6,283.75	64,939.98
DSC	3,186.97	2,670.99	1,839.00	1,698.80	1,760.73	1,719.25	1,684.02	2,001.53	2,145.21	2,933.74	3,041.16	3,722.14	28,403.54
Athletics	5,278.70	4,577.11	6,671.94	4,530.53	5,831.49	5,666.97	6,023.26	4,777.40	3,369.27	5,106.54	4,478.74	4,307.29	60,619.24
Transportation	234.94	188.64	172.92	205.42	247.25	239.86	195.87	170.69	169.21	209.63	361.20	343.96	2,739.49
Total	56,676.81	48,705.99	41,986.91	35,439.52	40,570.45	39,298.70	36,892.44	39,582.65	41,802.90	29,084.89	29,432.40	81,800.17	521,273.83

2015-2016	Sep	Oct	Nov	Dec	Jan	Feb	Mar	Apr	May	Jun	Jul	Aug	Total
High School	19,285.40	15,918.24	13,717.08	12,119.56	12,391.10	12,945.46	12,504.04	14,102.71	15,918.01	16,544.52	17,055.63	19,227.03	181,728.78
MW Academy	394.74	304.86	234.31	197.90	169.91	212.95	222.70	237.02	234.78	274.14	340.01	352.41	3,175.73
Junior High	10,124.71	8,047.32	5,640.91	5,564.80	7,076.18	6,175.75	4,874.72	5,368.50	6,903.49	7,314.44	8,113.13	9,072.99	84,276.44
Travis	6,935.27	5,488.57	4,472.25	4,143.23	4,741.02	4,350.36	3,903.49	4,272.60	5,080.47	5,055.78	5,063.45	6,665.61	60,172.10
Houston	5,048.44	4,076.30	3,078.51	2,634.63	2,777.62	2,857.03	2,813.39	3,053.52	3,672.34	3,773.49	3,861.17	4,516.26	41,762.70
Lamar	7,851.26	6,504.28	4,448.78	5,099.57	5,270.30	5,076.47	5,212.08	5,936.37	6,725.60	6,569.01	6,499.47	7,041.73	74,234.92
DSC	3,338.58	2,618.40	1,895.75	1,691.02	1,804.89	1,845.69	1,757.64	1,917.04	2,313.18	3,036.51	3,620.96	3,590.07	29,429.73
Athletics	5,608.54	5,357.91	5,083.66	5,182.59	7,418.72	6,262.19	5,577.03	5,277.06	3,793.16	5,011.11	6,097.92	5,694.99	66,364.88
Transportation	340.53	273.64	244.25	397.82	462.24	456.16	349.05	383.82	332.44	347.16	386.79	403.73	4,322.63
Total	58,927.47	48,539.52	40,815.50	37,031.12	42,111.98	40,182.06	37,013.64	40,548.64	44,973.47	47,921.16	50,838.53	56,564.82	545,467.91

2016-2017	Sep	Oct	Nov	Dec	Jan	Feb	Mar	Apr	May	Jun	Jul	Aug	Total
High School	20,919.65	16,973.39	16,003.06	13,586.05	14,301.45	15,573.28	15,439.28	17,512.44	18,420.45	17,210.10	16,163.45	19,799.39	201,901.99
MW Academy	389.94	316.29	267.34	194.44	159.44	230.63	230.18	245.11	265.42	258.59	250.29	280.20	3,192.32
Junior High	10,767.71	8,515.76	7,036.01	6,073.25	7,160.18	6,048.94	4,952.82	6,358.84	6,953.10	5,892.68	6,368.32	9,211.03	85,785.15
Travis	7,961.38	6,093.17	5,107.87	4,412.35	4,838.40	4,487.88	4,049.43	5,025.42	5,326.86	4,997.80	5,191.39	6,718.73	64,210.68
Houston	5,439.03	4,177.62	3,674.72	2,829.03	2,840.76	2,883.24	2,748.48	2,983.66	3,487.62	4,177.63	4,741.04	4,871.16	41,039.66
Lamar	8,119.62	7,803.98	7,800.60	6,189.96	5,447.49	5,484.12	5,807.16	6,639.01	6,522.83	5,740.62	5,001.63	6,931.25	77,488.26
DSC	3,263.69	2,632.65	2,234.54	1,685.86	1,796.32	1,724.01	1,953.49	2,202.40	2,397.56	3,088.17	3,428.28	3,508.26	29,915.24
Athletics	5,812.57	5,032.72	5,117.11	6,011.04	6,037.43	6,842.30	5,712.03	4,763.88	3,493.39	4,701.27	4,380.02	4,518.22	62,421.98
Transportation	396.81	329.94	332.01	457.77	642.83	587.63	466.11	360.33	469.20	377.02	415.92	421.99	5,257.56
Total	63,064.91	51,885.52	47,573.26	41,846.75	43,295.49	43,861.58	41,369.91	46,304.69	47,345.64	44,946.68	43,439.49	56,299.15	571,233.07

2017-2018	Sep	Oct	Nov	Dec	Jan	Feb	Mar	Apr	May	Jun	Jul	Aug	Total
High School	20,964.79	17,125.19	14,383.09	14,348.03	13,867.31	14,530.75	12,948.84	15,373.78	17,994.50	17,853.85	17,135.62	18,680.20	195,205.95
MW Academy	369.46	277.60	257.11	246.51	184.54	228.89	199.80	190.17	233.70	299.20	268.17	316.68	3,062.83
Junior High	10,254.49	7,699.62	5,307.05	6,673.01	7,770.87	7,347.54	6,261.66	6,675.49	7,384.95	7,054.17	7,915.46	9,454.23	89,797.53
Travis	7,608.70	5,901.07	4,151.22	4,637.92	5,438.93	4,925.77	4,161.10	4,699.43	5,840.13	5,629.80	5,912.99	6,745.18	65,652.24
Houston	5,478.81	4,433.23	3,025.94	2,820.42	3,123.12	3,039.27	2,555.92	2,808.54	4,287.62	4,177.63	4,741.04	4,810.21	45,699.84
Lamar	7,105.51	6,564.41	5,829.67	5,587.82	4,357.69	5,047.29	4,443.31	5,716.89	6,753.37	6,868.56	6,753.36	7,287.57	73,311.45
DSC	3,284.29	2,538.91	1,895.38	1,965.06	1,912.56	1,868.35	1,670.00	2,116.76	2,665.65	3,397.56	3,537.50	3,412.72	30,264.24
Athletics	6,529.66	5,215.85	7,024.63	5,078.24	6,758.31	7,074.44	6,005.25	5,518.98	4,236.23	5,171.44	5,004.97	5,012.44	68,630.44
Transportation	423.30	362.94	523.97	616.39	813.05	698.49	445.97	461.36	413.16	494.58	518.08	510.69	6,281.98
Total	62,009.00	50,118.82	42,398.05	41,973.40	44,226.38	44,760.79	38,691.85	43,959.50	49,809.31	50,942.79	51,787.19	56,229.42	576,906.50

2018-2019	Sep	Oct	Nov	Dec	Jan	Feb	Mar	Apr	May	Jun	Jul	Aug	Total
High School	20,022.10	16,004.47	13,985.43	12,571.13	12,701.49	14,411.68	12,722.34	15,478.05	16,871.46	16,597.18	16,815.57	21,528.40	189,709.30
MW Academy	271.21	199.10	147.85	123.84	117.57	137.82	115.46	184.26	243.02	289.49	384.65	435.73	2,650.00
Junior High	9,384.43	7,000.42	6,821.27	6,855.84	7,901.36	7,526.86	7,038.19	5,739.45	6,327.74	6,681.61	7,309.58	9,250.23	87,836.98
Travis	7,750.05	5,803.50	4,647.11	4,279.74	4,328.93	4,907.85	4,562.72	4,047.71	4,860.13	4,904.84	5,677.17	7,328.97	63,096.78
Houston	5,227.47	3,728.27	2,557.39	2,096.01	2,535.17	2,723.18	2,449.58	2,276.43	2,911.73	3,060.62	3,637.95	4,734.33	38,033.13
Lamar	8,104.29	6,576.67	4,852.09	3,548.17	4,534.93	5,165.77	4,518.18	4,867.48	5,657.92	5,789.92	5,903.56	7,245.77	66,784.75
DSC	3,203.42	2,410.42	1,672.48	1,608.66	1,729.17	1,870.30	1,609.06	1,868.75	2,232.64	2,892.74	3,161.22	3,845.53	28,113.39
Athletics	5,674.74	5,015.86	4,313.50	4,735.02	5,527.09	7,066.19	6,109.50	4,774.90	3,508.63	3,365.80	3,367.34	4,546.34	58,004.91
Transportation	479.19	473.59	505.78	648.24	747.52	678.67	624.23	453.65	411.95	371.73	402.51	517.93	6,314.99
Total	60,116.90	47,212.30	39,502.90	36,466.65	40,121.29	44,488.32	39,749.26	39,790.68	43,025.22	43,953.93	46,654.55	59,442.23	540,524.23

2019-2020	Sep	Oct	Nov	Dec	Jan	Feb	Mar	Apr	May	Jun	Jul	Aug	Total
High School	22,679.97	19,582.17	14,311.84	14,530.53	431.71	no invoice	38,170.15	21,743.55	10,986.18	17,224.20	14,295.02	17,427.72	186,928.04
MW Academy	444.46	338.01	193.69	376.97	167.87	167.87	398.06	338.26	272.07	336.76	436.04	440.20	3,742.39
Junior High	10,174.17	8,220.93	7,173.69	14,064.87	14,145.87	see Jan stmt	15,144.03	7,514.17	3,604.14	5,791.60	6,286.20	8,596.11	100,719.78
Travis	8,256.19	6,412.48	4,595.62	9,113.66	9,178.84	13,828.39	12,409.58	10,201.01	8,092.05	6,367.65	5,317.18	6,929.66	69,971.71
Houston	5,345.56	4,378.75	2,817.25	5,859.31	5,859.31	6,828.39	6,817.57	4,090.81	3,092.05	4,367.65	5,317.18	6,929.66	69,971.71
Lamar	8,169.94	6,962.42	5,196.58	9,543.70	8,790.10	11,561.93	10,201.01	(26,709.88)	2,036.35	3,154.19	3,826.27	4,522.97	(41,098.77)
DSC	3,603.12	2,862.11	1,748.93	3,507.88	3,457.80	3,875.85	2,371.70	1,878.50	2,591.42	3,181.80			

Water

2014-2015	Sep	Oct	Nov	Dec	Jan	Feb	Mar	Apr	May	Jun	Jul	Aug	Total
High School	4,724.97	1,823.96	1,618.93	1,451.94	3,630.59	4,385.30	(1,664.53)	822.18	2,486.71	1,496.31	1,220.08	1,813.29	23,809.73
Junior High	930.84	974.44	721.70	661.04	1,708.66	2,138.79	(770.96)	436.35	1,114.69	563.69	434.72	1,483.09	10,397.05
Travis	1,613.05	1,855.51	1,701.51	1,411.51	4,056.19	4,539.55	(2,280.98)	69.63	2,687.29	1,106.88	702.06	2,545.37	20,007.57
Houston	1,208.90	1,526.90	1,181.91	1,074.92	2,753.00	3,223.79	(1,234.03)	769.94	1,927.60	906.65	624.04	1,373.84	15,337.46
Lamar	856.71	1,059.14	918.38	875.14	2,469.63	2,887.98	(809.17)	605.82	1,844.69	1,441.70	590.89	846.77	13,587.68
DSC	297.74	312.09	352.09	505.10	1,225.42	1,357.89	(586.58)	76.45	722.86	595.71	545.21	585.38	5,989.36
Athletics	2,315.32	1,622.02	1,437.76	1,136.24	2,637.51	2,918.25	(1,105.36)	389.17	1,473.85	1,332.89	2,869.10	7,004.56	24,031.31
Transportation	76.27	75.90	73.90	75.90	167.76	192.62	(69.53)	38.87	103.32	93.13	82.94	61.30	972.38
Total	12,023.80	9,249.96	8,006.18	7,191.79	16,648.76	21,644.17	(8,521.14)	3,208.41	12,361.01	7,536.96	7,069.04	15,713.60	114,132.54

2015-2016	Sep	Oct	Nov	Dec	Jan	Feb	Mar	Apr	May	Jun	Jul	Aug	Total
High School	2,756.59	2,569.46	2,053.89	2,060.25	2,039.80	1,774.43	1,554.41	2,041.42	1,740.43	1,027.42	786.43	1,492.43	21,996.96
Junior High	1,189.08	1,232.27	1,716.51	1,154.41	802.60	742.60	761.30	774.65	693.27	1,129.25	794.57	791.09	11,781.60
Travis	1,245.64	2,276.77	1,804.49	1,689.91	1,742.52	1,304.50	1,493.51	1,516.52	1,410.50	805.51	580.52	1,174.26	17,044.65
Houston	2,348.96	2,947.27	1,618.26	1,399.30	1,059.91	1,318.92	1,472.92	1,542.92	1,442.90	632.90	628.35	1,093.91	17,506.52
Lamar	1,288.38	3,677.70	853.20	869.74	662.51	813.78	745.60	836.34	836.51	1,411.76	6,501.16	797.37	19,294.05
DSC	792.01	742.70	792.87	845.07	573.10	851.54	711.10	687.54	735.10	766.09	752.27	978.96	9,228.35
Athletics	4,399.92	6,726.55	1,804.00	1,477.44	981.19	1,242.67	1,077.14	1,282.62	1,034.73	2,843.80	3,447.24	2,789.21	29,106.51
Transportation	147.86	119.86	107.13	113.50	89.92	205.90	81.90	92.91	82.91	115.90	68.91	101.90	1,328.60
Total	14,168.44	20,292.58	10,750.35	9,609.62	7,951.55	8,254.34	7,997.88	8,774.92	7,976.35	8,732.63	13,559.45	9,219.13	127,287.24

2016-2017	Sep	Oct	Nov	Dec	Jan	Feb	Mar	Apr	May	Jun	Jul	Aug	Total
High School	1,877.42	1,777.42	1,698.70	2,135.78	1,943.91	1,765.39	1,674.40	1,722.63	1,788.27	1,068.37	1,872.41	1,460.98	20,785.68
Junior High	2,050.48	2,860.17	900.61	1,011.92	818.24	790.29	723.68	775.94	834.74	411.48	418.81	713.62	12,309.98
Travis	1,824.52	1,688.50	1,637.84	1,511.64	1,998.99	1,711.70	1,534.53	1,776.66	1,550.94	741.43	578.30	431.58	16,986.63
Houston	1,610.92	1,643.91	1,893.61	1,094.36	1,558.11	1,481.16	1,530.73	1,717.46	1,702.06	559.10	548.84	1,244.47	15,844.73
Lamar	1,511.84	938.82	889.93	701.45	998.88	988.73	884.41	984.86	945.88	371.53	317.14	816.75	10,350.22
DSC	758.88	759.10	791.64	780.36	776.25	770.10	770.99	788.43	798.69	741.23	695.07	770.99	9,211.73
Athletics	2,903.21	2,180.50	1,555.99	1,027.56	1,730.00	951.04	1,344.57	1,160.79	1,205.79	2,066.10	1,488.66	1,885.77	19,499.98
Transportation	89.92	97.90	127.61	87.60	99.91	107.10	95.67	95.67	93.62	97.72	77.20	103.88	1,173.80
Total	12,627.19	11,956.32	9,495.93	8,350.67	9,924.29	8,565.51	8,558.98	9,022.44	8,919.99	6,056.96	5,996.43	7,428.04	106,902.75

2017-2018	Sep	Oct	Nov	Dec	Jan	Feb	Mar	Apr	May	Jun	Jul	Aug	Total
High School	1,793.41	2,002.35	2,077.96	1,352.11	2,761.64	1,630.65	4,459.94	1,791.19	1,604.97	1,052.63	980.76	1,475.33	22,982.94
Junior High	894.63	1,124.27	823.31	667.31	825.28	982.72	482.65	759.68	574.70	365.66	420.75	756.47	8,677.43
Travis	2,956.57	1,769.29	2,275.21	1,914.24	2,791.32	2,879.13	2,052.84	2,209.42	1,726.97	609.72	452.08	458.42	22,095.21
Houston	1,725.66	2,328.61	1,891.37	1,746.70	2,122.29	2,861.84	1,213.47	1,776.32	1,488.54	879.84	841.05	1,409.21	20,284.90
Lamar	992.25	1,041.73	908.43	755.02	942.28	942.28	885.15	1,018.46	984.60	630.18	460.89	891.49	10,452.76
DSC	746.37	798.89	831.23	814.75	834.86	796.77	844.23	798.89	845.44	831.04	828.51	809.47	9,780.45
Athletics	2,601.71	2,375.07	1,532.22	1,924.56	1,312.88	1,348.02	1,375.72	1,324.17	1,348.06	2,033.00	1,671.53	2,920.34	21,767.28
Transportation	107.99	120.25	113.03	109.67	113.91	114.96	118.14	120.25	112.84	116.03	459.87	111.79	1,718.73
Total	11,818.59	11,560.46	10,452.76	9,284.36	11,704.46	11,556.37	11,432.14	9,798.38	8,686.12	6,518.10	6,115.44	8,832.52	117,759.70

2018-2019	Sep	Oct	Nov	Dec	Jan	Feb	Mar	Apr	May	Jun	Jul	Aug	Total
High School	2,035.85	1,841.10	1,632.61	1,576.98	1,745.54	2,020.16	1,685.36	2,035.33	1,640.82	915.49	713.22	1,391.03	19,233.49
Junior High	1,852.81	1,636.34	1,119.09	1,098.72	1,319.49	1,769.04	1,268.32	1,243.90	1,069.90	757.09	734.00	1,282.05	15,149.74
Travis	3,238.70	2,257.94	2,068.61	1,886.65	1,992.11	1,912.15	1,479.83	2,002.55	1,544.75	825.01	1,023.19	1,609.64	21,841.13
Houston	1,805.94	1,777.39	1,613.69	1,622.97	1,861.73	1,672.80	1,434.05	1,794.50	1,502.44	847.60	897.43	1,406.73	18,437.27
Lamar	1,173.98	1,230.05	1,103.44	1,033.90	1,103.44	1,239.05	1,051.29	1,339.88	1,083.74	574.93	600.43	1,244.83	12,778.96
DSC	850.72	874.00	905.79	944.04	979.97	964.70	999.67	1,034.44	1,002.44	941.67	802.85	768.63	11,068.92
Athletics	2,097.28	1,914.95	1,798.22	1,472.44	1,437.23	1,436.02	1,427.63	1,491.29	1,442.04	1,331.90	1,341.56	3,890.43	21,080.99
Transportation	126.60	135.05	139.64	150.08	165.13	160.50	205.71	186.00	163.97	162.82	167.45	184.85	1,947.80
Total	13,181.88	11,666.82	10,381.09	9,785.78	10,604.64	11,173.41	9,551.86	11,127.89	9,450.10	6,356.51	6,280.13	11,978.19	121,538.30

2019-2020	Sep	Oct	Nov	Dec	Jan	Feb	Mar	Apr	May	Jun	Jul	Aug	Total
High School	1,966.40	2,147.15	1,730.77	1,513.98	1,707.02	1,872.76	885.08	702.67	1,037.72	629.04	613.02	1,271.69	16,077.30
Junior High	1,603.39	2,624.26	1,027.81	819.54	943.91	1,121.78	650.49	502.94	471.09	826.08	627.80	1,096.43	12,315.52
Travis	1,668.76	2,786.04	1,648.91	1,948.28	1,637.02	1,892.45	1,205.79	845.82	603.47	924.23	675.94	1,514.66	17,351.37
Houston	2,017.02	2,197.82	2,266.41	1,651.03	2,145.23	2,151.17	2,136.91	426.19	1,002.37	1,112.86	1,319.57	1,552.42	19,979.00
Lamar	1,692.21	1,527.63	1,580.20	1,007.58	1,157.27	1,241.62	570.40	419.52	420.71	443.28	487.24	880.47	11,428.13
DSC	821.40	853.85	833.39	833.99	676.00	540.56	381.37	359.37	358.79	338.60	350.48	489.47	6,837.27
Athletics	2,409.03	2,148.83	1,689.16	1,531.17	1,493.16	1,534.38	1,398.14	1,357.39	1,411.05	1,397.33	1,481.61	2,762.80	20,614.05
Transportation	209.18	216.13	211.19	229.02	218.34	232.58	211.21	210.01	213.58	219.52	236.15	265.84	2,672.75
Total	12,387.39	14,501.71	10,987.84	9,534.59	9,977.95	10,587.30	7,439.39	4,823.91	5,518.78	5,890.94	5,791.81	9,833.78	107,275.39

2020-2021	Sep	Oct	Nov	Dec	Jan	Feb	Mar	Apr	May	Jun	Jul	Aug	Total
High School	1,706.46	1,733.80	1,646.64	1,322.04	1,454.25	1,445.60	1,687.31	1,857.03	2,196.34	1,093.67	958.10	1,689.35	18,800.59
Junior High	1,038.88	947.49	883.72	796.12	1,287.90	1,981.24	964.53	1,024.66	922.29	646.54	510.89	954.35	12,008.61
Travis	2,010.06	2,228.48	1,994.75	1,491.09	1,776.98	1,613.99	2,390.21	2,458.34	2,276.65	927.28	749.60	1,913.26	21,830.69
Houston	2,158.30	429.75	1,571.43	2,071.10	2,379.71	1,849.32	1,874.70	671.48	460.71	602.63	502.63		

2014-2015	Sep	Oct	Nov	Dec	Jan	Feb	Mar	Apr	May	Jun	Jul	Aug	Total
High School	683.11	898.04	2,314.56	3,189.39	6,979.79	4,960.98	3,357.59	1,090.77	599.70	488.41	310.16	332.32	25,204.82
MW Academy	42.55	44.35	75.06	108.00	162.19	129.68	101.20	50.60	44.88	43.73	42.55	42.55	887.34
Junior High	179.98	321.69	2,086.57	2,939.04	4,704.20	4,512.03	2,914.82	1,414.63	321.79	229.51	96.14	80.58	19,800.98
Travis	151.27	191.48	1,076.30	2,239.43	3,527.54	2,930.93	2,008.71	482.54	243.25	131.09	105.21	107.76	13,195.51
Houston	184.34	270.50	674.38	1,318.07	2,308.13	1,962.78	1,270.92	425.30	292.63	389.34	110.92	81.59	8,558.16
Lamar	269.30	300.16	1,250.85	1,906.05	3,365.52	2,476.42	1,796.05	425.30	292.63	389.34	110.92	81.59	12,471.62
DSC	103.63	125.49	723.16	1,341.20	2,171.46	1,692.91	1,270.92	278.67	125.10	110.92	81.59	51.38	8,076.43
Athletics	42.55	42.55	42.55	42.55	42.55	42.55	42.55	43.48	42.55	42.55	42.55	42.55	511.53
Transportation	88.37	109.27	417.05	1,154.97	1,600.01	1,239.32	908.38	120.10	108.83	93.26	68.56	51.38	5,959.50
Total	1,745.10	2,303.53	8,660.48	14,238.70	24,861.39	19,947.60	13,691.22	4,102.32	1,871.72	1,618.35	831.86	793.62	94,665.89

2015-2016	Sep	Oct	Nov	Dec	Jan	Feb	Mar	Apr	May	Jun	Jul	Aug	Total
High School	551.84	876.92	811.28	3,194.39	4,208.18	4,040.01	1,327.14	736.38	423.32	319.76	244.71	324.89	17,058.82
MW Academy	42.55	42.55	42.55	79.84	90.58	103.41	60.93	48.73	43.42	42.55	43.56	42.55	683.22
Junior High	142.55	226.20	566.32	3,189.08	3,424.80	4,077.63	1,607.25	1,021.59	366.05	224.31	158.07	110.35	15,114.00
Travis	151.31	204.71	469.75	1,921.77	2,598.33	2,675.07	1,318.77	566.16	200.93	124.67	104.21	110.55	10,446.23
Houston	126.79	188.27	253.78	1,116.70	1,573.45	1,877.61	915.62	381.99	144.06	131.26	105.11	106.55	6,921.19
Lamar	181.92	247.71	1,023.00	3,139.21	3,676.37	3,066.41	1,095.53	426.77	165.35	82.22	55.40	51.82	13,211.71
DSC	46.22	48.51	202.30	1,397.68	1,703.64	1,598.46	644.44	240.37	114.28	68.93	58.09	59.97	6,182.89
Athletics	42.55	42.55	42.55	42.55	42.55	42.55	42.55	43.49	42.55	42.55	42.55	42.55	511.54
Transportation	52.36	48.51	56.51	727.89	1,034.43	972.76	693.35	105.41	85.59	88.71	90.35	96.15	4,052.02
Total	1,338.09	1,925.93	3,467.84	14,809.11	18,352.33	18,453.91	7,705.58	3,570.89	1,585.55	1,124.96	902.05	945.38	74,181.62

2016-2017	Sep	Oct	Nov	Dec	Jan	Feb	Mar	Apr	May	Jun	Jul	Aug	Total
High School	604.99	973.81	2,123.93	4,204.14	5,986.69	4,607.88	2,605.42	1,593.29	594.71	313.63	228.21	348.17	24,184.87
MW Academy	42.55	44.25	42.55	107.92	185.50	126.77	128.27	77.07	43.59	42.55	43.23	42.55	927.30
Junior High	183.91	262.38	527.74	2,586.04	3,696.92	4,908.83	1,805.30	772.50	447.72	347.24	192.35	86.83	15,817.76
Travis	149.29	194.26	351.21	2,030.50	3,476.95	2,773.33	1,039.06	474.97	246.93	164.07	117.23	114.43	11,132.23
Houston	151.95	192.24	309.48	755.98	446.91	359.19	194.99	90.51	86.03	85.10	85.10	85.10	2,842.58
Lamar	129.85	346.88	1,341.96	2,937.79	4,188.51	2,884.89	1,500.08	492.31	246.27	87.76	47.91	59.44	14,263.65
DSC	47.89	50.63	91.98	1,238.59	2,142.99	1,636.62	715.08	298.26	205.58	135.89	85.85	46.95	6,696.31
Athletics	42.55	42.55	42.55	42.55	42.55	42.55	42.55	43.49	42.55	42.55	42.55	42.55	511.54
Transportation	96.04	107.23	164.20	826.59	1,630.72	1,389.34	280.51	134.65	88.79	74.14	63.51	44.02	4,899.74
Total	1,449.02	2,214.23	4,995.60	14,730.10	21,797.74	18,729.40	8,311.26	3,977.05	2,002.17	1,292.93	906.44	870.04	81,275.98

2017-2018	Sep	Oct	Nov	Dec	Jan	Feb	Mar	Apr	May	Jun	Jul	Aug	Total
High School	615.95	740.47	1,026.91	3,569.45	7,600.59	5,612.48	2,846.87	759.23	569.07	213.11	373.85	430.83	24,358.87
MW Academy	42.55	42.55	63.93	122.50	308.31	182.05	147.66	72.57	55.69	42.55	43.93	42.55	1,166.84
Junior High	163.62	220.76	844.47	2,651.06	5,403.41	4,533.34	2,360.45	1,263.58	463.54	243.79	223.61	237.34	18,608.97
Travis	143.39	167.96	498.06	2,140.69	4,670.36	3,087.28	2,017.47	818.30	446.94	271.96	302.01	292.44	14,856.86
Houston	85.10	85.10	114.81	301.84	501.29	5,862.55	1,316.94	523.74	271.86	130.19	117.73	130.80	9,441.95
Lamar	111.95	160.16	476.27	1,714.44	4,128.15	3,104.00	1,624.58	708.62	281.09	82.49	76.37	97.72	12,565.84
DSC	46.92	56.96	316.45	1,404.65	2,777.14	2,189.25	1,058.18	340.53	172.98	66.93	65.38	67.04	8,562.41
Athletics	42.55												42.55
Transportation	44.01	44.35	364.21	1,154.11	1,602.85	1,125.52	420.04	134.63	107.77	76.66	75.18	76.83	5,226.16
Total	1,296.04	1,518.31	3,705.11	13,058.74	26,992.10	25,696.47	11,792.19	4,621.20	2,368.94	1,127.68	1,278.06	1,375.61	94,830.45

2018-2019	Sep	Oct	Nov	Dec	Jan	Feb	Mar	Apr	May	Jun	Jul	Aug	Total
High School	661.89	624.07	1,674.62	4,148.47	6,827.47	5,923.24	4,435.73	1,406.14	337.42	288.36	293.75	242.42	26,863.58
MW Academy	42.55	54.78	123.88	304.70	362.89	283.53	248.16	130.12		82.81	91.57	80.26	1,805.25
Junior High	241.49	550.95	1,278.47	3,283.51	4,222.67	3,197.52	2,510.40	961.55	159.99	261.28	180.92	92.96	16,941.71
Travis	181.19	403.37	1,339.50	3,160.76	4,000.28	3,391.25	2,571.19	853.66	69.12	231.18	201.06	174.75	16,577.31
Houston	191.14	284.22	881.11	2,385.71	2,912.38	2,912.38	1,857.70	668.57	59.68	209.10	190.27	163.10	12,069.72
Lamar	252.52	482.74	1,695.63	3,456.13	3,591.56	2,666.21	1,135.88	669.71	105.74	155.07	126.62	85.23	15,421.54
DSC	67.40	164.95	830.08	1,771.29	2,210.28	2,162.66	1,648.35	418.15	106.89	156.65	110.63	84.15	9,731.48
Transportation	75.68	200.57	427.34	1,170.85	2,180.86	1,786.57	1,281.68	386.59	26.63	119.39	105.24	80.26	7,841.66
Total	1,713.86	2,765.65	8,250.63	19,661.42	26,308.39	21,696.22	16,689.09	5,494.49	865.47	1,503.84	1,300.06	1,003.13	107,252.25

2019-2020	Sep	Oct	Nov	Dec	Jan	Feb	Mar	Apr	May	Jun	Jul	Aug	Total
High School	464.81	625.18	1,526.98	7,010.89	4,466.58	3,507.60	1,946.76						28.94
MW Academy	80.26	81.62	116.46	296.18	224.72	186.79	122.41	50.13	81.26	80.26	77.72	78.79	1,476.60
Junior High	142.74	221.36	580.81	3,493.80	2,852.83	2,116.85	656.97	347.04	227.84	195.09	194.24	260.13	11,229.70
Travis	192.36	223.34	616.99	4,396.13	3,111.89	2,707.19	1,530.91	391.33	211.76	180.41	176.79	177.97	14,183.17
Houston	219.09	247.48	526.45	2,964.78	1,801.49	1,516.39	724.71	316.08	183.32	172.28	156.63	171.71	9,000.41
Lamar	120.35	147.06	618.59	4,283.68	1,249.52	1,688.13	890.36	322.54	87.41	82.59	77.72	100.25	10,168.60
DSC	81.54	81.87	326.05	2,127.94	1,769.88	1,338.12	526.54	154.62	152.94	143.43	139.44	151.56	6,993.93
Transportation	81.54	82.33	382.81	1,852.51	1,294.77	975.09	533.94	141.70	100.51	103.67	91.96	91.64	5,732.47
Total	1,382.69	1,710.24	4,695.54	27,132.01	16,771.68	14,036.16	6,932.60	1,723.44	1,045.04	957.73	914.50	1,060.99	78,362.62

2020-2021	Sep	Oct	Nov	Dec	Jan	Feb	Mar	Apr	May	Jun	Jul	Aug	Total
High School	297.29	1,344.73	2,438.19	6,238.04	5,158.02	7,437.69	2,340.61	788.08	563.32	280.27	189.71	492.62	27,568.57
MW Academy	78.31	747.38	227.69	327.49	293.46	259.32	198.64	47.90	85.44	79.06	110.60	109.09	1,937.49
Junior High	193.28	747.38	1,588.53	2,981.87	4,396.13	3,417.63	4,215.46	3,011.99					15,719.56
Travis	179.08	769.96	2,049.26	2,981.87	2,951.05	3,649.25	1,644.94	555.17	4				



BOARD OF TRUSTEES

Agenda Item

MEETING DATE: October 11, 2021

MEETING TYPE:

- Regular Meeting
 Special Meeting

AGENDA ITEM TYPE:

- Action Item
 Non Action Item

DISTRICT GOALS (Check all that apply):

- Academic Competitiveness
 Competitive Work Force
 Promote Community/School Partnerships
 Fiscal Responsibility
 Safe and Secure Schools

TITLE: Annual Investment Report

RECOMMENDED ACTION: As there are no recommended changes to the investment policy or investment strategies, it is recommended that the Annual Investment Report be approved as presented.

BOARD POLICY/STATE REGULATION/LAW REFERENCE (if applicable): Board Policy CDA(LOCAL)

OVERVIEW:


The Superintendent or designees, Paul Hearn or Dorinda Brown, shall serve as the investment officer of the District and shall invest District funds as directed by the Board and in accordance with the District's written investment policy and generally accepted accounting procedures. All investment transactions except investment pool funds and mutual funds shall be executed on a delivery versus payment basis. In addition to the quarterly report required by law and signed by the District's investment officer, a comprehensive report on the investment program and activity shall be presented annually to the Board.

FISCAL IMPACT: N/A Reporting Only

ATTACHMENTS: Annual Investment Report; Board Policy CDA(LOCAL)

DEPARTMENT(S) SUBMITTING FORM: Business and Finance

DEPARTMENT SIGNATURE/APPROVAL:  



**MINERAL WELLS INDEPENDENT
SCHOOL DISTRICT**

PAUL HEARN, CPA
CHIEF FINANCIAL OFFICER

906 S.W. 5th Ave. □ Mineral Wells, TX 76067 □ 940-325-6404 Ext. 5113 □ phearn@mwisd.net

October 11, 2021

To: Board of Trustees, Mineral Wells I.S.D.
RE: Annual Investment Report

In compliance with the District's investment policy and strategies, investment of funds were made during the year in the Lone Star Investment Pool and our depository interest bearing accounts. Investments in Lone Star Investment Pool's Government Overnight Fund become available the next working day following a withdrawal request.

The average annual yield for Lone Star Investments was 0.0357% for 2020-2021.

Funds in First Financial Bank interest bearing accounts earned an average of 0.12% during the 2020-2021 fiscal year. Interest rates decreased during the year.

Current investment policies and strategies will be followed for the 2021-2022 fiscal year. The District will invest funds in the depository interest bearing accounts, Lone Start Investment pool and certificates of deposits based on liquidity needs and best yield.

Sincerely,

Paul Hearn, CPA
Chief Financial Officer

MINERAL WELLS INDEPENDENT SCHOOL DISTRICT
INVESTMENT TRANSACTION REPORT
FOR THE QUARTER ENDED AUGUST 31, 2021

I. INVESTMENT POSITION AS OF August 31, 2021

	<u>Cash</u>	<u>CD's</u>	<u>Lone Star</u>	<u>Total</u>
General Fund	\$ 6,011,438.17	\$ 0.00	\$ 7,143.30	\$ 6,018,581.47
Special Revenue	909,355.04	0.00	3.85	909,358.89
Debt Service	518,500.89	0.00	0.05	518,500.94
Internal Service	388,953.67	0.00	93,181.48	482,135.15
Trust & Agency	376,306.26	0.00	0.00	376,306.26
Total as of August 31, 2021	<u>\$ 8,204,554.03</u>	<u>\$ 0.00</u>	<u>\$ 100,328.68</u>	<u>\$ 8,304,882.71</u>

II. LONE STAR INVESTMENT POOL

The Pool invests solely in obligations of the U.S. Government and its agencies and instrumentalities and in certain other high-quality investments secured by or consisting of such securities. Pool investments are confined to those of the highest quality under the Public Funds Investment Act (U.S. Government obligations), thus effectively eliminating credit risk. Interest rate risk associated with the Pool is low; all securities held by the Pool are required to have a maximum maturity of no more than three years from the date of purchase. Each Fund within the Pool has received the highest rating, that of AAA, from Standard & Poor's as required by the Public Funds Investment Act. The Government Overnight Fund's book value and market value are materially the same. Average rates for the Government Overnight Fund for the months of June, July, and August, 2021 were 0.0051%, 0.0051% and 0.0051% respectively.

The beginning balance in the General Fund's Government Overnight Fund was \$7,143.21. Interest of \$0.09 was deposited during the quarter, resulting in an ending balance of \$7,143.30 as of August 31, 2021.

The beginning balance in the Food Service Fund's Government Overnight Fund was \$3.85. No Interest was deposited during the quarter, resulting in an ending balance of \$3.85 as of August 31, 2021.

The beginning balance in the Internal Service Fund's (Insurance Fund) Government Overnight Fund was \$93,180.28. Interest of \$1.20 was deposited during the quarter, resulting in an ending balance of \$93,181.48 as of August 31, 2021.

The beginning balance in the Debt Service Fund's Government Overnight Fund was \$.05. No interest was deposited during the quarter, resulting in an ending balance of \$.05 as of August 31, 2021.

The above transactions were in compliance with the District's investment policy and relevant provisions of law.



Paul Hearn, Chief Financial Officer / Investment Officer



Dorinda Brown, Accountant / Investment Officer

Investment Authority

The Superintendent or other person designated by Board resolution shall serve as the investment officer of the District and shall invest District funds as directed by the Board and in accordance with the District's written investment policy and generally accepted accounting procedures. All investment transactions except investment pool funds and mutual funds shall be settled on a delivery versus payment basis.

**Approved
Investment
Instruments**

From those investments authorized by law and described further in CDA(LEGAL) under Authorized Investments, the Board shall permit investment of District funds, including bond proceeds and pledged revenue to the extent allowed by law, in only the following investment types, consistent with the strategies and maturities defined in this policy:

1. Obligations of, or guaranteed by, governmental entities as permitted by Government Code 2256.009.
2. Certificates of deposit and share certificates as permitted by Government Code 2256.010.
3. Fully collateralized repurchase agreements permitted by Government Code 2256.011.
4. A securities lending program as permitted by Government Code 2256.0115.
5. Banker's acceptances as permitted by Government Code 2256.012.
6. Commercial paper as permitted by Government Code 2256.013.
7. No-load mutual funds, except for bond proceeds, and no-load money market mutual funds, as permitted by Government Code 2256.014.
8. A guaranteed investment contract as an investment vehicle for bond proceeds, provided it meets the criteria and eligibility requirements established by Government Code 2256.015.
9. Public funds investment pools as permitted by Government Code 2256.016.

Safety

The primary goal of the investment program is to ensure safety of principal, to maintain liquidity, and to maximize financial returns within current market conditions in accordance with this policy. Investments shall be made in a manner that ensures the preservation of capital in the overall portfolio, and offsets during a 12-month period any market price losses resulting from interest-rate fluctua-

tions by income received from the balance of the portfolio. No individual investment transaction shall be undertaken that jeopardizes the total capital position of the overall portfolio.

**Investment
Management**

In accordance with Government Code 2256.005(b)(3), the quality and capability of investment management for District funds shall be in accordance with the standard of care, investment training, and other requirements set forth in Government Code Chapter 2256.

**Liquidity and
Maturity**

Any internally created pool fund group of the District shall have a maximum dollar weighted maturity of 180 days. The maximum allowable stated maturity of any other individual investment owned by the District shall not exceed one year from the time of purchase. The Board may specifically authorize a longer maturity for a given investment, within legal limits.

The District's investment portfolio shall have sufficient liquidity to meet anticipated cash flow requirements.

Diversity

The investment portfolio shall be diversified in terms of investment instruments, maturity scheduling, and financial institutions to reduce risk of loss resulting from overconcentration of assets in a specific class of investments, specific maturity, or specific issuer.

**Monitoring Market
Prices**

The investment officer shall monitor the investment portfolio and shall keep the Board informed of significant changes in the market value of the District's investment portfolio. Information sources may include financial/investment publications and electronic media, available software for tracking investments, depository banks, commercial or investment banks, financial advisers, and representatives/advisers of investment pools or money market funds. Monitoring shall be done at least quarterly, as required by law, and more often as economic conditions warrant by using appropriate reports, indices, or benchmarks for the type of investment.

**Monitoring Rating
Changes**

In accordance with Government Code 2256.005(b), the investment officer shall develop a procedure to monitor changes in investment ratings and to liquidate investments that do not maintain satisfactory ratings.

Funds/Strategies

Investments of the following fund categories shall be consistent with this policy and in accordance with the applicable strategy defined below. All strategies described below for the investment of a particular fund should be based on an understanding of the suitability of an investment to the financial requirements of the District and consider preservation and safety of principal, liquidity, marketability of an investment if the need arises to liquidate before maturity, diversification of the investment portfolio, and yield.

OTHER REVENUES
INVESTMENTS

CDA
(LOCAL)

Operating Funds	Investment strategies for operating funds (including any commingled pools containing operating funds) shall have as their primary objectives preservation and safety of principal, investment liquidity, and maturity sufficient to meet anticipated cash flow requirements.
Custodial Funds	Investment strategies for custodial funds shall have as their primary objectives preservation and safety of principal, investment liquidity, and maturity sufficient to meet anticipated cash flow requirements.
Debt Service Funds	Investment strategies for debt service funds shall have as their primary objective sufficient investment liquidity to timely meet debt service payment obligations in accordance with provisions in the bond documents. Maturities longer than one year are authorized provided legal limits are not exceeded.
Capital Project Funds	Investment strategies for capital project funds shall have as their primary objective sufficient investment liquidity to timely meet capital project obligations. Maturities longer than one year are authorized provided legal limits are not exceeded.
Safekeeping and Custody	The District shall retain clearly marked receipts providing proof of the District's ownership. The District may delegate, however, to an investment pool the authority to hold legal title as custodian of investments purchased with District funds by the investment pool.
Sellers of Investments	<p>Prior to handling investments on behalf of the District, a broker/dealer or a qualified representative of a business organization must submit required written documents in accordance with law. [See Sellers of Investments, CDA(LEGAL)]</p> <p>Representatives of brokers/dealers shall be registered with the Texas State Securities Board and must have membership in the Securities Investor Protection Corporation (SIPC) and be in good standing with the Financial Industry Regulatory Authority (FINRA).</p>
Soliciting Bids for CDs	In order to get the best return on its investments, the District may solicit bids for certificates of deposit in writing, by telephone, or electronically, or by a combination of these methods.
Interest Rate Risk	<p>To reduce exposure to changes in interest rates that could adversely affect the value of investments, the District shall use final and weighted-average-maturity limits and diversification.</p> <p>The District shall monitor interest rate risk using weighted average maturity and specific identification.</p>
Internal Controls	A system of internal controls shall be established and documented in writing and must include specific procedures designating who has authority to withdraw funds. Also, they shall be designed to

protect against losses of public funds arising from fraud, employee error, misrepresentation by third parties, unanticipated changes in financial markets, or imprudent actions by employees and officers of the District. Controls deemed most important shall include:

1. Separation of transaction authority from accounting and recordkeeping and electronic transfer of funds.
2. Avoidance of collusion.
3. Custodial safekeeping.
4. Clear delegation of authority.
5. Written confirmation of telephone transactions.
6. Documentation of dealer questionnaires, quotations and bids, evaluations, transactions, and rationale.
7. Avoidance of bearer-form securities.

These controls shall be reviewed by the District's independent auditing firm.

Annual Review

The Board shall review this investment policy and investment strategies not less than annually and shall document its review in writing, which shall include whether any changes were made to either the investment policy or investment strategies.

Annual Audit

In conjunction with the annual financial audit, the District shall perform a compliance audit of management controls on investments and adherence to the District's established investment policies.



BOARD OF TRUSTEES Agenda Item

MEETING DATE: October 11, 2021

MEETING TYPE:

- Regular Meeting
- Special Meeting

AGENDA ITEM TYPE:

- Action Item
- Non Action Item

DISTRICT GOALS (Check all that apply):

- Academic Competitiveness
- Competitive Work Force
- Promote Community/School Partnerships
- Fiscal Responsibility
- Safe and Secure Schools

TITLE: Minutes of the September 13, 2021 Meeting of the Board

RECOMMENDED ACTION: It is recommended that the September 13, 2021 minutes be approved as presented.

BOARD POLICY/STATE REGULATION/LAW REFERENCE (if applicable): Board Policy BE(LOCAL)

OVERVIEW:

Review and approve minutes from September 13, 2021 meeting of the Board of Trustees.

FISCAL IMPACT: N/A

ATTACHMENTS: Minutes

DEPARTMENT(S) SUBMITTING FORM: Superintendent

DEPARTMENT SIGNATURE/APPROVAL: 

**MINERAL WELLS INDEPENDENT SCHOOL DISTRICT
MINERAL WELLS, TEXAS**

SUBJECT: Minutes of Workshop/Regular Board Meeting
PLACE: Boardroom/District Services Complex
DATE: September 13, 2021
TIME: 5:30 p.m.

Board Members Present: Maria Jones, President
Donna Henderson
Greg Malone
Lauretta Poole
Joe Ruelas

Board Members Absent: Sunny Lee, Vice President
Scott Elder

Central Administrators Present: John Kuhn, Superintendent
David Tarver, Assistant Superintendent
Angie Myrick, Executive Director of Curriculum
Natalie Griffin, Executive Director of Special Programs
Paul Hearn, Chief Financial Officer

Call to Order/Establish Quorum: The regular meeting was called to order at 5:30 p.m. by President Maria Jones. Let the record show that a quorum of board members was present, that this meeting had been duly called, and that notice of this meeting had been posted.

Board Workshop/Dinner: The Board workshop started at 5:30 p.m. and ended at 6:22 p.m. No action was taken during the workshop.

Closed Session – Texas Government Code 551.074: The Board adjourned into closed session at 6:22 p.m. The closed session ended at 7:00 p.m. No action was taken in closed session.

Open Session: The Board reconvened in open session at 7:00 p.m.

Prayer: Donna Henderson opened the meeting with prayer.

Pledges – U.S./Texas Flags: The Board led the audience in the pledges of allegiance.

Mission & Vision Statements: Greg Malone read the Mission and Vision Statements.

Public Comment: None

**Comments, Compliments,
Recognition:**

Karyn Bullock, Communications Director, recognized the Mineral Wells Area Chamber of Commerce for being a Partner in Education to MWISD. They are a community stakeholder and valuable partner in public education. They have been a source of career guidance, apprenticeship, internship, and part-time job opportunities for our students. They provided monetary donations to our MWISD Board of Trustees scholarship fund. They provide information through the Chamber News Flash, digital marquee, social media, and provide informational packets to each new teacher.

President's Report:

Maria Jones, Board President, announced November 15, 2021, will be the date for the Team of Sixteen Training. She also stated that members of the Board will be attending the TASA/TASB Convention in Dallas, TX on September 23-25.

Superintendent's Report:

A. Enrollment Report

Dr. Kuhn, Superintendent, reported that we have 103 more students than this time last year. Pre-K enrollment has bounced back and our numbers are closer to what we had before COVID-19.

B. Accountability Update

Angie Myrick, Director of Curriculum, presented information on how COVID-19 affected us and how we will be rated for the 2021-2022 school year.

C. Construction Update

Bobby Mori, Maintenance Director, along with Darrell Durant, Builder, and Tim Hopkins, Architect, provided information on the progress of the New Ag Facility. All forms have been poured, and progress will be seen when the metal for the building is delivered. There have been multiple delays due to weather, COVID-19, and material and supply shortages. The completion date still remains to be on target for the end of December.

Consent Agenda Items:

- A. Monthly Financial Reports and Accounts Payable Listing**
- B. Water/Electricity/Gas Reports**
- C. Minutes of the August 9, 2021 Regular Meeting and Minutes of the August 26 Special Meeting**

Joe Ruelas moved and Greg Malone seconded a motion to approve the consent agenda items as presented. The motion carried 5-0. (copies attached)

Consider and Take Action on the Amended 2021-2022 Compensation Plan

Joe Ruelas moved and Greg Malone seconded a motion to approve the Amended 2021-2022 Compensation Plan which would allow the substitute pay to be raised. The motion carried 5-0.

Consider Approval of the School Resource Officer Program Agreement and First and Second Amendments to the Agreement between the City of Mineral Wells and MWISD for the 2021-2022 School Year

Greg Malone moved and Donna Henderson seconded a motion to approve the School Resource Officer Program Agreement and First and Second Amendments to the Agreement between the City of Mineral Wells and MWISD for the 2021-2022 School Year. The motion carried 4-0, Laretta Poole abstained from the vote. (copies attached)

Consider Approval of Memorandum of Understanding for Facility Use Program between the City of Mineral Wells and MWISD

Donna Henderson moved and Joe Ruelas seconded a motion to approve the Memorandum of Understanding for Facility Use Program between the City of Mineral Wells and MWISD. The motion carried 5-0. (copies attached)

Consider Approval of Interlocal Agreement for Emergency Medical Service

Donna Henderson moved and Laretta Poole seconded a motion to approve the Interlocal Agreement for Emergency Medical Service. The motion carried 5-0. (copies attached)

Consider Authorization of Superintendent to withdraw MWISD from the Palo Pinto County Shared Services Arrangement and withdraw MWISD as fiscal agent of the Palo Pinto County Shared Services Arrangement

Maria Jones, Board President, moved and Donna Henderson seconded a motion to Authorize Superintendent to withdraw MWISD from the PPCSSA and withdraw MWISD as fiscal agent of the PPCSSA. The motion carried 5-0. (copies attached)

Information Items:

The Board received calendars for the months of September, and October 2021. (copies attached)

Adjournment:

Upon a motion by Joe Ruelas and a second by Greg Malone, the meeting was adjourned at 7:58 p.m. The motion carried 5-0.

Maria Jones, President

Scott Elder, Secretary

SC



BOARD OF TRUSTEES Agenda Item

MEETING DATE: October 11, 2021

MEETING TYPE:

- Regular Meeting
- Special Meeting

AGENDA ITEM TYPE:

- Action Item
- Non Action Item

DISTRICT GOALS (Check all that apply):

- Academic Competitiveness
- Competitive Work Force
- Promote Community/School Partnerships
- Fiscal Responsibility
- Safe and Secure Schools

TITLE: Calendars for October and November

RECOMMENDED ACTION: This item is for information only.

BOARD POLICY/STATE REGULATION/LAW REFERENCE (if applicable):

OVERVIEW:

See attached calendars.

FISCAL IMPACT: N/A

ATTACHMENTS: October and November Calendars

DEPARTMENT(S) SUBMITTING FORM: Superintendent

DEPARTMENT SIGNATURE/APPROVAL: 

November 2021

November 2021						
Su	Mo	Tu	We	Th	Fr	Sa
7	1	2	3	4	5	6
14	8	9	10	11	12	13
21	15	16	17	18	19	20
28	22	23	24	25	26	27
	29	30				

December 2021						
Su	Mo	Tu	We	Th	Fr	Sa
			1	2	3	4
5	6	7	8	9	10	11
12	13	14	15	16	17	18
19	20	21	22	23	24	25
26	27	28	29	30	31	

SUNDAY	MONDAY	TUESDAY	WEDNESDAY	THURSDAY	FRIDAY	SATURDAY
Oct 31	Nov 1 Student & Staff Holiday - Edlio Calendar	2 5:00pm MWJH Rams Football vs. Springtown - Edlio 5:00pm Lady Rams Basketball vs.	3	4 5:00pm 9th/JV Football @ Bridgeport (Bridgeport High School (1 Maroon Dr, Bridgeport, TX	5 End of 2nd Six Weeks - Edlio Calendar 7:00pm Rams Varsity Football vs Bridgeport (Senior	6
7	8 Beginning of 3rd Six Weeks - Edlio Calendar 7:00pm MWISD Monthly Board Meeting - Edlio	9 4:30am Lady Rams Basketball @ Venus (Venus High School (12 Bulldog Dr, Venus, TX 76084))	10	11 11:00am Veterans Day Celebration (Ram Stadium) - Edlio Calendar	12 5:00pm Lady Rams JV & Varsity Basketball vs. Hico (Mineral Wells High School (3801 Ram Blvd, Mineral	13
14 World Diabetes Day - Edlio Calendar	15	16 5:00pm MWHS Rams Basketball vs. Benbrook (Mineral 5:00pm Lady Rams Basketball vs.	17 Education Support Professionals Day - Edlio Calendar	18 Lady Rams Basketball @ Hamilton Tournament (Hamilton High School (611 S College St, H	19 MWISD Early Release All Students - Edlio Substitute Educators 5:00pm MWHS Rams	20
21	22 10:00am MWHS Rams Basketball@ 5:00pm Lady Rams Basketball vs.	23	24 Varsity Rams Basketball @ Northside (Northside High School (2211	25	26 Student & Staff Holiday - Edlio Calendar	27
28	29	30 5:00pm Lady Rams Basketball vs. Ft. Worth Southwest 5:00pm MWHS Rams Basketball vs. Millsap	Dec 1	2	3	4

October 2021

October 2021							November 2021						
Su	Mo	Tu	We	Th	Fr	Sa	Su	Mo	Tu	We	Th	Fr	Sa
3	4	5	6	7	8	9	7	8	9	10	11	12	13
10	11	12	13	14	15	16	14	15	16	17	18	19	20
17	18	19	20	21	22	23	21	22	23	24	25	26	27
24	25	26	27	28	29	30	28	29	30				
31													

SUNDAY	MONDAY	TUESDAY	WEDNESDAY	THURSDAY	FRIDAY	SATURDAY
Sep 26	27	28	29	30	Oct 1	2
National Principals Month - Edlio Calendar						
					Learning Disabilities	Mineral Wells
					National Bullying	Invitational Marching
					4:30pm Lady Rams	MWHS Cross Country @
3	4	5	6	7	8	9
National Principals Month - Edlio Calendar						
		5:00pm MWJH Rams Football vs. Azle -			4:00pm MWHS Tennis vs. Iowa Park (Iowa)	Parent-Teacher
		5:00pm Lady Rams			5:00pm 9th/JV vs. Iowa	5:00pm Lady Rams
10	11	12	13	14	15	16
National Principals Month - Edlio Calendar						
National School Lunch Week - Edlio Calendar						
Student & Staff Holiday		4:30pm Lady Rams	MWHS Cross Country		4:30pm Lady Rams	Regional Marching Band Contest - Edlio Calendar
7:00pm MWISD Monthly		5:00pm MWJH Rams	5:00pm 9th/JV Football		7:00pm Rams Varsity	
17	18	19	20	21	22	23
National Principals Month - Edlio Calendar						
National School Bus Safety Week - Edlio Calendar						
		5:00pm Lady Rams			4:30pm Mineral Wells Lady Rams vs.	Red Ribbon Week - Edlio Cal
		5:00pm MWJH Rams				
24	25	26	27	28	29	30
National Principals Month - Edlio Calendar						
Red Ribbon Week - Edlio Calendar						
4:30pm Lady Rams Volleyball @ Graham		5:00pm MWJH Rams Football vs. Marine	5:00pm 9th/JV Football vs. Graham (Ram)		MWISD Early Release All	Area 2A Marching Band Contest at Ram
					7:00pm Rams Varsity	10:00am Lady Rams
31	Nov 1	2	3	4	5	6
National Principals Month -						