

Agenda of Board Workshop/Regular Meeting

The Board of Trustees Mineral Wells ISD

A Board Workshop/Regular Meeting of the Board of Trustees of Mineral Wells ISD will be held Monday, September 13, 2021, beginning at 5:30 PM in the District Services Complex.

The subjects to be discussed or considered or upon which any formal action may be taken are listed below. Items do not have to be taken in the same order as shown on this meeting notice. Unless removed from the consent agenda, items identified within the consent agenda will be acted on at one time.

1. **Call to Order/Establish Quorum**
2. **Board Workshop/Dinner - No Action Will Be Taken**
3. **Closed Session - Texas Government Code §551.074**
 - A. Texas Government Code 551.074
 - 1) Employment/Appointment/Reassignment/Evaluation/Compensation/Duties of Personnel
 - 2) Renewal/Nonrenewal/Assignment/Reassignment/Probationary Status/Return to Probationary Status/Continuing Status of District Personnel
4. **Open Session - 7:00 p.m.**
5. **Prayer**
6. **Pledges - U.S./Texas Flags**
7. **Mission & Vision Statements**
8. **Public Comment**
9. **Comments, Compliments, Recognition**

Presenter: Karyn Bullock, Communications Director

 - A. Partner in Education - September - Chamber of Commerce
10. **President's Report**
 - A. Team of Sixteen Training - November 15, 2021 6:00 - 8:00 p.m.
 - B. TASA/TASB Annual Convention - Dallas, TX September 23-26
11. **Superintendent's Reports**
 - A. Enrollment Report 3
 - B. Accountability Update 5

Presenter: Angie Myrick, Executive Director of Curriculum, Instruction, and Assessment

 - C. Construction Update

	Presenter: Bobby Mori	
12. Consent Agenda Items		
A. Monthly Financial Reports and Accounts Payable Listing		63
B. Water/Electricity/Gas Reports		83
C. Minutes of the August 9 Regular Meeting and August 26 Special Meetings of the Board		87
13. Consider and Take Action on the Amended 2021-2022 Compensation Plan		94
Presenter: David Tarver, Assistant Superintendent		
14. Consider Approval of the School Resource Officer Program Agreement and First and Second Amendments to the Agreement between the City of Mineral Wells and MWISD for the 2021-2022 School Year.		106
Presenter: Dr. John Kuhn, Superintendent		
15. Consider Approval of Memorandum of Understanding for Facility Use Program between the City of Mineral Wells and MWISD		116
Presenter: Dr. John Kuhn, Superintendent		
16. Consider Approval of Interlocal Agreement for Emergency Medical Service		120
Presenter: Dr. John Kuhn, Superintendent		
17. Consider authorization of Superintendent to withdraw Mineral Wells Independent School District from the Palo Pinto County Shared Services Arrangement and withdraw Mineral Wells Independent School District as fiscal agent of the Palo Pinto County Shared Services Arrangement		128
Presenter: Dr. John Kuhn, Superintendent		
18. Information		
A. Calendars for September and October		131
19. Vote on Closed Session Items		
20. Adjournment		



BOARD OF TRUSTEES

Agenda Item

MEETING DATE: September 13, 2021

MEETING TYPE:

- Regular Meeting
- Special Meeting

AGENDA ITEM TYPE:

- Action Item
- Non Action Item

DISTRICT GOALS (Check all that apply):

- Academic Competitiveness
- Competitive Work Force
- Promote Community/School Partnerships
- Fiscal Responsibility
- Safe and Secure Schools

TITLE: Enrollment Comparison August 2021

RECOMMENDED ACTION: This item is for information only.

BOARD POLICY/STATE REGULATION/LAW REFERENCE (if applicable):

OVERVIEW:

See attached Report

FISCAL IMPACT: Rising enrollment results in revenue increase.

ATTACHMENTS: MWISD Enrollment Comparison/Campus Summary Report

DEPARTMENT(S) SUBMITTING FORM: Superintendent

DEPARTMENT SIGNATURE/APPROVAL: 

Mineral Wells I.S.D. Monthly Board Report as of August 31st (10 Days of School)

Total # of Students:	3245
Refined ADA:	2855.90
% of Attendance:	93.16%

Campus	Total Student Enrollment	Refined ADA	% Attendance
Mineral Wells H.S.	896	800.00	91.11%
Academy	19	12.50	79.62%
Mineral Wells Jr High	502	457.30	92.98%
Travis Elementary	681	639.60	94.85%
Houston Elementary	477	446.10	95.42%
Lamar Elementary	670	500.40	92.98%
Total	3245		

6 Year Enrollment Comparison

Grade	2016-2017	2017-2018	2018-2019	2019-2020	2020-2021	2021-2022
EE	21	19	10	13	15	15
PK	227	211	218	221	142	193
K	199	272	247	265	240	206
1st	240	204	269	242	239	256
2nd	260	223	208	255	247	230
3rd	226	263	228	217	239	247
4th	260	229	248	225	205	242
5th	263	254	229	241	211	221
6th	214	262	255	232	239	218
7th	224	226	264	264	241	253
8th	224	229	222	252	272	249
9th	251	237	252	253	257	291
10th	251	219	207	196	229	237
11th	222	214	199	178	196	196
12th	188	205	204	184	150	172
Aca	26	40	20	10	20	19
Total	3,296	3,307	3,280	3,248	3,142	3,245



BOARD OF TRUSTEES Agenda Item

MEETING DATE: 9/13/21

MEETING TYPE:

- Regular Meeting
- Special Meeting

AGENDA ITEM TYPE:

- Action Item
- Non-Action Item

BOARD GOALS (check all that apply)

Academic Goals

- Academic Competitiveness
 - Early Literacy (HB3)
 - Early Math (HB3)
 - Other
- Career Certifications (HB3)

Operational Goals

- Promote Community/School Partnerships
- Fiscal Responsibility
- Safe and Secure Schools

TITLE: 2021 School Accountability

RECOMMENDED ACTION: No action required - informational purposes only

BOARD POLICY/STATE REGULATION/LAW REFERENCE (if applicable):

OVERVIEW:

Given the impact of COVID-19, all districts and schools received a label of Not Rated: Declared State of Disaster for their 2020 and 2021 accountability ratings. Although A–F ratings were not assigned, all available accountability data is attached.

MWISD will continue working through improvement plans that were developed during the 2020-2021 school year for the Closing the Gaps Domain and Progress Measures Domain.

FISCAL IMPACT: _____

ATTACHMENTS: 2021 School Accountability

DEPARTMENT(S) SUBMITTING FORM: Curriculum

DEPARTMENT SIGNATURE/APPROVAL: _____
[Handwritten signatures]

Student Enrollment Details 3,110 Students Enrolled **Address** 906 S W 5TH AVE, MINERAL WELLS, TX 76067

DISTRICT OVERVIEW 2020-21

HOW WELL DID THIS DISTRICT PERFORM

OVERALL?

NOT RATED

This shows how well this district prepared students for success, both in school and after high school in college, a career, or the military.

CHANGE OVER TIME

2018-19
B
84 out of 100

2019-20
Not Rated
N/A out of 100

2020-21
Not Rated
N/A out of 100

This section showcases annually the overall grade of this district to showcase their improvement over time. The overall grade is based on performance in the three domains listed below.

OVERALL PERFORMANCE DETAILS



STUDENT ACHIEVEMENT

This domain is not rated.

Student Achievement shows how much students know and are able to do at the end of the school year.



SCHOOL PROGRESS

This domain is not rated.

School Progress shows how students perform over time and how that growth compares to similar schools.



CLOSING THE GAPS

This domain is not rated.

The Closing the Gaps domain tells us how well different populations of students in a district are performing.

Student Enrollment Details 3,110 Students Enrolled **Address** 906 S W 5TH AVE, MINERAL WELLS, TX 76067

HOW ARE SCORES CALCULATED?

STUDENT ACHIEVEMENT

This domain is not rated.

SCHOOL PROGRESS

This domain is not rated.

CLOSING THE GAPS

This domain is not rated.

FINANCE SUMMARY 2019-20

HOW MUCH DID THIS DISTRICT RECEIVE COMPARED TO OTHERS?

\$12,894.0
per student




Fiscal Peer Minimum:
\$8,503

Fiscal Peer Maximum:
\$40,205

Fiscal Peer Average: \$12,887

FINANCIAL INTEGRITY RATING SYSTEM OF TEXAS (FIRST) FOR 2020-21 (BASED ON FY 2020 DATA)



88 out of 100

**Texas Education Agency
2021 Accountability Ratings Overall Summary
MINERAL WELLS ISD (182903)**

*** Confidential ***

Accountability Data Summary

Student Achievement Raw Component Score	
STAAR Performance	35
College, Career and Military Readiness	53
Graduation Rate	99
School Progress Raw Component Score	
Academic Growth	N/A
Relative Performance (Eco Dis: 80.5%)	44
Closing the Gaps % of Indicators Met	
Academic Achievement Status	10%
Growth Status	N/A
Graduation Status	100%
English Language Proficiency Status	0%
Student Success Status	8%
School Quality Status	83%
% Participation (All Tests)	
2018-19	100%
2020-21	96%

Distinction Designations

Distinction designations were not awarded in 2021.

**Texas Education Agency
2021 STAAR Performance
MINERAL WELLS ISD (182903)**

* Confidential *

Calculation Report

STAAR Performance	Reading	Mathematics	Writing	Science	Social Studies	Totals	Percentages
Total Tests	1,756	1,476	406	683	441	4,762	
Approaches GL or Above	1,071	923	182	454	291	2,921	61%
Meets GL or Above	571	457	73	234	166	1,501	32%
Masters GL	167	163	19	86	87	522	11%
Total Percentage Points							104%
Component Score							35

**Texas Education Agency
2021 STAAR Performance
MINERAL WELLS ISD (182903)**

* Confidential *

Data Table

	All Students	African American	Hispanic	White	American Indian	Asian	Pacific Islander	Two or More Races	Econ Disadv	EL (Current)	EL (Current & Monitored)	Special Ed (Current)	Special Ed (Former)	Continuously Enrolled	Non-Continuously Enrolled
All Subjects															
Percent of Tests															
At Approaches GL Standard or Above	61%	51%	59%	63%	33%	88%	100%	74%	58%	52%	57%	36%	54%	62%	58%
At Meets GL Standard or Above	32%	22%	28%	35%	0%	50%	50%	42%	28%	15%	20%	26%	23%	32%	30%
At Masters GL Standard	11%	4%	10%	12%	0%	31%	0%	21%	9%	5%	7%	8%	8%	11%	11%
Number of Tests															
At Approaches GL Standard or Above	2,921	71	1,308	1,403	2	23	2	112	2,260	302	454	175	33	2,331	590
At Meets GL Standard or Above	1,501	30	620	773	0	13	1	64	1,076	85	164	124	14	1,194	307
At Masters GL Standard	522	6	211	265	0	8	0	32	365	29	55	41	5	408	114
Total Tests	4,762	138	2,199	2,239	6	26	2	152	3,866	586	802	484	61	3,747	1,015
Participation															
% participation 2018-19	100%	98%	100%	99%	100%	100%	-	100%	99%	100%	100%	99%	100%	100%	99%
% participation 2020-21	96%	90%	97%	95%	100%	84%	100%	94%	96%	99%	99%	92%	100%	96%	94%
ELA/Reading															
Percent of Tests															
At Approaches GL Standard or Above	61%	56%	59%	62%	0%	82%	100%	67%	59%	48%	55%	35%	54%	61%	60%
At Meets GL Standard or Above	33%	24%	29%	36%	0%	55%	100%	41%	29%	14%	20%	24%	17%	32%	33%
At Masters GL Standard	10%	2%	9%	10%	0%	36%	0%	19%	8%	5%	8%	6%	8%	10%	9%
Number of Tests															
At Approaches GL Standard or Above	1,071	28	488	509	0	9	1	36	839	109	167	63	13	848	223
At Meets GL Standard or Above	571	12	239	291	0	6	1	22	416	32	61	43	4	450	121
At Masters GL Standard	167	1	74	78	0	4	0	10	120	12	25	11	2	134	33
Total Tests	1,756	50	821	817	2	11	1	54	1,433	228	302	180	24	1,385	371
Participation															
% participation 2018-19	99%	96%	100%	99%	100%	100%	-	100%	99%	100%	100%	99%	100%	100%	99%
% participation 2020-21	96%	89%	97%	95%	100%	92%	100%	93%	96%	100%	100%	91%	100%	96%	95%
Mathematics															
Percent of Tests															
At Approaches GL Standard or Above	63%	49%	61%	64%	50%	88%	100%	75%	59%	64%	65%	38%	59%	64%	59%
At Meets GL Standard or Above	31%	22%	29%	32%	0%	50%	0%	44%	27%	21%	26%	28%	27%	31%	29%
At Masters GL Standard	11%	4%	10%	12%	0%	25%	0%	19%	9%	6%	8%	12%	9%	11%	11%
Number of Tests															
At Approaches GL Standard or Above	923	22	417	439	1	7	1	36	712	128	178	63	13	742	181
At Meets GL Standard or Above	457	10	199	223	0	4	0	21	328	42	72	46	6	367	90

**Texas Education Agency
2021 STAAR Performance
MINERAL WELLS ISD (182903)**

* Confidential *

	All Students	African American	Hispanic	White	American Indian	Asian	Pacific Islander	Two or More Races	Econ Disadv	EL (Current)	EL (Current & Monitored)	Special Ed (Current)	Special Ed (Former)	Continuously Enrolled	Non-Continuously Enrolled
At Masters GL Standard	163	2	69	81	0	2	0	9	114	13	22	20	2	129	34
Total Tests	1,476	45	684	688	2	8	1	48	1,209	201	272	166	22	1,168	308
Participation															
% participation 2018-19	100%	100%	100%	100%	100%	100%	-	100%	100%	100%	100%	99%	100%	100%	99%
% participation 2020-21	95%	89%	97%	94%	100%	89%	100%	91%	95%	99%	99%	91%	100%	95%	94%
Writing															
Percent of Tests															
At Approaches GL Standard or Above	45%	43%	44%	46%	0%	100%	-	43%	44%	25%	39%	22%	20%	47%	39%
At Meets GL Standard or Above	18%	21%	18%	18%	0%	25%	-	21%	17%	8%	10%	15%	20%	20%	13%
At Masters GL Standard	5%	0%	6%	2%	0%	25%	-	14%	5%	4%	4%	9%	0%	6%	2%
Number of Tests															
At Approaches GL Standard or Above	182	6	84	82	0	4	-	6	145	13	31	10	1	141	41
At Meets GL Standard or Above	73	3	34	32	0	1	-	3	56	4	8	7	1	59	14
At Masters GL Standard	19	0	12	4	0	1	-	2	15	2	3	4	0	17	2
Total Tests	406	14	193	180	1	4	-	14	332	53	80	46	5	302	104
Participation															
% participation 2018-19	100%	100%	100%	100%	-	100%	-	100%	100%	100%	100%	100%	100%	100%	100%
% participation 2020-21	97%	94%	98%	96%	100%	100%	-	100%	96%	100%	99%	94%	100%	96%	98%
Science															
Percent of Tests															
At Approaches GL Standard or Above	66%	53%	63%	68%	100%	100%	-	100%	64%	55%	60%	42%	56%	67%	64%
At Meets GL Standard or Above	34%	21%	27%	40%	0%	50%	-	59%	30%	7%	18%	29%	33%	34%	34%
At Masters GL Standard	13%	11%	8%	15%	0%	0%	-	41%	11%	1%	4%	7%	11%	12%	15%
Number of Tests															
At Approaches GL Standard or Above	454	10	196	223	1	2	-	22	355	41	64	23	5	362	92
At Meets GL Standard or Above	234	4	85	131	0	1	-	13	169	5	19	16	3	186	48
At Masters GL Standard	86	2	25	50	0	0	-	9	62	1	4	4	1	64	22
Total Tests	683	19	310	329	1	2	-	22	558	74	107	55	9	540	143
Participation															
% participation 2018-19	99%	96%	100%	99%	100%	100%	-	100%	99%	100%	100%	100%	100%	100%	98%
% participation 2020-21	95%	90%	96%	96%	100%	50%	-	96%	95%	99%	99%	92%	100%	96%	92%
Social Studies															
Percent of Tests															
At Approaches GL Standard or Above	66%	50%	64%	67%	-	100%	-	86%	63%	37%	34%	43%	100%	68%	60%
At Meets GL Standard or Above	38%	10%	33%	43%	-	100%	-	36%	32%	7%	10%	32%	0%	38%	38%
At Masters GL Standard	20%	10%	16%	23%	-	100%	-	14%	16%	3%	2%	5%	0%	18%	26%

**Texas Education Agency
2021 STAAR Performance
MINERAL WELLS ISD (182903)**

* Confidential *

	All Students	African American	Hispanic	White	American Indian	Asian	Pacific Islander	Two or More Races	Econ Disadv	EL (Current)	EL (Current & Monitored)	Special Ed (Current)	Special Ed (Former)	Continuously Enrolled	Non-Continuously Enrolled	
Number of Tests																
At Approaches GL Standard or Above	291	5	123	150	-	1	-	12	209	11	14	16	1	238	53	
At Meets GL Standard or Above	166	1	63	96	-	1	-	5	107	2	4	12	0	132	34	
At Masters GL Standard	87	1	31	52	-	1	-	2	54	1	1	2	0	64	23	
Total Tests	441	10	191	225	-	1	-	14	334	30	41	37	1	352	89	
Participation																
% participation 2018-19	100%	100%	100%	100%	100%	100%	-	100%	100%	100%	100%	100%	100%	100%	100%	
% participation 2020-21	97%	100%	98%	97%	-	50%	-	100%	97%	100%	100%	91%	100%	98%	95%	

- Indicates there are no students in the group.

**Texas Education Agency
2021 College, Career, and Military Readiness
MINERAL WELLS ISD (182903)**

* Confidential *

Calculation Table

	Annual Graduates	
	Count	Percent
Total		
Total graduates	209	
Total credit for CCMR criteria	110	53%

Data Table

	Annual Graduates	
	Count	Percent
Texas Success Initiative (TSI) Criteria		
Met TSI criteria in both ELA/Reading and Mathematics	39	19%
TSI Criteria - ELA/Reading		
Met TSI criteria for at least one indicator in ELA/Reading	79	38%
Met TSI assessment criteria	68	33%
Met ACT criteria	3	1%
Met SAT criteria	38	18%
Earned credit for a college prep course	2	1%
TSI Criteria - Mathematics		
Met TSI criteria for at least one indicator in Mathematics	43	21%
Met TSI assessment criteria	36	17%
Met ACT criteria	3	1%
Met SAT criteria	18	9%
Earned credit for a college prep course	1	1%
AP/IB Examination		
Met criterion score on an AP/IB exam in any subject	5	2%
Dual Course Credits		
Earned credit for at least 3 hours in ELA or Mathematics or 9 hours in any subject	37	18%
Industry-Based Certifications		
Earned an industry-based certification from approved list	69	33%
Level I or Level II Certificate		
Earned a level I or level II certificate in any workforce education area	9	4%
Associate Degree		
Earned an associate degree while in high school	0	0%
OnRamps Dual Enrollment Course		
Completed an OnRamps course and qualified for at least 3 hours of university or college credit in any subject	40	19%
Graduate with Completed IEP and Workforce Readiness		
Received graduation type code of 04, 05, 54, or 55	1	1%
Special Ed with Advanced Degree Plan		
Identified as receiving special education services and earned an advanced degree plan	4	2%
U.S. Armed Forces*		
Enlisted in the U.S. Armed Forces	N/A	N/A

- Indicates there are no students in the group.

* Due to discrepancies between annual enlistment counts for Texas military enlistees aged 17-19 released by the United States Department of Defense and TSDS PEIMS military enlistment data, military enlistment data is excluded from accountability calculations.

**Texas Education Agency
2021 Graduation Rate
MINERAL WELLS ISD (182903)**

* Confidential *

	All Students	African American	Hispanic	White	American Indian	Asian	Pacific Islander	Two or More Races	Econ Disadv	EL+	Special Ed
4-Year Graduation Rate (Gr 9-12): Class of 2020											
% Graduated	98.1%	75.0%	98.7%	99.2%	100.0%	100.0%	-	66.7%	97.7%	100.0%	91.7%
# Graduated	210	3	77	123	3	2	-	2	129	4	22
Total in Class	214	4	78	124	3	2	-	3	132	4	24
5-Year Extended Graduation Rate (Gr 9-12): Class of 2019											
% Graduated	97.3%	92.9%	98.7%	98.4%	100.0%	-	-	75.0%	95.8%	100.0%	100.0%
# Graduated	217	13	75	121	2	-	-	6	138	3	16
Total in Class	223	14	76	123	2	-	-	8	144	3	16
6-Year Extended Graduation Rate (Gr 9-12): Class of 2018											
% Graduated	98.6%	75.0%	97.7%	100.0%	100.0%	-	-	100.0%	97.7%	100.0%	100.0%
# Graduated	216	3	84	124	1	-	-	4	129	8	14
Total in Class	219	4	86	124	1	-	-	4	132	8	14
Annual Dropout Rate (Gr 9-12): SY 2019-20											
% Dropped Out	0.6%	3.6%	0.6%	0.2%	0.0%	0.0%	0.0%	5.0%	0.5%	0.0%	3.5%
% Dropped Out - Conversion	94.0%										
# Dropped Out	5	1	2	1	0	0	0	1	3	0	3
# of Students	879	28	343	481	2	4	1	20	590	33	86

- + Ever HS ELs are included in the graduation rate. Annual Dropouts are current ELs only.
- Indicates there are no students in the group.

Texas Education Agency
2021 Relative Performance
MINERAL WELLS ISD (182903)

* Confidential *

% Economically Disadvantaged	STAAR and CCMR
80.5	44

**Texas Education Agency
2021 Closing the Gaps
MINERAL WELLS ISD (182903)**

* Confidential *

Status and Data Table

	All Students	African American	Hispanic	White	American Indian	Asian	Pacific Islander	Two or More Races	Econ Disadv	EL (Current & Monitored)+	Special Ed (Current)	Special Ed (Former)	Continuously Enrolled	Non-Continuously Enrolled	Total Met	Total Evaluated
Academic Achievement Status																
ELA/Reading Target	44%	32%	37%	60%	43%	74%	45%	56%	33%	29%	19%	36%	46%	42%		
Target Met	No	No	No	No				No	No	No	Yes		No	No		
% at Meets GL Standard or Above	33%	24%	29%	36%	0%	55%	100%	41%	29%	20%	24%	17%	32%	33%		
# at Meets GL Standard or Above	571	12	239	291	0	6	1	22	416	61	43	4	450	121		
Total Tests	1,756	50	821	817	2	11	1	54	1,433	302	180	24	1,385	371		
Mathematics Target	46%	31%	40%	59%	45%	82%	50%	54%	36%	40%	23%	44%	47%	45%		
Target Met	No	No	No	No				No	No	No	Yes		No	No		
% at Meets GL Standard or Above	31%	22%	29%	32%	0%	50%	0%	44%	27%	26%	28%	27%	31%	29%		
# at Meets GL Standard or Above	457	10	199	223	0	4	0	21	328	72	46	6	367	90		
Total Tests	1,476	45	684	688	2	8	1	48	1,209	272	166	22	1,168	308		
Total Indicators															2	20
Graduation Rate Status																
Target	90%	90%	90%	90%	90%	90%	90%	90%	90%	90%	90%	n/a	n/a	n/a		
Target Met	Yes (1)		Yes (1)	Yes (1)					Yes (1)		Yes (3)					
2019 % Graduated	94.3%	-	96.2%	95.2%	-	-	-	-	92.5%	-	-					
2020 % Graduated	97.7%	75.0%	98.7%	98.4%	100.0%	100.0%	-	66.7%	97.7%	100.0%	88.0%					
2020 # Graduated	211	3	77	124	3	2	-	2	130	4	22					
2020 Total in Class	216	4	78	126	3	2	-	3	133	4	25					
Total Indicators															5	5
English Language Proficiency Status																
Target											36%					
Target Met											No					
TELPAS Progress Rate											33%					
TELPAS Progress											87					
TELPAS Total											265					
Total Indicators															0	1
Student Success Status																
Target	47	36	41	58	46	73	48	55	38	37	23	43	48	45		
Target Met	No	No	No	No		No		No	No	No	Yes	No	No	No		
STAAR Component Score	35	26	32	37	11	56	50	46	32	28	23	28	35	33		

**Texas Education Agency
2021 Closing the Gaps
MINERAL WELLS ISD (182903)**

* Confidential *

	All Students	African American	Hispanic	White	American Indian	Asian	Pacific Islander	Two or More Races	Econ Disadv	EL (Current & Monitored)+	Special Ed (Current)	Special Ed (Former)	Continuously Enrolled	Non-Continuously Enrolled	Total Met	Total Evaluated
% at Approaches GL Standard or Above	61%	51%	59%	63%	33%	88%	100%	74%	58%	57%	36%	54%	62%	58%		
% at Meets GL Standard or Above	32%	22%	28%	35%	0%	50%	50%	42%	28%	20%	26%	23%	32%	30%		
% at Masters GL Standard	11%	4%	10%	12%	0%	31%	0%	21%	9%	7%	8%	8%	11%	11%		
Total Tests	4,762	138	2,199	2,239	6	26	2	152	3,866	802	484	61	3,747	1,015		
Total Indicators															1	12
School Quality Status																
Target	47%	31%	41%	58%	42%	76%	39%	53%	39%	30%	27%	43%	50%	31%		
Target Met	Yes		Yes	No					Yes				Yes	Yes		
% Students Meeting CCMR	51%	17%	53%	52%	100%	100%	-	33%	40%	100%	43%	-	60%	31%		
# Students Meeting CCMR	111	1	40	66	2	1	-	1	51	1	9	-	90	21		
Total Students	216	6	76	128	2	1	-	3	128	1	21	-	149	67		
Total Indicators															5	6
Participation 2018-19																
Target	95%	95%	95%	95%	95%	95%	95%	95%	95%	95%	95%	95%	95%	95%	95%	
ELA/Reading																
% Participation	99%	96%	100%	99%	100%	100%	-	100%	99%	100%	99%	100%	100%	99%		
# Participants	2,068	78	858	1,053	6	9	-	64	1,588	319	203	39	1,532	536		
Total Tests	2,080	81	861	1,059	6	9	-	64	1,599	319	205	39	1,537	543		
Mathematics																
% Participation	100%	100%	100%	100%	100%	100%	-	100%	100%	100%	99%	100%	100%	99%		
# Participants	1,677	66	707	837	2	8	-	57	1,304	289	169	35	1,226	451		
Total Tests	1,683	66	709	841	2	8	-	57	1,310	289	170	35	1,229	454		
Participation 2020-21																
Target	95%	95%	95%	95%	95%	95%	95%	95%	95%	95%	95%	95%	95%	95%	95%	
ELA/Reading																
% Participation	96%	89%	97%	95%	100%	92%	100%	93%	96%	100%	91%	100%	96%	95%		
# Participants	1,862	54	870	868	2	11	1	56	1,519	323	200	26	1,417	445		
Total Tests	1,941	61	893	912	2	12	1	60	1,585	323	219	26	1,471	470		
Mathematics																
% Participation	95%	89%	97%	94%	100%	89%	100%	91%	95%	99%	91%	100%	95%	94%		
# Participants	1,559	49	719	730	2	8	1	50	1,275	282	181	24	1,190	369		
Total Tests	1,639	55	743	774	2	9	1	55	1,343	285	199	24	1,247	392		

- + Ever HS ELs are included in the Federal Graduation Rate.
- Yes (1) Indicates the student group met the four-year long-term graduation rate target of 94.0% and demonstrated improvement of at least 0.1% over the Class of 2015 statewide baseline rate.
- Yes (2) Indicates the student group met the four-year interim graduation rate target of 90.0% and demonstrated improvement of at least 0.1% over the prior year rate.
- Yes (3) Indicates the student group met its four-year graduation rate growth target.
- Indicates there are no students in the group.

Texas Education Agency
2021 Accountability Ratings Overall Summary
MINERAL WELLS H S (182903001) - MINERAL WELLS ISD

* Confidential *

Accountability Data Summary

Student Achievement Raw Component Score	
STAAR Performance	37
College, Career and Military Readiness	63
Graduation Rate	99
School Progress Raw Component Score	
Academic Growth	N/A
Relative Performance (Eco Dis: 74.4%)	50
Closing the Gaps % of Indicators Met	
Academic Achievement Status	20%
Growth Status	N/A
Graduation Status	100%
English Language Proficiency Status	0%
Student Success Status	10%
School Quality Status	100%
% Participation (All Tests)	
2018-19	99%
2020-21	95%

Distinction Designations

Distinction designations were not awarded in 2021.

Texas Education Agency
 2021 STAAR Performance
 MINERAL WELLS H S (182903001) - MINERAL WELLS ISD

* Confidential *

Calculation Report

STAAR Performance	Reading	Mathematics	Writing	Science	Social Studies	Totals	Percentages
Total Tests	478	211		254	185	1,128	
Approaches GL or Above	265	101		183	165	714	63%
Meets GL or Above	193	34		93	118	438	39%
Masters GL	18	3		23	71	115	10%
Total Percentage Points							112%
Component Score							37

**Texas Education Agency
2021 STAAR Performance
MINERAL WELLS H S (182903001) - MINERAL WELLS ISD**

* Confidential *

Data Table

	All Students	African American	Hispanic	White	American Indian	Asian	Pacific Islander	Two or More Races	Econ Disadv	EL (Current)	EL (Current & Monitored)	Special Ed (Current)	Special Ed (Former)	Continuously Enrolled	Non-Continuously Enrolled
All Subjects															
Percent of Tests															
At Approaches GL Standard or Above	63%	56%	61%	65%	-	100%	-	74%	59%	35%	40%	42%	15%	63%	67%
At Meets GL Standard or Above	39%	11%	33%	45%	-	100%	-	53%	34%	7%	8%	33%	15%	37%	46%
At Masters GL Standard	10%	4%	9%	12%	-	40%	-	15%	9%	1%	1%	4%	8%	9%	15%
Number of Tests															
At Approaches GL Standard or Above	714	15	337	332	-	5	-	25	519	33	48	33	2	595	119
At Meets GL Standard or Above	438	3	184	228	-	5	-	18	302	7	10	26	2	356	82
At Masters GL Standard	115	1	47	60	-	2	-	5	76	1	1	3	1	89	26
Total Tests	1,128	27	550	512	-	5	-	34	884	95	121	78	13	950	178
Participation															
% participation 2018-19	99%	94%	99%	99%	100%	100%	-	100%	98%	100%	100%	99%	100%	99%	96%
% participation 2020-21	95%	75%	96%	97%	-	100%	-	86%	95%	98%	99%	97%	100%	96%	91%
ELA/Reading															
Percent of Tests															
At Approaches GL Standard or Above	55%	60%	52%	58%	-	100%	-	62%	51%	20%	25%	34%	20%	54%	62%
At Meets GL Standard or Above	40%	20%	34%	47%	-	100%	-	46%	36%	7%	7%	31%	20%	38%	49%
At Masters GL Standard	4%	0%	3%	4%	-	33%	-	0%	3%	0%	0%	3%	0%	4%	5%
Number of Tests															
At Approaches GL Standard or Above	265	6	121	127	-	3	-	8	195	9	14	11	1	212	53
At Meets GL Standard or Above	193	2	80	102	-	3	-	6	138	3	4	10	1	151	42
At Masters GL Standard	18	0	8	9	-	1	-	0	12	0	0	1	0	14	4
Total Tests	478	10	234	218	-	3	-	13	381	45	55	32	5	393	85
Participation															
% participation 2018-19	98%	90%	99%	99%	100%	-	-	100%	98%	100%	100%	98%	100%	99%	96%
% participation 2020-21	96%	71%	96%	98%	-	100%	-	88%	96%	100%	100%	97%	100%	97%	93%
Mathematics															
Percent of Tests															
At Approaches GL Standard or Above	48%	33%	47%	50%	-	-	-	50%	42%	28%	36%	22%	0%	49%	41%
At Meets GL Standard or Above	16%	0%	15%	17%	-	-	-	38%	13%	0%	0%	22%	0%	18%	4%
At Masters GL Standard	1%	0%	1%	1%	-	-	-	13%	1%	0%	0%	0%	0%	2%	0%
Number of Tests															
At Approaches GL Standard or Above	101	2	48	47	-	-	-	4	70	5	9	4	0	90	11
At Meets GL Standard or Above	34	0	15	16	-	-	-	3	22	0	0	4	0	33	1

**Texas Education Agency
2021 STAAR Performance
MINERAL WELLS H S (182903001) - MINERAL WELLS ISD**

* Confidential *

	All Students	African American	Hispanic	White	American Indian	Asian	Pacific Islander	Two or More Races	Econ Disadv	EL (Current)	EL (Current & Monitored)	Special Ed (Current)	Special Ed (Former)	Continuously Enrolled	Non-Continuously Enrolled
At Masters GL Standard	3	0	1	1	-	-	-	1	1	0	0	0	0	3	0
Total Tests	211	6	103	94	-	-	-	8	168	18	25	18	4	184	27
Participation															
% participation 2018-19	98%	100%	98%	98%	-	-	-	100%	98%	100%	100%	100%	100%	99%	96%
% participation 2020-21	92%	67%	94%	94%	-	-	-	75%	91%	95%	96%	100%	100%	94%	82%
Writing															
Percent of Tests															
At Approaches GL Standard or Above	-	-	-	-	-	-	-	-	-	-	-	-	-	-	-
At Meets GL Standard or Above	-	-	-	-	-	-	-	-	-	-	-	-	-	-	-
At Masters GL Standard	-	-	-	-	-	-	-	-	-	-	-	-	-	-	-
Number of Tests															
At Approaches GL Standard or Above	-	-	-	-	-	-	-	-	-	-	-	-	-	-	-
At Meets GL Standard or Above	-	-	-	-	-	-	-	-	-	-	-	-	-	-	-
At Masters GL Standard	-	-	-	-	-	-	-	-	-	-	-	-	-	-	-
Total Tests	-	-	-	-	-	-	-	-	-	-	-	-	-	-	-
Participation															
% participation 2018-19	-	-	-	-	-	-	-	-	-	-	-	-	-	-	-
% participation 2020-21	-	-	-	-	-	-	-	-	-	-	-	-	-	-	-
Science															
Percent of Tests															
At Approaches GL Standard or Above	72%	57%	73%	70%	-	100%	-	100%	69%	67%	69%	62%	25%	72%	74%
At Meets GL Standard or Above	37%	0%	33%	41%	-	100%	-	63%	33%	13%	16%	31%	25%	35%	44%
At Masters GL Standard	9%	0%	8%	10%	-	0%	-	25%	9%	0%	0%	0%	25%	8%	13%
Number of Tests															
At Approaches GL Standard or Above	183	4	93	77	-	1	-	8	144	16	22	8	1	154	29
At Meets GL Standard or Above	93	0	42	45	-	1	-	5	70	3	5	4	1	76	17
At Masters GL Standard	23	0	10	11	-	0	-	2	19	0	0	0	1	18	5
Total Tests	254	7	128	110	-	1	-	8	209	24	32	13	4	215	39
Participation															
% participation 2018-19	98%	92%	99%	99%	-	-	-	100%	98%	100%	100%	100%	100%	99%	95%
% participation 2020-21	95%	78%	96%	97%	-	100%	-	91%	95%	96%	97%	100%	100%	96%	90%
Social Studies															
Percent of Tests															
At Approaches GL Standard or Above	89%	75%	88%	90%	-	100%	-	100%	87%	38%	33%	67%	-	88%	96%
At Meets GL Standard or Above	64%	25%	55%	72%	-	100%	-	80%	57%	13%	11%	53%	-	61%	81%
At Masters GL Standard	38%	25%	33%	43%	-	100%	-	40%	35%	13%	11%	13%	-	34%	63%

**Texas Education Agency
2021 STAAR Performance
MINERAL WELLS H S (182903001) - MINERAL WELLS ISD**

* Confidential *

	All Students	African American	Hispanic	White	American Indian	Asian	Pacific Islander	Two or More Races	Econ Disadv	EL (Current)	EL (Current & Monitored)	Special Ed (Current)	Special Ed (Former)	Continuously Enrolled	Non-Continuously Enrolled
Number of Tests															
At Approaches GL Standard or Above	165	3	75	81	-	1	-	5	110	3	3	10	-	139	26
At Meets GL Standard or Above	118	1	47	65	-	1	-	4	72	1	1	8	-	96	22
At Masters GL Standard	71	1	28	39	-	1	-	2	44	1	1	2	-	54	17
Total Tests	185	4	85	90	-	1	-	5	126	8	9	15	-	158	27
Participation															
% participation 2018-19	99%	100%	100%	99%	100%	100%	-	100%	99%	100%	100%	100%	-	99%	100%
% participation 2020-21	98%	100%	98%	98%	-	100%	-	100%	97%	100%	100%	88%	-	98%	97%

- Indicates there are no students in the group.

Texas Education Agency
2021 College, Career, and Military Readiness
MINERAL WELLS H S (182903001) - MINERAL WELLS ISD

* Confidential *

Calculation Table

	Annual Graduates	
	Count	Percent
Total		
Total graduates	164	
Total credit for CCMR criteria	103	63%

Data Table

	Annual Graduates	
	Count	Percent
Texas Success Initiative (TSI) Criteria		
Met TSI criteria in both ELA/Reading and Mathematics	38	23%
TSI Criteria - ELA/Reading		
Met TSI criteria for at least one indicator in ELA/Reading	74	45%
Met TSI assessment criteria	65	40%
Met ACT criteria	3	2%
Met SAT criteria	38	23%
Earned credit for a college prep course	-	-
TSI Criteria - Mathematics		
Met TSI criteria for at least one indicator in Mathematics	42	26%
Met TSI assessment criteria	36	22%
Met ACT criteria	3	2%
Met SAT criteria	18	11%
Earned credit for a college prep course	-	-
AP/IB Examination		
Met criterion score on an AP/IB exam in any subject	5	3%
Dual Course Credits		
Earned credit for at least 3 hours in ELA or Mathematics or 9 hours in any subject	36	22%
Industry-Based Certifications		
Earned an industry-based certification from approved list	65	40%
Level I or Level II Certificate		
Earned a level I or level II certificate in any workforce education area	8	5%
Associate Degree		
Earned an associate degree while in high school	0	0%
OnRamps Dual Enrollment Course		
Completed an OnRamps course and qualified for at least 3 hours of university or college credit in any subject	40	24%
Graduate with Completed IEP and Workforce Readiness		
Received graduation type code of 04, 05, 54, or 55	1	1%
Special Ed with Advanced Degree Plan		
Identified as receiving special education services and earned an advanced degree plan	4	2%
U.S. Armed Forces*		
Enlisted in the U.S. Armed Forces	N/A	N/A

- Indicates there are no students in the group.

* Due to discrepancies between annual enlistment counts for Texas military enlistees aged 17-19 released by the United States Department of Defense and TSDS PEIMS military enlistment data, military enlistment data is excluded from accountability calculations.

**Texas Education Agency
2021 Graduation Rate
MINERAL WELLS H S (182903001) - MINERAL WELLS ISD**

*** Confidential ***

	All Students	African American	Hispanic	White	American Indian	Asian	Pacific Islander	Two or More Races	Econ Disadv	EL+	Special Ed
4-Year Graduation Rate (Gr 9-12): Class of 2020											
% Graduated	97.7%	66.7%	98.5%	98.9%	100.0%	100.0%	-	66.7%	97.0%	100.0%	88.9%
# Graduated	167	2	65	94	3	1	-	2	97	4	16
Total in Class	171	3	66	95	3	1	-	3	100	4	18
5-Year Extended Graduation Rate (Gr 9-12): Class of 2019											
% Graduated	97.4%	90.0%	98.5%	98.1%	100.0%	-	-	83.3%	95.8%	100.0%	100.0%
# Graduated	186	9	66	104	2	-	-	5	113	3	12
Total in Class	191	10	67	106	2	-	-	6	118	3	12
6-Year Extended Graduation Rate (Gr 9-12): Class of 2018											
% Graduated	98.9%	75.0%	98.7%	100.0%	100.0%	-	-	100.0%	98.1%	100.0%	100.0%
# Graduated	186	3	75	103	1	-	-	4	105	8	11
Total in Class	188	4	76	103	1	-	-	4	107	8	11
Annual Dropout Rate (Gr 9-12): SY 2019-20											
% Dropped Out	0.6%	3.6%	0.6%	0.2%	0.0%	0.0%	0.0%	5.3%	0.5%	0.0%	3.6%
% Dropped Out - Conversion	94.0%										
# Dropped Out	5	1	2	1	0	0	0	1	3	0	3
# of Students	858	28	337	467	2	4	1	19	576	33	84

- + Ever HS ELs are included in the graduation rate. Annual Dropouts are current ELs only.
- Indicates there are no students in the group.

Texas Education Agency
2021 Relative Performance
MINERAL WELLS H S (182903001) - MINERAL WELLS ISD

* Confidential *

% Economically Disadvantaged	STAAR and CCMR
74.4	50

**Texas Education Agency
2021 Closing the Gaps
MINERAL WELLS H S (182903001) - MINERAL WELLS ISD**

* Confidential *

Status and Data Table

	All Students	African American	Hispanic	White	American Indian	Asian	Pacific Islander	Two or More Races	Econ Disadv	EL (Current & Monitored)+	Special Ed (Current)	Special Ed (Former)	Continuously Enrolled	Non-Continuously Enrolled	Total Met	Total Evaluated
Academic Achievement Status																
ELA/Reading Target	44%	32%	37%	60%	43%	74%	45%	56%	33%	29%	19%	36%	46%	42%		
Target Met	No		No	No					Yes	No	Yes		No	Yes		
% at Meets GL Standard or Above	40%	20%	34%	47%	-	100%	-	46%	36%	7%	31%	20%	38%	49%		
# at Meets GL Standard or Above	193	2	80	102	-	3	-	6	138	4	10	1	151	42		
Total Tests	478	10	234	218	-	3	-	13	381	55	32	5	393	85		
Mathematics Target	46%	31%	40%	59%	45%	82%	50%	54%	36%	40%	23%	44%	47%	45%		
Target Met	No		No	No					No	No			No	No		
% at Meets GL Standard or Above	16%	0%	15%	17%	-	-	-	38%	13%	0%	22%	0%	18%	4%		
# at Meets GL Standard or Above	34	0	15	16	-	-	-	3	22	0	4	0	33	1		
Total Tests	211	6	103	94	-	-	-	8	168	25	18	4	184	27		
Total Indicators															3	15
Graduation Rate Status																
Target	90%	90%	90%	90%	90%	90%	90%	90%	90%	90%	90%	90%	n/a	n/a	n/a	
Target Met	Yes (1)		Yes (1)	Yes (1)					Yes (1)							
2019 % Graduated	94.4%	-	95.6%	95.4%	-	-	-	-	91.8%	-	-					
2020 % Graduated	97.1%	66.7%	98.5%	97.9%	100.0%	100.0%	-	66.7%	97.0%	100.0%	84.2%					
2020 # Graduated	167	2	65	94	3	1	-	2	97	4	16					
2020 Total in Class	172	3	66	96	3	1	-	3	100	4	19					
Total Indicators															4	4
English Language Proficiency Status																
Target											36%					
Target Met										No						
TELPAS Progress Rate											13%					
TELPAS Progress											6					
TELPAS Total											45					
Total Indicators															0	1
Student Success Status																
Target	47	36	41	58	46	73	48	55	38	37	23	43	48	45		
Target Met	No	No	No	No				No	No	No	Yes		No	No		
STAAR Component Score	37	24	34	41	-	80	-	47	34	16	26	13	36	43		

**Texas Education Agency
2021 Closing the Gaps
MINERAL WELLS H S (182903001) - MINERAL WELLS ISD**

* Confidential *

	All Students	African American	Hispanic	White	American Indian	Asian	Pacific Islander	Two or More Races	Econ Disadv	EL (Current & Monitored)+	Special Ed (Current)	Special Ed (Former)	Continuously Enrolled	Non-Continuously Enrolled	Total Met	Total Evaluated
% at Approaches GL Standard or Above	63%	56%	61%	65%	-	100%	-	74%	59%	40%	42%	15%	63%	67%		
% at Meets GL Standard or Above	39%	11%	33%	45%	-	100%	-	53%	34%	8%	33%	15%	37%	46%		
% at Masters GL Standard	10%	4%	9%	12%	-	40%	-	15%	9%	1%	4%	8%	9%	15%		
Total Tests	1,128	27	550	512	-	5	-	34	884	121	78	13	950	178		
Total Indicators															1	10
School Quality Status																
Target	47%	31%	41%	58%	42%	76%	39%	53%	39%	30%	27%	43%	50%	31%		
Target Met	Yes		Yes	Yes					Yes				Yes	Yes		
% Students Meeting CCMR	62%	50%	61%	61%	100%	100%	-	50%	51%	100%	47%	-	65%	47%		
# Students Meeting CCMR	104	1	40	59	2	1	-	1	48	1	9	-	88	16		
Total Students	169	2	66	96	2	1	-	2	95	1	19	-	135	34		
Total Indicators															6	6
Participation 2018-19																
Target	95%	95%	95%	95%	95%	95%	95%	95%	95%	95%	95%	95%	95%	95%	95%	
ELA/Reading																
% Participation	98%	90%	99%	99%	100%	-	-	100%	98%	100%	98%	100%	99%	96%		
# Participants	616	27	236	334	4	-	-	15	457	55	63	7	484	132		
Total Tests	626	30	239	338	4	-	-	15	466	55	64	7	488	138		
Mathematics																
% Participation	98%	100%	98%	98%	-	-	-	100%	98%	100%	100%	100%	99%	96%		
# Participants	236	16	88	124	-	-	-	8	178	26	28	2	182	54		
Total Tests	240	16	90	126	-	-	-	8	182	26	28	2	184	56		
Participation 2020-21																
Target	95%	95%	95%	95%	95%	95%	95%	95%	95%	95%	95%	95%	95%	95%	95%	
ELA/Reading																
% Participation	96%	71%	96%	98%	-	100%	-	88%	96%	100%	97%	100%	97%	93%		
# Participants	507	10	249	231	-	3	-	14	403	64	36	6	406	101		
Total Tests	528	14	260	235	-	3	-	16	421	64	37	6	419	109		
Mathematics																
% Participation	92%	67%	94%	94%	-	-	-	75%	91%	96%	100%	100%	94%	82%		
# Participants	221	6	107	99	-	-	-	9	175	26	18	5	190	31		
Total Tests	240	9	114	105	-	-	-	12	193	27	18	5	202	38		

- + Ever HS ELs are included in the Federal Graduation Rate.
- Yes (1) Indicates the student group met the four-year long-term graduation rate target of 94.0% and demonstrated improvement of at least 0.1% over the Class of 2015 statewide baseline rate.
- Yes (2) Indicates the student group met the four-year interim graduation rate target of 90.0% and demonstrated improvement of at least 0.1% over the prior year rate.
- Yes (3) Indicates the student group met its four-year graduation rate growth target.
- Indicates there are no students in the group.

**Texas Education Agency
2021 Accountability Ratings Overall Summary
MINERAL WELLS ACADEMY (182903002) - MINERAL WELLS ISD**

*** Confidential ***

Accountability Data Summary

Student Achievement Raw Component Score	
STAAR Performance	50
College, Career and Military Readiness	16
Graduation Rate	100
School Progress Raw Component Score	
Academic Growth	N/A
Relative Performance (Eco Dis: 85.7%)	N/A
Closing the Gaps % of Indicators Met	
Academic Achievement Status	N/A
Growth Status	N/A
Graduation Status	100%
English Language Proficiency Status	N/A
Student Success Status	100%
School Quality Status	0%
% Participation (All Tests)	
2018-19	100%
2020-21	92%

Distinction Designations

Distinction designations were not awarded in 2021.

Texas Education Agency
 2021 STAAR Performance
 MINERAL WELLS ACADEMY (182903002) - MINERAL WELLS ISD

* Confidential *

Calculation Report

STAAR Performance	Reading	Mathematics	Writing	Science	Social Studies	Totals	Percentages
Total Tests	6			1	5	12	
Approaches GL or Above	4			1	5	10	83%
Meets GL or Above	3			1	4	8	67%
Masters GL	0			0	0	0	0%
Total Percentage Points							150%
Component Score							50

**Texas Education Agency
2021 STAAR Performance
MINERAL WELLS ACADEMY (182903002) - MINERAL WELLS ISD**

* Confidential *

Data Table

	All Students	African American	Hispanic	White	American Indian	Asian	Pacific Islander	Two or More Races	Econ Disadv	EL (Current)	EL (Current & Monitored)	Special Ed (Current)	Special Ed (Former)	Continuously Enrolled	Non-Continuously Enrolled
All Subjects															
Percent of Tests															
At Approaches GL Standard or Above	83%	-	0%	100%	-	-	-	50%	82%	-	-	-	50%	67%	89%
At Meets GL Standard or Above	67%	-	0%	89%	-	-	-	0%	64%	-	-	-	0%	67%	67%
At Masters GL Standard	0%	-	0%	0%	-	-	-	0%	0%	-	-	-	0%	0%	0%
Number of Tests															
At Approaches GL Standard or Above	10	-	0	9	-	-	-	1	9	-	-	-	1	2	8
At Meets GL Standard or Above	8	-	0	8	-	-	-	0	7	-	-	-	0	2	6
At Masters GL Standard	0	-	0	0	-	-	-	0	0	-	-	-	0	0	0
Total Tests	12	-	1	9	-	-	-	2	11	-	-	-	2	3	9
Participation															
% participation 2018-19	100%	100%	100%	100%	-	-	-	-	100%	-	-	100%	-	100%	100%
% participation 2020-21	92%	100%	87%	94%	-	-	-	100%	91%	100%	100%	100%	100%	93%	90%
ELA/Reading															
Percent of Tests															
At Approaches GL Standard or Above	67%	-	0%	100%	-	-	-	0%	67%	-	-	-	0%	50%	75%
At Meets GL Standard or Above	50%	-	0%	75%	-	-	-	0%	50%	-	-	-	0%	50%	50%
At Masters GL Standard	0%	-	0%	0%	-	-	-	0%	0%	-	-	-	0%	0%	0%
Number of Tests															
At Approaches GL Standard or Above	4	-	0	4	-	-	-	0	4	-	-	-	0	1	3
At Meets GL Standard or Above	3	-	0	3	-	-	-	0	3	-	-	-	0	1	2
At Masters GL Standard	0	-	0	0	-	-	-	0	0	-	-	-	0	0	0
Total Tests	6	-	1	4	-	-	-	1	6	-	-	-	1	2	4
Participation															
% participation 2018-19	100%	100%	100%	100%	-	-	-	-	100%	-	-	-	-	100%	100%
% participation 2020-21	88%	100%	86%	88%	-	-	-	100%	88%	100%	100%	100%	100%	86%	90%
Mathematics															
Percent of Tests															
At Approaches GL Standard or Above	-	-	-	-	-	-	-	-	-	-	-	-	-	-	-
At Meets GL Standard or Above	-	-	-	-	-	-	-	-	-	-	-	-	-	-	-
At Masters GL Standard	-	-	-	-	-	-	-	-	-	-	-	-	-	-	-
Number of Tests															
At Approaches GL Standard or Above	-	-	-	-	-	-	-	-	-	-	-	-	-	-	-
At Meets GL Standard or Above	-	-	-	-	-	-	-	-	-	-	-	-	-	-	-

**Texas Education Agency
2021 STAAR Performance
MINERAL WELLS ACADEMY (182903002) - MINERAL WELLS ISD**

* Confidential *

	All Students	African American	Hispanic	White	American Indian	Asian	Pacific Islander	Two or More Races	Econ Disadv	EL (Current)	EL (Current & Monitored)	Special Ed (Current)	Special Ed (Former)	Continuously Enrolled	Non-Continuously Enrolled
At Masters GL Standard	-	-	-	-	-	-	-	-	-	-	-	-	-	-	-
Total Tests	-	-	-	-	-	-	-	-	-	-	-	-	-	-	-
Participation															
% participation 2018-19	100%	100%	-	100%	-	-	-	-	100%	-	-	100%	-	100%	100%
% participation 2020-21	50%	-	50%	-	-	-	-	-	50%	-	-	-	-	-	50%
Writing															
Percent of Tests															
At Approaches GL Standard or Above	-	-	-	-	-	-	-	-	-	-	-	-	-	-	-
At Meets GL Standard or Above	-	-	-	-	-	-	-	-	-	-	-	-	-	-	-
At Masters GL Standard	-	-	-	-	-	-	-	-	-	-	-	-	-	-	-
Number of Tests															
At Approaches GL Standard or Above	-	-	-	-	-	-	-	-	-	-	-	-	-	-	-
At Meets GL Standard or Above	-	-	-	-	-	-	-	-	-	-	-	-	-	-	-
At Masters GL Standard	-	-	-	-	-	-	-	-	-	-	-	-	-	-	-
Total Tests	-	-	-	-	-	-	-	-	-	-	-	-	-	-	-
Participation															
% participation 2018-19	-	-	-	-	-	-	-	-	-	-	-	-	-	-	-
% participation 2020-21	-	-	-	-	-	-	-	-	-	-	-	-	-	-	-
Science															
Percent of Tests															
At Approaches GL Standard or Above	100%	-	-	100%	-	-	-	-	100%	-	-	-	-	-	100%
At Meets GL Standard or Above	100%	-	-	100%	-	-	-	-	100%	-	-	-	-	-	100%
At Masters GL Standard	0%	-	-	0%	-	-	-	-	0%	-	-	-	-	-	0%
Number of Tests															
At Approaches GL Standard or Above	1	-	-	1	-	-	-	-	1	-	-	-	-	-	1
At Meets GL Standard or Above	1	-	-	1	-	-	-	-	1	-	-	-	-	-	1
At Masters GL Standard	0	-	-	0	-	-	-	-	0	-	-	-	-	-	0
Total Tests	1	-	-	1	-	-	-	-	1	-	-	-	-	-	1
Participation															
% participation 2018-19	100%	-	100%	100%	-	-	-	-	100%	-	-	-	-	100%	-
% participation 2020-21	100%	-	100%	100%	-	-	-	-	100%	-	-	-	-	-	100%
Social Studies															
Percent of Tests															
At Approaches GL Standard or Above	100%	-	-	100%	-	-	-	100%	100%	-	-	-	100%	100%	100%
At Meets GL Standard or Above	80%	-	-	100%	-	-	-	0%	75%	-	-	-	0%	100%	75%
At Masters GL Standard	0%	-	-	0%	-	-	-	0%	0%	-	-	-	0%	0%	0%

Texas Education Agency
2021 STAAR Performance
MINERAL WELLS ACADEMY (182903002) - MINERAL WELLS ISD

* Confidential *

	All Students	African American	Hispanic	White	American Indian	Asian	Pacific Islander	Two or More Races	Econ Disadv	EL (Current)	EL (Current & Monitored)	Special Ed (Current)	Special Ed (Former)	Continuously Enrolled	Non-Continuously Enrolled	
Number of Tests																
At Approaches GL Standard or Above	5	-	-	4	-	-	-	1	4	-	-	-	1	1	4	
At Meets GL Standard or Above	4	-	-	4	-	-	-	0	3	-	-	-	0	1	3	
At Masters GL Standard	0	-	-	0	-	-	-	0	0	-	-	-	0	0	0	
Total Tests	5	-	-	4	-	-	-	1	4	-	-	-	1	1	4	
Participation																
% participation 2018-19	100%	100%	100%	100%	-	-	-	-	100%	-	-	100%	-	100%	100%	
% participation 2020-21	100%	-	100%	100%	-	-	-	100%	100%	100%	100%	100%	100%	100%	100%	

- Indicates there are no students in the group.

Texas Education Agency
2021 College, Career, and Military Readiness
MINERAL WELLS ACADEMY (182903002) - MINERAL WELLS ISD

* Confidential *

Calculation Table

	Annual Graduates	
	Count	Percent
Total		
Total graduates	45	
Total credit for CCMR criteria	7	16%

Data Table

	Annual Graduates	
	Count	Percent
Texas Success Initiative (TSI) Criteria		
Met TSI criteria in both ELA/Reading and Mathematics	1	2%
TSI Criteria - ELA/Reading		
Met TSI criteria for at least one indicator in ELA/Reading	5	11%
Met TSI assessment criteria	3	7%
Met ACT criteria	0	0%
Met SAT criteria	-	-
Earned credit for a college prep course	2	4%
TSI Criteria - Mathematics		
Met TSI criteria for at least one indicator in Mathematics	1	2%
Met TSI assessment criteria	0	0%
Met ACT criteria	0	0%
Met SAT criteria	-	-
Earned credit for a college prep course	1	2%
AP/IB Examination		
Met criterion score on an AP/IB exam in any subject	-	-
Dual Course Credits		
Earned credit for at least 3 hours in ELA or Mathematics or 9 hours in any subject	1	2%
Industry-Based Certifications		
Earned an industry-based certification from approved list	4	9%
Level I or Level II Certificate		
Earned a level I or level II certificate in any workforce education area	1	2%
Associate Degree		
Earned an associate degree while in high school	0	0%
OnRamps Dual Enrollment Course		
Completed an OnRamps course and qualified for at least 3 hours of university or college credit in any subject	0	0%
Graduate with Completed IEP and Workforce Readiness		
Received graduation type code of 04, 05, 54, or 55	0	0%
Special Ed with Advanced Degree Plan		
Identified as receiving special education services and earned an advanced degree plan	0	0%
U.S. Armed Forces*		
Enlisted in the U.S. Armed Forces	N/A	N/A

- Indicates there are no students in the group.

* Due to discrepancies between annual enlistment counts for Texas military enlistees aged 17-19 released by the United States Department of Defense and TSDS PEIMS military enlistment data, military enlistment data is excluded from accountability calculations.

**Texas Education Agency
2021 Graduation Rate
MINERAL WELLS ACADEMY (182903002) - MINERAL WELLS ISD**

* Confidential *

	All Students	African American	Hispanic	White	American Indian	Asian	Pacific Islander	Two or More Races	Econ Disadv	EL+	Special Ed
4-Year Grad, Cont, and TxCHSE Rate (Gr 9-12): Class of 2020											
% Graduated, Continued, + TxCHSE	100.0%	100.0%	100.0%	100.0%	-	100.0%	-	-	100.0%	-	100.0%
# Graduated, Continued, + TxCHSE	43	1	12	29	-	1	-	-	32	-	6
Total in Class	43	1	12	29	-	1	-	-	32	-	6
5-Year Extended Grad, Cont, and TxCHSE Rate (Gr 9-12): Class of 2019											
% Graduated, Continued, + TxCHSE	100.0%	100.0%	100.0%	100.0%	-	-	-	100.0%	100.0%	-	100.0%
# Graduated, Continued, + TxCHSE	31	4	8	17	-	-	-	2	25	-	4
Total in Class	31	4	8	17	-	-	-	2	25	-	4
6-Year Extended Grad, Cont, and TxCHSE Rate (Gr 9-12): Class of 2018											
% Graduated, Continued, + TxCHSE	96.7%	-	90.0%	100.0%	-	-	-	-	95.8%	-	100.0%
# Graduated, Continued, + TxCHSE	29	-	9	20	-	-	-	-	23	-	3
Total in Class	30	-	10	20	-	-	-	-	24	-	3
Annual Dropout Rate (Gr 9-12): SY 2019-20											
% Dropped Out	0.0%	0.0%	0.0%	0.0%	-	-	-	0.0%	0.0%	-	0.0%
% Dropped Out - Conversion	100.0%										
^# Dropped Out	0	0	0	0	-	-	-	0	0	-	0
# of Students	68	4	16	46	-	-	-	2	52	-	6

- + Ever HS ELs are included in the graduation rate. Annual Dropouts are current ELs only.
- Indicates there are no students in the group.

Texas Education Agency
2021 Relative Performance
MINERAL WELLS ACADEMY (182903002) - MINERAL WELLS ISD

* Confidential *

This campus is not rated on Relative Performance.

Texas Education Agency
2021 Closing the Gaps
MINERAL WELLS ACADEMY (182903002) - MINERAL WELLS ISD

* Confidential *

Status and Data Table

	All Students	African American	Hispanic	White	American Indian	Asian	Pacific Islander	Two or More Races	Econ Disadv	EL (Current & Monitored)+	Special Ed (Current)	Special Ed (Former)	Continuously Enrolled	Non-Continuously Enrolled	Total Met	Total Evaluated
Academic Achievement Status																
ELA/Reading Target	44%	32%	37%	60%	43%	74%	45%	56%	33%	29%	19%	36%	46%	42%		
Target Met																
% at Meets GL Standard or Above	50%	-	0%	75%	-	-	-	0%	50%	-	-	0%	50%	50%		
# at Meets GL Standard or Above	3	-	0	3	-	-	-	0	3	-	-	0	1	2		
Total Tests	6	-	1	4	-	-	-	1	6	-	-	1	2	4		
Mathematics Target	46%	31%	40%	59%	45%	82%	50%	54%	36%	40%	23%	44%	47%	45%		
Target Met																
% at Meets GL Standard or Above	-	-	-	-	-	-	-	-	-	-	-	-	-	-		
# at Meets GL Standard or Above	-	-	-	-	-	-	-	-	-	-	-	-	-	-		
Total Tests	-	-	-	-	-	-	-	-	-	-	-	-	-	-		
Total Indicators																
Graduation Rate Status																
Target	90%	90%	90%	90%	90%	90%	90%	90%	90%	90%	90%	n/a	n/a	n/a		
Target Met	Yes (1)			Yes (1)				Yes (1)								
2019 % Graduated	93.5%	-	-	-	-	-	-	-	-	-	-	-	-	-		
2020 % Graduated	100.0%	100.0%	100.0%	100.0%	-	100.0%	-	-	100.0%	-	100.0%	-	-	-		
2020 # Graduated	44	1	12	30	-	1	-	-	33	-	6	-	-	-		
2020 Total in Class	44	1	12	30	-	1	-	-	33	-	6	-	-	-		
Total Indicators															3	3
English Language Proficiency Status																
Target										36%						
Target Met																
TELPAS Progress Rate										-						
TELPAS Progress																
TELPAS Total																
Total Indicators																
Student Success Status																
Target	47	36	41	58	46	73	48	55	38	37	23	43	48	45		
Target Met	Yes															
STAAR Component Score	50	-	0	63	-	-	-	17	49	-	-	17	45	52		
% at Approaches GL Standard or Above	83%	-	0%	100%	-	-	-	50%	82%	-	-	50%	67%	89%		

**Texas Education Agency
2021 Closing the Gaps
MINERAL WELLS ACADEMY (182903002) - MINERAL WELLS ISD**

* Confidential *

	All Students	African American	Hispanic	White	American Indian	Asian	Pacific Islander	Two or More Races	Econ Disadv	EL (Current & Monitored)+	Special Ed (Current)	Special Ed (Former)	Continuously Enrolled	Non-Continuously Enrolled	Total Met	Total Evaluated
% at Meets GL Standard or Above	67%	-	0%	89%	-	-	-	0%	64%	-	-	0%	67%	67%		
% at Masters GL Standard	0%	-	0%	0%	-	-	-	0%	0%	-	-	0%	0%	0%		
Total Tests	12	-	1	9	-	-	-	2	11	-	-	2	3	9		
Total Indicators															1	1
School Quality Status																
Target	47%	31%	41%	58%	42%	76%	39%	53%	39%	30%	27%	43%	50%	31%		
Target Met	No			No					No					No		
% Students Meeting CCMR	15%	0%	0%	22%	-	-	-	0%	9%	-	0%	-	14%	15%		
# Students Meeting CCMR	7	0	0	7	-	-	-	0	3	-	0	-	2	5		
Total Students	47	4	10	32	-	-	-	1	33	-	2	-	14	33		
Total Indicators															0	4
Participation 2018-19																
Target	95%	95%	95%	95%	95%	95%	95%	95%	95%	95%	95%	95%	95%	95%		
ELA/Reading																
% Participation	100%	100%	100%	100%	-	-	-	-	100%	-	-	-	100%	100%		
# Participants	16	2	4	10	-	-	-	-	8	-	-	-	7	9		
Total Tests	16	2	4	10	-	-	-	-	8	-	-	-	7	9		
Mathematics																
% Participation	100%	100%	-	100%	-	-	-	-	100%	-	100%	-	100%	100%		
# Participants	4	1	-	3	-	-	-	-	2	-	1	-	2	2		
Total Tests	4	1	-	3	-	-	-	-	2	-	1	-	2	2		
Participation 2020-21																
Target	95%	95%	95%	95%	95%	95%	95%	95%	95%	95%	95%	95%	95%	95%		
ELA/Reading																
% Participation	88%	100%	86%	88%	-	-	-	100%	88%	100%	100%	100%	86%	90%		
# Participants	15	1	6	7	-	-	-	1	15	1	1	1	6	9		
Total Tests	17	1	7	8	-	-	-	1	17	1	1	1	7	10		
Mathematics																
% Participation	50%	-	50%	-	-	-	-	-	50%	-	-	-	-	50%		
# Participants	1	-	1	-	-	-	-	-	1	-	-	-	-	1		
Total Tests	2	-	2	-	-	-	-	-	2	-	-	-	-	2		

+ Ever HS ELs are included in the Federal Graduation Rate.

Yes (1) Indicates the student group met the four-year long-term graduation rate target of 94.0% and demonstrated improvement of at least 0.1% over the Class of 2015 statewide baseline rate.

Yes (2) Indicates the student group met the four-year interim graduation rate target of 90.0% and demonstrated improvement of at least 0.1% over the prior year rate.

Yes (3) Indicates the student group met its four-year graduation rate growth target.

- Indicates there are no students in the group.

**Texas Education Agency
2021 Accountability Ratings Overall Summary
MINERAL WELLS J H (182903041) - MINERAL WELLS ISD**

*** Confidential ***

Accountability Data Summary

Student Achievement Raw Component Score	
STAAR Performance	30
College, Career and Military Readiness	N/A
Graduation Rate	N/A
School Progress Raw Component Score	
Academic Growth	N/A
Relative Performance (Eco Dis: 80.6%)	30
Closing the Gaps % of Indicators Met	
Academic Achievement Status	13%
Growth Status	N/A
Graduation Status	N/A
English Language Proficiency Status	0%
Student Success Status	0%
School Quality Status	N/A
% Participation (All Tests)	
2018-19	100%
2020-21	97%

Distinction Designations

Distinction designations were not awarded in 2021.

Texas Education Agency
 2021 STAAR Performance
 MINERAL WELLS J H (182903041) - MINERAL WELLS ISD

* Confidential *

Calculation Report

STAAR Performance	Reading	Mathematics	Writing	Science	Social Studies	Totals	Percentages
Total Tests	461	461	219	241	242	1,624	
Approaches GL or Above	293	254	111	128	117	903	56%
Meets GL or Above	145	124	49	71	41	430	26%
Masters GL	52	33	13	36	16	150	9%
Total Percentage Points							91%
Component Score							30

**Texas Education Agency
2021 STAAR Performance
MINERAL WELLS J H (182903041) - MINERAL WELLS ISD**

* Confidential *

Data Table

	All Students	African American	Hispanic	White	American Indian	Asian	Pacific Islander	Two or More Races	Econ Disadv	EL (Current)	EL (Current & Monitored)	Special Ed (Current)	Special Ed (Former)	Continuously Enrolled	Non-Continuously Enrolled
All Subjects															
Percent of Tests															
At Approaches GL Standard or Above	56%	51%	52%	58%	-	100%	-	73%	53%	35%	46%	27%	0%	58%	47%
At Meets GL Standard or Above	26%	20%	24%	29%	-	67%	-	29%	24%	8%	16%	21%	0%	27%	23%
At Masters GL Standard	9%	4%	8%	10%	-	67%	-	12%	8%	2%	4%	7%	0%	10%	8%
Number of Tests															
At Approaches GL Standard or Above	903	23	377	459	-	6	-	38	702	53	119	38	0	723	180
At Meets GL Standard or Above	430	9	174	228	-	4	-	15	312	12	43	29	0	342	88
At Masters GL Standard	150	2	61	77	-	4	-	6	106	3	10	10	0	119	31
Total Tests	1,624	45	732	789	-	6	-	52	1,321	150	261	141	9	1,245	379
Participation															
% participation 2018-19	100%	100%	100%	100%	100%	100%	-	100%	100%	100%	100%	98%	100%	100%	100%
% participation 2020-21	97%	100%	98%	95%	-	60%	-	100%	96%	100%	100%	90%	100%	97%	95%
ELA/Reading															
Percent of Tests															
At Approaches GL Standard or Above	64%	62%	62%	64%	-	100%	-	73%	62%	44%	58%	33%	0%	66%	54%
At Meets GL Standard or Above	31%	31%	32%	31%	-	100%	-	27%	29%	9%	23%	20%	0%	32%	29%
At Masters GL Standard	11%	8%	13%	9%	-	100%	-	13%	11%	2%	8%	5%	0%	12%	10%
Number of Tests															
At Approaches GL Standard or Above	293	8	131	141	-	2	-	11	233	19	45	13	0	235	58
At Meets GL Standard or Above	145	4	67	68	-	2	-	4	109	4	18	8	0	114	31
At Masters GL Standard	52	1	28	19	-	2	-	2	40	1	6	2	0	41	11
Total Tests	461	13	211	220	-	2	-	15	375	43	77	40	3	354	107
Participation															
% participation 2018-19	100%	100%	100%	100%	100%	100%	-	100%	100%	100%	100%	97%	100%	100%	100%
% participation 2020-21	97%	100%	99%	94%	-	67%	-	100%	97%	100%	100%	88%	100%	97%	94%
Mathematics															
Percent of Tests															
At Approaches GL Standard or Above	55%	46%	49%	60%	-	100%	-	73%	51%	37%	44%	28%	0%	57%	50%
At Meets GL Standard or Above	27%	8%	25%	29%	-	50%	-	33%	24%	14%	21%	25%	0%	28%	23%
At Masters GL Standard	7%	0%	6%	8%	-	50%	-	7%	6%	2%	1%	10%	0%	8%	4%
Number of Tests															
At Approaches GL Standard or Above	254	6	104	131	-	2	-	11	192	16	34	11	0	201	53
At Meets GL Standard or Above	124	1	53	64	-	1	-	5	90	6	16	10	0	99	25

**Texas Education Agency
2021 STAAR Performance
MINERAL WELLS J H (182903041) - MINERAL WELLS ISD**

* Confidential *

	All Students	African American	Hispanic	White	American Indian	Asian	Pacific Islander	Two or More Races	Econ Disadv	EL (Current)	EL (Current & Monitored)	Special Ed (Current)	Special Ed (Former)	Continuously Enrolled	Non-Continuously Enrolled
At Masters GL Standard	33	0	13	18	-	1	-	1	22	1	1	4	0	29	4
Total Tests	461	13	211	220	-	2	-	15	375	43	77	40	3	354	107
Participation															
% participation 2018-19	100%	100%	100%	100%	100%	100%	-	100%	100%	100%	100%	97%	100%	100%	100%
% participation 2020-21	97%	100%	99%	95%	-	67%	-	100%	96%	100%	100%	90%	100%	97%	95%
Writing															
Percent of Tests															
At Approaches GL Standard or Above	51%	86%	48%	52%	-	100%	-	33%	50%	9%	38%	19%	0%	55%	39%
At Meets GL Standard or Above	22%	43%	22%	20%	-	50%	-	33%	20%	5%	9%	19%	0%	24%	17%
At Masters GL Standard	6%	0%	7%	3%	-	50%	-	17%	6%	5%	4%	14%	0%	7%	2%
Number of Tests															
At Approaches GL Standard or Above	111	6	52	49	-	2	-	2	89	2	17	4	0	90	21
At Meets GL Standard or Above	49	3	24	19	-	1	-	2	36	1	4	4	0	40	9
At Masters GL Standard	13	0	8	3	-	1	-	1	10	1	2	3	0	12	1
Total Tests	219	7	109	95	-	2	-	6	178	22	45	21	3	165	54
Participation															
% participation 2018-19	100%	100%	100%	100%	-	100%	-	100%	100%	100%	100%	100%	100%	100%	100%
% participation 2020-21	97%	100%	98%	94%	-	100%	-	100%	96%	100%	98%	92%	100%	95%	100%
Science															
Percent of Tests															
At Approaches GL Standard or Above	53%	17%	44%	59%	-	-	-	100%	49%	38%	39%	25%	-	55%	47%
At Meets GL Standard or Above	29%	17%	16%	40%	-	-	-	38%	24%	0%	6%	15%	-	30%	27%
At Masters GL Standard	15%	17%	9%	19%	-	-	-	25%	12%	0%	3%	5%	-	15%	16%
Number of Tests															
At Approaches GL Standard or Above	128	1	44	75	-	-	-	8	96	8	12	5	-	102	26
At Meets GL Standard or Above	71	1	16	51	-	-	-	3	47	0	2	3	-	56	15
At Masters GL Standard	36	1	9	24	-	-	-	2	24	0	1	1	-	27	9
Total Tests	241	6	100	127	-	-	-	8	196	21	31	20	-	186	55
Participation															
% participation 2018-19	100%	100%	100%	99%	100%	100%	-	100%	100%	100%	100%	100%	100%	100%	99%
% participation 2020-21	97%	100%	97%	96%	-	0%	-	100%	96%	100%	100%	92%	-	98%	92%
Social Studies															
Percent of Tests															
At Approaches GL Standard or Above	48%	33%	46%	50%	-	-	-	75%	47%	38%	35%	25%	-	51%	39%
At Meets GL Standard or Above	17%	0%	14%	20%	-	-	-	13%	15%	5%	10%	20%	-	18%	14%
At Masters GL Standard	7%	0%	3%	10%	-	-	-	0%	5%	0%	0%	0%	-	5%	11%

**Texas Education Agency
2021 STAAR Performance
MINERAL WELLS J H (182903041) - MINERAL WELLS ISD**

* Confidential *

	All Students	African American	Hispanic	White	American Indian	Asian	Pacific Islander	Two or More Races	Econ Disadv	EL (Current)	EL (Current & Monitored)	Special Ed (Current)	Special Ed (Former)	Continuously Enrolled	Non-Continuously Enrolled	
Number of Tests																
At Approaches GL Standard or Above	117	2	46	63	-	-	-	6	92	8	11	5	-	95	22	
At Meets GL Standard or Above	41	0	14	26	-	-	-	1	30	1	3	4	-	33	8	
At Masters GL Standard	16	0	3	13	-	-	-	0	10	0	0	0	-	10	6	
Total Tests	242	6	101	127	-	-	-	8	197	21	31	20	-	186	56	
Participation																
% participation 2018-19	100%	100%	100%	100%	100%	100%	-	100%	100%	100%	100%	100%	100%	100%	100%	
% participation 2020-21	97%	100%	98%	96%	-	0%	-	100%	97%	100%	100%	92%	-	98%	94%	

- Indicates there are no students in the group.

Texas Education Agency
2021 College, Career, and Military Readiness
MINERAL WELLS J H (182903041) - MINERAL WELLS ISD

* Confidential *

This campus is not rated on College, Career, and Military Readiness.

Texas Education Agency
2021 Graduation Rate
MINERAL WELLS J H (182903041) - MINERAL WELLS ISD

* Confidential *

This campus is not rated on Graduation Rate.

Texas Education Agency
2021 Relative Performance
MINERAL WELLS J H (182903041) - MINERAL WELLS ISD

* Confidential *

% Economically Disadvantaged	STAAR Performance
80.6	30

**Texas Education Agency
2021 Closing the Gaps
MINERAL WELLS J H (182903041) - MINERAL WELLS ISD**

* Confidential *

Status and Data Table

	All Students	African American	Hispanic	White	American Indian	Asian	Pacific Islander	Two or More Races	Econ Disadv	EL (Current & Monitored)+	Special Ed (Current)	Special Ed (Former)	Continuously Enrolled	Non-Continuously Enrolled	Total Met	Total Evaluated
Academic Achievement Status																
ELA/Reading Target	44%	32%	37%	60%	43%	74%	45%	56%	33%	29%	19%	36%	46%	42%		
Target Met	No		No	No					No	No	Yes		No	No		
% at Meets GL Standard or Above	31%	31%	32%	31%	-	100%	-	27%	29%	23%	20%	0%	32%	29%		
# at Meets GL Standard or Above	145	4	67	68	-	2	-	4	109	18	8	0	114	31		
Total Tests	461	13	211	220	-	2	-	15	375	77	40	3	354	107		
Mathematics Target	46%	31%	40%	59%	45%	82%	50%	54%	36%	40%	23%	44%	47%	45%		
Target Met	No		No	No					No	No	Yes		No	No		
% at Meets GL Standard or Above	27%	8%	25%	29%	-	50%	-	33%	24%	21%	25%	0%	28%	23%		
# at Meets GL Standard or Above	124	1	53	64	-	1	-	5	90	16	10	0	99	25		
Total Tests	461	13	211	220	-	2	-	15	375	77	40	3	354	107		
Total Indicators															2	16
Graduation Rate Status																
Target	90%	90%	90%	90%	90%	90%	90%	90%	90%	90%	90%	n/a	n/a	n/a		
Target Met																
2019 % Graduated	-	-	-	-	-	-	-	-	-	-	-	-	-	-		
2020 % Graduated	-	-	-	-	-	-	-	-	-	-	-	-	-	-		
2020 # Graduated	-	-	-	-	-	-	-	-	-	-	-	-	-	-		
2020 Total in Class	-	-	-	-	-	-	-	-	-	-	-	-	-	-		
Total Indicators																
English Language Proficiency Status																
Target											36%					
Target Met										No						
TELPAS Progress Rate											21%					
TELPAS Progress											8					
TELPAS Total											39					
Total Indicators															0	1
Student Success Status																
Target	47	36	41	58	46	73	48	55	38	37	23	43	48	45		
Target Met	No	No	No	No				No	No	No	No		No	No		
STAAR Component Score	30	25	28	32	-	78	-	38	28	22	18	0	32	26		
% at Approaches GL Standard or Above	56%	51%	52%	58%	-	100%	-	73%	53%	46%	27%	0%	58%	47%		

**Texas Education Agency
2021 Closing the Gaps
MINERAL WELLS J H (182903041) - MINERAL WELLS ISD**

* Confidential *

	All Students	African American	Hispanic	White	American Indian	Asian	Pacific Islander	Two or More Races	Econ Disadv	EL (Current & Monitored)+	Special Ed (Current)	Special Ed (Former)	Continuously Enrolled	Non-Continuously Enrolled	Total Met	Total Evaluated
% at Meets GL Standard or Above	26%	20%	24%	29%	-	67%	-	29%	24%	16%	21%	0%	27%	23%		
% at Masters GL Standard	9%	4%	8%	10%	-	67%	-	12%	8%	4%	7%	0%	10%	8%		
Total Tests	1,624	45	732	789	-	6	-	52	1,321	261	141	9	1,245	379		
Total Indicators															0	10
School Quality Status																
Target	47%	31%	41%	58%	42%	76%	39%	53%	39%	30%	27%	43%	50%	31%		
Target Met																
% Students Meeting CCMR	-	-	-	-	-	-	-	-	-	-	-	-	-	-		
# Students Meeting CCMR	-	-	-	-	-	-	-	-	-	-	-	-	-	-		
Total Students	-	-	-	-	-	-	-	-	-	-	-	-	-	-		
Total Indicators																
Participation 2018-19																
Target	95%	95%	95%	95%	95%	95%	95%	95%	95%	95%	95%	95%	95%	95%		
ELA/Reading																
% Participation	100%	100%	100%	100%	100%	100%	-	100%	100%	100%	97%	100%	100%	100%		
# Participants	489	13	223	234	1	2	-	16	361	71	38	10	355	134		
Total Tests	490	13	223	235	1	2	-	16	362	71	39	10	356	134		
Mathematics																
% Participation	100%	100%	100%	100%	100%	100%	-	100%	100%	100%	97%	100%	100%	100%		
# Participants	491	13	224	235	1	2	-	16	362	71	38	11	356	135		
Total Tests	492	13	224	236	1	2	-	16	363	71	39	11	357	135		
Participation 2020-21																
Target	95%	95%	95%	95%	95%	95%	95%	95%	95%	95%	95%	95%	95%	95%		
ELA/Reading																
% Participation	97%	100%	99%	94%	-	67%	-	100%	97%	100%	88%	100%	97%	94%		
# Participants	480	13	213	236	-	2	-	16	389	77	43	3	360	120		
Total Tests	497	13	215	250	-	3	-	16	403	77	49	3	370	127		
Mathematics																
% Participation	97%	100%	99%	95%	-	67%	-	100%	96%	100%	90%	100%	97%	95%		
# Participants	481	13	213	237	-	2	-	16	389	77	44	3	360	121		
Total Tests	498	13	216	250	-	3	-	16	404	77	49	3	370	128		

+ Ever HS ELs are included in the Federal Graduation Rate.

Yes (1) Indicates the student group met the four-year long-term graduation rate target of 94.0% and demonstrated improvement of at least 0.1% over the Class of 2015 statewide baseline rate.

Yes (2) Indicates the student group met the four-year interim graduation rate target of 90.0% and demonstrated improvement of at least 0.1% over the prior year rate.

Yes (3) Indicates the student group met its four-year graduation rate growth target.

- Indicates there are no students in the group.

**Texas Education Agency
2021 Accountability Ratings Overall Summary
MINERAL WELLS EL (182903105) - MINERAL WELLS ISD**

*** Confidential ***

Accountability Data Summary

Student Achievement Raw Component Score	
STAAR Performance	36
College, Career and Military Readiness	N/A
Graduation Rate	N/A
School Progress Raw Component Score	
Academic Growth	N/A
Relative Performance (Eco Dis: 83.2%)	36
Closing the Gaps % of Indicators Met	
Academic Achievement Status	15%
Growth Status	N/A
Graduation Status	N/A
English Language Proficiency Status	100%
Student Success Status	9%
School Quality Status	N/A
% Participation (All Tests)	
2018-19	100%
2020-21	95%

Distinction Designations

Distinction designations were not awarded in 2021.

Texas Education Agency
 2021 STAAR Performance
 MINERAL WELLS EL (182903105) - MINERAL WELLS ISD

* Confidential *

Calculation Report

STAAR Performance	Reading	Mathematics	Writing	Science	Social Studies	Totals	Percentages
Total Tests	804	803	187	186		1,980	
Approaches GL or Above	503	568	71	141		1,283	65%
Meets GL or Above	226	299	24	69		618	31%
Masters GL	97	127	6	27		257	13%
Total Percentage Points							109%
Component Score							36

**Texas Education Agency
2021 STAAR Performance
MINERAL WELLS EL (182903105) - MINERAL WELLS ISD**

* Confidential *

Data Table

	All Students	African American	Hispanic	White	American Indian	Asian	Pacific Islander	Two or More Races	Econ Disadv	EL (Current)	EL (Current & Monitored)	Special Ed (Current)	Special Ed (Former)	Continuously Enrolled	Non-Continuously Enrolled
All Subjects															
Percent of Tests															
At Approaches GL Standard or Above	65%	49%	65%	65%	33%	80%	100%	75%	62%	64%	69%	39%	81%	65%	63%
At Meets GL Standard or Above	31%	26%	29%	33%	0%	27%	50%	48%	27%	19%	27%	26%	32%	32%	29%
At Masters GL Standard	13%	5%	11%	14%	0%	13%	0%	33%	11%	7%	11%	11%	11%	13%	13%
Number of Tests															
At Approaches GL Standard or Above	1,283	32	587	600	2	12	2	48	1,020	216	287	103	30	1,005	278
At Meets GL Standard or Above	618	17	258	307	0	4	1	31	449	66	111	69	12	489	129
At Masters GL Standard	257	3	103	128	0	2	0	21	183	25	44	28	4	200	57
Total Tests	1,980	65	904	924	6	15	2	64	1,634	339	418	262	37	1,538	442
Participation															
% participation 2018-19	100%	100%	100%	100%	100%	100%	-	100%	100%	100%	100%	100%	100%	100%	100%
% participation 2020-21	95%	91%	97%	94%	100%	94%	100%	94%	96%	99%	100%	91%	100%	95%	96%
ELA/Reading															
Percent of Tests															
At Approaches GL Standard or Above	63%	50%	63%	63%	0%	67%	100%	68%	60%	58%	64%	36%	80%	63%	62%
At Meets GL Standard or Above	28%	19%	24%	31%	0%	17%	100%	48%	24%	18%	23%	23%	20%	29%	26%
At Masters GL Standard	12%	0%	10%	13%	0%	17%	0%	32%	10%	8%	11%	7%	13%	13%	10%
Number of Tests															
At Approaches GL Standard or Above	503	13	232	236	0	4	1	17	401	81	108	39	12	397	106
At Meets GL Standard or Above	226	5	90	117	0	1	1	12	162	25	39	25	3	181	45
At Masters GL Standard	97	0	38	50	0	1	0	8	68	11	19	8	2	79	18
Total Tests	804	26	370	374	2	6	1	25	664	139	169	107	15	632	172
Participation															
% participation 2018-19	100%	100%	100%	100%	100%	100%	-	100%	100%	100%	100%	100%	100%	100%	100%
% participation 2020-21	96%	91%	98%	94%	100%	100%	100%	93%	96%	100%	100%	91%	100%	96%	96%
Mathematics															
Percent of Tests															
At Approaches GL Standard or Above	71%	54%	72%	70%	50%	83%	100%	84%	68%	76%	79%	44%	87%	72%	68%
At Meets GL Standard or Above	37%	35%	36%	38%	0%	50%	0%	52%	32%	26%	33%	30%	40%	37%	37%
At Masters GL Standard	16%	8%	15%	17%	0%	17%	0%	28%	14%	9%	12%	15%	13%	15%	17%
Number of Tests															
At Approaches GL Standard or Above	568	14	265	261	1	5	1	21	450	107	135	48	13	451	117
At Meets GL Standard or Above	299	9	131	143	0	3	0	13	216	36	56	32	6	235	64

**Texas Education Agency
2021 STAAR Performance
MINERAL WELLS EL (182903105) - MINERAL WELLS ISD**

* Confidential *

	All Students	African American	Hispanic	White	American Indian	Asian	Pacific Islander	Two or More Races	Econ Disadv	EL (Current)	EL (Current & Monitored)	Special Ed (Current)	Special Ed (Former)	Continuously Enrolled	Non-Continuously Enrolled
At Masters GL Standard	127	2	55	62	0	1	0	7	91	12	21	16	2	97	30
Total Tests	803	26	369	374	2	6	1	25	665	140	170	108	15	630	173
Participation															
% participation 2018-19	100%	100%	100%	100%	100%	100%	-	100%	100%	100%	100%	100%	100%	100%	100%
% participation 2020-21	95%	91%	97%	94%	100%	100%	100%	93%	95%	99%	99%	90%	100%	95%	96%
Writing															
Percent of Tests															
At Approaches GL Standard or Above	38%	0%	38%	39%	0%	100%	-	50%	36%	35%	40%	24%	50%	37%	40%
At Meets GL Standard or Above	13%	0%	12%	15%	0%	0%	-	13%	13%	10%	11%	12%	50%	14%	10%
At Masters GL Standard	3%	0%	5%	1%	0%	0%	-	13%	3%	3%	3%	4%	0%	4%	2%
Number of Tests															
At Approaches GL Standard or Above	71	0	32	33	0	2	-	4	56	11	14	6	1	51	20
At Meets GL Standard or Above	24	0	10	13	0	0	-	1	20	3	4	3	1	19	5
At Masters GL Standard	6	0	4	1	0	0	-	1	5	1	1	1	0	5	1
Total Tests	187	7	84	85	1	2	-	8	154	31	35	25	2	137	50
Participation															
% participation 2018-19	100%	100%	100%	100%	-	-	-	100%	100%	100%	100%	100%	100%	100%	100%
% participation 2020-21	97%	89%	98%	97%	100%	100%	-	100%	97%	100%	100%	96%	100%	97%	97%
Science															
Percent of Tests															
At Approaches GL Standard or Above	76%	83%	72%	77%	100%	100%	-	100%	75%	59%	68%	45%	80%	76%	74%
At Meets GL Standard or Above	37%	50%	33%	37%	0%	0%	-	83%	34%	7%	27%	41%	40%	39%	32%
At Masters GL Standard	15%	17%	7%	16%	0%	0%	-	83%	13%	3%	7%	14%	0%	14%	17%
Number of Tests															
At Approaches GL Standard or Above	141	5	58	70	1	1	-	6	113	17	30	10	4	106	35
At Meets GL Standard or Above	69	3	27	34	0	0	-	5	51	2	12	9	2	54	15
At Masters GL Standard	27	1	6	15	0	0	-	5	19	1	3	3	0	19	8
Total Tests	186	6	81	91	1	1	-	6	151	29	44	22	5	139	47
Participation															
% participation 2018-19	100%	100%	100%	100%	-	100%	-	100%	100%	100%	100%	100%	100%	100%	100%
% participation 2020-21	94%	100%	94%	93%	100%	50%	-	100%	95%	100%	100%	89%	100%	95%	92%
Social Studies															
Percent of Tests															
At Approaches GL Standard or Above	-	-	-	-	-	-	-	-	-	-	-	-	-	-	-
At Meets GL Standard or Above	-	-	-	-	-	-	-	-	-	-	-	-	-	-	-
At Masters GL Standard	-	-	-	-	-	-	-	-	-	-	-	-	-	-	-

Texas Education Agency
2021 STAAR Performance
MINERAL WELLS EL (182903105) - MINERAL WELLS ISD

* Confidential *

	All Students	African American	Hispanic	White	American Indian	Asian	Pacific Islander	Two or More Races	Econ Disadv	EL (Current)	EL (Current & Monitored)	Special Ed (Current)	Special Ed (Former)	Continuously Enrolled	Non-Continuously Enrolled
Number of Tests															
At Approaches GL Standard or Above	-	-	-	-	-	-	-	-	-	-	-	-	-	-	-
At Meets GL Standard or Above	-	-	-	-	-	-	-	-	-	-	-	-	-	-	-
At Masters GL Standard	-	-	-	-	-	-	-	-	-	-	-	-	-	-	-
Total Tests	-	-	-	-	-	-	-	-	-	-	-	-	-	-	-
Participation															
% participation 2018-19	-	-	-	-	-	-	-	-	-	-	-	-	-	-	-
% participation 2020-21	-	-	-	-	-	-	-	-	-	-	-	-	-	-	-

- Indicates there are no students in the group.

Texas Education Agency
2021 College, Career, and Military Readiness
MINERAL WELLS EL (182903105) - MINERAL WELLS ISD

* Confidential *

This campus is not rated on College, Career, and Military Readiness.

Texas Education Agency
2021 Graduation Rate
MINERAL WELLS EL (182903105) - MINERAL WELLS ISD

* Confidential *

This campus is not rated on Graduation Rate.

Texas Education Agency
2021 Relative Performance
MINERAL WELLS EL (182903105) - MINERAL WELLS ISD

* Confidential *

% Economically Disadvantaged	STAAR Performance
83.2	36

**Texas Education Agency
2021 Closing the Gaps
MINERAL WELLS EL (182903105) - MINERAL WELLS ISD**

* Confidential *

Status and Data Table

	All Students	African American	Hispanic	White	American Indian	Asian	Pacific Islander	Two or More Races	Econ Disadv	EL (Current & Monitored)+	Special Ed (Current)	Special Ed (Former)	Continuously Enrolled	Non-Continuously Enrolled	Total Met	Total Evaluated
Academic Achievement Status																
ELA/Reading Target	44%	32%	37%	60%	43%	74%	45%	56%	33%	29%	19%	36%	46%	42%		
Target Met	No	No	No	No				No	No	No	Yes		No	No		
% at Meets GL Standard or Above	28%	19%	24%	31%	0%	17%	100%	48%	24%	23%	23%	20%	29%	26%		
# at Meets GL Standard or Above	226	5	90	117	0	1	1	12	162	39	25	3	181	45		
Total Tests	804	26	370	374	2	6	1	25	664	169	107	15	632	172		
Mathematics Target	46%	31%	40%	59%	45%	82%	50%	54%	36%	40%	23%	44%	47%	45%		
Target Met	No	Yes	No	No				No	No	No	Yes		No	No		
% at Meets GL Standard or Above	37%	35%	36%	38%	0%	50%	0%	52%	32%	33%	30%	40%	37%	37%		
# at Meets GL Standard or Above	299	9	131	143	0	3	0	13	216	56	32	6	235	64		
Total Tests	803	26	369	374	2	6	1	25	665	170	108	15	630	173		
Total Indicators															3	20
Graduation Rate Status																
Target	90%	90%	90%	90%	90%	90%	90%	90%	90%	90%	90%	n/a	n/a	n/a		
Target Met																
2019 % Graduated	-	-	-	-	-	-	-	-	-	-	-	-	-	-		
2020 % Graduated	-	-	-	-	-	-	-	-	-	-	-	-	-	-		
2020 # Graduated	-	-	-	-	-	-	-	-	-	-	-	-	-	-		
2020 Total in Class	-	-	-	-	-	-	-	-	-	-	-	-	-	-		
Total Indicators																
English Language Proficiency Status																
Target										36%						
Target Met										Yes						
TELPAS Progress Rate										41%						
TELPAS Progress										73						
TELPAS Total										180						
Total Indicators															1	1
Student Success Status																
Target	47	36	41	58	46	73	48	55	38	37	23	43	48	45		
Target Met	No	No	No	No				No	No	No	Yes	No	No	No		
STAAR Component Score	36	27	35	37	11	40	50	52	33	36	25	41	37	35		
% at Approaches GL Standard or Above	65%	49%	65%	65%	33%	80%	100%	75%	62%	69%	39%	81%	65%	63%		

**Texas Education Agency
2021 Closing the Gaps
MINERAL WELLS EL (182903105) - MINERAL WELLS ISD**

* Confidential *

	All Students	African American	Hispanic	White	American Indian	Asian	Pacific Islander	Two or More Races	Econ Disadv	EL (Current & Monitored)+	Special Ed (Current)	Special Ed (Former)	Continuously Enrolled	Non-Continuously Enrolled	Total Met	Total Evaluated
% at Meets GL Standard or Above	31%	26%	29%	33%	0%	27%	50%	48%	27%	27%	26%	32%	32%	29%		
% at Masters GL Standard	13%	5%	11%	14%	0%	13%	0%	33%	11%	11%	11%	11%	13%	13%		
Total Tests	1,980	65	904	924	6	15	2	64	1,634	418	262	37	1,538	442		
Total Indicators															1	11
School Quality Status																
Target	47%	31%	41%	58%	42%	76%	39%	53%	39%	30%	27%	43%	50%	31%		
Target Met																
% Students Meeting CCMR	-	-	-	-	-	-	-	-	-	-	-	-	-	-		
# Students Meeting CCMR	-	-	-	-	-	-	-	-	-	-	-	-	-	-		
Total Students	-	-	-	-	-	-	-	-	-	-	-	-	-	-		
Total Indicators																
Participation 2018-19																
Target	95%	95%	95%	95%	95%	95%	95%	95%	95%	95%	95%	95%	95%	95%		
ELA/Reading																
% Participation	100%	100%	100%	100%	100%	100%	-	100%	100%	100%	100%	100%	100%	100%		
# Participants	947	36	395	475	1	7	-	33	762	193	102	22	686	261		
Total Tests	948	36	395	476	1	7	-	33	763	193	102	22	686	262		
Mathematics																
% Participation	100%	100%	100%	100%	100%	100%	-	100%	100%	100%	100%	100%	100%	100%		
# Participants	946	36	395	475	1	6	-	33	762	192	102	22	686	260		
Total Tests	947	36	395	476	1	6	-	33	763	192	102	22	686	261		
Participation 2020-21																
Target	95%	95%	95%	95%	95%	95%	95%	95%	95%	95%	95%	95%	95%	95%		
ELA/Reading																
% Participation	96%	91%	98%	94%	100%	100%	100%	93%	96%	100%	91%	100%	96%	96%		
# Participants	860	30	402	394	2	6	1	25	712	181	120	16	645	215		
Total Tests	899	33	411	419	2	6	1	27	744	181	132	16	675	224		
Mathematics																
% Participation	95%	91%	97%	94%	100%	100%	100%	93%	95%	99%	90%	100%	95%	96%		
# Participants	856	30	398	394	2	6	1	25	710	179	119	16	640	216		
Total Tests	899	33	411	419	2	6	1	27	744	181	132	16	675	224		

+ Ever HS ELs are included in the Federal Graduation Rate.

Yes (1) Indicates the student group met the four-year long-term graduation rate target of 94.0% and demonstrated improvement of at least 0.1% over the Class of 2015 statewide baseline rate.

Yes (2) Indicates the student group met the four-year interim graduation rate target of 90.0% and demonstrated improvement of at least 0.1% over the prior year rate.

Yes (3) Indicates the student group met its four-year graduation rate growth target.

- Indicates there are no students in the group.



BOARD OF TRUSTEES Agenda Item

MEETING DATE: September 13, 2021

MEETING TYPE:

- Regular Meeting
- Special Meeting

AGENDA ITEM TYPE:

- Action Item
- Non Action Item

DISTRICT GOALS (Check all that apply):

- Academic Competitiveness
- Competitive Work Force
- Promote Community/School Partnerships
- Fiscal Responsibility
- Safe and Secure Schools

TITLE: Monthly Financial Reports and Accounts Payable Listing

RECOMMENDED ACTION: It is recommended that the monthly Financial Reports and Accounts Payable Listing be approved as presented.

BOARD POLICY/STATE REGULATION/LAW REFERENCE (if applicable):



OVERVIEW:

See attached information.

FISCAL IMPACT: Variable revenue and expenditures to District

ATTACHMENTS: Tax Receipt Report; Financial Statement; AP Listing

DEPARTMENT(S) SUBMITTING FORM: Business and Finance

DEPARTMENT SIGNATURE/APPROVAL:  

<u>VENDOR</u>	<u>INVOICE NUMBER</u>	<u>INVOICE DESCRIPTION</u>	<u>CHECK DATE</u>	<u>CHECK NUMBER</u>	<u>CHE TYP</u>	<u>AMOUNT</u>
AIRGAS USA, LLC	9980931876	Supplies	08/04/2021	93171	R	97.35
AT&T MOBILITY	825071876X	SERVICE	08/04/2021	93172	R	1,346.43
AWARDS & MORE ENGRAV	Multiple	Multiple Invoices	08/04/2021	93173	R	491.80
BULLDOG SHREDDERS	0726	SPED-July 2021	08/04/2021	93174	R	160.00
CARDMEMBER SERVICE	0708	Aide Certification Fees Caden Snow Alesia Hernandez	08/04/2021	93175	R	34.00
CDW-G	Multiple	Multiple Invoices	08/04/2021	93176	R	1,089.26
CTAT	300003711	CTAT Membership Dues	08/04/2021	93177	R	175.00
DELL FINANCIAL SERVI	80911034	Quest - Kace imaging system	08/04/2021	93178	R	5,200.00
DEMCO, INC	697816	Library Supplies	08/04/2021	93179	R	709.84
ESTRELLITA	26983	Early literacy/phonics curriculum	08/04/2021	93180	R	5,210.69
FILEWAVE (USA), INC.	19058	Additional MDM licenses	08/04/2021	93181	R	375.00
GAME TIME SPORTS AND	0719	SUPPLIES	08/04/2021	93182	R	255.00
GEOGRAPHIC DRONE	53	Drone Training	08/04/2021	93183	R	2,000.00
HOUGHTON MIFFLIN COM	Multiple	Multiple Invoices	08/04/2021	93184	R	72,074.14
KYOCERA DOCUMENT SOL	5015994311	COPIER RENTAL	08/04/2021	93185	R	408.85
M-F ATHLETIC COMPANY	Multiple	Multiple Invoices	08/04/2021	93186	R	774.75
MITEC	Multiple	Multiple Invoices	08/04/2021	93187	R	10,084.00
TAGT	12065	member type: TAGT member through 8/31/2022, member renew date: 7/26/2021	08/04/2021	93188	R	70.00
TASBO	359792	TASBO online courses (3) (PD)	08/04/2021	93189	R	525.00
VocalBooth.com, Inc.	27784	Library supplies	08/04/2021	93190	R	6,000.00
WALMART CAPITAL ONE	03460	Supplies for board room	08/04/2021	93191	R	110.50
WASTE CONNECTIONS LO	Multiple	Multiple Invoices	08/04/2021	93192	R	6,515.84
WEX BANK	73020525	FUEL	08/04/2021	93193	R	195.73
Wraight, Hugh	0730	Certification	08/04/2021	93194	R	128.00
ACE HARDWARE OF MINE	Multiple	Multiple Invoices	08/11/2021	93200	R	2,357.95
ALLIANCE DALLAS LAUN	Multiple	Multiple Invoices	08/11/2021	93201	R	1,116.71
ALL-TEX DISTRIBUTION	Multiple	Multiple Invoices	08/11/2021	93202	R	12,175.25
ATCO INTERNATIONAL	I0581757	MAINTENANCE-July 2021	08/11/2021	93203	R	280.00
AWARDS & MORE ENGRAV	42201	SUPPLIES	08/11/2021	93204	R	18.00
BENNETT'S OFFICE SUP	Multiple	Multiple Invoices	08/11/2021	93207	R	10,505.20
BENNETT PRINTING	Multiple	Multiple Invoices	08/11/2021	93208	R	215.00
BLACK ROCK TECHNOLOG	39299	Projector bulbs	08/11/2021	93209	R	859.00
BSN SPORTS, LLC	Multiple	Multiple Invoices	08/11/2021	93210	R	12,705.73
CARDINAL'S SPORT CEN	0776626-01	SUPPLIES	08/11/2021	93211	R	317.00
CARRIER ENTERPRISES,	Multiple	Multiple Invoices	08/11/2021	93212	R	4,598.26
THE DETAIL SHOP	573248	MAINTENANCE-July 2021	08/11/2021	93213	R	7.00
DICK BLICK	Multiple	Multiple Invoices	08/11/2021	93214	R	256.80
DOMINO'S PIZZA	74256	MEALS	08/11/2021	93215	R	78.50
DOUBLE H TIRE	Multiple	Multiple Invoices	08/11/2021	93216	R	130.00
EDGENUITY INC.	820937	Digital Libraries 9-12 Comprehensive Site License (HS content for math, ela, science, social studies, electives, ap, world languages, virtual tutors; excludes eDynamic learning and purpose prep) Digital Libraries enhanced cte add-on site license professional development onsite day	08/11/2021	93217	R	26,000.00
EDUCATION SERVICE CT	4102100520	Monthly Internet Service 08/02/2021	08/11/2021	93218	R	1,000.00

<u>VENDOR</u>	<u>INVOICE NUMBER</u>	<u>INVOICE DESCRIPTION</u>	<u>CHECK DATE</u>	<u>CHECK NUMBER</u>	<u>CHE TYP</u>	<u>AMOUNT</u>
ELLIOTT ELECTRIC SUP	Multiple	Multiple Invoices	08/11/2021	93220	R	633.80
FREEZE CARPETS, INC.	0611	MAINTENANCE - BALANCE OWED	08/11/2021	93221	R	7,506.65
FURR BUILDING MATERI	Multiple	Multiple Invoices	08/11/2021	93222	R	1,565.97
GILBERT SAW SHOP	Multiple	Multiple Invoices	08/11/2021	93223	R	131.50
GLOBAL DOCUMENT DEST	33765	DOCUMENT SHREADING	08/11/2021	93224	R	525.95
GOLDEN CHICK	150038	MEALS	08/11/2021	93225	R	137.00
GRAINGER	Multiple	Multiple Invoices	08/11/2021	93226	R	409.04
INDUSTRIAL POWER TRU	97667	TRANSPORTATION - MAINTENANCE AND REPAIR	08/11/2021	93227	R	3,989.40
INFORMATION PROFESSI	39186	MAINTENANCE-July 2021	08/11/2021	93228	R	5,760.00
INTERSTATE BILLING S	Multiple	Multiple Invoices	08/11/2021	93229	R	2,687.24
IXL LEARNING	5409705	SPED-July 2021	08/11/2021	93230	R	719.00
KENT DISTRIBUTORS, I	IN-071565	MAINTENANCE-July 2021	08/11/2021	93231	R	1,646.57
KYOCERA DOCUMENT SOL	Multiple	Multiple Invoices	08/11/2021	93232	R	4,394.34
LEASOR CRASS, P.C.	17771	LEGAL FEES	08/11/2021	93233	R	1,113.00
LONE STAR NEWS GROUP	00253871	PROPOSALS FOR GAS & DIESEL	08/11/2021	93234	R	89.50
MARK'S PLUMBING PART	Multiple	Multiple Invoices	08/11/2021	93235	R	456.56
MARTIN OIL COMPANY	Multiple	Multiple Invoices	08/11/2021	93236	R	115.06
Mori, Robert	0810	MAINTENANCE-August 2021	08/11/2021	93237	R	25.00
NAPA AUTOMOTIVE PART	Multiple	Multiple Invoices	08/11/2021	93238	R	2,432.80
NATIONAL WHOLESALE S	Multiple	Multiple Invoices	08/11/2021	93239	R	256.70
NORTH TEXAS TOLLWAY	Multiple	Multiple Invoices	08/11/2021	93240	R	9.56
NORTON METALS, INC.	35722680	METAL FOR BONFIRE	08/11/2021	93241	R	920.30
O'REILLY AUTOMOTIVE,	Multiple	Multiple Invoices	08/11/2021	93242	R	204.83
OGBURN'S TRUCK PARTS	Multiple	Multiple Invoices	08/11/2021	93243	R	2,906.48
PERSONALIZED COMMUNI	54670-0701	SERVICE	08/11/2021	93244	R	143.00
PURVIS BEARING SERVI	30559808	MAINTENANCE-July 2021	08/11/2021	93245	R	7.98
SHERWIN-WILLIAMS	Multiple	Multiple Invoices	08/11/2021	93246	R	795.31
SIRIUS EDUCATION SOL	0210002821	250- grade 6 reading zinger combo 250- grade 6 math zinger combo 6- grade 6 reading teacher edition 6- grade 6 math teacher edition	08/11/2021	93247	R	9,500.00
SITEONE LANDSCAPE SU	111582834-	MAINTENANCE-July 2021	08/11/2021	93248	R	547.95
SOUTHWEST INTERNATIO	02P67978	TRANSPORTATION - PARTS	08/11/2021	93249	R	60.48
STRIPES AND MORE	78577	TRANSPORTATION - SUPPLY	08/11/2021	93250	R	226.66
SUBWAY	1/A-385832	MEALS	08/11/2021	93251	R	111.46
SUTHERLANDS BLDG. MA	Multiple	Multiple Invoices	08/11/2021	93254	R	2,971.85
TASSP	Multiple	Multiple Invoices	08/11/2021	93255	R	1,020.00
TCEA	000242899	TCEA Summitt	08/11/2021	93256	R	25.00
TEPSA	300053849	TEPSA membership for Natalie Griffin	08/11/2021	93257	R	399.00
TEX-OMA BUILDERS SUP	Multiple	Multiple Invoices	08/11/2021	93258	R	12,471.00
UNIFIRST CORPORATION	Multiple	Multiple Invoices	08/11/2021	93259	R	1,434.57
VARSITY FASHIONS	33303176	POMS	08/11/2021	93260	R	1,037.50
Velazquez, Juana	0810	Texas Educator Certification Examination Program	08/11/2021	93261	R	118.87
WOODARD BUILDERS SUP	Multiple	Multiple Invoices	08/11/2021	93262	R	486.61
ACE HARDWARE OF MINE	Multiple	Multiple Invoices	08/18/2021	93263	R	193.95
AIRGAS USA, LLC	9981660806	Supplies Torres	08/18/2021	93264	R	110.77
AWARDS & MORE ENGRAV	42071	SUPPLIES	08/18/2021	93265	R	112.00
Barker, Courtney	0817	SPED-August 2021	08/18/2021	93266	R	115.00
BENNETT'S OFFICE SUP	Multiple	Multiple Invoices	08/18/2021	93267	R	1,976.93
BILL'S DIESEL & WREC	Multiple	Multiple Invoices	08/18/2021	93268	R	1,914.00
BOUNDS, SUE	0817	SPED-August 2021	08/18/2021	93269	R	115.00
BUCKS WHEEL & EQUIP	107660	TRANSPORTATION - MAINTENANCE	08/18/2021	93270	R	1,898.40

<u>VENDOR</u>	<u>INVOICE NUMBER</u>	<u>INVOICE DESCRIPTION</u>	<u>CHECK DATE</u>	<u>CHECK NUMBER</u>	<u>CHE TYP</u>	<u>AMOUNT</u>
		AND REPAIR				
CDW-G	J123416	HDMI - VGA adapters	08/18/2021	93271	R	550.00
CITY WATER WORKS	0731	SERVICE	08/18/2021	93272	R	5,630.54
CMJ ENGINEERING, INC	21-5-00004	SERVICE FOR AG BARN	08/18/2021	93273	R	1,498.50
DAVID CRAWFORD'S HOM	0802	MWISD ADMIN LUNCHEON (ADMIN RETREAT)	08/18/2021	93274	R	600.00
DUBLIN ISD	0817	ENTRY	08/18/2021	93275	R	800.00
EMPOWERING WRITERS,	140684	6- grade 4 single use license to access the digital resource with aligned narrative, information/expository and editing & revising lessons. school year 7/1/2021-6/30/2022 5- grade 5 single use license to access the digital resource with aligned narrative informational/expository and editing & revising lessons.	08/18/2021	93276	R	2,640.00
THE FAULK COMPANY	5987	CONTRACTED SERVICES	08/18/2021	93277	R	71,667.00
Fenner, Tami	0817	SPED-August 2021	08/18/2021	93278	R	115.00
Fowler, Kendra	0803	Reimburse for Pizza for Registration 8-3-21	08/18/2021	93279	R	45.99
FREEZE CARPETS, INC.	Multiple	Multiple Invoices	08/18/2021	93280	R	1,890.47
GRAHAM ATHLETIC BOOS	0817	ENTRY	08/18/2021	93281	R	350.00
HATCHER, KELSI	0817	VOLLEYBALL OFFICIAL 8/10/21	08/18/2021	93282	R	140.00
HIGH SCHOOL	0817	REIMBURSE CK #11551, 11550, 11552	08/18/2021	93283	R	1,625.00
HOME DEPOT CREDIT SE	Multiple	Multiple Invoices	08/18/2021	93284	R	544.34
HOUGHTON MIFFLIN COM	Multiple	Multiple Invoices	08/18/2021	93286	R	4,722.04
JUDD, PENNY	0817	SECURITY 8/10/2021	08/18/2021	93287	R	100.00
Kelly, Lisa	0817	TRANSPORTATION - EMPLOYEE REIMBURSEMENT FOR CDL FEE	08/18/2021	93288	R	85.00
KYOCERA DOCUMENT SOL	Multiple	Multiple Invoices	08/18/2021	93289	R	1,898.47
LAMAR ELEMENTARY	0817	REIMBURSE PETTY CASH	08/18/2021	93290	R	11.00
LATHAM, PAUL	0817	VOLLEYBALL OFFICIAL 8/10/21	08/18/2021	93291	R	140.00
LOGMEIN COMMUNICATIO	IN71005692	SERVICE	08/18/2021	93292	R	6,168.06
MARTIN, CHET	0817	VOLLEYBALL OFFICIAL 8/10/21	08/18/2021	93293	R	125.00
MWHS PROJECT GRADUAT	0817	PROJECT GRADUATION GRANT FROM TX DEPT OF TRANSPORTATION	08/18/2021	93294	R	750.00
MINERAL WELLS HIGH S	0809	RAM SPIRIT FLAGS	08/18/2021	93295	R	150.00
MITEC	Multiple	Multiple Invoices	08/18/2021	93296	R	954.40
MP2 ENERGY TEXAS LLC	1720933	SERVICE	08/18/2021	93297	R	43,671.41
N-TUNE	Multiple	Multiple Invoices	08/18/2021	93298	R	1,141.00
NAPA AUTOMOTIVE PART	3979-34177	SUPPLIES	08/18/2021	93299	R	45.52
PATTERSON, DONNA	0817	VOLLEYBALL OFFICIAL 8/10/2021	08/18/2021	93300	R	125.00
RAPTOR TECHNOLOGIES,	INV20532	SUPPLIES	08/18/2021	93301	R	495.00
REGION 4 ESC	Multiple	Multiple Invoices	08/18/2021	93305	R	400.00
Rothe, Michaela	Multiple	Multiple Invoices	08/18/2021	93306	R	268.21
SARA LEON & ASSOCIAT	0623	Registration for Shelia Crabtree for webinar: Public Information Act Requests: How to Respond, Redact, and Withhold Information	08/18/2021	93307	R	150.00
SNOW GARRETT WILLIAM	73023	ANNUAL AUDIT FEES	08/18/2021	93308	R	9,680.00

<u>VENDOR</u>	<u>INVOICE NUMBER</u>	<u>INVOICE DESCRIPTION</u>	<u>CHECK DATE</u>	<u>CHECK NUMBER</u>	<u>CHE TYP</u>	<u>AMOUNT</u>
SOCIAL SENTINEL, INC	66382	Social Sentinel	08/18/2021	93309	R	4,850.00
THE EDUCATION COMPAN	2015/2327	Training and Consulting	08/18/2021	93310	R	3,450.00
Unerfusser, Jason	0817	Reimbursement of Fingerprint Fee Jason R Unerfusser - Maintenance Groundskeeper position	08/18/2021	93311	R	49.26
UNIFIRST CORPORATION	Multiple	Multiple Invoices	08/18/2021	93312	R	103.42
Velazquez, Juana	0817	TEA Certification	08/18/2021	93313	R	78.00
WALMART CAPITAL ONE	Multiple	Multiple Invoices	08/18/2021	93314	R	171.09
WOODARD BUILDERS SUP	Multiple	Multiple Invoices	08/18/2021	93315	R	917.33
ACE HARDWARE OF MINE	Multiple	Multiple Invoices	08/25/2021	93318	R	1,488.30
AIRGAS USA, LLC	Multiple	Multiple Invoices	08/25/2021	93319	R	140.99
AMATROL INC.	94886	Training	08/25/2021	93320	R	135.00
AT&T	0811	SERVICE - 214 A31-0060 668 0	08/25/2021	93321	R	3,653.79
AT&T LONG DISTANCE	811340500	SERVICE-CORPORATION #346970 811340500-0	08/25/2021	93322	R	54.20
AT&T MOBILITY	Multiple	Multiple Invoices	08/25/2021	93323	R	307.94
BENNETT'S OFFICE SUP	Multiple	Multiple Invoices	08/25/2021	93325	R	3,574.58
BILL'S DIESEL & WREC	Multiple	Multiple Invoices	08/25/2021	93326	R	390.00
CARDMEMBER SERVICE	Multiple	Multiple Invoices	08/25/2021	93327	R	2,540.42
CARRIER ENTERPRISES,	565095-00	MAINTENANCE-August 2021	08/25/2021	93328	R	1,061.02
CDW-G	Multiple	Multiple Invoices	08/25/2021	93329	R	4,262.55
CMJ ENGINEERING, INC	21-7-00005	SERVICES FOR AG BARN	08/25/2021	93330	R	25,025.18
THE DETAIL SHOP	573249	MAINTENANCE-August 2021	08/25/2021	93331	R	7.00
EDUCATIONAL ENTERPRI	37786	ALL STATE RECORDING FOR STUDENTS	08/25/2021	93332	R	105.00
ELLIOTT ELECTRIC SUP	Multiple	Multiple Invoices	08/25/2021	93333	R	175.27
EMEDCO	9347492427	MAINTENANCE-August 2021	08/25/2021	93334	R	89.91
ENVIROMATIC SERVICES	SV21405	MAINTENANCE-August 2021	08/25/2021	93335	R	985.00
Evans, Edmond	0824	MAINTENANCE-August 2021	08/25/2021	93336	R	49.26
FOLLETT SCHOOL SOLUT	889062f	LIBRARY SUPPLIES	08/25/2021	93337	R	3,021.53
FORT WORTH FOOTBALL	0823	UIL SCRIMMAGE FEE 8/19/2021	08/25/2021	93338	R	150.00
GIFFORD TV & ELECTRO	Multiple	Multiple Invoices	08/25/2021	93339	R	5,137.00
GILBERT SAW SHOP	1163	MAINTENANCE-August 2021	08/25/2021	93340	R	37.00
GRAINGER	Multiple	Multiple Invoices	08/25/2021	93341	R	506.93
HATCHER, MICHAEL	0823	VOLLEYBALL OFFICIAL 8/17/2021	08/25/2021	93342	R	140.00
HIGH SCHOOL	0824	REIMB CK #11554,11555, 11553	08/25/2021	93343	R	1,050.00
HOME DEPOT CREDIT SE	2972070	BALANCE DUE - TRAVIS LIBRARY COUNTER TOPS	08/25/2021	93344	R	1,188.20
HOUSTON ELEMENTARY	0823	REIMBURSE PETTY CASH	08/25/2021	93345	R	74.67
JACK POWELL FORD-MER	Multiple	Multiple Invoices	08/25/2021	93346	R	5,435.66
JW PEPPER & SON INC	363477352	PIANO	08/25/2021	93347	R	63.00
KENT DISTRIBUTORS, I	Multiple	Multiple Invoices	08/25/2021	93348	R	6,522.23
KYOCERA DOCUMENT SOL	Multiple	Multiple Invoices	08/25/2021	93349	R	1,741.89
LONDON, JONATHAN	0823	VOLLEYBALL OFFICIAL 8/17/2021	08/25/2021	93350	R	140.00
Mack, Rhonda	0824	Reimburse for batteries for our Pre-K walkies	08/25/2021	93351	R	21.92
MENDEZ, JONATHAN	0823	FOOTBALL CHAINS	08/25/2021	93352	R	50.00
MITEC	490451	Power supply replacement - HS fire alarm	08/25/2021	93353	R	1,334.77
NAPA AUTOMOTIVE PART	Multiple	Multiple Invoices	08/25/2021	93354	R	69.38
PETE DURANT & ASSOCI	DRAW 03	CONTRACTED SERVICES - AG BARN	08/25/2021	93355	R	132,824.91
PITNEY BOWES	3314092226	RENTAL ON POSTAGE MACHINE	08/25/2021	93356	R	170.13
RICHEY'S	34670	MAINTENANCE-August 2021	08/25/2021	93357	R	830.00
RR SERVICE CO, INC.	4009	MAINTENANCE-July 2021	08/25/2021	93358	R	600.00
S'VILLE SERVICES, LL	1731	Camera and fiber install at	08/25/2021	93359	R	10,307.00

<u>VENDOR</u>	<u>INVOICE NUMBER</u>	<u>INVOICE DESCRIPTION</u>	<u>CHECK DATE</u>	<u>CHECK NUMBER</u>	<u>CHE TYP</u>	<u>AMOUNT</u>
		Travis				
SALAZAR, JOE JR	0823	FOOTBALL CHAINS 8/19/2021	08/25/2021	93360	R	50.00
SHI-GOVERNMENT SOLUT	GB00424059	Dell 3080 Maintenance	08/25/2021	93361	R	789.36
SITEONE LANDSCAPE SU	Multiple	Multiple Invoices	08/25/2021	93362	R	1,436.00
SMASH MY TRASH	34983	MAINTENANCE-August 2021	08/25/2021	93363	R	140.00
SUTHERLANDS BLDG. MA	Multiple	Multiple Invoices	08/25/2021	93364	R	462.51
TEAM GO FIGURE, INC	522	UNIFORMS	08/25/2021	93365	R	4,295.20
TEX-OMA BUILDERS SUP	779652	MAINTENANCE-August 2021	08/25/2021	93366	R	495.00
TEXAS DEPT OF PUBLIC	CRS-202107	Invoice Number CRS-202107-219912	08/25/2021	93367	R	10.00
TEXAS EDUCATIONAL PA	0068880-IN	BOOKS	08/25/2021	93368	R	178.96
TEXAS GAS SERVICES	0812	SERVICE	08/25/2021	93369	R	1,531.49
TRACTOR SUPPLY PLAN	Multiple	Multiple Invoices	08/25/2021	93370	R	305.97
UNIFIRST CORPORATION	Multiple	Multiple Invoices	08/25/2021	93371	R	1,212.09
UNITED REFRIGERATION	80727066-0	MAINTENANCE-August 2021	08/25/2021	93372	R	198.72
VIRCO, INC.	Multiple	Multiple Invoices	08/25/2021	93373	R	19,907.50
WALMART CAPITAL ONE	Multiple	Multiple Invoices	08/25/2021	93374	R	249.96
ACE HARDWARE OF MINE	Multiple	Multiple Invoices	08/31/2021	93375	R	65.67
ANDREATTA, KELLY	0830	FOOTBALL GAME WORKER 8/26/2021	08/31/2021	93376	R	50.00
BENNETT'S OFFICE SUP	Multiple	Multiple Invoices	08/31/2021	93378	R	5,852.50
BLACK ROCK TECHNOLOG	Multiple	Multiple Invoices	08/31/2021	93379	R	1,532.00
Bricker, Niki	0831	Mileage July-Aug 2021 - Bricker	08/31/2021	93380	R	40.77
CARDMEMBER SERVICE	Multiple	Multiple Invoices	08/31/2021	93381	R	201.47
CARPENTER, CLAY	0830	FOOTBALL OFFICIAL 8/26/2021	08/31/2021	93382	R	140.00
CARRIER ENTERPRISES,	Multiple	Multiple Invoices	08/31/2021	93383	R	478.90
CDW-G	Multiple	Multiple Invoices	08/31/2021	93384	R	819.68
EASTMAN, JOE	0830	FOOTBALL GAME WORKER 8/26/2021	08/31/2021	93385	R	100.00
EDUCATION SERVICE CT	5002100087	HB3 Reading Academies	08/31/2021	93386	R	1,366.00
ELLIOTT ELECTRIC SUP	95-87111-0	MAINTENANCE-August 2021	08/31/2021	93387	R	7.30
ERWIN HEALTH CARE, I	639	TRANSPORTATION - EMPLOYEE DOT PHYSICALS OPEN PURCHASE ORDER FOR 2020-2021	08/31/2021	93388	R	3,000.00
HAILE, JAMES	0830	FOOTBALL OFFICIAL 8/26/2021	08/31/2021	93389	R	140.00
HATCHER, KELSI	0830	VOLLEYBALL OFFICIAL 8/27/2021	08/31/2021	93390	R	140.00
HATCHER, MICHAEL	0830	VOLLEYBALL OFFICIAL 8/27/2021	08/31/2021	93391	R	140.00
HIGH SCHOOL	0830	REIMBURSE CK #11559,11557,11558,11560,11561 ,11563,11565,11564	08/31/2021	93392	R	1,856.13
JACK POWELL FORD-MER	SO #122577	MAINTENANCE-August 2021	08/31/2021	93393	R	512.24
JENNINGS, RYAN	0830	VOLLEYBALL OFFICIAL 8/24/2021	08/31/2021	93394	R	125.00
JUDD, PENNY	Multiple	Multiple Invoices	08/31/2021	93395	R	275.00
LIVELY, THOMAS	0830	SECURITY 8/26/2021	08/31/2021	93396	R	125.00
LONDON, JONATHAN	0830	VOLLEYBALL OFFICIAL 8/24/2021	08/31/2021	93397	R	140.00
LONE STAR COMMUNICAT	94917	Intercom repair: Houston	08/31/2021	93398	R	540.00
MINERAL WELLS CHAMBE	18654	Chamber Banquet Table	08/31/2021	93399	R	550.00
MITEC	Multiple	Multiple Invoices	08/31/2021	93400	R	8,285.70
NAPA AUTOMOTIVE PART	Multiple	Multiple Invoices	08/31/2021	93401	R	308.22
PARKER, DONNA	0830	VOLLEYBALL GAME WORKER 8/10,17,24 FOOTBALL GAME WORKER 8/26	08/31/2021	93402	R	175.00
RAGLAND, JERRY	0830	FOOTBAL GAME WORKER 8/26/2021	08/31/2021	93403	R	50.00
RANDY'S SERVICE CENT	0101145	MAINTENANCE-August 2021	08/31/2021	93404	R	7.00
RAPTOR TECHNOLOGIES,	INV17569	RENEWAL	08/31/2021	93405	R	695.00

<u>VENDOR</u>	<u>INVOICE NUMBER</u>	<u>INVOICE DESCRIPTION</u>	<u>CHECK DATE</u>	<u>CHECK NUMBER</u>	<u>CHE TYP</u>	<u>AMOUNT</u>
Raspberry, Jackie	0831	Mileage July-Aug 2021 - Raspberry	08/31/2021	93406	R	98.22
RASBERRY, SHAWN	0830	FOOTBALL OFFICIAL 8/26/2021	08/31/2021	93407	R	140.00
Ray, Saugato	0831	Mileage July-Aug 2021 - Ray	08/31/2021	93408	R	106.85
RHOADS, DAPHNE	0830	VOLLEYBALL OFFICIAL 8/24/2021	08/31/2021	93409	R	140.00
RHODES, EMILY	0830	VOLLEYBALL OFFICIAL 8/24/21	08/31/2021	93410	R	125.00
SALAZAR, JOE JR	0830	FOOTBALL GAME WORKER 8/26/2021	08/31/2021	93411	R	50.00
SUTHERLANDS BLDG. MA	Multiple	Multiple Invoices	08/31/2021	93412	R	165.30
TASB	611757	Registration for Joe Ruelas for Summer Leadership Institute	08/31/2021	93413	R	335.00
TEXAS DEPARTMENT OF	10130983	MAINTENANCE-August 2021	08/31/2021	93414	R	110.00
TEXAS WORKFORCE COMM	99-991162-	UNEMPLOYMENT BENEFITS	08/31/2021	93415	R	896.23
THOUNE, PETER	0830	FOOTBALL OFFICIAL 8/26/2021	08/31/2021	93416	R	140.00
TRACTOR SUPPLY PLAN	100047247	SUPPLIES	08/31/2021	93417	R	21.52
TRAMMELL, BRENDA	0830	VOLLEYBALL GAME WORKER 8/10,17,24,27	08/31/2021	93418	R	300.00
UNIFIRST CORPORATION	Multiple	Multiple Invoices	08/31/2021	93419	R	402.75
WALMART CAPITAL ONE	Multiple	Multiple Invoices	08/31/2021	93420	R	282.39
WEX BANK	73615172	FUEL	08/31/2021	93421	R	162.35
Lascsak, Justin	0728	A-PDF single use license	08/04/2021	202100059	A	79.00
Puente, Rudy JR	103	CONSULTANT	08/04/2021	202100060	A	1,500.00
KONE INC.	Multiple	Multiple Invoices	08/11/2021	202100061	A	2,078.49
Puente, Rudy JR	103	CONSULTANT	08/18/2021	202100062	A	1,500.00
CUMMINS SOUTHERN PLA	84-33824	PARTS	08/25/2021	202100065	A	333.42
Cotton, Mark II	0831	Mileage July-Aug 2021 - Cotton	08/31/2021	202100066	A	144.76
Johnson, Austin	0831	Mileage July-Aug 2021 - Johnson	08/31/2021	202100067	A	92.40
Lascsak, Justin	0831	SMART Wireless adapter	08/31/2021	202100068	A	71.05
Totals for checks						715,594.87

FUND SUMMARY

<u>FUND</u>	<u>DESCRIPTION</u>	<u>BALANCE SHEET</u>	<u>REVENUE</u>	<u>EXPENSE</u>	<u>TOTAL</u>
180	CO-CURRICULAR	0.00	0.00	21,510.82	21,510.82
199	GENERAL FUND	0.00	750.00	693,334.05	694,084.05
***	Fund Summary Totals ***	0.00	750.00	714,844.87	715,594.87

***** End of report *****

<u>VENDOR</u>	<u>INVOICE NUMBER</u>	<u>INVOICE DESCRIPTION</u>	<u>CHECK DATE</u>	<u>CHECK NUMBER</u>	<u>CHE TYP</u>	<u>AMOUNT</u>
BORDEN DAIRY	3752923	TRAVIS MILK	08/11/2021	6075	R	548.78
CHEMSEARCH	7459144	DRAIN COBRA	08/11/2021	6076	R	159.91
DAVILA, TINA	0731	MILEAGE	08/11/2021	6077	R	4.76
DEAN FOODS COMPANY	0731	TRAVIS MILK	08/11/2021	6078	R	243.10
Forman, Tuesday	0731	MILEAGE	08/11/2021	6079	R	7.84
JESSE'S DRIVE INN	15686	MOSIAC TRAINING LUNCH	08/11/2021	6080	R	73.48
LABATT FOOD SERVICE	0731	TRAVIS FOOD	08/11/2021	6081	R	4,365.60
TEXAS BEST DONUTS	9523-21	TEACHER ORIENTATION	08/11/2021	6082	R	40.00
WALMART CAPITAL ONE	Multiple	Multiple Invoices	08/11/2021	6083	R	122.38
HEARN, PAUL	Multiple	Multiple Invoices	08/17/2021	6084	R	450.00
HEARTLAND PAYMENT SY	970048	Heartland Mosaic for food services	08/25/2021	6085	R	9,387.00
UNITED REFRIGERATION	80690154-0	MAINTENANCE-August 2021	08/25/2021	6086	R	2,280.99
TEXAS BEST DONUTS	9523-25	STAFF DONUTS	08/31/2021	6087	R	50.00
Totals for checks						17,733.84

FUND SUMMARY

<u>FUND</u>	<u>DESCRIPTION</u>	<u>BALANCE SHEET</u>	<u>REVENUE</u>	<u>EXPENSE</u>	<u>TOTAL</u>
240	FOOD SERVICE	450.00	0.00	17,283.84	17,733.84
***	Fund Summary Totals ***	450.00	0.00	17,283.84	17,733.84

***** End of report *****

<u>VENDOR</u>	<u>INVOICE NUMBER</u>	<u>INVOICE DESCRIPTION</u>	<u>CHECK DATE</u>	<u>CHECK NUMBER</u>	<u>CHE TYP</u>	<u>AMOUNT</u>
BLACK ROCK TECHNOLOG	39099	Cases for iPads	08/04/2021	18889	R	1,650.00
CARDMEMBER SERVICE	40987029	Survey Monkey	08/04/2021	18890	R	953.82
CDW-G	G625517	Hotspots - 1 year service	08/04/2021	18891	R	17,450.00
VOYAGER SOPRIS LEARN	3812062	Summer School Materials with Voyager Sopris (Angie Myrick)	08/04/2021	18892	R	27,917.50
VOYAGER SOPRIS LEARN	3827554	Summer School Materials with Voyager Sopris (Angie Myrick)	08/04/2021	18892	R	5,880.00
A2Z TELETHERAPY SPEE	0731	SPED-July 2021	08/11/2021	18893	R	396.00
BENCHMARK EDUCATION	430370	Pre K Curriculum	08/11/2021	18894	R	52,840.00
EDUCATION SERVICE CT	243841	Registration for Rhonda Nicklas for Virtual Instructional Coaching Conference 2021	08/11/2021	18895	R	598.00
EDUCATION GALAXY, LL	ci-000079	License for use	08/11/2021	18896	R	950.00
HOUGHTON MIFFLIN COM	07092021	SPED-June 2021	08/11/2021	18897	R	4,282.67
MEDICAID CLAIM SOLUT	21-182901-	SPED-June & July 2021	08/11/2021	18898	R	118.51
MEDICAID CLAIM SOLUT	21-182902-	SPED-June & July 2021	08/11/2021	18898	R	157.17
MEDICAID CLAIM SOLUT	21-182903-	SPED-June & July 2021	08/11/2021	18898	R	2,702.03
MEDICAID CLAIM SOLUT	21-182904-	SPED-June & July 2021	08/11/2021	18898	R	86.86
MEDICAID CLAIM SOLUT	21-182905-	SPED-June & July 2021	08/11/2021	18898	R	28.64
MEDICAID CLAIM SOLUT	21-182903-	SPED-June & July 2021	08/11/2021	18898	R	0.48
MEDICAID CLAIM SOLUT	21-182903-	SPED-June & July 2021	08/11/2021	18898	R	41.97
VOYAGER SOPRIS LEARN	3785942	Math Intervention Licenses	08/11/2021	18899	R	2,400.00
180 SIGNS	I210708269	TNT SUPPLIES	08/18/2021	18900	R	554.00
CEV MULTIMEDIA	123720	1- CEV Careers Middle School Instructor Annual License 200- CEV Careers Middle School Student Annual License	08/18/2021	18901	R	2,725.00
EDGEUNITY INC.	829368	MyPath NWEA Map Integration Annual Subscription MyPath Reading and Math Site License Professional Development Onsite Day	08/18/2021	18902	R	11,995.00
FRONTLINE TECHNOLOGI	INVUS14468	SPED-July 2021	08/18/2021	18903	R	9,450.00
FRONTLINE TECHNOLOGI	INVUS14469	SPED-July 2021	08/18/2021	18903	R	14,925.00
IMAGINATION STATION	SIN020154	ISIP ADVANCED READING STUDENT ASSESSMENT	08/18/2021	18904	R	1,636.25
IMAGINATION STATION	SIN020098	Istation Reading	08/18/2021	18904	R	16,533.00
IMAGINE LEARNING, IN	828197	2: Imagine Math Facts Site License All Students enrolled	08/18/2021	18905	R	7,000.00
NEARPOD, INC.	INV41506	Lesson Library	08/18/2021	18906	R	7,500.00
NORTHWEST EVALUATION	59547	Map Growth 5-12 license Map for Science License	08/18/2021	18907	R	8,224.00
PLICKERS INC	756ed1b7	Plickers Pro 1 year subscription	08/18/2021	18908	R	273.14
SCREENCASTIFY	SC-445846	District Suite (Record, Edit & Submit unlimited)	08/18/2021	18909	R	5,775.00
SOUTHWEST EDUCATION	1199	Symphony Math Program-700 seat campus license for one year	08/18/2021	18910	R	11,300.00
ALLSTAR ATHLETICS	2394	SHIRTS	08/25/2021	18911	R	141.95
CEV MULTIMEDIA	123933	Ag teacher and student license renewal 1 teacher and 125 students	08/25/2021	18912	R	7,600.00
EDGEUNITY INC.	831081	Classlink Integration and Nightly Imports	08/25/2021	18913	R	1,000.00

<u>VENDOR</u>	<u>INVOICE NUMBER</u>	<u>INVOICE DESCRIPTION</u>	<u>CHECK DATE</u>	<u>CHECK NUMBER</u>	<u>CHE TYP</u>	<u>AMOUNT</u>
EDMENTUM	INV161304	Online License Intervention Program	08/25/2021	18914	R	49,991.00
GENERATION GENIUS, I Study.com, LLC	GG83885 9136	school plan (science only) 7- Institution Teacher Classroom	08/25/2021 08/25/2021	18915 18916	R R	995.00 4,083.31
6M CONSTRUCTION & CL	1041	CLEANING SUPPLIES FOR CCS	08/31/2021	18917	R	583.43
FAMOUS MINERAL WATER	30131	SPED-August 2021	08/31/2021	18918	R	17.50
FAMOUS MINERAL WATER	30139	Inv. #30139	08/31/2021	18918	R	58.00
SAVVAS LEARNING COMP	4026440968	1: My Perspective English Language Arts 2021 Grade 9 1: My Perspective English Language Arts 2021 Grade 10 1: My Perspective English Language Arts 2021 Grade 11 1: My Perspective English Language Arts 2021 Grade 12	08/31/2021	18919	R	599.88
CLEMENTS, FREIDA	0817	SPED-August 2021	08/18/2021	202100063	A	4,452.50
RAMSEY, PAULA	0817	SPED-August 2021	08/18/2021	202100064	A	442.00
Totals for checks						286,308.61

FUND SUMMARY

<u>FUND</u>	<u>DESCRIPTION</u>	<u>BALANCE SHEET</u>	<u>REVENUE</u>	<u>EXPENSE</u>	<u>TOTAL</u>
211	TITLE I, PART A	0.00	0.00	953.82	953.82
266	ESSER GRANT	0.00	0.00	583.43	583.43
270	TITLE V,B,SP 2, RLIS	0.00	0.00	37,745.50	37,745.50
282	ESSER III	0.00	0.00	128,047.39	128,047.39
313	IDEA-B FORMULA	0.00	0.00	4,282.67	4,282.67
410	STATE TEXTBOOK FUND	0.00	0.00	81,123.19	81,123.19
437	SPECIAL EDUCATION	0.00	0.00	29,269.50	29,269.50
455	SHARS-MEDICAID	0.00	0.00	3,549.16	3,549.16
461	CAMPUS ACTIVITY FUND	0.00	0.00	753.95	753.95
***	Fund Summary Totals ***	0.00	0.00	286,308.61	286,308.61

***** End of report *****

<u>VENDOR</u>	<u>INVOICE</u> <u>NUMBER</u>	<u>INVOICE</u> <u>DESCRIPTION</u>	<u>CHECK</u> <u>DATE</u>	<u>CHECK CHE</u> <u>NUMBER TYP</u>	<u>AMOUNT</u>
THE BANK OF NEW YORK	Multiple	Multiple Invoices	08/31/2021	1387 R	1,500.00
				Totals for checks	1,500.00

FUND SUMMARY

<u>FUND</u>	<u>DESCRIPTION</u>	<u>BALANCE SHEET</u>	<u>REVENUE</u>	<u>EXPENSE</u>	<u>TOTAL</u>
599	DEBT SERVICE	0.00	0.00	1,500.00	1,500.00
***	Fund Summary Totals ***	0.00	0.00	1,500.00	1,500.00

***** End of report *****

**MINERAL WELLS INDEPENDENT SCHOOL DISTRICT
CASH POSITION**

FOR PERIOD ENDING July 31, 2021

GENERAL FUND	\$ 7,819,060.64
FOOD SERVICE	\$ 8,632.06
SPECIAL REVENUE	\$ 1,541,074.79
INTEREST & SINKING	\$ 1,019,217.90
INSURANCE FUND	\$ 388,685.78
WORKERS' COMPENSATION	\$ 249.55
TRUST & AGENCY FUND	\$ 180,341.92
PAYROLL	<u>\$ (66,387.39)</u>
TOTAL	\$ 10,890,875.25
<u>Lone Star Investment</u>	
General Fund	\$ 7,143.27
Food Service Fund	\$ 3.85
Interest & Sinking	\$ 0.05
Insurance Fund	<u>\$ 93,181.07</u>
TOTAL INVESTMENTS	\$ 100,328.24

<u>End</u>	<u>End</u>	CASH <u>RECEIVED</u>	2020-2021 <u>Budget</u>	<u>Balance</u>
180	CO-CURRICULAR	113,367.38	148,782.00	35,414.62
199	GENERAL FUND	31,259,003.12	32,633,411.00	1,374,407.88
211	TITLE I, PART A	731,764.56	1,095,473.00	363,708.44
240	FOOD SERVICE	1,556,667.84	2,036,016.00	479,348.16
244	CARL PERKINS BASIC FORM. GRANT	48,279.00	54,994.00	6,715.00
255	TITLE II, PART A-SUP EFF INSTR	95,274.14	139,414.00	44,139.86
263	Title III, PART A-ELA	9,723.22	40,623.00	30,899.78
266	ESSER GRANT	120,953.74	0.00	-120,953.74
270	TITLE V,B,SP 2, RLIS	16,488.75	81,167.00	64,678.25
281	ESSER II PPRP	124,869.60	0.00	-124,869.60
289	FEDERALLY FUNDED SPECIAL REV	44,533.35	83,220.00	38,686.65
313	IDEA-B FORMULA	806,300.53	1,152,601.00	346,300.47
314	IDEA-B PRESCHOOL	704.67	37,890.00	37,185.33
410	STATE TEXTBOOK FUND	111,323.06	0.00	-111,323.06
429	STATE FUNDED SPECIAL REVENUE	43,271.50	0.00	-43,271.50
437	SPECIAL EDUCATION	869,313.86	0.00	-869,313.86
455	SHARS-MEDICAID	742,462.26	0.00	-742,462.26
461	CAMPUS ACTIVITY FUND	18,852.55	0.00	-18,852.55
599	DEBT SERVICE	4,126,268.62	3,735,488.00	-390,780.62
753	INSURANCE FUND	460.17	0.00	-460.17
829	SCHOLARSHIP FUND	8,373.81	0.00	-8,373.81
Grand Revenue Totals		40,848,255.73	41,239,079.00	390,823.27

Number of Accounts: 102

***** End of report *****

<u>Fnd</u>	<u>Fnd</u>	<u>Expended</u>	<u>Encumbered</u>	<u>2020-2021 Budget</u>	<u>Balance</u>
180	CO-CURRICULAR	1,146,269.22	20,622.63	1,228,618.00	61,726.15
199	GENERAL FUND	28,914,258.12	249,556.35	31,553,575.00	2,389,760.53
211	TITLE I, PART A	993,411.07	0.00	1,095,473.00	102,061.93
240	FOOD SERVICE	1,865,544.06	0.00	2,036,016.00	170,471.94
244	CARL PERKINS BASIC FORM. GRANT	48,279.00	0.00	54,994.00	6,715.00
255	TITLE II, PART A-SUP EFF INSTR	121,517.35	0.00	139,414.00	17,896.65
263	Title III, PART A-ELA	13,369.17	0.00	40,623.00	27,253.83
266	ESSER GRANT	153,455.79	0.00	0.00	-153,455.79
270	TITLE V,B,SP 2, RLIS	62,244.08	66,933.76	81,167.00	-48,010.84
276	INSTRUCTIONAL CONTINUITY	4,908.36	0.00	0.00	-4,908.36
289	FEDERALLY FUNDED SPECIAL REV	65,270.07	0.00	83,220.00	17,949.93
313	IDEA-B FORMULA	1,057,017.65	4,282.67	1,152,601.00	91,300.68
314	IDEA-B PRESCHOOL	704.67	0.00	37,890.00	37,185.33
410	STATE TEXTBOOK FUND	42,962.89	80,523.31	0.00	-123,486.20
429	STATE FUNDED SPECIAL REVENUE	43,271.50	0.00	0.00	-43,271.50
437	SPECIAL EDUCATION	992,905.58	24,375.00	0.00	-1,017,280.58
455	SHARS-MEDICAID	218,661.13	0.00	0.00	-218,661.13
461	CAMPUS ACTIVITY FUND	20,749.33	0.00	0.00	-20,749.33
599	DEBT SERVICE	3,117,688.87	0.00	3,735,488.00	617,799.13
829	SCHOLARSHIP FUND	11,800.00	0.00	0.00	-11,800.00
Grand Expense Totals		38,894,287.91	446,293.72	41,239,079.00	1,898,497.37

Number of Accounts: 2053

***** End of report *****

End T	Fn	Obj	Sb	Org	F	Pr	L	L2	Obj	2020-2021	YTD	Encumbered	Unencumbered
										BUDGET	EXPENDED	Amount	Balance
XXX	E	00	----	----	----	----	----	----	----	351,695.00	239,862.65	0.00	111,832.35
XXX	E	11	----	----	----	----	----	----	----	19,492,196.00	17,284,254.67	146,570.22	2,061,371.11
XXX	E	12	----	----	----	----	----	----	----	1,151,022.00	1,365,777.34	66,452.11	-281,207.45
XXX	E	13	----	----	----	----	----	----	----	301,071.00	248,209.40	2,135.00	50,726.60
XXX	E	21	----	----	----	----	----	----	----	108,694.00	139,480.58	6,161.00	-36,947.58
XXX	E	23	----	----	----	----	----	----	----	2,327,502.00	2,115,482.60	3,390.30	208,629.10
XXX	E	31	----	----	----	----	----	----	----	557,920.00	428,999.40	0.00	128,920.60
XXX	E	33	----	----	----	----	----	----	----	374,491.00	350,353.72	0.00	24,137.28
XXX	E	34	----	----	----	----	----	----	----	1,088,365.00	1,077,861.43	6,215.00	4,288.57
XXX	E	35	----	----	----	----	----	----	----	2,062,522.00	1,887,519.06	0.00	175,002.94
XXX	E	36	----	----	----	----	----	----	----	1,260,134.00	1,159,492.89	20,804.98	79,836.13
XXX	E	41	----	----	----	----	----	----	----	1,404,344.00	1,304,900.40	1,161.00	98,282.60
XXX	E	51	----	----	----	----	----	----	----	3,107,187.00	2,776,124.16	17,289.37	313,773.47
XXX	E	52	----	----	----	----	----	----	----	59,214.00	60,120.41	0.00	-906.41
XXX	E	53	----	----	----	----	----	----	----	190,314.00	181,986.51	0.00	8,327.49
XXX	E	71	----	----	----	----	----	----	----	3,969,124.00	3,351,087.37	0.00	618,036.63
XXX	E	81	----	----	----	----	----	----	----	0.00	280,074.61	0.00	-280,074.61
XXX	E	93	----	----	----	----	----	----	----	645,401.00	645,401.00	0.00	0.00
XXX	E	97	----	----	----	----	----	----	----	102,501.00	167,521.40	0.00	-65,020.40
Grand Expense Totals										38,553,697.00	35,064,509.60	270,178.98	3,219,008.42

Number of Accounts: 1755

***** End of report *****

**SEPTEMBER 13, 2021 BOARD MEETING
2020-2021 TAX COLLECTIONS
AS Of JULY 31, 2021**

MAINTENANCE & OPERATIONS						
	LEVY	MONTHLY ACTIVITY	PRIOR ACTIVITY	YEAR-TO-DATE ACTIVITY	BALANCE DUE	YEAR-TO-DATE PERCENTAGE COLLECTED
CURRENT TAXES	\$ 8,736,821.00	\$ 84,744.81	\$ 9,221,358.20	\$ 9,306,103.01	\$ (569,282.01)	106.52%
DELINQUENT TAXES	\$ 230,778.00	\$ 11,283.58	\$ 213,131.49	\$ 224,415.07	\$ 6,362.93	97.24%
PENALTY & INTEREST	\$ 145,978.00	\$ 18,502.82	\$ 146,846.34	\$ 165,349.16	\$ (19,371.16)	113.27%
GRAND TOTAL	\$ 9,113,577.00	\$ 114,531.21	\$ 9,581,336.03	\$ 9,695,867.24	\$ (582,290.24)	106.39%

INTEREST & SINKING						
	LEVY	MONTHLY ACTIVITY	PRIOR ACTIVITY	YEAR-TO-DATE ACTIVITY	BALANCE DUE	YEAR-TO-DATE PERCENTAGE COLLECTED
CURRENT TAXES	\$ 2,702,093.00	\$ 30,120.28	\$ 3,277,487.24	\$ 3,307,607.52	\$ (605,514.52)	122.41%
DELINQUENT TAXES	\$ 57,522.00	\$ 3,163.45	\$ 59,847.10	\$ 63,010.55	\$ (5,488.55)	109.54%
PENALTY & INTEREST	\$ 34,947.00	\$ 6,143.06	\$ 46,259.89	\$ 52,402.95	\$ (17,455.95)	149.95%
GRAND TOTAL	\$ 2,794,562.00	\$ 39,426.79	\$ 3,383,594.23	\$ 3,423,021.02	\$ (628,459.02)	122.49%



BOARD OF TRUSTEES Agenda Item

MEETING DATE: September 13, 2021

MEETING TYPE:

- Regular Meeting
- Special Meeting

AGENDA ITEM TYPE:

- Action Item
- Non Action Item

DISTRICT GOALS (Check all that apply):

- Academic Competitiveness
- Competitive Work Force
- Promote Community/School Partnerships
- Fiscal Responsibility
- Safe and Secure Schools

TITLE: Water/Electricity/Gas Reports

RECOMMENDED ACTION: It is recommended that the Water/Electricity/Gas Reports be approved as presented.

BOARD POLICY/STATE REGULATION/LAW REFERENCE (if applicable):

OVERVIEW:

See attached utility reports.

FISCAL IMPACT: Variable cost to District

ATTACHMENTS: Water/Electricity/Gas Reports

DEPARTMENT(S) SUBMITTING FORM: Business and Finance

DEPARTMENT SIGNATURE/APPROVAL:  

Water

2014-2015	Sep	Oct	Nov	Dec	Jan	Feb	Mar	Apr	May	Jun	Jul	Aug	Total
High School	4,724.97	1,823.96	1,618.93	1,451.94	3,630.59	4,385.30	(1,664.53)	822.18	2,486.71	1,496.31	1,220.08	1,813.29	23,809.73
Junior High	930.84	974.44	721.70	661.04	1,708.66	2,138.79	(770.96)	436.35	1,114.69	563.69	434.72	1,483.09	10,397.05
Travis	1,613.05	1,855.51	1,701.51	1,411.51	4,056.19	4,539.55	(2,280.98)	69.63	2,687.29	1,106.88	702.06	2,545.37	20,007.57
Houston	1,208.90	1,526.90	1,181.91	1,074.92	2,753.00	3,223.79	(1,234.03)	769.94	1,927.60	906.65	624.04	1,373.84	15,337.46
Lamar	856.71	1,059.14	918.38	875.14	2,469.63	2,887.98	(809.17)	605.82	1,844.69	1,441.70	590.89	846.77	13,587.68
DSC	297.74	312.09	352.09	505.10	1,225.42	1,357.89	(586.58)	76.45	722.86	595.71	545.21	585.38	5,989.36
Athletics	2,315.32	1,622.02	1,437.76	1,136.24	2,637.51	2,918.25	(1,105.36)	389.17	1,473.85	1,332.89	2,869.10	7,004.56	24,031.31
Transportation	76.27	75.90	73.90	75.90	167.76	192.62	(69.53)	38.87	103.32	93.13	82.94	61.30	972.38
Total	12,023.80	9,249.96	8,006.18	7,191.79	18,648.76	21,644.17	(8,521.14)	3,208.41	12,361.01	7,536.96	7,069.04	15,713.60	114,132.54

2015-2016	Sep	Oct	Nov	Dec	Jan	Feb	Mar	Apr	May	Jun	Jul	Aug	Total
High School	2,756.59	2,569.46	2,053.89	2,060.25	2,039.80	1,774.43	1,654.41	2,041.42	1,740.43	1,027.42	786.43	1,492.43	21,996.96
Junior High	1,189.08	1,232.27	1,716.51	1,154.41	802.60	742.60	761.30	774.65	693.27	1,129.25	794.57	791.09	11,781.60
Travis	1,245.64	2,276.77	1,804.49	1,689.91	1,742.52	1,304.50	1,493.51	1,516.52	1,410.50	805.51	580.52	1,174.26	17,044.65
Houston	2,348.96	2,947.27	1,618.26	1,399.30	1,059.91	1,318.92	1,472.92	1,542.92	1,442.90	632.90	628.35	1,093.91	17,506.52
Lamar	1,288.38	3,677.70	853.20	869.74	662.51	813.78	745.60	836.34	836.51	1,411.76	6,501.16	797.37	19,294.05
DSC	792.01	742.70	792.87	845.07	573.10	851.54	711.10	687.54	735.10	766.09	752.27	978.96	9,228.35
Athletics	4,399.92	6,726.55	1,804.00	1,477.44	981.19	1,242.67	1,077.14	1,282.62	1,034.73	2,843.80	3,447.24	2,789.21	29,106.51
Transportation	147.86	119.86	107.13	113.50	89.92	205.90	81.90	92.91	82.91	115.90	68.91	101.90	1,328.60
Total	14,168.44	20,292.58	10,750.35	9,609.62	7,951.55	8,254.34	7,997.88	8,774.92	7,976.35	8,732.63	13,559.45	9,219.13	127,287.24

2016-2017	Sep	Oct	Nov	Dec	Jan	Feb	Mar	Apr	May	Jun	Jul	Aug	Total
High School	1,877.42	1,777.42	1,698.70	2,135.78	1,943.91	1,765.39	1,674.40	1,722.63	1,788.27	1,068.37	1,872.41	1,460.98	20,785.68
Junior High	2,050.48	2,860.17	900.61	1,011.92	818.24	790.29	723.68	775.94	834.74	411.48	418.81	713.62	12,309.98
Travis	1,824.52	1,688.50	1,637.84	1,511.64	1,998.99	1,711.70	1,534.53	1,776.66	1,550.94	741.43	578.30	431.58	16,986.63
Houston	1,610.92	1,643.91	1,893.61	1,094.36	1,558.11	1,481.16	1,530.73	1,717.46	1,702.06	559.10	548.84	1,244.47	16,584.73
Lamar	1,511.84	938.82	889.93	701.45	998.88	988.73	884.41	984.86	945.88	371.53	317.14	816.75	10,350.22
DSC	758.88	769.10	791.64	780.36	776.25	770.10	770.99	788.43	798.69	741.23	695.07	770.99	9,211.73
Athletics	2,903.21	2,180.50	1,555.99	1,027.56	1,730.00	951.04	1,344.57	1,160.79	1,205.79	2,066.10	1,488.66	1,885.77	19,499.98
Transportation	89.92	97.90	127.61	87.60	99.91	107.10	95.67	95.67	93.62	97.72	77.20	103.88	1,173.80
Total	12,627.19	11,956.32	9,495.93	8,350.67	9,924.29	8,565.51	8,558.98	9,022.44	8,919.99	6,056.96	5,996.43	7,428.04	106,902.75

2017-2018	Sep	Oct	Nov	Dec	Jan	Feb	Mar	Apr	May	Jun	Jul	Aug	Total
High School	1,793.41	2,002.35	2,077.96	1,352.11	2,761.64	1,630.65	4,459.94	1,791.19	1,604.97	1,052.63	980.76	1,475.33	22,982.94
Junior High	894.63	1,124.27	823.31	667.31	825.28	982.72	482.65	759.68	574.70	365.66	420.75	756.47	8,677.43
Travis	2,956.57	1,769.29	2,275.21	1,914.24	2,791.32	2,879.13	2,052.84	2,209.42	1,726.97	609.72	452.08	458.42	22,095.21
Houston	1,725.66	2,328.61	1,891.37	1,746.70	2,122.29	2,861.84	1,213.47	1,776.32	1,488.54	879.84	841.05	1,409.21	20,284.90
Lamar	992.25	1,041.73	908.43	755.02	942.28	942.28	885.15	1,018.46	984.60	630.18	460.89	891.49	10,452.76
DSC	746.37	798.89	831.23	814.75	834.86	796.77	844.23	798.89	845.44	831.04	828.51	809.47	9,980.45
Athletics	2,601.71	2,375.07	1,532.22	1,924.56	1,312.88	1,348.02	1,375.72	1,324.17	1,348.06	2,033.00	1,671.53	2,920.34	21,767.28
Transportation	107.99	120.25	113.03	109.67	113.91	114.96	118.14	120.25	112.84	116.03	459.87	111.79	1,718.73
Total	11,818.59	11,560.46	10,452.76	9,284.36	11,704.46	11,556.37	11,432.14	9,798.38	8,686.12	6,518.10	6,115.44	8,832.52	117,759.70

2018-2019	Sep	Oct	Nov	Dec	Jan	Feb	Mar	Apr	May	Jun	Jul	Aug	Total
High School	2,035.85	1,841.10	1,632.61	1,576.98	1,745.54	2,020.16	1,685.36	2,035.33	1,640.82	915.49	713.22	1,391.03	19,233.49
Junior High	1,852.81	1,636.34	1,119.09	1,098.72	1,319.49	1,768.03	1,268.32	1,243.90	1,069.90	757.09	734.00	1,282.05	15,149.74
Travis	3,238.70	2,257.94	2,068.61	1,886.65	1,992.11	1,912.15	1,479.83	2,002.55	1,544.75	825.01	1,023.19	1,609.64	21,841.13
Houston	1,805.94	1,777.39	1,613.69	1,622.97	1,861.73	1,672.80	1,434.05	1,794.50	1,502.44	847.60	893.43	1,606.73	18,437.27
Lamar	1,173.98	1,230.05	1,103.44	1,033.90	1,103.44	1,239.05	1,051.29	1,339.88	1,083.74	574.93	600.43	1,244.83	12,778.96
DSC	850.72	874.00	905.79	944.04	979.97	964.70	999.67	1,034.44	1,002.44	941.67	802.85	768.63	11,068.92
Athletics	2,097.28	1,914.95	1,798.22	1,472.44	1,437.23	1,436.02	1,427.63	1,491.29	1,442.04	1,331.90	1,341.56	3,890.43	21,080.99
Transportation	126.60	135.05	139.64	150.08	165.13	160.50	205.71	186.00	163.97	162.82	167.45	184.85	1,947.80
Total	13,181.88	11,666.82	10,381.09	9,785.78	10,604.64	11,173.41	9,551.86	11,127.89	9,450.10	6,356.51	6,280.13	11,978.19	121,538.30

2019-2020	Sep	Oct	Nov	Dec	Jan	Feb	Mar	Apr	May	Jun	Jul	Aug	Total
High School	1,966.40	2,147.15	1,730.77	1,513.98	1,707.02	1,872.76	885.08	702.67	1,037.72	629.04	613.02	1,271.69	16,077.30
Junior High	1,603.39	2,624.26	1,027.81	819.54	943.91	1,121.78	650.49	502.94	471.09	826.08	627.80	1,096.43	12,315.52
Travis	1,668.76	2,786.04	1,648.91	1,948.28	1,637.02	1,892.45	1,205.79	845.82	603.47	924.23	675.94	1,514.66	17,351.37
Houston	2,017.02	2,197.82	2,266.41	1,651.03	2,145.23	2,151.17	2,136.91	426.19	1,002.37	1,112.86	1,319.57	1,552.42	19,979.00
Lamar	1,692.21	1,527.63	1,580.20	1,007.58	1,157.27	1,241.62	570.40	419.52	420.71	443.28	487.24	880.47	11,428.13
DSC	821.40	853.85	833.39	833.99	676.00	540.56	381.37	359.37	358.79	338.60	350.48	489.47	6,837.27
Athletics	2,409.03	2,148.83	1,689.16	1,531.17	1,493.16	1,534.38	1,398.14	1,357.39	1,411.05	1,397.33	1,481.61	2,762.80	20,614.05
Transportation	209.18	216.13	211.19	229.02	218.34	232.58	211.21	210.01	213.58	219.52	236.15	265.84	2,672.75
Total	12,387.39	14,501.71	10,987.84	9,534.59	9,977.95	10,587.30	7,439.39	4,823.91	5,518.78	5,890.94	5,791.81	9,833.78	107,275.39

2020-2021	Sep	Oct	Nov	Dec	Jan	Feb	Mar	Apr	May	Jun	Jul	Aug	Total
High School	1,706.46	1,733.80	1,646.64	1,322.04	1,464.25	1,445.60	1,687.31	1,857.03	2,196.34	1,093.67	958.10	-	17,111.24
Junior High	1,038.88	947.49	883.72	796.12	1,287.90	1,981.24	964.53	1,024.66	972.29	646.54	510.89	-	11,054.26
Travis	2,010.06	2,228.48	1,994.75	1,491.09	1,776.98	1,613.99	2,390.21	2,458.34	2,276.65	927.28	749.60	-	19,917.43
Houston	2,158.30	429.75	1,571.43	2,071.10	2,379.71	1,849.32	1,874.70	671.48	460.71	537.89	502.63	-	14,507.02
L													

Electricity

2014-2015	Sep	Oct	Nov	Dec	Jan	Feb	Mar	Apr	May	Jun	Jul	Aug	Total
High School	18,058.91	16,085.56	13,081.15	11,466.86	12,078.78	12,247.28	10,688.04	13,704.42	15,097.39	276.51	275.35	45,360.47	168,420.72
MW Academy	316.63	297.94	186.15	124.39	141.02	133.75	119.74	175.14	233.68	246.23	278.56	344.65	2,597.88
Junior High	10,328.04	8,495.42	7,521.97	6,041.92	7,526.37	7,083.97	6,854.97	6,346.62	6,982.72	6,644.70	7,239.60	8,285.58	89,351.88
Travis	7,029.77	5,913.53	4,795.82	4,628.33	5,156.05	4,787.30	4,646.78	4,514.02	4,924.04	4,668.55	4,179.61	5,880.85	61,122.65
Houston	5,234.81	4,507.70	3,183.84	2,826.94	3,057.79	3,135.06	2,739.84	3,425.85	3,544.02	3,702.52	3,448.60	4,271.48	43,078.45
Lamar	7,008.14	5,971.10	4,534.12	3,916.33	4,770.97	4,285.26	3,939.92	4,466.98	5,337.36	5,296.47	6,129.58	9,283.75	64,939.98
DSC	3,186.97	2,670.99	1,839.00	1,698.80	1,760.73	1,719.25	1,684.02	2,001.53	2,145.21	2,933.74	3,041.16	3,722.14	28,403.54
Athletics	5,278.70	4,577.11	6,671.94	4,530.53	5,831.49	5,666.97	6,023.26	4,777.40	3,369.27	5,106.54	4,478.74	4,307.29	60,619.24
Transportation	234.84	188.64	172.92	205.42	247.25	239.86	195.87	170.69	169.21	209.63	361.20	343.96	2,739.49
Total	56,676.81	48,705.99	41,986.91	35,439.52	40,570.45	39,298.70	36,892.44	39,582.65	41,802.90	29,084.89	29,432.40	81,800.17	521,273.83

2015-2016	Sep	Oct	Nov	Dec	Jan	Feb	Mar	Apr	May	Jun	Jul	Aug	Total
High School	19,285.40	15,918.24	13,717.08	12,119.56	12,391.10	12,945.46	12,504.04	14,102.71	15,918.01	16,544.52	17,055.63	19,227.03	181,728.78
MW Academy	394.74	304.86	234.31	197.90	169.91	212.95	222.70	237.02	234.78	274.14	340.01	352.41	3,175.73
Junior High	10,124.71	8,047.32	5,640.91	5,564.80	7,076.18	6,175.75	4,874.22	5,368.50	6,903.49	7,314.44	8,113.13	9,072.99	84,276.44
Travis	6,935.27	5,488.57	4,472.25	4,143.23	4,741.02	4,350.36	3,903.49	4,272.60	5,080.47	5,055.78	5,065.45	6,665.61	60,172.10
Houston	5,048.44	4,076.30	3,078.51	2,634.63	2,777.62	2,857.03	2,613.39	3,053.52	3,672.34	3,773.49	3,661.17	4,516.26	41,762.70
Lamar	7,851.26	6,504.28	6,448.78	5,099.57	5,270.30	5,076.47	5,212.08	5,936.37	6,725.60	6,569.01	6,499.47	7,041.73	74,234.92
DSC	3,338.58	2,618.40	1,895.75	1,691.02	1,804.89	1,845.69	1,757.64	1,917.04	2,313.18	3,036.51	3,620.96	3,590.07	29,429.73
Athletics	5,608.54	5,357.91	5,083.66	5,182.59	7,418.72	6,262.19	5,577.03	5,277.06	3,793.16	5,011.11	6,097.92	5,694.99	66,364.88
Transportation	340.53	223.64	244.25	397.82	462.24	456.16	349.05	383.82	332.44	342.16	386.79	403.73	4,322.63
Total	58,927.47	48,539.52	40,815.50	37,031.12	42,111.98	40,182.06	37,013.64	40,548.64	44,973.47	47,921.16	50,838.53	56,564.82	545,467.91

2016-2017	Sep	Oct	Nov	Dec	Jan	Feb	Mar	Apr	May	Jun	Jul	Aug	Total
High School	20,919.65	16,973.39	16,003.06	13,586.05	14,301.45	15,573.28	15,439.28	17,512.44	18,420.45	17,210.10	16,163.45	19,799.39	201,901.99
MW Academy	389.94	316.29	267.34	159.44	230.63	230.18	245.11	265.42	258.59	250.29	280.20	319.12	3,122.55
Junior High	10,762.22	8,525.76	7,036.01	6,515.25	7,160.18	6,048.94	4,952.82	6,358.84	6,953.10	5,892.68	6,368.32	9,211.03	85,785.15
Travis	7,961.38	6,093.17	5,107.87	4,412.35	4,838.40	4,487.88	4,049.43	5,025.42	5,326.86	4,997.80	5,191.39	6,718.73	64,210.68
Houston	5,439.03	4,177.62	3,674.72	2,829.03	2,840.76	2,883.24	2,744.48	3,176.95	3,503.66	2,688.73	2,210.28	4,871.16	41,039.66
Lamar	8,119.62	7,803.98	7,800.60	6,189.96	5,447.49	5,484.12	5,807.16	6,639.01	6,522.83	5,740.62	5,001.62	6,931.25	77,488.26
DSC	3,263.69	2,632.65	2,234.54	1,685.86	1,796.32	1,724.01	1,953.49	2,202.40	2,397.56	3,088.17	3,428.29	3,508.26	29,915.24
Athletics	5,812.57	5,032.72	5,117.11	6,011.04	6,037.43	6,842.30	5,712.03	4,763.88	3,493.39	4,701.27	4,380.02	4,518.22	62,421.98
Transportation	396.81	329.94	332.01	457.77	642.83	587.63	466.11	360.33	469.20	377.02	415.92	421.99	5,257.56
Total	63,064.91	51,885.52	47,573.26	41,846.75	43,295.49	43,861.58	41,369.91	46,304.69	47,345.64	44,946.68	43,439.49	56,299.15	571,233.07

2017-2018	Sep	Oct	Nov	Dec	Jan	Feb	Mar	Apr	May	Jun	Jul	Aug	Total
High School	20,964.79	17,125.19	14,383.09	14,348.03	13,867.31	14,530.75	12,948.84	15,373.78	17,994.50	17,853.85	17,135.62	18,680.20	195,205.95
MW Academy	360.46	277.60	257.11	246.51	184.54	228.89	199.80	190.17	233.70	299.20	268.17	316.68	3,062.83
Junior High	10,253.48	7,699.62	5,307.05	6,673.01	7,770.87	7,347.54	6,261.66	6,675.49	7,384.95	7,054.17	7,915.46	9,454.23	89,797.53
Travis	7,608.70	5,901.07	4,151.22	4,637.92	5,438.93	4,925.77	4,161.10	4,699.43	5,840.13	5,629.80	5,912.99	6,745.18	65,652.24
Houston	5,478.81	4,433.23	3,025.93	2,820.42	3,123.12	3,039.27	2,555.92	3,206.64	4,287.62	4,177.63	4,741.04	4,810.21	45,699.84
Lamar	7,105.51	6,564.41	5,829.67	5,587.82	4,357.69	5,047.29	4,443.31	5,716.89	6,753.37	6,864.56	6,753.36	7,287.57	72,311.45
DSC	3,284.29	2,538.91	1,895.38	1,965.06	1,912.56	1,868.35	1,670.00	2,116.76	2,665.65	3,397.56	3,537.50	3,412.22	30,264.24
Athletics	6,529.66	5,215.85	7,024.63	5,078.24	6,758.31	7,074.44	6,005.25	5,518.98	4,236.23	5,171.44	5,004.97	5,012.44	68,630.44
Transportation	423.30	362.94	523.97	616.39	813.05	698.49	445.97	461.36	413.16	494.58	518.08	510.69	6,281.98
Total	62,009.00	50,118.82	42,398.05	41,973.40	44,226.38	44,760.79	38,691.85	43,959.50	49,809.31	50,942.79	51,787.19	56,229.42	576,906.50

2018-2019	Sep	Oct	Nov	Dec	Jan	Feb	Mar	Apr	May	Jun	Jul	Aug	Total
High School	20,022.10	16,004.47	13,985.43	12,571.13	12,701.49	14,411.68	12,722.34	15,478.05	16,871.46	16,597.18	16,815.57	21,528.40	189,709.30
MW Academy	271.21	199.10	147.85	123.84	117.57	137.82	115.46	184.26	243.02	289.49	384.65	435.73	2,650.00
Junior High	9,384.43	7,000.42	6,821.27	6,855.84	7,901.36	7,526.86	7,038.19	5,739.45	6,327.74	6,681.61	7,309.58	9,250.23	87,836.98
Travis	7,750.05	5,803.50	4,647.11	4,279.74	4,326.99	4,907.85	4,562.72	4,407.71	4,860.13	4,904.84	5,677.17	7,328.97	63,096.78
Houston	5,227.47	3,728.27	2,557.39	2,096.01	2,535.17	2,723.18	2,449.58	2,376.43	2,911.73	3,060.62	3,632.95	4,734.33	38,033.13
Lamar	8,104.29	6,576.67	4,852.09	3,548.17	4,534.93	5,165.77	4,518.18	4,867.48	5,657.92	5,789.92	5,903.56	7,245.77	66,764.75
DSC	3,203.42	2,410.42	1,672.48	1,608.66	1,729.17	1,870.30	1,609.06	1,868.75	2,232.64	2,892.74	3,161.22	3,854.53	28,113.39
Athletics	5,674.74	5,015.86	4,313.50	4,735.02	5,527.09	7,066.19	6,109.50	4,774.90	3,508.63	3,365.80	3,367.34	4,546.34	58,004.91
Transportation	479.19	473.59	505.78	648.24	747.52	678.67	624.23	453.65	411.95	371.73	402.51	517.93	6,314.99
Total	60,116.90	47,212.30	39,502.90	36,466.65	40,121.29	44,488.32	39,749.26	39,790.68	43,025.22	43,953.93	46,654.55	59,442.23	540,524.23

2019-2020	Sep	Oct	Nov	Dec	Jan	Feb	Mar	Apr	May	Jun	Jul	Aug	Total
High School	22,679.97	19,582.17	14,311.84	14,530.53	431.71	no invoice	38,170.15	21,743.55	10,986.18	12,724.20	14,295.02	17,472.72	186,928.04
MW Academy	444.46	338.01	193.69	376.97	167.87	due to credits	398.06	338.26	272.07	336.76	436.04	440.20	3,742.39
Junior High	10,178.17	8,220.93	7,173.69	14,064.87	14,145.87	see Jan stmt	15,144.03	7,514.17	3,604.14	5,791.60	6,286.20	8,596.11	100,719.78
Travis	8,256.19	6,412.48	4,595.62	9,113.66	9,178.84		8,617.57	4,090.81	3,092.05	4,367.65	5,317.18	6,929.66	69,971.71
Houston	5,345.56	4,378.75	2,817.25	5,459.31	(23,828.38)		(23,101.16)	(25,709.88)	2,036.35	3,154.19	3,826.27	4,522.97	(41,098.77)
Lamar	8,169.94	6,962.42	5,196.58	9,543.70	8,790.10		11,561.93	8,416.85	4,556.69	4,894.83	5,665.99	6,924.68	80,683.71
DSC	3,603.12	2,862.11	1,748.93	3,507.88	3,457.80		3,875.85	2,371.70	1,878.50	2,531.42	3,183.80	3,520.32	32,541.43

Gas

2014-2015	Sep	Oct	Nov	Dec	Jan	Feb	Mar	Apr	May	Jun	Jul	Aug	Total
High School	683.11	898.04	2,314.56	3,189.39	6,979.79	4,960.98	3,357.59	1,090.77	599.70	488.41	310.16	332.32	25,204.82
MW Academy	42.55	44.35	75.06	108.00	162.19	129.68	101.20	50.60	44.88	43.73	42.55	42.55	887.34
Junior High	179.98	321.69	2,086.57	2,939.04	4,704.20	4,512.03	2,914.82	1,414.63	321.79	229.51	96.14	80.58	19,800.98
Travis	151.27	191.48	1,076.30	2,239.43	3,527.54	2,930.93	2,008.71	482.54	243.25	131.09	105.21	107.76	13,195.51
Houston	184.34	270.50	674.38	1,318.07	2,308.13	1,962.78	1,291.00	196.23	92.99	89.54	85.10	85.10	8,558.16
Lamar	269.30	300.16	1,250.85	1,906.05	3,365.52	2,476.42	1,796.05	425.30	292.63	389.34			12,471.62
DSC	103.63	125.49	723.16	1,341.20	2,171.46	1,692.91	1,270.92	278.67	125.10	110.92	81.59	51.38	8,076.43
Athletics	42.55	42.55	42.55	42.55	42.55	42.55	42.55	43.48	42.55	42.55	42.55	42.55	511.53
Transportation	88.37	109.27	417.05	1,154.97	1,600.01	1,239.32	908.38	120.10	108.83	93.26	68.56	51.38	5,959.50
Total	1,745.10	2,303.53	8,660.48	14,238.70	24,861.39	19,947.60	13,691.22	4,102.32	1,871.72	1,618.35	831.86	793.62	94,665.89

2015-2016	Sep	Oct	Nov	Dec	Jan	Feb	Mar	Apr	May	Jun	Jul	Aug	Total
High School	551.84	876.92	811.28	3,194.39	4,208.18	4,040.01	1,327.14	736.38	423.32	319.76	244.71	324.89	17,058.82
MW Academy	42.55	42.55	42.55	79.84	90.58	103.41	60.93	48.73	43.42	42.55	43.56	42.55	683.22
Junior High	142.55	226.20	566.12	3,189.08	3,424.80	4,077.63	1,607.25	1,021.59	366.05	224.31	158.07	110.35	15,114.00
Travis	151.31	204.71	469.75	1,921.77	2,598.33	2,675.07	1,318.77	566.16	200.93	124.67	104.21	110.55	10,446.23
Houston	126.79	188.27	253.78	1,116.70	1,573.45	1,877.61	915.62	381.99	144.06	131.26	105.11	106.55	6,921.19
Lamar	181.92	247.71	1,023.00	3,139.21	3,676.37	3,066.41	1,095.53	426.77	165.35	82.22	55.40	51.82	13,211.71
DSC	46.22	48.51	202.30	1,397.68	1,703.64	1,598.46	644.44	240.37	114.28	68.93	58.09	59.97	6,182.89
Athletics	42.55	42.55	42.55	42.55	42.55	42.55	42.55	43.49	42.55	42.55	42.55	42.55	511.54
Transportation	52.36	48.51	56.51	727.89	1,034.43	972.76	693.35	105.41	85.59	88.71	90.35	96.15	4,052.02
Total	1,338.09	1,925.93	3,467.84	14,809.11	18,352.33	18,453.91	7,705.58	3,570.89	1,585.55	1,124.96	902.05	945.38	74,181.62

2016-2017	Sep	Oct	Nov	Dec	Jan	Feb	Mar	Apr	May	Jun	Jul	Aug	Total
High School	604.99	973.81	2,123.93	4,204.14	5,986.69	4,607.88	2,605.42	1,593.29	594.71	313.63	228.21	348.17	24,184.87
MW Academy	42.55	44.25	42.55	107.92	185.50	126.77	128.27	77.07	43.59	42.55	43.73	42.55	927.30
Junior High	183.91	262.38	527.74	2,586.04	3,696.92	4,908.83	1,805.30	772.50	447.72	347.24	192.35	86.83	15,817.76
Travis	149.29	194.26	351.21	2,030.50	3,476.95	2,773.33	1,039.06	474.97	246.93	164.07	117.23	114.43	11,132.23
Houston	151.95	192.24	309.48	755.98	446.91	359.19	194.99	90.51	86.03	85.10	85.10	85.10	2,842.58
Lamar	129.85	346.88	1,341.96	2,937.79	4,188.51	2,884.89	1,500.08	492.31	246.27	87.76	47.91	59.44	14,263.65
DSC	47.89	50.63	91.98	1,238.59	2,142.99	1,636.62	715.08	298.26	205.58	135.89	85.85	46.95	6,696.31
Athletics	42.55	42.55	42.55	42.55	42.55	42.55	42.55	43.49	42.55	42.55	42.55	42.55	511.54
Transportation	96.04	107.23	164.20	826.59	1,630.72	1,389.34	280.51	134.65	88.79	74.14	63.51	44.02	4,899.74
Total	1,449.02	2,214.23	4,995.60	14,730.10	21,797.74	18,729.40	8,311.26	3,977.05	2,002.17	1,292.93	906.44	870.04	81,275.98

2017-2018	Sep	Oct	Nov	Dec	Jan	Feb	Mar	Apr	May	Jun	Jul	Aug	Total
High School	615.95	740.47	1,026.91	3,569.45	7,600.59	5,612.48	2,846.87	759.23	569.07	213.11	373.85	430.89	24,358.87
MW Academy	42.55	42.55	63.93	122.50	308.31	182.05	147.66	72.57	55.69	42.55	43.93	42.55	1,166.84
Junior High	163.62	220.76	844.47	2,651.06	5,403.41	4,533.34	2,360.45	1,263.58	463.54	243.79	223.61	237.34	18,608.97
Travis	143.39	167.96	498.06	2,140.69	4,670.36	3,087.28	2,017.47	818.30	446.94	271.96	302.01	292.44	14,856.86
Houston	85.10	85.10	114.81	301.84	501.29	5,862.55	1,316.94	523.74	271.86	130.19	117.73	130.80	9,441.95
Lamar	111.95	160.16	476.27	1,714.44	4,128.15	3,104.00	1,624.58	708.62	281.09	82.49	76.37	97.72	12,565.84
DSC	46.92	56.96	316.45	1,404.65	2,777.14	2,189.25	1,058.18	340.53	172.98	66.93	65.38	67.04	8,562.41
Athletics	42.55												42.55
Transportation	44.01	44.35	364.21	1,154.11	1,602.85	1,125.52	420.04	134.63	107.77	76.66	75.18	76.83	5,226.16
Total	1,296.04	1,518.31	3,705.11	13,058.74	26,992.10	25,696.47	11,792.19	4,621.20	2,368.94	1,127.68	1,278.06	1,375.61	94,830.45

2018-2019	Sep	Oct	Nov	Dec	Jan	Feb	Mar	Apr	May	Jun	Jul	Aug	Total
High School	661.89	624.07	1,674.62	4,148.47	6,827.47	5,923.24	4,435.73	1,406.14	337.42	288.36	293.75	242.42	26,863.58
MW Academy	42.55	54.78	123.88	304.70	362.89	283.53	248.16	130.12		82.81	91.57	80.26	1,805.25
Junior High	241.49	550.95	1,278.47	3,283.51	4,222.67	3,197.52	2,510.40	961.55	159.99	261.28	180.92	92.96	16,941.71
Travis	181.19	403.37	1,339.50	3,160.76	4,000.28	3,391.25	2,571.19	853.66	69.12	231.18	201.06	174.75	16,577.31
Houston	191.14	284.22	881.11	2,365.71	2,912.38	2,286.74	1,857.70	668.57	59.68	209.10	190.27	163.10	12,069.72
Lamar	252.52	482.74	1,695.63	3,456.13	3,591.56	2,664.71	2,135.88	669.71	105.74	155.07	126.62	85.23	15,421.54
DSC	67.40	164.95	830.08	1,771.29	2,210.28	2,162.66	1,648.35	418.15	106.89	156.65	110.63	84.15	9,731.48
Transportation	75.68	200.57	427.34	1,170.85	2,180.86	1,786.57	1,281.68	386.59	26.63	119.39	105.24	80.26	7,841.66
Total	1,713.86	2,765.65	8,250.63	19,661.42	26,308.39	21,696.22	16,689.09	5,494.49	865.47	1,503.84	1,300.06	1,003.13	107,252.25

2019-2020	Sep	Oct	Nov	Dec	Jan	Feb	Mar	Apr	May	Jun	Jul	Aug	Total
High School	464.81	625.18	1,526.98	7,010.89	4,466.58	3,507.60	1,946.76					28.94	19,577.74
MW Academy	80.26	81.62	116.46	296.18	224.72	186.79	122.41	50.13	81.26	80.26	77.72	78.79	1,476.60
Junior High	142.74	221.36	580.81	3,433.80	2,852.83	2,116.85	656.97	347.04	227.84	195.09	194.24	260.13	11,229.70
Travis	192.36	223.34	616.99	4,662.23	3,111.89	2,707.19	1,530.91	391.33	211.76	180.41	176.79	177.97	14,183.17
Houston	219.09	247.48	526.45	2,964.78	1,801.49	1,516.39	724.71	316.08	183.32	172.28	156.63	171.71	9,000.41
Lamar	120.35	147.06	618.99	4,783.68	1,249.52	1,688.13	890.36	322.54	87.41	82.59	77.72	100.25	10,168.60
DSC	81.54	81.87	326.05	2,127.94	1,769.88	1,338.12	526.54	154.62	152.94	143.43	139.44	151.56	6,993.93
Transportation	81.54	82.33	382.81	1,852.51	1,294.77	975.09	533.94	141.70	100.51	103.67	91.96	91.64	5,732.47
Total	1,382.69	1,710.24	4,695.54	27,132.01	16,771.68	14,036.16	6,932.60	1,723.44	1,045.04	957.73	914.50	1,060.99	78,362.62

2020-2021	Sep	Oct	Nov	Dec	Jan	Feb	Mar	Apr	May	Jun	Jul	Aug	Total
High School	297.29	1,344.73	2,438.19	6,238.04	5,158.02	7,437.69	2,340.61	788.08	563.32	280.27	189.71		27,075.95
MW Academy	78.31	120.49	227.69	327.49	293.46	259.32	198.64	47.90	85.44	79.06	110.60		1,828.40
Junior High	193.28	747.38	1,588.53	2,981.87	2,951.05	3,649.25	1,644.94	555.17	433.29	279.07	303.14		15,326.97
Travis	179.08	769.96	2,049.26	4,396.13	3,417.63	4,215.44	1,359.11	410.30	271.24				



BOARD OF TRUSTEES

Agenda Item

MEETING DATE: September 13, 2021

MEETING TYPE:

- Regular Meeting
 Special Meeting

AGENDA ITEM TYPE:

- Action Item
 Non Action Item

DISTRICT GOALS (Check all that apply):

- Academic Competitiveness
 Competitive Work Force
 Promote Community/School Partnerships
 Fiscal Responsibility
 Safe and Secure Schools

TITLE: Minutes of the August 9, and August 26, 2021 Meetings of the Board

RECOMMENDED ACTION: It is recommended that the August 9, and August 26, 2021 minutes be approved as presented.

BOARD POLICY/STATE REGULATION/LAW REFERENCE (if applicable): Board Policy BE(LOCAL)

OVERVIEW:

Board Action shall be carefully recorded by the Board Secretary or clerk; when approved, these minutes shall serve as the legal record of official Board actions. The written minutes of all meetings shall be approved by vote of the Board and signed by the Board President and the Board Secretary.

FISCAL IMPACT: N/A

ATTACHMENTS: August 9, 2021 and August 26, 2021 Minutes

DEPARTMENT(S) SUBMITTING FORM: Superintendent

DEPARTMENT SIGNATURE/APPROVAL: 

**MINERAL WELLS INDEPENDENT SCHOOL DISTRICT
MINERAL WELLS, TEXAS**

SUBJECT: Minutes of Workshop/Regular Board Meeting
PLACE: Boardroom/District Services Complex
DATE: August 9, 2021
TIME: 5:30 p.m.

Board Members Present: Maria Jones, President
Sunny Lee, Vice President
Scott Elder, Secretary
Joe Ruelas
Donna Henderson
Greg Malone

Board Members Absent: Laretta Poole

Central Administrators Present: John Kuhn, Superintendent
David Tarver, Assistant Superintendent
Angie Myrick, Executive Director of Curriculum
Natalie Griffin, Executive Director of Special Programs
Paul Hearn, Chief Financial Officer

Call to Order/Establish Quorum: The regular meeting was called to order at 5:33 p.m. by President Maria Jones. Let the record show that a quorum of board members was present, that this meeting had been duly called, and that notice of this meeting had been posted.

Oath of Office for Elected Board Members: Shelia Crabtree, Notary Public, administered the Oath of Office to newly elected board member Scott Elder, Place 2.

Board Workshop/Dinner: The Board workshop started at 5:36 p.m. Workshop ended at 6:32 p.m. No action was taken during the workshop.

Closed Session – Texas Government Code 551.074 and 551.076: The Board adjourned into closed session at 6:32 p.m. The closed session ended at 7:08 p.m. No action was taken in closed session.

Open Session: The Board reconvened in open session at 7:09 p.m.

Prayer: Donna Henderson opened the meeting with prayer.

Pledges – U.S./Texas Flags: The Board led the audience in the pledges of allegiance.

Mission & Vision Statements: Joe Ruelas read the Mission and Vision Statements.

Public Comment:

None

President's Report:

Maria Jones - President, announced that Board members are finishing up Summer Leadership Institute online.

Superintendent's Report:

A. Food Service Update

Carrie Davis – Food Service Director, gave an update on the Summer Feeding Program. She also updated the Board on new employees.

B. Maintenance/Construction Update

Bobby Mori and Trey Evans - Maintenance Directors, updated the Board on the status of grounds and buildings. Ag Barn Construction was stalled due to COVID related problems.

C. Technology Update

Justin Lascsak – Technology Director, showcased a new logo and informed the Board of how we are implementing our new technology.

D. Transportation Update

Bret Barrick – Transportation Director, gave an update on the auction of some old vehicles and also informed the Board of some of the procedures being used in the Transportation Department.

E. Curriculum and Instruction Update

Angie Myrick – Executive Director of Curriculum, Instruction and Assessment, gave a quick update from her department.

**F. PUBLIC HEARING:
ESSER II GRANT**

Natalie Griffin – Special Programs Director held a Public Hearing for the ESSER II GRANT. She informed the Board of what this grant entails.

G. Student Services Update

David Tarver – Assistant Superintendent, shared information about the New Teacher Orientation. He also shared the updates to the Student Handbook and Employee Handbook.

H. Athletics Update

Seth Hobbs and Tony Raffaele – Athletic Directors – gave updates on the boys and girls athletic programs.

Consent Agenda Items:

- A. Monthly Financial Reports and Accounts Payable Listing**
- B. Water/Electricity/Gas Reports**
- C. Minutes of the July 12, 2021 and Minutes of the June 1, 2021 Meetings of the Board**
- D. Leasor Crass, P.C. Proactive Legal Services & Retainer Program**
- E. Eichelbaum Wardell Hansen Powell & Munoz, P.C. Telephone Consultation Agreement**
- F. Resolutions of Palo Pinto County Extracurricular Status of 4-H Organization/Adjunct Faculty Appointment**
- G. 2021-2022 Teacher Appraisal Calendar and T-TESS Appraisers**

Joe Ruelas moved and Donna Henderson seconded a motion to approve the consent agenda items as presented. The motion carried 6-0. (copies attached)

Consider Proposed Revisions for Board Policy AE (LOCAL)

Scott Elder moved and Greg Malone seconded a motion to approve the Proposed Revision for Board Policy AE (LOCAL) as presented. The motion carried 6-0. (copies attached)

Consider and Take Action on the 2021-2022 Compensation Plan

Scott Elder moved and Joe Ruelas seconded a motion to approve the 2021-2022 Compensation Plan as presented. The motion carried 6-0 (copies attached)

Consider Amendments to 2021-2022 Student Code of Conduct

Joe Ruelas moved and Donna Henderson seconded a motion to approve the Amendments to the 2021-2022 Student Code of Conduct as presented. The motion carried 6-0

Consider 2021-2022 Innovative Courses

Greg Malone moved and Scott Elder seconded a motion to approve the 2021-2022 Innovative Courses. The motion carried 6-0

**Consider Approval Interlocal
Bid Participation Agreement:
SY 2021-2022**

Scott Elder moved and Greg Malone seconded a motion to approve the Interlocal Bid Participation Agreement: SY 2021-2022. The motion carried 6-0 (copies attached)

Information:

A. Calendars for July and August

The Board received calendars for July and August.

B. COVID 19 Protocols for 2021-2022 School Year

Dr. Kuhn – Superintendent, reviewed protocols with Board members.

C. Tentative Tax Rate, Set Board Meeting for August 26, 2021 for Adoption of Final Budget, New Budget, and Tax Rate

Paul Hearn – Chief Financial Officer, announced Tentative Tax Rate, Reminded of Board Meeting for August 26, 2021 for Adoption of Final Budget, New Budget, and Tax Rate.

Vote on Closed Session Items:

None

Adjournment:

Upon a motion by Greg Malone and a second by Joe Ruelas, the meeting was adjourned at 8:50 p.m. The motion carried 6-0.

Maria Jones, President

Scott Elder, Secretary

sc

**MINERAL WELLS INDEPENDENT SCHOOL DISTRICT
MINERAL WELLS, TEXAS**

SUBJECT: Minutes of Special Called Meeting
PLACE: District Services Complex
DATE: August 26, 2021
TIME: 6:00 p.m.

Board Members Present: Maria Jones, President
Sunny Lee, Vice President
Donna Henderson
Lauretta Poole
Joe Ruelas

Board Members Absent: Scott Elder, Secretary
Greg Malone

Central Administrators Present: John Kuhn, Superintendent
Paul Hearn, Chief Financial Officer
David Tarver, Assistant Superintendent

Call to Order/Establish Quorum: The special meeting was called to order at 6:01 p.m. by President Maria Jones. Let the record show that a quorum of board members was present, that this meeting had been duly called, and that notice of this meeting had been posted.

Public Comment: None

Consideration of 2020-2021 Budget Amendment: Sunny Lee moved and Joe Ruelas seconded a motion to approve the 2020-2021 budget amendment as presented. The motion carried 5-0. (copy attached)

Public Meeting to Discuss Proposed 2021-2022 School Budget and Tax Rate: Paul Hearn, Chief Financial Officer, presented a brief overview of the proposed 2021-2022 school budget and tax rate. The meeting was then opened for public discussion by Maria Jones, Board President. There was no audience participation.

Adoption of 2021-2022 School Budget: Joe Ruelas moved and Sunny Lee seconded a motion to approve the 2020-2021 school budget as presented. The motion carried 5-0. (copy attached)

Adoption of 2021 Tax Rate: Sunny Lee moved to adopt the 2021 tax rate of \$1.30368, which is effectively a 3.07 percent increase in the tax rate as presented. The motion was seconded by Joe Ruelas. The motion carried 5-0. (copy attached)

Consent Agenda Items:

- A. Fuel List Proposal for 2021-2022 Fiscal Year**
- B. Vendor List Proposal for 2021-2022 Fiscal Year**

Sunny Lee moved and Laretta Poole seconded a motion to approve the consent agenda items as presented. The motion carried 5-0. (copy attached)

Adjournment:

Upon a motion by Joe Ruelas and a second by Laretta Poole, the meeting adjourned at 6:12 p.m. The motion carried 5-0.

Maria Jones, President

Scott Elder, Secretary

SC



**Mineral Wells
Independent School District**

2021 - 2022

Compensation Plan

MWISD Human Resources Department
906 S.W. 5th Ave.
Mineral Wells, Texas 76067
940-325-6404

An Equal Opportunity Employer

Available online at:
www.mwisd.net

Contents

Hiring salary range for Classroom Teachers, Full-time Librarians, & Full-time Nurses (RN) (Exempt).....	2
New hire guide for Classroom Teachers, Full-time Librarians, & Full-time Nurses (RN) (Exempt).....	3
Administrative / Professional Pay Plan (Exempt).....	4
Clerical / Paraprofessional Pay Plan.....	5
Clerical / Paraprofessional Placement Scale.....	6
Auxiliary Pay Plan.....	7
Blended Rates.....	8
Substitute Pay Plan.....	8
Supplemental Pay Plan (Stipends).....	9-10

Note: This hiring schedule is for the 2021-22 school year. The Board of Trustees adopts a new compensation plan each year, and future salaries cannot be assumed or predicted.

Mineral Wells ISD
2021-22 New Hire Guide for
Teachers, Librarians, and Nurses (RN)

	10 Month (182)	11 Month (202)	12 Month (221)
Experience	Salary	Salary	Salary
0	\$45,000	\$49,945	\$54,643
1	\$45,730	\$50,755	\$55,529
2	\$46,440	\$51,543	\$56,391
3	\$47,170	\$52,354	\$57,278
4	\$48,690	\$54,041	\$59,124
5	\$50,220	\$55,739	\$60,981
6	\$51,750	\$57,437	\$62,839
7	\$53,170	\$59,013	\$64,564
8	\$54,510	\$60,500	\$66,191
9	\$55,780	\$61,910	\$67,733
10	\$56,970	\$63,230	\$69,178
11	\$58,110	\$64,496	\$70,562
12	\$59,190	\$65,694	\$71,874
13	\$60,190	\$66,804	\$73,088
14	\$61,150	\$67,870	\$74,254
15	\$62,050	\$68,869	\$75,346
16	\$62,910	\$69,823	\$76,391
17	\$63,710	\$70,711	\$77,362
18	\$64,480	\$71,566	\$78,297
19	\$65,200	\$72,365	\$79,171
20	\$65,880	\$73,120	\$79,997
21	\$66,180	\$73,453	\$80,361
22	\$66,480	\$73,785	\$80,726
23	\$66,780	\$74,118	\$81,090
24	\$67,080	\$74,451	\$81,454
25	\$67,380	\$74,784	\$81,819
26+	* See Below	* See Below	* See Below

\$1,000 General Master's Degree Stipend

The salaries listed above are based on 10-month employment for the 2021-22 school year. Salary plans are determined on an annual basis and salary advancement is not guaranteed. Pay increases are based on the annual pay raise budget approved by the Board of Trustees which will be based off the original TASB model, excluding Districts of Innovation adjustments.

* \$300 Raise Every MWISD Year After Step 25

Mineral Wells ISD
2021-22 Salary Range for
Teachers, Librarians, and Nurses (RN)

Base Salary Range

10-Month Salary Range Minimum: \$45,000

10-Month Salary Range Maximum: \$67,380

\$1,000 General Master's Degree Stipend
\$300 Raise Every MWISD Year After Step 25

The salaries listed above are based on 10-month employment for the 2021-22 school year. Salary plans are determined on an annual basis and salary advancement is not guaranteed. Pay increases are based on the annual pay raise budget approved by the Board of Trustees which will be based off the original TASB model, excluding Districts of Innovation adjustments.

Salaries are determined individually with consideration for job-related experience and credentials.

2021-22 Administrative/Professional Pay Plan
 Mineral Wells ISD

Pay Grade	Job Title	Calendars	Minimum	Midpoint	Maximum	3.0% GPI	
1							
	Coordinator, Public Relations	226	Daily	\$188.60	\$230.00	\$271.40	\$6.90
	LSSP Trainee	194	187 Days	35,268	43,010	50,752	1,290
	Occupational Therapist Asst	187	194 Days	36,588	44,620	52,652	1,339
	Occupational Therapist Asst - D.O.I.	182	226 Days	42,624	51,980	61,336	1,559
	Speech Therapist Asst	187	Daily	\$193.78	\$236.32	\$278.86	\$6.90
	Speech Therapist Asst - D.O.I.	182	182 Days	35,268	43,010	50,752	1,290
2							
	Assistant Principal, ES	207	Daily	\$248.95	\$303.60	\$358.25	\$9.11
	Assistant Principal, JH	207	150 Days	37,343	45,540	53,738	1,366
	Coordinator, Autism	187	187 Days	46,554	56,773	66,993	1,703
	Coordinator, Autism - D.O.I.	182	194 Days	48,296	58,898	69,501	1,767
	Counselor, ES	202	202 Days	50,288	61,327	72,367	1,840
	Counselor, HS	207	207 Days	51,533	62,845	74,158	1,885
	Dean of Students, JH	207	226 Days	56,263	68,614	80,965	2,058
	Diagnostician	194	Daily	\$255.79	\$311.94	\$368.09	\$9.11
	Director, Food Service	226	182 Days	46,554	56,773	66,993	1,703
	LSSP	194					
	Network Administrator	226					
	Occupational Therapist	187					
	Occupational Therapist - D.O.I.	182					
	Physical Therapist	150					
	Speech Therapist	187					
	Speech Therapist - D.O.I.	182					
3							
	Assistant Principal, HS	207	Daily	\$288.79	\$352.18	\$415.57	\$10.57
	Coordinator, Curriculum and Behavior, ES	187	187 Days	54,004	65,858	77,712	1,976
	Coordinator, Curriculum and Behavior, ES - D.O.I.	182	207 Days	59,780	72,901	86,023	2,187
	Director, Maintenance	226	212 Days	61,223	74,662	88,101	2,240
	Director, Transportation	226	226 Days	65,267	79,593	93,919	2,388
	Principal, DAEP	207	Daily	\$296.72	\$361.86	\$426.99	\$10.57
	Principal, ES	212	182 Days	54,004	65,858	77,712	1,976
4							
	Director, Athletics	226	Daily	\$325.64	\$390.92	\$456.20	\$11.73
	Director, Special Education	226	226 Days	73,595	88,348	103,101	2,650
	Director, Technology	226					
	Principal, JH	226					
5							
	Executive Director, Curriculum	226	Daily	\$345.18	\$414.38	\$483.58	\$12.43
	Executive Director, Special Programs	226	226 Days	78,011	93,650	109,289	2,810
	Principal, HS	226					
6							
	Assistant Superintendent	226	Daily	\$400.41	\$480.68	\$560.95	\$14.42
	Chief Financial Officer	226	226 Days	90,493	108,634	126,775	3,259

- Superintendent of Schools - Salary set by Board of Trustees

2021-22 Clerical Paraprofessional Pay Plan

Mineral Wells ISD

*Annual amounts are based on 7.5 hours per day.

Pay Grade	Job Title	Calendars	Minimum	Midpoint	Maximum	3.0% GPI	
1							
	Bilingual Aide	187	Hourly \$9.15	\$12.20	\$15.25	\$0.37	
	Classroom Teacher Aide	187	187 Days	12,833	17,111	21,388	519
	Computer Lab Aide	187	Hourly \$9.40	\$12.54	\$15.67	\$0.37	
	ESL Aide	187	182 Days	12,833	17,111	21,388	519
	SPED Aide - General/Resource	187					
	All Pay Grade 1 - D.O.I.	182					
** Campus personnel that work as a bus driver or bus aide: See pg. 8 for salary information.							
2							
	Attendance Clerk, HS	187	Hourly \$9.50	\$12.66	\$15.83	\$0.38	
	Library Aide	187	187 Days	13,324	17,756	22,202	533
	Office Clerk	187	202 Days	14,393	19,180	23,982	576
	Secretary, General	202, 207	207 Days	14,749	19,655	24,576	590
	SPED Aide - Self Contained	187	Hourly \$9.76	\$13.01	\$16.26	\$0.38	
	All Pay Grade 2 (187's) - D.O.I.	182	182 Days	13,324	17,756	22,202	533
3							
	PEIMS Clerk, ES	202	Hourly \$11.75	\$14.69	\$17.63	\$0.44	
	PEIMS Clerk, JH	212	202 Days	17,801	22,255	26,709	667
	SPED PEIMS/Records Clerk	202	212 Days	18,683	23,357	28,032	700
4							
	Bookkeeper	202	Hourly \$13.28	\$16.60	\$19.92	\$0.50	
	PEIMS Clerk, HS	226	202 Days	20,119	25,149	30,179	758
	Receptionist	226	212 Days	21,115	26,394	31,673	795
	Secretary, ES Principal	212	226 Days	22,510	28,137	33,764	848
	Secretary, JH Principal	212					
5							
	Nurse (LVN)	187	Hourly \$14.70	\$17.93	\$21.16	\$0.54	
	Nurse (LVN) - D.O.I.	182	187 Days	20,617	25,147	29,677	757
	Secretary, Director	207, 212, 226	207 Days	22,822	27,836	32,851	838
	Secretary, HS Principal	226	212 Days	23,373	28,509	33,644	859
			226 Days	24,917	30,391	35,866	915
			Hourly \$15.10	\$18.42	\$21.74	\$0.54	
			182 Days	20,617	25,147	29,677	757
6							
	Accountant	226	Hourly \$17.79	\$21.70	\$25.61	\$0.65	
	Coordinator, Go Center	194	194 Days	25,884	31,574	37,263	946
	Payroll Clerk	226	226 Days	30,154	36,782	43,409	1,102
	Purchasing Clerk, District	226					
	Secretary, Asst Superintendent	226					
	Technology Support	226					
7							
	PEIMS Coordinator	226	Hourly \$21.35	\$26.04	\$30.73	\$0.78	
	Secretary, Superintendent	226	226 Days	36,188	44,138	52,087	1,322

2021-22 Clerical Paraprofessional Placement Scale
 Mineral Wells ISD

Placement scales are used to establish a minimum rate for new hires based on job-related experience approved by the district. Current employees may be paid above this placement scale. This scale is for placement of new hires only. Future wage increases are determined annually and are not guaranteed.

Range Position	2021-22 Yrs Exp	Pay Grades (194 Calendars and up)						
		1	2	3	4	5	6	7
Minimum	0	\$9.15	\$9.50	\$11.75	\$13.28	\$14.70	\$17.79	\$21.35
	1	\$9.20	\$9.55	\$11.81	\$13.35	\$14.77	\$17.88	\$21.46
	2	\$9.40	\$9.76	\$12.01	\$13.57	\$14.99	\$18.14	\$21.77
	3	\$9.60	\$9.97	\$12.21	\$13.79	\$15.21	\$18.40	\$22.08
	4	\$9.80	\$10.18	\$12.41	\$14.01	\$15.43	\$18.66	\$22.39
	5	\$10.00	\$10.39	\$12.61	\$14.23	\$15.65	\$18.92	\$22.70
	6	\$10.20	\$10.60	\$12.81	\$14.45	\$15.87	\$19.18	\$23.01
	7	\$10.40	\$10.81	\$13.01	\$14.67	\$16.09	\$19.44	\$23.32
	8	\$10.60	\$11.02	\$13.21	\$14.89	\$16.31	\$19.70	\$23.63
	9	\$10.80	\$11.23	\$13.41	\$15.11	\$16.53	\$19.96	\$23.94
	10	\$11.00	\$11.44	\$13.61	\$15.33	\$16.75	\$20.22	\$24.25
	11	\$11.20	\$11.65	\$13.81	\$15.55	\$16.97	\$20.48	\$24.56
	12	\$11.40	\$11.86	\$14.01	\$15.77	\$17.19	\$20.74	\$24.87
	13	\$11.60	\$12.07	\$14.21	\$15.99	\$17.41	\$21.00	\$25.18
14	\$11.80	\$12.28	\$14.41	\$16.21	\$17.63	\$21.26	\$25.49	
Midpoint	15	\$12.20	\$12.66	\$14.69	\$16.60	\$17.93	\$21.70	\$26.04
Maximum		\$15.25	\$15.83	\$17.63	\$19.92	\$21.16	\$25.61	\$30.73

Range Position	2021-22 Yrs Exp	Pay Grades (D.O.I. - 182 Calendars)						
		1	2	3	4	5	6	7
Minimum	0	\$9.40	\$9.76			\$15.10		
	1	\$9.45	\$9.81			\$15.18		
	2	\$9.66	\$10.03			\$15.32		
	3	\$9.86	\$10.24			\$15.63		
	4	\$10.07	\$10.46			\$15.85		
	5	\$10.27	\$10.68			\$16.08		
	6	\$10.48	\$10.89			\$16.31		
	7	\$10.69	\$11.11			\$16.53		
	8	\$10.89	\$11.32			\$16.76		
	9	\$11.10	\$11.54			\$16.98		
	10	\$11.30	\$11.75			\$17.21		
	11	\$11.51	\$11.97			\$17.44		
	12	\$11.71	\$12.19			\$17.66		
	13	\$11.92	\$12.40			\$17.89		
14	\$12.12	\$12.62			\$18.11			
Midpoint	15	\$12.54	\$13.01			\$18.42		
Maximum		\$15.25	\$16.26			\$21.74		

2021-22 Auxiliary Pay Plan

Mineral Wells ISD

*Annual amounts are based on 6 hours per day.

Pay Grade	Job Title	Calendars	Minimum	Midpoint	Maximum	3.0% GPI	
1							
	Cafeteria Worker	183,184	Hourly \$9.60	\$12.00	\$14.40	\$0.36	
			183 Days	10,541	13,176	15,811	395
	All Pay Grade 1 - D.O.I.	178,179	184 Days	10,598	13,248	15,898	397
2							
	Groundskeeper	245	Hourly \$9.87	\$12.34	\$14.80	\$0.36	
			178 Days	10,541	13,176	15,811	395
	Security Officer	207	179 Days	10,598	13,248	15,898	397
3							
	Bus Driver/Bus Aide	180	Hourly \$12.86	\$16.07	\$19.28	\$0.48	
			180 Days	13,889	17,356	20,822	518
	Bus Driver/Bus Aide - D.O.I.	175	184 Days	14,197	17,741	21,285	530
	Bus Fueler/Driver	226	226 Days	17,438	21,791	26,144	651
	Maintenance Worker	245	245 Days	18,904	23,623	28,342	706
	Manager, Cafeteria - ES,MS,HS	184	Hourly \$13.23	\$16.53	\$19.83	\$0.48	
			175 Days	13,889	17,356	20,822	518
	Manager, Cafeteria - ES,MS,HS - D.O.I.	179	179 Days	14,197	17,741	21,285	530
** Campus personnel that work as a bus driver or bus aide: See pg. 8 for salary information.							
4							
	HVAC Mechanic	245	Hourly \$15.94	\$19.44	\$22.94	\$0.58	
			245 Days	23,432	28,577	33,722	853
	Plumber	245					
5							
	Grounds Supervisor	245	Hourly \$17.53	\$21.38	\$25.23	\$0.64	
			226 Days	23,771	28,991	34,212	868
	Maintenance Supervisor	245	245 Days	25,769	31,429	37,088	941
	Vehicle Maintenance	226					

2021-22 Blended Rates

Mineral Wells ISD

*Annual amounts are based on 10 hours per day.

Pay Grade	Job Title	Calendars	Minimum Midpoint Maximum			3.0% GPI
			Hourly			
1	Campus Assignment + Bus Driver/Bus Aide	187	\$10.79	\$14.00	\$17.22	\$0.42
			20,177	26,180	32,201	785
	Campus Assignment + Bus Driver/Bus Aide - D.O.I	182	\$11.09	\$14.40	\$17.70	\$0.42
			20,177	26,180	32,201	785

2021-22

Substitute Pay Plan

Mineral Wells ISD

	Days	Short Term	Long Term
Pay Grade A			
Para Position	NA	\$100.00	\$105.00
Pay Grade B			
Teacher Position- Non Degreed	NA	\$105.00	\$110.00
Pay Grade C			
Teacher Position-Degreed	NA	\$110.00	\$115.00
Pay Grade D			
Teacher Position- Long Term Certified	NA	NA	\$120.00
Note: Long Term – After 10 consecutive days in the same position for the same person.			

2021-22 Supplementary Pay Plan (Stipends)

Mineral Wells ISD

All supplemental pay listed is for extra duties, certifications, or responsibilities. In addition, some are paid for high needs positions.

Category	Supplemental Duties	Range of Supplemental Pay
A	Cafeteria (Cashier) Cafeteria (Food Service Certification) Department Head HS Off-Season Coordinator JH Boys Coordinator JH Girls Coordinator JH Boys Soccer JH Girls Soccer JH Tennis JH Cross Country Math Pest Control (CA) Pest Control (Tech) Special Education Lead Teacher (HS) SLPA Mentor (1) Sunset (1) T-TESS Duties (Teacher)	\$300 - \$1000
B	Benefits (Sup't) Cheerleading - Jr. High School Head Librarian Head Nurse HS Academic Coordinator HS Equipment Coordinator JH Boys Basketball Coach JH Boys Football Coach JH Boys Track Coach JH Girls Basketball Coach JH Girls Track Coach JH Girls Volleyball Coach NHS NEHS Reading Specialist SLPA (0-2 years exp) SLPA Mentor (2+) Speech Therapy Assistant Speech Therapy Supervisor	\$1001 - \$2500

	Special Education Lead Diagnostician Special Education - Skills and Behavior Class (Para) Sports Medicine 1,2 (Trainers) Student Council Sponsor - High School Summer Camp Director Sunset (2) Teacher Academic Leader Yearbook	
C	Athletic Facilities Coordinator - High School Band (Assistant) Bilingual Boys Soccer Asst. Coach Boys Soccer Head Coach Cafeteria (Manager) Cheerleading - High School Choir- High School Choir- Jr. High School Director's Secretary (Dual Role) Drill Team - High School ESL/Bilingual /Parent Engagement Coordinator Girls Soccer Asst. Coach Girls Soccer Head Coach HS Boys Baseball Asst. Coach HS Boys Basketball Asst. Coach HS Boys FB Asst. Coach HS Asst. Power Lifting Coach HS Head Power Lifting Coach HS Cross Country Assistant Coach HS Cross Country Head Coach HS Girls Basketball Asst. Coach HS Girls Softball Asst. Coach HS Girls Volleyball Asst. Coach HS Golf Head Coach HS Power Lifting Head Coach HS Tennis Head Coach HS Track Asst. Coach SLPA (3+ years exp.) Special Education Lead Teacher – HS Technical Specialist Testing Coordinator Theater Arts - High School	\$2501 - \$6000

D	Asst. Athletic Trainer Autism Coordinator Band (Head) CATE Coordinator CTE (AG) Girls Athletic Coordinator Head Athletic Trainer HS Boys FB Defensive Coordinator HS Boys FB Offensive Coordinator HS Boys FB Special Teams Coordinator HS Boys Baseball Head Coach HS Boys Basketball Head Coach HS Girls Basketball Head Coach HS Girls Softball Head Coach HS Girls Volleyball Head Coach HS Track Head Coach Maintenance Supervisor Multi-Classroom Leader	\$6001 - \$12000
----------	---	-------------------------



BOARD OF TRUSTEES Agenda Item

MEETING DATE: September 13, 2021

MEETING TYPE:

- Regular Meeting
- Special Meeting

AGENDA ITEM TYPE:

- Action Item
- Non Action Item

DISTRICT GOALS (Check all that apply):

- Academic Competitiveness
- Competitive Work Force
- Promote Community/School Partnerships
- Fiscal Responsibility
- Safe and Secure Schools

TITLE: Consider Approval of the School Resource Officer Program Agreement and the First and Second Amendments to the Agreement between the City of Mineral Wells and MWISD for the 2021-2022 School Year.

RECOMMENDED ACTION: It is recommended that the School Resource Officer Program Agreement and the First and Second Amendments to the Agreement between the City of Mineral Wells and MWISD for the 2021-2022 School Year be approved as presented.

CK(LOCAL); CKE(LEGAL); CKE(LOCAL)

BOARD POLICY/STATE REGULATION/LAW REFERENCE (if applicable):

OVERVIEW:

The City of Mineral Wells and Mineral Wells ISD have been participating in a School Resource Officer Program through the Community Policing Program since 1995. The Program was initiated with a C.O.P.S. Universal Hiring Grant. This year's program provides two full-time police officers and three part-time school resource officers to the School District. In accordance with this agreement and any amendments, salary and benefits are funded by MWISD for one full-time officer and two part-time officers. Salary and benefits are funded by the City of Mineral Wells for one full-time officer and one part-time officer.

FISCAL IMPACT: \$141,070

ATTACHMENTS: SRO Program Agreement, First and Second Amendments to SRO Program

DEPARTMENT(S) SUBMITTING FORM: Superintendent

DEPARTMENT SIGNATURE/APPROVAL: 

STATE OF TEXAS §
 §
COUNTY OF PALO PINTO §

SCHOOL RESOURCE OFFICER PROGRAM

MADE this ___ day of _____, 2021 by and between the City of Mineral Wells, Texas, a municipal corporation, (hereinafter referred to as “City”) and the Mineral Wells Independent School District (hereinafter referred to as “District”).

WHEREAS, the governing bodies of City and District have recognized the continuing need for a School Resource Officer Program in the City of Mineral Wells, Texas;

WHEREAS, City and District have agreed to jointly participate in the School Resource Officer Program for the Mineral Wells Independent School District (MWISD) for the fiscal year from September 1, 2021 through August 31, 2022.

NOW, THEREFORE, IN CONSIDERATION OF THE PREMISES, IT IS MUTALLY AGREED BETWEEN City and district as follows:

1. City will provide one full-time Police Officer to be designated as the School Resource Officer. When performing service hereunder, such Police Officer shall at all times be an employee of the City.
2. District will provide office space for the School Resource Officer at the Mineral Wells High School. Costs of travel, training and supplies, related to the School Resource Officer Program, shall be paid by District. City will provide a vehicle for the officer and pay for any related expenses, as well as any uniform costs and longevity pay due the officer.
3. The School Resource Officer shall be under the general supervision / coordination of job assignments of the Mineral Wells I.S.D. Superintendent or designee.
4. The School Resource Officer shall complete initial offense reports/supplements or calls for service involving District and conduct follow-up investigations as required. As directed, the Officer shall provide school security, enforce traffic laws and ordinances, conduct evidence searches and seizures, patrol school parking lots, check buildings for physical security and perform other related tasks as required.
5. The School Resource Officer shall be assigned and focus their full attention to the District; however, the Officer may be assigned other duties by the Mineral Wells Police Department during those periods when school is not in session.

6. The budgeted expenses for the MWHS Resource Officer Program and the services to be provided hereunder are \$87,080 as itemized in the MWHS-SRO Budget attached hereto. City shall pay all of the personal service expenses as they are incurred and District shall reimburse the City for them on a quarterly basis. Each quarterly reimbursement shall be in the amount of \$21,770 that shall be due and payable within 30 days after the end of each quarter.
7. The last month of each quarter, for purposes of this Agreement, are November 2021, and February, May, and August 2022. In the event the actual expenses for the School Resource Officer Program are different than the budgeted amount, then it is agreed that the last quarter payment due from the District shall be adjusted to reflect the cost of the personal service expenses of the program.
8. City agrees to provide one additional full-time Police Officer to be as a designated School Resource Officer at City's sole expense. When performing service hereunder, said Police Officer shall at all times be an employee of the City.

EXECUTED the date and year first above written and effective from September 1, 2021 through August 31, 2022.

ATTEST:

CITY OF MINERAL WELLS, TEXAS

Peggy Clifton, City Clerk

Randy Criswell, City Manager

**MINERAL WELLS INDEPENDENT
SCHOOL DISTRICT**

John Kuhn, Superintendent

SCHOOL RESOURCE OFFICER				
MINERAL WELLS HIGH SCHOOL				
2020-2021 BUDGET				
5100	Salaries			\$ 53,459
5101	Overtime - 48 Hours			1,851
5103	Social Security			4,699
5104	Group Insurance			10,060
5105	Employee Retirement			5,516
5106	Worker's Compensation			2,263
5107	Uniform Allowance			-
5109	Physicals			-
5111	Longevity			2,640
5113	Certification			3,600
TOTAL PERSONAL SERVICES				\$ 84,087.95
5408	Vehicle Maintenance			\$ -
5414	Radio Maintenance			-
TOTAL PURCHASED PROPERTY SERVICES				\$ -
5506	Professional Travel and Training			\$ 2,993
TOTAL MAINTENANCE				\$ 2,992.50
5642	Gas & Oil			\$ -
5626	Operating Supplies			-
TOTAL SUPPLIES				\$ -
TOTAL EXPENDITURES				\$ 87,080.45
Professional Travel & Training and school related operating supplies are provided by M.W.I.S.D.				

STATE OF TEXAS § **FIRST AMENDMENT TO THE SCHOOL RESOURCE**
 § **OFFICER PROGRAM BETWEEN THE CITY OF**
COUNTY OF PALO PINTO § **MINERAL WELLS AND THE MINERAL WELLS**
 § **INDEPENDENT SCHOOL DISTRICT**

This **FIRST AMENDMENT** (“Amendment”) is renewed and made this _____ day of _____, 2021 by and between the City of Mineral Wells, Texas, a municipal corporation, (hereinafter referred to as “City”) and the Mineral Wells Independent School District (hereinafter referred to as “District”):

WHEREAS, the City and District have previously entered into a certain INTERLOCAL AGREEMENT FOR THE SCHOOL RESOURCE OFFICER PROGRAM (“Agreement”); and

WHEREAS, the City and District have received approval from their respective governing bodies and mutually desire to modify the Agreement to reflect the revised terms and conditions set forth herein;

NOW, THEREFORE, IN CONSIDERATION OF THESE PREMISES, IT IS MUTALLY AGREED BETWEEN City and District to the following Amendment to said Agreement covering the period from September 1, 2021 through August 31, 2022:

The original agreement is hereby amended to add the following language to the end of the Agreement:

9. City further agrees to provide one part-time Police Officer to be as a designated part-time School Resource Officer at the District’s expense. When performing service hereunder, said part-time Police Officer shall at all times be an employee of the City. The budgeted expenses for this part-time Police Officer and the services to be provided hereunder are \$29,258 as itemized in the MWISD-PTSRO Budget attached hereto. City shall pay all of the personal service expenses as they are incurred and District shall reimburse the City for them on a quarterly basis. Each quarterly reimbursement shall be in the amount of \$7,315 that shall be due and payable within 30 days after the end of each quarter. This part-time Police Officer is specifically limited to not more than 20 hours of work per week and an absolute maximum of 990 work hours per year.”

ALL OTHER PROVISIONS OF THE AGREEMENT SHALL REMAIN IN EFFECT AND IN FULL FORCE.

IN WITNESS THEREOF, the City and District have caused this Amendment to be signed by the duly authorized officers or representatives of each on the date and year set forth hereinabove and effective through August 31, 2022.

ATTEST:

CITY OF MINERAL WELLS, TEXAS

Peggy Clifton, City Clerk

Randy Criswell, City Manager

**MINERAL WELLS INDEPENDENT
SCHOOL DISTRICT**

John Kuhn, Superintendent

SCHOOL RESOURCE OFFICER (Part-time)				
MINERAL WELLS HIGH SCHOOL				
2019-2020 BUDGET				
5100	Salaries - 20 hours/wk @ 990 hours/yr			\$ 26,265
5101	Overtime			-
5103	Social Security			-
5104	Group Insurance			-
5105	Employee Retirement			-
5106	Worker's Compensation			-
5107	Uniform Allowance			-
5109	Physicals			-
5111	Longevity			-
5113	Certification			-
TOTAL PERSONAL SERVICES				\$26,265.00
5408	Vehicle Maintenance			\$ -
5414	Radio Maintenance			-
TOTAL PURCHASED PROPERTY SERVICES				\$ -
5506	Professional Travel and Training			\$ 2,993
TOTAL MAINTENANCE				\$ 2,992.50
5642	Gas & Oil			\$ -
5626	Operating Supplies			-
TOTAL SUPPLIES				\$ -
TOTAL EXPENDITURES				\$29,257.50
Professional Travel & Training and school related operating supplies are provided by M.W.I.S.D.				

STATE OF TEXAS § **SECOND AMENDMENT TO THE SCHOOL RESOURCE**
 § **OFFICER PROGRAM BETWEEN THE CITY OF**
COUNTY OF PALO PINTO § **MINERAL WELLS AND THE MINERAL WELLS**
 § **INDEPENDENT SCHOOL DISTRICT**

This **SECOND AMENDMENT** (“2nd Amendment”) is renewed and made this _____ day of _____, 2021 by and between the City of Mineral Wells, Texas, a municipal corporation, (hereinafter referred to as “City”) and the Mineral Wells Independent School District (hereinafter referred to as “District”):

WHEREAS, the City and District have previously entered into a certain INTERLOCAL AGREEMENT FOR THE SCHOOL RESOURCE OFFICER PROGRAM (“Agreement”) and FIRST AMENDMENT; and

WHEREAS, the City and District have received approval from their respective governing bodies and mutually desire to modify the Agreement to reflect the revised terms and conditions set forth herein;

NOW, THEREFORE, IN CONSIDERATION OF THESE PREMISES, IT IS MUTALLY AGREED BETWEEN City and District to the following 2nd Amendment to said Agreement covering the period from September 1, 2021 through August 31, 2022:

The original agreement is hereby amended to add the following language to the end of the Agreement:

10. City further agrees to provide one additional part-time Police Officer to be as a designated part-time School Resource Officer at the District’s expense. When performing service hereunder, said part-time Police Officer shall at all times be an employee of the City. The budgeted expenses for this additional part-time Police Officer and the services to be provided hereunder are \$29,258 as itemized in the MWISD-PTSRO Budget attached hereto. City shall pay all of the personal service expenses as they are incurred and District shall reimburse the City for them on a quarterly basis. Each quarterly reimbursement shall be in the amount of \$7,315 that shall be due and payable within 30 days after the end of each quarter. This part-time Police Officer is specifically limited to not more than 20 hours of work per week and an absolute maximum of 990 work hours per year.

11. City further agrees to provide one additional part-time Police Officer to be as a designated School Resource Officer at City's sole expense. When performing service hereunder, said Police Officer shall at all times be an employee of the City.

ALL OTHER PROVISIONS OF THE AGREEMENT SHALL REMAIN IN EFFECT AND IN FULL FORCE.

IN WITNESS THEREOF, the City and District have caused this Amendment to be signed by the duly authorized officers or representatives of each on the date and year set forth hereinabove and effective through August 31, 2022.

ATTEST:

CITY OF MINERAL WELLS, TEXAS

Peggy Clifton, City Clerk

Randy Criswell, City Manager

**MINERAL WELLS INDEPENDENT
SCHOOL DISTRICT**

John Kuhn, Superintendent

SCHOOL RESOURCE OFFICER (Part-time)				
MINERAL WELLS HIGH SCHOOL				
2019-2020 BUDGET				
5100	Salaries - 20 hours/wk @ 990 hours/yr			\$ 26,265
5101	Overtime			-
5103	Social Security			-
5104	Group Insurance			-
5105	Employee Retirement			-
5106	Worker's Compensation			-
5107	Uniform Allowance			-
5109	Physicals			-
5111	Longevity			-
5113	Certification			-
TOTAL PERSONAL SERVICES				\$26,265.00
5408	Vehicle Maintenance			\$ -
5414	Radio Maintenance			-
TOTAL PURCHASED PROPERTY SERVICES				\$ -
5506	Professional Travel and Training			\$ 2,993
TOTAL MAINTENANCE				\$ 2,992.50
5642	Gas & Oil			\$ -
5626	Operating Supplies			-
TOTAL SUPPLIES				\$ -
TOTAL EXPENDITURES				\$29,257.50
Professional Travel & Training and school related operating supplies are provided by M.W.I.S.D.				



BOARD OF TRUSTEES

Agenda Item

MEETING DATE: September 13, 2021

MEETING TYPE:

- Regular Meeting
 Special Meeting

AGENDA ITEM TYPE:

- Action Item
 Non Action Item

DISTRICT GOALS (Check all that apply):

- Academic Competitiveness
 Competitive Work Force
 Promote Community/School Partnerships
 Fiscal Responsibility
 Safe and Secure Schools

TITLE: Consider Approval of Memorandum of Understanding for Facility Use Program between the City of Mineral Wells and Mineral Wells ISD.

RECOMMENDED ACTION: It is recommended that the Memorandum of Understanding for Facility Use Program between the City of Mineral Wells and Mineral Wells ISD be approved as presented.

BOARD POLICY/STATE REGULATION/LAW REFERENCE (if applicable): GRB(LLEGAL)

OVERVIEW:

In order to provide required regular training for school guardians who have been approved by the MWISD Board of Trustees, MWISD will enter in an Agreement with the City of Mineral Wells ISD be approved as presented.

FISCAL IMPACT: Approx \$500 - \$1,000 per year, on average

ATTACHMENTS: MOU

DEPARTMENT(S) SUBMITTING FORM: Superintendent

DEPARTMENT SIGNATURE/APPROVAL:

Memorandum of Understanding for Facility Use Program
Between
The City of Mineral Wells
And
The Mineral Wells Independent School District

The purpose of this document is to establish a Facility Use Program and to set forth guidelines to ensure that law enforcement, school officials, and the communities they serve, have a shared understanding of the goals of the Mineral Wells ISD Guardian Program;

The parties agree that an effective Guardian Program is grounded on the premise that the teachers selected to be a part of that program are properly trained in the use of firearms and crisis management;

To ensure that District employees chosen to be a part of the Guardian Program receive the necessary support and training to ensure a safe school environment, while respecting the rights of students and improving the overall school climate, the City has agreed, through its Police Department, to provide the use of the shooting range facility; and,

The parties agree that this training fosters the relationship and assists the parties in the management of a crisis situation.

The signatories agree to the following:

Role of the Mineral Wells Police Department
Within the Context of the Mineral Wells ISD Guardian Program

1. The mission of the Facility Use Program is to improve school safety and the educational climate at the school.
2. The Police Department will provide the use of the shooting range facility to District employees who are eligible for authorization to possess a firearm on District property. These employees shall be provided time at the shooting range facility for firing practice.
3. The Police Department will furnish a shooting range for the completion of the required one-hundred (100) rounds of firearm training every other month.

Role of Mineral Wells ISD
Within the Context of the Mineral Wells ISD Guardian Program

1. The District will have the sole responsibility for the selection of District officials participating in the Guardian Program in accordance with District policies and procedures.
2. The District will ensure the officials it selects for participating in the Guardian Program complete any other training deemed necessary by the District and in compliance with State law.

3. The District will be responsible for determining when a District employee has successfully completed the training.
4. District will ensure the officials it selects for participating in the Guardian Program complete the required one-hundred (100) rounds of firearm training every other month.

Structure and Funding for the Facility Use Program

1. The City, through its Police Department, agrees to allow the District, as related to its Guardian Program, the use of the Mineral Wells Police Department Weapons Range.
2. District officials designated to participate in the Guardian Program agree to abide by and follow all rules and procedures established by the Mineral Wells Police Department, as determined by the Range Master, at the weapons range. Failure to abide by rules and procedures established by the City may result in removal of any employee or representative of the District from the weapons range.
3. The District agrees to scheduling use of the City's weapons range during mutually agreeable times and dates.
4. The District agrees that its use of the City's weapons range shall be restricted to and solely for the purpose of training as related to the District's Guardian Program, in compliance with State law.
5. In consideration for the use of the City's weapon range, the District agrees to provide proportionate assistance with the upkeep of the weapons range, replenishment of City supplies used by District officials during Guardian Program training at the weapons range, and any other assistance deemed in the mutual best interest of the Parties, as needed.

Liability

1. No liability will arise or be assumed between the Parties as a result of this Memorandum.
2. The Parties agree that neither Party shall waive any of the immunities provided to it as a governmental entity.

Confidentiality

1. The District and the City, through its Police Department, (together, the "Parties") agree that during the term of this Agreement being entered into herein, unless the other party has consented, or unless required by law, or a court or agency of the government, the Parties will not reveal or disclose any Confidential Information of the other party to any third party, except to utilize such Confidential Information in a manner consistent with this Agreement in connection with the provision of services, and then only to those persons who are under obligations of confidentiality similar to those set forth herein.
2. The term "Confidential Information" means (1) personally identifiable information of the

employees or officials selected to participate in the Guardian Program or (ii) material, nonpublic information about the Parties.

3. To the extent that either party discloses Confidential Information of the other party to its agents, affiliates, representatives, and employees in a manner consistent with the first sentence of the foregoing paragraph, the Parties agree that such disclosing party will be responsible for a breach of this section by its agents, affiliates, representatives, and employees.
4. Following the termination of this Agreement, all such Confidential Information in either party's possession will be promptly returned to the other party at the other party's request. Notwithstanding this requirement, the Parties shall be entitled to retain copies of Confidential Information to the extent that they are required to do so by law, statute or regulation.

Duration

1. This memorandum of understanding shall become effective immediately upon execution by signature and remain effective until August 31, 2022, whereupon it must be reviewed annually by all signatories or their successors before being renewed.
2. A signatory may terminate this memorandum of understanding by serving written notice to all other signatories at least thirty (30) days in advance of such termination.

ACCEPTED BY MINERAL WELLS ISD:

John Kuhn, Superintendent

Date

ACCEPTED BY THE CITY OF MINERAL WELLS:

Randy Criswell, City Manager

Date



BOARD OF TRUSTEES Agenda Item

MEETING DATE: September 13, 2021

MEETING TYPE:

- Regular Meeting
- Special Meeting

AGENDA ITEM TYPE:

- Action Item
- Non Action Item

DISTRICT GOALS (Check all that apply):

- Academic Competitiveness
- Competitive Work Force
- Promote Community/School Partnerships
- Fiscal Responsibility
- Safe and Secure Schools

TITLE: Consider Approval of Interlocal Agreement for Emergency Medical Services

RECOMMENDED ACTION: It is recommended that the Interlocal Agreement for Emergency Medical Services be approved as presented.

BOARD POLICY/STATE REGULATION/LAW REFERENCE (if applicable): Board Policy FM(LEGAL); UIL Constitution & Rules (C&CR), Contest – Subchapter C, Section 1208

OVERVIEW:

MWISD and the City of Mineral Wells propose to enter into an agreement wherein, for fair compensation by MWISD, the City of Mineral Wells provides two Emergency Medical Technicians and one ambulance at home football games and certain other events, pursuant to provisions stipulated in the attached agreement.

FISCAL IMPACT: \$150 per event (\$50/hour/event with 3 hour minimum)

ATTACHMENTS: Interlocal Agreement for Emergency Medical Services

DEPARTMENT(S) SUBMITTING FORM: Superintendent

DEPARTMENT SIGNATURE/APPROVAL: 

STATE OF TEXAS §

COUNTY OF PALO PINTO §

INTERLOCAL AGREEMENT FOR
EMERGENCY MEDICAL SERVICES

Pursuant to V.T.C.A., Government Code §§791.001 et seq. (the "Act") the City of Mineral Wells, Texas, ("CITY"), and the Mineral Wells Independent School District ("MWISD"), each being a unit of "Local Government" as defined by the Act, make and enter into this Agreement for the purposes and consideration as set out below.

WITNESSETH:

WHEREAS, MWISD desires the Fire Department of CITY and CITY EMTs to assist MWISD in maintaining a safe environment for MWISD sponsored sporting events and activities; and

WHEREAS, CITY has EMTs in its employ capable of providing MWISD emergency medical services; and

WHEREAS, the MWISD Board of Trustees has found, and hereby declares, it is in need of emergency medical services to protect the safety and welfare of its student athletes at MWISD sponsored sporting events and activities; and

WHEREAS, the MWISD Board of Trustees desires to utilize the emergency medical services and personnel of CITY for those functions and purposes; and

WHEREAS, the CITY desires to provide MWISD the required emergency medical services;

NOW, THEREFORE, in consideration of the premises and of the terms,

provisions, and mutual provisions herein contained, CITY and MWISD hereby agree as follows:

I.

Purpose

1.01 The primary purpose of this Agreement is for MWISD to secure emergency medical services to protect the safety and welfare of MWISD students at MWISD sponsored sporting events and activities.

II.

Services and Obligations of City

The CITY, through CITY EMTs, shall provide MWISD the following services and related activities:

Emergency Medical Services

2.1 Beginning August 12, 2021, two (2) Emergency Medical Technicians (EMTs) and an ambulance will be provided by CITY for emergency medical services at MWISD football games for 2019 and other extra school-related events as requested by the ISD during the school year. [*See Attachment A: Mineral Wells ISD Stadium Ambulance Service Schedule for regular season games*].

2.2 For extra school-related events, CITY EMTs and ambulance will be provided subject to availability of CITY EMTs and scheduling.

III.

Qualifications

Any EMT assigned by CITY Fire Department shall have the following qualifications:

3.1 Must continuously satisfy all minimum standards for EMTs established from time to time by the Texas Department of State Health Services and additional standards, if any, of CITY Fire Department.

3.2 Must have passed a criminal background check in accordance with Section 22.083 of the Texas Education Code.

3.3 Initial selection and assignment of the EMTs will be by CITY's Fire Department.

IV.

Employees of the City

4.1 All EMTs furnished by CITY will be employees of CITY and will at all times be subject to the supervision and control of the CITY's Fire Chief or his designee and shall be responsible to the Fire Chief or his designee.

4.2 All EMTs and ambulance furnished by CITY have the protection of CITY as their primary responsibility. Therefore, at any time when staffing requirements demand more personnel for protection of CITY, all or a portion of the EMTs and/or the ambulance may be removed from games for a temporary period until those EMTs and/or ambulance are no longer required for the reasonable protection of CITY.

4.3 The supervisory personnel of the EMTs who are responsible for their direct supervision shall be available at all reasonable times to report to and confer with designated officials of MWISD.

V.

Services and Obligations of MWISD

MWISD shall fulfill the following obligations in return for the CITY's performance of the foregoing services:

5.1 The CITY shall invoice MWISD and MWISD shall pay the City a fee of \$50 per hour for the use of a CITY Fire Department ambulance and the contracted services of two (2) EMTs, to be charged a minimum of three (3) hours per event, exclusive of the total time the ambulance is on standby at the event. Both governing bodies of the respective parties find this fair compensation for services performed. Within 30 days of receipt of invoice from City, MWISD shall deliver payment to:

P.O. Box 460
Mineral Wells,
TX 76068

5.2 Payments for the above described governmental services must be made from current revenues available to the school district.

5.3 In the event the CITY ambulance and EMTs are removed from service at an MWISD location or function due to the provision set forth in section 4.2 and a replacement apparatus with EMT compliment is unavailable on scene, the MWISD will not be required to compensate the CITY for the affected EMTs or ambulance.

VI.

Term

6.1 The term of this Agreement shall commence on August 19, 2021, and shall continue for the 2021 football season including any extended play and playoff games.

6.2 Either party may terminate the Agreement by giving 30 days written notice and the Agreement shall terminate on the date set out in the notice. Termination of this Agreement shall not excuse any of the payments due for services provided during the term in which the notice of termination was given. For example, if the Agreement terminates on September 5th, the payment for services provided on September 5th still must be paid.

VII.

Notices and Administration

7.1 All notices, communications and reports required or permitted under this Agreement shall be personally delivered to the respective parties, by depositing same in the United States mail, postage prepaid, at the addresses shown below, unless and until either party is subsequently notified otherwise in writing:

If intended for CITY, to:

FIRE CHIEF

City of Mineral Wells

P.O. Box 460

Mineral Wells, TX

76086

If intended for MWISD, to:

SUPERINTENDENT OF SCHOOLS

Mineral Wells Independent School District

906 SW 5th Ave.

Mineral Wells, TX 76067

VIII.

Miscellaneous Provisions

8.1 VENUE: The obligations of the parties are performable in Mineral Wells, Texas, and if legal action is necessary to enforce same, exclusive venue shall be in PALO PINTO County, Texas.

8.2 APPLICABLE LAW: This Agreement is made subject to the provisions of the Charter and Ordinances of CITY, as amended, enacted written Policies of MWISD's Board of Trustees, as amended, and all applicable State and Federal laws.

8.3 GOVERNING LAW: This Agreement shall be governed by and construed in accordance with the laws and court decisions of the State of Texas.

8.4 LEGAL CONSTRUCTION: In case any one or more of the provisions contained in this Agreement shall for any reason be held to be invalid, illegal, or unenforceable in any respect, such invalidity, illegality, or unenforceability shall not affect any other provision of it and this Agreement shall be considered as if such invalid, illegal, or unenforceable provision had never been contained in this Agreement.

8.5 CAPTIONS: The captions to the various clauses of this Agreement are for informational purposes only and shall not alter the substance of the terms and conditions of this Agreement.

8.6 COUNTERPARTS: This Agreement may be executed in any number of counterparts, each of which shall be deemed an original and constitute one and the same instrument.

8.7 ENTIRE AGREEMENT: This Agreement embodies the complete agreement of the parties hereto, superseding all oral or written previous and contemporary agreements between the parties and relating to matters in this Agreement, and, except as otherwise provided herein, cannot be modified without written agreement of the parties to be attached to and made a part of this Agreement.

8.9 PAYMENT: All payments to the Mineral Wells Fire/EMS shall be invoiced through and made to the City of Mineral Wells.

EXECUTED the date and year first above written and effective from August _____, 2021.

ATTEST:

CITY OF MINERAL WELLS, TEXAS

Peggy Clifton, City Clerk

Randy Criswell, City Manager

**MINERAL WELLS INDEPENDENT
SCHOOL DISTRICT**

John Kuhn, Superintendent

ATTACHMENT A

MINERAL WELLS
ISD AMBULANCE
SERVICE

DAY MONTH DAY ARRIVE DEPART (APPROX.)



BOARD OF TRUSTEES Agenda Item

MEETING DATE: September 13, 2021

MEETING TYPE:

- Regular Meeting
- Special Meeting

AGENDA ITEM TYPE:

- Action Item
- Non Action Item

DISTRICT GOALS (Check all that apply):

- Academic Competitiveness
- Competitive Work Force
- Promote Community/School Partnerships
- Fiscal Responsibility
- Safe and Secure Schools

TITLE: Consider Authorization of Superintendent to withdraw Mineral Wells Independent School District from the Palo Pinto County Shared Services Arrangement and withdraw Mineral Wells Independent School District as fiscal agent of the Palo Pinto County Shared Services Arrangement.

RECOMMENDED ACTION: Authorize Superintendent to withdraw Mineral Wells Independent School District from the Palo Pinto County Shared Services Arrangement and withdraw Mineral Wells Independent School District as fiscal agent of the Palo Pinto County Shared Services Arrangement.

BOARD POLICY/STATE REGULATION/LAW REFERENCE (if applicable): EHAD(LLEGAL), GNA(LLEGAL), GNB(LLEGAL), TEC Section 29

OVERVIEW:

Independent School Districts are permitted to join together in shared service arrangements for a variety of purposes. MWISD has been a member of the Palo Pinto County Shared Service Arrangement (PPCSSA) since 2010, for special education services. MWISD officials have determined that it would serve the fiscal and instructional interests of MWISD to withdraw from the PPCSSA. Participation of ISDs in a Shared Services Arrangement is voluntary.

FISCAL IMPACT: Saves \$200,000 annually

ATTACHMENTS: Letter from school attorney

DEPARTMENT(S) SUBMITTING FORM: Superintendent

DEPARTMENT SIGNATURE/APPROVAL: 

DEAN MICKNAL
PARTNER

DIRECT 682.422.0019
DEAN@LEASORCRASS.COM



LEASOR  CRASS, P.C.

302 W. BROAD STREET
MANSFIELD, TEXAS 76063
682.422.0009
FAX 682.422.0008
WWW.LEASORCRASS.COM

September 1, 2021

John Kuhn
Superintendent, Mineral Wells ISD
906 S.W. 5th Avenue
Mineral Wells, Texas 76067

via email attachment

RE: Withdrawal from Palo Pinto County Special Education Shared Services Arrangement

Dear Mr. Kuhn,

Thank you for your call yesterday. My understanding is that the Mineral Wells ISD (“MWISD” or “District”) seeks legal representation with respect to withdrawing from the Palo Pinto County Special Education Shared Services Arrangement (“PPCSSA” or “SSA”). This letter provides guidance regarding the process for accomplishing this objective.

Based on the information you’ve provided, I understand that MWISD has been a member district of the SSA since 2010. Additionally, I understand that MWISD currently serves as the Fiscal Agent for the SSA. This is important, as the SSA Operating Guidelines imposes separate requirements for purposes of withdrawing as a Member District and as Fiscal Agent in Sections 7 and 8, respectively.

You have also explained that the SSA is currently represented by Walsh, Gallegos, Trevino, Kyle, and Robinson, P.C. While Leasor Crass, P.C. will represent the District’s interests with respect to withdrawing from the SSA, both as a Member District and as Fiscal Agent, Walsh Gallegos will continue to represent the SSA.

The process for withdrawing is fairly straightforward. Pursuant to the Palo Pinto SSA Agreement:

- MWISD is responsible for providing written notice to the other Member Districts of its intent to withdraw from the SSA by no later than October 4, 2021 (at least 120 calendar days on or before the February 1st preceding the end of the school year which the Member District intends to be its final year in the SSA);
- MWISD is responsible for providing written notice to the other Member Districts of its intent to withdraw as Fiscal Agent of the SSA on or before February 1, 2022;
- MWISD is responsible for providing notice to TEA of its intent to withdraw as Fiscal Agent on or before February 1, 2022;

Leasor Crass, P.C.

September 1, 2021

Page 2

- MWISD, in its capacity as Fiscal Agent for the SSA, must submit notice of MWISD's intent to withdraw from the SSA to TEA prior to February 15, 2022;
- MWISD's withdrawal from the SSA will be effective on June 30, 2022;
- MWISD will be responsible for returning to the SSA any supplies, equipment, or fixtures in its possession that were purchased with SSA funds, prior to or by the effective June 30, 2022 final day of participation in the SSA;
- MWISD will continue to serve as Fiscal Agent until it has formally withdrawn from the SSA, on June 30, 2022; and,
- Following an independent audit of the SSA's accounts, the transfer of Fiscal Agent status will become effective July 1, 2022.

Our firm will assist in drafting the required notices for MWISD and collaborating with Walsh Gallegos with respect to any necessary reports or actions.

Notably, in 2019, the Texas Legislature repealed Texas Education Code Section 29.007, which was the statutory basis for TEA's Shared Service Agreement Procedures. Shortly thereafter, TEA released guidance explaining that TEA would no longer request notification of changes to SSA configurations or copies of SSA contracts. We are currently attempting to get clarification from TEA as to whether this also applies to the notice requirement related to Member District and/or Fiscal Agent status.

You also explained that there is an SSA Board meeting coming up this week. No action needs to be taken at this time. That said, there is no legal reason to avoid disclosing the District's intention to leave the SSA pursuant to the terms of the Agreement.

If you have any questions or comments, please feel free to contact me.

Sincerely,



Dean Micknal



BOARD OF TRUSTEES Agenda Item

MEETING DATE: September 13, 2021

MEETING TYPE:

- Regular Meeting
- Special Meeting

AGENDA ITEM TYPE:

- Action Item
- Non Action Item

DISTRICT GOALS (Check all that apply):

- Academic Competitiveness
- Competitive Work Force
- Promote Community/School Partnerships
- Fiscal Responsibility
- Safe and Secure Schools

TITLE: Calendars for September and October

RECOMMENDED ACTION: This item is for information only

BOARD POLICY/STATE REGULATION/LAW REFERENCE (if applicable):

OVERVIEW:

See attached calendars

FISCAL IMPACT: N/A

ATTACHMENTS: September and October Calendars

DEPARTMENT(S) SUBMITTING FORM: Superintendent

DEPARTMENT SIGNATURE/APPROVAL: 

September 2021

September 2021							October 2021						
Su	Mo	Tu	We	Th	Fr	Sa	Su	Mo	Tu	We	Th	Fr	Sa
			1	2	3	4						1	2
5	6	7	8	9	10	11	3	4	5	6	7	8	9
12	13	14	15	16	17	18	10	11	12	13	14	15	16
19	20	21	22	23	24	25	17	18	19	20	21	22	23
26	27	28	29	30			24	25	26	27	28	29	30
							31						

SUNDAY	MONDAY	TUESDAY	WEDNESDAY	THURSDAY	FRIDAY	SATURDAY
Aug 29	30	31	Sep 1 September is Hydrocephalus Awareness Month	2 MWS Cross Country @ Burkburnett CC 5:00pm Homecoming 5:30pm 9th Grade Rams 6:30pm JV Rams	3 7:00pm Rams Varsity Football vs. Western Hills (Homecoming) (Mineral Wells High School (3801 Ram	4 10:00am Lady Rams Volleyball vs Eastland (Mineral Wells High School (3801 Ram Blvd. Mineral Wells,
5	6 Labor Day Student & Staff Holiday	7 4:30pm Lady Rams Volleyball vs Brewer (Mineral Wells High 5:00pm MWJH Rams Football vs. Irma	8	9 4:00pm MWS Tennis @ Brock (Brock High School) 5:00pm JV/9th Rams Football @ Benbrook	10 4:30pm Lady Rams Volleyball @ Godley (Godley High School 7:00pm Rams Varsity Football vs. Benbrook	11 MWS Cross Country @ Mineral Wells Invitational (Mineral Patriot Day - Edlio Calendar
12	13 MWS Monthly Board Meeting	14 5:00pm MWJH Rams Football vs. Willkie - Edlio Calendar 5:00pm Lady Rams Volleyball @ Wichita	15	16 10:00am MWS Tennis vs. WF Hirschi (Mineral Wells High 5:00pm 9th/JV Football @ Sanger (Sanger	17 Constitution Week - Edlio Calendar Constitution/Citizenship Day - Edlio Calendar 4:00pm Lady Rams 7:00pm Rams Varsity	18 4:00pm MWS Tennis vs. Vernon (neutral location) (TBA) - Edlio Calendar
19 Constitution Week - Edlio Calendar	20	21 4:30pm Lady Rams Volleyball @ Breckenridge 5:00pm MWJH Rams Football vs. Lake	22 First Day of Autumn - Edlio Calendar	23 4:00pm MWS Tennis vs. Burkburnett (Mineral Wells High 5:00pm 9th/JV Football @ Gainesville (Sanger	24 End of the 1st Six Weeks - Edlio Calendar 4:30pm Lady Rams Volleyball vs Iowa 7:00pm Rams Varsity	25 JV/F Lady Rams Volleyball @ Castleberry MWS Cross Country @ Burleson Centennial
26	27 Start of 2nd Six Weeks - Edlio Calendar	28 National Good Neighbor Day - Edlio 4:00pm Lady Rams Volleyball @ Vernon 5:00pm MWJH Rams	29	30 4:00pm MWS Tennis vs. Holliday (TBD) - Edlio Calendar 5:00pm 9th/JV Football vs. Glen Rose (Ram	Oct 1	2

October 2021

October 2021							November 2021						
Su	Mo	Tu	We	Th	Fr	Sa	Su	Mo	Tu	We	Th	Fr	Sa
					1	2			2	3	4	5	6
3	4	5	6	7	8	9	7	8	9	10	11	12	13
10	11	12	13	14	15	16	14	15	16	17	18	19	20
17	18	19	20	21	22	23	21	22	23	24	25	26	27
24	25	26	27	28	29	30	28	29	30				
31													

SUNDAY	MONDAY	TUESDAY	WEDNESDAY	THURSDAY	FRIDAY	SATURDAY
Sep 26	27	28	29	30	Oct 1	2
National Principals Month - Edlio Calendar						
					Learning Disabilities	Mineral Wells
					National Bullying	Invitational Marching
					4:30pm Lady Rams	MWHS Cross Country @
3	4	5	6	7	8	9
National Principals Month - Edlio Calendar						
		5:00pm MWJH Rams Football vs. Azle -			4:00pm MWHS Tennis vs. Iowa Park (Iowa)	Parent-Teacher
		5:00pm Lady Rams			5:00pm 9th/JV vs. Iowa	5:00pm Lady Rams
					7:00pm Rams Varsity	
10	11	12	13	14	15	16
National Principals Month - Edlio Calendar						
National School Lunch Week - Edlio Calendar						
Student & Staff Holiday		4:30pm Lady Rams			MWHS Cross Country	4:30pm Lady Rams
7:00pm MWISD Monthly		5:00pm MWJH Rams			5:00pm 9th/JV Football	7:00pm Rams Varsity
17	18	19	20	21	22	23
National Principals Month - Edlio Calendar						
National School Bus Safety Week - Edlio Calendar						
		5:00pm Lady Rams			4:30pm Mineral Wells Lady Rams vs.	Red Ribbon Week - Edlio Cal
		5:00pm MWJH Rams				
24	25	26	27	28	29	30
National Principals Month - Edlio Calendar						
Red Ribbon Week - Edlio Calendar						
4:30pm Lady Rams Volleyball @ Graham		5:00pm MWJH Rams Football vs. Marine			5:00pm 9th/JV Football vs. Graham (Ram)	MWISD Early Release All
					7:00pm Rams Varsity	Area 2A Marching Band Contest at Ram Stadium - Edlio
31	Nov 1	2	3	4	5	6
National Principals Month -						