

Public Comment Period

There shall be a public comment period for each meeting with actionable items on the agenda, with the exception of teacher disciplinary hearings. Comments shall be limited to topics listed on the agenda. The total public comment period shall be for no more than three (3) minutes. If an individual wishes to address the Board, he/she shall sign up on the form provided before the beginning of the board meeting to request time to speak. Each speaker shall be given no more than (3) minutes. Delegations must select only one individual to speak on their behalf unless otherwise determined by the Board. *Board Policy 1.609 Appeals to and Appearances Before the Board*

WASHINGTON COUNTY BOARD OF EDUCATION

November 6, 2025

6:00 PM

Central Office

- I. Call to Order**
- II. David Crockett High School Senior Student Leaders**
- III. Consideration of Meeting Agenda**
- IV. Public Comment**
- V. Approval of Meeting Minutes**
 - A. October 2, 2025**
- VI. Announcements**
 - A. November 6, 2025; 1:00 p.m.**
County Commission HEW meeting
 - B.**
November 12, 2025; 8:30 a.m. - 3:30 p.m.
Board Retreat
November 13-16, 2025
TSBA Annual Convention
Opryland; Nashville, TN
 - C. November 12, 2025; 9:00 a.m.**
County Commission Budget Committee
 - D. November 24, 2024; 6:00 p.m.**
County Commission
 - E. November 25, 2025; 6:00 p.m.**
Board Monthly Workshop
 - F. November 26-28, 2025**
No School for Thanksgiving Holiday
District Offices close at noon on November 26 and reopen December 1st

- G. **December 4, 2025 Board Meeting**
Review Superintendent's Evaluation Report
- H. **December 4, 2025, Board Meeting Time is 5:00 p.m.**

VII. Superintendent's Report

- A. **Student Board Member Lilly Fleenor, Daniel Boone High School**
- B. **Enrollment Report**
- C. **Field Trip Report**
- D. **Grant Report**
- E. **Maintenance Report**
- F. **Monthly Financials**
- G. **Personnel Report**
- H. **Other**

VIII. Consideration of Consent Agenda

A. *Bids/Proposals*

- 1. **Approval to release bids for Security Alarms at Fall Branch Elementary, Gray Elementary, Sulphur Springs Elementary, and Daniel Boone High School; Line Item 141E 72620-335**
- 2. **Approval of the proposal from ATLAS Greenhouse, Alapaha, GA for the replacement of Greenhouses (2) at David Crockett High School; (possible ISM Grant will fund part of this project if the state approves); Line Item 141E 76100-707**

B. *Purchase Orders*

- 1. **Purchase Order 6890; Solution Tree, Bloomington, IN; Professional Development; \$10, 984. 00; Line Item 71100599 004**
- 2. **Purchase Order 33384 (DCHS); RJ Young; Roland Truvis VG3 Series Printer; David Crockett High School CTE; Omnia Contract 2021002788; \$26,217.00; Line Item L-940 (School Funds)**
- 3. **Purchase Order 6690; American Sports Fields, Knoxville, TN; 25 Tons Sifted Infield Mix; Grounds Department; DCHS,DBHS,GV,RV,Lamar; \$23,000.00; Line Item 141E 72610 499**
- 4. **Purchase Order 6532; GovConnection, Merrimack, NH; View Sonic Bundle (4); Sourcewell 121923; System-wide; \$10,409.08; Line Item 72250499**

C. *Overnight Trip Requests*

- 1. **Grandview**
November 21-22nd, 2025
Cleveland, TN
All East Honors Choir 7th & 8th Grades
Duration: 2 Days
- 2. **South Central**
November 21-22nd, 2025
Cleveland, TN
All East Honors Choir 7th & 8th Grades
Duration: 2 Days

3. **Daniel Boone**
November 20-22nd, 2025
Cleveland, TN
All East Honors Choir 10th-12th Grades
Duration: 3 Days
4. **Daniel Boone**
January 2nd-4th, 2026
Unicoi, TN Appalachian Christian Camp
Chorus Reflections 10-12th Grades
Duration: 3 Days

IX. Discussions/Presentations

- A. **Request from Daniel Boone High School to establish a Songwriting Club**
- B. **Lewis Group Architects**
- C. **Awarding of Bid for Fencing(Ridgeview Elementary, South Central Elementary, David Crockett High, Asbury); Funded by Public School Security Grant**
- D. **Bus Garage roof repair/replacement ; Funded by County Education Capital Fund**
- E. **Purchase Orders**
 1. **Purchase Order 6905: Presentation Solutions, Inc., Buckner, KY; Banner Maker; Boones Creek Elementary; Buy Board #760-25; \$12,394.05;Funded by CTE ISM Grant; Line Item 141E 71300 730 000 00000 002**
 2. **Purchase Order 6907; Presentation Solution Inc., Buckner, KY; Banner Maker; Grandview Elementary; Buy Board #760-25; \$12,394.05; Funded by CTE ISM Grant; Line Item 141E 71300 730 000 00000 002**
- F. ***Additional Overnight Trip Requests***
 1. **David Crockett High School**
December 18th-20th, 2025
Gatlinburg, TN
Rocky Top Sports World-Mens Basketball Team
Duration: 3 Days

X. Adjournment

WASHINGTON COUNTY BOARD OF EDUCATION

October 2, 2025; 6:00 PM; Central Office

Those present were Chair Annette Buchanan, Vice-Chair David Hammond, Eric Barnes, Whitney Riddle, Mike Masters, Keith Ervin, Gregg Huddlestone, and Superintendent Jerry Boyd. Board members Vince Walters and Chad Fleenor were absent.

I. Call to Order

II. Presentation by Gray Elementary Students

The Board viewed a video created by the 8th Grade STEM students. The Ukulele Group consisting of students from 6th, 7th, and 8th grade performed a song.

III. Tyler Ball, Student Representative, David Crockett High School

Mr. Ball expressed his thoughts for the need of more social workers in the schools. And his concern of mental health provided for students.

IV. WCEA, Doug Harris

V. Requested Item to be Added to the Agenda

Keith Ervin moved for approval of the revised of the 5-year educational capital plan (includes the school bus purchase schedule (7 this year), re-roofing of the old annex building at David Crockett High School, HVAC system at Sulphur Springs Elementary, paving needs). Gregg Huddlestone seconded the motion which carried on roll call vote:

- Chad Fleenor: *absent*
- Vince Walters: *absent*
- Eric Barnes: *yes*
- Keith Ervin: *yes*
- David Hammond: *yes*
- Gregg Huddlestone: *yes*
- Mike Masters: *yes*
- Whitney Riddle: *yes*
- Annette Buchanan: *yes*

VI. Consideration of Meeting Agenda

Keith Ervin moved for approval of the meeting agenda, as amended, to include the revisions of the five-year educational capital plan. Eric Barnes seconded the motion which carried on roll call vote:

- Vince Walters: *absent*
- Eric Barnes: *yes*
- Keith Ervin: *yes*
- Chad Fleenor: *yes*
- David Hammond: *yes*

- Gregg Huddlestone: *yes*
- Mike Masters: *yes*
- Whitney Riddle: *yes*
- Annette Buchanan: *yes*

VII. Public Comment

No one requested to speak.

VIII. Approval of Meeting Minutes

September 4, 2025 Workshop

September 4, 2025 Public Hearing Related to Family Life Curriculum

September 4, 2025 Regular Board Meeting

September 23, 2025 Workshop

Gregg Huddlestone moved for approval of the meeting minutes, as presented. Eric Barnes seconded the motion which carried on roll call vote:

- Vince Walters: *absent*
- Eric Barnes: *yes*
- Keith Ervin: *yes*
- Chad Fleenor: *yes*
- David Hammond: *yes*
- Gregg Huddlestone: *yes*
- Mike Masters: *yes*
- Whitney Riddle: *yes*
- Annette Buchanan: *yes*

IX. Announcements

A. 2025 School Visits

B. October 6-10, 2025

Fall Break

C. October 3, 13, 14, 15, 2025

Inservice/Professional Development Days (No Students)

D. October 9, 2025; 1:00 p.m.

County Commission Health, Education & Welfare Committee

E. October 15, 2025; 9:00 a.m.

County Commission Budget Committee

F. October 24, 2025

Musket Bowl at Daniel Boone High School

G. October 27, 2025: 6:00 p.m.

County Commission Regular Meeting

H. October 28, 2025; 6:00 p.m.
Board monthly workshop

X. Superintendent's Report

A. Student Board Member, Jodontis Robinson, Daniel Boone High School

B. Enrollment Report

C. Grants Report

D. Personnel Report

E. Maintenance Report

F. Monthly Financials

G. Day Field Trips

H. Other

XI. Consideration of Consent Agenda

Keith Ervin moved for approval of the consent agenda. Gregg Huddlestone seconded the motion which carried on roll call vote:

- Chad Fleenor: *absent*
- Vince Walters: *absent*
- Eric Barnes: *yes*
- Keith Ervin: *yes*
- David Hammond: *yes*
- Gregg Huddlestone: *yes*
- Mike Masters: *yes*
- Whitney Riddle: *yes*
- Annette Buchanan: *yes*

A. Purchase Orders

1. Purchase Order 6363; BrainPop, New York, NY; System-wide; Subscription Renewal; 10/8/2025-10/7/2026; \$26,163.00; Line Item 72250399

2. Purchase Order 6380; Coryell Roofing, Oklahoma, OK; Roof Repairs; Lamar Elementary; TIPS Cooperative Contract 24060402; \$13,125.14; Line Item 7260335-011

3. Purchase Order 6399; ACT; Sole Source; Daniel Boone High and David Crockett High; Pre-ACT Tests; NTE \$22,000.00; Line Item 141E 72130-322

4. Purchase Order 6500: The Good Co., Johnson City; Door Hardware (Exit device with indicator); Lamar, South Central, West View, Sulphur Springs; Funded by Public School Security Grant; \$19,620.00; Line Item 141E 7260790 004

5. Purchase Order 35712; TNTP Inc., New York, NY; ELA Curriculum Implementation Support; Year 5; System-wide; \$18,200.00; Line Item 142E 72210-399 451

B. Approval of FY 26 Professional (Non-Teacher) - 10 Month Payscale

C. Approval of FY26 Health Insurance Rates

D. Request to release bids for fencing; funded by Public School Security Grant

E. Overnight Trips

**1. Daniel Boone High School
12th Grade TAP Internship Class
December 9th-12th, 2025
Gatlinburg, TN
Duration: 3 Days**

**2. Grandview
8th Grade
May 13th-15th, 2026
Charleston, SC
Duration: 3 days**

**3. David Crockett High School
9th-12th Cross Country
November 6th-8th, 2025
Memphis, TN
Duration: 3 days**

**4. Daniel Boone High School
FFA 10th-12th Grades
Oct. 29-Nov. 1, 2025
Indianapolis, IN
Duration: 3 days**

**5. Jonesborough
7th Grade
May 12-15th, 2026
Williamsburg, VA
Duration: 4 Days**

XII. Discussions/Presentations

A. Policy 4.700 - Grading System

Eric Barnes moved to waive 1st reading and pass Policy 4.700 - Grading System on 2nd and final reading. Gregg Huddlestone seconded the motion which carried on roll call vote:

- Chad Fleenor: *absent*
- Vince Walters: *absent*

- Eric Barnes: *yes*
- Keith Ervin: *yes*
- David Hammond: *yes*
- Gregg Huddlestone: *yes*
- Mike Masters: *yes*
- Whitney Riddle: *yes*
- Annette Buchanan: *yes*

B. Approval of 2025-2026 Board Committees

Eric Barnes moved for approval of the 2025-2026 Board Committees. Annette Buchanan seconded the motion which carried on roll call vote:

- Chad Fleenor: *absent*
- Vince Walters: *absent*
- Eric Barnes: *yes*
- Keith Ervin: *yes*
- David Hammond: *yes*
- Gregg Huddlestone: *yes*
- Mike Masters: *yes*
- Whitney Riddle: *yes*
- Annette Buchanan: *yes*

C. Approval of TISA District Report

Gregg Huddlestone moved for approval of the TISA District Report. Keith Ervin seconded the motion which carried on roll call vote:

- Chad Fleenor: *absent*
- Vince Walters: *absent*
- Eric Barnes: *yes*
- Keith Ervin: *yes*
- David Hammond: *yes*
- Gregg Huddlestone: *yes*
- Mike Masters: *yes*
- Whitney Riddle: *yes*
- Annette Buchanan: *yes*

D. Additional Overnight Trip Requests

Mike Masters moved for approval of the overnight trip requests, as presented. Eric Barnes seconded the motion which carried on roll call vote:

- Chad Fleenor: *absent*
- Vince Walters: *absent*

- Eric Barnes: *yes*
- Keith Ervin: *yes*
- David Hammond: *yes*
- Gregg Huddlestone: *yes*
- Mike Masters: *yes*
- Whitney Riddle: *yes*
- Annette Buchanan: *yes*

1. David Crockett High School

Grades 9-12 Ag

Nov. 13-16th, 2025

Louisville, KY

Duration: 4 Days

2. David Crockett High School

Grade 12th TAP

Dec. 10-12, 2025

Gatlinburg, TN

Duration: 3 Days

3. Sulphur Springs

8th Grade Trip

May 13-14th, 2026

Pigeon Forge/Nashville

Duration: 3 Days

4. Gray Elementary

8th Grade

May 13-15th, 2026

Charleston, SC

Duration: 3 Days

5. David Crockett High School

9-12 Golf Regional Tournament

September 28, 2025

Morristown, TN

Duration: 1 Day

XIII. Adjournment

School	Date of Trip	Location
RVES	12/4/2025 [1]	Barter Theatre Abingdon, VA
JES	10/3/2025	Clarksville, TN (State Chammpionship Meet)
BCES	10/2/2025	Quantum Leap
DCHS	10/3/2025	Fall Display Set-up
LES	10/17/2025	Day of Programs at Northeast State Community College
DCHS	10/3/2025	USDA Block Grant Signing for Disaster Relief with USDA Deputy Secretary Stephen Vaden, Mountain City, TN
GES	2/12/2026	EO Career Commons
DCHS	10/22/2025	Milligan University
DBHS	10/29/2025	Jonesborough Kiwanis Club Meeting
SSES	11/14/2025	Oak Hill School (212 East Sabin Drive, jonesborough, 37659)
RVES	10/28/2025	Tipton Haynes
DCHS	10/21/2025	Hospitality & Tourism Career Quest at Meadowview Convention Center
DCHS	11/1/2025	Cocke County High School 216 Hedrick Drive Newport TN 37821
SSES	10/24/2025	Kingsport Theater Guild 1200 E. Center St. Kingsport, TN
SSES	11/4/2025	International Storytelling Center
DBHS	10/16/2025	Greenville TN
SCES	5/8/2026	Bristol CAverns Bristol, TN
DBHS	10/17/2025	Ridgeview Elementary School
WVES	5/12/2026	Washington, D.C.
DCHS	11/19/2025	Downtown Jonesborough Youth Building
DBHS	11/5/2025	Holiday Lanes 117 Broyles Drive Johnson City, TN
DBHS	12/5/2025	Food City/Boones Creek
GVES	11/7/2025	National Storytelling Center Jonesborough, Tennessee
DBHS	11/20/2025	Quillen College of Medicine
DCHS	11/22/2025	ETSU Campus
DCHS	10/29/2025	Daniel Boone High School
GES	10/31/2025	ETSU
DCHS	11/20/2025	Lee University, Cleveland - All East Honor Choir
DBHS	10/28/2025	Ridgeview Elementary

DCHS	11/6/2025	JONESBOROUGH SENIOR CENTER
LES	12/16/2025	Barter Theatre: 127 W Main St, Abingdon, VA 24210 and Wendy's: 499 Cummings St, Abingdon, VA 24210
Asbury	10/24/2025	Northeast State Community College; 2425 TN-75, Blountville, TN 37617
DCHS	10/25/2025	Antioch Baptist Church Johnson City
DCHS	11/8/2025	Wedding in Telford
RVES	5/13/2026	Pigeon Forge; FlapJacks, Snow tubing, Wonder, Paula Dean Lumberjack Feud
BCES	11/21/2025	Tipton Haynes
GVES	11/6/2025	East Tennessee State University
WVES	5/4/2026	Ripley's Aquarium, the Island in Pigeon Forge, Skyfall, Alcatraz and Pirates Voyage Dinner
DBHS	1/29/2026	Bill Gatton College of Pharmacy
DCHS	10/31/2025	Nolichucky Blooms: We are going to be landscaping 3-4 homes
GES	11/25/2025	Second Harvest Food Bank in Kingsport and Warriors Path State Park for lunch
DBHS	11/24/2025	Central Office and Going Out for Lunch
DCHS	11/19/2025	TCAT, Salon Centic and the mall to eat
DCHS	3/27/2026	Food City, State of Franklin & JC Mall
GES	11/21/2025	Hands On Discovery Museum
SCES	12/10/2025	Shoe Carnival and Pizza Plus
DCHS	11/24/2025	Tusculum College Visit
LES	12/10/2025	Shoe carnival and pizza plus Jonesborough
DBHS	12/5/2025	Northeast State Community College
DCHS	11/7/2025	Nolichucky Blooms
LES	2/13/2026	Regional Center for Advanced Manufacturing-Kingsport and Mall Food Court
DCHS	11/7/2025	"Battle of the Build" set up.
WVES	12/10/2025	Shoe Carnival 3211 Peoples St, Johnson City, TN 37604
DCHS	11/6/2025	Knoxville, TN
DCHS	11/7/2025	Chattanooga, TN
DCHS	11/7/2025	fair grounds
BCES	11/7/2025	Virginia Tech Blacksburg, Va.
DBHS	11/7/2025	Virginia Tech

DCHS	11/7/2025	Gray Fairgrounds for Battle of the Builds
GVES	12/8/2025	Johnson City Public Library and Founders Park
GVES	12/9/2025	Johnson City Public Library and Founders
RVES	12/9/2025	Shoe Station in Johnson City, Cheddars in Johnson City

[1] Responder updated this value.

Intent to Apply/Research	Grants Writer/Manager's Report	November 2025							
Electric Bus VW grant submitted	<p>VW STATE GRANT is submitted. UPDATE: Here is the link to the State Website announcement and the link to the grant guidelines. Applications must be received by June 13 at 4 p.m. CDT. The grant will provide 75% towards the purchase of a new bus, including infrastructure. These are matching grants; WCS and/or WCG will need to match the remainder of the funds for the project. The total for Infrastructure is \$16,647, of which \$4,161.75 would be the 25% match. The total for the electric bus is \$395,536, of which the 25% match is \$98,884. <i>Has not been announced as of Oct. 1, 2025</i></p>								
Community Oriented Policing Services (COPS) School Violence Prevention Program (SVPP)	<p>UPDATE: SUBMITTED JUNE 2025. The grant opportunity is three years (36 months) in duration for a maximum federal share of \$500,000 per award. There is a local cash match (cost share) requirement of at least 25 percent. The district is asking for funding to install window entry-resistant film for the schools' doors and windows in all the schools. Has not been announced yet as of Oct. 1, 2025.</p>								
surveying new needs for SY 25-26	Ongoing research of grant opportunities	Window replacement at Lamar, Pickleball Courts at the high schools	BCE inclusive playground, near the CDC classroom	addition support for GVES					
Washington County Community Foundation 2025	<p>Washington County Bookmobile and Family Resources are collaborating in applying for this grant which is for two years with a maximum request for \$50,000. This application will support literacy and help build home libraries and provide families with various resources and supplies with theme throughout the year. The Bookmobile will transport these resources and requested books to various communities during the school year and summer. This grant is due September 15, 2025. <i>Has not been announced yet as of Oct. 1, 2025</i></p>					<p>Research additional grant opportunities to support this initiative.</p>			
BJA FY 25 Student, Teachers, and Officers Preventing (STOP) School Violence Grant	<p>Applying with Student Supports Department to acquire behavioral threat assessment and management and suicide risk assessment solution digital platform.</p>			This is a teacher lead application.					
USDA Equipment Grant	<p>Forecasted to be available for school cafeteria equipment.</p>								
Working with First Tennessee Development District and WCEDC	<p>Continue the partnership process in implementing the logistics of the daycare and as a partner, following the guidelines of the grant award guidelines.</p>								
Grants Awarded									
Gear Up grant - ETSU	In partnership with ETSU Trio	7 year grant	<p>To provide 4 GEAR UP coordinators to work district-wide with 1-middle school grade cohort through 1st year post-secondary.</p>			<p>A state-specific initiative that operates under the national Gaining Early Awareness and Readiness for Undergraduate Programs (GEAR UP) federal grant, which aims to increase the number of low-income students prepared for and succeeding in postsecondary education.</p>			
Grants managed									

<p>TN Economic Community Development (ECD) Three Star Grant</p>	<p>WCEDC was awarded \$250,000 for construction costs related to improvements for a childcare facility. Washington County Economic Development partnered with WCS to place a new community childcare facility at the decommissioned JES building</p>		<p>Please look at the chart below under funding opportunities</p>		<p>August 26, 2025</p>																													
<p>A public daycare center will be located in the decommissioned JES wing. The TVA Workforce Invest Grant has been awarded to the team for \$250,000. We do not know who our partner will be to run the daily operations as of today; they are open if WCS wants to run the facility.</p>	<div style="text-align: center;"> <h3>Partners and Commitments</h3> <p>WCEDC</p> <ul style="list-style-type: none"> Commitment Applying for grants available to Joint Economic Community Development Board (WCEDC) Working with local employers who are interested in implementing employer supported childcare <p>First Tennessee Development District</p> <ul style="list-style-type: none"> Commitment Sending surveys to evaluate the state of childcare in Washington County Grant application support Help in navigating licensure compliance Connecting with additional CTE/TAP program support for Early Childhood Education <p>Washington County Schools</p> <ul style="list-style-type: none"> Commitment Physical Space CTE program integration exploration TVA Grant Match <p>WASHCOEDC</p> </div>		<div style="text-align: center;"> <h3>Funding Opportunities</h3> <table border="1"> <thead> <tr> <th colspan="2">WCEDC APPLYING</th> <th colspan="2">WASHINGTON COUNTY SCHOOLS APPLYING</th> </tr> </thead> <tbody> <tr> <td>Workforce Invest Grant TVA</td> <td>Three Star Grant ECD</td> <td>New Care Partnership Grant TNHS</td> <td>Establishment Grant TNHS</td> </tr> <tr> <td>\$250,000</td> <td>\$250,000</td> <td>Millions</td> <td>\$1,000 Per Slot</td> </tr> <tr> <td>Competitive</td> <td>Competitive</td> <td>Competitive</td> <td>Non-Competitive</td> </tr> <tr> <td>Equipment & Furnishings</td> <td>Renovations</td> <td>Renovations & Salaries</td> <td>Equipment & Furnishing</td> </tr> <tr> <td>50% Match</td> <td>No Match</td> <td>50% Match</td> <td>No Match</td> </tr> <tr> <td colspan="2">New Salaries will be the match for this grant.</td> <td colspan="2">Building, Three Star Grant ECD, and Workforce Invest Grant will be the match.</td> </tr> </tbody> </table> </div>				WCEDC APPLYING		WASHINGTON COUNTY SCHOOLS APPLYING		Workforce Invest Grant TVA	Three Star Grant ECD	New Care Partnership Grant TNHS	Establishment Grant TNHS	\$250,000	\$250,000	Millions	\$1,000 Per Slot	Competitive	Competitive	Competitive	Non-Competitive	Equipment & Furnishings	Renovations	Renovations & Salaries	Equipment & Furnishing	50% Match	No Match	50% Match	No Match	New Salaries will be the match for this grant.		Building, Three Star Grant ECD, and Workforce Invest Grant will be the match.	
WCEDC APPLYING		WASHINGTON COUNTY SCHOOLS APPLYING																																
Workforce Invest Grant TVA	Three Star Grant ECD	New Care Partnership Grant TNHS	Establishment Grant TNHS																															
\$250,000	\$250,000	Millions	\$1,000 Per Slot																															
Competitive	Competitive	Competitive	Non-Competitive																															
Equipment & Furnishings	Renovations	Renovations & Salaries	Equipment & Furnishing																															
50% Match	No Match	50% Match	No Match																															
New Salaries will be the match for this grant.		Building, Three Star Grant ECD, and Workforce Invest Grant will be the match.																																
<p>WCS in partnership with Economic Development, City of Johnson City, and First Tennessee Development District , please read the charts to the right about expectations.</p>																																		
<p>Public School Security Grant</p>	<p>Allocation:</p>	<p>\$162,221.01</p>	<p>Funding will support fencing, access controls, and barriers for walkways, signs and locking mechanisms for doors.</p>																															
<p>Lottery for Education Afterschool Program</p>	<p>\$75,000</p>	<p>Year 6 of the LEAPS program at South Central Elementary</p>																																
<p>Comprehensive School Mental Health System pilot</p>	<p>UPDATE: Submitted application, here is the link.</p>		<p>The Comprehensive School Mental Health Implementation Pilot will equip participating districts and their respective schools with the tools and resources necessary to amplify existing mental health infrastructure.</p>	<p>The Comprehensive School Mental Health Implementation Pilot aims to strengthen and enhance mental health in schools by integrating systems, programs, and resources. Participating districts will receive personalized training, technical support, and resources that will enhance existing infrastructure to meet the needs of students, staff, and the school community.</p>																														
<p>Book Bus</p>	<p>Assisting in the collaboration between the Book Bus and the Districtwide Family Resource Program. Initiating a pilot program by combining opportunities of receiving resources under the Family Resource Program and their partners (potential grants) and books by provided by grants and donations by using the Book Bus as a mobile hub throughout Washington County Communities.</p>																																	
<p>Cross-training Federal Grant Programs</p>	<p>Cross-training in Title I, II, III, IV, and V, attended virtual conference for Federal Grant Programs, and learn Consolidated grant in ePlan.</p>		<p>Crosstraining in University School yearly calculation process</p>																															

Reduced Diesel Emissions for a Healthier Tennessee	Work with Washington County Government to receive \$44,000 award toward two propane buses		active grant							
ISM Grant	Help CTE Director write FY 26 ISM application. We will submit the continual application.	This year teachers are 50% match funded	Note: schools involved in this grant were awarded (allocated FY2023) BCE \$500,000, DB \$1,000,000, DC \$1,000,000, FB \$200,000, GV \$500,000, Gray \$500,000, JES \$500,000, RV \$500,000, SC \$200,000, SS \$500,000, University \$1,000,000, WV \$500,000							
LEAPS PROGRAM	Program director for this grant funded program	This will be an in-person monitoring year	Provide all necessary documentation into Department of Human Services Child Care Provider Portal to renew the SCES LEAPS site for continuing service	Help with any grant related to personnel, data reporting, purchases, and deliver orientation meetings, and attend meetings with the state department.						

Full District - <https://app.espace.cool/Woms/PublicAnalytic/Index?guid=dde5295c-df1a-474a-b823-4a8bd9b65d97>

Asbury - <https://app.espace.cool/Woms/PublicAnalytic/Index?guid=e61a4c0a-ed39-485a-befd-bc76b00a5b2b>

BCE - <https://app.espace.cool/Woms/PublicAnalytic/Index?guid=e9a185b1-26b1-409c-a97a-bf1bf13816ad>

DBHS - <https://app.espace.cool/Woms/PublicAnalytic/Index?guid=91dfdef2-bff7-43b4-a04e-16dc73a3500a>

DCHS - <https://app.espace.cool/Woms/PublicAnalytic/Index?guid=7cc09814-5753-44ee-bbea-8c233512630a>

CO - <https://app.espace.cool/Woms/PublicAnalytic/Index?guid=14237d1d-34fc-481f-a224-404f9f6d6a5c>

FBES - <https://app.espace.cool/Woms/PublicAnalytic/Index?guid=7bc55f59-47d1-4b33-a1fb-96a42b3e4968>

GVES - <https://app.espace.cool/Woms/PublicAnalytic/Index?guid=0b061f31-9847-4a14-afd8-35b2f25897bb>

GES - <https://app.espace.cool/Woms/PublicAnalytic/Index?guid=3567a5e2-e75a-41d2-af94-2871ce93f10a>

JES - <https://app.espace.cool/Woms/PublicAnalytic/Index?guid=e9233523-ef22-4440-a3ca-753bb4dad5d>

LES - <https://app.espace.cool/Woms/PublicAnalytic/Index?guid=3e2eb3b6-42f5-4932-aafc-596fc3581fa0>

Midway - <https://app.espace.cool/Woms/PublicAnalytic/Index?guid=557087e0-5f3e-4951-a538-efa094a7de7b>

RVES - <https://app.espace.cool/Woms/PublicAnalytic/Index?guid=e445ed82-298f-47fc-9f1c-12d68795ffd1>

SCES - <https://app.espace.cool/Woms/PublicAnalytic/Index?guid=19182fea-4f76-4570-8038-5ee9ec8aa93e>

SSES - <https://app.espace.cool/Woms/PublicAnalytic/Index?guid=be7abc19-2a4f-4d34-a9d9-5f3b7ac0dcd4>

WVES - <https://app.espace.cool/Woms/PublicAnalytic/Index?guid=c66a8c57-f4d8-47c3-a1f6-05c18bb47ccf>

Bus Garage - <https://app.espace.cool/Woms/PublicAnalytic/Index?guid=3f6c86d7-c52e-45fe-aff-4ffda625fd7>

Account Level				2025-26	2024-25	2025-26	September	2024-25	2025-26	FYTD	2025-26	2025-26	
Fnd	Acct	Obj	Prj	Description	Revised Budget	September	September	Variance	FYTD Activit	FYTD Activit	Variance	Uncollected Reve	FY % Coll
141	40110	000	000	CURRENT PROPERTY TAX	13,552,792	672,475	521,472	-151,003	672,758	531,722	-141,036	13,021,070	3.92
141	40120	000	000	TRUSTEE'S COLLECTIONS - PRIOR	98,228	20,769	45,579	24,810	66,351	89,903	23,552	8,325	91.52
141	40125	000	000	CLK/MASTER COLLECTIONS-PRIOR	644	0	0	0	0	0	0	644	0.00
141	40130	000	000	CIRCUIT CLERK/CLERK & MASTER C	61,916	8,419	3,081	-5,338	17,310	33,833	16,523	28,083	54.64
141	40140	000	000	INTEREST AND PENALTY	61,707	4,917	5,576	659	10,850	18,001	7,151	43,706	29.17
141	40162	000	000	PAYMENTS IN LIEU OF TAXES - LO	216,227	0	0	0	605	0	-605	216,227	0.00
141	40163	000	000	PAYMENTS IN LIEU OF TAXES - OT	25,410	0	0	0	11,664	932	-10,732	24,478	3.67
141	40210	000	000	LOCAL OPTION SALES TAX	21,000,000	1,830,076	1,942,413	112,338	5,488,340	5,716,752	228,412	15,283,248	27.22
141	40270	000	000	BUSINESS TAX	578,402	9,783	4,254	-5,530	26,418	24,229	-2,189	554,173	4.19
141	40275	000	000	MIXED DRINK TAX	3,542	0	0	0	0	9	9	3,533	0.25
141	40320	000	000	BANK EXCISE TAX	109,398	0	0	0	0	0	0	109,398	0.00
141	41110	000	000	MARRIAGE LICENSE	1,727	127	112	-14	365	382	17	1,345	22.14
141	43517	000	000	TUITION - OTHER	129,980	13,800	9,850	-3,950	31,475	38,450	6,975	91,530	29.58
141	43581	000	000	COMMUNITY SERVICE FEES - CHILD	665,548	62,159	1,978	-60,181	139,656	81,992	-57,664	583,556	12.32
141	44120	000	000	RENT ON BUILDINGS	2,830	0	1,000	1,000	0	1,000	1,000	1,830	35.34
141	44130	000	000	SALE OF MATERIALS AND SUPPLIES	1,914	30	0	-30	30	112	82	1,802	5.87
141	44520	000	000	INSURANCE RECOVERY	74,207	0	0	0	0	0	0	74,207	0.00
141	44530	000	000	SALE OF EQUIPMENT	55,228	24,531	0	-24,531	27,059	0	-27,059	55,228	0.00
141	44570	000	000	CONTRIBUTIONS & GIFTS	201,936	27,024	3,905	-23,119	27,024	8,866	-18,158	193,070	4.39
141	44990	000	000	OTHER LOCAL REVENUES - TAGS	393	52	54	2	125	6,741	6,616	-6,348	1,715.18
141	44991	000	000	OTHER LOCAL REVENUE	87,799	5,205	2,722	-2,483	40,038	25,371	-14,668	62,428	28.90
141	44992	000	000	OTHER LOCAL REV- ROYALTIES/CO	33,608	0	0	0	9,867	7,315	-2,552	26,293	21.77
141	45550	000	000	CLERK & MASTER	0	0	-21,623	-21,623	0	-10,812	-10,812	10,812	0.00
141	46510	000	000	TISA	50,837,399	4,899,384	5,086,374	186,990	9,798,768	10,172,749	373,980	40,664,650	20.01
141	46515	000	000	EARLY CHILDHOOD EDUCATION	161,697	0	0	0	0	18,933	18,933	142,764	11.71
141	46550	000	000	DRIVER EDUCATION	32,737	0	0	0	0	0	0	32,737	0.00
141	46590	000	000	OTHER STATE EDUCATION FUNDS	761,614	0	0	0	0	1,402,336	1,402,336	-640,722	184.13
141	46610	000	000	CAREER LADDER PROGRAM	52,713	0	0	0	1,145	0	-1,145	52,713	0.00
141	46790	000	000	OTHER VOCATIONAL	1,000,000	0	149,042	149,042	0	149,042	149,042	850,958	14.90
141	46851	000	000	STATE REVENUE SHARING - T.V.A.	1,353,820	0	0	0	0	0	0	1,353,820	0.00
141	46980	000	000	OTHER STATE GRANTS	768,730	19,841	11,143	-8,697	19,841	11,143	-8,697	757,587	1.45
141	47141	000	000	TITLE I GRANTS TO LOCAL EDUCAT	1,624	0	0	0	1,624	0	-1,624	1,624	0.00
141	47146	000	000	ENGLISH LANGUAGE AQU. GRANTS	8,093	0	0	0	0	0	0	8,093	0.00
141	47640	000	000	ROTC REIMBURSEMENT	181,443	14,824	26,760	11,936	41,168	34,172	-6,996	147,271	18.83
141	48990	000	000	OTHER	615,515	0	0	0	209,350	0	-209,350	615,515	0.00
141	49700	000	000	INSURANCE RECOVERY	17,821	6,335	24,279	17,944	12,335	24,279	11,944	-6,458	136.24
141	49800	000	000	OPERATING TRANSFERS	100,000	0	0	0	0	0	0	100,000	0.00
Grand Revenue Totals				92,856,642	7,619,751	7,817,971	198,222	16,654,166	18,387,452	1,733,285	74,469,190	19.80	

<u>Fnd</u>	<u>Acct</u>	<u>Obj</u>	<u>Prj</u>	<u>Description</u>	<u>2025-26</u>	<u>2024-25</u>	<u>2025-26</u>	<u>September</u>	<u>2024-25</u>	<u>2025-26</u>	<u>FYTD</u>	<u>2025-26</u>	<u>2025-26</u>
					<u>Revised Budget</u>	<u>September</u>	<u>September</u>	<u>Variance</u>	<u>FYTD Activit</u>	<u>FYTD Activit</u>	<u>Variance</u>	<u>Uncollected Reve</u>	<u>FY % Coll</u>

Number of Accounts: 37

***** End of report *****

EXPENSE NARRATIVE

SEPTEMBER, 2025

71100399 – OTHER CONTRACTED SERVICES

\$ 480,796.11 to ETSU University School for August 2025 Revenue Sharing

22,727.28 for CSH School-Based Counselors

2,520.00 for juvenile facility fees

71100449 – TEXTBOOKS

\$ 3,394.08 for instrumental textbooks ; DBHS Band

71100499 – OTHER SUPPLIES

\$ 9,998.65 for 311 cases of copy paper

7100499 – 0015 – OTHER SUPPLIES – DBHS

\$ 7,189.76 for BioStem lab materials ; Niswonger Grant

71100499 – 0016 – OTHER SUPPLIES – DCHS

\$ 1,676.32 for Athletic Trainer supplies

71100599 – 0009 – JES – SCHOOL IMPROVEMENT

\$ 14,200.00 for professional development expense

71100599 – 0011 – LAMAR – SCHOOL IMPROVEMENT

\$ 1,490.00 for Global PD Licenses (10)

1,000.00 for Car Rider Pro renewal

71100599 – 0013 – SULPHUR SPRINGS – SCHOOL IMPROVEMENT

\$ 2,500.00 for ST Math Site renewal

71100722 – 0002 – CTE ISM GRANT

\$ 6,333.97 for classroom storage cabinets ; Sulphur Springs

71300730 – VOCATIONAL INSTRUCTION EQUIPMENT

\$ 3,199.00 for MacBook Pro ; DBHS CTE

71300730 – 0002 – CTE ISM GRANT EQUIPMENT

\$ 12,274.05 for Banner Maker package ; West View

72130499 – OTHER SUPPLIES

\$ 1,158.96 for counselor office materials and supplies ; system wide

72210524 – INSERVICE/STAFF DEVELOPMENT

\$ 4,156.89 for conference lodging

9,150.00 for conference registrations

7,721.70 for conference expenses

72220499 – OTHER SUPPLIES

\$ 5,625.00 for Special Education classroom furniture

72250399 – OTHER CONTRACTED SERVICES

\$ 13,265.00 for Smart Pass annual subscription

72250499 – OTHER SUPPLIES

\$ 8,670.00 for 55 Analog radios ; Gray (5), BCE (30), system wide (20)

2,230.00 for two Raptor System scanners and printers ; system wide

1,217.50 for ID badge printer and accessories ; system wide

4,074.06 for Zoom Bullet ; DBHS Pressbox

4,457.52 for two Viewsonic bundles ; system wide

3,105.64 for four Aruba switches ; system wide

8,224.85 for system wide toner & technology maintenance supplies

72310355 – TRAVEL

\$ 12,375.90 for TSBA Convention lodging

72310399 – OTHER CONTRACTED SERVICES

\$ 6,152.40 to Lewis Group Architects for Security Upgrades project

72320355 – TRAVEL

\$ 2,750.20 for TSBA Convention lodging

72320399 – OTHER CONTRACTED SERVICES

\$ 14,342.25 for system wide copier rentals

2,450.00 for TBI employee background checks

72610399 – OTHER CONTRACTED SERVICES

\$ 1,550.00 for mold testing service ; Gray Elementary

1,149.00 for system wide pest control service

1,230.00 for DCHS chiller monitoring/maintenance

1,726.60 for security system maintenance ; BCE

2,000.00 for septic tank service ; Lamar

72620399 – OTHER CONTRACTED SERVICES

\$ 3,330.64 for security systems maintenance ; system wide

72620499 – OTHER SUPPLIES

\$ 9,086.81 for electrical maintenance supplies

18,042.17 for HVAC maintenance supplies

14,827.48 for plumbing maintenance supplies

4,120.76 for paint and materials

72620499 – OTHER SUPPLIES (CONTINUED)

2,949.49 for towel dispensers

4,434.77 for chemical solvents

22,675.05 for general maintenance supplies

72710599 – OTHER CHARGES

\$ 2,150.00 for DOT/UDS testing fees

72710729 – TRANSPORTATION EQUIPMENT

\$ 3,428.25 for Ex-Mark mower leases

73300499 – OTHER SUPPLIES

\$ 3,695.01 for SACC snacks ; BCE/JES, June and July

73400599 – OTHER CHARGES

\$ 7,864.95 for student activity materials ; additional JES Pre-K classroom

99100590 – TRANSFERS TO OTHER FUNDS

\$ 28,241.00 for EESI Loan Repayment # 39

CHECK CHECK							
<u>FND</u>	<u>ACCT</u>	<u>OBJ</u>	<u>PRJ</u>	<u>NUMBER</u>	<u>DATE</u>	<u>VENDOR</u>	<u>AMOUNT</u>
141	72710	599	000	141233901	09/05/2025	AAA AUTO GLASS	100.00
141	72210	355	000	141233902	09/05/2025	ADAMS, JARROD	516.60
141	71100	429	000	141233903	09/05/2025	AMAZON CAPITAL SERVI	298.70
141	71100	429	000	141233903	09/05/2025	AMAZON CAPITAL SERVI	11.99
141	71100	429	000	141233903	09/05/2025	AMAZON CAPITAL SERVI	280.54
141	71100	429	000	141233903	09/05/2025	AMAZON CAPITAL SERVI	164.96
141	71100	429	000	141233903	09/05/2025	AMAZON CAPITAL SERVI	290.72
141	71100	429	000	141233903	09/05/2025	AMAZON CAPITAL SERVI	296.99
141	71100	429	000	141233903	09/05/2025	AMAZON CAPITAL SERVI	8.87
141	71100	429	000	141233903	09/05/2025	AMAZON CAPITAL SERVI	493.41
141	71100	429	000	141233903	09/05/2025	AMAZON CAPITAL SERVI	11.99
141	71100	429	000	141233903	09/05/2025	AMAZON CAPITAL SERVI	332.07
141	71100	429	000	141233903	09/05/2025	AMAZON CAPITAL SERVI	298.14
141	71100	429	000	141233903	09/05/2025	AMAZON CAPITAL SERVI	298.81
141	71100	429	000	141233903	09/05/2025	AMAZON CAPITAL SERVI	297.97
141	71100	429	000	141233903	09/05/2025	AMAZON CAPITAL SERVI	100.04
141	71100	429	000	141233903	09/05/2025	AMAZON CAPITAL SERVI	335.81
141	72410	499	000	141233903	09/05/2025	AMAZON CAPITAL SERVI	394.77
141	72410	499	000	141233903	09/05/2025	AMAZON CAPITAL SERVI	46.03
141	72410	499	000	141233903	09/05/2025	AMAZON CAPITAL SERVI	140.57
141	72410	499	000	141233903	09/05/2025	AMAZON CAPITAL SERVI	45.48
141	72410	499	000	141233903	09/05/2025	AMAZON CAPITAL SERVI	307.35
141	72410	499	000	141233903	09/05/2025	AMAZON CAPITAL SERVI	45.94
141	72410	499	000	141233903	09/05/2025	AMAZON CAPITAL SERVI	276.54
141	71100	429	000	141233903	09/05/2025	AMAZON CAPITAL SERVI	283.50
141	71100	429	000	141233903	09/05/2025	AMAZON CAPITAL SERVI	108.42
141	71100	429	000	141233903	09/05/2025	AMAZON CAPITAL SERVI	186.26
141	71100	429	000	141233903	09/05/2025	AMAZON CAPITAL SERVI	292.16
141	71100	429	000	141233903	09/05/2025	AMAZON CAPITAL SERVI	28.79
141	72410	499	000	141233903	09/05/2025	AMAZON CAPITAL SERVI	21.12
141	71300	429	000	141233904	09/05/2025	AMAZON CAPITAL SERVI	191.36
141	71300	429	000	141233904	09/05/2025	AMAZON CAPITAL SERVI	284.99
141	71300	429	000	141233904	09/05/2025	AMAZON CAPITAL SERVI	582.49
141	71300	429	000	141233904	09/05/2025	AMAZON CAPITAL SERVI	743.65
141	73300	429	000	141233904	09/05/2025	AMAZON CAPITAL SERVI	211.43
141	72250	499	000	141233904	09/05/2025	AMAZON CAPITAL SERVI	14.97
141	72250	499	000	141233904	09/05/2025	AMAZON CAPITAL SERVI	76.45
141	72250	499	000	141233904	09/05/2025	AMAZON CAPITAL SERVI	6.30
141	72250	499	000	141233904	09/05/2025	AMAZON CAPITAL SERVI	236.54
141	72250	499	000	141233904	09/05/2025	AMAZON CAPITAL SERVI	222.90
141	72250	499	000	141233904	09/05/2025	AMAZON CAPITAL SERVI	82.87
141	72250	499	000	141233904	09/05/2025	AMAZON CAPITAL SERVI	254.99
141	72510	499	000	141233904	09/05/2025	AMAZON CAPITAL SERVI	491.52
141	72610	599	000	141233904	09/05/2025	AMAZON CAPITAL SERVI	27.48
141	72610	499	000	141233905	09/05/2025	AMERICAN SPORTS FIEL	2,350.00
141	72620	499	000	141233906	09/05/2025	ANDY OXY CO INC	119.80
141	72510	355	000	141233907	09/05/2025	AYERS, TAMMY	65.10
141	71300	429	000	141233908	09/05/2025	BANKCARD	651.89
141	72210	524	000	141233908	09/05/2025	BANKCARD	2,572.89
141	72230	355	000	141233908	09/05/2025	BANKCARD	486.35
141	72310	599	000	141233908	09/05/2025	BANKCARD	457.21
141	72320	348	000	141233908	09/05/2025	BANKCARD	64.07
141	72320	399	000	141233908	09/05/2025	BANKCARD	148.60
141	72710	599	000	141233908	09/05/2025	BANKCARD	48.74
141	72250	399	000	141233908	09/05/2025	BANKCARD	72.00
141	72710	599	000	141233909	09/05/2025	BELCHER, LATISHA	41.50

Grounds Mtnc Materials
Conference Lodging

		CHECK CHECK					
<u>END</u>	<u>ACCT</u>	<u>OBJ</u>	<u>FRJ</u>	<u>NUMBER</u>	<u>DATE</u>	<u>VENDOR</u>	<u>AMOUNT</u>
141	72220	355	000	141233910	09/05/2025	BOWMAN, JEREMY	129.50
141	72120	355	000	141233911	09/05/2025	BOX, SHERRY	54.60
141	71100	399	000	141233912	09/05/2025	BRIDGES FOR THE DEAF	162.50
141	72510	355	000	141233913	09/05/2025	BRYANT, CINDY	109.20
141	72510	355	000	141233914	09/05/2025	BUXTON, MELISSA	162.40
141	72220	355	000	141233915	09/05/2025	CAMPBELL, AMANDA	205.10
141	72120	499	000	141233916	09/05/2025	CAPITAL ONE	802.99
141	72210	499	000	141233916	09/05/2025	CAPITAL ONE	85.30
141	73300	499	000	141233916	09/05/2025	CAPITAL ONE	385.19
141	72610	399	000	141233917	09/05/2025	CES CORPORATION	370.00
141	72610	399	000	141233917	09/05/2025	CES CORPORATION	1,726.60 <i>Security System mtnc; BCE</i>
141	72210	524	000	141233918	09/05/2025	CHRISTIAN, AARON	75.00
141	72210	524	000	141233918	09/05/2025	CHRISTIAN, AARON	420.00
141	72510	355	000	141233919	09/05/2025	CHURCH, ANGELA	33.60
141	72320	399	000	141233920	09/05/2025	CRYSTAL SPRINGS	141.01
141	72710	453	000	141233921	09/05/2025	CUMBERLAND INTERNATI	1,510.03 <i>Transportation Vehicle Parts</i>
141	71100	499	000	141233922	09/05/2025	DANIEL BOONE HIGH SC	265.02
141	71100	499	000	141233923	09/05/2025	DAVID CROCKETT HIGH	383.22
141	72120	355	000	141233924	09/05/2025	DEBUSK, SYDNEE	367.50
141	72710	307	000	141233925	09/05/2025	DIRECT HEALTH CARE	300.00
141	72220	355	000	141233926	09/05/2025	DUNCAN, CYNTHIA	65.10
141	71100	499	000	141233927	09/05/2025	EDUCATIONAL INNOVATI	81.80
141	72250	355	000	141233928	09/05/2025	EMBASSY SUITES	635.87
141	72110	355	000	141233928	09/05/2025	EMBASSY SUITES	635.87
141	72620	499	000	141233929	09/05/2025	ES DOCKERY, INC	2,012.20 <i>mtnc materials</i>
141	72620	499	000	141233930	09/05/2025	FENCO SUPPLY	7,332.50 <i>HVAC mtnc materials</i>
141	71100	299	000	141233932	09/05/2025	GOOD, SANDRA	1.70
141	72250	499	000	141233933	09/05/2025	GOVCONNECTION, INC	747.02
141	72250	499	000	141233933	09/05/2025	GOVCONNECTION, INC	149.42
141	72250	499	000	141233933	09/05/2025	GOVCONNECTION, INC	397.41
141	72110	355	000	141233934	09/05/2025	GRAY, SHANNON	242.90
141	72710	499	000	141233935	09/05/2025	GREENEVILLE OIL & PE	62.48
141	72510	355	000	141233936	09/05/2025	HACKETT, BARBARA	200.20
141	72620	499	000	141233937	09/05/2025	HAJOCA CORPORATION	477.71
141	72620	499	000	141233937	09/05/2025	HAJOCA CORPORATION	2,388.55 <i>Plumbing mtnc materials</i>
141	72220	355	000	141233938	09/05/2025	HAMPTON, ALIESHA	95.76
141	72210	355	000	141233939	09/05/2025	HOLLEY, PRESTON	336.70
141	72120	355	000	141233940	09/05/2025	JACKSON, KRISTEN	92.40
141	72620	499	000	141233941	09/05/2025	JD METALS	1,998.00 <i>mtnc materials</i>
141	72510	355	000	141233942	09/05/2025	KILIAN, KIMBERLY	126.00
141	72410	355	000	141233943	09/05/2025	KITE, JOSH	212.10
141	72210	355	000	141233944	09/05/2025	LEONARD, JILL	93.80
141	72210	355	000	141233944	09/05/2025	LEONARD, JILL	40.60
141	72210	355	000	141233945	09/05/2025	LEWIS, TERESA	186.52
141	72220	355	000	141233946	09/05/2025	LYONS, REBECCA	69.30
141	72510	355	000	141233947	09/05/2025	MASTERS, PAUL	35.00
141	72210	355	000	141233948	09/05/2025	MCKINNEY, TWANA	29.40
141	72710	412	000	141233949	09/05/2025	MCPHERSON FLEETCARD	24,082.03 <i>Diesel Fuel</i>
141	72710	425	000	141233949	09/05/2025	MCPHERSON FLEETCARD	17,153.08 <i>Gasoline</i>
141	72120	355	000	141233950	09/05/2025	MEADE, MEAGAN	166.60
141	71100	449	000	141233951	09/05/2025	MUSIC DOCTORS	3,394.08 <i>Instrumental Textbooks; DBHS Band</i>
141	72250	499	000	141233952	09/05/2025	ODP BUSINESS SOLUTIO	558.18
141	72250	499	000	141233952	09/05/2025	ODP BUSINESS SOLUTIO	387.49
141	72250	499	000	141233952	09/05/2025	ODP BUSINESS SOLUTIO	465.75
141	72250	499	000	141233952	09/05/2025	ODP BUSINESS SOLUTIO	109.19
141	72250	499	000	141233952	09/05/2025	ODP BUSINESS SOLUTIO	164.00

CHECK CHECK							
FND	ACCT	OBJ	FRJ	NUMBER	DATE	VENDOR	AMOUNT
141	72250	499	000	141233952	09/05/2025	ODP BUSINESS SOLUTIO	182.86
141	72250	499	000	141233952	09/05/2025	ODP BUSINESS SOLUTIO	78.31
141	72210	355	000	141233953	09/05/2025	OGLE, JOSH	92.40
141	72320	399	000	141233954	09/05/2025	FITNEY BOWES GLOBAL	848.43
141	72120	524	000	141233955	09/05/2025	R.H.A.T. INC	195.00
141	71100	599	000	141233956	09/05/2025	RADIO ID EQUIPMENT,	1,000.00 <i>Car Rider Pro Renewal; Lamar</i>
141	72220	355	000	141233957	09/05/2025	REID, JANEY	98.70
141	72220	355	000	141233957	09/05/2025	REID, JANEY	15.40
141	72120	355	000	141233958	09/05/2025	RHOTON, SHANNA	23.80
141	72310	599	000	141233959	09/05/2025	RIVERS, KIM	18.26
141	72320	355	000	141233959	09/05/2025	RIVERS, KIM	31.50
141	72120	355	000	141233960	09/05/2025	SALYER, WENDI	169.40
141	72220	355	000	141233961	09/05/2025	SELF, LEA	191.03
141	72620	499	000	141233962	09/05/2025	SHERWIN WILLIAMS	679.95
141	72610	599	000	141233963	09/05/2025	SIX RIVERS MEDIA LLC	572.20
141	72250	399	000	141233964	09/05/2025	SMART PASS	13,265.00 <i>Annual subscription renewal</i>
141	72510	399	000	141233965	09/05/2025	SQUIBB, RACHEL	3,750.00 <i>Consulting Fees; Finance Dept.</i>
141	72620	499	000	141233966	09/05/2025	SRM CONCRETE	788.00
141	72220	355	000	141233967	09/05/2025	ST JOHN, SEBRENA	272.30
141	72210	355	000	141233968	09/05/2025	STEPP, WILLIAM	670.60
141	72510	355	000	141233969	09/05/2025	STEVENS, MICHELLE	69.30
141	72210	524	000	141233970	09/05/2025	T.A.S.L.	250.00
141	72210	524	000	141233970	09/05/2025	T.A.S.L.	250.00
141	72210	524	000	141233970	09/05/2025	T.A.S.L.	250.00
141	72210	524	000	141233970	09/05/2025	T.A.S.L.	250.00
141	72210	524	000	141233970	09/05/2025	T.A.S.L.	250.00
141	72520	499	000	141233971	09/05/2025	TASPA	50.00
141	72320	399	000	141233972	09/05/2025	TENN BUREAU OF INVES	2,450.00 <i>Background Checks</i>
141	71100	499	000	141233974	09/05/2025	TENNESSEE OFFICE SUP	9,998.65 <i>Copy paper</i>
141	71100	429	000	141233974	09/05/2025	TENNESSEE OFFICE SUP	101.76
141	71100	429	000	141233974	09/05/2025	TENNESSEE OFFICE SUP	296.24
141	72620	499	000	141233974	09/05/2025	TENNESSEE OFFICE SUP	2,949.44 <i>Towel dispensers</i>
141	72120	355	000	141233975	09/05/2025	TIPTON, CLANCI	207.90
141	72620	499	000	141233976	09/05/2025	TMS SOUTH	2,317.50
141	72620	499	000	141233976	09/05/2025	TMS SOUTH	1,663.19 <i>> Plumbing Mtnce Materials</i>
141	71100	429	000	141233977	09/05/2025	TOLEDO PHYS ED SUPPL	415.54
141	72610	454	000	141233978	09/05/2025	TOWN OF JONESBOROUGH	648.86
141	72610	454	000	141233978	09/05/2025	TOWN OF JONESBOROUGH	2,142.29
141	72610	454	000	141233978	09/05/2025	TOWN OF JONESBOROUGH	851.91
141	72610	454	000	141233978	09/05/2025	TOWN OF JONESBOROUGH	38.00
141	72610	454	000	141233978	09/05/2025	TOWN OF JONESBOROUGH	167.96
141	72610	454	000	141233978	09/05/2025	TOWN OF JONESBOROUGH	1,729.40
141	72620	499	000	141233979	09/05/2025	UNITED REFRIGERATION	1,895.78 <i>HVAC Mtnce Materials</i>
141	72320	307	000	141233980	09/05/2025	VERIZON WIRELESS	2,071.45
141	99100	590	000	141233981	09/05/2025	WASHINGTON COUNTY DEBT	28,241.00 <i>EESI Payment 39</i>
141	72610	399	000	141233982	09/05/2025	WATER SOLUTIONS ENGI	1,230.00 <i>DCHS chiller mtnce</i>
141	72610	399	000	141233983	09/05/2025	WINGFIELD ENVIRONMEN	1,100.00 <i>Asbestos Survey</i>
141	72220	355	000	141233984	09/05/2025	WOLFE, JACKI	170.80
141	72250	355	000	141233985	09/05/2025	WOLFE, NICOLE	140.00
141	72210	355	000	141233986	09/05/2025	WOODS, BRANDON	63.00
141	72210	355	000	141233987	09/05/2025	WOODWARD, HANNAH	36.40
141	72510	355	000	141233988	09/05/2025	YORK, ROBIN	61.60
141	72250	350	000	141233989	09/05/2025	ZAYO EDUCATION	6,626.00 <i>Internet Connectivity Fee</i>
141	72210	355	000	141233990	09/05/2025	ZUEHLKE, JAN	217.00
141	71100	429	000	141234000	09/11/2025	AMAZON CAPITAL SERVI	298.17
141	71100	429	000	141234000	09/11/2025	AMAZON CAPITAL SERVI	299.76

		CHECK CHECK							
FND	ACCT	OBJ	PRJ	NUMBER	DATE	VENDOR		AMOUNT	
141	71100	429	000	141234000	09/11/2025	AMAZON CAPITAL SERVI		90.81	
141	71100	429	000	141234000	09/11/2025	AMAZON CAPITAL SERVI		85.55	
141	71100	429	000	141234000	09/11/2025	AMAZON CAPITAL SERVI		120.94	
141	71100	429	000	141234000	09/11/2025	AMAZON CAPITAL SERVI		294.66	
141	71100	429	000	141234000	09/11/2025	AMAZON CAPITAL SERVI		290.25	
141	71100	429	000	141234000	09/11/2025	AMAZON CAPITAL SERVI		9.99	
141	71100	429	000	141234000	09/11/2025	AMAZON CAPITAL SERVI		198.37	
141	71100	429	000	141234000	09/11/2025	AMAZON CAPITAL SERVI		87.36	
141	71100	429	000	141234000	09/11/2025	AMAZON CAPITAL SERVI		169.17	
141	71100	429	000	141234000	09/11/2025	AMAZON CAPITAL SERVI		43.82	
141	71100	429	000	141234000	09/11/2025	AMAZON CAPITAL SERVI		256.79	
141	71100	429	000	141234000	09/11/2025	AMAZON CAPITAL SERVI		295.36	
141	71100	429	000	141234000	09/11/2025	AMAZON CAPITAL SERVI		9.97	
141	71100	429	000	141234000	09/11/2025	AMAZON CAPITAL SERVI		25.99	
141	71100	429	000	141234000	09/11/2025	AMAZON CAPITAL SERVI		213.09	
141	71100	429	000	141234000	09/11/2025	AMAZON CAPITAL SERVI		284.44	
141	71100	429	000	141234000	09/11/2025	AMAZON CAPITAL SERVI		297.44	
141	71100	429	000	141234000	09/11/2025	AMAZON CAPITAL SERVI		6.99	
141	71100	429	000	141234000	09/11/2025	AMAZON CAPITAL SERVI		20.19	
141	71100	429	000	141234000	09/11/2025	AMAZON CAPITAL SERVI		467.38	
141	71100	429	000	141234000	09/11/2025	AMAZON CAPITAL SERVI		297.33	
141	71100	429	000	141234000	09/11/2025	AMAZON CAPITAL SERVI		174.29	
141	71100	429	000	141234000	09/11/2025	AMAZON CAPITAL SERVI		296.64	
141	71100	429	000	141234000	09/11/2025	AMAZON CAPITAL SERVI		219.01	
141	71100	429	000	141234000	09/11/2025	AMAZON CAPITAL SERVI		80.88	
141	72130	499	000	141234000	09/11/2025	AMAZON CAPITAL SERVI		499.75	
141	71100	429	000	141234000	09/11/2025	AMAZON CAPITAL SERVI		53.23	
141	71100	429	000	141234000	09/11/2025	AMAZON CAPITAL SERVI		232.14	
141	72250	499	000	141234001	09/11/2025	AMAZON CAPITAL SERVI		181.92	
141	72250	499	000	141234001	09/11/2025	AMAZON CAPITAL SERVI		406.05	
141	72250	499	000	141234001	09/11/2025	AMAZON CAPITAL SERVI		53.82	
141	71300	429	000	141234001	09/11/2025	AMAZON CAPITAL SERVI		92.70	
141	71300	429	000	141234001	09/11/2025	AMAZON CAPITAL SERVI		509.35	
141	71300	429	000	141234001	09/11/2025	AMAZON CAPITAL SERVI		880.46	
141	71300	429	000	141234001	09/11/2025	AMAZON CAPITAL SERVI		577.89	
141	72130	499	000	141234001	09/11/2025	AMAZON CAPITAL SERVI		136.67	
141	72120	499	000	141234001	09/11/2025	AMAZON CAPITAL SERVI		844.13	
141	72120	499	000	141234001	09/11/2025	AMAZON CAPITAL SERVI		247.50	
141	72120	499	000	141234001	09/11/2025	AMAZON CAPITAL SERVI		108.95	
141	72120	499	000	141234001	09/11/2025	AMAZON CAPITAL SERVI		354.00	
141	72120	499	000	141234001	09/11/2025	AMAZON CAPITAL SERVI		69.98	
141	73300	499	000	141234002	09/11/2025	AMERICAN RED CROSS		40.00	
141	73300	499	000	141234002	09/11/2025	AMERICAN RED CROSS		40.00	
141	72320	399	000	141234003	09/11/2025	AMERICAN BENEFIT ADM		200.00	
141	72250	399	000	141234004	09/11/2025	APPTGY INC		600.00	
141	72210	524	000	141234005	09/11/2025	BANKCARD		5,000.00	Conference Lodging
141	72310	331	000	141234006	09/11/2025	BENNETT & DECAMP PLL		4,500.00	
141	72320	399	000	141234007	09/11/2025	BHMA OCCUPATIONAL ME		45.00	
141	72320	399	000	141234007	09/11/2025	BHMA OCCUPATIONAL ME		45.00	
141	72610	434	000	141234008	09/11/2025	BLOSSMAN GAS & APPLI		800.23	
141	72710	442	000	141234008	09/11/2025	BLOSSMAN GAS & APPLI		8,818.95	Propane-Buses
141	72210	355	000	141234009	09/11/2025	BOWDEN, MARY		107.73	
141	72320	355	000	141234010	09/11/2025	BOYD, JERRY		140.00	
141	72320	355	000	141234010	09/11/2025	BOYD, JERRY		70.00	
141	72210	355	000	141234011	09/11/2025	CALDERWOOD, TAMARA		161.70	
141	72210	524	000	141234012	09/11/2025	CASH, AMANDA		145.00	

		CHECK CHECK					
FND	ACCT	OBJ	PRJ	NUMBER	DATE	VENDOR	AMOUNT
141	72210	524	000	141234012	09/11/2025	CASH, AMANDA	420.00
141	72250	499	000	141234013	09/11/2025	CES CORPORATION	919.00
141	72220	355	000	141234014	09/11/2025	CHAPMAN, JOHANNA	207.20
141	72220	355	000	141234016	09/11/2025	CHITTUM, ROB	288.40
141	72610	454	000	141234017	09/11/2025	CHUCKEY UTILITY DIST	393.98
141	72210	524	000	141234018	09/11/2025	CHURCH, LAURA	145.00
141	72210	524	000	141234019	09/11/2025	CHURCH, TOMMY	145.00
141	72210	524	000	141234019	09/11/2025	CHURCH, TOMMY	420.00
141	72610	599	000	141234020	09/11/2025	CINTAS	391.05
141	72620	599	000	141234020	09/11/2025	CINTAS	1,997.48
141	72710	599	000	141234020	09/11/2025	CINTAS	746.93
141	72610	599	000	141234020	09/11/2025	CINTAS	394.92
141	72610	599	000	141234020	09/11/2025	CINTAS	149.80
141	72610	599	000	141234020	09/11/2025	CINTAS	203.01
141	72620	499	000	141234021	09/11/2025	CITY ELECTRIC SUPPLY	2,843.00
141	72610	454	000	141234022	09/11/2025	CITY OF KINGSPORT	150.40
141	72620	499	000	141234023	09/11/2025	CLINE-HOLDER ELECTRI	5,746.46
141	72320	399	000	141234024	09/11/2025	COMCAST	128.06
141	72220	355	000	141234025	09/11/2025	DEERING, MADISON	51.80
141	71100	429	000	141234026	09/11/2025	DEMCO	301.32
141	72710	599	000	141234027	09/11/2025	DIRECT HEALTH CARE	2,150.00
141	72230	355	000	141234028	09/11/2025	DRINNON, SHANNON	37.80
141	72620	599	000	141234029	09/11/2025	EAST TENN RENT-ALLS	2,712.80
141	72620	499	000	141234030	09/11/2025	FERGUSON ENTERPRISES	1,037.22
141	72210	524	000	141234032	09/11/2025	FOISTER, MARY	420.00
141	72210	524	000	141234032	09/11/2025	FOISTER, MARY	145.00
141	72120	599	000	141234033	09/11/2025	FOOD CITY	70.80
141	72310	599	000	141234033	09/11/2025	FOOD CITY	133.66
141	71100	399	000	141234034	09/11/2025	FRONTIER HEALTH	22,727.28
141	72210	524	000	141234035	09/11/2025	GANTLEY, JULIE	145.00
141	72210	524	000	141234035	09/11/2025	GANTLEY, JULIE	420.00
141	72120	499	000	141234036	09/11/2025	GO RESCUE BRANDS, IN	254.00
141	71100	399	000	141234037	09/11/2025	GRAY STATION HARDWAR	3.56
141	72620	499	000	141234037	09/11/2025	GRAY STATION HARDWAR	0.00
141	72230	355	000	141234038	09/11/2025	HALE, CHARLES	198.80
141	72230	355	000	141234039	09/11/2025	HAULDREN, KELLI	122.50
141	72210	355	000	141234040	09/11/2025	HAYES, CINDY	158.20
141	72620	499	000	141234041	09/11/2025	HD SUPPLY	215.68
141	72620	499	000	141234041	09/11/2025	HD SUPPLY	90.76
141	72620	499	000	141234041	09/11/2025	HD SUPPLY	594.42
141	72610	410	000	141234041	09/11/2025	HD SUPPLY	513.30
141	72610	410	000	141234041	09/11/2025	HD SUPPLY	35.53
141	72610	410	000	141234041	09/11/2025	HD SUPPLY	348.14
141	72610	410	000	141234041	09/11/2025	HD SUPPLY	1,717.31
141	72610	410	000	141234041	09/11/2025	HD SUPPLY	3,409.29
141	72610	410	000	141234041	09/11/2025	HD SUPPLY	1,571.36
141	72610	410	000	141234041	09/11/2025	HD SUPPLY	1,042.21
141	72610	410	000	141234041	09/11/2025	HD SUPPLY	1,312.54
141	72610	410	000	141234041	09/11/2025	HD SUPPLY	904.34
141	72610	410	000	141234041	09/11/2025	HD SUPPLY	214.50
141	72610	410	000	141234041	09/11/2025	HD SUPPLY	675.98
141	71100	499	000	141234042	09/11/2025	HENRY SCHEIN INC	1,560.83
141	71100	499	000	141234042	09/11/2025	HENRY SCHEIN INC	115.49
141	72610	328	000	141234043	09/11/2025	HES FACILITIES	17,680.24
141	72610	328	000	141234043	09/11/2025	HES FACILITIES	11,512.72
141	72610	328	000	141234043	09/11/2025	HES FACILITIES	6,578.69

Grounds/mtnce Uniforms

Electrical mtnce Materials

Electrical mtnce Materials

DOT/UDS Testing Fees

Equipment Rentals; mtnce

Plumbing mtnce Materials

CSH Consultants

Custodial Supplies

DCHS Athletic Trainer supplies

Custodial Service

		CHECK CHECK					
<u>END</u>	<u>ACCT</u>	<u>OBJ</u>	<u>PRJ</u>	<u>NUMBER</u>	<u>DATE</u>	<u>VENDOR</u>	<u>AMOUNT</u>
141	72610	328	000	141234043	09/11/2025	HES FACILITIES	10,690.38
141	72610	328	000	141234043	09/11/2025	HES FACILITIES	17,675.35
141	72610	328	000	141234043	09/11/2025	HES FACILITIES	9,868.03
141	72610	328	000	141234043	09/11/2025	HES FACILITIES	7,812.21
141	72610	328	000	141234043	09/11/2025	HES FACILITIES	8,223.37
141	72610	328	000	141234043	09/11/2025	HES FACILITIES	7,812.21
141	72610	328	000	141234043	09/11/2025	HES FACILITIES	18,913.75
141	72610	328	000	141234043	09/11/2025	HES FACILITIES	18,913.75
141	72610	328	000	141234043	09/11/2025	HES FACILITIES	11,512.72
141	72220	355	000	141234047	09/11/2025	JOHNSON, AMY	134.40
141	73300	355	000	141234048	09/11/2025	LANE, TINA	60.90
141	72210	355	000	141234049	09/11/2025	LEONARD, JILL	91.00
141	72210	355	000	141234049	09/11/2025	LEONARD, JILL	7.70
141	72620	499	000	141234050	09/11/2025	LOWE'S	8,594.00
141	72710	499	000	141234050	09/11/2025	LOWE'S	26.56
141	72250	499	000	141234050	09/11/2025	LOWE'S	277.13
141	71300	429	000	141234050	09/11/2025	LOWE'S	736.34
141	71300	429	000	141234050	09/11/2025	LOWE'S	984.22
141	76100	707	000	141234050	09/11/2025	LOWE'S	444.60
141	72610	599	000	141234051	09/11/2025	LYONS, KIM	85.40
141	72220	355	000	141234052	09/11/2025	LYONS, REBECCA	69.30
141	72220	355	000	141234053	09/11/2025	MANOOKIAN, MAY	141.40
141	72220	355	000	141234054	09/11/2025	MARSHALL, EMILY	231.00
141	71100	499	000	141234055	09/11/2025	MINIPCR BIO	187.00
141	71300	429	000	141234056	09/11/2025	MIZE FARM & GARDEN S	494.45
141	72250	355	000	141234057	09/11/2025	MONEY, JEANA	44.80
141	72610	399	000	141234058	09/11/2025	NORTON'S PEST CONTRO	100.00
141	71100	299	000	141234059	09/11/2025	OMNI GROUP	350.00
141	71300	730	000	141234060	09/11/2025	PRESENTATION SOLUTIO	12,274.05
141	72620	499	000	141234061	09/11/2025	REA PARTS LLC	1,045.91
141	73300	355	000	141234062	09/11/2025	RICHARDSON, ABBY	31.50
141	72250	499	000	141234063	09/11/2025	SHIELDS ELECTRONICS	549.00
141	71100	429	000	141234064	09/11/2025	SLP TOOLKIT	225.00
141	72610	399	000	141234065	09/11/2025	STATE OF TENNESSEE	60.00
141	72620	599	000	141234066	09/11/2025	TEG ENTERPRISES	105.00
141	72620	499	000	141234069	09/11/2025	TMS SOUTH	264.49
141	72620	499	000	141234069	09/11/2025	TMS SOUTH	496.58
141	72620	499	000	141234069	09/11/2025	TMS SOUTH	546.88
141	72620	499	000	141234069	09/11/2025	TMS SOUTH	1,663.19
141	72220	355	000	141234070	09/11/2025	TRAINOR, THEVA	77.70
141	72710	453	000	141234071	09/11/2025	TRUCK PRO	1,202.78
141	72620	499	000	141234072	09/11/2025	UNITED REFRIGERATION	3,071.06
141	72320	307	000	141234073	09/11/2025	VERIZON WIRELESS	43.65
141	72120	355	000	141234074	09/11/2025	WAGNER, KELLY	151.20
141	72620	499	000	141234077	09/11/2025	WM. S. TRIMBLE COMPA	3,303.00
141	72210	355	000	141234083	09/15/2025	BEDERIAN, SHAWNA	511.70
141	71100	499	000	141234084	09/15/2025	BEVINS, AUDRA	37.15
141	72210	524	000	141234085	09/15/2025	EDENS, KAITLYN	481.40
141	72210	355	000	141234087	09/15/2025	GOUGE, STEPHANIE	158.90
141	72210	524	000	141234088	09/15/2025	HAMM, ALLISON	481.40
141	72210	524	000	141234089	09/15/2025	JONES, GRACIE	481.40
141	72210	524	000	141234090	09/15/2025	KNIGHT, JESSICA	481.40
141	72210	524	000	141234091	09/15/2025	MCCORKLE, LORIE	95.00
141	72210	524	000	141234092	09/15/2025	MORRIS, ABBY	481.40
141	71100	299	000	141234093	09/15/2025	OPTUM	400.00
141	72210	355	000	141234094	09/15/2025	POORE, TAYLOR	103.60

Custodial Service

Mtnc Materials

*Banner-maker package; WVS
HVAC Mtnc Materials*

Plumbing Mtnc Materials

*Transp Vehicle Parts
HVAC Mtnc Materials*

Mtnc Materials

CHECK CHECK							
FND	ACCT	OBJ	PRJ	NUMBER	DATE	VENDOR	AMOUNT
141	72210	524	000	141234095	09/15/2025	POTEET, TONYA	481.40
141	72210	355	000	141234096	09/15/2025	SMITH, ALICE ANN	175.00
141	72210	524	000	141234097	09/15/2025	STORY, JOE	481.40
141	72210	524	000	141234098	09/15/2025	TIPTON, CLANCI	95.00
141	72210	524	000	141234099	09/15/2025	TRASK, ANNE	481.40
141	72710	453	000	141234102	09/19/2025	ADVANCE AUTO PARTS	2,268.66 <i>Transp Vehicle Parts</i>
141	71300	429	000	141234103	09/19/2025	AIRGAS INC, SOUTH DI	28.72
141	71100	429	000	141234104	09/19/2025	AMAZON CAPITAL SERVI	225.47
141	71100	429	000	141234104	09/19/2025	AMAZON CAPITAL SERVI	23.99
141	71100	429	000	141234104	09/19/2025	AMAZON CAPITAL SERVI	155.47
141	71100	429	000	141234104	09/19/2025	AMAZON CAPITAL SERVI	299.71
141	71100	429	000	141234104	09/19/2025	AMAZON CAPITAL SERVI	121.90
141	71100	429	000	141234104	09/19/2025	AMAZON CAPITAL SERVI	375.51
141	71100	429	000	141234104	09/19/2025	AMAZON CAPITAL SERVI	286.01
141	71100	429	000	141234104	09/19/2025	AMAZON CAPITAL SERVI	246.81
141	71100	429	000	141234104	09/19/2025	AMAZON CAPITAL SERVI	142.18
141	71100	429	000	141234104	09/19/2025	AMAZON CAPITAL SERVI	172.53
141	71100	429	000	141234104	09/19/2025	AMAZON CAPITAL SERVI	193.25
141	71100	429	000	141234104	09/19/2025	AMAZON CAPITAL SERVI	282.46
141	71100	429	000	141234104	09/19/2025	AMAZON CAPITAL SERVI	496.80
141	71100	429	000	141234104	09/19/2025	AMAZON CAPITAL SERVI	288.52
141	71100	429	000	141234104	09/19/2025	AMAZON CAPITAL SERVI	56.32
141	71100	429	000	141234104	09/19/2025	AMAZON CAPITAL SERVI	246.40
141	71100	429	000	141234104	09/19/2025	AMAZON CAPITAL SERVI	300.05
141	71100	429	000	141234104	09/19/2025	AMAZON CAPITAL SERVI	86.38
141	71100	429	000	141234104	09/19/2025	AMAZON CAPITAL SERVI	348.00
141	71100	429	000	141234104	09/19/2025	AMAZON CAPITAL SERVI	256.06
141	71100	429	000	141234104	09/19/2025	AMAZON CAPITAL SERVI	184.09
141	71100	429	000	141234104	09/19/2025	AMAZON CAPITAL SERVI	78.90
141	71100	429	000	141234104	09/19/2025	AMAZON CAPITAL SERVI	289.60
141	71100	429	000	141234104	09/19/2025	AMAZON CAPITAL SERVI	291.85
141	71100	429	000	141234104	09/19/2025	AMAZON CAPITAL SERVI	29.98
141	71100	429	000	141234104	09/19/2025	AMAZON CAPITAL SERVI	49.17
141	71100	429	000	141234104	09/19/2025	AMAZON CAPITAL SERVI	268.22
141	71100	429	000	141234104	09/19/2025	AMAZON CAPITAL SERVI	198.37
141	71100	429	000	141234104	09/19/2025	AMAZON CAPITAL SERVI	133.52
141	71100	429	000	141234104	09/19/2025	AMAZON CAPITAL SERVI	159.99
141	72250	499	000	141234105	09/19/2025	AMAZON CAPITAL SERVI	191.17
141	72250	499	000	141234105	09/19/2025	AMAZON CAPITAL SERVI	300.11
141	72250	499	000	141234105	09/19/2025	AMAZON CAPITAL SERVI	232.41
141	72250	499	000	141234105	09/19/2025	AMAZON CAPITAL SERVI	239.96
141	72210	524	000	141234105	09/19/2025	AMAZON CAPITAL SERVI	22.24
141	71300	429	000	141234105	09/19/2025	AMAZON CAPITAL SERVI	23.00
141	71300	429	000	141234105	09/19/2025	AMAZON CAPITAL SERVI	842.62
141	71300	429	000	141234105	09/19/2025	AMAZON CAPITAL SERVI	521.48
141	71300	429	000	141234105	09/19/2025	AMAZON CAPITAL SERVI	1,367.52
141	71300	429	000	141234105	09/19/2025	AMAZON CAPITAL SERVI	1,840.42 <i>> CTE classroom materials</i>
141	71300	429	000	141234105	09/19/2025	AMAZON CAPITAL SERVI	160.39
141	72620	499	000	141234105	09/19/2025	AMAZON CAPITAL SERVI	28.65
141	72620	499	000	141234105	09/19/2025	AMAZON CAPITAL SERVI	37.00
141	71100	429	000	141234105	09/19/2025	AMAZON CAPITAL SERVI	27.89
141	71100	429	000	141234105	09/19/2025	AMAZON CAPITAL SERVI	203.33
141	71100	429	000	141234105	09/19/2025	AMAZON CAPITAL SERVI	201.92
141	71100	429	000	141234105	09/19/2025	AMAZON CAPITAL SERVI	27.99
141	71100	429	000	141234105	09/19/2025	AMAZON CAPITAL SERVI	294.83
141	71100	429	000	141234105	09/19/2025	AMAZON CAPITAL SERVI	299.13

		CHECK CHECK					
FND	ACCT	OBJ	PRJ	NUMBER	DATE	VENDOR	AMOUNT
141	71100	429	000	141234105	09/19/2025	AMAZON CAPITAL SERVI	296.50
141	71100	429	000	141234105	09/19/2025	AMAZON CAPITAL SERVI	289.80
141	72210	524	000	141234105	09/19/2025	AMAZON CAPITAL SERVI	10.36
141	72130	499	000	141234105	09/19/2025	AMAZON CAPITAL SERVI	83.62
141	72130	499	000	141234105	09/19/2025	AMAZON CAPITAL SERVI	85.00
141	72120	499	000	141234105	09/19/2025	AMAZON CAPITAL SERVI	286.22
141	72120	499	000	141234105	09/19/2025	AMAZON CAPITAL SERVI	355.44
141	73300	499	000	141234106	09/19/2025	AMERICAN RED CROSS	120.00
141	72610	434	000	141234107	09/19/2025	ATMOS ENERGY	51.10
141	72610	434	000	141234107	09/19/2025	ATMOS ENERGY	50.25
141	72610	434	000	141234107	09/19/2025	ATMOS ENERGY	50.25
141	72610	434	000	141234107	09/19/2025	ATMOS ENERGY	51.94
141	72610	434	000	141234107	09/19/2025	ATMOS ENERGY	50.25
141	72610	434	000	141234107	09/19/2025	ATMOS ENERGY	2,100.92 <i>Natural Gas</i>
141	72610	434	000	141234107	09/19/2025	ATMOS ENERGY	457.51
141	72610	434	000	141234107	09/19/2025	ATMOS ENERGY	163.07
141	72210	524	000	141234108	09/19/2025	BANKCARD	1,584.00 <i>Conference Lodging</i>
141	73300	429	000	141234109	09/19/2025	BEAT BY BEAT PRESS	395.00
141	71200	429	000	141234110	09/19/2025	BENCHMARK EDUCATION	671.00
141	72250	355	000	141234111	09/19/2025	BIRKNER, CAROL	803.36
141	72250	355	000	141234111	09/19/2025	BIRKNER, CAROL	225.00
141	72250	355	000	141234111	09/19/2025	BIRKNER, CAROL	19.60
141	72620	399	000	141234112	09/19/2025	BLEACHERS & SEATS.CO	700.00
141	72620	399	000	141234112	09/19/2025	BLEACHERS & SEATS.CO	470.00
141	72610	399	000	141234113	09/19/2025	BM SEPTIC TANK COMPA	2,000.00 <i>Septic Service, flamar</i>
141	72610	415	000	141234114	09/19/2025	BRIGHT RIDGE	10,466.15
141	72610	415	000	141234114	09/19/2025	BRIGHT RIDGE	1,626.95
141	72610	415	000	141234114	09/19/2025	BRIGHT RIDGE	1,056.25
141	72610	415	000	141234114	09/19/2025	BRIGHT RIDGE	20,230.20
141	72610	415	000	141234114	09/19/2025	BRIGHT RIDGE	16,828.43
141	72610	415	000	141234114	09/19/2025	BRIGHT RIDGE	5,606.86
141	72610	415	000	141234114	09/19/2025	BRIGHT RIDGE	10,356.75
141	72610	415	000	141234114	09/19/2025	BRIGHT RIDGE	15,968.44
141	72610	415	000	141234114	09/19/2025	BRIGHT RIDGE	2,688.69
141	72610	415	000	141234114	09/19/2025	BRIGHT RIDGE	13,945.72
141	72610	415	000	141234114	09/19/2025	BRIGHT RIDGE	7,484.82
141	72610	415	000	141234114	09/19/2025	BRIGHT RIDGE	9,346.49
141	72610	415	000	141234114	09/19/2025	BRIGHT RIDGE	7,480.04
141	72610	415	000	141234114	09/19/2025	BRIGHT RIDGE	62,115.54
141	72610	415	000	141234114	09/19/2025	BRIGHT RIDGE	14,193.42
141	72610	599	000	141234115	09/19/2025	BRIGHTSPEED	27.98
141	72220	355	000	141234116	09/19/2025	BRITT, CHRISTINA	49.00
141	72210	355	000	141234117	09/19/2025	CARR, MELINDA	186.90
141	72610	599	000	141234118	09/19/2025	CINTAS	159.20
141	72610	599	000	141234118	09/19/2025	CINTAS	625.15
141	72610	599	000	141234118	09/19/2025	CINTAS	1,279.68 <i>DBHS walk-off mat rentals</i>
141	72130	499	000	141234119	09/19/2025	DCHS DIGITAL GRAPHIC	300.00
141	72620	399	000	141234120	09/19/2025	EAGLE FIRE INC	1,202.22
141	72620	399	000	141234120	09/19/2025	EAGLE FIRE INC	1,137.18
141	72620	399	000	141234120	09/19/2025	EAGLE FIRE INC	460.00
141	71200	429	000	141234121	09/19/2025	EPS OPERATIONS LLC	981.05
141	72250	499	000	141234122	09/19/2025	GOVCONNECTION, INC	4,457.52 <i>Viewsonic bundles</i>
141	72250	499	000	141234122	09/19/2025	GOVCONNECTION, INC	3,105.64 <i>Aruba switches</i>
141	72110	355	000	141234123	09/19/2025	GRAY, SHANNON	639.00
141	72710	599	000	141234124	09/19/2025	GREENE COUNTY DRIVER	500.00
141	72610	359	000	141234125	09/19/2025	JOHNSON CITY UTILITY	319.00

CHECK CHECK							
FND	ACCT	OBJ	PRJ	NUMBER	DATE	VENDOR	AMOUNT
141	72610	454	000	141234125	09/19/2025	JOHNSON CITY UTILITY	3,178.88
141	72610	454	000	141234125	09/19/2025	JOHNSON CITY UTILITY	1,485.58
141	72610	454	000	141234125	09/19/2025	JOHNSON CITY UTILITY	5,959.55
141	72610	359	000	141234125	09/19/2025	JOHNSON CITY UTILITY	1,293.00
141	72610	359	000	141234125	09/19/2025	JOHNSON CITY UTILITY	1,103.00
141	72610	359	000	141234125	09/19/2025	JOHNSON CITY UTILITY	150.00
141	72610	359	000	141234125	09/19/2025	JOHNSON CITY UTILITY	440.00
141	72610	359	000	141234125	09/19/2025	JOHNSON CITY UTILITY	525.00
141	72610	359	000	141234125	09/19/2025	JOHNSON CITY UTILITY	150.00
141	72610	359	000	141234125	09/19/2025	JOHNSON CITY UTILITY	560.00
141	72610	359	000	141234125	09/19/2025	JOHNSON CITY UTILITY	280.00
141	72610	359	000	141234125	09/19/2025	JOHNSON CITY UTILITY	337.20
141	72610	359	000	141234125	09/19/2025	JOHNSON CITY UTILITY	542.46
141	72610	359	000	141234125	09/19/2025	JOHNSON CITY UTILITY	268.79
141	72610	359	000	141234125	09/19/2025	JOHNSON CITY UTILITY	132.16
141	72610	359	000	141234125	09/19/2025	JOHNSON CITY UTILITY	345.88
141	72610	359	000	141234125	09/19/2025	JOHNSON CITY UTILITY	126.54
141	72610	359	000	141234125	09/19/2025	JOHNSON CITY UTILITY	174.34
141	72610	454	000	141234125	09/19/2025	JOHNSON CITY UTILITY	1,556.66
141	72610	359	000	141234125	09/19/2025	JOHNSON CITY UTILITY	7,545.00
141	72610	399	000	141234126	09/19/2025	LEO'S PEST CONTROL	1,149.50 <i>Pest Control Services</i>
141	72710	499	000	141234127	09/19/2025	MARTIN MARIETTA MATE	986.93
141	72620	499	000	141234128	09/19/2025	MCCALL COMMERCIAL FE	516.10
141	72610	499	000	141234129	09/19/2025	MEADE TRACTOR	815.39
141	72710	453	000	141234130	09/19/2025	MID-SOUTH BUS CENTER	955.07
141	72210	355	000	141234131	09/19/2025	MILLER, JESSICA	236.60
141	72320	348	000	141234132	09/19/2025	PITNEY BOWES PURCHAS	2,000.00 <i>Meter Postage</i>
141	71100	429	000	141234133	09/19/2025	FLANK ROAD PUBLISHIN	115.45
141	72210	355	000	141234134	09/19/2025	POTEET, TONYA	33.60
141	72250	499	000	141234135	09/19/2025	QUILL LLC	502.80
141	72250	499	000	141234135	09/19/2025	QUILL LLC	861.13
141	72250	499	000	141234135	09/19/2025	QUILL LLC	232.91
141	72250	499	000	141234135	09/19/2025	QUILL LLC	240.29
141	72250	499	000	141234135	09/19/2025	QUILL LLC	355.33
141	72520	499	000	141234135	09/19/2025	QUILL LLC	155.15
141	72520	499	000	141234135	09/19/2025	QUILL LLC	16.99
141	72520	499	000	141234135	09/19/2025	QUILL LLC	28.17
141	72210	355	000	141234136	09/19/2025	RIDDLE, DOVIE	151.20
141	71100	599	000	141234137	09/19/2025	SOLUTION TREE	1,490.00
141	71100	599	000	141234137	09/19/2025	SOLUTION TREE	14,200.00 <i>Inservice Fees</i>
141	72210	524	000	141234137	09/19/2025	SOLUTION TREE	1,500.00
141	72610	399	000	141234138	09/19/2025	SOUTH EAST TN HAULIN	450.00
141	72210	524	000	141234139	09/19/2025	STEPP, WILLIAM	210.00
141	72210	524	000	141234139	09/19/2025	STEPP, WILLIAM	425.80
141	72210	355	000	141234140	09/19/2025	STRAYHORN, FELICIA	310.80
141	71300	429	000	141234141	09/19/2025	SUNBELT SOLOMON SERV	766.50
141	72210	524	000	141234142	09/19/2025	TASPA	200.00
141	72250	499	000	141234143	09/19/2025	TELE-OPTICS	4,074.06 <i>Zoom Bullet; DBHS pressbox</i>
141	72120	599	000	141234144	09/19/2025	TENN SCHOOL HEALTH C	150.00
141	72610	359	000	141234145	09/19/2025	TOWN OF JONESBOROUGH	124.97
141	72610	454	000	141234145	09/19/2025	TOWN OF JONESBOROUGH	89.68
141	72710	330	000	141234146	09/19/2025	TOYOTA FINANCIAL SER	574.45
141	72710	330	000	141234146	09/19/2025	TOYOTA FINANCIAL SER	581.85
141	72810	599	000	141234147	09/19/2025	ULINE	367.12
141	72320	307	000	141234148	09/19/2025	UNITED DATA TECHNOLO	241.26
141	72320	307	000	141234148	09/19/2025	UNITED DATA TECHNOLO	346.24

		CHECK CHECK							
FND	ACCT	OBJ	PRJ	NUMBER	DATE	VENDOR		AMOUNT	
141	72320	307	000	141234148	09/19/2025	UNITED DATA TECHNOLO		129.40	
141	72320	307	000	141234148	09/19/2025	UNITED DATA TECHNOLO		216.40	
141	72320	307	000	141234148	09/19/2025	UNITED DATA TECHNOLO		27.86	
141	72320	307	000	141234148	09/19/2025	UNITED DATA TECHNOLO		150.73	
141	72320	307	000	141234148	09/19/2025	UNITED DATA TECHNOLO		537.25	
141	72320	307	000	141234148	09/19/2025	UNITED DATA TECHNOLO		256.95	
141	72320	307	000	141234148	09/19/2025	UNITED DATA TECHNOLO		146.23	
141	72710	307	000	141234148	09/19/2025	UNITED DATA TECHNOLO		19.83	
141	72620	307	000	141234148	09/19/2025	UNITED DATA TECHNOLO		111.42	
141	72320	307	000	141234148	09/19/2025	UNITED DATA TECHNOLO		268.41	
141	72320	307	000	141234148	09/19/2025	UNITED DATA TECHNOLO		154.26	
141	72320	307	000	141234148	09/19/2025	UNITED DATA TECHNOLO		154.61	
141	72320	307	000	141234148	09/19/2025	UNITED DATA TECHNOLO		308.87	
141	72320	307	000	141234148	09/19/2025	UNITED DATA TECHNOLO		150.73	
141	72320	307	000	141234148	09/19/2025	UNITED DATA TECHNOLO		242.76	
141	72320	307	000	141234148	09/19/2025	UNITED DATA TECHNOLO		135.92	
141	71100	399	000	141234149	09/19/2025	VILLAGE BEHAVIORAL H		1,260.00	
141	71100	399	000	141234149	09/19/2025	VILLAGE BEHAVIORAL H		1,260.00	
141	72610	499	000	141234150	09/19/2025	WASHINGTON FARMERS C		2,796.87	
141	72250	355	000	141234151	09/19/2025	WOLFE, NICOLE		667.00	
141	72510	355	000	141234152	09/19/2025	YORK, ROBIN		32.90	
141	72250	499	000	141234158	09/26/2025	2ND GEAR		597.42	
141	71300	429	000	141234159	09/26/2025	AMAZON CAPITAL SERVI		35.28	
141	71300	429	000	141234159	09/26/2025	AMAZON CAPITAL SERVI		549.68	
141	71100	429	000	141234159	09/26/2025	AMAZON CAPITAL SERVI		291.89	
141	71100	429	000	141234159	09/26/2025	AMAZON CAPITAL SERVI		311.04	
141	71100	429	000	141234159	09/26/2025	AMAZON CAPITAL SERVI		60.67	
141	71100	429	000	141234159	09/26/2025	AMAZON CAPITAL SERVI		209.79	
141	71100	429	000	141234159	09/26/2025	AMAZON CAPITAL SERVI		40.85	
141	71100	429	000	141234159	09/26/2025	AMAZON CAPITAL SERVI		256.65	
141	71100	429	000	141234159	09/26/2025	AMAZON CAPITAL SERVI		299.93	
141	71100	429	000	141234159	09/26/2025	AMAZON CAPITAL SERVI		14.99	
141	71100	429	000	141234159	09/26/2025	AMAZON CAPITAL SERVI		282.13	
141	71100	429	000	141234159	09/26/2025	AMAZON CAPITAL SERVI		337.75	
141	71100	429	000	141234159	09/26/2025	AMAZON CAPITAL SERVI		179.01	
141	71100	429	000	141234159	09/26/2025	AMAZON CAPITAL SERVI		88.56	
141	71100	429	000	141234159	09/26/2025	AMAZON CAPITAL SERVI		208.54	
141	71100	429	000	141234159	09/26/2025	AMAZON CAPITAL SERVI		260.57	
141	71100	429	000	141234159	09/26/2025	AMAZON CAPITAL SERVI		300.09	
141	71100	429	000	141234159	09/26/2025	AMAZON CAPITAL SERVI		109.50	
141	71100	429	000	141234159	09/26/2025	AMAZON CAPITAL SERVI		38.99	
141	71100	429	000	141234159	09/26/2025	AMAZON CAPITAL SERVI		285.49	
141	71100	429	000	141234159	09/26/2025	AMAZON CAPITAL SERVI		99.51	
141	71100	429	000	141234159	09/26/2025	AMAZON CAPITAL SERVI		74.92	
141	71100	429	000	141234159	09/26/2025	AMAZON CAPITAL SERVI		268.47	
141	71100	429	000	141234159	09/26/2025	AMAZON CAPITAL SERVI		298.62	
141	71100	429	000	141234159	09/26/2025	AMAZON CAPITAL SERVI		293.25	
141	71100	429	000	141234159	09/26/2025	AMAZON CAPITAL SERVI		300.36	
141	72410	499	000	141234160	09/26/2025	AMAZON CAPITAL SERVI		52.62	
141	72410	499	000	141234160	09/26/2025	AMAZON CAPITAL SERVI		59.95	
141	72410	499	000	141234160	09/26/2025	AMAZON CAPITAL SERVI		338.46	
141	72410	499	000	141234160	09/26/2025	AMAZON CAPITAL SERVI		357.01	
141	72410	499	000	141234160	09/26/2025	AMAZON CAPITAL SERVI		13.99	
141	72410	499	000	141234160	09/26/2025	AMAZON CAPITAL SERVI		398.73	
141	72210	432	000	141234160	09/26/2025	AMAZON CAPITAL SERVI		1,951.63	
141	71100	429	000	141234160	09/26/2025	AMAZON CAPITAL SERVI		269.37	

> Juvenile Facility Fees
Grounds Mtnc Materials

Library Books; GRAY

		CHECK CHECK					
FND	ACCT	OBJ	PRJ	NUMBER	DATE	VENDOR	AMOUNT
141	71100	429	000	141234160	09/26/2025	AMAZON CAPITAL SERVI	300.29
141	71100	429	000	141234160	09/26/2025	AMAZON CAPITAL SERVI	496.36
141	71100	429	000	141234160	09/26/2025	AMAZON CAPITAL SERVI	193.90
141	71100	429	000	141234160	09/26/2025	AMAZON CAPITAL SERVI	276.80
141	71100	429	000	141234160	09/26/2025	AMAZON CAPITAL SERVI	294.17
141	71100	429	000	141234160	09/26/2025	AMAZON CAPITAL SERVI	40.07
141	71100	429	000	141234160	09/26/2025	AMAZON CAPITAL SERVI	238.71
141	71100	429	000	141234160	09/26/2025	AMAZON CAPITAL SERVI	30.84
141	71100	429	000	141234160	09/26/2025	AMAZON CAPITAL SERVI	263.94
141	71100	429	000	141234160	09/26/2025	AMAZON CAPITAL SERVI	18.51
141	71100	429	000	141234160	09/26/2025	AMAZON CAPITAL SERVI	273.36
141	71100	429	000	141234160	09/26/2025	AMAZON CAPITAL SERVI	177.99
141	71100	429	000	141234160	09/26/2025	AMAZON CAPITAL SERVI	26.62
141	71100	429	000	141234160	09/26/2025	AMAZON CAPITAL SERVI	21.99
141	71100	429	000	141234160	09/26/2025	AMAZON CAPITAL SERVI	4.31
141	71100	429	000	141234160	09/26/2025	AMAZON CAPITAL SERVI	285.12
141	71100	429	000	141234160	09/26/2025	AMAZON CAPITAL SERVI	29.34
141	71100	429	000	141234160	09/26/2025	AMAZON CAPITAL SERVI	295.78
141	71100	429	000	141234160	09/26/2025	AMAZON CAPITAL SERVI	23.28
141	71100	429	000	141234160	09/26/2025	AMAZON CAPITAL SERVI	494.81
141	71300	730	000	141234163	09/26/2025	APPLE INC	3,199.00 Macbook Pro; DBHS CTE
141	72710	424	000	141234164	09/26/2025	ATCO INTERNATIONAL	355.27
141	72620	499	000	141234165	09/26/2025	BANKCARD	2,527.85 mtnc Dept; Tools & Equipment
141	72620	399	000	141234166	09/26/2025	BARNARD ROOFING	299.00
141	71100	429	000	141234167	09/26/2025	BLICK ART MATERIALS	499.78
141	71100	499	000	141234168	09/26/2025	CAROLINA BIOLOGICAL	3,404.76 > Science Lab Materials
141	71100	499	000	141234168	09/26/2025	CAROLINA BIOLOGICAL	3,785.00
141	72250	499	000	141234169	09/26/2025	CES CORPORATION	616.66
141	72210	524	000	141234170	09/26/2025	CHRISTIAN, AARON	84.70
141	72210	524	000	141234170	09/26/2025	CHRISTIAN, AARON	60.00
141	72610	599	000	141234171	09/26/2025	CINTAS	312.20
141	71100	429	000	141234172	09/26/2025	DELTAMATH SOLUTIONS	110.00
141	72610	499	000	141234173	09/26/2025	DOWN TO EARTH	1,360.10 > Grounds mtnc Supplies
141	72610	499	000	141234173	09/26/2025	DOWN TO EARTH	463.40
141	72610	499	000	141234173	09/26/2025	DOWN TO EARTH	1,021.70
141	72210	524	000	141234174	09/26/2025	EAST TENN FED PROGRA	200.00
141	72210	524	000	141234174	09/26/2025	EAST TENN FED PROGRA	200.00
141	72210	524	000	141234174	09/26/2025	EAST TENN FED PROGRA	200.00
141	72210	524	000	141234174	09/26/2025	EAST TENN FED PROGRA	200.00
141	72210	524	000	141234174	09/26/2025	EAST TENN FED PROGRA	200.00
141	72210	524	000	141234174	09/26/2025	EAST TENN FED PROGRA	200.00
141	72210	524	000	141234174	09/26/2025	EAST TENN FED PROGRA	200.00
141	71200	429	000	141234175	09/26/2025	EPS OPERATIONS LLC	2,959.76 SpEd classroom materials
141	71100	399	000	141234176	09/26/2025	ETSU UNIVERSITY SCHO	480,796.11 August Revenue Sharing
141	72620	499	000	141234177	09/26/2025	FARRELL CALHOUN INC	3,440.81 mtnc Materials
141	72610	399	000	141234179	09/26/2025	FLEENOR SECURITY SYS	63.03
141	72610	399	000	141234179	09/26/2025	FLEENOR SECURITY SYS	119.97
141	72610	399	000	141234179	09/26/2025	FLEENOR SECURITY SYS	37.01
141	72610	399	000	141234179	09/26/2025	FLEENOR SECURITY SYS	169.98
141	72610	399	000	141234179	09/26/2025	FLEENOR SECURITY SYS	792.65
141	72610	399	000	141234179	09/26/2025	FLEENOR SECURITY SYS	88.99
141	72610	399	000	141234179	09/26/2025	FLEENOR SECURITY SYS	369.99
141	72610	399	000	141234179	09/26/2025	FLEENOR SECURITY SYS	105.69
141	72610	399	000	141234179	09/26/2025	FLEENOR SECURITY SYS	138.39
141	72620	399	000	141234180	09/26/2025	FOSTER SIGNS	339.70
141	72310	355	000	141234181	09/26/2025	GAYLORD OPRYLAND RES	12,375.90 TSBA Convention Lodging

		CHECK CHECK							
END	ACCT	OBJ	PRJ	NUMBER	DATE	VENDOR	AMOUNT		
141	72320	355	000	141234181	09/26/2025	GAYLORD OPRYLAND RES	2,750.20	TSBA Convention Lodging	
141	71300	429	000	141234182	09/26/2025	GEO KNIGHT & CO INC	430.00		
141	72250	499	000	141234183	09/26/2025	GOVCONNECTION, INC	366.84		
141	72710	599	000	141234184	09/26/2025	HARRIS, MELISSA	35.50		
141	72250	499	000	141234185	09/26/2025	HIGGINS OFFICE PRODU	1,217.50	ID Badge printer & accessories	
141	72710	599	000	141234186	09/26/2025	HY-COUNTRY HYDRAULIC	85.00		
141	72250	499	000	141234187	09/26/2025	IPROMOTEU	1,765.24	Office Supplies; HR Dept	
141	72610	454	000	141234188	09/26/2025	JOHNSON CITY UTILITY	536.41		
141	72610	454	000	141234188	09/26/2025	JOHNSON CITY UTILITY	32.73		
141	72610	454	000	141234188	09/26/2025	JOHNSON CITY UTILITY	1,746.69		
141	72610	454	000	141234188	09/26/2025	JOHNSON CITY UTILITY	213.10		
141	73400	599	000	141234189	09/26/2025	KAPLAN EARLY LEARNIN	7,864.95	JES Pre-K classroom materials	
141	72210	524	000	141234190	09/26/2025	LEARNING FORWARD	194.00		
141	72310	399	000	141234191	09/26/2025	LEWIS GROUP ARCHITEC	4,227.00	Security Upgrades	
141	72310	399	000	141234191	09/26/2025	LEWIS GROUP ARCHITEC	937.50		
141	72310	399	000	141234191	09/26/2025	LEWIS GROUP ARCHITEC	987.90		
141	72610	599	000	141234192	09/26/2025	LYONS, KIM	61.60		
141	72620	499	000	141234193	09/26/2025	MARTIN MARIETTA MATE	665.75		
141	72610	399	000	141234194	09/26/2025	MCCLAIN'S PEST CONTR	50.00		
141	71300	429	000	141234195	09/26/2025	MEADE TRACTOR	1,311.96	CTE Equipment; DCHS	
141	72120	399	000	141234196	09/26/2025	NASN	140.50		
141	72120	399	000	141234196	09/26/2025	NASN	140.50		
141	72120	399	000	141234196	09/26/2025	NASN	140.50		
141	72120	399	000	141234196	09/26/2025	NASN	140.50		
141	72220	499	000	141234197	09/26/2025	NCS PEARSON INC	379.64		
141	72410	499	000	141234198	09/26/2025	NELCO	395.40		
141	72250	499	000	141234199	09/26/2025	ODP BUSINESS SOLUTIO	864.76		
141	72250	499	000	141234199	09/26/2025	ODP BUSINESS SOLUTIO	144.69		
141	72250	499	000	141234199	09/26/2025	ODP BUSINESS SOLUTIO	920.90		
141	72250	499	000	141234199	09/26/2025	ODP BUSINESS SOLUTIO	1,012.27	Tech Dept Toners	
141	71100	206	000	141234200	09/26/2025	AMERICAN UNITED LIFE	1,500.00	Board Furnished Life Insurance	
141	71100	299	000	141234200	09/26/2025	AMERICAN UNITED LIFE	3,302.86		
141	71200	206	000	141234200	09/26/2025	AMERICAN UNITED LIFE	281.00		
141	71300	206	000	141234200	09/26/2025	AMERICAN UNITED LIFE	130.50		
141	72110	206	000	141234200	09/26/2025	AMERICAN UNITED LIFE	4.40		
141	72120	206	000	141234200	09/26/2025	AMERICAN UNITED LIFE	44.30		
141	72130	206	000	141234200	09/26/2025	AMERICAN UNITED LIFE	77.80		
141	72210	206	000	141234200	09/26/2025	AMERICAN UNITED LIFE	92.10		
141	72230	206	000	141234200	09/26/2025	AMERICAN UNITED LIFE	6.10		
141	72320	206	000	141234200	09/26/2025	AMERICAN UNITED LIFE	17.40		
141	72410	206	000	141234200	09/26/2025	AMERICAN UNITED LIFE	179.50		
141	72510	206	000	141234200	09/26/2025	AMERICAN UNITED LIFE	6.00		
141	72610	206	000	141234200	09/26/2025	AMERICAN UNITED LIFE	69.50		
141	72620	206	000	141234200	09/26/2025	AMERICAN UNITED LIFE	28.10		
141	72710	206	000	141234200	09/26/2025	AMERICAN UNITED LIFE	151.70		
141	72810	206	000	141234200	09/26/2025	AMERICAN UNITED LIFE	7.60		
141	72250	206	000	141234200	09/26/2025	AMERICAN UNITED LIFE	47.90		
141	72710	399	000	141234201	09/26/2025	PONDER AUTO REPAIR	111.88		
141	72610	399	000	141234202	09/26/2025	PREMIER FIRE PROTECT	450.00		
141	72250	499	000	141234203	09/26/2025	QUILL LLC	345.58		
141	72250	499	000	141234203	09/26/2025	QUILL LLC	304.73		
141	72250	499	000	141234203	09/26/2025	QUILL LLC	278.09		
141	72520	499	000	141234203	09/26/2025	QUILL LLC	30.59		
141	72520	499	000	141234203	09/26/2025	QUILL LLC	74.12		
141	72520	499	000	141234203	09/26/2025	QUILL LLC	15.83		
141	72250	499	000	141234204	09/26/2025	RAPTOR TECHNOLOGIES	1,450.00	Scanner; Tech Dept	

		CHECK CHECK							
<u>FND</u>	<u>ACCT</u>	<u>OBJ</u>	<u>PRJ</u>	<u>NUMBER</u>	<u>DATE</u>	<u>VENDOR</u>	<u>AMOUNT</u>		
141	72250	499	000	141234204	09/26/2025	RAPTOR TECHNOLOGIES	780.00	printer; Tech Dept	
141	71100	429	000	141234205	09/26/2025	SCHOOL SPECIALTY LLC	499.81		
141	71100	722	000	141234205	09/26/2025	SCHOOL SPECIALTY LLC	1,031.46	> CTE ISM Grant; Storage Cabinets; Sulphur Springs	
141	71100	722	000	141234205	09/26/2025	SCHOOL SPECIALTY LLC	5,302.51		
141	71100	499	000	141234206	09/26/2025	SULPHUR SPRINGS SCHO	960.00		
141	71300	429	000	141234207	09/26/2025	TCAT ELIZABETHTON	467.00		
141	71300	429	000	141234208	09/26/2025	TDCTE	100.00		
141	71100	217	000	141234209	09/26/2025	TENN CONSOLIDATED RE	5,058.58	Stabilization Rate	
141	72620	599	000	141234210	09/26/2025	TMH MIDSOUTH	234.42		
141	72620	599	000	141234210	09/26/2025	TMH MIDSOUTH	284.05		
141	72620	499	000	141234211	09/26/2025	TMS SOUTH	324.22		
141	72620	499	000	141234211	09/26/2025	TMS SOUTH	152.46		
141	72620	499	000	141234211	09/26/2025	TMS SOUTH	1,174.14	Plumbing Mtnc Materials	
141	72610	454	000	141234212	09/26/2025	TOWN OF JONESBOROUGH	38.00	Water/Sewer payments systemwide	
141	72610	454	000	141234212	09/26/2025	TOWN OF JONESBOROUGH	4,159.76		
141	72610	454	000	141234212	09/26/2025	TOWN OF JONESBOROUGH	136.05		
141	72610	454	000	141234212	09/26/2025	TOWN OF JONESBOROUGH	1,007.49		
141	72610	359	000	141234212	09/26/2025	TOWN OF JONESBOROUGH	125.00		
141	72610	359	000	141234212	09/26/2025	TOWN OF JONESBOROUGH	375.00		
141	72610	454	000	141234212	09/26/2025	TOWN OF JONESBOROUGH	93.99		
141	72610	454	000	141234212	09/26/2025	TOWN OF JONESBOROUGH	23.00		
141	72610	454	000	141234212	09/26/2025	TOWN OF JONESBOROUGH	50.13		
141	72610	454	000	141234212	09/26/2025	TOWN OF JONESBOROUGH	1,288.79		
141	72610	359	000	141234212	09/26/2025	TOWN OF JONESBOROUGH	750.00		
141	72610	454	000	141234212	09/26/2025	TOWN OF JONESBOROUGH	25.19		
141	72610	454	000	141234212	09/26/2025	TOWN OF JONESBOROUGH	31.25		
141	72610	454	000	141234212	09/26/2025	TOWN OF JONESBOROUGH	539.78		
141	72610	454	000	141234212	09/26/2025	TOWN OF JONESBOROUGH	493.37		
141	72610	499	000	141234213	09/26/2025	TRI CITY MOWER & SAW	4,062.27	Grounds Dept Mtnc Materials	
141	72220	499	000	141234215	09/26/2025	UNITED SEATING & MOB	5,625.00	SpEd classroom furniture	
141	72120	399	000	141234216	09/26/2025	UNITED WAY OF EAST T	200.00		
141	72710	599	000	141234217	09/26/2025	WASHINGTON COUNTY CO	31.00		
141	72710	599	000	141234217	09/26/2025	WASHINGTON COUNTY CO	31.00		
141	72710	729	000	141234218	09/26/2025	WESTERN EQUIPMENT FI	2,981.09	Mower Leases	
141	72230	355	000	141234229	09/29/2025	ALLEN, BRENNAN	95.00		
141	72230	355	000	141234229	09/29/2025	ALLEN, BRENNAN	380.80		
141	72230	355	000	141234230	09/29/2025	CHRISTIAN, AARON	60.00		
141	72230	355	000	141234230	09/29/2025	CHRISTIAN, AARON	315.00		
141	73300	499	000	141234231	09/29/2025	WASHINGTON COUNTY FO	478.80		
141	73300	499	000	141234231	09/29/2025	WASHINGTON COUNTY FO	3,216.21	SACCSnacks	
141	72620	499	000	141234232	09/30/2025	ALUMINUM & GLASS SYS	475.25		
141	71100	499	000	141234233	09/30/2025	AMAZON CAPITAL SERVI	84.00		
141	71100	499	000	141234233	09/30/2025	AMAZON CAPITAL SERVI	237.54		
141	72210	524	000	141234233	09/30/2025	AMAZON CAPITAL SERVI	172.06		
141	72210	524	000	141234233	09/30/2025	AMAZON CAPITAL SERVI	172.06		
141	72410	499	000	141234233	09/30/2025	AMAZON CAPITAL SERVI	86.42		
141	71100	429	000	141234233	09/30/2025	AMAZON CAPITAL SERVI	26.09		
141	71100	429	000	141234233	09/30/2025	AMAZON CAPITAL SERVI	43.36		
141	71100	429	000	141234233	09/30/2025	AMAZON CAPITAL SERVI	35.16		
141	71100	429	000	141234233	09/30/2025	AMAZON CAPITAL SERVI	64.87		
141	71100	429	000	141234233	09/30/2025	AMAZON CAPITAL SERVI	232.85		
141	71100	429	000	141234233	09/30/2025	AMAZON CAPITAL SERVI	201.14		
141	71100	429	000	141234233	09/30/2025	AMAZON CAPITAL SERVI	262.07		
141	71100	429	000	141234233	09/30/2025	AMAZON CAPITAL SERVI	297.34		
141	71100	429	000	141234233	09/30/2025	AMAZON CAPITAL SERVI	293.63		
141	71100	429	000	141234233	09/30/2025	AMAZON CAPITAL SERVI	296.89		

		CHECK CHECK							
<u>FND</u>	<u>ACCT</u>	<u>OBJ</u>	<u>PRJ</u>	<u>NUMBER</u>	<u>DATE</u>	<u>VENDOR</u>		<u>AMOUNT</u>	
141	71100	429	000	141234233	09/30/2025	AMAZON CAPITAL SERVI		293.61	
141	71100	429	000	141234233	09/30/2025	AMAZON CAPITAL SERVI		327.17	
141	71100	429	000	141234233	09/30/2025	AMAZON CAPITAL SERVI		310.84	
141	71100	429	000	141234233	09/30/2025	AMAZON CAPITAL SERVI		250.90	
141	71100	429	000	141234233	09/30/2025	AMAZON CAPITAL SERVI		125.96	
141	71100	429	000	141234233	09/30/2025	AMAZON CAPITAL SERVI		69.43	
141	71100	429	000	141234233	09/30/2025	AMAZON CAPITAL SERVI		299.25	
141	71100	429	000	141234233	09/30/2025	AMAZON CAPITAL SERVI		74.92	
141	71100	429	000	141234233	09/30/2025	AMAZON CAPITAL SERVI		220.26	
141	71100	429	000	141234233	09/30/2025	AMAZON CAPITAL SERVI		294.09	
141	71100	429	000	141234233	09/30/2025	AMAZON CAPITAL SERVI		273.67	
141	71100	429	000	141234233	09/30/2025	AMAZON CAPITAL SERVI		33.63	
141	71100	429	000	141234233	09/30/2025	AMAZON CAPITAL SERVI		496.21	
141	71100	429	000	141234234	09/30/2025	AMAZON CAPITAL SERVI		103.90	
141	71100	429	000	141234234	09/30/2025	AMAZON CAPITAL SERVI		19.98	
141	71100	429	000	141234234	09/30/2025	AMAZON CAPITAL SERVI		279.38	
141	71100	429	000	141234234	09/30/2025	AMAZON CAPITAL SERVI		155.68	
141	71100	429	000	141234234	09/30/2025	AMAZON CAPITAL SERVI		293.96	
141	71100	429	000	141234234	09/30/2025	AMAZON CAPITAL SERVI		275.54	
141	71100	429	000	141234234	09/30/2025	AMAZON CAPITAL SERVI		299.26	
141	71100	429	000	141234234	09/30/2025	AMAZON CAPITAL SERVI		293.94	
141	71100	429	000	141234234	09/30/2025	AMAZON CAPITAL SERVI		301.80	
141	71100	429	000	141234234	09/30/2025	AMAZON CAPITAL SERVI		9.50	
141	71100	429	000	141234234	09/30/2025	AMAZON CAPITAL SERVI		497.78	
141	71100	429	000	141234234	09/30/2025	AMAZON CAPITAL SERVI		143.08	
141	71100	429	000	141234234	09/30/2025	AMAZON CAPITAL SERVI		299.96	
141	71100	429	000	141234234	09/30/2025	AMAZON CAPITAL SERVI		288.52	
141	71100	429	000	141234234	09/30/2025	AMAZON CAPITAL SERVI		279.84	
141	71100	429	000	141234234	09/30/2025	AMAZON CAPITAL SERVI		302.46	
141	71100	429	000	141234234	09/30/2025	AMAZON CAPITAL SERVI		135.08	
141	71100	429	000	141234234	09/30/2025	AMAZON CAPITAL SERVI		90.24	
141	71100	429	000	141234234	09/30/2025	AMAZON CAPITAL SERVI		39.99	
141	71100	429	000	141234234	09/30/2025	AMAZON CAPITAL SERVI		19.60	
141	71100	429	000	141234234	09/30/2025	AMAZON CAPITAL SERVI		59.38	
141	71100	429	000	141234234	09/30/2025	AMAZON CAPITAL SERVI		237.40	
141	71100	429	000	141234234	09/30/2025	AMAZON CAPITAL SERVI		289.45	
141	71100	429	000	141234234	09/30/2025	AMAZON CAPITAL SERVI		230.90	
141	71100	429	000	141234234	09/30/2025	AMAZON CAPITAL SERVI		201.10	
141	71100	429	000	141234234	09/30/2025	AMAZON CAPITAL SERVI		294.57	
141	71100	429	000	141234234	09/30/2025	AMAZON CAPITAL SERVI		243.84	
141	71100	429	000	141234234	09/30/2025	AMAZON CAPITAL SERVI		296.89	
141	71100	429	000	141234234	09/30/2025	AMAZON CAPITAL SERVI		211.82	
141	71100	429	000	141234234	09/30/2025	AMAZON CAPITAL SERVI		281.81	
141	73300	499	000	141234235	09/30/2025	AMERICAN RED CROSS		40.00	
141	72710	599	000	141234236	09/30/2025	BANK CARD		625.00	
141	72130	499	000	141234237	09/30/2025	CAPITAL ONE		1,158.96	Counselor office supplies; systemwide
141	72210	499	000	141234237	09/30/2025	CAPITAL ONE		107.61	
141	72320	307	000	141234238	09/30/2025	COMCAST		108.86	
141	72230	355	000	141234239	09/30/2025	DBHS FFA		622.00	
141	72620	399	000	141234240	09/30/2025	EAGLE FIRE INC		531.24	
141	72620	499	000	141234242	09/30/2025	HSC BUILDING AUTOMAT		633.64	
141	71100	599	000	141234243	09/30/2025	MIND EDUCATION		2,500.00	ST math site renewal; Sulphur Springs
141	72620	499	000	141234244	09/30/2025	OLDE TOWNE LOCK & KE		75.00	
141	72310	599	000	141234245	09/30/2025	QUALITY TROPHY & ENG		18.00	
141	72310	599	000	141234246	09/30/2025	RIVERS, KIM		30.00	
141	72320	355	000	141234246	09/30/2025	RIVERS, KIM		107.10	

		CHECK CHECK								
END	ACCT	OBJ	PRJ	NUMBER	DATE	VENDOR	AMOUNT			
141	72320	399	000	141234247	09/30/2025	ROBERT J. YOUNG COMP	14,342.25	Systemwide Copier Leases		
141	72120	499	000	141234248	09/30/2025	SAM'S CLUB DIRECT	387.74			
141	72310	599	000	141234248	09/30/2025	SAM'S CLUB DIRECT	391.61			
141	72620	499	000	141234249	09/30/2025	SHARE CORPORATION	2,331.20	Chemical Solvents; Mtnce Dept		
141	72620	499	000	141234249	09/30/2025	SHARE CORPORATION	2,103.57			
141	72610	499	000	141234250	09/30/2025	SOUTHERN STATES CO-O	1,440.00	Grounds Mtnce Materials		
141	72610	499	000	141234250	09/30/2025	SOUTHERN STATES CO-O	1,581.40			
141	72610	499	000	141234250	09/30/2025	SOUTHERN STATES CO-O	263.76			
141	72620	499	000	141234251	09/30/2025	TMS SOUTH	2,321.35	Plumbing Mtnce Supplies		
141	72610	454	000	141234252	09/30/2025	TOWN OF JONESBOROUGH	1,236.62			
141	72610	454	000	141234252	09/30/2025	TOWN OF JONESBOROUGH	1,899.32			
141	72610	454	000	141234252	09/30/2025	TOWN OF JONESBOROUGH	1,038.46			
141	72620	499	000	141234253	09/30/2025	UNITED REFRIGERATION	2,479.22	HVAC Mtnce Materials		
141	72620	499	000	141234253	09/30/2025	UNITED REFRIGERATION	696.69			
141	72620	499	000	141234253	09/30/2025	UNITED REFRIGERATION	1,521.01			
141	72710	453	000	141234255	09/30/2025	VALLEY TRAILER REPAI	4,141.00	Grounds Dept Truck Rebuild Materials		
141	71100	299	000	141234256	09/30/2025	WALKER, JESSICA	135.00			
141	72220	499	000	141234257	09/30/2025	WESTERN PSYCHOLOGICA	248.60			
141	71100	299	000	141234258	09/30/2025	WHITAKER, LYNN	135.00			
141	72620	499	000	141234259	09/30/2025	WILLIAMS ELECTRIC SU	497.35			
141	72610	399	000	141234260	09/30/2025	WINGFIELD ENVIRONMEN	450.00			
141	71100	599	000	141234261	09/30/2025	WSCC P-16	375.00			
Totals for checks							1,452,418.37			

FUND SUMMARY

<u>FUND</u>	<u>DESCRIPTION</u>	<u>BALANCE SHEET</u>	<u>REVENUE</u>	<u>EXPENSE</u>	<u>TOTAL</u>
141	GENERAL PURPOSE SCHOOL	0.00	0.00	1,452,418.37	1,452,418.37
***	Fund Summary Totals ***	0.00	0.00	1,452,418.37	1,452,418.37

***** End of report *****

Account Level					2025-26	September 2025-26	2025-26	Encumbered	Unexpended	2025-26	
Fnd	T Acct	Obj	Prj	Loc	Prg Description	Budget	Monthly Activity	FYTD Activity	Amount	Balance - YTD Act	FYTD %
71100					REGULAR INSTRUCTION						
141	E	71100	429	000	00004 000 INSTRUCTIONAL SUPPLIES-BCES	0.00	3,008.75	3,008.75	0.00	-3,008.75	0.00
141	E	71100	429	000	00005 000 INSTRUCTIONAL SUPPLIES-BCMS	0.00	0.00	0.00	0.00	0.00	0.00
141	E	71100	429	000	00006 000 INSTRUCTIONAL SUPPLIES-GVES	0.00	4,636.88	4,636.88	0.00	-4,636.88	0.00
141	E	71100	429	000	00007 000 INSTRUCTIONAL SUPPLIES-FBES	0.00	2,355.03	2,355.03	0.00	-2,355.03	0.00
141	E	71100	429	000	00008 000 INSTRUCTIONAL SUPPLIES-GES	0.00	4,049.98	4,049.98	0.00	-4,049.98	0.00
141	E	71100	429	000	00009 000 INSTRUCTIONAL SUPPLIES-JES	0.00	690.44	690.44	0.00	-690.44	0.00
141	E	71100	429	000	00010 000 INSTRUCTIONAL SUPPLIES-JMS	0.00	0.00	0.00	0.00	0.00	0.00
141	E	71100	429	000	00011 000 INSTRUCTIONAL SUPPLIES-LES	0.00	2,310.00	2,310.00	0.00	-2,310.00	0.00
141	E	71100	429	000	00012 000 INSTRUCTIONAL SUPPLIES-SCES	0.00	595.63	595.63	0.00	-595.63	0.00
141	E	71100	429	000	00013 000 INSTRUCTIONAL SUPPLIES-SSES	0.00	4,006.70	4,006.70	0.00	-4,006.70	0.00
141	E	71100	429	000	00014 000 INSTRUCTIONAL SUPPLIES-WVES	0.00	975.79	975.79	0.00	-975.79	0.00
141	E	71100	429	000	00015 000 INSTRUCTIONAL SUPPLIES-DBHS	0.00	3,832.97	3,832.97	0.00	-3,832.97	0.00
141	E	71100	429	000	00016 000 INSTRUCTIONAL SUPPLIES-DCHS	0.00	4,283.18	4,283.18	0.00	-4,283.18	0.00
141	E	71100	429	000	00025 000 INSTRUCTIONAL SUPPLIES-RVES	0.00	7,605.34	7,605.34	0.00	-7,605.34	0.00
141	E	71100	449	000	00000 000 TEXTBOOKS	1,200,000.00	3,394.08	149,057.64	0.00	1,050,942.36	12.42
141	E	71100	499	000	00000 000 OTHER SUPPLIES AND MATERIALS	583,000.00	8,120.80	113,270.92	0.00	469,729.08	19.43
141	E	71100	499	000	00000 002 CTE ISM GRANT	0.00	0.00	0.00	0.00	0.00	0.00
141	E	71100	499	000	00000 003 Supplies-Summer Learning	0.00	0.00	0.00	0.00	0.00	0.00
141	E	71100	499	000	00000 005 SUPPLIES-STEM GRANTS	0.00	0.00	0.00	0.00	0.00	0.00
141	E	71100	499	000	00000 100 OTHER SUPPLIES-CIVICS GRANT	0.00	0.00	0.00	0.00	0.00	0.00
141	E	71100	499	000	00000 200 GRANT FUNDS	0.00	0.00	0.00	0.00	0.00	0.00
141	E	71100	499	000	00000 300 ETSU SLICE-SIUPPLIES	0.00	0.00	0.00	0.00	0.00	0.00
141	E	71100	499	000	00000 802 INSTR. SCIENCE CLASS SUPPLIES	24,000.00	403.34	1,896.44	0.00	22,103.56	7.90
141	E	71100	499	000	00002 000 OTHER SUPPLIES & MAT.-ASBURY	0.00	0.00	0.00	0.00	0.00	0.00
141	E	71100	499	000	00003 000 OTHER SUPPLIES & MAT.-MIDWAY	0.00	0.00	0.00	0.00	0.00	0.00
141	E	71100	499	000	00004 000 OTHER SUPPLIES & MAT.-BCES	0.00	0.00	1,229.08	0.00	-1,229.08	0.00
141	E	71100	499	000	00005 000 OTHER SUPPLIES & MAT.-BCMS	0.00	0.00	0.00	0.00	0.00	0.00
141	E	71100	499	000	00006 000 OTHER SUPPLIES & MAT.-GVES	0.00	0.00	3,075.16	0.00	-3,075.16	0.00
141	E	71100	499	000	00007 000 OTHER SUPPLIES & MAT.-FBES	0.00	0.00	3,144.98	0.00	-3,144.98	0.00
141	E	71100	499	000	00008 000 OTHER SUPPLIES & MAT.-GES	0.00	0.00	2,500.00	0.00	-2,500.00	0.00
141	E	71100	499	000	00009 000 OTHER SUPPLIES & MAT.-JES	0.00	0.00	1,132.40	0.00	-1,132.40	0.00
141	E	71100	499	000	00010 000 OTHER SUPPLIES & MAT.-JMS	0.00	0.00	0.00	0.00	0.00	0.00
141	E	71100	499	000	00011 000 OTHER SUPPLIES & MAT.-LES	0.00	0.00	0.00	0.00	0.00	0.00
141	E	71100	499	000	00012 000 OTHER SUPPLIES & MAT.-SCES	0.00	0.00	5,500.00	0.00	-5,500.00	0.00
141	E	71100	499	000	00013 000 OTHER SUPPLIES & MAT.-SSES	0.00	0.00	3,000.00	0.00	-3,000.00	0.00
141	E	71100	499	000	00014 000 OTHER SUPPLIES & MAT.-WVES	0.00	0.00	121.18	0.00	-121.18	0.00
141	E	71100	499	000	00015 000 OTHER SUPPLIES & MAT.-DBHS	0.00	7,641.78	8,541.65	0.00	-8,541.65	0.00
141	E	71100	499	000	00016 000 OTHER SUPPLIES & MAT.-DCHS	0.00	2,059.54	3,291.98	0.00	-3,291.98	0.00

Account Level		2025-26	September 2025-26	2025-26	Encumbered	Unexpended	2025-26
Fnd T Acct	Obj Prj Loc Prg Description	Budget	Monthly Activity	FYTD Activity	Amount	Balance - YTD Act	FYTD %
71200	SPECIAL EDUCATION PROGRAM						
141 E 71200 198 000 00000 000	NON-CERTIFIED SUBSTITUTE TEACH	65,000.00	0.00	0.00	0.00	65,000.00	0.00
141 E 71200 201 000 00000 000	SOCIAL SECURITY	326,646.00	24,232.20	33,104.14	0.00	293,541.86	10.13
141 E 71200 201 000 00000 912	SOCIAL SECURITY SPED PR	0.00	364.65	8.56	0.00	-8.56	0.00
141 E 71200 204 000 00000 000	STATE RETIREMENT	406,235.00	37,757.06	49,265.09	0.00	356,969.91	12.13
141 E 71200 204 000 00000 912	STATE RETIREMENT SPED PR	0.00	783.35	58.27	0.00	-58.27	0.00
141 E 71200 206 000 00000 000	LIFE INSURANCE	3,000.00	281.00	281.00	0.00	2,719.00	9.37
141 E 71200 207 000 00000 000	MEDICAL INSURANCE	720,230.00	90,398.50	90,398.50	0.00	629,831.50	12.55
141 E 71200 207 000 00000 912	MEDICAL INSURANCE SPED PR	0.00	0.00	0.00	0.00	0.00	0.00
141 E 71200 212 000 00000 000	EMPLOYER MEDICARE	76,393.00	5,667.21	7,742.10	0.00	68,650.90	10.13
141 E 71200 212 000 00000 912	MEDICARE SPED PR	0.00	85.28	2.00	0.00	-2.00	0.00
141 E 71200 299 000 00000 000	OTHER FRINGE BENEFITS	0.00	0.00	0.00	0.00	0.00	0.00
141 E 71200 399 000 00000 000	OTHER CONTRACTED SERVICES	0.00	0.00	0.00	0.00	0.00	0.00
141 E 71200 429 000 00000 000	INSTRUCTIONAL SUPPLIES & MATER	22,400.00	4,611.81	6,721.72	0.00	15,678.28	30.01
141 E 71200 429 000 00000 912	SUPPLIES AND MATERIALS SPED PR	0.00	0.00	0.00	0.00	0.00	0.00
141 E 71200 429 000 00002 000	INSTRUCTIONAL SUP. & MAT.-ASBU	0.00	0.00	0.00	0.00	0.00	0.00
141 E 71200 429 000 00003 000	INSTRUCTIONAL SUP. & MAT.-MIDW	0.00	0.00	0.00	0.00	0.00	0.00
141 E 71200 429 000 00004 000	INSTRUCTIONAL SUP. & MAT.-BCES	0.00	0.00	0.00	0.00	0.00	0.00
141 E 71200 429 000 00005 000	INSTRUCTIONAL SUP. & MAT.-BCMS	0.00	0.00	0.00	0.00	0.00	0.00
141 E 71200 429 000 00006 000	INSTRUCTIONAL SUP. & MAT.-GVES	0.00	0.00	0.00	0.00	0.00	0.00
141 E 71200 429 000 00007 000	INSTRUCTIONAL SUP. & MAT.-FBES	0.00	0.00	0.00	0.00	0.00	0.00
141 E 71200 429 000 00008 000	INSTRUCTIONAL SUP. & MAT.-GES	0.00	0.00	0.00	0.00	0.00	0.00
141 E 71200 429 000 00009 000	INSTRUCTIONAL SUP. & MAT.-JES	0.00	0.00	0.00	0.00	0.00	0.00
141 E 71200 429 000 00010 000	INSTRUCTIONAL SUP. & MAT.-JMS	0.00	0.00	0.00	0.00	0.00	0.00
141 E 71200 429 000 00011 000	INSTRUCTIONAL SUP. & MAT.-LES	0.00	0.00	0.00	0.00	0.00	0.00
141 E 71200 429 000 00012 000	INSTRUCTIONAL SUP. & MAT.-SCES	0.00	0.00	0.00	0.00	0.00	0.00
141 E 71200 429 000 00013 000	INSTRUCTIONAL SUP. & MAT.-SSES	0.00	0.00	0.00	0.00	0.00	0.00
141 E 71200 429 000 00014 000	INSTRUCTIONAL SUP. & MAT.-WVES	0.00	0.00	0.00	0.00	0.00	0.00
141 E 71200 429 000 00015 000	INSTRUCTIONAL SUP. & MAT.-DBHS	0.00	0.00	0.00	0.00	0.00	0.00
141 E 71200 429 000 00016 000	INSTRUCTIONAL SUP. & MAT.-DCHS	0.00	0.00	0.00	0.00	0.00	0.00
141 E 71200 429 000 00025 000	INSTRUCTIONAL SUP. & MAT.-RVES	0.00	0.00	0.00	0.00	0.00	0.00
141 E 71200 499 000 00000 000	OTHER SUPPLIES AND MATERIALS	0.00	0.00	6,377.10	0.00	-6,377.10	0.00
141 E 71200 499 000 00000 912	OTHER SUPPLIES SPED PR	0.00	0.00	0.00	0.00	0.00	0.00
141 E 71200 595 000 00000 000	INDIVIDUALIZED EDU. ACCOUNT	0.00	0.00	0.00	0.00	0.00	0.00
141 E 71200 599 000 00000 000	OTHER CHARGES	0.00	0.00	0.00	0.00	0.00	0.00
141 E 71200 --- --- ----- ---		6,823,382.00	584,682.24	751,734.62	0.00	6,071,647.38	11.02

Fnd T	Acct	Obj	Prj	Loc	Prg	Account Level Description	2025-26 Budget	September 2025-26 Monthly Activity	2025-26 FYTD Activity	Encumbered Amount	Unexpended Balance - YTD Act	2025-26 FYTD %
71300						VOCATIONAL EDUCATION PROGRAM						
141 E	71300	429	000	00012	000	INSTRUCTIONAL SUP. & MAT-SCES	0.00	0.00	0.00	0.00	0.00	0.00
141 E	71300	429	000	00013	000	INSTRUCTIONAL SUP. & MAT-SSES	0.00	0.00	0.00	0.00	0.00	0.00
141 E	71300	429	000	00014	000	INSTRUCTIONAL SUP. & MAT-WVES	0.00	0.00	0.00	0.00	0.00	0.00
141 E	71300	429	000	00015	000	INSTRUCTIONAL SUP. & MAT-DBHS	0.00	7,158.27	8,846.85	0.00	-8,846.85	0.00
141 E	71300	429	000	00016	000	INSTRUCTIONAL SUP. & MAT-DCHS	0.00	6,797.20	8,833.71	0.00	-8,833.71	0.00
141 E	71300	429	000	00025	000	INSTRUCTIONAL SUP. & MAT-RVES	0.00	0.00	0.00	0.00	0.00	0.00
141 E	71300	429	001	00000	000	SUPPLIES & MATERIALS_CTE GRANT	0.00	0.00	0.00	0.00	0.00	0.00
141 E	71300	471	000	00000	002	CTE ISM GRANT	0.00	0.00	0.00	0.00	0.00	0.00
141 E	71300	499	000	00000	002	OTHER SUPPLIES AND MATERIALS	0.00	0.00	0.00	0.00	0.00	0.00
141 E	71300	524	000	00000	002	CTE ISM GRANT	0.00	0.00	0.00	0.00	0.00	0.00
141 E	71300	599	000	00000	002	CTE ISM GRANT-OTHER CHARGES	0.00	0.00	0.00	0.00	0.00	0.00
141 E	71300	599	000	00000	050	DONATIONS-GIFTS	0.00	0.00	0.00	0.00	0.00	0.00
141 E	71300	718	000	00000	000	MOTOR VEHICLE	0.00	0.00	0.00	0.00	0.00	0.00
141 E	71300	730	000	00000	000	VOCATIONAL INSTRUCTION EQUIPME	22,000.00	3,199.00	3,199.00	0.00	18,801.00	14.54
141 E	71300	730	000	00000	002	CTE ISM GRANT-VOC. INSTRUC EQU	0.00	12,274.05	12,274.05	0.00	-12,274.05	0.00
141 E	71300	730	000	00002	000	VOCATIONAL INSTR EQUIP-ASB	0.00	0.00	0.00	0.00	0.00	0.00
141 E	71300	730	000	00003	000	VOCATIONAL INSTR EQUIP-MIDWAY	0.00	0.00	0.00	0.00	0.00	0.00
141 E	71300	730	000	00004	000	VOCATIONAL INSTR EQUIP-BCES	0.00	0.00	0.00	0.00	0.00	0.00
141 E	71300	730	000	00005	000	VOCATIONAL INSTR EQUIP-BCMS	0.00	0.00	0.00	0.00	0.00	0.00
141 E	71300	730	000	00006	000	VOCATIONAL INSTR EQUIP-GVES	0.00	0.00	0.00	0.00	0.00	0.00
141 E	71300	730	000	00007	000	VOCATIONAL INSTR EQUIP-FBES	0.00	0.00	0.00	0.00	0.00	0.00
141 E	71300	730	000	00008	000	VOCATIONAL INSTR EQUIP-GES	0.00	0.00	0.00	0.00	0.00	0.00
141 E	71300	730	000	00009	000	VOCATIONAL INSTR EQUIP-JES	0.00	0.00	0.00	0.00	0.00	0.00
141 E	71300	730	000	00010	000	VOCATIONAL INSTR EQUIP-JMS	0.00	0.00	0.00	0.00	0.00	0.00
141 E	71300	730	000	00011	000	VOCATIONAL INSTR EQUIP-LES	0.00	0.00	0.00	0.00	0.00	0.00
141 E	71300	730	000	00012	000	VOCATIONAL INSTR EQUIP-SCES	0.00	0.00	0.00	0.00	0.00	0.00
141 E	71300	730	000	00013	000	VOCATIONAL INSTR EQUIP-SSES	0.00	0.00	0.00	0.00	0.00	0.00
141 E	71300	730	000	00014	000	VOCATIONAL INSTR EQUIP-WVES	0.00	0.00	0.00	0.00	0.00	0.00
141 E	71300	730	000	00015	000	VOCATIONAL INSTR EQUIP-DBHS	0.00	0.00	0.00	0.00	0.00	0.00
141 E	71300	730	000	00016	000	VOCATIONAL INSTR EQUIP-DCHS	0.00	0.00	0.00	0.00	0.00	0.00
141 E	71300	730	000	00016	001	VOC. INSTRUC. EQUIP-SPARC	0.00	0.00	0.00	0.00	0.00	0.00
141 E	71300	730	000	00025	000	VOCATIONAL INSTR EQUIP-RVES	0.00	0.00	0.00	0.00	0.00	0.00
141 E	71300	---	---	-----	---		4,108,093.00	350,046.52	509,432.97	0.00	3,598,660.03	12.40

Account Level		2025-26	September 2025-26	2025-26	Encumbered	Unexpended	2025-26
Fnd T Acct	Obj Prj Loc Prg Description	Budget	Monthly Activity	FYTD Activity	Amount	Balance - YTD Act	FYTD %
72130	OTHER STUDENT SUPPORT						
141 E 72130 309 000 00000 000	CONTRACTS WITH GOVERNMENT AGEN	90,000.00	0.00	0.00	0.00	90,000.00	0.00
141 E 72130 310 000 00000 000	CONTRACTS W OTHER GOV. AGEN.	0.00	0.00	0.00	0.00	0.00	0.00
141 E 72130 322 000 00000 000	EVALUATION AND TESTING	70,000.00	0.00	0.00	0.00	70,000.00	0.00
141 E 72130 499 000 00000 000	OTHER SUPPLIES AND MATERIALS	32,200.00	1,464.25	10,025.13	0.00	22,174.87	31.13
141 E 72130 499 000 00002 000	OTHER SUPPLIES AND MAT.-ASB	0.00	0.00	0.00	0.00	0.00	0.00
141 E 72130 499 000 00003 000	OTHER SUPPLIES AND MAT.-MIDWAY	0.00	0.00	0.00	0.00	0.00	0.00
141 E 72130 499 000 00004 000	OTHER SUPPLIES AND MAT.-BCES	0.00	499.75	499.75	0.00	-499.75	0.00
141 E 72130 499 000 00005 000	OTHER SUPPLIES AND MAT.-BCMS	0.00	0.00	0.00	0.00	0.00	0.00
141 E 72130 499 000 00006 000	OTHER SUPPLIES AND MAT.-GVES	0.00	0.00	0.00	0.00	0.00	0.00
141 E 72130 499 000 00007 000	OTHER SUPPLIES AND MAT.-FBES	0.00	0.00	0.00	0.00	0.00	0.00
141 E 72130 499 000 00008 000	OTHER SUPPLIES AND MAT.-GES	0.00	0.00	0.00	0.00	0.00	0.00
141 E 72130 499 000 00009 000	OTHER SUPPLIES AND MAT.-JES	0.00	0.00	0.00	0.00	0.00	0.00
141 E 72130 499 000 00010 000	OTHER SUPPLIES AND MAT.-JMS	0.00	0.00	0.00	0.00	0.00	0.00
141 E 72130 499 000 00011 000	OTHER SUPPLIES AND MAT.-LES	0.00	0.00	0.00	0.00	0.00	0.00
141 E 72130 499 000 00012 000	OTHER SUPPLIES AND MAT.-SCES	0.00	0.00	0.00	0.00	0.00	0.00
141 E 72130 499 000 00013 000	OTHER SUPPLIES AND MAT.-SSES	0.00	0.00	0.00	0.00	0.00	0.00
141 E 72130 499 000 00014 000	OTHER SUPPLIES AND MAT.-WVES	0.00	0.00	0.00	0.00	0.00	0.00
141 E 72130 499 000 00015 000	OTHER SUPPLIES AND MAT.-DBHS	0.00	0.00	0.00	0.00	0.00	0.00
141 E 72130 499 000 00016 000	OTHER SUPPLIES AND MAT.-DCHS	0.00	300.00	300.00	0.00	-300.00	0.00
141 E 72130 499 000 00025 000	OTHER SUPPLIES AND MAT.-RVES	0.00	0.00	0.00	0.00	0.00	0.00
141 E 72130 524 000 00000 002	CTE-ISM Grant	0.00	0.00	1,969.50	0.00	-1,969.50	0.00
141 E 72130 790 000 00000 000	OTHER EQUIPMENT	28,000.00	0.00	0.00	0.00	28,000.00	0.00
141 E 72130 --- --- ----- ---		2,017,670.00	160,985.95	177,242.43	0.00	1,840,427.57	8.78
		=====	=====	=====	=====	=====	=====
72210	SUPPORT REGULAR INSTRUCTION						
141 E 72210 105 000 00000 000	SUPERVISOR/DIRECTOR	473,467.00	48,273.90	135,792.65	0.00	337,674.35	28.68
141 E 72210 105 003 00000 000	SUMMER PROGRAMS-LEARNING CAMPS	0.00	0.00	0.00	0.00	0.00	0.00
141 E 72210 117 000 00000 000	CAREER LADDER PROGRAM	0.00	0.00	0.00	0.00	0.00	0.00
141 E 72210 127 000 00000 000	CAREER LADDER EXTENDED CONTRAC	0.00	0.00	0.00	0.00	0.00	0.00
141 E 72210 129 000 00000 000	LIBRARIANS	868,703.00	66,161.13	66,161.13	0.00	802,541.87	7.62
141 E 72210 138 000 00000 000	TECHNOLOGY PERSONNEL	0.00	0.00	0.00	0.00	0.00	0.00
141 E 72210 162 000 00000 000	CLERICAL PERSONNEL	221,801.00	24,179.23	24,179.23	0.00	197,621.77	10.90
141 E 72210 189 000 00000 000	OTHER SALARIES & WAGES	0.00	0.00	0.00	0.00	0.00	0.00
141 E 72210 201 000 00000 000	SOCIAL SECURITY	96,966.00	8,092.13	13,518.30	0.00	83,447.70	13.94

Account Level		2025-26	September 2025-26	2025-26	Encumbered	Unexpended	2025-26
Fnd T Acct	Obj Prj Loc Prg Description	Budget	Monthly Activity	FYTD Activity	Amount	Balance - YTD Act	FYTD %
72230	SUPPORT VOCATIONAL EDUCATION -						
141 E 72230 336 000 00000 000	MAINTENANCE AND REPAIR SERVICE	10,000.00	0.00	0.00	0.00	10,000.00	0.00
141 E 72230 355 000 00000 000	TRAVEL	35,000.00	2,318.25	9,026.88	0.00	25,973.12	25.79
141 E 72230 399 001 00000 000	OTHER CONTR. SERVS-STEM MIDDLE	60,000.00	0.00	0.00	0.00	60,000.00	0.00
141 E 72230 499 000 00000 000	OTHER SUPPLIES AND MATERIALS	4,500.00	0.00	0.00	0.00	4,500.00	0.00
141 E 72230 --- --- ----- ---		236,027.00	12,821.17	36,375.46	0.00	199,651.54	15.41
		=====	=====	=====	=====	=====	=====
72250	SUPPORT EDUCATION TECHNOLOGY						
141 E 72250 105 000 00000 000	TECHNOLOGY SUPERVISOR	313,324.00	22,939.05	76,263.59	0.00	237,060.41	24.34
141 E 72250 121 000 00000 000	DATA PROCESSING PERSONNEL	181,192.00	13,731.24	48,059.34	0.00	133,132.66	26.52
141 E 72250 138 000 00000 000	INSTRUCTIONAL COMPUTER PERSONN	77,803.00	6,419.42	6,419.42	0.00	71,383.58	8.25
141 E 72250 161 000 00000 000	SECRETARY	0.00	0.00	0.00	0.00	0.00	0.00
141 E 72250 189 000 00000 000	OTHER SALARIES & WAGES	417,456.00	32,941.88	110,297.72	0.00	307,158.28	26.42
141 E 72250 201 000 00000 000	SOCIAL SECURITY	61,366.00	4,513.90	14,744.39	0.00	46,621.61	24.03
141 E 72250 204 000 00000 000	STATE RETIREMENT	130,551.00	9,166.59	28,215.03	0.00	102,335.97	21.61
141 E 72250 206 000 00000 000	LIFE INSURANCE	500.00	47.90	47.90	0.00	452.10	9.58
141 E 72250 207 000 00000 000	MEDICAL INSURANCE	128,846.00	12,796.40	12,796.40	0.00	116,049.60	9.93
141 E 72250 212 000 00000 000	EMPLOYER MEDICARE	14,352.00	1,055.67	3,448.30	0.00	10,903.70	24.03
141 E 72250 299 000 00000 000	OTHER FRINGE BENEFITS	0.00	0.00	0.00	0.00	0.00	0.00
141 E 72250 350 000 00000 000	INTERNET CONNECTIVITY FEE	145,000.00	6,626.00	19,878.00	0.00	125,122.00	13.71
141 E 72250 355 000 00000 000	TRAVEL	7,000.00	2,535.63	3,146.43	0.00	3,853.57	44.95
141 E 72250 399 000 00000 000	OTHER CONTRACTED SERVICES	550,000.00	13,937.00	450,980.66	0.00	99,019.34	82.00
141 E 72250 499 000 00000 000	OTHER SUPPLIES & MATERIALS	553,367.00	30,966.70	72,959.86	0.00	480,407.14	13.18
141 E 72250 524 440 00000 000	IN-SERVICE/STAFF DEVELOPMENT	0.00	0.00	0.00	0.00	0.00	0.00
141 E 72250 599 000 00000 000	OTHER CHARGES	0.00	0.00	0.00	0.00	0.00	0.00
141 E 72250 --- --- ----- ---		2,580,757.00	157,677.38	847,257.04	0.00	1,733,499.96	32.83
		=====	=====	=====	=====	=====	=====
72310	BOARD OF EDUCATION SERVICES						
141 E 72310 191 000 00000 000	BOARD AND COMMITTEE MEMBERS FE	41,700.00	3,475.00	10,425.00	0.00	31,275.00	25.00
141 E 72310 201 000 00000 000	SOCIAL SECURITY	2,585.00	143.61	574.51	0.00	2,010.49	22.22
141 E 72310 204 000 00000 000	STATE RETIREMENT	5,500.00	458.34	1,375.02	0.00	4,124.98	25.00

Account Level		2025-26	September 2025-26	2025-26	Encumbered	Unexpended	2025-26
Fnd T Acct	Obj Prj Loc Prg Description	Budget	Monthly Activity	FYTD Activity	Amount	Balance - YTD Act	FYTD %
72310	BOARD OF EDUCATION SERVICES						
141 E 72310 207 000 00000 000	MEDICAL INSURANCE	66,731.00	5,208.00	4,657.20	0.00	62,073.80	6.98
141 E 72310 212 000 00000 000	EMPLOYER MEDICARE	605.00	33.59	134.39	0.00	470.61	22.21
141 E 72310 305 000 00000 000	AUDIT SERVICES	60,000.00	0.00	0.00	0.00	60,000.00	0.00
141 E 72310 320 000 00000 000	DUES AND MEMBERSHIPS	33,669.00	0.00	3,000.00	0.00	30,669.00	8.91
141 E 72310 331 000 00000 000	LEGAL SERVICES	54,000.00	4,500.00	13,500.00	0.00	40,500.00	25.00
141 E 72310 355 000 00000 000	TRAVEL	23,000.00	12,375.90	14,494.39	0.00	8,505.61	63.02
141 E 72310 399 000 00000 000	OTHER CONTRACTED SERVICES	404,680.00	6,152.40	64,825.40	0.00	339,854.60	16.02
141 E 72310 502 000 00000 000	BUILDING & CONTENTS INSURANCE	131,000.00	0.00	579,998.00	0.00	-448,998.00	442.75
141 E 72310 506 000 00000 000	LIABILITY INSURANCE	139,600.00	0.00	84,126.00	0.00	55,474.00	60.26
141 E 72310 508 000 00000 000	PREMIUMS ON CORPORATE SURETY B	17,000.00	0.00	82,857.00	0.00	-65,857.00	487.39
141 E 72310 510 000 00000 000	TRUSTEE'S COMMISSION	680,000.00	31,095.84	72,018.27	0.00	607,981.73	10.59
141 E 72310 513 000 00000 000	WORKER'S COMPENSATION INSURANC	300,000.00	0.00	197,998.00	0.00	102,002.00	66.00
141 E 72310 599 000 00000 000	OTHER CHARGES	0.00	1,048.74	3,506.38	0.00	-3,506.38	0.00
		<u>1,960,070.00</u>	<u>64,491.42</u>	<u>1,133,489.56</u>	<u>0.00</u>	<u>826,580.44</u>	<u>57.83</u>
		=====	=====	=====	=====	=====	=====
72320	OFFICE OF THE DIRECTOR						
141 E 72320 101 000 00000 000	DIRECTOR OF SCHOOLS	165,000.00	13,750.00	41,250.00	0.00	123,750.00	25.00
141 E 72320 117 000 00000 000	CAREER LADDER PROGRAM	1,000.00	0.00	1,000.00	0.00	0.00	100.00
141 E 72320 127 000 00000 000	CAREER LADDER EXTENDED CONTRAC	0.00	0.00	0.00	0.00	0.00	0.00
141 E 72320 161 000 00000 000	SECRETARY(S)	378,664.00	30,762.17	108,120.12	0.00	270,543.88	28.55
141 E 72320 188 000 00000 000	BONUS	10,000.00	0.00	0.00	0.00	10,000.00	0.00
141 E 72320 189 000 00000 000	OTHER SALARIES & WAGES	49,795.00	3,763.24	13,171.34	0.00	36,623.66	26.45
141 E 72320 201 000 00000 000	SOCIAL SECURITY	37,476.00	2,766.37	9,912.85	0.00	27,563.15	26.45
141 E 72320 204 000 00000 000	STATE RETIREMENT	67,411.00	5,347.29	18,436.24	0.00	48,974.76	27.35
141 E 72320 206 000 00000 000	LIFE INSURANCE	200.00	17.40	17.40	0.00	182.60	8.70
141 E 72320 207 000 00000 000	MEDICAL INSURANCE	80,029.00	15,066.00	15,066.00	0.00	64,963.00	18.83
141 E 72320 212 000 00000 000	EMPLOYER MEDICARE	9,308.00	646.95	2,318.25	0.00	6,989.75	24.91
141 E 72320 299 000 00000 000	OTHER FRINGE BENEFITS	0.00	0.00	0.00	0.00	0.00	0.00
141 E 72320 307 000 00000 000	COMMUNICATION	75,000.00	5,691.84	15,500.86	0.00	59,499.14	20.67
141 E 72320 348 000 00000 000	POSTAL CHARGES	14,000.00	2,064.07	3,064.07	0.00	10,935.93	21.89
141 E 72320 355 000 00000 000	TRAVEL	10,000.00	3,098.80	4,090.98	0.00	5,909.02	40.91
141 E 72320 399 000 00000 000	OTHER CONTRACTED SERVICES	85,000.00	18,348.35	35,897.43	0.00	49,102.57	42.23
141 E 72320 435 000 00000 000	OFFICE SUPPLIES	5,000.00	0.00	808.59	0.00	4,191.41	16.17

Fnd T	Acct	Obj	Prj	Loc	Prg	Account Level Description	2025-26 Budget	September 2025-26 Monthly Activity	2025-26 FYTD Activity	Encumbered Amount	Unexpended Balance - YTD Act	2025-26 FYTD %
72320						OFFICE OF THE DIRECTOR						
141 E	72320	---	---	-----	---		987,883.00	101,322.48	268,654.13	0.00	719,228.87	27.19
							=====	=====	=====	=====	=====	=====
72410						OFFICE OF THE PRINCIPAL						
141 E	72410	104	000	00000	000	PRINCIPALS	1,239,375.00	91,986.30	272,031.32	0.00	967,343.68	21.95
141 E	72410	117	000	00000	000	CAREER LADDER PROGRAM	25,000.00	0.00	0.00	0.00	25,000.00	0.00
141 E	72410	127	000	00000	000	CAREER LADDER EXTENDED CONTRAC	0.00	0.00	0.00	0.00	0.00	0.00
141 E	72410	139	000	00000	000	ASSISTANT PRINCIPALS	1,477,400.00	123,232.70	122,182.85	0.00	1,355,217.15	8.27
141 E	72410	161	000	00000	000	SECRETARY(S)	963,919.00	85,661.62	130,393.94	0.00	833,525.06	13.53
141 E	72410	162	000	00000	000	SECRETARIES & BOOKKEEPERS	0.00	0.00	0.00	0.00	0.00	0.00
141 E	72410	189	000	00000	000	OTHER SALARIES & WAGES	168,799.00	14,918.80	42,783.82	0.00	126,015.18	25.35
141 E	72410	201	000	00000	000	SOCIAL SECURITY	240,219.00	18,950.76	34,614.54	0.00	205,604.46	14.41
141 E	72410	204	000	00000	000	STATE RETIREMENT	307,606.00	26,185.60	46,149.80	0.00	261,456.20	15.00
141 E	72410	206	000	00000	000	LIFE INSURANCE	1,800.00	179.50	179.50	0.00	1,620.50	9.97
141 E	72410	207	000	00000	000	MEDICAL INSURANCE	610,031.00	56,242.00	56,242.00	0.00	553,789.00	9.22
141 E	72410	212	000	00000	000	EMPLOYER MEDICARE	56,180.00	4,431.98	8,095.28	0.00	48,084.72	14.41
141 E	72410	299	000	00000	000	OTHER FRINGE BENEFITS	0.00	0.00	0.00	0.00	0.00	0.00
141 E	72410	307	000	00000	000	COMMUNICATION	25,000.00	0.00	0.00	0.00	25,000.00	0.00
141 E	72410	307	000	00002	000	COMMUNICATION-ASBURY	0.00	0.00	0.00	0.00	0.00	0.00
141 E	72410	307	000	00003	000	COMMUNICATION-MIDWAY	0.00	0.00	0.00	0.00	0.00	0.00
141 E	72410	307	000	00004	000	COMMUNICATION-BCES	0.00	0.00	0.00	0.00	0.00	0.00
141 E	72410	307	000	00005	000	COMMUNICATION-BCMS	0.00	0.00	0.00	0.00	0.00	0.00
141 E	72410	307	000	00006	000	COMMUNICATION-GVES	0.00	0.00	0.00	0.00	0.00	0.00
141 E	72410	307	000	00007	000	COMMUNICATION-FBES	0.00	0.00	0.00	0.00	0.00	0.00
141 E	72410	307	000	00008	000	COMMUNICATION-GES	0.00	0.00	0.00	0.00	0.00	0.00
141 E	72410	307	000	00009	000	COMMUNICATION-JES	0.00	0.00	0.00	0.00	0.00	0.00
141 E	72410	307	000	00010	000	COMMUNICATION-JMS	0.00	0.00	0.00	0.00	0.00	0.00
141 E	72410	307	000	00011	000	COMMUNICATION-LES	0.00	0.00	0.00	0.00	0.00	0.00
141 E	72410	307	000	00012	000	COMMUNICATION-SCES	0.00	0.00	0.00	0.00	0.00	0.00
141 E	72410	307	000	00013	000	COMMUNICATION-SSES	0.00	0.00	0.00	0.00	0.00	0.00
141 E	72410	307	000	00014	000	COMMUNICATION-WVES	0.00	0.00	0.00	0.00	0.00	0.00
141 E	72410	307	000	00015	000	COMMUNICATION-DBHS	0.00	0.00	0.00	0.00	0.00	0.00
141 E	72410	307	000	00016	000	COMMUNICATION-DCHS	0.00	0.00	0.00	0.00	0.00	0.00
141 E	72410	307	000	00025	000	COMMUNICATION-RVES	0.00	0.00	0.00	0.00	0.00	0.00
141 E	72410	355	000	00000	000	TRAVEL	7,000.00	212.10	769.30	0.00	6,230.70	10.99
141 E	72410	499	000	00000	000	OTHER SUPPLIES AND MATERIALS	71,500.00	0.00	0.00	0.00	71,500.00	0.00

Account Level					2025-26	September 2025-26	2025-26	Encumbered	Unexpended	2025-26
Fnd T Acct	Obj Prj Loc	Prg	Description		Budget	Monthly Activity	FYTD Activity	Amount	Balance - YTD Act	FYTD %
72410	OFFICE OF THE PRINCIPAL									
141 E 72410 499 000 00002 000	OTHER SUPP. & MATERIALS-ASBURY				0.00	0.00	0.00	0.00	0.00	0.00
141 E 72410 499 000 00003 000	OTHER SUPP. & MATERIALS-MIDWAY				0.00	0.00	0.00	0.00	0.00	0.00
141 E 72410 499 000 00004 000	OTHER SUPP. & MATERIALS-BCES				0.00	359.97	359.97	0.00	-359.97	0.00
141 E 72410 499 000 00005 000	OTHER SUPP. & MATERIALS-BCMS				0.00	0.00	0.00	0.00	0.00	0.00
141 E 72410 499 000 00006 000	OTHER SUPP. & MATERIALS-GVES				0.00	186.60	186.60	0.00	-186.60	0.00
141 E 72410 499 000 00007 000	OTHER SUPP. & MATERIALS-FBES				0.00	394.77	394.77	0.00	-394.77	0.00
141 E 72410 499 000 00008 000	OTHER SUPP. & MATERIALS-GES				0.00	357.01	357.01	0.00	-357.01	0.00
141 E 72410 499 000 00009 000	OTHER SUPP. & MATERIALS-JES				0.00	398.41	398.41	0.00	-398.41	0.00
141 E 72410 499 000 00010 000	OTHER SUPP. & MATERIALS-JMS				0.00	0.00	0.00	0.00	0.00	0.00
141 E 72410 499 000 00011 000	OTHER SUPP. & MATERIALS-LES				0.00	86.42	86.42	0.00	-86.42	0.00
141 E 72410 499 000 00012 000	OTHER SUPP. & MATERIALS-SCES				0.00	389.08	389.08	0.00	-389.08	0.00
141 E 72410 499 000 00013 000	OTHER SUPP. & MATERIALS-SSES				0.00	0.00	0.00	0.00	0.00	0.00
141 E 72410 499 000 00014 000	OTHER SUPP. & MATERIALS-WVES				0.00	412.72	412.72	0.00	-412.72	0.00
141 E 72410 499 000 00015 000	OTHER SUPP. & MATERIALS-DBHS				0.00	0.00	0.00	0.00	0.00	0.00
141 E 72410 499 000 00016 000	OTHER SUPP. & MATERIALS-DCHS				0.00	395.40	395.40	0.00	-395.40	0.00
141 E 72410 499 000 00025 000	OTHER SUPP. & MATERIALS-RVES				0.00	0.00	0.00	0.00	0.00	0.00
141 E 72410 599 000 00000 000	OTHER CHARGES				65,000.00	0.00	65,000.00	0.00	0.00	100.00
141 E 72410 599 000 00000 001	OTHER CHARGES-PEPSI SPONSOR				33,443.00	0.00	0.00	0.00	33,443.00	0.00
141 E 72410 599 000 00000 002	OTHER CHARGES-PEPSI SCOREBOARD				10,000.00	0.00	0.00	0.00	10,000.00	0.00
141 E 72410 599 000 00000 003	OTHER CHARGES-PEPSI SCHOLARSHI				10,000.00	0.00	0.00	0.00	10,000.00	0.00
141 E 72410 --- --- --- ---					5,312,272.00	424,981.74	781,422.73	0.00	4,530,849.27	14.71
=====										
72510	FISCAL SERVICES									
141 E 72510 105 000 00000 000	SUPERVISOR/DIRECTOR				269,976.00	20,650.10	72,275.35	0.00	197,700.65	26.77
141 E 72510 119 000 00000 000	ACCOUNTING STAFF				189,820.00	14,416.00	50,456.00	0.00	139,364.00	26.58
141 E 72510 162 000 00000 000	ACCOUNTING CLERK				0.00	0.00	0.00	0.00	0.00	0.00
141 E 72510 201 000 00000 000	SOCIAL SECURITY				28,507.00	2,031.60	7,466.87	0.00	21,040.13	26.19
141 E 72510 204 000 00000 000	STATE RETIREMENT				60,647.00	4,625.22	16,188.27	0.00	44,458.73	26.69
141 E 72510 206 000 00000 000	LIFE INSURANCE				100.00	6.00	6.00	0.00	94.00	6.00
141 E 72510 207 000 00000 000	MEDICAL INSURANCE				54,443.00	8,010.80	8,010.80	0.00	46,432.20	14.71
141 E 72510 212 000 00000 000	EMPLOYER MEDICARE				6,667.00	475.14	1,746.32	0.00	4,920.68	26.19
141 E 72510 355 000 00000 000	TRAVEL				2,400.00	895.30	1,103.90	0.00	1,296.10	46.00
141 E 72510 399 000 00000 000	OTHER CONTRACTED SERVICES				12,000.00	3,750.00	3,750.00	0.00	8,250.00	31.25
141 E 72510 499 000 00000 000	OTHER SUPPLIES AND MATERIALS				15,300.00	491.52	1,331.55	0.00	13,968.45	8.70

Account Level						2025-26	September 2025-26	2025-26	Encumbered	Unexpended	2025-26
Fnd T Acct	Obj Prj Loc	Prg	Description	Budget	Monthly Activity	FYTD Activity	Amount	Balance - YTD Act	FYTD %		
72510 FISCAL SERVICES											
141 E 72510	---	---	-----								
				639,860.00	55,351.68	162,335.06	0.00	477,524.94	25.37		
72520 HUMAN RESOURCES											
141 E 72520	105	000	00000 000	DIRECTOR	152,637.00	16,610.36	53,508.33	0.00	99,128.67	35.06	
141 E 72520	188	000	00000 000	BONUS	0.00	0.00	0.00	0.00	0.00	0.00	
141 E 72520	189	000	00000 000	OTHER SALARIES AND WAGES	103,729.00	8,257.56	28,901.46	0.00	74,827.54	27.86	
141 E 72520	201	000	00000 000	SOCIAL SECURITY	15,895.00	1,387.78	4,955.37	0.00	10,939.63	31.18	
141 E 72520	204	000	00000 000	STATE RETIREMENT	22,489.00	2,598.69	8,828.39	0.00	13,660.61	39.26	
141 E 72520	206	000	00000 000	LIFE INSURANCE	200.00	0.00	0.00	0.00	200.00	0.00	
141 E 72520	207	000	00000 000	MEDICAL INSURANCE	60,347.00	6,100.80	6,100.80	0.00	54,246.20	10.11	
141 E 72520	212	000	00000 000	MEDICARE	3,717.00	324.54	1,158.89	0.00	2,558.11	31.18	
141 E 72520	355	000	00000 000	BOARD TRAVEL	2,000.00	0.00	0.00	0.00	2,000.00	0.00	
141 E 72520	399	000	00000 000	OTHER CONTRACTED SERVICE	0.00	0.00	0.00	0.00	0.00	0.00	
141 E 72520	499	000	00000 000	OTHER SUPPLIES AND MATERIALS	1,000.00	370.85	1,017.91	0.00	-17.91	101.79	
141 E 72520	---	---	-----		362,014.00	35,650.58	104,471.15	0.00	257,542.85	28.86	
72610 OPERATION OF PLANT											
141 E 72610	166	000	00000 000	CUSTODIAL PERSONNEL	1,227,850.00	83,373.00	292,919.82	0.00	934,930.18	23.86	
141 E 72610	189	000	00000 000	OTHER SALARIES & WAGES	330,220.00	27,589.15	97,205.53	0.00	233,014.47	29.44	
141 E 72610	201	000	00000 000	SOCIAL SECURITY	96,600.00	6,512.19	23,820.19	0.00	72,779.81	24.66	
141 E 72610	204	000	00000 000	STATE RETIREMENT	205,509.00	12,669.38	44,568.87	0.00	160,940.13	21.69	
141 E 72610	206	000	00000 000	LIFE INSURANCE	700.00	69.50	69.50	0.00	630.50	9.93	
141 E 72610	207	000	00000 000	MEDICAL INSURANCE	290,467.00	29,455.74	29,455.74	0.00	261,011.26	10.14	
141 E 72610	212	000	00000 000	EMPLOYER MEDICARE	22,592.00	1,523.03	5,570.95	0.00	17,021.05	24.66	
141 E 72610	328	000	00000 000	JANITORIAL SERVICES	1,776,796.00	0.00	4,564.04	0.00	1,772,231.96	0.26	
141 E 72610	328	000	00002 000	JANITORIAL SERVICES-ASBURY	0.00	0.00	0.00	0.00	0.00	0.00	
141 E 72610	328	000	00003 000	JANITORIAL SERVICES-MIDWAY	0.00	0.00	0.00	0.00	0.00	0.00	
141 E 72610	328	000	00004 000	JANITORIAL SERVICES-BCES	0.00	17,680.24	53,040.72	0.00	-53,040.72	0.00	
141 E 72610	328	000	00005 000	JANITORIAL SERVICES-BCMS	0.00	0.00	0.00	0.00	0.00	0.00	
141 E 72610	328	000	00006 000	JANITORIAL SERVICES-GVES	0.00	11,512.72	34,538.16	0.00	-34,538.16	0.00	

Account Level		2025-26	September 2025-26	2025-26	Encumbered	Unexpended	2025-26
Fnd T Acct	Obj Prj Loc Prg Description	Budget	Monthly Activity	FYTD Activity	Amount	Balance - YTD Act	FYTD %
72610	OPERATION OF PLANT						
141 E 72610 399 000 00011 000	OTHER CONTRACTED SERVICE LES	0.00	2,792.65	3,547.65	0.00	-3,547.65	0.00
141 E 72610 399 000 00012 000	OTHER CONTRACTED SERVICE SCES	0.00	188.99	932.88	0.00	-932.88	0.00
141 E 72610 399 000 00013 000	OTHER CONTRACTED SERVICE SSES	0.00	370.00	2,845.00	0.00	-2,845.00	0.00
141 E 72610 399 000 00014 000	OTHER CONTRACTED SERVICE WVES	0.00	369.99	896.00	0.00	-896.00	0.00
141 E 72610 399 000 00015 000	OTHER CONTRACTED SERVICE DBHS	0.00	105.69	615.69	0.00	-615.69	0.00
141 E 72610 399 000 00016 000	OTHER CONTRACTED SERVICE DCHS	0.00	2,268.39	4,728.39	0.00	-4,728.39	0.00
141 E 72610 399 000 00025 000	OTHER CONTRACTED SERVICE RVES	0.00	0.00	796.50	0.00	-796.50	0.00
141 E 72610 410 000 00000 000	CUSTODIAL SUPPLIES	136,500.00	1,111.47	3,121.09	0.00	133,378.91	2.29
141 E 72610 410 000 00002 000	CUSTODIAL SUPPLIES-ASBURY	0.00	0.00	0.00	0.00	0.00	0.00
141 E 72610 410 000 00003 000	CUSTODIAL SUPPLIES-MIDWAY	0.00	675.98	675.98	0.00	-675.98	0.00
141 E 72610 410 000 00004 000	CUSTODIAL SUPPLIES-BCES	0.00	1,717.31	4,206.44	0.00	-4,206.44	0.00
141 E 72610 410 000 00005 000	CUSTODIAL SUPPLIES-BCMS	0.00	0.00	0.00	0.00	0.00	0.00
141 E 72610 410 000 00006 000	CUSTODIAL SUPPLIES-GVES	0.00	1,571.36	2,306.67	0.00	-2,306.67	0.00
141 E 72610 410 000 00007 000	CUSTODIAL SUPPLIES-FBES	0.00	0.00	0.00	0.00	0.00	0.00
141 E 72610 410 000 00008 000	CUSTODIAL SUPPLIES-GES	0.00	0.00	1,133.83	0.00	-1,133.83	0.00
141 E 72610 410 000 00009 000	CUSTODIAL SUPPLIES-JES	0.00	0.00	1,547.37	0.00	-1,547.37	0.00
141 E 72610 410 000 00010 000	CUSTODIAL SUPPLIES-JMS	0.00	0.00	0.00	0.00	0.00	0.00
141 E 72610 410 000 00011 000	CUSTODIAL SUPPLIES-LES	0.00	1,042.21	1,042.21	0.00	-1,042.21	0.00
141 E 72610 410 000 00012 000	CUSTODIAL SUPPLIES-SCES	0.00	0.00	912.54	0.00	-912.54	0.00
141 E 72610 410 000 00013 000	CUSTODIAL SUPPLIES-SSES	0.00	904.34	904.34	0.00	-904.34	0.00
141 E 72610 410 000 00014 000	CUSTODIAL SUPPLIES-WVES	0.00	0.00	1,418.46	0.00	-1,418.46	0.00
141 E 72610 410 000 00015 000	CUSTODIAL SUPPLIES-DBHS	0.00	3,409.29	3,409.29	0.00	-3,409.29	0.00
141 E 72610 410 000 00016 000	CUSTODIAL SUPPLIES-DCHS	0.00	0.00	2,503.23	0.00	-2,503.23	0.00
141 E 72610 410 000 00025 000	CUSTODIAL SUPPLIES-RVES	0.00	1,312.54	4,915.99	0.00	-4,915.99	0.00
141 E 72610 415 000 00000 000	ELECTRICITY	1,929,705.00	10,466.15	30,465.42	0.00	1,899,239.58	1.58
141 E 72610 415 000 00002 000	ELECTRICITY-ASBURY	0.00	1,626.95	5,025.63	0.00	-5,025.63	0.00
141 E 72610 415 000 00003 000	ELECTRICITY-MIDWAY	0.00	1,056.25	3,141.80	0.00	-3,141.80	0.00
141 E 72610 415 000 00004 000	ELECTRICITY-BCES	0.00	20,230.20	55,884.96	0.00	-55,884.96	0.00
141 E 72610 415 000 00005 000	ELECTRICITY-BCMS	0.00	0.00	0.00	0.00	0.00	0.00
141 E 72610 415 000 00006 000	ELECTRICITY-GVES	0.00	16,828.43	43,927.81	0.00	-43,927.81	0.00
141 E 72610 415 000 00007 000	ELECTRICITY-FBES	0.00	5,606.86	14,508.07	0.00	-14,508.07	0.00
141 E 72610 415 000 00008 000	ELECTRICITY-GES	0.00	10,356.75	27,625.74	0.00	-27,625.74	0.00
141 E 72610 415 000 00009 000	ELECTRICITY-JES	0.00	15,968.44	45,017.73	0.00	-45,017.73	0.00
141 E 72610 415 000 00010 000	ELECTRICITY-JMS	0.00	2,688.69	11,335.04	0.00	-11,335.04	0.00
141 E 72610 415 000 00011 000	ELECTRICITY-LES	0.00	13,945.72	38,016.37	0.00	-38,016.37	0.00
141 E 72610 415 000 00012 000	ELECTRICITY-SCES	0.00	7,484.82	19,276.89	0.00	-19,276.89	0.00
141 E 72610 415 000 00013 000	ELECTRICITY-SSES	0.00	9,346.49	25,338.95	0.00	-25,338.95	0.00
141 E 72610 415 000 00014 000	ELECTRICITY-WVES	0.00	7,480.04	32,130.39	0.00	-32,130.39	0.00

Account Level					2025-26	September 2025-26	2025-26	Encumbered	Unexpended	2025-26			
Fnd	T	Acct	Obj	Prj	Loc	Prg	Description	Budget	Monthly Activity	FYTD Activity	Amount	Balance - YTD Act	FYTD %
72610							OPERATION OF PLANT						
141	E	72610	415	000	00015	000	ELECTRICITY-DBHS	0.00	62,115.54	112,738.45	0.00	-112,738.45	0.00
141	E	72610	415	000	00016	000	ELECTRICITY-DCHS	0.00	0.00	50,327.68	0.00	-50,327.68	0.00
141	E	72610	415	000	00025	000	ELECTRICITY-RVES	0.00	14,193.42	25,348.85	0.00	-25,348.85	0.00
141	E	72610	434	000	00000	000	NATURAL GAS	129,400.00	203.54	618.80	0.00	128,781.20	0.48
141	E	72610	434	000	00002	000	NATURAL GAS-ASBURY	0.00	0.00	0.00	0.00	0.00	0.00
141	E	72610	434	000	00003	000	NATURAL GAS-MIDWAY	0.00	0.00	0.00	0.00	0.00	0.00
141	E	72610	434	000	00004	000	NATURAL GAS-BCES	0.00	163.07	314.76	0.00	-314.76	0.00
141	E	72610	434	000	00005	000	NATURAL GAS-BCMS	0.00	0.00	0.00	0.00	0.00	0.00
141	E	72610	434	000	00006	000	NATURAL GAS-GVES	0.00	0.00	0.00	0.00	0.00	0.00
141	E	72610	434	000	00007	000	NATURAL GAS-FBES	0.00	0.00	0.00	0.00	0.00	0.00
141	E	72610	434	000	00008	000	NATURAL GAS-GES	0.00	0.00	0.00	0.00	0.00	0.00
141	E	72610	434	000	00009	000	NATURAL GAS-JES	0.00	457.51	850.11	0.00	-850.11	0.00
141	E	72610	434	000	00010	000	NATURAL GAS-JMS	0.00	50.25	150.75	0.00	-150.75	0.00
141	E	72610	434	000	00011	000	NATURAL GAS-LES	0.00	0.00	0.00	0.00	0.00	0.00
141	E	72610	434	000	00012	000	NATURAL GAS-SCES	0.00	0.00	0.00	0.00	0.00	0.00
141	E	72610	434	000	00013	000	NATURAL GAS-SSES	0.00	0.00	0.00	0.00	0.00	0.00
141	E	72610	434	000	00014	000	NATURAL GAS-WVES	0.00	0.00	0.00	0.00	0.00	0.00
141	E	72610	434	000	00015	000	NATURAL GAS-DBHS	0.00	800.23	800.23	0.00	-800.23	0.00
141	E	72610	434	000	00016	000	NATURAL GAS-DCHS	0.00	2,100.92	7,308.43	0.00	-7,308.43	0.00
141	E	72610	434	000	00025	000	NATURAL GAS-RVES	0.00	0.00	0.00	0.00	0.00	0.00
141	E	72610	454	000	00000	000	WATER AND SEWER	266,832.00	183.67	4,832.69	0.00	261,999.31	1.81
141	E	72610	454	000	00002	000	WATER & SEWER-ASBURY	0.00	536.41	1,321.45	0.00	-1,321.45	0.00
141	E	72610	454	000	00003	000	WATER & SEWER-MIDWAY	0.00	32.73	71.07	0.00	-71.07	0.00
141	E	72610	454	000	00004	000	WATER & SEWER-BCES	0.00	3,178.88	6,490.32	0.00	-6,490.32	0.00
141	E	72610	454	000	00005	000	WATER & SEWER-BCMS	0.00	0.00	0.00	0.00	0.00	0.00
141	E	72610	454	000	00006	000	WATER & SEWER-GVES	0.00	1,935.36	3,006.68	0.00	-3,006.68	0.00
141	E	72610	454	000	00007	000	WATER & SEWER-FBES	0.00	150.40	553.38	0.00	-553.38	0.00
141	E	72610	454	000	00008	000	WATER & SEWER-GES	0.00	1,959.79	3,100.07	0.00	-3,100.07	0.00
141	E	72610	454	000	00009	000	WATER & SEWER-JES	0.00	2,561.90	3,298.42	0.00	-3,298.42	0.00
141	E	72610	454	000	00010	000	WATER & SEWER-JMS	0.00	0.00	366.59	0.00	-366.59	0.00
141	E	72610	454	000	00011	000	WATER & SEWER-LES	0.00	4,197.76	7,428.70	0.00	-7,428.70	0.00
141	E	72610	454	000	00012	000	WATER & SEWER-SCES	0.00	393.98	649.18	0.00	-649.18	0.00
141	E	72610	454	000	00013	000	WATER & SEWER-SSES	0.00	1,556.66	3,808.05	0.00	-3,808.05	0.00
141	E	72610	454	000	00014	000	WATER & SEWER-WVES	0.00	1,033.15	1,813.31	0.00	-1,813.31	0.00
141	E	72610	454	000	00015	000	WATER & SEWER-DBHS	0.00	5,959.55	9,651.93	0.00	-9,651.93	0.00
141	E	72610	454	000	00016	000	WATER & SEWER-DCHS	0.00	7,817.46	10,112.59	0.00	-10,112.59	0.00
141	E	72610	454	000	00025	000	WATER & SEWER-RVES	0.00	1,485.58	4,494.37	0.00	-4,494.37	0.00
141	E	72610	499	000	00000	000	OTHER SUPPLIES AND MATERIALS	96,289.00	16,154.89	29,847.67	0.00	66,441.33	31.00

Account Level				2025-26	September 2025-26	2025-26	Encumbered	Unexpended	2025-26
Fnd T Acct	Obj Prj Loc	Prg	Description	Budget	Monthly Activity	FYTD Activity	Amount	Balance - YTD Act	FYTD %
72620	MAINTENANCE OF PLANT								
141 E 72620 499 000 00007 000	OTHER SUPPLIES & MAT. FBES			0.00	0.00	0.00	0.00	0.00	0.00
141 E 72620 499 000 00008 000	OTHER SUPPLIES & MAT. GES			0.00	0.00	0.00	0.00	0.00	0.00
141 E 72620 499 000 00009 000	OTHER SUPPLIES & MAT. JES			0.00	0.00	0.00	0.00	0.00	0.00
141 E 72620 499 000 00010 000	OTHER SUPPLIES & MAT. JMS			0.00	0.00	0.00	0.00	0.00	0.00
141 E 72620 499 000 00011 000	OTHER SUPPLIES & MAT. LES			0.00	0.00	0.00	0.00	0.00	0.00
141 E 72620 499 000 00012 000	OTHER SUPPLIES & MAT. SCES			0.00	0.00	0.00	0.00	0.00	0.00
141 E 72620 499 000 00013 000	OTHER SUPPLIES & MAT. SSES			0.00	0.00	0.00	0.00	0.00	0.00
141 E 72620 499 000 00014 000	OTHER SUPPLIES & MAT. WVES			0.00	0.00	0.00	0.00	0.00	0.00
141 E 72620 499 000 00015 000	OTHER SUPPLIES & MAT. DBHS			0.00	0.00	0.00	0.00	0.00	0.00
141 E 72620 499 000 00016 000	OTHER SUPPLIES & MAT. DCHS			0.00	0.00	0.00	0.00	0.00	0.00
141 E 72620 499 000 00025 000	OTHER SUPPLIES & MAT. RVES			0.00	0.00	0.00	0.00	0.00	0.00
141 E 72620 599 000 00000 000	OTHER CHARGES			28,418.00	5,333.75	11,758.21	0.00	16,659.79	41.38
141 E 72620 701 000 00000 000	ADMINISTRATION EQUIPMENT			0.00	0.00	0.00	0.00	0.00	0.00
141 E 72620 701 000 00000 004	PUBLIC SCHOOL SECURITY GRANT			0.00	0.00	0.00	0.00	0.00	0.00
				<hr/>	<hr/>	<hr/>	<hr/>	<hr/>	<hr/>
141 E 72620 --- --- ----- ---				2,885,782.00	224,083.50	595,674.83	0.00	2,290,107.17	20.64
				=====	=====	=====	=====	=====	=====
72710	STUDENT TRANSPORTATION								
141 E 72710 105 000 00000 000	SUPERVISOR/DIRECTOR			147,479.00	11,201.54	39,205.39	0.00	108,273.61	26.58
141 E 72710 142 000 00000 000	MECHANIC(S)			254,051.00	19,718.91	67,420.13	0.00	186,630.87	26.54
141 E 72710 146 000 00000 000	BUS DRIVERS			1,579,575.00	153,230.36	157,620.99	0.00	1,421,954.01	9.98
141 E 72710 146 000 00000 002	CTE ISM GRANT			0.00	0.00	0.00	0.00	0.00	0.00
141 E 72710 189 000 00000 000	OTHER PERSONEL			49,795.00	3,761.62	13,165.67	0.00	36,629.33	26.44
141 E 72710 201 000 00000 000	SOCIAL SECURITY			125,916.00	10,523.29	16,559.53	0.00	109,356.47	13.15
141 E 72710 201 000 00000 002	SS-ISM GRANT			0.00	0.00	0.00	0.00	0.00	0.00
141 E 72710 204 000 00000 000	STATE RETIREMENT			261,308.00	21,840.22	34,431.72	0.00	226,876.28	13.18
141 E 72710 204 000 00000 002	STATE RETIREMENT ISM			0.00	0.00	0.00	0.00	0.00	0.00
141 E 72710 206 000 00000 000	LIFE INSURANCE			1,550.00	151.70	151.70	0.00	1,398.30	9.79
141 E 72710 207 000 00000 000	MEDICAL INSURANCE			548,362.00	48,416.20	48,896.20	0.00	499,465.80	8.92
141 E 72710 212 000 00000 000	EMPLOYER MEDICARE			28,726.00	2,545.22	3,965.32	0.00	24,760.68	13.80
141 E 72710 212 000 00000 002	MEDICARE -ISM			0.00	0.00	0.00	0.00	0.00	0.00
141 E 72710 307 000 00000 000	COMMUNICATION			750.00	319.83	356.99	0.00	393.01	47.60
141 E 72710 330 000 00000 000	OPERATING LEASE PAYMENTS			73,400.00	1,156.30	3,468.90	0.00	69,931.10	4.73
141 E 72710 338 000 00000 000	MAINTENANCE & REPAIR			0.00	0.00	0.00	0.00	0.00	0.00
141 E 72710 399 000 00000 000	OTHER CONTRACTED SERVICES			5,000.00	111.88	794.38	0.00	4,205.62	15.89

Fnd T	Acct	Obj	Prj	Loc	Prg	Account Level Description	2025-26 Budget	September 2025-26 Monthly Activity	2025-26 FYTD Activity	Encumbered Amount	Unexpended Balance - YTD Act	2025-26 FYTD %
72710 STUDENT TRANSPORTATION												
141	E	72710	412	000	00000	000 DIESEL FUEL	283,000.00	24,014.68	30,395.18	0.00	252,604.82	10.74
141	E	72710	412	000	00000	002 CTE ISM GRANT	0.00	0.00	0.00	0.00	0.00	0.00
141	E	72710	424	000	00000	000 GARAGE SUPPLIES	30,000.00	355.27	766.07	0.00	29,233.93	2.55
141	E	72710	425	000	00000	000 GASOLINE	171,867.00	17,153.08	36,542.54	0.00	135,324.46	21.26
141	E	72710	425	000	00000	002 CTE ISM GRANT	0.00	0.00	0.00	0.00	0.00	0.00
141	E	72710	442	000	00000	000 PROPANE GAS-VEHICLES	80,000.00	8,818.95	10,454.66	0.00	69,545.34	13.07
141	E	72710	450	000	00000	000 TIRES AND TUBES	60,000.00	0.00	0.00	0.00	60,000.00	0.00
141	E	72710	453	000	00000	000 VEHICLE PARTS	160,000.00	10,077.54	36,348.30	0.00	123,651.70	22.72
141	E	72710	499	000	00000	000 OTHER SUPPLIES AND MATERIALS	5,250.00	1,075.97	1,562.02	0.00	3,687.98	29.75
141	E	72710	511	000	00000	000 VEHICLE AND EQUIPMENT INSURANC	250,000.00	0.00	134,452.00	0.00	115,548.00	53.78
141	E	72710	599	000	00000	000 OTHER CHARGES	18,900.00	4,394.67	11,340.49	0.00	7,559.51	60.00
141	E	72710	729	000	00000	000 TRANSPORTATION EQUIPMENT	272,000.00	2,981.09	9,390.43	0.00	262,609.57	3.45
141	E	72710	729	000	00000	002 CTE ISM GRANT	0.00	0.00	0.00	0.00	0.00	0.00
141	E	72710	729	100	00000	000 TRANS. EQUIPMENT-ELECTRIC BUS	0.00	0.00	0.00	0.00	0.00	0.00
141 E 72710 --- --- ----- ---							4,406,929.00	341,848.32	657,288.61	0.00	3,749,640.39	14.91
=====												
72810 OTHER SUPPORT SERVICES												
141	E	72810	105	000	00000	000 FAMILY RESOURCE DIRECTOR	99,677.00	8,220.17	24,660.51	0.00	75,016.49	24.74
141	E	72810	162	000	00000	000 CLERICAL PERSONNEL	37,646.00	3,166.64	9,326.64	0.00	28,319.36	24.77
141	E	72810	189	000	00000	000 OTHER SALARIES & WAGES	0.00	0.00	0.00	0.00	0.00	0.00
141	E	72810	201	000	00000	000 SOCIAL SECURITY	8,514.00	705.98	2,107.20	0.00	6,406.80	24.75
141	E	72810	204	000	00000	000 STATE RETIREMENT	18,113.00	891.98	2,653.08	0.00	15,459.92	14.65
141	E	72810	206	000	00000	000 LIFE INSURANCE	100.00	7.60	7.60	0.00	92.40	7.60
141	E	72810	207	000	00000	000 MEDICAL INSURANCE	17,991.00	793.60	793.60	0.00	17,197.40	4.41
141	E	72810	212	000	00000	000 EMPLOYER MEDICARE	1,991.00	165.11	492.81	0.00	1,498.19	24.75
141	E	72810	499	000	00000	000 OTHER SUPPLIES AND MATERIALS	5,000.00	0.00	0.00	0.00	5,000.00	0.00
141	E	72810	599	000	00000	000 OTHER CHARGES	0.00	367.12	367.12	0.00	-367.12	0.00
141 E 72810 --- --- ----- ---							189,032.00	14,318.20	40,408.56	0.00	148,623.44	21.38
=====												

Account Level		2025-26	September 2025-26	2025-26	Encumbered	Unexpended	2025-26
Fnd T Acct	Obj Prj Loc Prg Description	Budget	Monthly Activity	FYTD Activity	Amount	Balance - YTD Act	FYTD %
76100	REGULAR CAPITAL OUTLAY						
141 E 76100 304 000 00000 000	ARCHITECTS	0.00	0.00	0.00	0.00	0.00	0.00
141 E 76100 304 001 00000 000	ARCHITECTS / BCE-JE GYM FLOORS	0.00	0.00	0.00	0.00	0.00	0.00
141 E 76100 308 000 00000 000	CONSULTANTS	0.00	0.00	0.00	0.00	0.00	0.00
141 E 76100 399 000 00000 002	CTE ISM GRANT	0.00	0.00	0.00	0.00	0.00	0.00
141 E 76100 706 000 00000 002	BULD CONST CTE ISM	0.00	0.00	0.00	0.00	0.00	0.00
141 E 76100 707 000 00000 000	BUILDING IMPROVEMENTS	100,000.00	0.00	0.00	0.00	100,000.00	0.00
141 E 76100 707 000 00000 002	CTE ISM GRANT	0.00	444.60	444.60	0.00	-444.60	0.00
141 E 76100 715 000 00000 000	LAND	0.00	0.00	0.00	0.00	0.00	0.00
141 E 76100 724 000 00000 000	SITE DEVELOPMENT	0.00	0.00	0.00	0.00	0.00	0.00
141 E 76100 790 000 00000 000	OTHER EQUIPMENT	0.00	0.00	0.00	0.00	0.00	0.00
141 E 76100 799 000 00000 000	OTHER CAPITAL OUTLAY	0.00	0.00	0.00	0.00	0.00	0.00
141 E 76100 --- --- --- ---		100,000.00	444.60	444.60	0.00	99,555.40	0.44
=====							
99100	TRANSFERS						
141 E 99100 316 000 00000 000	CONTRIBUTIONS TO DS	0.00	0.00	0.00	0.00	0.00	0.00
141 E 99100 590 000 00000 000	TRANSFERS TO OTHER FUNDS	350,000.00	28,241.00	84,723.00	0.00	265,277.00	24.21
141 E 99100 --- --- --- ---		350,000.00	28,241.00	84,723.00	0.00	265,277.00	24.21
=====							
141 - --- --- --- ---		98,925,983.00	7,903,735.93	15,583,761.26	0.00	83,342,221.74	15.75

Number of Accounts: 791

***** End of report *****

Acct	Obj	Prj	Loc	Prg	Description	Amount
A Asset						
11140	000	000	00000	000	CASH WITH TRUSTEE D.	72,018.27CR
11140	000	000	99141	141	CASH WITH TRUSTEE	20,105,842.05
11140	000	000	99142	142		0.00
11140	000	001	99141	141		0.00
11140	000	003	99141	141		0.00
11140	000	100	99141	141		0.00
11140	000	995	99141	141		0.00
11300	000	000	00000	000	INVESTMENTS	0.00
11410	000	000	00000	000	ACCOUNTS RECEIVABLE	0.00
11420	000	000	00000	000	Allowance for Doubtful Accts.	0.00
11430	000	000	00000	000	DUE FROM OTHER GOVERNMENTS	3,727,341.36
11430	000	160	00000	000	DUE FROM OTHER GOVERNMENTS	0.00
11440	000	000	00000	000	DUE FROM OTHER FUNDS	0.00
11500	000	000	00000	000	PROPERTY TAX RECEIVABLE	14,737,383.00
11510	000	000	00000	000	ALLOWANCE FOR UNCOLL. PROPERTY	277,394.00CR
11600	000	000	00000	000	PRE-PAID ITEMS	0.00
11820	000	000	10000	602	CASH SHORTAGE	0.00
11890	000	000	00000	000	OTHER CURRENT ASSETS	0.00
-----						38,221,154.14
						=====

L Liability						
21100	000	000	00000	000	ACCOUNTS PAYABLE	819,778.58CR
21100	000	001	00000	000		0.00
21100	000	100	00000	000		0.00
21100	000	995	00000	000		0.00
21200	000	000	00000	000	ACCRUED PAYROLL	0.00
21300	000	000	00000	000	PAYROLL ADJUSTMENTS	0.00
21310	000	000	00000	000	INCOME TAX WITHHELD AND UNPAID	0.00
21310	000	003	00000	000		0.00
21310	000	995	00000	000		0.00
21320	000	000	00000	000	SOCIAL SECURITY TAX	0.00
21320	000	003	00000	000		0.00
21320	000	995	00000	000		0.00
21325	000	000	00000	000	EMPLOYEE MEDICARE DEDUCTION	0.00
21325	000	003	00000	000		0.00
21325	000	995	00000	000		0.00
21330	000	000	00000	000	RETIREMENT CONTRIBUTIONS	678,052.27CR
21330	000	003	00000	000		0.00
21330	000	995	00000	000		0.00
21331	000	000	00000	000	HYBRID EMPLOYER CONTRIBUTION	0.00
21339	000	000	00000	000	STATE DENTAL PLAN	44,925.77CR
21340	000	000	00000	000	MEDICAL INSURANCE CONTRIBUTION	187,345.43CR
21341	000	000	00000	000	COLONIAL LIFE INS PAYABLE	0.00
21342	000	000	00000	000	HARTFORD ROTH	0.00
21342	201	000	00000	000	SOCIAL SECURITY	0.00
21342	204	000	00000	000	STATE RETIREMENT	0.00
21342	207	000	00000	000	MEDICAL INSURANCE	0.00
21342	212	000	00000	000	MEDICARE	0.00
21343	000	000	00000	000	AMERICAN FAMILY LIFE PAYABLE	342.20
21344	000	000	00000	000	HORACE MANN LIFE INS PAYABLE	0.00
21345	000	000	00000	000	CITIZENS SECURITY DENTAL	0.00

Acct	Obj	Prj	Loc	Prg	Description	Amount
L Liability						
21346	000	000	00000	000	WASHINGTON NATIONAL INS CO	0.00
21347	000	000	00000	000	LIBERTY NATIONAL INS PAYABLE	0.00
21348	000	000	00000	000	MEDICAL INSURANCE PAYABLE	18,027.43
21349	000	000	00000	000	UNITED WAY	0.00
21350	000	000	00000	000	NTA LIFE BUSINESS SERVICES	0.00
21351	000	000	00000	000	HORACE MANN ANNUITY PAYABLE	0.00
21352	000	000	00000	000	TRANSAMERICA	0.00
21353	000	000	00000	000	DAVIS VISION	9,231.37CR
21354	000	000	00000	000	ONE AMERICA	0.00
21355	000	000	00000	000	EDUCATIONAL PLANNING GROUP	0.00
21356	000	000	00000	000	TRUSTMARK	16.94CR
21357	000	000	00000	000	MODERN WOODMEN INS PAYABLE	0.00
21358	000	000	00000	000	HYBRID-TAXED CONTRIBUTION	200.00CR
21359	000	000	00000	000	HYBRID PRETAXED CONTRIBUTION	358.62CR
21360	000	000	00000	000	GARNISHMENTS AND LEVIES	12,998.08
21361	000	000	00000	000	CENTRAL STATES HEALTH & LIFE C	0.00
21362	000	000	00000	000	USABLE LIFE	0.00
21362	201	000	00000	000	SOCIAL SECURITY	0.00
21362	204	000	00000	000	STATE RETIREMENT	0.00
21362	207	000	00000	000	MEDICAL INSURANCE	0.00
21362	212	000	00000	000	MEDICARE	0.00
21363	000	000	00000	000	MISCELLANEOUS DEDUCTIONS	0.00
21364	000	000	00000	000	LEGAL SHIELD	0.00
21365	000	000	00000	000	WAGWORKS	0.00
21365	000	440	00000	000	WAGWORKS	0.00
21366	000	000	00000	000	VALU TEACHERS	0.00
21367	000	000	00000	000	LIFE INSURANCE OF ALABAMA	0.00
21370	000	000	00000	000	AIG RETIREMENT (VALIC)	0.00
21380	000	000	00000	000	CREDIT UNION DEDUCTIONS	0.00
21390	000	000	00000	000	NEA TEA WCEA DUES	0.00
21392	000	000	00000	000	OTHER P/R DED.-MED PUT PLUS	0.00
21500	000	000	00000	000	DUE TO OTHER FUNDS	66,792.00CR
21510	000	000	00000	000	DUE TO PRIMARY GOVERNMENT	0.00
21600	000	000	00000	000	DUE TO GENERAL GOVERNMENT	0.00
21900	000	000	00000	000	DUE TO PTO	0.00
21900	000	003	00000	000		0.00
21900	000	995	00000	000		0.00
29940	000	000	00000	000	DEFERRED CURRENT PROP. TAXES	14,107,442.00CR
29945	000	000	00000	000	DEF. DELINQUENT PROPERTY TAXES	331,549.00CR
-----						16,214,324.27CR
						=====

Q Equity						
34110	000	000	00000	000	PURCHASE ORDERS PAYABLE	0.00
34111	000	000	00000	000	RESERVE FOR ENCUMBRANCE	0.00
34120	000	000	00000	000	ENCUMBRANCE PRIOR YEAR	0.00
34240	000	000	00000	000	PRE-PAID ITEMS	0.00
34555	000	000	00000	000	RESTRICTED FOR EDUCATION	51,619.00CR
34560	000	000	00000	000	RESTRICTED FOR EDUCATION - CL	1,284.70CR
34587	000	000	00000	000	RESTRCT FOR HYBRID RETIR SRT	922,238.00CR
34755	000	000	00000	000	ASSIGNED FOR EDUCATION - NISWO	0.00
34760	000	000	00000	000	ASSIGNED FOR INSTRUCTION - RET	0.00

Account Level						Amount
Acct	Obj	Prj	Loc	Prg	Description	
Q					Equity	
34765	000	000	00000	000	ASSIGNED FOR SUPPORT SERVICES	6,069,342.00CR
34770	000	000	00000	000	ASSIGNED FOR OPERATION NON-INS	0.00
34775	000	000	00000	000	ASSIGNED FOR CAPITAL OUTLAY	0.00
34780	000	000	00000	000	ASSIGNED FOR EDUCATION - CASH	3,015,000.00CR
39000	000	000	00000	000	REV EXP SUMMARY FLOW THROUGH	11,947,346.17CR
39000	000	001	00000	000		0.00
39000	000	003	00000	000		0.00
39000	000	100	00000	000		0.00
39000	000	995	00000	000		0.00
39999	000	000	00000	000	UNDESIGNATED FUND BALANCE	0.00
-----						22,006,829.87CR
						=====

Grand Asset Totals	38,221,154.14
Grand Liability Totals	16,214,324.27CR
Grand Equity Totals	22,006,829.87CR
Grand Totals	0.00

Number of Accounts: 106

***** End of report *****

CHECK CHECK							
FND	ACCT	OBJ	PRJ	NUMBER	DATE	VENDOR	AMOUNT
142	72130	524	800	142233991	09/05/2025	BANKCARD	557.70
142	72130	524	800	142233991	09/05/2025	BANKCARD	371.80
142	71300	471	800	142233992	09/05/2025	CEV MULTIMEDIA LLC	4,125.00 CTE Online Curriculum; DBHS, DCHS
142	72220	524	900	142233993	09/05/2025	HALL, BRIAN	172.20
142	71100	429	100	142233994	09/05/2025	LITERACY RESOURCES L	89.00
142	72210	524	100	142233995	09/05/2025	SOLUTION TREE	1,937.00 Global PD; JES
142	72210	355	010	142233996	09/05/2025	WHITAKER, JERRY	18.20
142	72220	499	910	142234079	09/11/2025	LAKESHORE LEARNING M	1,851.55 SpEd Changing Station; GRAY
142	71300	499	800	142234080	09/11/2025	NCCER	2,400.00 DBHS CTE Construction Curriculum;
142	71300	499	800	142234080	09/11/2025	NCCER	1,500.00 DCHS
142	72130	524	800	142234100	09/15/2025	GOOD, MARK	140.00
142	71100	429	100	142234153	09/19/2025	AMAZON CAPITAL SERVI	280.79
142	71100	429	100	142234153	09/19/2025	AMAZON CAPITAL SERVI	-14.99
142	71100	429	100	142234153	09/19/2025	AMAZON CAPITAL SERVI	12.99
142	71200	725	900	142234153	09/19/2025	AMAZON CAPITAL SERVI	98.12
142	72220	524	900	142234154	09/19/2025	BANKCARD	402.86
142	71200	312	900	142234155	09/19/2025	GRACE REHABILITATION	16,620.00 SpEd OT/PT
142	71200	312	900	142234156	09/19/2025	SIDEKICK THERAPY PAR	430.80
142	73400	189	953	142234157	09/19/2025	WASHINGTON CO DEPT O	10,000.00 SpEd Reimburse Fund 141 Salaries
142	71100	429	100	142234219	09/26/2025	AMAZON CAPITAL SERVI	290.58
142	71300	471	800	142234222	09/26/2025	CEV MULTIMEDIA LLC	7,813.50 CTE Online Curriculum; DBHS
142	72130	524	800	142234223	09/26/2025	FAIR, JENNIFER	39.62
142	71100	429	100	142234225	09/26/2025	LITERACY RESOURCES L	101.00
142	71300	499	800	142234226	09/26/2025	NOCTI	1,120.00 CTE Skills Training; DBHS
142	71100	429	100	142234262	09/30/2025	95 PERCENT GROUP INC	163.90
142	72210	499	010	142234263	09/30/2025	AMAZON CAPITAL SERVI	14.24
142	71100	429	100	142234263	09/30/2025	AMAZON CAPITAL SERVI	72.87
142	72130	599	800	142234264	09/30/2025	DBHS FFA	380.00
142	71100	429	100	142234266	09/30/2025	LITERACY RESOURCES L	61.00
142	71300	499	800	142234267	09/30/2025	MAXIMUM POTENTIAL	2,500.00
142	72130	524	800	142234267	09/30/2025	MAXIMUM POTENTIAL	2,500.00 > CTE Industry Training; DBHS
Totals for checks							56,049.73

FUND SUMMARY

<u>FUND</u>	<u>DESCRIPTION</u>	<u>BALANCE SHEET</u>	<u>REVENUE</u>	<u>EXPENSE</u>	<u>TOTAL</u>
142	SCHOOL FEDERAL PROJECTS	0.00	0.00	56,049.73	56,049.73
***	Fund Summary Totals ***	0.00	0.00	56,049.73	56,049.73

***** End of report *****

Account Level						2025-26	September 2025-26	2025-26	Encumbered	Unexpended	2025-26
Fnd T Acct	Obj Prj Loc	Prg	Description	Budget	Monthly Activity	FYTD Activity	Amount	Balance - YTD Act	FYTD %		
010 CONSOLIDATED ADMINISTRATION											
142 E 72210 162 010 00001 000	CLERICAL PERSONNEL					0.00	4,648.00	16,268.00	0.00	-16,268.00	0.00
142 E 72210 201 010 00001 000	SOCIAL SECURITY					0.00	288.18	1,008.62	0.00	-1,008.62	0.00
142 E 72210 204 010 00001 000	STATE RETIREMENT					0.00	613.08	2,145.77	0.00	-2,145.77	0.00
142 E 72210 212 010 00001 000	EMPLOYER MEDICARE					0.00	67.40	235.90	0.00	-235.90	0.00
142 E 72210 355 010 00000 000	TRAVEL					0.00	18.20	33.60	0.00	-33.60	0.00
142 E 72210 499 010 00000 000	OTHER SUPPLIES AND MATERIALS					0.00	14.24	543.32	0.00	-543.32	0.00
010						0.00	5,649.10	20,235.21	0.00	-20,235.21	0.00

Fnd T Acct	Obj Prj Loc	Prg	Account Level Description	2025-26 Budget	September 2025-26 Monthly Activity	2025-26 FYTD Activity	Encumbered Amount	Unexpended Balance - YTD Act	2025-26 FYTD %
100			TITLE I						
142 E 71100 116 100 00000 000			TEACHERS	0.00	75,481.14	75,481.14	0.00	-75,481.14	0.00
142 E 71100 163 100 00000 000			EDUCATIONAL ASSISTANTS	0.00	4,873.06	4,873.06	0.00	-4,873.06	0.00
142 E 71100 201 100 00000 000			SOCIAL SECURITY	0.00	4,584.75	4,584.75	0.00	-4,584.75	0.00
142 E 71100 204 100 00000 000			STATE RETIREMENT	0.00	5,024.84	5,024.84	0.00	-5,024.84	0.00
142 E 71100 207 100 00000 000			MEDICAL INSURANCE	0.00	19,861.20	19,861.20	0.00	-19,861.20	0.00
142 E 71100 212 100 00000 000			EMPLOYER MEDICARE	0.00	1,072.25	1,072.25	0.00	-1,072.25	0.00
142 E 71100 429 100 00000 000			INSTRUCTIONAL SUPPLIES & MATER	0.00	1,057.14	1,057.14	0.00	-1,057.14	0.00
142 E 72210 524 100 00000 000			IN SERVICE / STAFF DEVELOPMENT	0.00	1,937.00	1,937.00	0.00	-1,937.00	0.00
	100			0.00	113,891.38	113,891.38	0.00	-113,891.38	0.00

Fnd T Acct	Obj Prj Loc	Prg	Account Level Description	2025-26 Budget	September 2025-26 Monthly Activity	2025-26 FYTD Activity	Encumbered Amount	Unexpended Balance - YTD Act	2025-26 FYTD %
200			TITLE II - A						
142 E 72210 138 200 00010 000			INSTR COMPUTER PERSONNEL	0.00	6,129.67	6,129.67	0.00	-6,129.67	0.00
142 E 72210 189 200 00000 000			OTHER SALARIES & WAGES	0.00	6,066.50	6,066.50	0.00	-6,066.50	0.00
142 E 72210 201 200 00000 000			SOCIAL SECURITY	0.00	364.60	364.60	0.00	-364.60	0.00
142 E 72210 201 200 00010 000				0.00	348.65	348.65	0.00	-348.65	0.00
142 E 72210 204 200 00000 000			STATE RETIREMENT	0.00	350.04	350.04	0.00	-350.04	0.00
142 E 72210 204 200 00010 000				0.00	353.68	353.68	0.00	-353.68	0.00
142 E 72210 207 200 00000 000			MEDICAL INSURANCE	0.00	693.60	693.60	0.00	-693.60	0.00
142 E 72210 207 200 00010 000				0.00	1,802.40	1,802.40	0.00	-1,802.40	0.00
142 E 72210 212 200 00000 000			EMPLOYER MEDICARE	0.00	85.27	85.27	0.00	-85.27	0.00
142 E 72210 212 200 00010 000				0.00	81.54	81.54	0.00	-81.54	0.00
	200			0.00	16,275.95	16,275.95	0.00	-16,275.95	0.00

Fnd T Acct	Obj Prj Loc	Prg	Account Level Description	2025-26 Budget	September 2025-26 Monthly Activity	2025-26 FYTD Activity	Encumbered Amount	Unexpended Balance - YTD Act	2025-26 FYTD %
440			TITLE IV						
142 E 72130 123 440 00000 000			GUIDANCE PERSONNEL	0.00	4,813.34	4,813.34	0.00	-4,813.34	0.00
142 E 72130 201 440 00000 000			SOCIAL SECURITY	0.00	273.08	273.08	0.00	-273.08	0.00
142 E 72130 204 440 00000 000			STATE RETIREMENT	0.00	433.20	433.20	0.00	-433.20	0.00
142 E 72130 207 440 00000 000			MEDICAL INSURANCE	0.00	1,560.00	1,560.00	0.00	-1,560.00	0.00
142 E 72130 212 440 00000 000			EMPLOYER MEDICARE	0.00	63.86	63.86	0.00	-63.86	0.00
	440			0.00	7,143.48	7,143.48	0.00	-7,143.48	0.00

Account Level		2025-26	September	2025-26	2025-26	Encumbered	Unexpended	2025-26
Fnd T Acct	Obj Prj Loc Prg Description	Budget	Monthly Activity	FYTD Activity	Amount	Balance - YTD Act	FYTD %	
800	CARL PERKINS							
142 E 71300 471 800 00000 000	SOFTWARE	0.00	11,938.50	52,061.35	0.00	-52,061.35	0.00	
142 E 71300 499 800 00000 000	OTHER SUPPLIES AND MATERIALS	0.00	7,520.00	9,979.00	0.00	-9,979.00	0.00	
142 E 72130 524 800 00000 000	IN SERVICE / STAFF DEVELOPMENT	0.00	3,609.12	11,591.41	0.00	-11,591.41	0.00	
142 E 72130 599 800 00000 000	OTHER CHARGES	0.00	380.00	380.00	0.00	-380.00	0.00	
	800	0.00	23,447.62	74,011.76	0.00	-74,011.76	0.00	

Account Level		2025-26	September	2025-26	2025-26	Encumbered	Unexpended	2025-26
Fnd T Acct	Obj Prj Loc Prg Description	Budget	Monthly Activity	FYTD Activity	Amount	Balance - YTD Act	FYTD %	
896	IDEA PART SYSTEMIC CHANGE K-12							
142 E 71200 116 896 00000 000	TEACHERS	0.00	2,500.00	2,500.00	0.00	-2,500.00	0.00	
142 E 71200 201 896 00000 000	SOCIAL SECURITY	0.00	155.00	155.00	0.00	-155.00	0.00	
142 E 71200 204 896 00000 000		0.00	207.16	207.16	0.00	-207.16	0.00	
142 E 71200 212 896 00000 000	MEDICARE	0.00	36.25	36.25	0.00	-36.25	0.00	
	896	0.00	2,898.41	2,898.41	0.00	-2,898.41	0.00	

Fnd T	Acct	Obj	Prj	Loc	Prg	Account Level Description	2025-26 Budget	September 2025-26 Monthly Activity	2025-26 FYTD Activity	Encumbered Amount	Unexpended Balance - YTD Act	2025-26 FYTD %
900						IDEA PART- B						
142	E	71200	116	900	00000	000 TEACHERS	0.00	11,047.01	11,047.01	0.00	-11,047.01	0.00
142	E	71200	163	900	00000	000 EDUCATIONAL ASSISTANTS	0.00	97,356.95	97,356.95	0.00	-97,356.95	0.00
142	E	71200	171	900	00000	000 SPEECH PATHOLOGIST	0.00	4,852.84	4,852.84	0.00	-4,852.84	0.00
142	E	71200	201	900	00000	000 SOCIAL SECURITY	0.00	6,692.13	6,692.13	0.00	-6,692.13	0.00
142	E	71200	204	900	00000	000 STATE RETIREMENT	0.00	12,944.10	12,944.10	0.00	-12,944.10	0.00
142	E	71200	207	900	00000	000 MEDICAL INSURANCE	0.00	22,764.80	22,764.80	0.00	-22,764.80	0.00
142	E	71200	212	900	00000	000 EMPLOYER MEDICARE	0.00	1,565.10	1,565.10	0.00	-1,565.10	0.00
142	E	71200	312	900	00000	000 CONTRACTS W PRIVATE AGENCIES	0.00	17,050.80	18,040.80	0.00	-18,040.80	0.00
142	E	71200	429	900	00000	000 INSTRUCTIONAL SUPPLIES & MAT.	0.00	-423.63	-423.63	0.00	423.63	0.00
142	E	71200	725	900	00000	000 SPECIAL EDUCATION EQUIPMENT	0.00	98.12	98.12	0.00	-98.12	0.00
142	E	72220	189	900	00000	000 OTHER SALARIES & WAGES	0.00	6,159.09	6,159.09	0.00	-6,159.09	0.00
142	E	72220	201	900	00000	000 SOCIAL SECURITY	0.00	381.86	381.86	0.00	-381.86	0.00
142	E	72220	204	900	00000	000 STATE RETIREMENT	0.00	554.32	554.32	0.00	-554.32	0.00
142	E	72220	212	900	00000	000 EMPLOYER MEDICARE	0.00	89.31	89.31	0.00	-89.31	0.00
142	E	72220	524	900	00000	000 IN SERVICE / STAFF DEVELOPMENT	0.00	575.06	890.06	0.00	-890.06	0.00
142	E	72220	790	900	00000	000 OTHER EQUIPMENT	0.00	0.00	2,782.00	0.00	-2,782.00	0.00
142	E	72710	146	900	00020	000 BUS DRIVERS	0.00	21,923.47	21,923.47	0.00	-21,923.47	0.00
142	E	72710	201	900	00020	000 SOCIAL SECURITY	0.00	1,190.71	1,190.71	0.00	-1,190.71	0.00
142	E	72710	204	900	00020	000 STATE RETIREMENT	0.00	2,755.88	2,755.88	0.00	-2,755.88	0.00
142	E	72710	207	900	00020	000 MEDICAL INSURANCE	0.00	5,200.80	5,200.80	0.00	-5,200.80	0.00
142	E	72710	212	900	00020	000 EMPLOYER MEDICARE	0.00	299.06	299.06	0.00	-299.06	0.00
142	E	72710	599	900	00000	000 OTHER CHARGES	0.00	0.00	1,800.00	0.00	-1,800.00	0.00
						900	0.00	213,077.78	218,964.78	0.00	-218,964.78	0.00

Account Level		2025-26	September 2025-26	2025-26	Encumbered	Unexpended	2025-26
Fnd T Acct	Obj Prj Loc Prg Description	Budget	Monthly Activity	FYTD Activity	Amount	Balance - YTD Act	FYTD %
910	IDEA PRESCHOOL						
142 E 71200 163 910 00000 000	EDUCATIONAL ASSISTANTS	0.00	3,288.75	3,288.75	0.00	-3,288.75	0.00
142 E 71200 201 910 00000 000	SOCIAL SECURITY	0.00	193.23	193.23	0.00	-193.23	0.00
142 E 71200 204 910 00000 000	STATE RETIREMENT	0.00	433.79	433.79	0.00	-433.79	0.00
142 E 71200 207 910 00000 000	MEDICAL INSURANCE	0.00	693.60	693.60	0.00	-693.60	0.00
142 E 71200 212 910 00000 000	EMPLOYER MEDICARE	0.00	45.19	45.19	0.00	-45.19	0.00
142 E 71200 429 910 00000 000	INSTRUCTIONAL SUPPLIES & MATER	0.00	423.63	423.63	0.00	-423.63	0.00
142 E 72220 499 910 00000 000	OTHER SUPPLIES AND MATERIALS	0.00	1,851.55	1,851.55	0.00	-1,851.55	0.00
	910	0.00	6,929.74	6,929.74	0.00	-6,929.74	0.00

Account Level		2025-26	September	2025-26	2025-26	Encumbered	Unexpended	2025-26
Fnd T Acct	Obj Prj Loc Prg Description	Budget	Monthly Activity	FYTD Activity	Amount	Balance - YTD Act	FYTD %	
953	EARLY LITERACY PRE-K TEACHER S							
142 E 73400 189 953 00008 000	OTHER SALARIES AND WAGES	0.00	10,000.00	10,000.00	0.00	-10,000.00	0.00	
	953	0.00	10,000.00	10,000.00	0.00	-10,000.00	0.00	

Number of Accounts: 69

***** End of report *****

Fnd T Acct	Obj Prj Loc	Prg	Account Level Description	Amount
A			Asset	
142 A 11130	000 000 000000	000	CASH IN BANK-PAYROLL	0.00
142 A 11130	000 100 000000	000	CASH IN BANK-PAYROLL	0.00
142 A 11130	000 440 000000	000	CASH IN BANK-PAYROLL	0.00
142 A 11130	---	---	-----	0.00
142 A 11140	000 000 000000	000	CASH WITH TRUSTEE	0.00
142 A 11140	000 000 000000	142	CASH WITH TRUSTEE	0.00
142 A 11140	000 000 99141	141		0.00
142 A 11140	000 000 99142	142		1,490,812.01
142 A 11140	000 010 000000	142	CASH WITH TRUSTEE - CON ADMIN	0.00
142 A 11140	000 010 99141	141		0.00
142 A 11140	000 010 99142	142		470.25
142 A 11140	000 100 000000	000	CASH WITH TRUSTEE	0.00
142 A 11140	000 100 000000	142	CASH WITH TRUSTEE - TITLE I	0.00
142 A 11140	000 100 99141	141		0.00
142 A 11140	000 100 99142	142		996.38CR
142 A 11140	000 101 99142	142		0.00
142 A 11140	000 160 000000	000	TITLE I-D	0.00
142 A 11140	000 160 99141	141		0.00
142 A 11140	000 160 99142	142		3,533.90CR
142 A 11140	000 171 99142	142		0.00
142 A 11140	000 172 99142	142		0.00
142 A 11140	000 200 000000	142	CASH WITH TRUSTEE - TITLE II-A	0.00
142 A 11140	000 200 99141	141		0.00
142 A 11140	000 200 99142	142		9,039.36CR
142 A 11140	000 300 000000	142	CASH WITH TRUSTEE - TITLE III	0.00
142 A 11140	000 440 000000	141	CASH WITH TRUSTEE	0.00
142 A 11140	000 440 99141	141		0.00
142 A 11140	000 440 99142	142		76.50
142 A 11140	000 480 000000	142	CASH WITH TRUSTEE - FTTT DISCR	0.00
142 A 11140	000 580 000000	142	CASH WITH TRUSTEE - FTTT	0.00
142 A 11140	000 700 99142	142		0.00
142 A 11140	000 705 99142	142		0.00
142 A 11140	000 720 99142	142		0.00
142 A 11140	000 800 000000	142	CASH WITH TRUSTEE - CARL PERKI	0.00
142 A 11140	000 800 99141	141		0.00
142 A 11140	000 800 99142	142		38,153.71CR
142 A 11140	000 801 000000	142	CASH WITH TRUSTEE - CTE RESERV	0.00
142 A 11140	000 801 99142	142		0.00
142 A 11140	000 802 99142	142		0.00
142 A 11140	000 803 99142	142		0.00
142 A 11140	000 890 99142	142		0.00
142 A 11140	000 891 000000	142	CASH WITH TRUSTEE - STATE DISC	0.00
142 A 11140	000 891 99142	142		0.00
142 A 11140	000 892 000000	142	CASH WITH TRUSTEE - DISC PRESC	0.00
142 A 11140	000 892 99142	142		0.00
142 A 11140	000 893 000000	142	CASH WITH TRUSTEE - IDEA DISC	0.00
142 A 11140	000 893 99142	142		0.00
142 A 11140	000 894 000000	142	CASH WITH TRUSTEE - FS GRAY	0.00
142 A 11140	000 894 99142	142		0.00
142 A 11140	000 895 000000	142	CASH WITH TRUSTEE - FS JM	0.00
142 A 11140	000 895 99142	142		0.00
142 A 11140	000 896 000000	142	CASH WITH TRUSTEE - FS SS	0.00
142 A 11140	000 896 99142	142		2,898.41CR
142 A 11140	000 897 99142	142		0.00

Fnd T Acct	Obj Prj Loc	Prg	Account Level Description	Amount
A			Asset	
142 A 11140 000 898 99142 142				37.83
142 A 11140 000 899 99141 141				0.00
142 A 11140 000 899 99142 142				0.00
142 A 11140 000 900 00000 000			CASH WITH TRUSTEE-IDEA PART B	0.00
142 A 11140 000 900 00000 142			CASH WITH TRUSTEE-IDEA PART B	0.00
142 A 11140 000 900 99141 141				0.00
142 A 11140 000 900 99142 142				2,392.48CR
142 A 11140 000 901 00000 142			EDUCATION HANDICAPPED ACT - I	0.00
142 A 11140 000 901 99142 142				0.00
142 A 11140 000 902 00000 142			EDUCATION HANDICAPPED ACT - ID	0.00
142 A 11140 000 910 00000 142			CASH WITH TRUSTEE - IDEA PRESC	0.00
142 A 11140 000 910 99141 141				0.00
142 A 11140 000 910 99142 142				155.99
142 A 11140 000 911 99142 142				0.00
142 A 11140 000 912 99142 142				548.90CR
142 A 11140 000 930 99142 142				0.00
142 A 11140 000 931 99141 141				0.00
142 A 11140 000 931 99142 142				0.00
142 A 11140 000 932 99142 142				0.00
142 A 11140 000 933 99142 142				0.00
142 A 11140 000 934 99142 142				0.00
142 A 11140 000 935 99142 142				0.00
142 A 11140 000 936 99142 142				0.00
142 A 11140 000 937 99142 142				28,623.08CR
142 A 11140 000 938 99142 142				0.00
142 A 11140 000 939 99142 142				0.00
142 A 11140 000 940 99142 142				0.00
142 A 11140 000 941 99142 142				0.00
142 A 11140 000 950 99141 141				0.00
142 A 11140 000 950 99142 142				0.00
142 A 11140 000 951 99142 142				0.00
142 A 11140 000 952 99142 142				0.00
142 A 11140 000 953 99142 142				10,000.00CR
142 A 11140 --- --- --- ---				1,395,366.36
142 A 11400 000 900 00000 142			DUE FROM OTHER FUNDS	0.00
142 A 11400 --- --- --- ---				0.00
142 A 11410 000 000 00000 142				0.00
142 A 11410 --- --- --- ---				0.00
142 A 11430 000 010 00000 142			DUE FROM OTHER GOVERNMENTS	0.00
142 A 11430 000 100 00000 142			DUE FROM OTHER GOVERNMENTS	0.00
142 A 11430 000 101 00000 142			DUE FROM OTHER GOVERNMENTS	0.00
142 A 11430 000 160 00000 142			DUE FROM OTHER GOVERNMENTS	0.00
142 A 11430 000 171 00000 142			DUE FROM OTHER GOVERNMENTS	0.00
142 A 11430 000 172 00000 142			ADAPTIVE LEARNING TECH. GRANT	0.00
142 A 11430 000 200 00000 142			DUE FROM OTHER GOVERNMENTS	0.00
142 A 11430 000 300 00000 142			DUE FROM OTHER GOVERNMENTS	0.00
142 A 11430 000 440 00000 142			DUE FROM OTHER GOVERNMENTS	0.00
142 A 11430 000 580 00000 142			DUE FROM OTHER GOVERNMENTS	0.00
142 A 11430 000 700 00000 142			ARP HOMELESS 2.0	0.00
142 A 11430 000 720 00000 142			DUE FROM OTHER GOVERNMENTS	0.00
142 A 11430 000 800 00000 142			DUE FROM OTHER GOVERNMENTS	0.00
142 A 11430 000 801 00000 142			DUE FROM OTHER GOVERNMENTS	0.00

Fnd T	Acct	Obj	Prj	Loc	Prg	Account Level Description	Amount
A						Asset	
142	A	11430	000	802	00000	142 PERKINS-NEW SKILLS FOR YOUTH	0.00
142	A	11430	000	891	00000	142 DUE FROM OTHER GOVERNMENTS	0.00
142	A	11430	000	892	00000	142 DUE FROM OTHER GOVERNMENTS	0.00
142	A	11430	000	893	00000	142 DUE FROM OTHER GOVERNMENTS	0.00
142	A	11430	000	894	00000	142 Focus School Gray	0.00
142	A	11430	000	895	00000	142 Focus School JM	0.00
142	A	11430	000	896	00000	000 DUE FROM OTHER GOVERNMENTS	0.00
142	A	11430	000	896	00000	142 DUE FROM OTHER GOVERNMENTS	0.00
142	A	11430	000	898	00000	142 DUE FROM OTHER GOVERNMENTS	0.00
142	A	11430	000	900	00000	142 DUE FROM OTHER GOVERNMENTS	0.00
142	A	11430	000	901	00000	142 DUE FROM OTHER GOVERNMENTS	0.00
142	A	11430	000	910	00000	142 DUE FROM OTHER GOVERNMENTS	0.00
142	A	11430	000	911	00000	142 DUE FROM OTHER GOVERNMENTS	0.00
142	A	11430	000	930	00000	142 DUE FROM OTHER GOVERNMENTS	0.00
142	A	11430	000	931	00000	142 DUE FROM OTHER GOVERNMENTS	0.00
142	A	11430	000	933	00000	142 MATH IMPLEMENTATION SUPPORT GR	0.00
142	A	11430	000	934	00000	142 DUE FROM OTHER GOVERNMENTS	0.00
142	A	11430	000	935	00000	142 DUE FROM OTHER GOVERNMENTS	0.00
142	A	11430	000	937	00000	142 ESSER 3.0	0.00
142	A	11430	000	938	00000	142 BEST FOR ALL DISTRICT GRANT	0.00
142	A	11430	000	939	00000	142 DUE FROM OTHER GOVERNMENTS	0.00
142	A	11430	000	940	00000	142 EPIDEMIOOGY & LABORATORY ELC	0.00
142	A	11430	000	941	00000	142 DUE FROM OTHER GOVERNMENTS	0.00
142	A	11430	000	950	00000	142 CIVICS SEAL GRANT	0.00
142	A	11430	000	951	00000	142 HQIM LITERACY IMPLEMENTATION	0.00
142	A	11430	000	952	00000	142 EARLY LITERACY NETWORKS	0.00
142	A	11430	---	---	-----	---	0.00
142	A	11440	000	000	00000	142 DUE FROM OTHER FUNDS	9,285.40
142	A	11440	000	010	00000	000 DUE FROM OTHER FUNDS-CON ADMIN	177.95CR
142	A	11440	000	100	00000	000 DUE FROM OTHER FUNDS	1,507.37
142	A	11440	000	160	00000	000 DUE FROM OTHER FUNDS	3,533.90
142	A	11440	000	200	00000	000 DUE FROM OTHER FUNDS	9,199.87
142	A	11440	000	440	00000	000 DUE FROM OTHER FUNDS	0.00
142	A	11440	000	800	00000	142 DUE FROM OTHER FUNDS-CTE BASIC	93.41CR
142	A	11440	000	890	00000	000 DUE FROM OTHER FUNDS	0.00
142	A	11440	000	891	00000	142 DUE FROM OTHER FUNDS-STATE DIS	0.00
142	A	11440	000	892	00000	000 DUE FROM OTHER FUNDS-DISC PREK	0.00
142	A	11440	000	895	00000	000 DUE FROM OTHER FUNDS-FS JMS	0.00
142	A	11440	000	896	00000	000 DUE FROM OTHER FUNDS-FS SS	0.00
142	A	11440	000	898	00000	000 DUE FROM OTHER FUNDS	37.83CR
142	A	11440	000	900	00000	000 DUE FROM OTHER FUNDS-IDEA B	2,940.33
142	A	11440	000	900	00000	142	0.00
142	A	11440	000	910	00000	000 DUE FROM OTHER FUNDS	155.99CR
142	A	11440	000	912	00000	000 DUE FROM OTHER FUNDS	548.90
142	A	11440	000	934	00000	142 DUE FROM OTHER FUNDS	0.00
142	A	11440	000	935	00000	000 DUE FROM OTHER FUNDS	0.00
142	A	11440	000	937	00000	000 DUE FROM OTHER FUNDS	28,623.08
142	A	11440	---	---	-----	---	55,173.67
142	A	21100	000	000	00000	142 ACCOUNTS PAYABLE	0.00
142	A	21100	---	---	-----	---	0.00
142	A	21500	000	000	00000	142 DUE TO OTHER FUNDS	0.00

						Account Level	Amount
Fnd	T	Acct	Obj	Prj	Loc	Prg Description	
						Asset	
142	A	21500	---	---	-----	---	0.00
142	A	-----	---	---	-----	---	1,450,540.03
							=====
						Liability	
142	L	21100	000	010	00000	000 ACCOUNTS PAYABLE	0.00
142	L	21100	000	100	00000	000 ACCOUNTS PAYABLE	0.00
142	L	21100	000	101	00000	000	0.00
142	L	21100	000	160	00000	000 TITLE I-D	0.00
142	L	21100	000	171	00000	000	0.00
142	L	21100	000	172	00000	000	0.00
142	L	21100	000	200	00000	000 ACCOUNTS PAYABLE	0.00
142	L	21100	000	440	00000	000 ACCOUNTS PAYABLE	0.00
142	L	21100	000	700	00000	000	0.00
142	L	21100	000	705	00000	000	0.00
142	L	21100	000	720	00000	000	0.00
142	L	21100	000	800	00000	000 ACCOUNTS PAYABLE	0.00
142	L	21100	000	801	00000	000 ACCOUNTS PAYABLE	0.00
142	L	21100	000	802	00000	000	0.00
142	L	21100	000	803	00000	000	0.00
142	L	21100	000	890	00000	000	0.00
142	L	21100	000	891	00000	000 ACCOUNTS PAYABLE	0.00
142	L	21100	000	892	00000	000 ACCOUNTS PAYABLE	0.00
142	L	21100	000	893	00000	000 ACCOUNTS PAYABLE	0.00
142	L	21100	000	894	00000	000 ACCOUNTS PAYABLE	0.00
142	L	21100	000	895	00000	000 ACCOUNTS PAYABLE	0.00
142	L	21100	000	896	00000	000 ACCOUNTS PAYABLE	0.00
142	L	21100	000	897	00000	000	0.00
142	L	21100	000	898	00000	000	0.00
142	L	21100	000	899	00000	000	0.00
142	L	21100	000	900	00000	000 ACCOUNTS PAYABLE	0.00
142	L	21100	000	901	00000	000	0.00
142	L	21100	000	910	00000	000 ACCOUNTS PAYABLE	0.00
142	L	21100	000	911	00000	000	0.00
142	L	21100	000	912	00000	000	0.00
142	L	21100	000	930	00000	000	0.00
142	L	21100	000	931	00000	000	0.00
142	L	21100	000	932	00000	000	0.00
142	L	21100	000	933	00000	000	0.00
142	L	21100	000	934	00000	000	0.00
142	L	21100	000	935	00000	000	0.00
142	L	21100	000	936	00000	000	0.00
142	L	21100	000	937	00000	000	0.00
142	L	21100	000	938	00000	000	0.00
142	L	21100	000	939	00000	000 FISCAL PRE-MONITORING SUPPORTS	0.00
142	L	21100	000	940	00000	000	0.00
142	L	21100	000	941	00000	000	0.00
142	L	21100	000	950	00000	000	0.00
142	L	21100	000	951	00000	000	0.00
142	L	21100	000	952	00000	000	0.00
142	L	21100	000	953	00000	000	0.00

Fnd T Acct	Obj Prj Loc	Prg	Account Level Description	Amount
L			Liability	
142 L 21100	---	---	-----	0.00
142 L 21200	000 100	00000	000 ACCRUED PAYROLL	0.00
142 L 21200	000 931	00000	000 ACCRUED PAYROLL	0.00
142 L 21200	000 934	00000	000 ACCRUED PAYROLL	0.00
142 L 21200	000 935	00000	000 ACCRUED PAYROLL	0.00
142 L 21200	---	---	-----	0.00
142 L 21310	000 000	00000	000	0.00
142 L 21310	000 010	00000	000 INCOME TAX WITHHELD AND UNPAID	0.00
142 L 21310	000 100	00000	000 INCOME TAX WITHHELD AND UNPAID	0.00
142 L 21310	000 160	00000	000 TITLE I-D	0.00
142 L 21310	000 200	00000	000 INCOME TAX WITHHELD AND UNPAID	0.00
142 L 21310	000 440	00000	000 INCOME TAX WITHHELD AND UNPAID	0.00
142 L 21310	000 580	00000	000 INCOME TAX WITHHELD AND UNPAID	0.00
142 L 21310	000 720	00000	000	0.00
142 L 21310	000 800	00000	000 INCOME TAX WITHHELD AND UNPAID	0.00
142 L 21310	000 890	00000	000	0.00
142 L 21310	000 891	00000	000 INCOME TAX WITHHELD AND UNPAID	0.00
142 L 21310	000 892	00000	000 INCOME TAX WITHHELD AND UNPAID	0.00
142 L 21310	000 894	00000	000 INCOME TAX WITHHELD AND UNPAID	0.00
142 L 21310	000 895	00000	000 INCOME TAX WITHHELD AND UNPAID	0.00
142 L 21310	000 896	00000	000 INCOME TAX WITHHELD AND UNPAID	0.00
142 L 21310	000 898	00000	000	0.00
142 L 21310	000 900	00000	000 INCOME TAX WITHHELD AND UNPAID	0.00
142 L 21310	000 901	00000	000	0.00
142 L 21310	000 910	00000	000 INCOME TAX WITHHELD AND UNPAID	0.00
142 L 21310	000 912	00000	000	0.00
142 L 21310	000 930	00000	000	0.00
142 L 21310	000 931	00000	000	0.00
142 L 21310	000 934	00000	000	0.00
142 L 21310	000 935	00000	000	0.00
142 L 21310	000 937	00000	000	0.00
142 L 21310	000 938	00000	000	0.00
142 L 21310	000 940	00000	000	0.00
142 L 21310	000 950	00000	000	0.00
142 L 21310	---	---	-----	0.00
142 L 21320	000 000	00000	000	0.00
142 L 21320	000 010	00000	000 SOCIAL SECURITY TAX	0.00
142 L 21320	000 100	00000	000 SOCIAL SECURITY TAX	0.00
142 L 21320	000 160	00000	000 TITLE I-D	0.00
142 L 21320	000 200	00000	000 SOCIAL SECURITY TAX	0.00
142 L 21320	000 440	00000	000 SOCIAL SECURITY TAX	0.00
142 L 21320	000 580	00000	000 SOCIAL SECURITY TAX	0.00
142 L 21320	000 720	00000	000	0.00
142 L 21320	000 800	00000	000 SOCIAL SECURITY TAX	0.00
142 L 21320	000 890	00000	000	0.00
142 L 21320	000 891	00000	000 SOCIAL SECURITY TAX	0.00
142 L 21320	000 894	00000	000 SOCIAL SECURITY TAX	0.00
142 L 21320	000 895	00000	000 SOCIAL SECURITY TAX	0.00
142 L 21320	000 896	00000	000 SOCIAL SECURITY TAX	0.00
142 L 21320	000 898	00000	000	0.00
142 L 21320	000 900	00000	000 SOCIAL SECURITY TAX	0.00
142 L 21320	000 901	00000	000	0.00
142 L 21320	000 910	00000	000 SOCIAL SECURITY TAX	0.00

Fnd T Acct	Obj Prj Loc	Prg	Account Level Description	Amount
L			Liability	
142 L 21320	000 912	00000 000		0.00
142 L 21320	000 930	00000 000		0.00
142 L 21320	000 931	00000 000		0.00
142 L 21320	000 934	00000 000		0.00
142 L 21320	000 935	00000 000		0.00
142 L 21320	000 937	00000 000		0.00
142 L 21320	000 938	00000 000		0.00
142 L 21320	000 940	00000 000		0.00
142 L 21320	000 950	00000 000		0.00
				<hr/>
142 L 21320	---	---	-----	0.00
142 L 21325	000 000	00000 000		0.00
142 L 21325	000 010	00000 000	EMPLOYEE MEDICARE DEDUCTION	0.00
142 L 21325	000 100	00000 000	EMPLOYEE MEDICARE DEDUCTION	0.00
142 L 21325	000 160	00000 000	TITLE I-D	0.00
142 L 21325	000 200	00000 000	EMPLOYEE MEDICARE DEDUCTION	0.00
142 L 21325	000 440	00000 000	EMPLOYEE MEDICARE DEDUCTION	0.00
142 L 21325	000 580	00000 000	EMPLOYEE MEDICARE DEDUCTION	0.00
142 L 21325	000 720	00000 000		0.00
142 L 21325	000 800	00000 000	EMPLOYEE MEDICARE DEDUCTION	0.00
142 L 21325	000 890	00000 000		0.00
142 L 21325	000 891	00000 000	EMPLOYEE MEDICARE DEDUCTION	0.00
142 L 21325	000 892	00000 000	EMPLOYEE MEDICARE DEDUCTION	0.00
142 L 21325	000 894	00000 000	EMPLOYEE MEDICARE DEDUCTION	0.00
142 L 21325	000 895	00000 000	EMPLOYEE MEDICARE DEDUCTION	0.00
142 L 21325	000 896	00000 000	EMPLOYEE MEDICARE DEDUCTION	0.00
142 L 21325	000 898	00000 000		0.00
142 L 21325	000 900	00000 000	EMPLOYEE MEDICARE DEDUCTION	0.00
142 L 21325	000 901	00000 000		0.00
142 L 21325	000 910	00000 000	EMPLOYEE MEDICARE DEDUCTION	0.00
142 L 21325	000 912	00000 000		0.00
142 L 21325	000 930	00000 000		0.00
142 L 21325	000 931	00000 000		0.00
142 L 21325	000 934	00000 000		0.00
142 L 21325	000 935	00000 000		0.00
142 L 21325	000 937	00000 000		0.00
142 L 21325	000 938	00000 000		0.00
142 L 21325	000 940	00000 000		0.00
142 L 21325	000 950	00000 000		0.00
				<hr/>
142 L 21325	---	---	-----	0.00
142 L 21330	000 000	00000 000		11.93
142 L 21330	000 010	00000 000	RETIREMENT CONTRIBUTIONS	306.54CR
142 L 21330	000 100	00000 000	RETIREMENT CONTRIBUTIONS	0.00
142 L 21330	000 160	00000 000	RETIREMENT CONTRIBUTIONS	0.00
142 L 21330	000 200	00000 000	RETIREMENT CONTRIBUTIONS	0.00
142 L 21330	000 440	00000 000	RETIREMENT CONTRIBUTIONS	0.00
142 L 21330	000 580	00000 000	RETIREMENT CONTRIBUTIONS	0.00
142 L 21330	000 720	00000 000		0.00
142 L 21330	000 800	00000 000	RETIREMENT CONTRIBUTIONS	0.00
142 L 21330	000 890	00000 000		0.00
142 L 21330	000 891	00000 000	RETIREMENT CONTRIBUTIONS	0.00
142 L 21330	000 892	00000 000		0.00
142 L 21330	000 894	00000 000		0.00
142 L 21330	000 895	00000 000	RETIREMENT CONTRIBUTIONS	0.00

Fnd T Acct	Obj Prj Loc	Prg	Account Level Description	Amount
L			Liability	
142 L 21330	000 896	00000 000		0.00
142 L 21330	000 898	00000 000		0.00
142 L 21330	000 900	00000 000	RETIREMENT CONTRIBUTIONS	0.00
142 L 21330	000 901	00000 000		0.00
142 L 21330	000 910	00000 000	RETIREMENT CONTRIBUTIONS	0.00
142 L 21330	000 912	00000 000		0.00
142 L 21330	000 930	00000 000		0.00
142 L 21330	000 931	00000 000		0.00
142 L 21330	000 934	00000 000		0.00
142 L 21330	000 935	00000 000		0.00
142 L 21330	000 937	00000 000		0.00
142 L 21330	000 938	00000 000		0.00
142 L 21330	000 940	00000 000		0.00
142 L 21330	000 950	00000 000		0.00
142 L 21330	---	---	-----	294.61CR
142 L 21339	000 000	00000 000		0.00
142 L 21339	000 010	00000 000	STATE DENTAL PLAN	0.00
142 L 21339	000 100	00000 000	STATE DENTAL PLAN	974.80CR
142 L 21339	000 160	00000 000	STATE DENTAL PLAN	0.00
142 L 21339	000 200	00000 000	STATE DENTAL PLAN	142.39CR
142 L 21339	000 440	00000 000	STATE DENTAL PLAN	58.38CR
142 L 21339	000 580	00000 000	STATE DENTAL PLAN	0.00
142 L 21339	000 800	00000 000	STATE DENTAL PLAN	0.00
142 L 21339	000 891	00000 000	STATE DENTAL PLAN	0.00
142 L 21339	000 892	00000 000	STATE DENTAL PLAN	0.00
142 L 21339	000 900	00000 000	STATE DENTAL PLAN	1,484.30CR
142 L 21339	000 901	00000 000		0.00
142 L 21339	000 910	00000 000		0.00
142 L 21339	000 934	00000 000		0.00
142 L 21339	000 937	00000 000		0.00
142 L 21339	---	---	-----	2,659.87CR
142 L 21340	000 000	00000 000		0.00
142 L 21340	000 010	00000 000	INSURANCE CONTRIBUTIONS	0.00
142 L 21340	000 100	00000 000	INSURANCE CONTRIBUTIONS	0.00
142 L 21340	000 160	00000 000	INSURANCE CONTRIBUTIONS	0.00
142 L 21340	000 200	00000 000	INSURANCE CONTRIBUTIONS	0.00
142 L 21340	000 440	00000 000	INSURANCE CONTRIBUTIONS	0.00
142 L 21340	000 580	00000 000	INSURANCE CONTRIBUTIONS	0.00
142 L 21340	000 800	00000 000	INSURANCE CONTRIBUTIONS	0.00
142 L 21340	000 891	00000 000	INSURANCE CONTRIBUTIONS	0.00
142 L 21340	000 892	00000 000	MEDICAL INSURANCE PAYABLE	0.00
142 L 21340	000 900	00000 000	INSURANCE CONTRIBUTIONS	1,100.00
142 L 21340	000 910	00000 000	INSURANCE CONTRIBUTIONS	0.00
142 L 21340	000 937	00000 000		0.00
142 L 21340	---	---	-----	1,100.00
142 L 21342	000 010	00000 000		0.00
142 L 21342	000 100	00000 000	HARTFORD ROTH	0.00
142 L 21342	000 160	00000 000	HARTFORD ROTH	0.00
142 L 21342	000 200	00000 000	HARTFORD ROTH	0.00
142 L 21342	000 440	00000 000	HARTFORD ROTH	0.00
142 L 21342	000 900	00000 000	HARTFORD ROTH	0.00
142 L 21342	000 910	00000 000		0.00

Fnd T Acct	Obj Prj Loc	Prg	Account Level Description	Amount
L			Liability	
142 L 21342	---	---	-----	0.00
142 L 21343	000 000	00000	000	0.00
142 L 21343	000 010	00000	000 AMERICAN FAMILY LIFE	0.00
142 L 21343	000 100	00000	000 AMERICAN FAMILY LIFE	0.00
142 L 21343	000 160	00000	000 AMERICAN FAMILY LIFE	0.00
142 L 21343	000 200	00000	000 AMERICAN FAMILY LIFE	0.00
142 L 21343	000 440	00000	000 AMERICAN FAMILY LIFE	0.00
142 L 21343	000 800	00000	000 AMERICAN FAMILY LIFE	0.00
142 L 21343	000 900	00000	000 AMERICAN FAMILY LIFE	0.00
142 L 21343	000 901	00000	000	0.00
142 L 21343	000 910	00000	000 AMERICAN FAMILY LIFE	0.00
142 L 21343	000 912	00000	000	0.00
142 L 21343	000 930	00000	000	0.00
142 L 21343	000 934	00000	000	0.00
142 L 21343	000 937	00000	000	0.00
142 L 21343	000 940	00000	000	0.00
142 L 21343	---	---	-----	0.00
142 L 21344	000 100	00000	000 HORACE MANN LIFE INS	0.00
142 L 21344	000 160	00000	000 TITLE I-D	0.00
142 L 21344	000 900	00000	000 HORACE MANN LIFE INS	0.00
142 L 21344	---	---	-----	0.00
142 L 21346	000 000	00000	000	0.00
142 L 21346	000 010	00000	000 WASHINGTON NATIONAL INS	0.00
142 L 21346	000 160	00000	000 TITLE I-D	0.00
142 L 21346	000 900	00000	000 WASHINGTON NATIONAL INS	0.00
142 L 21346	000 910	00000	000 WASHINGTON NATIONAL INS	0.00
142 L 21346	---	---	-----	0.00
142 L 21347	000 000	00000	000	0.00
142 L 21347	000 100	00000	000 LIBERTY NATIONAL	0.00
142 L 21347	000 440	00000	000 LIBERTY NATIONAL	0.00
142 L 21347	000 800	00000	000 DEARBORN NATIONAL LIFE INSURAN	0.00
142 L 21347	000 900	00000	000 LIBERTY NATIONAL	0.00
142 L 21347	000 910	00000	000 LIBERTY NATIONAL	0.00
142 L 21347	---	---	-----	0.00
142 L 21348	000 000	00000	000	0.00
142 L 21348	000 010	00000	000 MEDICAL INSURANCE	0.00
142 L 21348	000 100	00000	000 MEDICAL INSURANCE	0.00
142 L 21348	000 160	00000	000 MEDICAL INSURANCE	0.00
142 L 21348	000 200	00000	000 EMPLOYEE INSURANCE DEDUCTIONS	0.00
142 L 21348	000 440	00000	000 MEDICAL INSURANCE	0.00
142 L 21348	000 580	00000	000 MEDICAL INSURANCE	0.00
142 L 21348	000 800	00000	000 MEDICAL INSURANCE	0.00
142 L 21348	000 891	00000	000 EMPLOYEE INSURANCE DEDUCTIONS	0.00
142 L 21348	000 900	00000	000 MEDICAL INSURANCE	485.00
142 L 21348	000 910	00000	000 MEDICAL INSURANCE	0.00
142 L 21348	000 937	00000	000	0.00
142 L 21348	---	---	-----	485.00
142 L 21349	000 010	00000	000	0.00
142 L 21349	000 100	00000	000 UNITED WAY	0.00

Fnd T	Acct	Obj	Prj	Loc	Prg	Account Level Description	Amount
L						Liability	
142	L	21349	000	200	00000	000	0.00
142	L	21349	000	440	00000	000	0.00
142	L	21349	000	900	00000	000 UNITED WAY	0.00
142	L	21349	000	912	00000	000	0.00
142	L	21349	000	937	00000	000	0.00
<hr/>							0.00
142	L	21351	000	010	00000	000 HORACE MANN ANNUITY	0.00
142	L	21351	000	100	00000	000 HORACE MANN ANNUITY	0.00
142	L	21351	000	160	00000	000 HORACE MANN ANNUITY	0.00
142	L	21351	000	200	00000	000 HORACE MANN ANNUITY	0.00
142	L	21351	000	440	00000	000 HORACE MANN ANNUITY	0.00
142	L	21351	000	580	00000	000 HORACE MANN ANNUITY	0.00
<hr/>							0.00
142	L	21351	---	---	-----	---	0.00
142	L	21353	000	000	00000	000	0.00
142	L	21353	000	010	00000	000 DAVIS VISION	0.00
142	L	21353	000	100	00000	000 DAVIS VISION	225.54CR
142	L	21353	000	160	00000	000 DAVIS VISION	0.00
142	L	21353	000	200	00000	000 DAVIS VISION	18.12CR
142	L	21353	000	440	00000	000 DAVIS VISION	18.12CR
142	L	21353	000	580	00000	000 DAVIS VISION	0.00
142	L	21353	000	800	00000	000 DAVIS VISION	0.00
142	L	21353	000	900	00000	000 DAVIS VISION	302.55CR
142	L	21353	000	937	00000	000	0.00
<hr/>							564.33CR
142	L	21353	---	---	-----	---	
142	L	21354	000	000	00000	000 ONE AMERICA	0.00
142	L	21354	000	100	00000	000 ONE AMERICA	0.00
142	L	21354	000	160	00000	000 ONE AMERICA	0.00
142	L	21354	000	200	00000	000 ONE AMERICA	0.00
142	L	21354	000	440	00000	000 ONE AMERICA	0.00
142	L	21354	000	580	00000	000 ONE AMERICA	0.00
142	L	21354	000	800	00000	000 ONE AMERICA	0.00
142	L	21354	000	891	00000	000 ONE AMERICA	0.00
142	L	21354	000	900	00000	000 ONE AMERICA	0.00
142	L	21354	000	901	00000	000 ARP IDEA PART B	0.00
142	L	21354	000	910	00000	000 ONE AMERICA	0.00
142	L	21354	000	937	00000	000	0.00
<hr/>							0.00
142	L	21354	---	---	-----	---	0.00
142	L	21356	000	100	00000	000 TRUSTMARK	0.00
142	L	21356	000	160	00000	000 TRUSTMARK	0.00
142	L	21356	000	200	00000	000 TRUSTMARK	0.00
142	L	21356	000	900	00000	000 TRUSTMARK	15.92CR
<hr/>							15.92CR
142	L	21356	---	---	-----	---	
142	L	21357	000	100	00000	000 MODERN WOODMEN INS PAYABL	0.00
<hr/>							0.00
142	L	21357	---	---	-----	---	0.00
142	L	21358	000	100	00000	000 HYBRID TAXED CONTRIBUTION	0.00
142	L	21358	000	890	00000	000	0.00
142	L	21358	000	896	00000	000 HYBRID TAXED CONTRIBUTION	0.00
142	L	21358	000	898	00000	000	0.00
142	L	21358	000	934	00000	000 HYBRID TAXED CONTRIBUTION	0.00

Fnd T Acct	Obj Prj Loc	Prg	Account Level Description	Amount
L			Liability	
142 L 21358	000 935 00000 000		HYBRID TAXED CONTRIBUTION	0.00
142 L 21358	000 937 00000 000		HYBRID TAXED CONTRIBUTION	0.00
142 L 21358	---	---	-----	0.00
142 L 21359	000 000 00000 000		HYBRID PRETAXED CONTRIBUTION	0.00
142 L 21359	000 010 00000 000			0.00
142 L 21359	000 100 00000 000		HYBRID PRETAXED CONTRIBUTION	0.00
142 L 21359	000 200 00000 000		HYBRID PRETAXED CONTRIBUTION	0.00
142 L 21359	000 440 00000 000		HYBRID PRETAXED CONTRIBUTION	0.00
142 L 21359	000 720 00000 000			0.00
142 L 21359	000 890 00000 000			0.00
142 L 21359	000 891 00000 000		HYBRID PRETAXED CONTRIBUTION	0.00
142 L 21359	000 896 00000 000			0.00
142 L 21359	000 898 00000 000			0.00
142 L 21359	000 900 00000 000		HYBRID PRETAXED CONTRIBUTION	0.00
142 L 21359	000 901 00000 000			0.00
142 L 21359	000 930 00000 000			0.00
142 L 21359	000 931 00000 000			0.00
142 L 21359	000 934 00000 000			0.00
142 L 21359	000 935 00000 000			0.00
142 L 21359	000 937 00000 000			0.00
142 L 21359	000 938 00000 000			0.00
142 L 21359	000 940 00000 000			0.00
142 L 21359	---	---	-----	0.00
142 L 21360	000 100 00000 000		GARNISHMENTS AND LEVIES	0.00
142 L 21360	000 900 00000 000		GARNISHMENTS AND LEVIES	330.08CR
142 L 21360	000 934 00000 000			0.00
142 L 21360	000 935 00000 000			0.00
142 L 21360	---	---	-----	330.08CR
142 L 21362	000 000 00000 000			0.00
142 L 21362	000 100 00000 000		USABLE LIFE INS	0.00
142 L 21362	000 200 00000 000		USABLE LIFE INS	0.00
142 L 21362	000 580 00000 000		USABLE LIFE INS	0.00
142 L 21362	000 800 00000 000		USABLE Life	0.00
142 L 21362	000 900 00000 000		USABLE LIFE INS	0.00
142 L 21362	000 910 00000 000		USABLE LIFE INS	0.00
142 L 21362	201 000 00000 000			0.00
142 L 21362	201 100 00000 000		SOCIAL SECURITY	0.00
142 L 21362	201 200 00000 000		SOCIAL SECURITY	0.00
142 L 21362	201 900 00000 000		SOCIAL SECURITY	0.00
142 L 21362	201 910 00000 000		SOCIAL SECURITY	0.00
142 L 21362	204 000 00000 000			0.00
142 L 21362	204 100 00000 000		STATE RETIREMENT	0.00
142 L 21362	204 200 00000 000		STATE RETIREMENT	0.00
142 L 21362	204 900 00000 000		STATE RETIREMENT	0.00
142 L 21362	204 910 00000 000		STATE RETIREMENT	0.00
142 L 21362	207 000 00000 000			0.00
142 L 21362	207 100 00000 000		MEDICAL INSURANCE	0.00
142 L 21362	207 160 00000 000		MEDICAL INSURANCE	0.00
142 L 21362	207 200 00000 000		MEDICAL INSURANCE	0.00
142 L 21362	207 900 00000 000		MEDICAL INSURANCE	0.00
142 L 21362	207 910 00000 000		MEDICAL INSURANCE	0.00
142 L 21362	212 000 00000 000			0.00

Fnd T Acct	Obj Prj Loc	Prg	Account Level Description	Amount
L			Liability	
142 L 21362	212 100	00000 000	MEDICARE	0.00
142 L 21362	212 200	00000 000	MEDICARE	0.00
142 L 21362	212 900	00000 000	MEDICARE	0.00
142 L 21362	212 910	00000 000	MEDICARE	0.00
<hr/>				
142 L 21362	---	---	-----	0.00
142 L 21365	000 010	00000 000		0.00
142 L 21365	000 100	00000 000	WAGWORKS	0.00
142 L 21365	000 200	00000 000	WAGWORKS	0.00
142 L 21365	000 580	00000 000	WAGWORKS	0.00
142 L 21365	000 900	00000 000	WAGWORKS	0.00
142 L 21365	000 912	00000 000		0.00
<hr/>				
142 L 21365	---	---	-----	0.00
142 L 21366	000 100	00000 000		0.00
142 L 21366	000 200	00000 000		0.00
142 L 21366	000 900	00000 000	LSW/VALUE TEACH	0.00
142 L 21366	000 937	00000 000		0.00
<hr/>				
142 L 21366	---	---	-----	0.00
142 L 21370	000 010	00000 000	AIG RETIREMENT (VALIC)	0.00
142 L 21370	000 100	00000 000	AIG RETIREMENT (VALIC)	0.00
142 L 21370	000 200	00000 000	AIG RETIREMENT (VALIC)	0.00
142 L 21370	000 440	00000 000	AIG RETIREMENT (VALIC)	0.00
<hr/>				
142 L 21370	---	---	-----	0.00
142 L 21380	000 010	00000 000	CREDIT UNION DEDUCTION	0.00
142 L 21380	000 100	00000 000	CREDIT UNION DEDUCTION	0.00
142 L 21380	000 580	00000 000	CREDIT UNION DEDUCTION	0.00
<hr/>				
142 L 21380	---	---	-----	0.00
142 L 21390	000 010	00000 000	NEA TEA WCEA DUES	0.00
142 L 21390	000 100	00000 000	NEA TEA WCEA DUES	0.00
142 L 21390	000 200	00000 000	NEA TEA WCEA DUES	0.00
142 L 21390	000 580	00000 000	NEA TEA WCEA DUES	0.00
142 L 21390	000 900	00000 000	NEA TEA WCEA DUES	0.00
<hr/>				
142 L 21390	---	---	-----	0.00
142 L 21392	000 900	00000 000		0.00
<hr/>				
142 L 21392	---	---	-----	0.00
142 L 21500	000 000	00000 000		0.00
142 L 21500	000 010	00000 000	DUE TO OTHER FUNDS	0.00
142 L 21500	000 100	00000 000	DUE TO OTHER FUNDS	0.00
142 L 21500	000 160	00000 000	DUE TO OTHER FUNDS	0.00
142 L 21500	000 200	00000 000	DUE TO OTHER FUNDS	0.00
142 L 21500	000 300	00000 000	DUE TO OTHER FUNDS	0.00
142 L 21500	000 440	00000 000	DUE TO OTHER FUNDS	0.00
142 L 21500	000 720	00000 000	DUE TO OTHER FUNDS	0.00
142 L 21500	000 800	00000 000	DUE TO OTHER FUNDS	0.00
142 L 21500	000 891	00000 000	DUE TO OTHER FUNDS	0.00
142 L 21500	000 892	00000 000	DUE TO OTHER FUNDS	0.00
142 L 21500	000 894	00000 000	DUE TO OTHER FUNDS	0.00
142 L 21500	000 896	00000 000	Due To Other Funds	0.00
142 L 21500	000 900	00000 000	DUE TO OTHER FUNDS	0.00

Fnd T Acct	Obj Prj Loc	Prg	Account Level Description	Amount
L			Liability	
142 L 21500 000 901 00000 000			DUE TO OTHER FUNDS	0.00
142 L 21500 000 910 00000 000			DUE TO OTHER FUNDS	0.00
142 L 21500 000 934 00000 000			DUE TO OTHER FUNDS	0.00
142 L 21500 000 935 00000 000			DUE TO OTHER FUNDS	0.00
142 L 21500 000 938 00000 000			BEST FOR ALL DISTRICT GRANT	0.00
142 L 21500 000 940 00000 000			Due To Other Funds	0.00
				<hr/>
142 L 21500 --- --- ----- ---				0.00
142 L 21530 000 000 00000 000			DUE TO STATE OF TENNESSEE	0.00
142 L 21530 000 010 00000 000			DUE TO STATE OF TENNESSEE	0.00
142 L 21530 000 200 00000 000			DUE TO STATE OF TENNESSEE	0.00
142 L 21530 000 800 00000 000			DUE TO STATE OF TN	0.00
142 L 21530 000 892 00000 000			Due to State of Tennessee	0.00
142 L 21530 000 900 00000 000			DUE TO STATE OF TENNESSEE	0.00
				<hr/>
142 L 21530 --- --- ----- ---				0.00
142 L 21535 000 100 00000 000			DAVIS VISION	0.00
				<hr/>
142 L 21535 --- --- ----- ---				0.00
142 L 21900 000 000 00000 000				0.00
142 L 21900 000 010 00000 000			OTHER CURRENT LIABILITIES	0.00
142 L 21900 000 100 00000 000			OTHER CURRENT LIABILITIES	0.00
142 L 21900 000 160 00000 000			OTHER CURRENT LIABILITIES	0.00
142 L 21900 000 200 00000 000			OTHER CURRENT LIABILITIES	0.00
142 L 21900 000 440 00000 000			OTHER CURRENT LIABILITIES	0.00
142 L 21900 000 720 00000 000				0.00
142 L 21900 000 800 00000 000			OTHER CURRENT LIABILITIES	0.00
142 L 21900 000 890 00000 000				0.00
142 L 21900 000 891 00000 000			OTHER CURRENT LIABILITIES	0.00
142 L 21900 000 894 00000 000			OTHER CURRENT LIABILITIES	0.00
142 L 21900 000 895 00000 000			OTHER CURRENT LIABILITIES	0.00
142 L 21900 000 896 00000 000			OTHER CURRENT LIABILITIES	0.00
142 L 21900 000 898 00000 000				0.00
142 L 21900 000 900 00000 000			OTHER CURRENT LIABILITIES	0.00
142 L 21900 000 901 00000 000				0.00
142 L 21900 000 910 00000 000			OTHER CURRENT LIABILITIES	0.00
142 L 21900 000 912 00000 000				0.00
142 L 21900 000 930 00000 000				0.00
142 L 21900 000 931 00000 000				0.00
142 L 21900 000 934 00000 000				0.00
142 L 21900 000 935 00000 000				0.00
142 L 21900 000 937 00000 000				0.00
142 L 21900 000 938 00000 000				0.00
142 L 21900 000 940 00000 000				0.00
142 L 21900 000 950 00000 000				0.00
				<hr/>
142 L 21900 --- --- ----- ---				0.00
				<hr/>
142 L ----- --- --- ----- ---				2,279.81CR
				=====

Fnd T	Acct	Obj	Prj	Loc	Prg	Account Level Description	Amount
Q						Equity	
142	Q	34100	000	800	00000	000 PO PAYABLE	0.00
142	Q	34100	---	---	-----	---	0.00
142	Q	34110	000	000	00000	000 PURCHASE ORDER PAYABLE	0.00
142	Q	34110	000	100	00000	000 PURCHASE ORDER PAYABLE	0.00
142	Q	34110	000	160	00000	000 PURCHASE ORDER PAYABLE	0.00
142	Q	34110	000	200	00000	000 PURCHASE ORDER PAYABLE	0.00
142	Q	34110	000	440	00000	000 PURCHASE ORDER PAYABLE	0.00
142	Q	34110	000	800	00000	000 PURCHASE ORDER PAYABLE	0.00
142	Q	34110	000	891	00000	000 PURCHASE ORDER PAYABLE	0.00
142	Q	34110	000	892	00000	000 PURCHASE ORDER PAYABLE	0.00
142	Q	34110	000	893	00000	000 PURCHASE ORDER PAYABLE	0.00
142	Q	34110	---	---	-----	---	0.00
142	Q	34111	000	000	00000	000	0.00
142	Q	34111	---	---	-----	---	0.00
142	Q	34120	000	000	00000	000	0.00
142	Q	34120	---	---	-----	---	0.00
142	Q	34555	000	010	00000	000 RESTRICTED FOR ED.-CARRY FORW	0.00
142	Q	34555	000	100	00000	000 RESTRICTED FOR ED.-CARRY FORW	0.00
142	Q	34555	000	901	00000	000 RESTRICTED FOR ED.-CARRY FORW	0.00
142	Q	34555	000	937	00000	000 RESTRICTED FOR ED.-CARRY FORW	0.00
142	Q	34555	---	---	-----	---	0.00
142	Q	39000	000	000	00000	000	1,500,109.34CR
142	Q	39000	000	010	00000	000 REV EXP SUMMARY FLOW THROUGH	14.24
142	Q	39000	000	100	00000	000 REV EXP SUMMARY FLOW THROUGH	689.35
142	Q	39000	000	101	00000	000	0.00
142	Q	39000	000	160	00000	000 REV EXP SUMMARY FLOW THROUGH	0.00
142	Q	39000	000	171	00000	000	0.00
142	Q	39000	000	172	00000	000	0.00
142	Q	39000	000	200	00000	000 REV EXP SUMMARY FLOW THROUGH	0.00
142	Q	39000	000	440	00000	000 REV EXP SUMMARY FLOW THROUGH	0.00
142	Q	39000	000	700	00000	000	0.00
142	Q	39000	000	705	00000	000	0.00
142	Q	39000	000	720	00000	000	0.00
142	Q	39000	000	800	00000	000 REV EXP SUMMARY FLOW THROUGH	38,247.12
142	Q	39000	000	801	00000	000 REV EXP SUMMARY FLOW THROUGH	0.00
142	Q	39000	000	802	00000	000	0.00
142	Q	39000	000	803	00000	000	0.00
142	Q	39000	000	890	00000	000	0.00
142	Q	39000	000	891	00000	000 REV EXP SUMMARY FLOW THROUGH	0.00
142	Q	39000	000	892	00000	000 REV EXP SUMMARY FLOW THROUGH	0.00
142	Q	39000	000	893	00000	000 REV EXP SUMMARY FLOW THROUGH	0.00
142	Q	39000	000	894	00000	000 REV EXP SUMMARY FLOW THROUGH	0.00
142	Q	39000	000	895	00000	000 REV EXP SUMMARY FLOW THROUGH	0.00
142	Q	39000	000	896	00000	000 REV EXP SUMMARY FLOW THROUGH	2,898.41
142	Q	39000	000	897	00000	000	0.00
142	Q	39000	000	898	00000	000	0.00
142	Q	39000	000	899	00000	000	0.00
142	Q	39000	000	900	00000	000 REV EXP SUMMARY FLOW THROUGH	423.63CR
142	Q	39000	000	901	00000	000	0.00
142	Q	39000	000	910	00000	000 REV EXP SUMMARY FLOW THROUGH	423.63

Account Level						Amount		
Fnd	T	Acct	Obj	Prj	Loc	Prg	Description	
Q							Equity	
142	Q	39000	000	911	00000	000		0.00
142	Q	39000	000	912	00000	000		0.00
142	Q	39000	000	930	00000	000		0.00
142	Q	39000	000	931	00000	000		0.00
142	Q	39000	000	932	00000	000		0.00
142	Q	39000	000	933	00000	000		0.00
142	Q	39000	000	934	00000	000		0.00
142	Q	39000	000	935	00000	000		0.00
142	Q	39000	000	936	00000	000		0.00
142	Q	39000	000	937	00000	000		0.00
142	Q	39000	000	938	00000	000		0.00
142	Q	39000	000	939	00000	000		0.00
142	Q	39000	000	940	00000	000		0.00
142	Q	39000	000	941	00000	000		0.00
142	Q	39000	000	950	00000	000		0.00
142	Q	39000	000	951	00000	000		0.00
142	Q	39000	000	952	00000	000		0.00
142	Q	39000	000	953	00000	000		10,000.00
142	Q	39000	---	---	-----	---		1,448,260.22CR
142	Q	-----	---	---	-----	---		1,448,260.22CR
Grand Asset Totals								1,450,540.03
Grand Liability Totals								2,279.81CR
Grand Equity Totals								1,448,260.22CR
Grand Totals								0.00

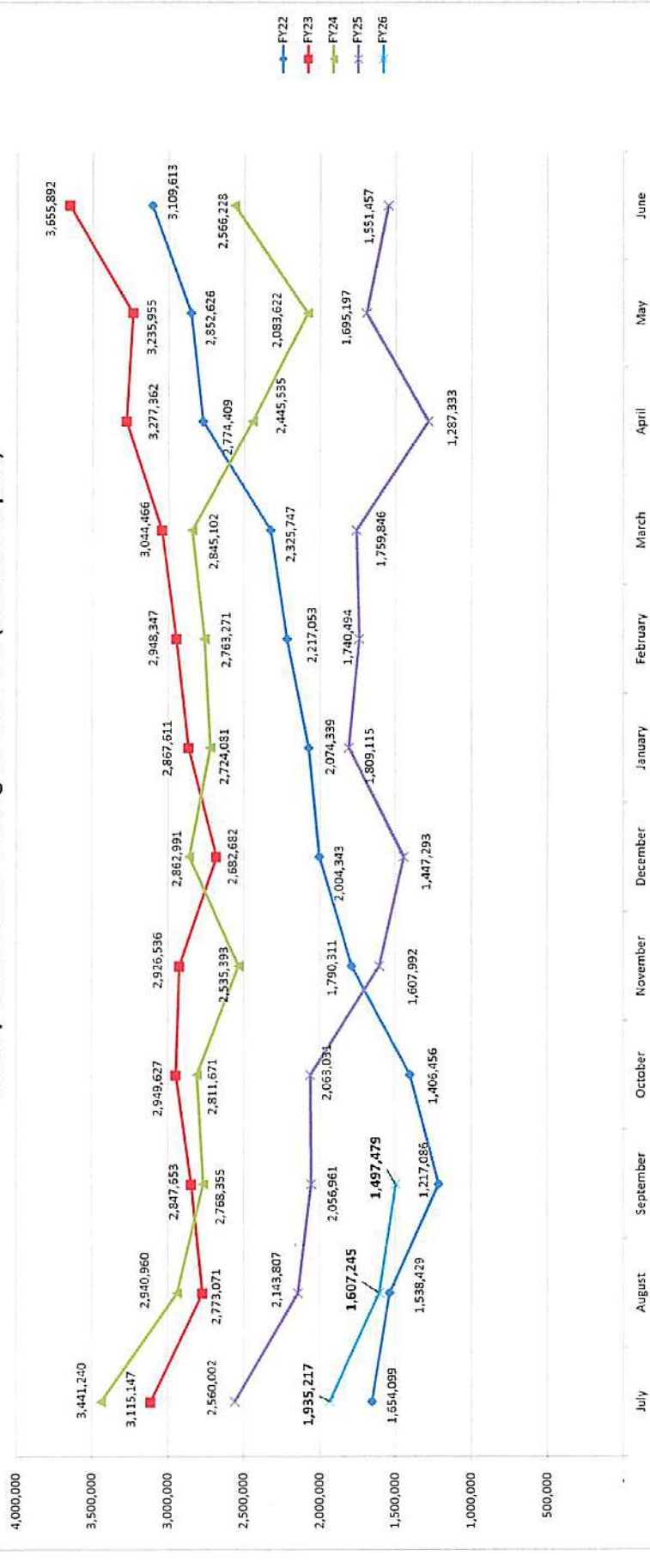
Number of Accounts: 624

***** End of report *****

Unreconciled Dietary Fund Balance Tracking

	July	August	September	October	November	December	January	February	March	April	May	June
FY17	6,202	(380)	87,719	(66,933)	(86,404)	(260,230)	(170,632)	(67,070)	(94,864)	(76,733)	(74,830)	84,303
FY18	81,487	10,761	28,355	23,814	82,977	36,830	147,998	48,470	185,611	215,506	186,942	312,172
FY19	311,869	220,005	227,069	112,592	210,288	207,552	396,827	448,838	501,337	620,464	695,028	770,132
FY20	816,142	703,889	732,436	562,564	839,293	856,627	953,189	976,954	945,748	723,166	1,157,314	1,392,339
FY21	1,479,368	1,498,922	1,261,684	1,274,533	1,333,983	1,347,174	1,484,634	1,474,184	1,431,524	1,545,728	1,716,753	1,785,613
FY22	1,654,099	1,538,429	1,217,086	1,406,456	1,790,311	2,004,343	2,074,339	2,217,053	2,325,747	2,774,409	2,852,626	3,109,613
FY23	3,115,147	2,773,071	2,847,653	2,949,627	2,926,536	2,682,682	2,867,611	2,948,307	3,044,466	3,277,362	3,235,955	3,655,892
FY24	3,441,240	2,940,960	2,768,355	2,811,671	2,535,393	2,862,991	2,724,081	2,763,271	2,845,102	2,445,535	2,083,622	2,566,228
FY25	2,560,002	2,143,807	2,056,961	2,063,031	1,607,992	1,447,293	1,809,115	1,740,494	1,759,846	1,287,333	1,695,197	1,551,457
FY26	1,935,217	1,607,245	1,497,479	1,497,479	1,406,456	1,447,293	1,759,846	1,759,846	1,287,333	1,287,333	1,287,333	1,287,333
Variance From PY	(624,785)	(536,562)	(559,482)	(559,482)	(559,482)	(559,482)	(559,482)	(559,482)	(559,482)	(559,482)	(559,482)	(559,482)
Variance From PM	383,760	(327,972)	(109,766)	(109,766)	(109,766)	(109,766)	(109,766)	(109,766)	(109,766)	(109,766)	(109,766)	(109,766)

Dietary Fund Balance Tracking FY22 to FY26 (Trustee's Report)

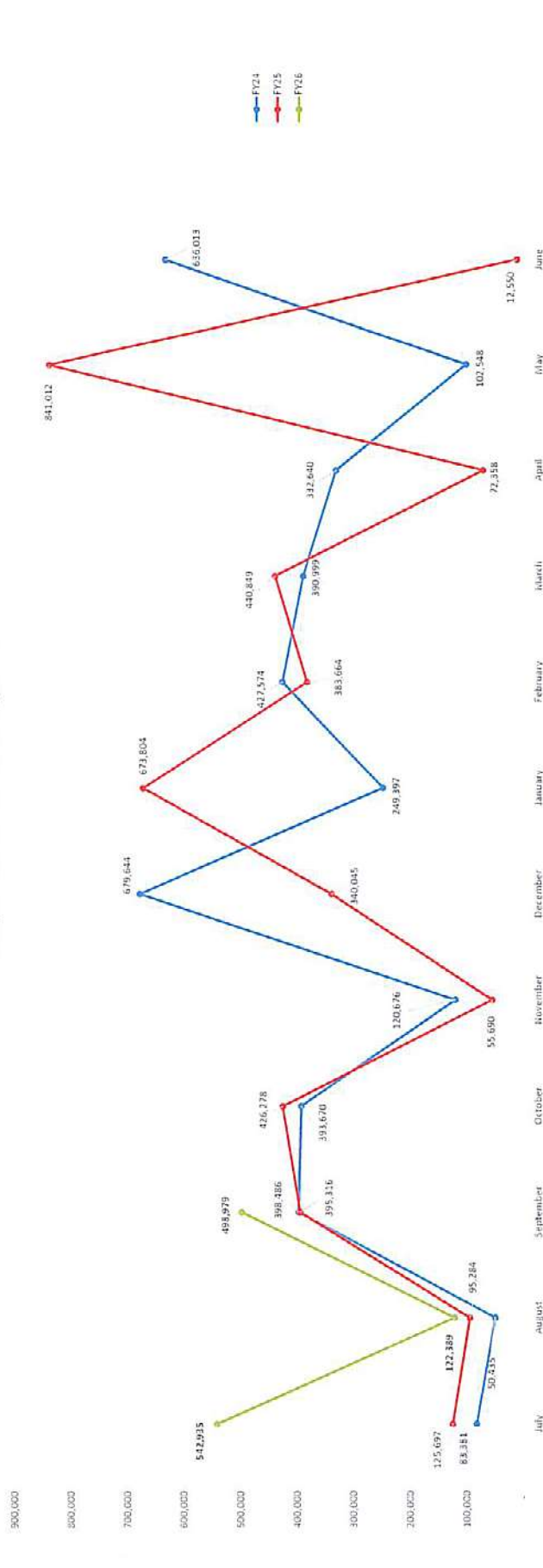


Revenue Comparison

	July	August	September	October	November	December	January	February	March	April	May	June	Totals-September 2005
FY21	180,856	132,392	4,635	279,041	290,918	265,988	316,656	273,936	253,342	383,828	476,272	261,460	317,883
FY22	188	238,593	43,450	465,326	869,463	545,619	349,424	478,400	550,353	730,850	573,429	468,239	282,261
FY23	136,432	10,497	364,883	395,361	288,979	140,146	488,928	430,937	384,305	577,919	273,278	569,779	511,813
FY24	83,381	50,435	398,455	393,670	120,676	679,644	249,397	427,574	390,999	332,640	102,548	636,013	532,302
FY25	125,697	95,284	395,316	426,278	55,690	340,045	673,804	383,664	440,849	72,358	841,012	12,550	616,298
FY26	542,935	122,389	498,979										1,164,303
Net Change PY	417,238	27,105	103,662										548,006

PY % Change 89%

Dietary Revenue Trends FY23 Through FY26



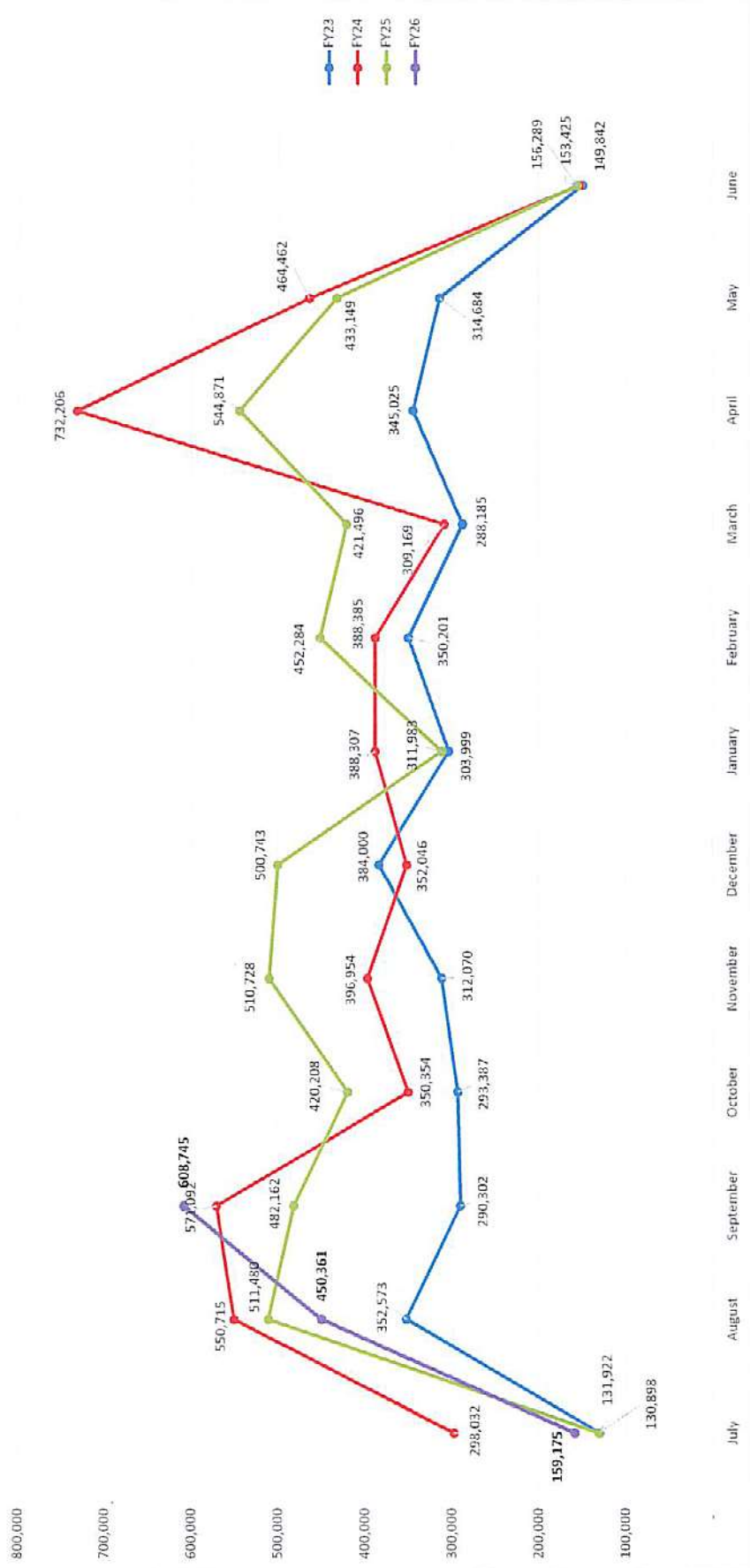
Expense Comparison

	July	August	September	October	November	December	January	February	March	April	May	June	Totals-September 2025
FY21	93,828	112,838	241,872	266,192	231,469	252,797	179,196	284,385	296,002	269,623	305,248	192,600	93,828
FY22	131,701	354,264	364,824	275,956	485,607	331,587	279,428	335,685	441,659	282,188	495,212	211,252	131,701
FY23	130,898	352,573	290,302	293,387	312,070	384,000	303,999	350,201	288,185	345,025	314,684	149,842	130,898
FY24	298,032	550,715	571,092	350,354	396,954	352,046	388,307	388,385	309,169	732,206	464,462	153,425	298,032
FY25	131,922	511,480	482,162	420,208	510,728	500,743	311,983	452,284	421,496	544,871	433,149	156,289	131,922
FY26	159,175	450,361	608,745								433,149		159,175

Net Change PY 27,253 (61,119) 126,583

PY% Change 27,253 21%

Dietary Expense Trends FY23 through FY26



DBHS Chart of Accounts
L-Accounts are Restricted Accounts
10/27/2025

Account Number

Fnd T Acct Obj Prj Loc Prg	Beginning Balance	Debit Amount	Credit Amount	Ending Balance	Account Level Description
145 A 00000 000 000 15000 100	\$ 746,069.63	\$ 322,061.94	\$ 221,248.75	\$ 846,882.82	CASH IN BANK - CHECKING

Account Number

Fnd T Acct Obj Prj Loc Prg	Beginning Balance	Debit Amount	Credit Amount	Ending Balance	Account Level Description
145 L 00000 000 000 15000 800	\$ (97.75)	\$ -	\$ -	\$ (97.75)	ACADEMIC TEAM
145 L 00000 000 000 15000 200	\$ 0.33	\$ -	\$ -	\$ 0.33	ACCOUNTS PAYABLE
145 L 00000 000 000 15000 900	\$ (191.44)	\$ 160.60	\$ 217.24	\$ (248.08)	ADMINISTRATIVE
145 L 00000 000 000 15000 803	\$ (10,344.03)	\$ -	\$ 4,800.00	\$ (15,144.03)	ART
145 L 00000 000 000 15000 616	\$ (110.00)	\$ -	\$ -	\$ (110.00)	ATHLETIC EQUIPMENT
145 L 00000 000 000 15000 602	\$ -	\$ -	\$ -	\$ -	ATHLETIC RESERVE
145 L 00000 000 000 15000 620	\$ (2,222.78)	\$ 8,614.83	\$ 11,160.58	\$ (4,768.53)	ATHLETICS - MIDDLE SCHOOL
145 L 00000 000 000 15000 601	\$ -	\$ -	\$ -	\$ -	ATHLETICS - OTHER
145 L 00000 000 000 15000 617	\$ (3,946.66)	\$ 258.00	\$ 14,300.00	\$ (17,988.66)	ATHLETICS - SP/RESERVE
145 L 00000 000 000 15000 614	\$ (3,835.52)	\$ 3,737.52	\$ 2,717.52	\$ (2,815.52)	ATHLETICS - TRAINING ROOM
145 L 00000 000 000 15000 615	\$ (720.35)	\$ -	\$ -	\$ (720.35)	ATHLETICS - WEIGHT ROOM
145 L 00000 000 000 15000 600	\$ (17,944.29)	\$ 85,094.55	\$ 124,801.98	\$ (57,651.72)	ATHLETICS-GENERAL
145 L 00000 000 000 15000 914	\$ -	\$ 950.41	\$ 9,000.00	\$ (8,049.59)	BAND
145 L 00000 000 000 15000 604	\$ (7,955.29)	\$ 488.26	\$ -	\$ (7,467.03)	BASEBALL
145 L 00000 001 000 15000 605	\$ (3,861.79)	\$ 15,560.32	\$ 32,970.42	\$ (21,271.89)	BASKETBALL - BOYS
145 L 00000 002 000 15000 605	\$ (7,355.58)	\$ 7,858.64	\$ 17,679.37	\$ (17,176.31)	BASKETBALL - GIRLS
145 L 00000 000 000 15000 807	\$ (438.35)	\$ -	\$ -	\$ (438.35)	BETA CLUB
145 L 00000 001 000 15000 915	\$ -	\$ -	\$ -	\$ -	BIOLOGY
145 L 00000 001 000 15000 916	\$ (64.45)	\$ -	\$ -	\$ (64.45)	BIOLOGY - BARR
145 L 00000 000 000 15000 734	\$ (116.25)	\$ -	\$ -	\$ (116.25)	BIOLOGY - CARR
145 L 00000 001 000 15000 917	\$ (923.47)	\$ -	\$ -	\$ (923.47)	BIOLOGY - FEATHERS
145 L 00000 002 000 15000 916	\$ -	\$ -	\$ -	\$ -	BIOLOGY - KIERNAN
145 L 00000 000 000 15000 735	\$ (482.07)	\$ -	\$ -	\$ (482.07)	BIOLOGY - KRTAUSCH
145 L 00000 000 000 15000 603	\$ (12,089.58)	\$ 11,201.93	\$ 15,888.13	\$ (16,775.78)	BLAZER ATHLETIC SUPPORT
145 L 00000 000 000 15000 970	\$ (136.64)	\$ -	\$ -	\$ (136.64)	BOARD ALLOCATION - ATTENDANCE
145 L 00000 000 000 15000 971	\$ -	\$ -	\$ -	\$ -	BOARD ALLOCATION - COPIER
145 L 00000 000 000 15000 972	\$ (3.00)	\$ -	\$ -	\$ (3.00)	BOARD ALLOCATION - MATERIALS
145 L 00000 000 000 15000 919	\$ (2,054.36)	\$ 126.00	\$ -	\$ (1,928.36)	BUILDING TRADES
145 L 00000 000 000 15000 606	\$ (9,953.03)	\$ 8,737.79	\$ 6,805.35	\$ (8,020.59)	CHEERLEADING
145 L 00000 001 000 15000 921	\$ (29.67)	\$ -	\$ -	\$ (29.67)	CHEMISTRY - CARR
145 L 00000 002 000 15000 921	\$ (236.60)	\$ -	\$ -	\$ (236.60)	CHEMISTRY - CARR
145 L 00000 000 000 15000 733	\$ (14.76)	\$ -	\$ -	\$ (14.76)	CHEMISTRY - KELLEY
145 L 00000 000 000 15000 825	\$ (1,173.00)	\$ -	\$ -	\$ (1,173.00)	CHIC FIL A ACADEMY
145 L 00000 000 000 15000 923	\$ (17,222.65)	\$ 1,861.18	\$ 4,800.00	\$ (20,161.47)	CHORUS
145 L 00000 000 000 15000 924	\$ (2,019.31)	\$ -	\$ 4,895.00	\$ (6,914.31)	CIVIL WAR HISTORY
145 L 00000 000 000 15000 716	\$ (2,530.26)	\$ 224.80	\$ 1,320.00	\$ (3,625.46)	CLASS OF 2026
145 L 00000 000 000 15000 721	\$ (225.00)	\$ 225.00	\$ -	\$ -	CLASS OF 2027
145 L 00000 000 000 15000 736	\$ (444.83)	\$ -	\$ -	\$ (444.83)	COMMUNICATIONS TECHNOLOGY
145 L 00000 000 000 15000 928	\$ (1,058.00)	\$ -	\$ 100.00	\$ (1,158.00)	COSMETOLOGY
145 L 00000 000 000 15000 619	\$ (1,241.53)	\$ -	\$ 50.00	\$ (1,291.53)	CROSS COUNTRY & TRACK
145 L 00000 000 000 15000 840	\$ (482.49)	\$ 1,432.26	\$ 3,159.50	\$ (2,209.73)	DANCE TEAM
145 L 00000 000 000 15000 929	\$ (12.93)	\$ -	\$ -	\$ (12.93)	DIVERSIFIED TECHNOLOGY
145 L 00000 000 000 15000 930	\$ (1,293.82)	\$ -	\$ 49.00	\$ (1,342.82)	DRAFTING
145 L 00000 000 000 15000 814	\$ (1,378.16)	\$ 312.60	\$ 280.00	\$ (1,345.56)	DRAMA -PLAYWRITING
145 L 00000 000 000 15000 931	\$ -	\$ -	\$ -	\$ -	DRIVERS EDUCATION
145 L 00000 000 000 15000 932	\$ (563.53)	\$ -	\$ -	\$ (563.53)	ECOLOGY
145 L 00000 000 000 15000 801	\$ (507.46)	\$ -	\$ -	\$ (507.46)	EDUCATORS RISING
145 L 00000 000 000 15000 933	\$ (358.71)	\$ -	\$ -	\$ (358.71)	ELECTRICITY
145 L 00000 000 000 15000 710	\$ (691.39)	\$ -	\$ -	\$ (691.39)	ENGLISH
145 L 00000 000 000 15000 709	\$ (90.00)	\$ -	\$ -	\$ (90.00)	ENGLISH -CLARK
145 L 00000 000 000 15000 934	\$ (349.72)	\$ -	\$ -	\$ (349.72)	ENGLISH-709
145 L 00000 000 000 15000 737	\$ (148.36)	\$ -	\$ -	\$ (148.36)	ENVIRONMENTAL SCIENCE
145 L 00000 000 000 15000 969	\$ -	\$ -	\$ -	\$ -	EPIC
145 L 00000 000 000 15000 908	\$ (211.49)	\$ -	\$ -	\$ (211.49)	EPSO Grant
145 L 00000 000 000 15000 958	\$ (143.10)	\$ 153.19	\$ 161.30	\$ (151.21)	FACULTY FUND
145 L 00000 000 000 15000 935	\$ (79.10)	\$ -	\$ 1,881.00	\$ (1,960.10)	FAMILY AND CONSUMER SCIENCE

145 L 00000 000 000 15000 936	\$	(645.62)	\$	-	\$	-	\$	(645.62)	FARM ACCOUNT/SHOW TEAMS
145 L 00000 000 000 15000 817	\$	(927.15)	\$	-	\$	-	\$	(927.15)	FCA
145 L 00000 000 000 15000 720	\$	(1,125.88)	\$	-	\$	-	\$	(1,125.88)	FCLLA II - SERVICE PROJECTS
145 L 00000 000 000 15000 819	\$	(11,508.00)	\$	7,048.67	\$	1,358.03	\$	(5,817.36)	FFA
145 L 00000 000 000 15000 821	\$	(205.40)	\$	-	\$	-	\$	(205.40)	FISHING CLUB
145 L 00000 000 000 15000 607	\$	(566.50)	\$	-	\$	-	\$	(566.50)	FOOTBALL
145 L 00000 000 000 15000 822	\$	(201.00)	\$	-	\$	-	\$	(201.00)	FRENCH CLUB
145 L 00000 000 000 15000 939	\$	(90.73)	\$	-	\$	-	\$	(90.73)	GEOLOGY
145 L 00000 000 000 15000 621	\$	(3,701.94)	\$	3,948.35	\$	5,085.25	\$	(4,838.84)	GIRLS SOCCER
145 L 00000 000 000 15000 818	\$	(590.38)	\$	-	\$	-	\$	(590.38)	GO-CART
145 L 00000 000 000 15000 608	\$	(12,909.53)	\$	8,520.77	\$	16,380.00	\$	(20,768.76)	GOLF
145 L 00000 000 000 15000 907	\$	(1.00)	\$	-	\$	-	\$	(1.00)	GRAD GIVES
145 L 00000 000 000 15000 906	\$	(12,200.46)	\$	-	\$	1,500.00	\$	(13,700.46)	GUIDANCE
145 L 00000 000 000 15000 943	\$	(19,500.38)	\$	1,761.24	\$	-	\$	(17,739.14)	HORTICULTURE
145 L 00000 000 000 15000 712	\$	(900.00)	\$	-	\$	100.00	\$	(1,000.00)	HOSA- HANNAH'S GRACE
145 L 00000 000 000 15000 826	\$	(1,840.50)	\$	1,668.99	\$	3,622.22	\$	(3,793.73)	HOSA II
145 L 00000 000 000 15000 920	\$	(40.00)	\$	-	\$	-	\$	(40.00)	HVAC
145 L 00000 000 000 15000 944	\$	-	\$	-	\$	-	\$	-	INFORMATION TECHNOLOGY
145 L 00000 000 000 15000 827	\$	(1,552.75)	\$	-	\$	-	\$	(1,552.75)	INTERNATIONAL CLUB
145 L 00000 001 000 15000 946	\$	(108,304.25)	\$	2,968.22	\$	7,385.00	\$	(112,721.03)	JROTC - MISCELLANEOUS
145 L 00000 002 000 15000 946	\$	-	\$	-	\$	-	\$	-	JROTC - OFFICERS
145 L 00000 005 000 15000 903	\$	(48.82)	\$	-	\$	-	\$	(48.82)	JROTC GRANT
145 L 00000 000 000 15000 828	\$	(537.38)	\$	870.00	\$	1,521.75	\$	(1,189.13)	KEY CLUB
145 L 00000 000 000 15000 948	\$	(2,021.33)	\$	-	\$	-	\$	(2,021.33)	KEYBOARDING
145 L 00000 000 000 15000 962	\$	(336.86)	\$	-	\$	-	\$	(336.86)	LIBRARY
145 L 00000 000 000 15000 806	\$	(7,526.85)	\$	2,496.90	\$	2,900.00	\$	(7,929.95)	MARKETING EDUCATION
145 L 00000 002 000 15000 950	\$	(474.00)	\$	-	\$	-	\$	(474.00)	MATH
145 L 00000 003 000 15000 950	\$	-	\$	-	\$	-	\$	-	MATH
145 L 00000 001 000 15000 950	\$	(52.36)	\$	-	\$	-	\$	(52.36)	MATH - HILL
145 L 00000 000 000 15000 955	\$	(1,687.07)	\$	-	\$	-	\$	(1,687.07)	MERCY / BENEVOLENCE FUND
145 L 00000 000 000 15000 909	\$	(0.93)	\$	-	\$	-	\$	(0.93)	MIDDLE SCHOOL BAND
145 L 00000 000 000 15000 915	\$	-	\$	-	\$	-	\$	-	MIDDLE SCHOOL BAND
145 L 00000 000 000 15000 844	\$	(34.95)	\$	-	\$	-	\$	(34.95)	MULTICULTURAL CLUB
145 L 00000 000 000 15000 832	\$	(1,288.75)	\$	-	\$	-	\$	(1,288.75)	NATIONAL HONOR SOCIETY
145 L 00000 000 000 15000 805	\$	(154.47)	\$	-	\$	-	\$	(154.47)	OUTDOOR SPORTSMANSHIP
145 L 00000 001 000 15000 912	\$	(2,627.83)	\$	-	\$	-	\$	(2,627.83)	PAUL KEYS SCHOLARSHIP
145 L 00000 000 000 15000 834	\$	(70.68)	\$	-	\$	-	\$	(70.68)	PEP CLUB
145 L 00000 000 000 15000 835	\$	-	\$	-	\$	-	\$	-	PHOTOGRAPHY CLUB
145 L 00000 001 000 15000 954	\$	(8.57)	\$	-	\$	-	\$	(8.57)	PHYSICAL SCIENCE - JENNINGS
145 L 00000 002 000 15000 954	\$	-	\$	-	\$	-	\$	-	PHYSICAL SCIENCE - RHOTON
145 L 00000 000 000 15000 957	\$	(371.28)	\$	-	\$	-	\$	(371.28)	PHYSICS
145 L 00000 003 000 15000 903	\$	-	\$	-	\$	-	\$	-	QUEST GRANT (RHOTON)
145 L 00000 000 000 15000 986	\$	(699.87)	\$	-	\$	-	\$	(699.87)	RESOURCE CDC
145 L 00000 000 000 15000 925	\$	-	\$	-	\$	-	\$	-	ROTC RANGE IMPROVEMENT GRANT
145 L 00000 003 000 15000 912	\$	(10,846.82)	\$	-	\$	-	\$	(10,846.82)	ROTC SCHOLARSHIP
145 L 00000 000 000 15000 841	\$	(194.37)	\$	-	\$	-	\$	(194.37)	RURI-TEEN CLUB
145 L 00000 000 000 15000 912	\$	(7,450.00)	\$	-	\$	-	\$	(7,450.00)	SCHOLARSHIPS
145 L 00000 000 000 15000 968	\$	(1,000.13)	\$	-	\$	-	\$	(1,000.13)	SCHOOL INCENTIVES
145 L 00000 001 000 15000 981	\$	(268.39)	\$	-	\$	-	\$	(268.39)	SCIENCE - CARR
145 L 00000 000 000 15000 982	\$	-	\$	-	\$	-	\$	-	SCIENCE DEPARTMENT GRANT
145 L 00000 000 000 15000 810	\$	-	\$	-	\$	-	\$	-	SCIENCE OLYMPIAD
145 L 00000 000 000 15000 981	\$	(10.00)	\$	-	\$	-	\$	(10.00)	SCIENCE-716-HORN
145 L 00000 000 000 15000 715	\$	(261.09)	\$	289.98	\$	300.00	\$	(271.11)	SCIENCE-HORN
145 L 00000 000 000 15000 850	\$	(21,520.01)	\$	246.07	\$	1,273.24	\$	(22,547.18)	SCRIB ACCOUNT
145 L 00000 000 000 15000 921	\$	(1,414.00)	\$	-	\$	224.00	\$	(1,638.00)	SKILLS
145 L 00000 000 000 15000 610	\$	(79.66)	\$	-	\$	-	\$	(79.66)	SOCCER
145 L 00000 000 000 15000 983	\$	(226.12)	\$	-	\$	-	\$	(226.12)	SOCIAL STUDIES - ECONOMICS
145 L 00000 000 000 15000 984	\$	(16.09)	\$	-	\$	-	\$	(16.09)	SOCIAL STUDIES - GOVERNMENT
145 L 00000 000 000 15000 609	\$	(7,666.22)	\$	338.26	\$	-	\$	(7,327.96)	SOFTBALL
145 L 00000 000 000 15000 922	\$	-	\$	-	\$	-	\$	-	SONGWRITING
145 L 00000 000 000 15000 843	\$	(510.06)	\$	-	\$	-	\$	(510.06)	SPANISH CLUB
145 L 00000 000 000 15000 977	\$	(7.22)	\$	331.37	\$	480.00	\$	(155.85)	SPECIAL EDUCATION
145 L 00000 000 000 15000 845	\$	(225.02)	\$	300.00	\$	1,025.00	\$	(950.02)	STUDENT COUNCIL
145 L 00000 000 000 15000 991	\$	(3,421.70)	\$	452.82	\$	-	\$	(2,968.88)	STUDENT NEEDS
145 L 00000 000 000 15000 927	\$	(295.00)	\$	-	\$	140.00	\$	(435.00)	TAP
145 L 00000 000 000 15000 618	\$	-	\$	-	\$	-	\$	-	TRACK

145 L 00000 000 000 15000 847	\$	(37.82)	\$	-	\$	-	\$	(37.82)	TRI M MUSIC HONOR SOCIETY
145 L 00000 000 000 15000 848	\$	(2,701.56)	\$	210.00	\$	-	\$	(2,491.56)	TSA
145 L 00000 000 000 15000 611	\$	(9,216.91)	\$	20,777.71	\$	20,415.82	\$	(8,855.02)	VOLLEYBALL
145 L 00000 000 000 15000 798	\$	(124,444.37)	\$	3,716.21	\$	134.89	\$	(120,863.05)	WANDA B DUGGER TRUST-BIOLOGY
145 L 00000 000 000 15000 799	\$	(122,909.91)	\$	3,302.22	\$	-	\$	(119,607.69)	WANDA B DUGGER TRUST-CHEMISTRY
145 L 00000 000 000 15000 612	\$	-	\$	-	\$	-	\$	-	WRESTLING
145 L 00000 000 000 15000 899	\$	(40,854.58)	\$	7,241.41	\$	-	\$	(33,613.17)	YEARBOOK

Total L-Account Balances \$ (775,077.26)

Total A-Account Balances \$ 846,882.82

Unreconciled Total Unrestricted Funds \$ 71,805.56

DCHS Chart of Accounts
L-Accounts are Restricted Accounts
10/27/2025

Account Number

Fnd T Acct	Obj Prj Loc	Prg	Beginning Balance	Debit Amount	Credit Amount	Ending Balance	Account Level Description
145 A 00000	000 000 16000	100	\$ 609,541.73	\$ 306,525.93	\$ 238,275.94	\$ 677,791.72	CASH IN BANK - CHECKING

Account Number

Fnd T Acct	Obj Prj Loc	Prg	Beginning Balance	Debit Amount	Credit Amount	Ending Balance	Account Level Description
145 L 00000	000 000 16000	600	\$ (38,023.24)	\$ 77,202.52	\$ 113,502.78	\$ (74,323.50)	ATHLETICS
145 L 00000	000 000 16000	601	\$ (218.90)	\$ -	\$ -	\$ (218.90)	STAR WALK OF FAME
145 L 00000	000 000 16000	602	\$ (2,594.67)	\$ -	\$ -	\$ (2,594.67)	ATHLETICS - RESERVE
145 L 00000	000 000 16000	603	\$ -	\$ -	\$ -	\$ -	BASKETBALL - FRESHMAN BOYS
145 L 00000	000 000 16000	604	\$ (534.00)	\$ -	\$ -	\$ (534.00)	BASEBALL
145 L 00000	000 000 16000	605	\$ (12,685.22)	\$ 16,078.96	\$ 30,122.00	\$ (26,728.26)	BASKETBALL - BOYS
145 L 00000	000 000 16000	606	\$ (18,560.92)	\$ 16,432.07	\$ 8,915.00	\$ (11,043.85)	CHEERLEADING
145 L 00000	000 000 16000	607	\$ (13,912.15)	\$ 23,897.82	\$ 28,649.87	\$ (18,664.20)	FOOTBALL
145 L 00000	000 000 16000	608	\$ (1,058.75)	\$ 635.00	\$ 2,640.00	\$ (3,063.75)	GOLF
145 L 00000	000 000 16000	609	\$ (5,043.07)	\$ -	\$ -	\$ (5,043.07)	SOFTBALL
145 L 00000	000 000 16000	611	\$ (1,107.70)	\$ 326.94	\$ 1,473.00	\$ (2,253.76)	VOLLEYBALL
145 L 00000	000 000 16000	612	\$ (65.86)	\$ -	\$ -	\$ (65.86)	WRESTLING
145 L 00000	000 000 16000	613	\$ (2,000.03)	\$ -	\$ -	\$ (2,000.03)	HARDEE'S CLASSIC/ SPECIAL TOUR
145 L 00000	000 000 16000	614	\$ (5,305.21)	\$ 1,521.07	\$ 56.00	\$ (3,840.14)	ATHLETICS - TRAINING
145 L 00000	000 000 16000	615	\$ (8,044.55)	\$ 3,390.68	\$ -	\$ (4,653.87)	BASKETBALL - GIRLS
145 L 00000	000 000 16000	616	\$ (337.50)	\$ -	\$ -	\$ (337.50)	MEN'S VOLLEYBALL
145 L 00000	000 000 16000	617	\$ (440.00)	\$ -	\$ -	\$ (440.00)	ATHLETICS - SPECIAL PROJECTS
145 L 00000	000 000 16000	618	\$ (4,049.44)	\$ -	\$ -	\$ (4,049.44)	TRACK
145 L 00000	000 000 16000	619	\$ (7,635.66)	\$ 10,002.79	\$ 15,844.06	\$ (13,476.93)	CROSS COUNTRY
145 L 00000	000 000 16000	620	\$ (667.95)	\$ 4,792.46	\$ 10,115.28	\$ (5,990.77)	ATHLETICS - MIDDLE SCHOOL
145 L 00000	000 000 16000	621	\$ (1,670.21)	\$ -	\$ 1,902.00	\$ (3,572.21)	DANCE TEAM
145 L 00000	000 000 16000	622	\$ -	\$ -	\$ -	\$ -	INDOOR ATHLETIC FACILITY
145 L 00000	000 000 16000	623	\$ -	\$ -	\$ 75.00	\$ (75.00)	PICKLEBALL CLUB
145 L 00000	000 000 16000	710	\$ (1,516.63)	\$ -	\$ 410.00	\$ (1,926.63)	SOCIAL STUDIES
145 L 00000	000 000 16000	711	\$ (4,851.24)	\$ -	\$ -	\$ (4,851.24)	DIVERSIFIED TECHNOLOGY
145 L 00000	000 000 16000	714	\$ (1,086.12)	\$ -	\$ -	\$ (1,086.12)	GRADUATION
145 L 00000	000 000 16000	715	\$ -	\$ -	\$ -	\$ -	CLASS OF 2015
145 L 00000	000 000 16000	716	\$ (4,478.34)	\$ -	\$ -	\$ (4,478.34)	CLASS OF 2028
145 L 00000	000 000 16000	717	\$ (13,847.30)	\$ 50.00	\$ -	\$ (13,797.30)	CLASS OF 2029
145 L 00000	000 000 16000	722	\$ (4,992.86)	\$ 500.00	\$ 350.00	\$ (4,842.86)	CLASS OF 2026
145 L 00000	000 000 16000	724	\$ (7,197.10)	\$ -	\$ -	\$ (7,197.10)	CLASS OF 2027
145 L 00000	000 000 16000	740	\$ (5,390.74)	\$ 152.50	\$ 936.00	\$ (6,174.24)	GUIDANCE/BENEVOLENCE
145 L 00000	000 000 16000	742	\$ (2,938.03)	\$ -	\$ -	\$ (2,938.03)	NEEDY STUDENT FUND
145 L 00000	000 000 16000	801	\$ (64.87)	\$ -	\$ 230.00	\$ (294.87)	FUTURE TEACHERS OF AMERICA
145 L 00000	000 000 16000	802	\$ (426.89)	\$ -	\$ -	\$ (426.89)	JOURNALISM
145 L 00000	000 000 16000	803	\$ (20.00)	\$ -	\$ -	\$ (20.00)	ARK CLUB
145 L 00000	000 000 16000	804	\$ (5,282.99)	\$ 2,554.85	\$ 345.00	\$ (3,073.14)	AUDIO VISUAL
145 L 00000	000 000 16000	805	\$ (247.41)	\$ -	\$ 46.00	\$ (293.41)	ELECTRICAL CARPENTRY
145 L 00000	000 000 16000	806	\$ (2,105.50)	\$ 1,557.30	\$ 50.00	\$ (598.20)	AUTO MECHANICS
145 L 00000	000 000 16000	807	\$ (1,208.19)	\$ 416.00	\$ 455.00	\$ (1,247.19)	BETA CLUB
145 L 00000	000 000 16000	808	\$ (200.68)	\$ -	\$ -	\$ (200.68)	BIBLE CLUB
145 L 00000	000 000 16000	809	\$ (116.00)	\$ -	\$ -	\$ (116.00)	AGRICULTURAL MECHANICS
145 L 00000	000 000 16000	810	\$ (274.93)	\$ 50.00	\$ 1,647.00	\$ (1,871.93)	CIVINETTES
145 L 00000	000 000 16000	811	\$ (793.06)	\$ -	\$ 912.00	\$ (1,705.06)	BUSINESS PROFESSIONALS OF AMER
145 L 00000	000 000 16000	812	\$ -	\$ -	\$ -	\$ -	CIVINETTES
145 L 00000	000 000 16000	813	\$ (4,933.62)	\$ 364.99	\$ -	\$ (4,568.63)	DECA
145 L 00000	000 000 16000	814	\$ (4,904.22)	\$ -	\$ -	\$ (4,904.22)	DRAMA CLUB
145 L 00000	000 000 16000	815	\$ -	\$ -	\$ -	\$ -	GO-KART
145 L 00000	000 000 16000	816	\$ (2.52)	\$ -	\$ -	\$ (2.52)	ENVIROTHON
145 L 00000	000 000 16000	817	\$ (20,325.52)	\$ 3,886.00	\$ 1,700.00	\$ (18,139.52)	FELLOWSHIP OF CHRISTIAN ATHLET
145 L 00000	000 000 16000	818	\$ (775.75)	\$ 775.75	\$ -	\$ -	FCCLA
145 L 00000	000 000 16000	819	\$ (4,960.48)	\$ 50.85	\$ 4,935.00	\$ (9,844.63)	FFA
145 L 00000	000 000 16000	820	\$ (25,000.00)	\$ -	\$ -	\$ (25,000.00)	FFA HORTICULTURE
145 L 00000	000 000 16000	821	\$ (10,149.71)	\$ -	\$ 30.00	\$ (10,179.71)	FIRST ROBOTICS
145 L 00000	000 000 16000	822	\$ (787.87)	\$ -	\$ -	\$ (787.87)	FRENCH CLUB
145 L 00000	000 000 16000	823	\$ (190.98)	\$ -	\$ -	\$ (190.98)	GERMAN CLUB

145 L 00000 000 000 16000 824	\$	(1,053.56)	\$	78.63	\$	3,445.00	\$	(4,419.93)	HEALTH OCCUPATIONS
145 L 00000 000 000 16000 825	\$	(400.00)	\$	-	\$	-	\$	(400.00)	HIKING CLUB
145 L 00000 000 000 16000 826	\$	(265.00)	\$	-	\$	-	\$	(265.00)	DUNGEON & DRAGONS CLUB
145 L 00000 000 000 16000 827	\$	(411.29)	\$	-	\$	-	\$	(411.29)	SPANISH HONOR SOCIETY
145 L 00000 000 000 16000 828	\$	(5,375.05)	\$	380.00	\$	-	\$	(4,995.05)	KEY CLUB
145 L 00000 000 000 16000 829	\$	(655.74)	\$	-	\$	-	\$	(655.74)	RECYCLE CLUB
145 L 00000 000 000 16000 830	\$	(233.67)	\$	-	\$	-	\$	(233.67)	EMR/EKG
145 L 00000 000 000 16000 831	\$	(539.15)	\$	84.60	\$	125.00	\$	(579.55)	INTERNATIONAL LANGUAGE CLUB
145 L 00000 000 000 16000 832	\$	(129.50)	\$	-	\$	-	\$	(129.50)	MYTHS & LEGENDS
145 L 00000 000 000 16000 833	\$	(282.88)	\$	-	\$	-	\$	(282.88)	HARDEE'S SCHOLARSHIPS
145 L 00000 000 000 16000 834	\$	(256.60)	\$	-	\$	-	\$	(256.60)	PEP CLUB
145 L 00000 000 000 16000 835	\$	(30.02)	\$	-	\$	-	\$	(30.02)	PHOTO CLUB
145 L 00000 000 000 16000 836	\$	(2,216.36)	\$	36,345.77	\$	36,132.20	\$	(2,002.79)	PIONEER ATHLETICS CLUB
145 L 00000 000 000 16000 837	\$	-	\$	-	\$	-	\$	-	TURNING POINT USA
145 L 00000 000 000 16000 838	\$	(230.00)	\$	-	\$	-	\$	(230.00)	RADIO CLUB
145 L 00000 000 000 16000 842	\$	(100.00)	\$	-	\$	-	\$	(100.00)	SCHOLARS BOWL
145 L 00000 000 000 16000 843	\$	(325.58)	\$	-	\$	-	\$	(325.58)	SENIOR SECTION LEADERS
145 L 00000 000 000 16000 845	\$	(1,418.85)	\$	370.72	\$	400.00	\$	(1,448.13)	STUDENT COUNCIL
145 L 00000 000 000 16000 849	\$	(5,059.38)	\$	783.58	\$	2,110.00	\$	(6,385.80)	SKILLS USA
145 L 00000 000 000 16000 850	\$	(7.50)	\$	-	\$	-	\$	(7.50)	YOGA CLUB
145 L 00000 000 000 16000 851	\$	(150.58)	\$	-	\$	-	\$	(150.58)	CHESS CLUB
145 L 00000 000 000 16000 855	\$	(961.91)	\$	566.92	\$	1,743.72	\$	(2,138.71)	SCRIB ACCOUNT
145 L 00000 000 000 16000 856	\$	(267.24)	\$	80.00	\$	-	\$	(187.24)	SPEECH DEBATE CLUB
145 L 00000 000 000 16000 857	\$	(18.65)	\$	-	\$	-	\$	(18.65)	CHICK-FIL-A ACADEMY
145 L 00000 000 000 16000 858	\$	-	\$	-	\$	-	\$	-	TSA - TECHNOLOGY STUDENT ASSOC
145 L 00000 000 000 16000 899	\$	(14,020.17)	\$	1,970.00	\$	450.00	\$	(12,500.17)	YEARBOOK
145 L 00000 000 000 16000 904	\$	(37.88)	\$	-	\$	-	\$	(37.88)	ADVANCED COMPOSITION
145 L 00000 000 000 16000 906	\$	(594.25)	\$	-	\$	920.00	\$	(1,514.25)	GUIDANCE
145 L 00000 000 000 16000 907	\$	-	\$	-	\$	-	\$	-	ANNUAL BANQUET FUND
145 L 00000 000 000 16000 908	\$	(2,006.80)	\$	-	\$	-	\$	(2,006.80)	EPSO Grant
145 L 00000 000 000 16000 910	\$	(1.00)	\$	-	\$	-	\$	(1.00)	GRAD GIVES
145 L 00000 000 000 16000 911	\$	(1,400.00)	\$	-	\$	-	\$	(1,400.00)	PARTNERS IN CAREER TECH EDUCAT
145 L 00000 000 000 16000 912	\$	(95.00)	\$	-	\$	-	\$	(95.00)	SCHOLARSHIPS
145 L 00000 000 000 16000 913	\$	(16,113.56)	\$	3,118.84	\$	3,600.00	\$	(16,594.72)	ART
145 L 00000 000 000 16000 914	\$	(1,273.12)	\$	2,911.83	\$	9,000.00	\$	(7,361.29)	BAND
145 L 00000 000 000 16000 923	\$	(7,952.92)	\$	5,188.24	\$	8,577.00	\$	(11,341.68)	CHORUS
145 L 00000 000 000 16000 925	\$	(156.86)	\$	-	\$	-	\$	(156.86)	COLLEGE CORNER
145 L 00000 000 000 16000 926	\$	-	\$	-	\$	-	\$	-	COMPOSITION
145 L 00000 000 000 16000 928	\$	(3,005.74)	\$	602.61	\$	790.00	\$	(3,193.13)	COSMETOLOGY
145 L 00000 000 000 16000 930	\$	(5,247.26)	\$	-	\$	-	\$	(5,247.26)	DRAFTING
145 L 00000 000 000 16000 931	\$	(212.87)	\$	-	\$	-	\$	(212.87)	DRIVERS EDUCATION
145 L 00000 000 000 16000 934	\$	(138.71)	\$	-	\$	-	\$	(138.71)	ENGLISH
145 L 00000 000 000 16000 936	\$	(166.59)	\$	-	\$	-	\$	(166.59)	FARM ACCOUNT
145 L 00000 000 000 16000 938	\$	(7,803.29)	\$	-	\$	-	\$	(7,803.29)	MACHINE SHOP GRANT- GENE HAAS
145 L 00000 000 000 16000 940	\$	(62,431.33)	\$	5,370.06	\$	5,608.10	\$	(62,669.37)	GRAPHIC ARTS
145 L 00000 000 000 16000 942	\$	(50,592.99)	\$	17,222.77	\$	3,605.06	\$	(36,975.28)	HOME ECONOMICS
145 L 00000 000 000 16000 947	\$	(1,685.33)	\$	430.33	\$	555.00	\$	(1,810.00)	MACHINE SHOP
145 L 00000 000 000 16000 949	\$	(431.29)	\$	25.00	\$	555.00	\$	(961.29)	MASONRY
145 L 00000 000 000 16000 950	\$	(10,495.58)	\$	-	\$	205.00	\$	(10,700.58)	MATH
145 L 00000 000 000 16000 951	\$	-	\$	-	\$	-	\$	-	MINI LIBRARY
145 L 00000 000 000 16000 953	\$	(311.05)	\$	-	\$	-	\$	(311.05)	NORTHEAST SECONDARY PRINCIPALS
145 L 00000 000 000 16000 955	\$	(3,368.84)	\$	709.00	\$	584.00	\$	(3,243.84)	MERCY
145 L 00000 000 000 16000 956	\$	(3,396.97)	\$	-	\$	-	\$	(3,396.97)	PRINCIPAL'S INCENTIVE
145 L 00000 000 000 16000 958	\$	(147.68)	\$	-	\$	400.00	\$	(547.68)	FACULTY FUND
145 L 00000 000 000 16000 960	\$	(189.11)	\$	-	\$	-	\$	(189.11)	PRE-VOCATIONAL
145 L 00000 000 000 16000 962	\$	(544.01)	\$	-	\$	10.00	\$	(554.01)	LIBRARY
145 L 00000 000 000 16000 965	\$	-	\$	-	\$	-	\$	-	PROJECT STAR
145 L 00000 000 000 16000 969	\$	(26.89)	\$	-	\$	-	\$	(26.89)	EPIC
145 L 00000 000 000 16000 970	\$	(322.12)	\$	-	\$	-	\$	(322.12)	BOARD ALLOCATION - ATTENDANCE
145 L 00000 000 000 16000 971	\$	(7,120.69)	\$	235.81	\$	-	\$	(6,884.88)	BOARD ALLOCATION - COPIER
145 L 00000 000 000 16000 972	\$	(1,500.00)	\$	-	\$	-	\$	(1,500.00)	BOARD ALLOCATION - MATERIALS
145 L 00000 000 000 16000 979	\$	(520.69)	\$	-	\$	-	\$	(520.69)	RURITAN
145 L 00000 000 000 16000 981	\$	(5,982.57)	\$	1,387.80	\$	2,241.00	\$	(6,835.77)	SCIENCE
145 L 00000 000 000 16000 985	\$	(1,617.20)	\$	-	\$	-	\$	(1,617.20)	SPANISH
145 L 00000 000 000 16000 992	\$	-	\$	-	\$	-	\$	-	STUDENT OF THE MONTH
145 L 00000 000 000 16000 997	\$	(538.82)	\$	-	\$	-	\$	(538.82)	TITLE READING

145 L 00000 000 000 16000 999	\$	(1,454.71)	\$	1,395.99	\$	1,625.00	\$	(1,683.72)	WELDING
145 L 00000 001 000 16000 605	\$	-	\$	-	\$	-	\$	-	BASKETBALL - BOYS
145 L 00000 001 000 16000 608	\$	(39.26)	\$	-	\$	-	\$	(39.26)	GOLF - MIDDLE SCHOOL
145 L 00000 001 000 16000 610	\$	(1,148.32)	\$	-	\$	-	\$	(1,148.32)	SOCCER - BOYS
145 L 00000 001 000 16000 612	\$	-	\$	-	\$	-	\$	-	WRESTLING - MIDDLE SCHOOL
145 L 00000 001 000 16000 940	\$	-	\$	-	\$	-	\$	-	GRAPHIC ARTS CENTRAL OFFICE
145 L 00000 001 000 16000 977	\$	(4,604.69)	\$	708.20	\$	-	\$	(3,896.49)	ROTC - MISCELLANEOUS
145 L 00000 001 000 16000 978	\$	(18,920.22)	\$	20,984.95	\$	25,430.13	\$	(23,365.40)	ROTC - OFFICERS
145 L 00000 002 000 16000 605	\$	-	\$	-	\$	-	\$	-	BASKETBALL - GIRLS
145 L 00000 002 000 16000 610	\$	(5,959.53)	\$	4,361.55	\$	5,440.00	\$	(7,037.98)	SOCCER - GIRLS
145 L 00000 002 000 16000 615	\$	-	\$	-	\$	-	\$	-	BASKETBALL - GIRLS
145 L 00000 002 000 16000 912	\$	(1,455.24)	\$	-	\$	-	\$	(1,455.24)	WLC
145 L 00000 002 000 16000 978	\$	-	\$	-	\$	-	\$	-	ROTC - MISCELLANEOUS
145 L 00000 003 000 16000 605	\$	-	\$	-	\$	-	\$	-	BASKETBALL - FRESHMAN BOYS

Total L-Account Balances \$ (587,384.69)

Total A-Account Balances \$ 677,791.72

Unreconciled Total Unrestricted Funds \$ 90,407.03



WASHINGTON COUNTY SCHOOLS

INSPIRE ★ STRIVE ★ THRIVE

Mr. Jerry S. Boyd
Superintendent

405 W. College St.
Jonesborough, TN 37659
Phone (423) 753-1100

November 7, 2025

INVITATION TO BID

Burglary Alarm System

Sealed bids are being solicited for new burglary alarm systems by Washington County Schools for 4 schools as detailed below. Proposals will be accepted until **2:00 PM EST on Tuesday, November 25, 2025**, at which time bids will be publicly opened and read aloud at the Central Office address listed below. Bidders and their representatives are welcome to attend the bid opening. Any bid received after the deadline will be returned to the sender unopened.

The successful bidder must provide proof of insurance and any required licensing for the state of Tennessee. Additionally, they must maintain documentation of clear background checks for all employees who will be present on school premises.

The Washington County Board of Education reserves the right to reject any or all bids, accept parts of bids, and award contracts based on the best value for educational use, which may not necessarily be the lowest bid. Awards may also be made by individual groupings as identified by item number. WCBE reserves the right to terminate the contract with 30 days' written notice in the event of a breach of contract or unsatisfactory service. The Board's decision will be final.

Bid Pricing Requirements:

The price quoted must be comprehensive and include all items of the bid, disposal fees, shipping, handling, and delivery and installation to the following:

- **Daniel Boone High School** 1440 Suncrest Dr. Gray, TN 37615 (main building only)
- **Gray Elementary School** 755 Gray Station Rd. Gray, TN 37615
- **Fall Branch Elementary School** 1061 TN HWY-93 Fall Branch, TN 37656
- **Sulphur Springs Elementary School** 1518 Gray Station Sulphur Springs Rd. Jonesborough, TN 37659

Complete bids for any item will receive full consideration. Any exceptions to specifications must be detailed on the attached sheet.

Board of Directors

Eric Barnes
Annette Buchanan
Keith Ervin

Chad Fleenor
David Hammond
Gregg Huddlestone

Mike Masters
Whitney Riddle
Vince Walters



WASHINGTON
COUNTY SCHOOLS

INSPIRE ★ STRIVE ★ THRIVE

Mr. Jerry S. Boyd
Superintendent

405 W. College St.
Jonesborough, TN 37659
Phone (423) 753-1100

Successful bidding firms, if any, will be notified through a Washington County Board of Education purchase order following Board approval. Payment will be made in full within **15 days** of delivery, receipt of invoice, and acceptance of completed work. The Board of Education is tax-exempt, and a tax exemption form can be provided upon request.

For any questions regarding these specifications, please contact Jeremy Moore at **(423) 753-1129**. Any changes to specifications will be issued via addendum and made available to all prospective bidders on our website at www.wcde.org/bids.

SCOPE OF WORK

The winning bidder shall provide, install and program a functionally complete intrusion alarm system per manufacturer's guidelines and codes. The intrusion detection system will consist of hard-wired, multiplexed, modular, microprocessor-based controls, intrusion sensors and detection devices and communication links to perform monitoring, alarm and control functions. The intrusion system will allow offsite monitoring of signals via wireless or internet communication. Internet and telephone lines needed for alarm communication will be supplied by WCS. All intrusion equipment will have battery back-up and will remain operational for a time upon loss of AC power. The system shall be based on a modular design and allow expansion of services as well as, open/close monitoring, schedules, video and access integration, progress monitoring, and environmental detection. All wiring will be non-plenum rated, unless otherwise specified, and be point to point homerun from each intrusion device to the intrusion head end center or daisy chained if multiplex technology is used. If device wiring is not feasible wireless intrusion sensors and detection devices will be used. The winning bidder will provide one year parts warranty on all parts and 90 days on labor.

Board of Directors

Eric Barnes
Annette Buchanan
Keith Ervin

Chad Fleenor
David Hammond
Gregg Huddlestone

Mike Masters
Whitney Riddle
Vince Walters



SPECIFICATIONS

Daniel Boone High School:

- (1) Commercial Security Panel – to be placed in upper level HVAC room above Library area
- (2) Digital Arming Stations – to be placed next to main office entry doors and Gym
Gym will be set up on its own partition to allow arming/disarming separately from main school building
- (2) High Powered Wireless receivers – to receive wireless device signals
- (6) Wireless repeaters – to boost signal in building. These devices plug into a standard electrical outlet for power.
- (12) Wireless Contacts – to secure each man door entry into building
- (12) Hardwired Contacts – to secure each man door (paired with wireless contact)
- (17) Wireless Motion Sensors - to prove area coverage in halls and open areas
- (3) Inside Sirens
- (1) Cellular Radio Installation – allows panel to communicate with our monitoring station via cellular connection.

Installation labor of complete system

Testing of complete system

Programming of complete system

Gray Elementary School:

- (1) Commercial Security Panel – to be placed in office area
- (2) Digital Arming Stations – to be placed next to main office entry doors and rear hallway exit

Board of Directors

Eric Barnes
Annette Buchanan
Keith Ervin

Chad Fleenor
David Hammond
Gregg Huddleston

Mike Masters
Whitney Riddle
Vince Walters



Mr. Jerry S. Boyd
Superintendent

405 W. College St.
Jonesborough, TN 37659
Phone (423) 753-1100

doors

- (2) High Powered Wireless receivers – to receive wireless device signals
- (4) Wireless repeaters – to boost signal in building. These devices plug into a standard electrical outlet for power.
- (68) Wireless Contacts – to secure each man door entry into building – hallways and classrooms
- (68) Hardwired Contacts – to secure each man door (paired with wireless contact)
- (10) Wireless Motion Sensors - to provide area coverage in halls and open areas
- (2) Inside Sirens
- (1) Cellular Radio Installation – allows panel to communicate with our monitoring station via cellular connection.

Installation labor of complete system

Testing of complete system

Programming of complete system

Fall Branch Elementary School:

- (1) Commercial Security Panel – to be placed in office area
- (2) Digital Arming Stations – to be placed next to main entry doors next to main office and rear kitchen hallway exit doors
- (2) High Powered Wireless receivers – to receive wireless device signals
- (4) Wireless repeaters – to boost signal in building. These devices plug into a standard electrical outlet for power.
- (21) Wireless Contacts – to secure each man door entry into building – hallways and classrooms

Board of Directors

Eric Barnes
Annette Buchanan
Keith Ervin

Chad Fleenor
David Hammond
Gregg Huddleston

Mike Masters
Whitney Riddle
Vince Walters



Mr. Jerry S. Boyd
Superintendent

405 W. College St.
Jonesborough, TN 37659
Phone (423) 753-1100

- (21) Hardwired Contacts – to secure each man door (paired with wireless contact)
 - (9) Wireless Motion Sensors - to provide area coverage in the halls
 - (2) Inside Sirens
 - (1) Cellular Radio Installation – allows panel to communicate with our monitoring station via cellular connection.
- Installation labor of complete system
- Testing of complete system
- Programming of complete system

Sulphur Springs Elementary School:

- (1) Commercial Security Panel – to be placed in office area
 - (2) Digital Arming Stations – to be placed next to main office entry doors and Gym
- Gym will be set up on its own partition to allow arming/disarming separately from main school building
- (2) High Powered Wireless receivers – to receive wireless device signals
 - (4) Wireless repeaters – to boost signal in building. These devices plug into a standard electrical outlet for power.
 - (30) Wireless Contacts – to secure each man door entry into building
 - (30) Hardwired Contacts – to secure each man door (paired with wireless contact)
 - (7) Wireless Motion Sensors - to provide area coverage in halls and open areas
 - (2) Inside Sirens
 - (1) Cellular Radio Installation – allows panel to communicate with our monitoring station via

Board of Directors

Eric Barnes
Annette Buchanan
Keith Ervin

Chad Fleenor
David Hammond
Gregg Huddleston

Mike Masters
Whitney Riddle
Vince Walters



Mr. Jerry S. Boyd
Superintendent

405 W. College St.
Jonesborough, TN 37659
Phone (423) 753-1100

cellular connection.

Installation labor of complete system

Testing of complete system

Programming of complete system

END OF SPECIFICATIONS

TOTAL BID AMOUNT: \$ _____

By submitting this bid, the bidder agrees that the quoted products and services meet the stated specifications and will remain in compliance with Washington County Board of Education standards throughout the contract period.

Bidder Information:

Printed Name: _____

Signature: _____

Telephone #: _____

Cell #: _____

Company Name: _____

Mailing Address: _____

City/State/ZIP: _____

Date: _____

Email Address: _____

Exceptions (If none, state “No conditions and/or exceptions.”)

Board of Directors

Eric Barnes
Annette Buchanan
Keith Ervin

Chad Fleenor
David Hammond
Gregg Huddlestone

Mike Masters
Whitney Riddle
Vince Walters



P.O. Box 558
 9596 Hwy 82
 Alapaha, GA 31622
 1-800-346-9902 Toll Free
 229-532-2905 Local
 229-532-4600 Fax

Date: October 24, 2025
 Prepared by: Heath Spradley
 PO #: _____

Proposal for: Josh Conger

Billing Address

Shipping Address

Company Name: _____
 Name: **Josh Conger**
 Street Address: _____
 City,St.,Zip: _____ **TN** _____
 Ph: **423-948-8535**
 E-mail: _____

Ship to: _____
 Name: _____
 Street Address: _____
 City,St.,Zip: _____
 Ph: _____

Terms: Paid in Full 50% Deposit: Balance due before shipment. Other _____
 Payment Method _____

Requested delivery date: _____

Intended Crop: Educational

QTY	Description	Unit Price	Line Total
2	24" Quietaire Exhaust fans	\$ 958.00	\$ 1,916.00
2	24" Motorized shutters with Belimo motors.	\$ 327.00	\$ 654.00
2	48" x 60" 8mm twin wall polycarbonate	\$ 36.00	\$ 72.00
2	48" x 84" 8mm twin wall polycarbonate	\$ 50.40	\$ 100.80
2	48" x 108" 8mm twin wall polycarbonate	\$ 64.80	\$ 129.60
21	48" x 36" 8mm twin wall polycarbonate	\$ 22.00	\$ 462.00
21	48" x 14' 6" 8mm twin wall polycarbonate	\$ 105.00	\$ 2,205.00
8	10' sticks of H splice.	\$ 19.50	\$ 156.00
520'	Base Extrusion for 8mm Twin wall	\$ 1.15	\$ 598.00
8	1-3/8" x 12'-5" Purlin Pipe for Drive Pipe	\$ 20.20	\$ 161.60
20	49" Rack Arm Assemblies w/ sash bracket, pinion gear, bolt & nut	\$ 37.70	\$ 754.00
20	1-3/8" Shaft Hanger with bolts and nuts	\$ 5.53	\$ 110.60
2	24 VDC 100 NM Motor w/ mount & drive adapter for Rifge Vent	\$ 446.00	\$ 892.00
2	24 VDC 100 NM Motor w/ mount & drive adapter for Curtains	\$ 577.00	\$ 1,154.00
2	Bartlett Vent Boss	\$ 585.00	\$ 1,170.00
18	72" x 19' 8mm Twin Wall Polycarbonate	\$ 199.50	\$ 3,591.00
18	72" x 5' 8mm Twin Wall Polycarbonate	\$ 52.50	\$ 945.00
10	72" x 15' 8mm Twin Wall Polycarbonate	\$ 157.50	\$ 1,575.00
1200	#12 x 1-1/2" Tek w/ washer	\$ 0.36	\$ 432.00
950	#12 x 1" Tek Screws	\$ 0.16	\$ 152.00
			\$ -
			\$ -
			\$ -
	Installation of material listed above only. Electrical and permits done by others.		\$ -
			\$ -
			\$ -

*** Due to the volatility of fuel prices, freight charges will be determined at time of shipment and adjusted accordingly.**

NOTE: Customer is responsible for unloading product from truck upon delivery

Note: Proposal valid for 7 days after: November 10, 2025

Sub Total	\$ 17,230.60
Shipping	\$ 1,630.00
Installation	\$ 29,450.00

Sales Tax Associated with Ship to Address \$ -
Grand Total \$ 48,310.60

I, Josh Conger have read and understand the above order and agree to this order in its entirety
(This order is not valid unless accepted by Atlas Manufacturing, Inc.)

Accepted,

Accepted,

Company / Individual

Atlas Manufacturing, Inc.

Name (Please Print)

Heath Spradley
stuart@atlasgreenhouse.com

Title

Educational Business Development Coordinator
Title

Signature

Heath Spradley
Signature

Date

10/24/2025
Date

PURCHASING DEPARTMENT
WASHINGTON COUNTY BOARD OF EDUCATION

Purchase Order **№ 6890**

Date Issued **10/28/25**

Appropriation No. **71100599-004**

Dept. **School Imp**

School **BCE**

PURCHASE ORDER

TO Solution Tree

Deliver to **Jordan Hughes**

Address

Via

Articles on this order must be charged to account of

NOTICE TO VENDOR

1. Purchase order **MUST** bear two signatures in order to be valid.
2. Purchase order number **MUST** appear on all invoices submitted for payment.
3. Mail **TWO** copies of your invoice promptly to:

Washington County Board of Education
405 West College Street
Jonesborough, TN 37659
Telephone (423) 753-1105

ARTICLES OR SERVICES	CODE	QUANTITY & UNIT	UNIT PRICE	TOTAL
(Unless otherwise stated all prices F.O.B. Destination) Professional Development Q5136259				10,984.00
GRAND TOTAL - INCLUDING ALL ATTACHED PAGES				10,984.00

SUBJECT TO THE FOLLOWING CONDITIONS

1. All packages, cartons or other containers must be plainly marked with the purchase order number.
2. The right is reserved to purchase in the open market and to charge the difference to the Vendor in the event that deliveries are not made at the time specified in the bid and on this order.
3. Whenever a delivery is rejected, the Vendor shall be notified and be given the reason for the rejection. All rejected deliveries shall be held at the Vendor's risk and he shall bear the expense of removal.
4. Acceptance of this order includes acceptance of all terms, prices, delivery, instructions, specifications and conditions stated.
5. The county is not liable for Federal excise tax or state sales tax.
6. Each shipment and/or each purchase order should be covered by separate invoice.

IMPORTANT: INVOICES AND PACKAGES MUST BEAR PURCHASE ORDER NUMBER

VENDOR'S COPY

There is an otherwise unincumbered balance to the credit of the proper appropriation, allotment or fund to meet the expenditure covered by this purchase.

Authorized Signature

APPROVED:

Purchasing Agent



555 North Morton Street
 Bloomington IN 47404
 United States

Phone: 800-733-6786
 Fax: 812-336-7790

www.SolutionTree.com

Quote

#QS136259
 9/30/2025

Bill To
 Washington Co. BOE
 405 W College St
 Jonesborough TN 37659
 United States

Ship To
 Boones Creek ES
 132 Highland Church Road
 Attn: Jordan Hughes
 Johnson City TN 37615
 United States

TOTAL

\$10,984.00

Prices subject to change without notice.

PO #	Terms	Customer ID	Shipping Method
	Net 30	130235	Not Applicable

Item	Rate	Quantity	Extension
SPD508 Professional Development	\$7,100.00	1	\$7,100.00
SPD508 Professional Development	\$1,500.00	1	\$1,500.00
GPD101 Global PD for Teams - Individual License -minimum of 10	\$149.00	16	\$2,384.00

1 day of Onsite Professional Development
 1 Interactive Web Conference

Methods to pay for your subscription:

1. Please send your purchase order to Orders@SolutionTree.com.
2. Email a purchase order to your Regional Representative or fax it to 812.336.7790.
3. Call your Regional Representative with your credit card information.

Upon receipt of payment, Solution Tree grants Customer a limited, non-exclusive, non-transferable license for users to access Global PD Teams via the website currently at <https://www.globalpd.com> for one year beginning on the date of the @rst Global PD Teams invoice. Solution Tree will invoice upon completion of Global PD Teams account setup. Customer will use Global PD Teams in compliance with the Terms of Use located at <http://globalpd.com/terms-of-use> (the "Terms of Use"), which Solution Tree reserves the right to revise from time to time.

Return Policy:

We are unable to accept returns or cancel previously placed orders for Online PD products.

Subtotal	Sales Tax Total	Shipping Cost	Total
\$10,984.00	\$0.00	\$0.00	\$10,984.00

TRICOH SAVIT LANNER
ONNIA Public Sector - University of California - Contract Number: 2021002788

Last modified date: 12/16/2022
 Leased 2021
 Purchase / Lease / Full Maintenance
 Ricoh Master Pricing Agreement
 Terms & Conditions to Reference Ricoh Master Agreement.

EDP Code	Description	Product Category	SRP	12 MTH Lease Payments	24 MTH Lease Payments	36 MTH Lease Payments	48 MTH Lease Payments	60 MTH Lease Payments
VG3-540 PP-157-TRUVIS KIT-SJS-RECOLORS-ORGR-TRUVIS ROLANDTRUVISFREIGHT-DS	ROLAND VG3-540 CP 157 RICOH 7 DAY INSTALL & OPERATOR TRAINING - ROLAND TRUVIS VG2 ROLAND TRUVIS TR2 R COLOR EXPANDED GAMUT INK STARTER KIT FREIGHT COST FOR ROLAND TRUVIS	Wide Format INSTALLATION PARTS/SUPPLIES ACCESSORY	\$18,995.00 \$3,798.00 \$1,223.91 \$1,000.00	\$1,664.56 \$289.01 \$107.25 \$87.63	\$889.06 \$151.36 \$57.29 \$46.80	\$634.77 \$110.21 \$40.90 \$33.62	\$509.12 \$88.40 \$32.80 \$26.80	\$434.66 \$75.47 \$28.03 \$22.89

Roland TrueVIS VG3 Series



When sign and graphics professionals demanded even more from our award-winning TrueVIS large format inkjet printer/cutters, we answered. With automated features, added usability, and even greater color choice, TrueVIS VG3 printer/cutters have been greatly enhanced to further exceed the print quality, productivity, and uncompromising needs of today's sign and graphics professionals.

Features:

- Increased productivity through user enhancing features such as a 7-inch LCD touch-panel control, auto-calibration, and other intuitive, automated tools
- Further expand your gamut and output color with smoother color transitions— 8-color ink configurations offer even more color choice
- Four FlexFire printheads combine with other powerful printing and cutting features for the most accurate, on-color, and on-brand custom graphics.


Proposed Configuration:

- Roland TrueVIS VG3-540 54" Eco-Solvent Wide Format Printer with the following ink channel configuration: **CMYKLcLmLkOr**
- Dedicated stands, power cord, Media take-up unit, media holders, replacement blade for separating knife, cleaning liquid, drain bottle, User's Manual, and VersaWorks
- Two 500cc Ink Pouches per color channel
- One 500cc Cleaning Solution Pouch
- Professional Installation
- Continuous Workflow Training and Support (See Terms)
- Freight



Crockett High
School

Production Print
Proposal
Revision 2



RJJ Young

Technology Solutions That Power Your Business

January 21, 2024

PREPARED BY:
Will White
423-276-0141
will.white@rjyoung.com

GAWF Financial Summary

Description	Pricing
Roland TrueVIS VG3-540 54" Eco-Solvent Printer	60 Month DBO Lease: \$ 436.95 per month*

Included in Above Programs:

- Project Management
- Delivery
- Installation
- Continuous RJ Young Workflow Support and Training


Terms

- This proposal is valid until September 23, 2025
- ***Product priced and sourced using omnia contract # 2021002788**
- Continuous workflow training and support provided on GAWF products purchased while under lease and/or inks are purchased from RJY
- Roland Wide Format Printers are covered under an extensive manufacturer's warranty. Please see the following [WARRANTY STATEMENT](#) for terms and conditions. Roland products are supplied with a Two-Year Trouble-Free Warranty to give you added peace-of-mind and machine support.
- Proposal and configuration is for budgetary purposes only. Pricing and financing terms are subject to change for any reason.
- Lease rate subject to credit approval. Customer may need to provide company financials to lease provider.

Customer Expectations

- RJ Young will require access to the customer's business for a walkthrough and site survey. The customer will have all power requirements in place and installed prior (or day of) installation.
- All Roland Products must be registered for Warranty by the customer on day of delivery using the following [LINK](#).
- For optimum results, the customer will install and operate the product within the required environmental expectations.





RJJYoung

Technology Solutions That Power Your Business

PURCHASING DEPARTMENT
WASHINGTON COUNTY BOARD OF EDUCATION

Purchase Order **No 6690**

Date Issued **10/13/2025**

Appropriation No.

Dept. **Grounds**

School

PURCHASE ORDER

TO American Sports Fields
 7337 Bonny Kate Dr.
 Knoxville, TN 37920

Deliver to
 Address Washington County Schools
 405 W. College St
 Via Jonesborough, TN 37659

Articles on this order must be charged to account of

NOTICE TO VENDOR

1. Purchase order **MUST** bear two signatures in order to be valid.
2. Purchase order number **MUST** appear on all invoices submitted for payment.
3. Mail **TWO** copies of your invoice promptly to:

Washington County Board of Education
 405 West College Street
 Jonesborough, TN 37659
 Telephone (423) 753-1105

ARTICLES OR SERVICES	CODE	QUANTITY & UNIT	UNIT PRICE	TOTAL
(Unless otherwise stated all prices F.O.B. Destination)				
25 Tons Sifted infield Mix Delivered				23,000 ⁰⁰
GRAND TOTAL - INCLUDING ALL ATTACHED PAGES				\$ 23,000⁰⁰

SUBJECT TO THE FOLLOWING CONDITIONS

1. All packages, cartons or other containers must be plainly marked with the purchase order number.
2. The right is reserved to purchase in the open market and to charge the difference to the Vendor in the event that deliveries are not made at the time specified in the bid and on this order.
3. Whenever a delivery is rejected, the Vendor shall be notified and be given the reason for the rejection. All rejected deliveries shall be held at the Vendor's risk and he shall bear the expense of removal.
4. Acceptance of this order includes acceptance of all terms, prices, delivery, instructions, specifications and conditions stated.
5. The county is not liable for Federal excise tax or state sales tax.
6. Each shipment and/or each purchase order should be covered by separate invoice.

IMPORTANT: INVOICES AND PACKAGES MUST BEAR PURCHASE ORDER NUMBER

VENDOR'S COPY

There is an otherwise unincumbered balance to the credit of the proper appropriation, allotment or fund to meet the expenditure covered by this purchase.

Authorized Signature

APPROVED:

Purchasing Agent

PRICE INQUIRY FORM
Washington County Schools

Vendor	Description of item for price comparison	Price Quoted
Firm <u>Southern Red Rock</u> Address <u>1080 3rd St,</u> <u>Pleasant Grove AL</u> Person Contacted <u>35127</u> <u>Bob Ryan</u> Date <u>10/2/25</u>	10-25 Ton Loads of Athletic Infield Material @ DCHS, DBHS, RV, GV, + Lamar	\$31,600. ⁰⁰
Firm <u>SAF</u> Address <u>7337 Bonny</u> <u>Kate Dr. Knox TN, 37920</u> Person Contacted <u>Chris</u> Date <u>10/1/25</u>	10-25 Ton Loads of Athletic Infield Material @ DCHS, DBHS, GV, RV, Lamar	\$23,000. ⁰⁰
Firm <u>The Stone Store</u> Address <u>8110 Macon Hwy</u> <u>Athens, GA 30606</u> Person Contacted <u>Mickey</u> Date <u>10/3/25</u>	10-25 Ton Loads of Athletic Infield Material @ DCHS, DBHS, GV, RV, Lamar	\$25,500. ⁰⁰

Steph Clark
Name of person obtaining inquiry

American Sports Fields LLC
7337 Bonny Kate Dr
Knoxville, TN 37920 US
+18656177916
americansportsfields@gmail.com
www.americansportsfields.com



Estimate

ADDRESS

Washington County Department of
Education
405 W College St
Jonesborough, TN 37659 USA

ESTIMATE # 3646

DATE 09/30/2025

ACTIVITY	QTY	RATE	AMOUNT
Sales 25 TONS SIFTED INFIELD MIX DELIVERED	10	2,300.00	23,000.00
SUBTOTAL			23,000.00
TAX			0.00
TOTAL			\$23,000.00

Accepted By

Accepted Date

There will be a 3.5% additional fee when paying with VISA/MasterCard, 4% fee with AMEX.



Logan Clark <clarkl@wcde.org>

Infield material quote

Southern Red Rock <info@southernredrock.com>
To: clarkl@wcde.org

Thu, Oct 2, 2025 at 3:19 PM

Sir,

Here is the quote you requested.

10 loads/230 tons of Premium Red Infield material @ \$70 per ton - \$16,100.00

Delivery @ \$1,550.00 per load - \$15,500.00

Total - \$31,600.00

1 ton = 220 square feet of coverage @ 1" thick

Thank you for your interest in our products. Let me know if you have any questions.

Regards,

Bob Ryan 205 617 5416


Southern Red Rock LLC

www.southernredrock.com

4 attachments




DSCN0271.jpeg
2337K



IMG_1371.jpeg
211K



123_1.jpeg
1215K



IMG_9776.jpeg
6817K



Logan Clark <clarkl@wcde.org>

Infield Material

The Stone Store <thestonestore@hotmail.com>
To: Logan Clark <clarkl@wcde.org>

Fri, Oct 3, 2025 at 11:50 AM

Sorry I did not put it in.
\$ 2550. per 25 tn load
10 loads \$ 25500.00
\$ 102.00 per ton.

Thanks Mickey
404-405-9978

THE STONE STORE
8110 MACON HIGHWAY
ATHENS, GA. 30606

706-769-0634

From: Logan Clark <clarkl@wcde.org>
Sent: Friday, October 3, 2025 11:13 AM
To: The Stone Store <thestonestore@hotmail.com>
Subject: Re: Infield Material

[Quoted text hidden]

PURCHASING DEPARTMENT
WASHINGTON COUNTY BOARD OF EDUCATION

Purchase Order No **6532**

Date Issued **9/26/2025**

Appropriation No. **72280499**

Dept. **Technology**

School **Swide**

PURCHASE ORDER

TO **Gov. Conn**

Deliver to **WODE - Technology**

Address

Via

Articles on this order must be charged to account of

NOTICE TO VENDOR

1. Purchase order **MUST** bear two signatures in order to be valid.
2. Purchase order number **MUST** appear on all invoices submitted for payment.
3. Mail **TWO** copies of your invoice promptly to:

Washington County Board of Education
 405 West College Street
 Jonesborough, TN 37659
 Telephone (423) 753-1105

ARTICLES OR SERVICES (Unless otherwise stated all prices F.O.B. Destination)	CODE	QUANTITY & UNIT	UNIT PRICE	TOTAL
View Sonic Bundle (4)		4	\$2,602.27	\$10,409.08
Quote Att Sourcewell - 121923				
GRAND TOTAL - INCLUDING ALL ATTACHED PAGES				\$ 10,409.08

SUBJECT TO THE FOLLOWING CONDITIONS

1. All packages, cartons or other containers must be plainly marked with the purchase order number.
2. The right is reserved to purchase in the open market and to charge the difference to the Vendor in the event that deliveries are not made at the time specified in the bid and on this order.
3. Whenever a delivery is rejected, the Vendor shall be notified and be given the reason for the rejection. All rejected deliveries shall be held at the Vendor's risk and he shall bear the expense of removal.
4. Acceptance of this order includes acceptance of all terms, prices, delivery, instructions, specifications and conditions stated.
5. The county is not liable for Federal excise tax or state sales tax.
6. Each shipment and/or each purchase order should be covered by separate invoice.

IMPORTANT: INVOICES AND PACKAGES MUST BEAR PURCHASE ORDER NUMBER

VENDOR'S COPY

There is an otherwise unincumbered balance to the credit of the proper appropriation, allotment or fund to meet the expenditure covered by this purchase.

Authorized Signature

APPROVED:

Purchasing Agent

SALES QUOTE

GovConnection, Inc.
732 Milford Road
Merrimack, NH 03054

Account Executive: Jamie Stoltze
Phone: (800) 800-0019 ext. 75520
Fax: 603-683-0882
Email: jamie.stoltze@connection.com

25813348.02

PLEASE REFER TO THE ABOVE QUOTE #
WHEN ORDERING

Date: 9/26/2025
Valid Through: 9/30/2025
Account #: 1855661

Customer Contact: Jeana Money
Email: moneyj@wcde.org

Phone: (423) 753-1100
Fax:

QUOTE PROVIDED TO:	SHIP TO:
AB#: 1855661 WASHINGTON COUNTY BOARD OF EDUCATION ACCOUNTS PAYABLE 405 West College Street JONESBOROUGH, TN 37659 US (423) 753-1105	AB#: 12352735 WASHINGTON COUNTY SCHOOLS 306 1/2 FORREST DR TECHNOLOGY DEPARTMENT JONESBOROUGH, TN 37659 US (423) 753-1100

DELIVERY	FOB	SHIP VIA	PRODUCT WEIGHT	TERMS	CONTRACT ID#
5-30 Days A/R/O	Destination	Select Services	535.56 lbs	Net 30	SOURCEWELL #121923

Important Notice: — THIS QUOTATION IS SUBJECT TO THE FOLLOWING Terms of Sale: All purchases from GovConnection, Inc. are subject to the Terms and Conditions of our Sourcewell Contract # 121923. Any Order accepted by GovConnection for the items included in this Quotation is expressly limited to those Terms and Conditions; any other terms and conditions referenced or appearing in your Purchase Order are considered null and void. No other terms and conditions shall apply without the written consent of GovConnection, Inc. Please refer to our Quote Number in your order.

* Line #	Qty	Item #	Mfg. Part #	Description	Mfg.	Price	Ext
1	4	<u>36681979</u>	IFP7550-E2	Bundle 75" IFP7550 ViewBoard 4K LED-LCD Touchscreen Display with AC Adapter and Trolley Cart	ViewSonic	\$ 2,228.76	\$ 8,915.04
2	4	41788471	IFP-EW-75-05	70in - 79in Interactive Display Extended On-Site Warranty for 4th and 5th Year	ViewSonic	\$ -	\$ -
3	4	<u>41626207</u>	DT.Z2JAA.002	Chromebox CX15 DM Celeron 5G 7305 1.1GHz / 8GB / 64GB Flash / UHD / ax / BT / 90W / ChromeOS	Acer	\$ 341.72	\$ 1,366.88
4	4	41216547	CROSSWDISEDUNEW	Acad. Chrome OS Management Console 1 User License	Google	\$ 31.79	\$ 127.16
Subtotal						\$	10,409.08
Fee						\$	0.00
Shipping and Handling						\$	0.00
Tax							Exempt!
Total						\$	10,409.08

ORDERING INFORMATION

GovConnection, Inc. DBA Connection

SOURCEWELL Contract # 121923

Contract Expiration: 27 February 2028

Please contact your account manager with questions.

Ordering Address

GovConnection, Inc.
732 Milford Road
Merrimack, NH 03054

Remittance Address

GovConnection, Inc.
PO Box 536477
Pittsburgh, PA 15253-5906

Please reference the Contract # on all purchase orders.

TERMS & CONDITIONS

Payment Terms:	NET 30 (subject to approved credit)
FOB Point:	DESTINATION (within Continental US)
Maximum Order Limitation:	NONE
Delivery Time:	1-30 DAYS ARO
FEIN:	52-1837891
DUNS Number:	80-967-8782
Cage Code:	OGTJ3
Business Size:	LARGE

WARRANTY: Manufacturer's Standard Commercial Warranty

NOTE: It is the end user's responsibility to review, understand and agree to the terms of any End User License Agreement (EULA).

Important Notice: --- THIS QUOTATION IS SUBJECT TO THE FOLLOWING Terms of Sale: All purchases from GovConnection, Inc. are subject to the Terms and Conditions of our Sourcewell Contract # 121923. Any Order accepted by GovConnection for the items included in this Quotation is expressly limited to those Terms and Conditions; any other terms and conditions referenced or appearing in your Purchase Order are considered null and void. No other terms and conditions shall apply without the written consent of GovConnection, Inc. Please refer to our Quote Number in your order.

If you require a hard copy invoice for your credit card order, please visit the link below and click on the Proof of Purchase/Invoice link on the left side of the page to print one: <https://www.govconnection.com/web/Shopping/ProofOfPurchase.htm>

Notice on Tariff Tax Impacts: Please be aware that the pricing shown in this quote is potentially subject to change at time of order placement due Federal Government tax law changes resulting in increases in Tariff's assessed on imports and exports, which are outside our control and the control of our suppliers. Please confirm pricing with your Account Manager prior to order placement. We apologize for this inconvenience.

Please forward your Contract or Purchase Order to:

SLEDOPS@connection.com

QUESTIONS: Call 800-800-0019

FAX: 603.683.0374

Washington County Department of Education
School Educational OVERNIGHT Trip Authorization*

OCT 20 2025

BY: [Signature]

Date of Request 10/3/2025 School GVES Trip Date 11/21/25-11/22/25

Estimated time of departure 6:30 AM and return 6:30 PM total time away 36 Hours

Destination (include location) All East Honors Choir - Lee University (Cleveland)

Teacher Holmquist Class Chorus Grade 7th 8th

Chaperones Leanne Sanders Number of Students Involved 4

Estimated Total Miles (both ways) of Trip 340 miles

Bus Driver/Number NA - rental Bus Driver/ Number N/A

Will Chaperones have a list (roll) that they are responsible for? Yes

As you plan the trip, will all children be given instructions as to what they should do if they become separated (lost) from the group? Yes

Will you have on file parental release forms signed by parents or legal guardians? Yes

Explain the educational value of the trip: Students who auditioned and qualified will be led by an experienced conductor and will work towards all of the 7th and 8th vocal music performance standards for TN.

Total Cost Estimate ~\$600

Plans for meeting the costs Sponsor Tree Fundraiser

Transportation cost for educational trips shall be calculated in the following manner:
\$16.00 per hour for driver (2 hour minimum)
\$ 3.15 per hour to cover fixed charges (SS, retirement. etc.)
\$19.15 total to be remitted to the central office per hour

Reimbursement for the bus and fuel shall be made at the rate of \$.75 per mile.
*Refer to Board Policy 4.302

[Signature]
Principal's Signature

10/16/25
Date

BY WC SUPERINTENDENT [Signature]
Superintendent's Signature

10/20/25
Date

Date Approved by the Board of Education _____

RECEIVED

Washington County Department of Education
School Educational **OVERNIGHT** Trip Authorization*

OCT 14 2025

BY: KR

Date of Request 10/11/25 School South Central Trip Date 11/21-11/22

Estimated time of departure 7am 11/21 and return 6pm 11/22 total time away 1 school day, one night, weekend day

Destination (include location) Lee University Cleveland, TN

Teacher Gallimore Class Chorus Grade 7-8

Chaperones Lillian Travis

Number of Students Involved 5

Estimated Total Miles (both ways) of Trip _____

Bus Driver/Number n/a *rental car-

Bus Driver/ Number n/a *Gallimore drive

Will Chaperones have a list (roll) that they are responsible for? yes

As you plan the trip, will all children be given instructions as to what they should do if they become separated (lost) from the group? yes

Will you have on file parental release forms signed by parents or legal guardians? Yes

Explain the educational value of the trip: These students have auditioned and been selected for All-East TN Middle School Honor Choir. They will get to sing with others from all of East TN.

Total Cost Estimate ~\$750

Plans for meeting the costs Dance Fundraiser

Transportation cost for educational trips shall be calculated in the following manner:
\$16.00 per hour for driver (2 hour minimum)
\$ 3.15 per hour to cover fixed charges (SS, retirement. etc.)
\$**19.15** total to be remitted to the central office per hour

Reimbursement for the bus and fuel shall be made at the rate of **\$.75** per mile.
*Refer to Board Policy 4.302

L. McKinney
Principal's Signature
APPROVED
BY WC SUPERINTENDENT
Superintendent's Signature
Date Approved by the Board of Education _____

Date
10/14/2025

Date

Washington County Department of Education
School Educational OVERNIGHT Trip Authorization*

OCT 15 2025

BY: KP

Date of Request 10/9/2025 School DBHS Trip Date Nov. 20-22

Estimated time of departure 8 AM and return 7 pm total time away 3 days

Destination (include location) Lee University - Cleveland, TN

Teacher M. POWERS Class Reflections Grade 10-12

Chaperones Mr. Prince

Number of Students Involved 8

Estimated Total Miles (both ways) of Trip 360 miles

Bus Driver/Number (van) Bus Driver/ Number —

Will Chaperones have a list (roll) that they are responsible for? yes

As you plan the trip, will all children be given instructions as to what they should do if they become sepe (lost) from the group? yes

Will you have on file parental release forms signed by parents or legal guardians? yes

Explain the educational value of the trip: Students chosen for All-East TN Honors' Choirs will rehearse with a professional conductor and give a concert Sat, Nov 22 at 2pm.

Total Cost Estimate \$ 100⁰⁰ / per student

Plans for meeting the costs fundraising from last year

Transportation cost for educational trips shall be calculated in the following manner:
\$16.00 per hour for driver (2 hour minimum)
\$ 3.15 per hour to cover fixed charges (SS, retirement. etc.)
\$19.15 total to be remitted to the central office per hour

Reimbursement for the bus and fuel shall be made at the rate of \$.75 per mile.

*Refer to Board Policy 4.302

Principal's Signature [Signature]

Date 10/13/25

BY WC SUPERINTENDENT [Signature]

Date 10/15/25



Mr. Jerry S. Boyd
Superintendent

405 W. College St.
Jonesborough, TN 37659
Phone (423) 753-1100

Page 4

BID QUOTATION SHEET

*Chain Link Fencing and Professional Installation for
South Central Elementary School, Ridgeview Elementary School, Asbury Optional High School and David Crockett
High School*

the Washington County Department of Education
Bid Opening 2:00 p.m., October 28, 2025

Bidder has read Invitation to Bid with Specifications for this fencing project, is familiar with Specifications for Fencing Materials and Components, understands and by submitting this proposal hereby agrees to secure, ship, deliver, protect and professionally install green vinyl clad fencing materials for

All to be in accordance with Federal, ASTM and local Specifications (unless noted under Exceptions) and per the following detail of Bid:

BRAND & MODEL FENCING quoted: Master Hulco / Stephens Pipe and Steel

ANTICIPATED DATE of COMPLETION: Before April 2026 - 2025

SITE VISITATION: yes no

TERMS of WARRANTY: 15 Year warranty on Materials
7 year workmanship warranty

EXCEPTIONS to Specifications: _____

GRAND TOTAL BID \$ 98,600⁰⁰ for furnishing all materials, shipping, delivery and full installation as specified

Diana Bernal
printed name of bidder

Kings Development Group
firm

[Signature]
bidder's signature

6606 Babelay Rd Knoxville TN
address

10/27/2025
Date

865-250-9187
telephone #

Board of Directors

Eric Barnes
Annette Buchanan
Keith Ervin

Chad Fleenor
David Hammond
Gregg Huddleston

Mike Masters
Whitney Riddle
Vince Walters



Mr. Jerry S. Boyd
 Superintendent

405 W. College St.
 Jonesborough, TN 37659
 Phone (423) 753-1100

Page 3

SPECIFICATIONS toward purchase and installation of chain link fencing for South Central Elementary School, Ridgeview Elementary School, Asbury Optional High School and David Crockett High School.

South Central Fence Perimeter – 527' x 6' x 8 gauge *9 core*
Tension Wire – 6 gauge
Top Rail – ~~2"~~ x S-40 *1 5/8"*
Line Post – ~~2"~~ x S-40 *2 1/2"*
Terminal Post - 3" x S-40 Minimum
Fencing Style - Green Vinyl
Gates Needed- None

Ridgeview Fence Perimeter – 1,100' x 6' x 8 gauge *9 core*
Tension Wire – 6 gauge
Top Rail – ~~2"~~ x S-40 *1 5/8"*
Line Post – ~~2"~~ x S-40 *2 1/2"*
Terminal Post - 3" x S-40 Minimum
Fencing Style - Green Vinyl
Gates Needed- None

David Crockett Fence Perimeter – 1,200' x 6' x 8 gauge *9 core*
Tension Wire – 6 gauge
Top Rail – ~~2"~~ x S-40 *1 5/8"*
Line Post – 2" x S-40
Terminal Post - 3" x S-40 Minimum
Fencing Style - Black Vinyl
Gates Needed- 2- 6' double gates (2- 12' gates) and 1- 5' man gate

Asbury Optional High School - 1,350' x 6' x 8 gauge *9 core*
Tension Wire - 6 gauge
Top Rail - ~~2"~~ x S-40 *1 5/8"*
Line Post - 2-1/2 x S-40
Terminal Post - 3" x S-40 Minimum
Fencing Style - Black Vinyl
Gates Needed- 1- 6' man gate

Closing Specifications Statement

- Specs that are provided can be plus or minus based on adjustments that are needed to be made when installation begins.
- All sites are encouraged to be visited by the bidding company for exact measurements and layout.
- The installer is responsible for getting all utility lines located at each site.

_____ end of specifications

Continue to Bid Quotation Sheet, complete all blanks in ink or by type, give full detail of any exceptions to specifications in the space provided and return by mail or bring so as to arrive no later than date and time of scheduled public opening.

Board of Directors

Eric Barnes
 Annette Buchanan
 Keith Ervin

Chad Fleenor
 David Hammond
 Gregg Huddlestone

Mike Masters
 Whitney Riddle
 Vince Walters



KINGS DEVELOPMENT GROUP LLC

420774

ID NUMBER: 82344
LIC STATUS: ACTIVE
EXPIRATION DATE: November 30, 2026

**BOARD FOR LICENSING CONTRACTORS
CONTRACTOR**

THIS IS TO CERTIFY THAT ALL REQUIREMENTS
OF THE STATE OF TENNESSEE HAVE BEEN MET

KINGS DEVELOPMENT GROUP LLC
6606 BABELAY RD
KNOXVILLE, TN 37924

State of Tennessee

420774

**BOARD FOR LICENSING CONTRACTORS
CONTRACTOR
KINGS DEVELOPMENT GROUP LLC**

This is to certify that all requirements of the State of Tennessee have been met.

ID NUMBER: 82344
LIC STATUS: ACTIVE
EXPIRATION DATE: November 30, 2026
\$1,021,000; BC



**IN-1313
DEPARTMENT OF
COMMERCE AND INSURANCE**



CERTIFICATE OF LIABILITY INSURANCE

DATE (MM/DD/YYYY)
10/3/2025

THIS CERTIFICATE IS ISSUED AS A MATTER OF INFORMATION ONLY AND CONFERS NO RIGHTS UPON THE CERTIFICATE HOLDER. THIS CERTIFICATE DOES NOT AFFIRMATIVELY OR NEGATIVELY AMEND, EXTEND OR ALTER THE COVERAGE AFFORDED BY THE POLICIES BELOW. THIS CERTIFICATE OF INSURANCE DOES NOT CONSTITUTE A CONTRACT BETWEEN THE ISSUING INSURER(S), AUTHORIZED REPRESENTATIVE OR PRODUCER, AND THE CERTIFICATE HOLDER.

IMPORTANT: If the certificate holder is an ADDITIONAL INSURED, the policy(ies) must have ADDITIONAL INSURED provisions or be endorsed. If SUBROGATION IS WAIVED, subject to the terms and conditions of the policy, certain policies may require an endorsement. A statement on this certificate does not confer rights to the certificate holder in lieu of such endorsement(s).

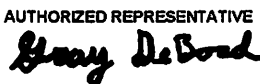
PRODUCER Athens Insurance 110 W. Washington Avenue Athens, TN 37303	CONTACT NAME: PHONE (A/C, No, Ext): (423) 745-3062		FAX (A/C, No): (423) 745-8888	
	E-MAIL ADDRESS:			
INSURED Kings Development Group LLC 6606 Babelay Road Knoxville, TN 37924	INSURER(S) AFFORDING COVERAGE		NAIC #	
	INSURER A : Grange Insurance Companies		14060	
	INSURER B :			
	INSURER C :			
	INSURER D :			
	INSURER E :			

COVERAGES **CERTIFICATE NUMBER:** **REVISION NUMBER:**

THIS IS TO CERTIFY THAT THE POLICIES OF INSURANCE LISTED BELOW HAVE BEEN ISSUED TO THE INSURED NAMED ABOVE FOR THE POLICY PERIOD INDICATED. NOTWITHSTANDING ANY REQUIREMENT, TERM OR CONDITION OF ANY CONTRACT OR OTHER DOCUMENT WITH RESPECT TO WHICH THIS CERTIFICATE MAY BE ISSUED OR MAY PERTAIN, THE INSURANCE AFFORDED BY THE POLICIES DESCRIBED HEREIN IS SUBJECT TO ALL THE TERMS, EXCLUSIONS AND CONDITIONS OF SUCH POLICIES. LIMITS SHOWN MAY HAVE BEEN REDUCED BY PAID CLAIMS.

INSR LTR	TYPE OF INSURANCE	ADDL INSD	SUBR WVD	POLICY NUMBER	POLICY EFF (MM/DD/YYYY)	POLICY EXP (MM/DD/YYYY)	LIMITS	
A	<input checked="" type="checkbox"/> COMMERCIAL GENERAL LIABILITY <input type="checkbox"/> CLAIMS-MADE <input checked="" type="checkbox"/> OCCUR GEN'L AGGREGATE LIMIT APPLIES PER: <input type="checkbox"/> POLICY <input type="checkbox"/> PRO-JECT <input type="checkbox"/> LOC OTHER:			CT28929532	10/7/2025	10/7/2026	EACH OCCURRENCE	\$ 1,000,000
							DAMAGE TO RENTED PREMISES (Ea occurrence)	\$ 100,000
							MED EXP (Any one person)	\$ 5,000
							PERSONAL & ADV INJURY	\$ 1,000,000
							GENERAL AGGREGATE	\$ 2,000,000
							PRODUCTS - COMP/OP AGG	\$ 2,000,000
								\$
A	<input checked="" type="checkbox"/> AUTOMOBILE LIABILITY <input checked="" type="checkbox"/> ANY AUTO <input type="checkbox"/> OWNED AUTOS ONLY <input type="checkbox"/> SCHEDULED AUTOS <input type="checkbox"/> HIRED AUTOS ONLY <input type="checkbox"/> NON-OWNED AUTOS ONLY			CA28929542	10/7/2025	10/7/2026	COMBINED SINGLE LIMIT (Ea accident)	\$ 1,000,000
							BODILY INJURY (Per person)	\$
							BODILY INJURY (Per accident)	\$
							PROPERTY DAMAGE (Per accident)	\$
								\$
A	<input checked="" type="checkbox"/> UMBRELLA LIAB <input checked="" type="checkbox"/> OCCUR <input type="checkbox"/> EXCESS LIAB <input type="checkbox"/> CLAIMS-MADE <input type="checkbox"/> DED <input type="checkbox"/> RETENTION \$			CUP28929562	10/7/2025	10/7/2026	EACH OCCURRENCE	\$ 3,000,000
							AGGREGATE	\$ 3,000,000
								\$
	WORKERS COMPENSATION AND EMPLOYERS' LIABILITY ANY PROPRIETOR/PARTNER/EXECUTIVE OFFICER/MEMBER EXCLUDED? (Mandatory in NH) If yes, describe under DESCRIPTION OF OPERATIONS below		N/A				PER STATUTE	OTH-ER
							E.L. EACH ACCIDENT	\$
							E.L. DISEASE - EA EMPLOYEE	\$
							E.L. DISEASE - POLICY LIMIT	\$

DESCRIPTION OF OPERATIONS / LOCATIONS / VEHICLES (ACORD 101, Additional Remarks Schedule, may be attached if more space is required)

CERTIFICATE HOLDER INSURED COPY	CANCELLATION SHOULD ANY OF THE ABOVE DESCRIBED POLICIES BE CANCELLED BEFORE THE EXPIRATION DATE THEREOF, NOTICE WILL BE DELIVERED IN ACCORDANCE WITH THE POLICY PROVISIONS.
	AUTHORIZED REPRESENTATIVE 



WASHINGTON COUNTY SCHOOLS

INSPIRE ★ STRIVE ★ THRIVE

Mr. Jerry S. Boyd
Superintendent

405 W. College St.
Jonesborough, TN 37659
Phone (423) 753-1100

October 3, 2025
INVITATION TO BID
Chain Link Fencing with Installation

Sealed bids are being secured toward purchase and installation of chain link fencing by Washington County Schools as further detailed below. Proposals will be accepted until 2:00 p.m., October 28, 2025, at which time bids will be publicly opened and read aloud at the above Central Office address. Bidders/Representatives are welcome to attend the opening. Any bid received later will be returned to sending bidder unopened.

The Washington County Board of Education reserves the right to reject any or all bids and award by grand total on what is determined as best dollar value for intended security use, which may not be that of low bid. Additional fencing purchases may be made from awarded bidding firm through the period of honor.

Bid Quotation must be full and complete to include green/black vinyl clad chain link fencing, shipping, delivery and installation at South Central Elementary School, Ridgeview Elementary School, Asbury Optional High School and David Crockett High School, anticipated date of completion and terms of warranty. Any existing fence requiring removal will be removed by the WCS Maintenance Department. All complete bids will receive consideration toward the award.

Successful bidding firm, if any, will be notified by our issue of a WCS purchase order following Board action of award.

Payment will be made in full within fifteen (15) days of complete installation and receipt of invoice. The Washington County Board of Education is tax exempt and form can be provided.

An important pre-bid conference providing further specifications and familiarization of fencing will be conducted at 10:00 a.m., Tuesday, October 14, at WCS Central Office, 405 W. College St., Jonesborough, TN 37659.

No manufacturer, model or dealership is favored or intended as the specifications, details of description and any referenced herein are given solely to express the standard of quality in product and workmanship being sought. You may bid the brand and model fencing components of your dealership meeting specifications and give full detail of any exceptions in the space provided. Please see accompanying Specifications on Chain Link Fencing Materials for this project.

Should any questions pertinent to these specifications arise, you may call Mr. Jeremy Moore, Maintenance Director, at (423) 753-1129. However, any change in specifications will be made by addendum directed to all prospective bidders.

Return Bid Quotation Sheet in the enclosed envelope, for bid identity, by mail or bring so to arrive no later than the above given date and time of scheduled public opening.

Board of Directors

Eric Barnes
Annette Buchanan
Keith Ervin

Chad Fleenor
David Hammond
Gregg Huddleston

Mike Masters
Whitney Riddle
Vince Walters



Mr. Jerry S. Boyd
Superintendent

405 W. College St.
Jonesborough, TN 37659
Phone (423) 753-1100

Page 2

GENERAL

Protection:

Use all means necessary to protect chain link materials before and during installation.

Replacements:

In the event of damages, make all repairs and replacements necessary at no additional cost to the owner.

Manufacturer:

Vinyl clad chain link fabric, framework, fittings and accessories shall be manufactured by Simmerling Fence & Supply, Inc., Anchor Fence, Inc., or Cyclone Fence Division.

Discrepancies:

In the event of a discrepancy, immediately notify Mr. Jeremy Moore, Maintenance Director, at (423) 753-1129. Do not proceed with installation in areas of discrepancy until all such have been fully resolved.

Installation:

Install fence in accordance with ASTM Practice 567.

Handle all vinyl coated material with care. If vinyl finish is damaged during installation, the contractor shall repair or replace at no cost to the owner.

Qualified, Trained Personnel:

Personnel installing chain link fencing and gates shall have been completely trained and experienced in installation and familiar with this specified project.

Site Visitation:

Bidder/Representative is welcome and encouraged to attend the pre-bid conference to arrange site inspections at South Central Elementary School, Ridgeview Elementary School, Asbury Optional High School and David Crockett High School so as to further familiarize himself with the area of this proposed fencing project.

Proof of liability insurance

Valid business license

Board of Directors

Eric Barnes
Annette Buchanan
Keith Ervin

Chad Fleenor
David Hammond
Gregg Huddlestone

Mike Masters
Whitney Riddle
Vince Walters

BID QUOTATION SHEET

Chain Link Fencing and Professional Installation for

South Central Elementary School, Ridgeview Elementary School, Asbury Optional High School and David Crockett High School

the Washington County Department of Education

Bid Opening 2:00 p.m., October 28, 2025

Bidder has read Invitation to Bid with Specifications for this fencing project, is familiar with Specifications for Fencing Materials and Components, understands and by submitting this proposal hereby agrees to secure, ship, deliver, protect and professionally install green vinyl clad fencing materials for

All to be in accordance with Federal, ASTM and local Specifications (unless noted under Exceptions) and per the following detail of Bid:

BRAND & MODEL FENCING quoted: STEPHEN'S PIPE & STEEL - COLOR FENCE

ANTICIPATED DATE of COMPLETION: NOV 28th 2025 - MARCH 31st - ~~2025~~ 2026

SITE VISITATION: yes no

TERMS of WARRANTY: LABOR (1) YEAR AND MATERIAL (15) YEAR LIMITED WARRANTY. SEE ATTACHED

EXCEPTIONS to Specifications: DURING WALK THROUGH AT DAVID CROCKETT HIGH SCHOOL, THE MAIN GATE WAS CHANGED TO A DOUBLE DRIVE GATE, MAKING A TOTAL OF (3).

GRAND TOTAL BID \$ 144,896.00 for furnishing all materials, shipping, delivery and full installation as specified

ERIC MCCALL printed name of bidder

[Signature] bidder's signature

10/27/25 Date

MCCALL COMMERCIAL FENCING INC. firm

6248 KINGSPORT HWY ST#4 GRAY, Tn. 37615 address

423-477-4882 O / 423-202-2742 C telephone #

Larry P. McCall – President/CEO
 Bill Hightower- Operations Officer
 Dennis Day-Vice President/PM
 Eric McCall-Project Manager
 Jake Houdeshell-Project Manager



6248 Kingsport Hwy
 Gray, TN 37615
 Phone: (423) 477-4882
 Fax: (423) 477-3964
 Cell: (423) 202-2742

VA Contractors Lic. 2705-112238A

TN Contractors Lic. 50982 BC-30

Duns #:134220685



The quality you expect... The service you deserve!

PROPOSAL

TO: WASHINGTON COUNTY DEPARTMENT OF EDUCATION			DATE: 10/24/2025	OFFICE USE ONLY:
ADDRESS: 405 W COLLEGE ST			PROJECT NAME: CHAIN LINK FENCING AND PROFESSIONAL INSTALLATION	
CITY: JONESBOROUGH	STATE: TN	ZIP CODE: 37659	PROJECT LOCATION: S. CENTRAL ELE., RIDGEVIEW ELE., ASBURY OPTIONAL HIGH, AND DAVID CROCKETT HIGH SCHOOLS	
PHONE: 423-753-1129 O	EMAIL:		ARCHITECT/ENGINEER:	
ATTENTION: JEREMY MOORE			DATE OF PLANS:	BY:

LABOR AND MATERIAL TO INSTALL 72" TALL CHAIN LINK FENCE AT (4) LOCATIONS PER SPECIFICATION PROVIDED IN BID PACKAGE.
 RIDGEVIEW ELE. (1,100LF), GREEN VINYL
 SOUTH CENTRAL ELE. (527LF), GREEN VINYL
 DAVID CROCKETT HIGH (1200LF), BLACK VINYL, (3) DOUBLE DRIVE GATES
 ASBURY OPTIONAL HIGH SCHOOLS (1350LF), BLACK VINYL, (1) SINGLE GATE
PRICE=\$144,896.00

PRICE PER FOOT=\$33.14 FOR THE ABOVE 72" TALL COLORED CHAIN LINK
 PRICE PER 12' DOUBLE DRIVE GATE=\$1866.67 EACH
 PRICE PER 6' MAN GATE=\$871.00 EACH

PRICING IS VALID UNTIL 11/28/2025

PROJECTS ARE ESTIMATED TO BEGIN APPROXIMATELY 5 WEEKS FROM EXECUTED CONTRACT DATE

NOTE: PROPOSED PRICING DOES NOT INCLUDE ANY OF THE ITEMS BELOW UNLESS SPECIFICALLY NOTED; CLEARING OF FENCE LINE, DEMO/HAUL OFF OF EXISTING FENCING, DELEGATED DESIGN, ENGINEERING, STAKING, SURVEYING, EXCAVATION OF ROCK/PAVEMENT/CONCRETE, DEWATERING, GROUNDING OF FENCE, PREVAILING WAGE RATES, UNION FEES, PERMITS, OR BONDING.

Accepted By: _____ Date: _____

All material is guaranteed to be as specified, and the above work performed in accordance with the drawings and specifications submitted for the above work.

McCall Commercial Fencing, Inc. will not, under any circumstance, accept responsibility in relation to delegated design clauses and/or engineering activities without explicit consent.

The Owner agrees to pay, without a written change order, an additional one-time charge of One Hundred Seventy-Five Dollars (\$175) equipment fee and charges of Twenty-Five Dollars (\$25.00) per post hole where rock is encountered and removed plus the reasonable charge for rock breaking or drilling equipment if the same is used to remove or excavate in rock. Contractor agrees to provide the Owner with evidence of the excavation of rock to substantiate any claim of the excavation of rock. This evidence may be but is not limited to the excavated rock, photographs of the excavation or receipt for equipment to affect the excavation.

No allowance has been made for the establishment of the lines on which, or adjacent to which the fence is to be constructed. All surveying shall be the responsibility of the Prime Contractor or Owner

Unless otherwise noted, no allowance has been made for bonding or a pro-rata share of the bonding. Upon request, McCall Commercial Fencing, Inc. shall present to the awarding contractor and owner, as needed, documentation demonstrating in force insurance meeting the requirements of this project and shall keep such insurance in force for the duration of the work.

The awarding party assumes responsibility for the procurement of all needed permits. McCall Commercial Fencing shall, prior to beginning work, obtain all applicable local licenses.

Submitted By:

Accepted By:

McCall Commercial Fencing
Organization

Organization

Eric K McCall
Signature

Signature

Eric K McCall, Project Manager, 10/24/2025
Print Name/Position/Date

Print Name/Position/Date

Attachment to this proposal is listed as follows:



Stephens Pipe & Steel, LLC

Color Fence Materials Limited 15 Year Warranty

Stephens Pipe & Steel, Inc. warrants to the original purchaser of Stephens Pipe Color Fence Materials to be free from defects of material and workmanship. Stephens Pipe warrants that these materials will be free from corrosion cracking peeling and blistering due to coating failure for a period of 15 years from date of original purchase. This warranty does not apply in marine/salty/coastal or harsh industrial environments. This warranty only applies to defects resulting from normal use and not from changes caused by alteration, accident, abuse, fire, flood, environmental hazard, or act of God. This warranty is valid only if fence is installed according to Stephens Pipe Specifications.

Under this warranty, Stephens Pipe & Steel, Inc. obligation is limited to replacement of defective materials only. Reimbursement for the cost of removal and/or installation are not included and Stephens Pipe will not provide such service. To file a claim if defects as listed above become evident in the fence material, the original purchaser shall notify Stephens Pipe in writing, along with a copy of original purchase invoice to : Stephens Pipe & Steel, Inc. P.O. Box 618 Russell Springs, KY 42642. In order to validate this warranty the information section below must be completed and a copy returned within 30 days of purchase.

Stephens Pipe & Steel, Inc. is not responsible for injury, property damage or other indirect, special or consequential damages arising directly or indirectly out of the use of these fence materials, notwithstanding the fact that said injury, property damages or other damages arose directly or indirectly from an actual or alleged defect in material and/or workmanship.

Any implied warranty, including, but not limited to a warranty of merchantability or of fitness for a particular purpose, shall terminate at the expiration of this limited 15 year warranty. Some states do not allow limitations on how long an implied warranty lasts, so the above limitation may not apply to you. Some states do allow the exclusion or limitation of incidental or consequential damages, so the above limitation or exclusion may not apply to you. In order for you to perfect your rights under this warranty, you should return a signed copy of this form to Stephens Pipe and Steel, LLC within 30 days of the purchase.

This warranty gives you specific legal rights and you may also have other rights which vary from state to state.

Stephens Pipe & Steel, LLC
P.O. Box 618 / Hwy 619
Russell Springs, KY 42642

Installer/Supplier _____
Date Purchased _____
Invoice Number _____

Name _____
Address _____
City, State, Zip _____
Phone (____) _____ - _____

Signature _____ **Date** _____





Stephens Pipe & Steel, LLC.

Color Fence Materials Limited 15 Year Warranty

In order to validate your warranty complete the following information and return to:

Stephens Pipe & Steel, LLC
P.O. Box 618
Russell Springs, KY 42642

To be completed by fence installer / wholesaler:

Installed for: _____ Customer Name: _____
Address: _____
City, ST Zip: _____

Installation Date: ___/___/___ Purchase Date: ___/___/___ Invoice Number: _____

Installer: _____ Business Name: _____
Address: _____
City, ST Zip: _____

Installer Signature: As a fencing installer, I certify that my organization, or properly assigned sub-contractor have installed the above referenced material at the listed customer location. I further certify that the Stephens Pipe & Steel, LLC Fence System was completely and properly installed.

Signature: _____ Date: ___/___/___



State of Tennessee

420937

14162206

BOARD FOR LICENSING CONTRACTORS
CONTRACTOR
MCCALL COMMERCIAL FENCING, INC.

This is to certify that all requirements of the State of Tennessee have been met.

ID NUMBER: 50982
LIC STATUS: ACTIVE
EXPIRATION DATE: October 31, 2026
\$1,500,000.00; BC-30



IN-1313
DEPARTMENT OF
COMMERCE AND INSURANCE



WASHINGTON COUNTY SCHOOLS

INSPIRE ★ STRIVE ★ THRIVE

Mr. Jerry S. Boyd
Superintendent

405 W. College St.
Jonesborough, TN 37659
Phone (423) 753-1100

Page 4

BID QUOTATION SHEET

*Chain Link Fencing and Professional Installation for
South Central Elementary School, Ridgeview Elementary School, Asbury Optional High School and David Crockett
High School*

the Washington County Department of Education
Bid Opening 2:00 p.m., October 28, 2025

Bidder has read Invitation to Bid with Specifications for this fencing project, is familiar with Specifications for Fencing Materials and Components, understands and by submitting this proposal hereby agrees to secure, ship, deliver, protect and professionally install green vinyl clad fencing materials for

All to be in accordance with Federal, ASTM and local Specifications (unless noted under Exceptions) and per the following detail of Bid:

BRAND & MODEL FENCING quoted: Merchant Metals

ANTICIPATED DATE of COMPLETION: 15th Nov. - 10th Jan. - 2025

SITE VISITATION: yes _____ no X

TERMS of WARRANTY: 15 years on material 2 year workmanship

EXCEPTIONS to Specifications: All pipe + fittings will be powdercoated
the wire will be vinyl coated.

GRAND TOTAL BID \$ 126,332.19 for furnishing all materials, shipping, delivery and full installation as specified

Jarrin McLugh
printed name of bidder

J. McLugh
bidder's signature

10-27-25
Date

Tri-City Fence
firm

5015 Memorial Blvd, Kingsport, TN.
address

423-288-3385
telephone #

Board of Directors

Eric Barnes
Annette Buchanan
Keith Ervin

Chad Fleenor
David Hammond
Gregg Huddleston

Mike Masters
Whitney Riddle
Vince Walters



COMMERCIAL



Company

Washington County Schools
405 W. College St.
Jonesborough, TN 37659
Jeremy Moore
(423) 341-5009
Moorei4@wcde.org

Ship To

Washington County Schools
Bus Garage
605 E. Main St.
Jonesborough, TN 37659

Payment Terms	Account Manager	Proposal Number	Expiration Date
SOV - Schedule of Values	Jake Greene	1549	11/27/2025

Scope

Duro-Last Metal Retrofit Roof System
Duro-Last Roof System Installation - 20 Year NDL Warranty
Duro-Last 60 Mil White PVC and 1/2" Gypsum Cover Board Meets or Exceeds Severe Hail Rating

TIPS # 24060402

Roof Area SF: 6,750'
Existing Deck Type: Metal
Roof Height: 15'-30'

SAFETY

OSHA 510 Certified Construction Safety Supervisor On-Site
OSHA Pre Construction Meeting Prior to Commencement of Work
OSHA Certified Forklift Operator On-Site
OSHA Required Safety Zone and Warning Devices to Be Secured

SCOPE OF WORK

Dumpster Placed On-Site for Waste Material
Portable Toilet Placed On-Site During System Installation
Long Reach Forklift Utilized to Raise Material to Roof Area
Prepare Existing Metal Roof System for Duro-Last Metal Retrofit System
Cover Existing Skylights With Metal Roof Panels
Mechanically Fasten Wood Nailers at Perimeter Where Necessary for Proper Edge Termination
Fill Metal Roof Flutes with EPS Flute Fill Insulation
Mechanically Fasten 1/2" Gypsum Cover Board Over Flute Filler and Ribs
(Fastening Pattern to Follow Duro-Last Engineering Approved Method for Area Wind Uplift Rating)



Sign _____	
Date _____	\$106,805.48



COMMERCIAL



Company

Washington County Schools
405 W. College St.
Jonesborough, TN 37659
Jeremy Moore
(423) 341-5009
Moorei4@wcde.org

Ship To

Washington County Schools
Bus Garage
605 E. Main St.
Jonesborough, TN 37659

Payment Terms	Account Manager	Proposal Number	Expiration Date
SOV - Schedule of Values	Jake Greene	1549	11/27/2025

Scope

Mechanically Fasten Duro-Last 60 Mil White PVC Membrane Over Entire Roof Area (Duro-Last 60 Mil PVC Membrane is up to 86% UV Reflective, Providing Superior Energy Efficiency Benefits)
 Terminate Perimeter Gables Using Duro-Last Exceptional Metals 2 Piece Edge Metal - Color TBD
 Terminate Perimeter Eaves On Upper Section Using Duro-Last Exceptional Metals Gutters and Downspouts - Color TBD
 Terminate Perimeter Eaves On Lower Sections Using Duro-Last Exceptional Metals Vinyl Covered Metal Drip Edge - Color TBD
 (Edge Detail and Terminations Per Duro-Last Specifications for Warranty Rating)
 Seal All Penetrations with Duro-Last Approved Boots
 Seal All Termination Bar Edges with Duro-Caulk Sealant
 Clean Up Roof Area and Grounds, Remove and Dispose of Waste Material Properly

Schedule Duro-Last Technical Representative Roof Inspection upon Completion.
 -The Duro-Last Tech Rep will Inspect all Seams, Penetrations, and Roof System Installation. Upon Approval of Inspection, the Tech Rep will Authorize a Warranty for the Roof System.

Provide Property Owner with 20 Year No Dollar Limit Duro-Last Warranty on Roof System.
 (See Duro-Last Warranty for Details)

This Estimate Assumes Tax Free Status. To Take Advantage of Tax Free Pricing, Please Provide a Tax Exempt Certificate.

Includes all Necessary Bonding, Taxes, and Fees
 Does NOT Include any HVAC, Plumbing, or Electrical Work (Lifting Units, Extending Pipes, Moving/Lifting Conduit or Piping)

Upgrade Option: To Upgrade to an 80mil White PVC and 30 Year NDL, ADD: \$10,489.45



Sign _____	
Date _____	\$106,805.48



790 Burnt Hickory Road,
Cartersville, Georgia, United States, 30120
Office - (678) 632-4077
Fax - (404)601-8359
Info@RedTopRoofing.com
www.RedTopRoofing.com

Washington County Board of Education 306 1/2 Forest Drive Jonesborough, TN 37659, Jonesborou

Thanks for the opportunity to help with commercial project! Below is the scope of work and pricing information regarding your project. Please review carefully and contact your Red Top Representative with any questions or concerns.

Scope of Work

- Prep jobsite for roof coating application
- All necessary TN State Code roof requirements
- Pressure wash roof in full
- Apply GAF silicone coating on all grommet and vertical laps
- Remove skylights
- Install new metal panels in skylight areas
- Reflash all penetrations
- Apply GAF silicone coating to 20-year manufacturer's specification
- Gutter & downspout inspection and cleanout
- All clean-up done on a daily basis
- Project Manager to be on Site All Day.
- All Insurance furnished by us.
- BBB Accredited Business
- Great Reviews on Facebook – Check us out!

Project Price: \$62,325.11



Signature
Signature Date

Customer

Dusty Brock
10/31/2025

Red Top Roofing
Representative Signature

Terms and Conditions

1. Nature of Work. Red Top Exteriors and Roofing, LLC ("Contractor") shall furnish the labor and material to perform the work described herein or in the referenced contract documents. Contractor does not provide engineering, consulting or architectural services. It is the Owner's responsibility to retain a licensed architect

or engineer to determine proper design and code compliance. Contractor assumes no responsibility for structural integrity, compliance with building codes, or design. If plans, specifications or other design documents have been furnished to Contractor, Customer warrants that they are sufficient and conform to all applicable laws and building codes. Contractor is not responsible for loss, damage or expense due to defects in plans or specifications or building code violations unless such damage results from a deviation by Contractor from the contract documents. Customer warrants all structures to be in sound condition capable of withstanding normal roofing construction equipment and operations. Contractor is not responsible for location of roof drains, adequacy of drainage or ponding on the roof.

2. Asbestos and Toxic Materials. This proposal and contract is based upon the work to be performed by Contractor not involving asbestos-containing or toxic materials and that such materials will not be encountered or disturbed during the course of performing the roofing work. Contractor is not responsible for expenses, claims or damages arising out of the presence, disturbance or removal of asbestos-containing or toxic material. In the event that such materials are encountered, Contractor shall be entitled to reasonable compensation for all additional expenses incurred as a result of the presence of asbestos-containing or toxic materials at the work site.

3. Payment. Unless stated otherwise on the face of this proposal, Customer shall pay the contract price plus any additional charges for changed or extra work no later than ten (10) days after substantial completion of the Work. If completion of the Work extends beyond one month, Customer shall make monthly progress payments to Contractor by the fifth (5th) day of each month for the value of Work completed during the preceding month. Final payment shall be made to Contractor within ten (10) days after substantial completion of the Work. All sums not paid in full when due shall earn interest at the rate of 1-1/2% per month until paid. If Customer does not make payment, Contractor shall be entitled to recover from Customer all costs of collection incurred by Contractor, including attorney's fees and litigation expenses. Collection matters may be processed through litigation or arbitration at the discretion of the Contractor.

4. Insurance. Contractor shall carry commercial general liability and such other insurance as required by law. Contractor will furnish a Certificate of Insurance, evidencing the types and amounts of its coverage's, upon request

5. Additional Insured. If Customer requires and Contractor agrees to name Customer or others as an additional insured on Contractor's liability insurance policy, Customer and Contractor agree that the naming of Customer or other parties as an additional insured is intended to apply to claims made against the additional insured to the extent the claim is due to the negligence of Contractor and is not intended to make the Contractor's insurer liable for claims that are due to the fault of the additional insured.

6. Changes in the Work and Extra Work. Customer shall be entitled to order changes in the Work and the total contract price adjusted accordingly. Any penetrations through the roofing to be installed by Contractor not shown on the plans provided to Contractor prior to submittal of this proposal shall be considered an order for extra work.

7. Availability of Site. Contractor shall be provided with direct access to the work site for the passage of trucks and materials and direct access to the roof. Contractor shall not be required to begin work until underlying areas are ready and acceptable to receive Contractor's work and sufficient areas of roof deck are available and free from dirt, snow, water or debris to allow continuous full operation until job completion. The expense of snow or water removal and any extra trips by Contractor to the job as a result of the job not being ready for roof application after Contractor has been notified to proceed will be charged as an extra.

8. Site Conditions. Contractor shall not be responsible for additional costs due to the existence of utilities,

wet insulation, deteriorated deck or other subsurface or latent conditions that are not disclosed in writing to Contractor. The raising, disconnection or reconnection of any mechanical equipment on the roof that may be necessary for Contractor to perform the roofing work shall be performed by others or treated as an extra.

9. Damages and Delays. Contractor will not be responsible for damage done to Contractor's work by others. Any repairing of the same by Contractor will be charged at regular scheduled rates over and above the amount of this proposal. Contractor shall not be responsible for loss, damage or delay caused by circumstances beyond its reasonable control, including but not limited to acts of God, weather, accidents, fire, vandalism, strikes, jurisdictional disputes, failure or delay of transportation, shortage of or inability to obtain materials, equipment or labor; changes in the work and delays caused by others. In the event of these occurrences, Contractor's time for performance under this proposal shall be extended for a time sufficient to permit completion of the Work.

10. Electrical Conduit. Contractor's price is based upon there not being electrical conduit or other materials embedded within the roof assembly unless expressly identified on the face of this proposal. Customer will indemnify Contractor from any personal injury, damage, claim, loss or expense resulting from the presence of electrical conduit, shall render the conduit harmless so as to avoid injury to Contractor's personnel, and shall compensate Contractor for additional time, labor and expense resulting from the presence of such materials.

11. Right to Stop Work. The failure of Customer to make proper payment to Contractor when due shall entitle Contractor, at its discretion, to suspend all work and shipments, including furnishing warranty, until full payment is made or terminate this contract. The contract sum to be paid Contractor shall be increased by the amount of Contractor's reasonable costs of shut-down, delay and start-up.

12. Interior Protection. Customer acknowledges that re-roofing of an existing building may cause disturbance, dust or debris to fall into the interior and possibly, if hot asphalt or pitch is used, drippage may occur depending upon deck conditions. Customer agrees to remove or protect property directly below the roof in order to minimize potential interior damage. Contractor shall not be responsible for disturbance, damage, clean-up or loss to interior property that Customer did not remove or protect prior to commencement of roofing operations. Customer shall notify tenants of re-roofing and the need to provide protection underneath areas being re-roofed. Customer agrees to hold Contractor harmless from claims of tenants who were not so notified and did not provide protection.

13. Working Hours. This proposal is based upon the performance of all work during Contractor's regular working hours. Extra charges will be made for overtime and all work performed other than during Contractor's regular working hours, if required by Customer.

14. Warranty. Contractor's workmanship will be warranted by Contractor in accordance with its standard warranty, which is made a part of this proposal and contract and incorporated by reference. Contractor SHALL NOT BE LIABLE FOR SPECIAL, INCIDENTAL OR CONSEQUENTIAL DAMAGES. The acceptance of this proposal by the Customer signifies his/her agreement that this warranty shall be and is the exclusive remedy against Contractor for all defects in workmanship furnished by Contractor. Contractor's standard warranty is three years on a roof replacement and one year on a roof repair. Contractor's standard warranty will be null and void if Contractor's work has been altered, changed, manipulated, serviced, or modified in any manner by others (including but not limited to attempted warranty repair without authorization from Contractor). Costs incurred in the removal, de-installation or re- installation of the Contractor's work are not covered by warranty.

15. Back Charges. No back charges or claims for payment of services rendered or materials and equipment

furnished by Customer to Contractor shall be valid unless previously authorized in writing by Contractor and unless written notice is given to Contractor within ten (10) days of the event, act or omission which is the basis of the back charge.

16. Tolerances. All materials and work shall be furnished in accordance with normal industry tolerances for color, variation, thickness, and size, weight, amount, finish, texture and performance standards. Specified quantities are intended to represent an average over the entire roof area.

17. Mold. Contractor and Customer are committed to acting promptly so that roof leaks are not a source of potential interior mold growth. Customer will make periodic inspections for signs of water intrusion and act promptly; including notice to Contractor if Customer believes there are roof leaks, to correct the condition. Upon receiving notice, Contractor will make repairs promptly so that water entry through the roofing installed by Contractor is not a source of moisture. Contractor is not responsible for indoor air quality. Owner shall hold harmless and indemnify Contractor from claims due to poor indoor air quality and resulting from a failure by Owner to maintain the interior of the building in a manner to avoid growth of mold.

18. Fumes and Emissions. Owner and Contractor acknowledge that asphalt will be heated by Contractor, odors and emissions from roofing products will be released and noise will be generated as part of the roofing operations to be performed by Contractor. Customer shall be responsible for interior air quality, including controlling mechanical equipment, HVAC. units, intake vents, wall vents, windows, doors and other openings to prevent fumes and odors from entering the building. Customer is aware that roofing products emit fumes, vapors and odors during the application process. Customer shall hold Contractor harmless from claims from third parties relating to fumes and odors that are emitted during the normal roofing process.

19. Material References. Contractor is not responsible for the actual verification of technical specifications of product manufacturers; i.e., R value or ASTM or UL compliance, but rather the materials used are represented as such by the material manufacturer.

20. Financing. If any finance amount is approved by a third party vendor and the approval is withdrawn for any reason, Customer will be liable for the balance.

21. You, the Customer, may cancel this contract at any time before midnight on the fifth business day after you have received written notification from the Insurance Company that all or any part of the claim or contract is not a covered loss under the Policy. This right to cancel is in addition to any other rights of cancellation which may be found in state or federal law or regulation. See attached Notice of Cancellation form, Exhibit B, for an explanation of this right.

22. The Notice of Cancellation shall be effective upon deposit into the United States mail, postage prepaid and properly addressed to Contractor. In circumstances in which payment may be made from the proceeds of the Insurance Policy, Contractor shall not require any payments from the Customer until the five-day cancellation period has expired. If, however, Contractor has performed any emergency services, acknowledged by the Customer in writing to be necessary to prevent damage to the premises, Contractor shall be entitled to collect the amount due for the emergency services at the time they are rendered.

PURCHASING DEPARTMENT
WASHINGTON COUNTY BOARD OF EDUCATION

Purchase Order **No 6905**

Date Issued **10/31/25**

Appropriation No. **141-E-71300-730-002**

Dept. **ISM grant**

School **BCE**

PURCHASE ORDER

TO Presentation Solutions, Inc.

PO Box 159

4809 Fox Run Rd.

Buckner, KY 40010

Deliver to **Boones Creek Elementary**

Address **132 Highland Church Rd.**

Johnson City, TN 37615

Via **R. Perry**

Articles on this order must be charged to account of

NOTICE TO VENDOR

1. Purchase order **MUST** bear two signatures in order to be valid.
2. Purchase order number **MUST** appear on all invoices submitted for payment.
3. Mail **TWO** copies of your invoice promptly to:

Washington County Board of Education
405 West College Street
Jonesborough, TN 37659
Telephone (423) 753-1105

ARTICLES OR SERVICES	CODE	QUANTITY & UNIT	UNIT PRICE	TOTAL
(Unless otherwise stated all prices F.O.B. Destination)				
Diamond XL2 color pro ultra XL2 poster/banner maker		1		\$11,995.05
Shipping				\$399.00
*Buy Board #760-25				
GRAND TOTAL - INCLUDING ALL ATTACHED PAGES				\$12,394.05

SUBJECT TO THE FOLLOWING CONDITIONS

1. All packages, cartons or other containers must be plainly marked with the purchase order number.
2. The right is reserved to purchase in the open market and to charge the difference to the Vendor in the event that deliveries are not made at the time specified in the bid and on this order.
3. Whenever a delivery is rejected, the Vendor shall be notified and be given the reason for the rejection. All rejected deliveries shall be held at the Vendor's risk and he shall bear the expense of removal.
4. Acceptance of this order includes acceptance of all terms, prices, delivery, instructions, specifications and conditions stated.
5. The county is not liable for Federal excise tax or state sales tax.
6. Each shipment and/or each purchase order should be covered by separate invoice.

IMPORTANT: INVOICES AND PACKAGES MUST BEAR PURCHASE ORDER NUMBER

VENDOR'S COPY

There is an otherwise unincumbered balance to the credit of the proper appropriation, allotment or fund to meet the expenditure covered by this purchase.

APPROVED:



PROPOSAL / ORDER FORM

Corporate Headquarters:

P.O. Box 159
4809 Fox Run Road
Buckner, Kentucky 40010

(Toll-Free) 800-280-7809
(Louisville-Area) 502-222-7277
(Fax) 502-222-8289

www.presentationssolutions.com

PO# _____
(required for orders greater than \$500.00)

BILL TO

Company Boones Creek Elementary School

Contact Name Rachel Perry

Address 1 132 Highland Church Rd

Address 2 _____

City, State, Zip Johnson City, TN 37615

Phone (336) 491-3981

Email PerryR@wcde.org

TERMS NET 10

Quote

Order

SHIP TO

Company Same

Contact Name _____

Address 1 _____

Address 2 _____

City, State, Zip _____

Phone _____

Email _____

Ship Via _____

Quantity	Item Number	Description	Item Price	Total Price
1	Diamond XL 2	ColorPro Ultra XL 2, CoolLam & Recognizer Ultra Diamond Package	11,995.05	11,995.05
		ColorPro ULTRA-XL2 36" Indoor/Outdoor Poster & Banner Maker (w/ Stand)		
		"Poster Artist PRO" Software		
		2,000+ ColorPro & Recognizer Templates - Customizable & Education-Specific		
		Scanning Module & Integration for "1-Click" Posters From Hard-Copy Documents		
		1 Set - 5 Starter Ink Cartridges (90-ml each; 450-ml Total)		
		1 Roll - 24" Standard Bond Paper		
		1 Roll - 36" Standard Bond Paper		
		The Command Center Design Workstation - Pre-Installed & Integrated!		
		The Recognizer ULTRA Award & Recognition System - Includes Cutouts & Signage		
		"The Recognizer ULTRA" Exclusive Printing & Cutting Software		
		1 Roll - White Vinyl (enough for approximately 100 Window Decals)		
		1 Roll - Transfer Application Tape (enough for approximately 600 Window Decals)		
		1 Roll - Metallic Award Tape (enough for approximately 100 Awards)		
		1 Cartridge - Black Print Ribbon (enough for approximately 350 Awards)		
		1 Box of Blank Plaques (40 Plaques Total)		
		Inside-Delivery		
		Custom In-Person Installation & Training		
		FREE Lifetime Phone Support		
		Bonus! CoolLam 25" Non-Heat Laminator & Film Set (100')		
		Freight / Shipping		399.00
		Please include the following contract number on your purchase order.		
		Total		12,394.05

Quotation valid for 30 days. Subject to availability. **BuyBoard #760-25** Visa, MasterCard, or American Express accepted.

There will be a 20% restocking charge on all returned merchandise.

Special Instructions: (for credit card payments, list account number, name on the card and expiration date here)

Customer Approval:

Quoted By:

Customer's Authorized Agent _____ Date _____

Regina Aldridge
Sales Consultant

October 29, 2025
Date



Corporate Headquarters:

P.O. Box 159
4809 Fox Run Road
Buckner, Kentucky 40010

(Toll-Free) 800-280-7809
(Louisville-Area) 502-222-7277
(Fax) 502-222-8289

www.presentationolutions.com

February 21, 2025

To Whom It May Concern:

This letter is in regard to our company's Sole Source status for the ColorPro, ColorPro ULTRA, and ColorPro XL Poster Makers, as well as The Recognizer® ULTRA Award, Cutout & Recognition System. These systems are not just a "printer in a box." Rather, each system is a complete turn-key system that is controlled by a kiosk-style design module (The Command Center), which is pre-loaded, configured, and integrated with nearly 2,000 total *proprietary* and *Education-specific* templates. These turn-key systems were created by our company, combining components from top-quality manufacturers with our nearly 2,000 combined *proprietary* templates, which were created specifically for K-12 schools. Since Presentation Solutions is the creator of these templates, no other company can provide the turn-key system(s) with the proprietary integrated templates that we provide.

Furthermore, our company is the only company whose individual systems are *expandable* to include additional system components, which are already pre-installed and integrated on our Command Center design module. For example, the proprietary software and templates for The Recognizer®, which is the only system on the market which both cuts *and* prints cutouts, awards and signage on the same system, is already pre-installed and integrated on the ColorPro Poster Maker's Command Center... so to expand the ColorPro system to also include the Recognizer® involves nothing more than connecting it to the Command Center...and vice-versa.

In addition to this Sole Source status, these systems are on the TIPS and BuyBoard National Purchasing Contracts (contract numbers available upon request).

Our company has thousands of Education customers across the country, has been in business for 35 years (since 1990), and enjoys an "A+" rating with the Better Business Bureau.

If you have any questions, please feel free to contact me at 800-280-7809.

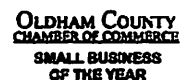
Thank you.

Very truly yours,

Joe C. Powell
President & Founder

MARY DEIBEL MITCHELL
Notary Public
Commonwealth of Kentucky
Commission Number KYNP95127
My Commission Expires Dec 12, 2028

An Award-Winning Company!



Current Vendors - Tennessee

Address Line 1	City	State	ZIP	Effective	Expiration	Contract
PO Box 20658	Beaumont	TX	77720	4/1/2024	3/31/2029	Job Order Contracting (RSMMeans) 728-24
9555 W Sam Houston Pkw S.#550	Houston	TX	77099	2/1/2025	1/31/2028	Telecommunication Products and Services 758-25
9555 W Sam Houston Pkw S.#550	Houston	TX	77099	2/1/2025	1/31/2028	Technology: Hardware Equipment and Products 760-25
4809 Fox Run Rd.	Buckner	KY	40010	2/1/2025	1/31/2028	Technology: Hardware Equipment and Products 760-25
10415 Morado Circle Building	Austin	TX	78759	2/1/2025	1/31/2028	Telecommunication Products and Services 758-25
10415 Morado Circle Building	Austin	TX	78759	2/1/2025	1/31/2028	Technology: Hardware Equipment and Products 760-25
3219 South Sam Houston Parkway East	Houston	TX	77047	4/1/2023	3/31/2026	Public Safety and Firehouse Supplies and Equipment 698-23
4422 Cypress Creek Parkway, Suite 400	Houston	TX	77068	12/1/2022	11/30/2025	Food Service Equipment, Supplies and Appliances 683-22
4003 N. 164Th Dr	Goodyear	AZ	85395	2/1/2025	1/31/2028	Technology: Hardware Equipment and Products 760-25
PO Box 1309	Alpharetta	GA	30009	10/1/2022	9/30/2025	Sewer Inspection and Cleaning Products 676-22
1622 Saratoga Blvd.	Corpus Christi	TX	78417	4/1/2024	3/31/2027	Trade Services 733-24
7409 N. 160th St.	Bennington	NE	68007	6/1/2024	5/31/2027	Indoor and Outdoor Sports Surfaces, Repair and Renovation and Gym Floor Refinishing 737-24
Po Box 2720	Grapevine	TX	76099	6/1/2024	5/31/2027	Audio Visual Equipment and Supplies 739-24
Po Box 2720	Grapevine	TX	76099	2/1/2025	1/31/2028	Technology: Hardware Equipment and Products 760-25
2625 Stearman Road Ste A	Prescott	AZ	86301	4/1/2023	3/31/2026	Public Safety and Firehouse Supplies and Equipment 698-23
2201 N Central Expy, Ste 121	Richardson	TX	75080	2/1/2025	1/31/2028	Technology Equipment, Products, Services and Software 759-25
2510 Farrell Road	Houston	TX	77073	6/1/2023	5/31/2026	Swimming Pool Chemicals, Supplies, and Equipment 701-23

(M) - MWBE (E) - EDGAR Received (D) - Designated Dealer (I) - No Israel Boycott (T) - No Foreign Terrorist Orgs

7/3/2025 5:16 AM

PURCHASING DEPARTMENT
WASHINGTON COUNTY BOARD OF EDUCATION

Purchase Order **Nº 6907**

Date Issued **11/4/25**

Appropriation No. **141-E-71300-730-002**

Dept. **ISM grant**

School **Grandview**

PURCHASE ORDER

TO Presentation Solutions, Inc.
 PO Box 159
 4809 Fox Run Rd.
 Buckner, KY 40010

Deliver to **Grandview Elementary School**
 Address **2981 Hwy 11E**
Telford, TN 37690
 Via **Heather Shelton**

Articles on this order must be charged to account of

NOTICE TO VENDOR

1. Purchase order **MUST** bear two signatures in order to be valid.
2. Purchase order number **MUST** appear on all invoices submitted for payment.
3. Mail **TWO** copies of your invoice promptly to:

Washington County Board of Education
405 West College Street
Jonesborough, TN 37659
Telephone (423) 753-1105

ARTICLES OR SERVICES	CODE	QUANTITY & UNIT	UNIT PRICE	TOTAL
(Unless otherwise stated all prices F.O.B. Destination)				
Diamond XL2 colorPro Ultra Poster/Banner maker				\$11,995. ⁰⁵
shipping				\$399. ⁰⁰
*BuyBoard Contract #760-25				
GRAND TOTAL - INCLUDING ALL ATTACHED PAGES				\$12,394. ⁰⁵

SUBJECT TO THE FOLLOWING CONDITIONS

1. All packages, cartons or other containers must be plainly marked with the purchase order number.
2. The right is reserved to purchase in the open market and to charge the difference to the Vendor in the event that deliveries are not made at the time specified in the bid and on this order.
3. Whenever a delivery is rejected, the Vendor shall be notified and be given the reason for the rejection. All rejected deliveries shall be held at the Vendor's risk and he shall bear the expense of removal.
4. Acceptance of this order includes acceptance of all terms, prices, delivery, instructions, specifications and conditions stated.
5. The county is not liable for Federal excise tax or state sales tax.
6. Each shipment and/or each purchase order should be covered by separate invoice.

IMPORTANT: INVOICES AND PACKAGES MUST BEAR PURCHASE ORDER NUMBER

VENDOR'S COPY

There is an otherwise unincumbered balance to the credit of the proper appropriation, allotment or fund to meet the expenditure covered by this purchase.

APPROVED:



PROPOSAL / ORDER FORM

Corporate Headquarters:

P.O. Box 159
4809 Fox Run Road
Buckner, Kentucky 40010

(Toll-Free) 800-280-7809
(Louisville-Area) 502-222-7277
(Fax) 502-222-8289

www.presentationolutions.com

PO# _____
(required for orders greater than \$500.00)

BILL TO

Company Grandview Elementary School

Contact Name Heather Shelton

Address 1 2981 Hwy. 11E

Address 2 _____

City, State, Zip Telford, TN 37690

Phone (423) 620-0062

Email SheltonH@wcde.org

TERMS NET 10

Quote

Order

SHIP TO

Company Same

Contact Name _____

Address 1 _____

Address 2 _____

City, State, Zip _____

Phone _____

Email _____

Ship Via _____

Quantity	Item Number	Description	Item Price	Total Price
1	Diamond XL 2	ColorPro Ultra XL 2, CoolLam & Recognizer Ultra Diamond Package	11,995.05	11,995.05
		ColorPro ULTRA-XL2 36" Indoor/Outdoor Poster & Banner Maker (w/ Stand) "Poster Artist PRO" Software 2,000+ ColorPro & Recognizer Templates—Customizable & Education-Specific Scanning Module & Integration for "1-Click" Posters From Hard-Copy Documents 1 Set - 5 Starter Ink Cartridges (90 ml each; 450 ml Total) 3 Rolls - 24" Standard Bond Paper 1 Roll - 36" Standard Bond Paper The Command Center Design Workstation - Pre-Installed & Integrated! The Recognizer ULTRA Award & Recognition System - Includes Cutouts & Signage "The Recognizer ULTRA" Exclusive Printing & Cutting Software 1 Roll - White Vinyl (enough for approximately 100 Window Decals) 1 Roll - Transfer Application Tape (enough for approximately 600 Window Decals) 1 Roll - Metallic Award Tape (enough for approximately 100 Awards) 1 Cartridge - Black Print Ribbon (enough for approximately 350 Awards) 1 Box of Blank Plaques (40 Plaques Total) Inside-Delivery Custom In-Person Installation & Training FREE Lifetime Phone Support Bonus! CoolLam 25" Non-Heat Laminator & Film Set (100)		
		Please include the following contract number on your purchase order.	Freight / Shipping	399.00
		BuyBoard #760-25	Total	12,394.05

Quotation valid for 30 days. Subject to availability Visa, MasterCard, or American Express accepted.

There will be a 20% restocking charge on all returned merchandise.

Special Instructions: (for credit card payments, list account number, name on the card and expiration date here)

Customer Approval:

Quoted By:


Customer's Authorized Agent _____ Date _____

Regina Aldridge October 31, 2025
Sales Consultant Date

ColorPro ULTRA XL2 Cool Lam & The Recognizer ULTRA



Diamond XL Package



Package Includes:

ColorPro XL2 36" Indoor/Outdoor Poster & Banner Maker (w/ Rolling Stand)

Built-In USB Direct-Print Drive

"Poster Artist PRO" Design Software - (Pre-Installed; NO Network/Internet Needed!)

2,000+ ColorPro & Recognizer Templates - Customizable & Education-Specific

Scanning Module (Pre-Integrated For "1-Click" Posters From Hard-Copy Documents)

1 Set - 5 Starter Ink Cartridges (90 ml each; 450 ml Total)

1 Roll Each - 24" & 36" Standard Bond Paper

Command Center Design & Control Module - Pre-Installed & Integrated!

UPGRADE To "Super" Command Center (More Powerful & Faster - 16GB RAM!)

The Recognizer ULTRA Award & Recognition System (Includes Cutouts, Decals & Signage)

1 Each - Metallic Award Tape, White Vinyl Tape, Black Print Ribbon, & Transfer Tape Roll

1 Box - Blank Plaques (Box of 40)

Inside-Delivery & Video-Assisted Set-Up

Custom Step-By-Step Video Installation & Training

FREE Lifetime Phone Support

2-Year On-Site Warranty (ColorPro XL2)* & 5-Year Warranty (Recognizer ULTRA)! (* 1 Year on ColorPro XL2 Print Head)

BONUS! CoolLam 25" Non-Heat Laminator & 100' Film Set!

Package Price: \$11,995.05*

*(+ \$399.00 Flat-Rate Shipping)

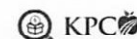
Or, Use Our "1 Payment Per Year" Plan!



Order From:
Presentation Solutions
P.O. Box 159 Buckner, KY 40010
PH: 800-280-7809 Fax: 502-222-8289
orders@presentationsolutions.com
www.presentationsolutions.com



Contract #: 240103



PurchasePros

Contract #: CLS2022.002



Contract #: 760-25



IAESC
Contract #: 25.10



Funding Justification: Title 1 Alignment ColorPro & Recognizer



Educational Methods

Applications

Funding

Setting Objectives

- Create and post reading and math standards in *every* classroom
- Create and display rubrics and grading expectations
- Create stair labels for multiplication tables, school mission, etc.

Title 1, Part A

Parental Involvement

- Use posters and banners, including inspirational quotes with students' pictures, to facilitate parent involvement. Promote Student of the Month, Parent of the Month and Volunteer of the Month posters to foster drive for parents to participate and get involved, using posters, plaques & medals.
- Create stickers, posters, and banners promoting parental involvement, meeting times, opportunities to get involved, etc.

Title 1, Part A

Differentiated Instruction

- Communicate lessons, instructions, and activities in English and Spanish (as well as other languages)
- Incorporate instructional strategies using posters, charts, & flash cards that encourage student engagement
- Construct learning activities that meet the diverse needs of the 21st century learning populations
- Foster collaborative group work opportunities that allow for the development of both social skills and content mastery
- Support and advance critical thinking skills using graphic organizers, both as posters and stickers

Title 1, Parts A & C

Reinforced and Explicit Instruction

- Reinforce key learning concepts with poster-size learning strategies and reminders
- Create a print-rich learning environment
- Enlarge writing prompts and post them in the classroom
- Model how-to-read charts and diagrams with posters
- Post big ideas from a unit to review throughout the year
- Create anchor charts for students to reference when working independently

Title 1, Parts A & D

Cooperative Learning: Peer Editing, Flexible Groups and Scaffold Reading Comprehension of Similarities and Differences

- Use posters, charts & graphics on walls, floors, & stairs and in small groups
- Enlarge and laminate graphic organizers used for identifying similarities and differences, & print as stickers for reminders
- Create K-W-L charts, Mind Maps, Venn Diagrams, and other charts to activate prior knowledge to improve comprehension and develop subject-related foundations of learning

Title 1, Parts A & D



Perkins Funding Justification Available Upon Request



BuyBoard Current Vendors - Tennessee

Vendor	Address Line 1	City	State	ZIP	Effective	Expiration	Contract
Preferred Facilities Group USA(E)(I)(T)	PO Box 20658	Beaumont	TX	77720	4/1/2024	3/31/2029	Job Ord
Premier Wireless Business Technology Solutions(M)(E)(I)(T)	9555 W Sam Houston Pkw S.#550	Houston	TX	77099	2/1/2025	1/31/2028	Telecom Services
Premier Wireless Business Technology Solutions(M)(E)(I)(T)	9555 W Sam Houston Pkw S.#550	Houston	TX	77099	2/1/2025	1/31/2028	Technol Product
Presentation Solutions Inc(E)(I)(T)	4809 Fox Run Rd.	Buckner	KY	40010	2/1/2025	1/31/2028	Technol Product
Presidio Holdings Inc dba Presidio Networked Solutions LLC(E)(I)(T)	10415 Morado Circle Building	Austin	TX	78759	2/1/2025	1/31/2028	Telecom Services
Presidio Holdings Inc dba Presidio Networked Solutions LLC(E)(I)(T)	10415 Morado Circle Building	Austin	TX	78759	2/1/2025	1/31/2028	Technol Product
Primary Arms, LLC(E)(I)(T)	3219 South Sam Houston Parkway East	Houston	TX	77047	4/1/2023	3/31/2026	Public S Equipm
PrimeroEdge (formerly Cybersoft Technologies, Inc.)(E)(I)(T)	4422 Cypress Creek Parkway, Suite 400	Houston	TX	77068	12/1/2022	11/30/2025	Food Se Applian
PrintCube Inc(E)(I)(T)	4003 N. 164Th Dr	Goodyear	AZ	85395	2/1/2025	1/31/2028	Technol Product
Pro Chem, Inc.(E)(I)(T)	PO Box 1309	Alpharetta	GA	30009	10/1/2022	9/30/2025	Sewer In 676-22
Pro Tech Mechanical, Inc.(I)(T)	1622 Saratoga Blvd.	Corpus Christi	TX	78417	4/1/2024	3/31/2027	Trade S
Pro Track and Tennis, Inc. /dba/ Professional Track and Tennis(E)(I)(T)	7409 N. 160th St.	Bennington	NE	68007	6/1/2024	5/31/2027	Indoor a Repair a Refinish
ProComputing LLC dba LockStep Technology Group(E)(I)(T)	Po Box 2720	Grapevine	TX	76099	6/1/2024	5/31/2027	Audio V -24
ProComputing LLC dba LockStep Technology Group(E)(I)(T)	Po Box 2720	Grapevine	TX	76099	2/1/2025	1/31/2028	Technol Product
Proforce Law Enforcement(E)(I)(T)	2625 Stearman Road Ste A	Prescott	AZ	86301	4/1/2023	3/31/2026	Public S Equipm
Progress Learning LLC(E)(I)(T)	2201 N Central Expy, Ste 121	Richardson	TX	75080	2/1/2025	1/31/2028	Technol Services
Progressive Commercial Aquatics, Inc (E)(I)(T)	2510 Farrell Road	Houston	TX	77073	6/1/2023	5/31/2026	Swimmi Equipm

(M) - MWBE (E) - EDGAR Received (D) - Designated Dealer (I) - No Israel Boycott (T) - No Foreign Terrorist Orgs



Corporate Headquarters:

P.O. Box 159
4809 Fox Run Road
Buckner, Kentucky 40010

(Toll-Free) 800-280-7809
(Louisville-Area) 502-222-7277
(Fax) 502-222-8289

www.presentationssolutions.com

February 21, 2025

To Whom It May Concern:

This letter is in regard to our company's Sole Source status for the ColorPro, ColorPro ULTRA, and ColorPro XL Poster Makers, as well as The Recognizer® ULTRA Award, Cutout & Recognition System. These systems are not just a "printer in a box." Rather, each system is a complete turn-key system that is controlled by a kiosk-style design module (The Command Center), which is pre-loaded, configured, and integrated with nearly 2,000 total *proprietary* and *Education-specific* templates. These turn-key systems were created by our company, combining components from top-quality manufacturers with our nearly 2,000 combined *proprietary* templates, which were created specifically for K-12 schools. Since Presentation Solutions is the creator of these templates, no other company can provide the turn-key system(s) with the proprietary integrated templates that we provide.

Furthermore, our company is the only company whose individual systems are *expandable* to include additional system components, which are already pre-installed and integrated on our Command Center design module. For example, the proprietary software and templates for The Recognizer®, which is the only system on the market which both cuts *and* prints cutouts, awards and signage on the same system, is already pre-installed and integrated on the ColorPro Poster Maker's Command Center... so to expand the ColorPro system to also include the Recognizer® involves nothing more than connecting it to the Command Center...and vice-versa.

In addition to this Sole Source status, these systems are on the TIPS and BuyBoard National Purchasing Contracts (contract numbers available upon request).

Our company has thousands of Education customers across the country, has been in business for 35 years (since 1990), and enjoys an "A+" rating with the Better Business Bureau.

If you have any questions, please feel free to contact me at 800-280-7809.

Thank you.

Very truly yours,

Joe C. Powell
President & Founder

MARY DEIBEL MITCHELL
Notary Public
Commonwealth of Kentucky
Commission Number KYNP95127
My Commission Expires Dec 12, 2028

An Award-Winning Company!



Washington County Department of Education
School Educational **OVERNIGHT** Trip Authorization*

RECEIVED

OCT 29 2025

BY:

KP

Date of Request 10/17/25 School David Crockett Trip Date 12/18/25 - 12/20/25

Estimated time of departure NOON 12/18/25 and return NOON 12/20/25 total time away 3 Days 2 Night

Destination (include location) Rocky Top Sports World Gatlinburg, TN

Teacher Sam Tarlton Class Boys Basketball Grade 9-12

Luke Hopson Team

Chaperones Sam Tarlton

Number of Students Involved 15

Travis Gouge

Estimated Total Miles (both ways) of Trip 140 miles

Luke Hopson

Bus Driver/Number _____ Bus Driver/ Number _____

Will Chaperones have a list (roll) that they are responsible for? yes

As you plan the trip, will all children be given instructions as to what they should do if they become separated (lost) from the group? yes

Will you have on file parental release forms signed by parents or legal guardians? yes

Explain the educational value of the trip: Christmas Tournament

Total Cost Estimate \$6,000.00

Plans for meeting the costs School Basketball Account

Transportation cost for educational trips shall be calculated in the following manner:
\$16.00 per hour for driver (2 hour minimum)
\$ 3.15 per hour to cover fixed charges (SS, retirement. etc.)
\$19.15 total to be remitted to the central office per hour

Reimbursement for the bus and fuel shall be made at the rate of \$.75 per mile.
*Refer to Board Policy 4.302

[Signature]
Principal's Signature

10.24.25
Date

BY WC SUPERINTENDENT
[Signature]
Superintendent's Signature

10-29-2025
Date

Date Approved by the Board of Education _____