

**WASHINGTON COUNTY
BOARD OF EDUCATION**

August 2, 2022

5:30 PM

Central Office

- I. CALL TO ORDER**
- II. CONSIDERATION OF MEETING AGENDA**
- III. REQUEST TO ADDRESS THE BOARD**
 - A. Andrea Hooper - Facilities Study of Washington County Schools**
- IV. APPROVAL OF MEETING MINUTES**
 - A. June 30, 2022**
 - B. July 22-23, 2022 Board Retreat/Workshop**
- V. ANNOUNCEMENTS**
 - A. August 1, 2022 - First Student Day (abbreviated day)**
 - B. August 3, 2022; 1:00 p.m.**
County Commission Health, Education, & Welfare Committee
 - C. August 4, 2022 - Election Day; Inservice Day - No Students (Note Approved SY 2022-2023 Calendar)**
 - D. August 8, 2022: Teacher In-Service Day -- No Student Attendance (Note Approved SY 2022-2023 Calendar)**
 - E. August 23, 2022; 5:00 p.m. - Board Workshop**
 - F. August 29, 2022; 6:00 p.m. - County Commission Meeting**
- VI. SUPERINTENDENT'S REPORT**
 - A. 2021-2022 TCAP Overview**
 - B. Enrollment Update**
 - C. Field Trips Report**
 - D. Maintenance Report**
 - 1. Facilities Updates**
 - E. Monthly Financials**
 - F. Personnel Report**
 - G. Grants Report**
 - H. Other**
- VII. CONSIDERATION OF CONSENT AGENDA**
 - A. Overnight Field Trips**
 - 1. Daniel Boone High MCJROTC**
Trip Requests for SY22-23
 - 2. David Crockett High Volleyball Team**
September 9-10, 2022

**Rocky Top Tournament
Sevierville, TN**

B. Purchases

1. Purchase Orders

- 1. Purchase Order 34472; Committee Children; Second Step K-8 SEL Curriculum (10-1 year licenses); Coordinated School Health; \$10,075.50; Funded by ESSER 3.0; Line Item 937 72120 471**
- 2. Purchase Order 5666; Frontline Technologies Group LLC; Human Capital Management renewal; \$26,560.17; Line Item 72250399**
- 3. Purchase Order 5772; Gov Connection; Aruba Switches & Switch Service; \$26, 598.44; State Contract TCPN TN; Line Item 72250499**
- 4. Purchase Order 34436; iCEV; Online curriculum support instruction and industry credential eligibility; David Crockett High; Sole Source; \$10,270.00; Line item 71300429-800**
- 5. Purchase Order 5665; Skyward; Accounting/Human Resources Software Packages renewal; Sole Source; \$68, 527.47; Line Item 72250399**
- 6. Purchase Order 34432; Tennessee Office Supply; Brother ADS-1200 Compact Desktop Scanner (68 @ \$199.98 ea); \$13, 598.64; Special Education(System-wide); Funded ESSER 2.0; Line Item 71200-499 (934)**
- 7. Purchase Order 34441; Career Safe; OSHA 10-Hour Industry Cerification for Daniel Boone High & David Crockett High; Sole Source; \$12,800.00; Line Item 71300499-800**
- 8. Purchase Order 6643; BrainPop; System-wide Renewal(9/5/22-9/4/23); \$17,182.50; Line Item 72250399**

C. Agreements/Contracts

- 1. BrightArrow Subscription Renewal; Sole Source; 3 year contract; \$10,000.00 year one, \$10,400.00 year two, \$10,800.00 year three; Line item 141E 72250-399**
- 2. Contract for Field Turf Maintenance; 12 year term contract; Baseline Sports Construction; Sourcwell Contract 060518-SII; \$33,000.00 (every 3 years)Line Item 141E 72620-399**
- 3. Approval of contract with Sidekick Therapy Partners (Knoxville,TN) for Occupational Therapy, Physical Therapy, and Speech-Language Services.**

D. Reports

- 1. Annual Vehicle Authorization Report (Annual Agenda Item)**

E. Approval of Human Resources Director Cindy Percell to serve as the Title IX Coordinator, replacing Dr. Ashley Keys Davis

VIII. DISCUSSIONS/PRESENTATIONS

A. Facilities Master Study - Lewis Group Architects

B. Boones Creek Elementary Floor Update - Tommy Burleson

- C. **TCAT Updates**
- D. **New Jonesborough School Update**
- E. **Wall pads for Daniel Boone High and David Crockett High Gyms; Funding request; Daniel Boone High \$11,093.00; David Crockett High \$8,548.00; Toadvine Co.; Sourcewell Contract 071819-PTA; Line Item 141E72410-599-001**
- F. **Purchase of Lazer E-Series 751 KAW 52" mower (\$10,381.00); Lazer E-Series 801 KAW 60" mower (\$10,622.00); Tri City Mower & Saw; Johnson City, TN; ; Omnia Partners Co-op Contract 2520742 ; Line Item 141E7210-729**
- G. **Car Leases for Driver's Education Program; Line Item 141E 72710-330**
- H. **Policy**
 - 1. **6.300 - Student Code of Conduct (First Reading)**
 - 2. **6.3041 - Title IX & Sexual Harassment (First Reading)**
 - 3. **3.2002 - Facilities Naming & Dedication (2nd Reading)**
- I. **Naming of new Jonesborough School**
- J. **Revised Education Capital Projects Plan FY2023-FY2027**
- K. **Interlocal Agreement between Washington County and the Washington County Board of Education regarding the funding, use, and management of the Boones Creek Athletic Facilities**
- L. **WCEA - Welcome Back**
- IX. **ADJOURNMENT**

WASHINGTON COUNTY BOARD OF EDUCATION

June 30, 2022; 5:30 PM; Central Office

Those present were Vice-Chair Mike Masters, Mary Beth Dellinger, Whitney Riddle, David Hammond, Keith Ervin, Chad Fleenor, Mitch Meredith, and Superintendent Jerry Boyd. Absent were Chairman Jason Day and Annette Buchanan.

I. CALL TO ORDER

Following a moment of silence, Ms. Dellinger led the pledge to the flag.

II. CONSIDERATION OF MEETING AGENDA

Chad Fleenor moved for approval of the meeting agenda, as amended. Keith Ervin seconded the motion which carried on roll call vote:

- Annette Buchanan: absent
- Jason Day: absent
- Mike Masters: yes
- Whitney Riddle: yes
- Keith Ervin: yes
- Mary Beth Dellinger: yes
- Chad Fleenor: yes
- David Hammond: yes
- Mitch Meredith: yes

Chad Fleenor moved to amend the agenda with the addition of FY23 per diem rates, propane filling station at Daniel Boone High, and WCEA as items under Discussions/Presentations. Keith seconded the motion which carried on roll call vote:

- Annette Buchanan: absent
- Jason Day: absent
- Mike Masters: yes
- Whitney Riddle: yes
- Keith Ervin: yes
- Mary Beth Dellinger: yes
- Chad Fleenor: yes
- David Hammond: yes
- Mitch Meredith: yes

III. APPROVAL OF MEETING MINUTES

A. June 2, 2022

B. June 14, 2022; Called Meeting

C. June 14, 2022; Workshop

Whitney Riddle moved for approval of the meeting minutes, as presented. Chad Fleenor seconded the motion which carried on roll call vote:

- Annette Buchanan: absent
- Jason Day: absent
- Mike Masters: yes
- Whitney Riddle: yes
- Keith Ervin: yes
- Mary Beth Dellinger: yes
- Chad Fleenor: yes
- David Hammond: yes
- Mitch Meredith: yes

IV. ANNOUNCEMENTS

A. June 27, 2022; 6:00 p.m.; County Commission Meeting

B. District Offices Closed July 4th & 5th in observance of Independence Day

C. July 7, 2022; 1:00 p.m.; County Commission HEW Committee Meeting

D. July 21-24, 2022; TSBA Summer Law & Board Retreat; Gatlinburg

E. July 25, 2022; 6:00 p.m.; County Commission Meeting

F. July 26, 2022; 5:00 p.m.; Monthly Workshop

G. July 27, 2022; Teachers Return

V. SUPERINTENDENT'S REPORT

A. Enrollment Update

B. Maintenance Report

C. Monthly Financials

D. Personnel Report

E. Grants Report

F. Other

VI. CONSIDERATION OF CONSENT AGENDA

David Hammond moved for approval of the consent agenda. Chad Fleenor seconded the motion which carried on roll call vote:

- Annette Buchanan: absent
- Jason Day: absent
- Mike Masters: yes
- Whitney Riddle: yes
- Keith Ervin: yes
- Mary Beth Dellinger: yes
- Chad Fleenor: yes
- David Hammond: yes
- Mitch Meredith: yes

A. FY23 Salary Scales & Supplements

B. Approval of Differentiated Pay Plan

C. 2023 Health Insurance Rates

D. Transportation Report (Annual Agenda Item)

E. Purchase Orders

- 1. Purchase Order 34318; IXL Learning; Service Site License Upgrade; \$20,671.00; Funded ESSER 3.0; Line Item 937 71100471**
- 2. Purchase Order 34409; Savvas; License Renewal for SuccessMaker Reading & Math; Jonesborough Elementary; \$62,980.00; Funded ESSER 3.0; Line Item 937 71100471**
- 3. Purchase Order 34430; TNTP, Inc.; Early Literacy Support; Contract #CC22040156; \$40,000.00; Funded Early Literacy Networks Grant; Line Item 142E-72210-399-952**
- 4. Purchase Order 34384; TNTP, Inc.; ELA Curriculum Implementation Support; System-wide; Contract # CC21090266(April-June 2022); \$19,656.00; Funded by FY2022 HQIM Literacy Implementation Grant; Line Item 72210-399-951**
- 5. Purchase Order 33726; N2Y,LLC; Unique Learning System & News2You Programs(addition of users and renewals); SPED System-wide; \$12,159.21; Funded by ESSER 2.0; Line Item 71200-429(934)**
- 6. Purchase Order 34433; Instructure; District; Full year(Case Assessments, Mastery Connect,Item Bank,Individual Student Reports); Sole Source; Funded by ESSER 2.0; \$109,663.75; Line Item 142E 71100471934**
- 7. Purchase Order 33412 Curriculum Associates,LLC; Ellevation Platform Subscription fees, Ellevation Data/Implementation(Service Fees); ELL-System-wide; Funded by ESSER 2.0; \$7,187.50; Line Item 93472210471
Purchase Order 33413; Curriculum Associates,LLC; On-line Training; ELL System-wide; Funded by ESSER 2.0; \$4,000.00; Line Item 93472210524**
- 8. Purchase Order 34414; Pearson Virtual Schools USA; GradPoint Software; System-wide; Funded by ESSER 2.0; \$104,744.64; Line Item 93471100471
Purchase Order 34415; Pearson Virtual Schools USA; GradPoint Software; Steppen Stone Academy; Funded by Title I-D; \$9,068.80; Line Item 16071100499**

F. Purchases

- 1. Purchase of a passenger van to replace the current van used by the Board and District Staff; At the start of FY23;will be purchased through state contract; Line item 141E 72710-729**
- 2. Pearson - AIMS Web Plus - Monitoring Software for Special Education; It will replace EasyCBM and Star 360 Programs; \$22,045.50; This replacement results in over a \$80,000 savings for the school system; Line Item 141E 72250-399**

G. Approval of Annual Agenda

H. Agreements

1. Carson Newman University

2. Lincoln Memorial University

VII. DISCUSSIONS/PRESENTATIONS

A. Policy Summary

B. Policy Review - 1st Readings

Chad Fleenor moved to waive 1st reading and pass on 2nd reading policies, as submitted. Mary Beth Dellinger seconded the motion which carried on roll call vote:

- Annette Buchanan: absent
- Jason Day: absent
- Mike Masters: yes
- Whitney Riddle: yes
- Keith Ervin: yes
- Mary Beth Dellinger: yes
- Chad Fleenor: yes
- David Hammond: yes
- Mitch Meredith: yes

Chad Fleenor moved to approve policies, as submitted for 1st reading and to include Policy 3.2002 Facilities Naming & Dedication, deleting lines 26-29. Whitney Riddle seconded the motion which carried on roll call vote:

- Annette Buchanan: absent
- Jason Day: absent
- Mike Masters: yes
- Whitney Riddle: yes
- Keith Ervin: yes
- Mary Beth Dellinger: yes
- Chad Fleenor: yes
- David Hammond: yes
- Mitch Meredith: yes

1. 1.102 Board Members

2. 1.104 Memberships

3. 1.105 School Board Legislative Involvement

4. 1.204 Board Member Development Opportunities

5. 2.806 Bids and Quotations

6. 3.202 Emergency Preparedness Plan

7. 4.101 Instructional Standards

8. *4.210 Credit Recovery

9. 4.212 Virtual Education

10. 4.402 Reconsideration of Textbooks and Instructional Materials

11. 4.403 Library Materials

12. 4.406 Use of the Internet

13. 4.700 Grading System

14. 5.119 Employment of Retirees

15. 5.200 Separation Practices for Tenured Teachers

16. 5.201 Separation Practices for NonTenured Teachers

17. 5.701 Substitute Teachers

18. 6.200 Attendance

19. *6.204 Attendance of NonResident Students

20. 6.318 Admission of Suspended or Expelled Students

21. 6.409 Reporting Child Abuse

C. Policy Review - 2nd Readings

Chad Fleenor moved to approve policies on 2nd reading, as submitted. Whitney Riddle seconded the motion which carried on roll call vote:

- Annette Buchanan: absent
- Jason Day: absent
- Mike Masters: yes
- Whitney Riddle: yes
- Keith Ervin: yes
- Mary Beth Dellinger: yes
- Chad Fleenor: yes
- David Hammond: yes
- Mitch Meredith: yes

1. 5.310 Vacations & Holidays (2nd reading)

2. 5.6101 Supplemental Pay & Schedule (2nd reading)

D. Request for paving of Bus Garage lot; Construction Asphalt Paving Surfaces, Inc. (Johnson City, TN) \$97,500.00; Funding from Educational Capital Fund

Chad Fleenor moved to postpone the paving item until next month. Whitney Riddle seconded the motion which carried on roll call vote:

- Annette Buchanan: absent
- Jason Day: absent
- Mike Masters: yes
- Whitney Riddle: yes
- Keith Ervin: yes
- Mary Beth Dellinger: yes
- Chad Fleenor: yes
- David Hammond: yes
- Mitch Meredith: yes

E. Proposal from Prosim Engineering, Johnson City, TN, for structural inspection at West View Elementary; \$4,250.00; Line Item 141E 72610 399

Chad Fleenor moved for approval of the proposal from Prosim Engineering, Johnson City, TN, for structural inspection at West View Elementary; \$4,250.00;. David Hammond seconded the motion which carried on roll call vote:

- Annette Buchanan: absent
- Jason Day: absent
- Mike Masters: yes
- Whitney Riddle: yes
- Keith Ervin: yes
- Mary Beth Dellinger: yes
- Chad Fleenor: yes
- David Hammond: yes
- Mitch Meredith: yes

F. Consider bid for renovation/replacement of the electrical system for the Daniel Boone High & David Crockett High light poles at the football fields: Funded by County Educational Capital Fund upon approval of the County Commission

Chad Fleenor moved for approval of renovation/replacement of the electrical system for the Daniel Boone High & David Crockett High light poles at the football fields (new lights on existing poles \$ 600,000 not exceeding fund balance): amend motion to request money from educational cap projects fund to reimburse the fund balance to complete the project. Whitney Riddle seconded the motion which carried on roll call vote:

- Annette Buchanan: absent
- Jason Day: absent
- Mike Masters: yes
- Whitney Riddle: yes
- Keith Ervin: yes
- Mary Beth Dellinger: yes
- Chad Fleenor: yes
- David Hammond: yes
- Mitch Meredith: yes

Keith Ervin approval of renovation/replacement of the electrical system for the Daniel Boone High & David Crockett High light poles at the football fields(new lights on existing poles \$ 600,000 not exceeding fund balance): amend motion to request money from educational cap projects fund to reimburse the fund balance to complete the project. Mary Beth Dellinger seconded the motion which carried on roll call vote:

- Annette Buchanan: absent
- Jason Day: absent
- Mike Masters: yes
- Whitney Riddle: yes

- Keith Ervin: yes
- Mary Beth Dellinger: yes
- Chad Fleenor: yes
- David Hammond: yes
- Mitch Meredith: yes

G. Consider bid, Hoilman Construction; \$167,287.00, for cafeteria equipment updates for Daniel Boone High School: Funded by County Educational Capital Fund up to \$75,990.60; the remaining amount will be funded by the Dietary 143 fund; Line Item 143E 73100 710

Chad Fleenor Hoilman Construction; \$167,287.00, for cafeteria equipment updates for Daniel Boone High School: Funded by County Educational Capital Fund up to \$75,990.60; the remaining amount will be funded by the Dietary 143 fund. Whitney Riddle seconded the motion which carried on roll call vote:

- Annette Buchanan: absent
- Jason Day: absent
- Mike Masters: yes
- Whitney Riddle: yes
- Keith Ervin: yes
- Mary Beth Dellinger: yes
- Chad Fleenor: yes
- David Hammond: yes
- Mitch Meredith: yes

H. Temporary Fencing for football fields at Daniel Boone High and David Crockett High: Line Item 141E 72620-399

Chad Fleenor move to go into an agreement with National Construction Rentals; \$16,782.99, for temporary Fencing for football fields at Daniel Boone High and David Crockett High;. David Hammond seconded the motion which carried on roll call vote:

- Annette Buchanan: absent
- Jason Day: absent
- Mike Masters: yes
- Whitney Riddle: yes
- Keith Ervin: no
- Mary Beth Dellinger: yes
- Chad Fleenor: yes
- David Hammond: yes
- Mitch Meredith: yes

I. Authorization to present a request to the Health, Education, & Welfare Committee for \$640,000(technology) and \$460,000(buses) from the Educational Capital Funds for FY23.

Chad Fleenor moved to authorize the Superintendent to present a request to the Health, Education, & Welfare Committee for \$640,000(technology) and \$460,000(buses). Whitney Riddle seconded the motion which carried on roll call vote:

- Annette Buchanan: absent
- Jason Day: absent
- Mike Masters: yes
- Whitney Riddle: yes
- Keith Ervin: yes
- Mary Beth Dellinger: yes
- Chad Fleenor: yes
- David Hammond: yes
- Mitch Meredith: yes

J. Updated Educational Capital Fund Plan

Chad Fleenor moved to approve the updated Educational Capital Fund Plan. Whitney Riddle seconded the motion which carried on roll call vote:

- Annette Buchanan: absent
- Jason Day: absent
- Mike Masters: yes
- Whitney Riddle: yes
- Keith Ervin: yes
- Mary Beth Dellinger: yes
- Chad Fleenor: yes
- David Hammond: yes
- Mitch Meredith: yes

K. FY23 Bus Driver Salary Schedule

David Hammond moved for approval of the FY23 Bus Driver Salary Schedule. Mary Beth Dellinger seconded the motion which carried on roll call vote:

- Annette Buchanan: absent
- Jason Day: absent
- Mike Masters: yes
- Whitney Riddle: yes
- Keith Ervin: yes
- Mary Beth Dellinger: yes
- Chad Fleenor: yes
- David Hammond: yes
- Mitch Meredith: yes

L. Naming of new Jonesborough School

Mr. Boyd said the item will be postponed until the next Board meeting.

M. Interlocal Agreement with Washington County Commission regarding Boones Creek Athletic Facilities

Chad Fleenor moved to provide \$1 million to the County Commission for the completion of the Boones Creek athletic ballfields, as previously presented (2 softball fields, 2 baseball fields, sidewalks, concessions, restrooms, lighting), ask for a 40 year lease for the school system to use/manage at \$1.00 per year; commit to giving the old Boones Creek property to County Commission for purpose of establishment of a TCAT campus; amend for the school system to have complete control of the Boones Creek athletic grounds with flexibility of constructing additional facilities as needed and for the infields of the softball and baseball fields to be turf . Whitney Riddle seconded the motion, which carried on roll call vote:

- Annette Buchanan: absent
- Jason Day: absent
- Mike Masters: yes
- Whitney Riddle: yes
- Keith Ervin: no
- Mary Beth Dellinger: no
- Chad Fleenor: yes
- David Hammond: yes
- Mitch Meredith: yes

Chad Fleenor moved for approval of FY23 per diem rates and to continual match the state rates. Whitney Riddle seconded the motion which carried on roll call vote:

- Annette Buchanan: absent
- Jason Day: absent
- Mike Masters: yes
- Whitney Riddle: yes
- Keith Ervin: yes
- Mary Beth Dellinger: yes
- Chad Fleenor: yes
- David Hammond: yes
- Mitch Meredith: yes

David Hammond moved for approval of a propane filling station at Daniel Boone High for use by school buses. Whitney Riddle seconded the motion which carried on roll call vote:

- Annette Buchanan: absent
- Jason Day: absent
- Mike Masters: yes
- Whitney Riddle: yes
- Keith Ervin: no
- Mary Beth Dellinger: yes
- Chad Fleenor: yes
- David Hammond: yes
- Mitch Meredith: yes

VIII. ADJOURNMENT

WASHINGTON COUNTY BOARD OF EDUCATION

July 22 , 2022 3:30 p.m.; July 23, 2022 1:00 p.m.

Park Vista Hotel; 705 Cherokee Orchard Road; Gatlinburg

Those present were Vice-Chair Mike Masters, Mary Beth Dellinger, Whitney Riddle, David Hammond, Keith Ervin, Chad Fleenor, Annette Buchanan, and Superintendent Jerry Boyd.

The Board met on Friday, July 22, 2022 at 3:30 p.m. to receive a preliminary report of the school system facilities study completed by Lewis Group Architects.

The Board reconvened on Saturday for the Board retreat and to review agenda items for the upcoming Board meeting on August 2, 2022.

I. CALL TO ORDER

II. Facilities Master Study

Lewis Group Architects will provide a complete presentation at the August 2nd Board meeting.

The County Commission will be invited to the August 25th workshop to review the Facilities Study.

III. Board's Strategic Plan

Mr. Boyd provided a review of the Board's strategic plan. Goals 2025-2026.

In connection with the Strategic Plan, the Board discussed the Superintendent's evaluation template. The goals along with the other performance measures, including graduation rate, will be incorporated into the Superintendent's evaluation. The Superintendent's evaluation will be conducted in November and reviewed in December and at that time a bonus associated with the evaluation will be considered, as governed by the Superintendent's contract.

IV. Boones Creek Elementary Floor

The Board reviewed the current plan for addressing the floor as result of a moisture issue.

V. Janitorial Services Contract

VI. New Jonesborough Elementary School

The Board requested a visit to the school site be scheduled.

VII. TCAT/TBR Agreement

Mr. Boyd shared work on site will be visible beginning in the fall.

VIII. Disciplinary Policies & Procedures

Mr. Boyd provided the discipline guide that will be used with administrators. He said Board's Attorney Scott Bennett helped develop the matrix and is used by in Hamilton County Schools.

The Board reviewed the following items that will be placed on the August 2nd Board meeting agenda.

- Wall pads for Daniel Boone High and David Crockett High Gyms; Funding request; Daniel Boone High \$11,093.00; David Crockett High \$8,548.00; Toadvine Co.; Sourcewell Contract 071819-PTA; Line Item 141E72410-599-001
- Contract for Field Turf Maintenance; 12 year term contract; Baseline Sports Construction; Sourcewell Contract 060518-SII; \$33,000.00 (every 3 years)Line Item 141E 72620-399
- Car Leases for Driver's Education Program; Line Item 141E 72710-330
- BrightArrow Subscription Renewal; Sole Source; 3 year contract; \$10,000.00 year one, \$10,400.00 year two, \$10,800.00 year three; Line item 141E 72250-399
- Purchase of Lazer E-Series 751 KAW 52" mower (\$10,381.00); Lazer E-Series 801 KAW 60" mower (\$10,622.00); Tri City Mower & Saw; Johnson City, TN; ; Omnia Partners Co-op Contract 2520742 ; Line Item 141E7210-729

FACILITIES UPDATE

July 2022

- Lamar awning appears to be complete.
- Practice football field progressing slowly
- Concrete to be poured for propane fueling station at DBHS by July 22nd.
- DBHS kitchen upgrades have been awarded to Hoilman Construction. Thompson and Litton are drawing up the contracts so work can start.
- All bottle fill stations we had are installed.
- Prep work for football field lighting at both high schools will begin Friday, with delivery of new lighting scheduled for August 30
- Status of HVAC; DCHS: Chiller was restarted at July 18th. Controls contractor will begin downloading program and begin start up of new units. They are still waiting for the shipment of eight units. Installation will be done after school hours when they arrive. The existing units will remain in place to provide cooling.
DBHS: Duct and pipe installation continues on Bard units (water source heat pumps). Should be complete by July 21st. Start up and commissioning will then begin.

- Annual Vehicle Authorization Report (Annual Agenda Item)
- Review of Policy 3.2002 Facilities Naming & Dedication

The meeting was adjourned.

School	-2	-1	K	1	2	3	4	5	6	7	8	9	10	11	12	Total
Boones Creek Elementary School		20	82	109	81	113	87	80	84	84	75					815
Daniel Boone High School												304	299	309	334	1246
David Crockett High School												313	326	328	269	1236
Fall Branch Elementary School			30	23	46	24	27	25	33	23	29					260
Gray Elementary School		20	50	58	56	64	54	52	61	51	71					537
Grandview Elementary School	7	26	83	54	71	66	53	74	75	73	67					649
Jonesborough Elementary School			85	100	104	86	101									476
Jonesborough Middle School								92	101	110	110					413
Lamar Elementary School		20	52	55	35	43	41	39	38	45	48					416
Ridgeview Elementary School	9	15	94	77	85	66	91	103	83	96	72					791
South Central Elementary School			18	31	20	22	11	15	18	32	24					191
Sulphur Springs Elementary School		2	41	38	35	50	40	35	35	40	41					357
University School			18	20	22	21	24	47	52	53	52	76	70	71	76	602
West View Elementary School		1	35	29	33	38	26	41	36	38	43					320
Tennessee Virtual Learning Academy										7	4	2	15	12	18	58
Total	16	104	588	594	588	593	555	603	616	652	636	695	710	720	697	8367

WASHINGTON COUNTY DEPARTMENT OF EDUCATION
Jonesborough, Tennessee

RECEIVED
8/1/22 Jom

School Educational Trip Authorization*

7/28/22
Date of Request

School Jonesborough Elem. Date of Trip Aug 24, 2022

Estimated Time of Departure 830 and Return 130 Total Time Away 5

Destination (include location) Appalachian Fair Grounds

Teacher J. Broyles Class _____ Grade 3rd

J. Blanton _____ K. Casteel _____

S. Davenport _____ M. Shelton _____

Chaperones J. Greenlee Number of Students Involved ≈ 100

R. Rouillier Estimated Total Miles (Both Ways) of Trip 20

Bus Driver Dave Mavity Bus Number 93

P. Richard Street
Patty Stanley 75

Has the cafeteria manager been notified about the lunch count? yes

Will the chaperones have a list (roll) that they are responsible for? yes

As you plan the trip, will all children be given instructions as to what they should do if they become separated (lost) from the group?
yes

Will you have on file parental release forms signed by parents or legal guardians? yes

Explain the educational value of the trip:

Agriculture, Animals, Farming Community
& economics w/ local products made.

Transportation cost for educational trips shall be calculated in the following manner:

- \$12.00 per hour for driver (2 hour minimum)
- \$ 2.07 per hour to cover fixed charges (SS, Retirement, etc.)
- \$14.07 Total to be remitted to the central office per hour

Reimbursement for the bus and fuel shall be made at the rate of \$.75 per mile.

[Signature]
Principal's Signature

8.1.2022
Date

*Refer to Board Policy 4.302

APPROVED
BY WC SUPERINTENDENT [Signature]
Superintendent's Signature

8/1/22
Date

WASHINGTON COUNTY DEPARTMENT OF EDUCATION
Jonesborough, Tennessee

RECEIVED
709235M
8-17-28-22
Date of Request

School Educational Trip Authorization*

School Ridgeview Date of Trip August 24, 2022

Estimated Time of Departure 8:45 and Return 1:45 Total Time Away 5 hours

Destination (include location) Appalachian Fair

Teacher Michelle Cooper Class 21 Grade 3

Hayley Hutson 23 3

Ashley Morrow 21 3

Chaperones Jennifer Head Number of Students Involved 65

Michael Louter Estimated Total Miles (Both Ways) of Trip 8 miles

Bus Driver Nancy Cole Bus Number 64

Doug Deakins 76

Has the cafeteria manager been notified about the lunch count? Yes

Will the chaperones have a list (roll) that they are responsible for? Yes

As you plan the trip, will all children be given instructions as to what they should do if they become separated (lost) from the group?
Yes

Will you have on file parental release forms signed by parents or legal guardians? Yes

Explain the educational value of the trip:

Students will rotate through various stations that teach them about the agriculture in our area.

Transportation cost for educational trips shall be calculated in the following manner:

- \$12.00 per hour for driver (2 hour minimum)
- \$ 2.07 per hour to cover fixed charges (SS, Retirement, etc.)
- \$14.07 Total to be remitted to the central office per hour

Reimbursement for the bus and fuel shall be made at the rate of \$ 75 per mile.

[Signature]
Principal's Signature

07-29-22
Date

*Refer to Board Policy 4.302

[Signature]
Superintendent's Signature

7/29/22
Date

WASHINGTON COUNTY DEPARTMENT OF EDUCATION
Jonesborough, Tennessee

School Educational Trip Authorization*

5/19/22
5/19/22

School Boones Creek Elem. Date of Trip August 23, 2022 Date of Request 8-25-22

Estimated Time of Departure 9:00 and Return 2:00 Total Time Away 5 hours

Destination (include location) Appalachian Fair

Teacher N. Arnold, Shoemaker Class 3rd grade Grade 3

Rhodes, Pharris

5th teacher, McGonigle

Chaperones Dinkins-Brown Number of Students Involved 100+

Estimated Total Miles (Both Ways) of Trip 15

Bus Driver Jeff Shelton Bus Number 79

Richard Street 25

Has the cafeteria manager been notified about the lunch count? yes

Will the chaperones have a list (roll) that they are responsible for? yes

As you plan the trip, will all children be given instructions as to what they should do if they become separated (lost) from the group?
yes

Will you have on file parental release forms signed by parents or legal guardians? yes

Explain the educational value of the trip:
Farming + Agriculture based tours / activities
Local crafts + fair entries
Animal exhibits (local wildlife)
Economics 3.14, 3.17 Ecosystems 2.1, 2.3

Transportation cost for educational trips shall be calculated in the following manner:
\$6.00 per hour for driver (2 hour minimum)
\$2.07 per hour to cover fixed charges (SS, Retirement, etc.)
\$4.07 Total to be remitted to the central office per hour

Reimbursement for the bus and full shall be made at the rate of \$.75 per mile.

M. A. Clift
Principal's Signature Date 5/19/2022

*Refer to Board Policy 4.302

APPROVED
BY WC SUPERINTENDENT [Signature] Date 5/19/22
Director of Schools's Signature

RECEIVED
7/18/22 Jm

WASHINGTON COUNTY DEPARTMENT OF EDUCATION
Jonesborough, Tennessee

School Educational Trip Authorization*

7/5/22

Date of Request

School David Crockett Date of Trip 8/25 + 8/26 + 8/27

Estimated Time of Departure 7:30am each day Return 10:00pm/day Total Time Away 14.5 hrs/day

Destination (include location) Appalachian Fair sheep show

Teacher Ford Class Ag Grade 9-12

Chaperones _____ Number of Students Involved 4 Alden Erwin
Maddie Burgess
Anna Grace Johnson
Addison Greene
Estimated Total Miles (Both Ways) of Trip 40/day

Bus Driver N/A Bus Number N/A

Has the cafeteria manager been notified about the lunch count? yes

Will the chaperones have a list (roll) that they are responsible for? yes

As you plan the trip, will all children be given instructions as to what they should do if they become separated (lost) from the group?
yes

Will you have on file parental release forms signed by parents or legal guardians? yes

Explain the educational value of the trip.

8/25 - students will learn proper show techniques and how to get an animal ready for showing (washing/shearing/etc) 8/26-8/27 students will show their animals against other producers in the area. They will learn market demands in the sheep industry and be able to evaluate their feeding program against other producers in the area.

Transportation cost for educational trips shall be calculated in the following manner:
\$12.00 per hour for driver (2 hour minimum)
\$ 2.07 per hour to cover fixed charges (SS, Retirement, etc.)
\$14.07 Total to be remitted to the central office per hour

Reimbursement for the bus and fuel shall be made at the rate of \$0.75 per mile.

Ashley Kay Davis
Principal's Signature

7/6/2022
Date

*Refer to Board Policy 4.302

APPROVED
BY WC SUPERINTENDENT [Signature]

7/18/22
Date

WASHINGTON COUNTY DEPARTMENT OF EDUCATION
Jonesborough, Tennessee

RECEIVED
7/29/22 Jm

School Educational Trip Authorization*

Jul 28, 22
Date of Request

School DCHS Date of Trip Aug 27

Estimated Time of Departure 8A and Return 1p Total Time Away 5hrs

Destination (include location) Milligan College (Seeger)

Teacher K Davenport Class Students (Madrigals) Grade 10-12

Who are auditioning for All East
honor choir.

Chaperones K Davenport Number of Students Involved (10)

Estimated Total Miles (Both Ways) of Trip 35

Bus Driver NA. Students to provide Bus Number —
own transportation to & from event.

Has the cafeteria manager been notified about the lunch count? NA.

Will the chaperones have a list (roll) that they are responsible for? yes

As you plan the trip, will all children be given instructions as to what they should do if they become separated (lost) from the group?
yes

Will you have on file parental release forms signed by parents or legal guardians? yes

Explain the educational value of the trip:

Students from Upper East TN High schools join for an
instructional clinic to rehearse music they'll use to
audition for All East Honor Choirs (Sept.)

Transportation cost for educational trips shall be calculated in the following manner:
\$12.00 per hour for driver (2 hour minimum)
\$ 2.07 per hour to cover fixed charges (SS, Retirement, etc.)
\$14.07 Total to be remitted to the central office per hour

Reimbursement for the bus and fuel shall be made at the rate of \$.75 per mile.

Ashley Kay Davis
Principal's Signature

7-28-22
Date

*Refer to Board Policy 4.302

APPROVED
BY WC SUPERINTENDENT [Signature]
Superintendent's Signature

7/29/22
Date

WASHINGTON COUNTY DEPARTMENT OF EDUCATION
Jonesborough, Tennessee

RECEIVED
7/29/22 8m

School Educational Trip Authorization*

Jul 28, 22
Date of Request

School DCHS Date of Trip 9/11/22

Estimated Time of Departure 12:30 and Return 3p. Total Time Away 2 1/2 hr

Destination (include location) Oak Hill School

Teacher K. Davenport Class Madrigal Singers Grade 9-12

Chaperones K Davenport Number of Students Involved max 15
D. Harris Estimated Total Miles (Both Ways) of Trip 10

Bus Driver NA. Students provide Bus Number _____
own transportation to & from

Has the cafeteria manager been notified about the lunch count? NA.

Will the chaperones have a list (roll) that they are responsible for? yes

As you plan the trip, will all children be given instructions as to what they should do if they become separated (lost) from the group?
yes

Will you have on file parental release forms signed by parents or legal guardians? yes

Explain the educational value of the trip:

Students participate in the DAR Constitutional Bell Ringing Celebration. They hear history of consti. week & learn to adapt & perform in a new environment.

Transportation cost for educational trips shall be calculated in the following manner:
\$12.00 per hour for driver (2 hour minimum)
\$ 2.07 per hour to cover fixed charges (SS, Retirement, etc.)
\$14.07 Total to be remitted to the central office per hour

Reimbursement for the bus and fuel shall be made at the rate of \$.75 per mile.

Ashley Davis
Principal's Signature

7-28-22
Date

*Refer to Board Policy 4.302

APPROVED
BY WC SUPERINTENDENT
[Signature]
Superintendent's Signature

7/29/22
Date

WASHINGTON COUNTY DEPARTMENT OF EDUCATION
Jonesborough, Tennessee

RECEIVED
7/29/22 DM

School Educational Trip Authorization*

July 28 22
Date of Request

School DCHS Date of Trip Sept. 17th

Estimated Time of Departure 6A and Return 5p Total Time Away 14 (max)

Destination (include location) Knoxville, TN

Teacher K. Davenport Class some of Madrigal Singers Grade 10-12

Chaperones K. Davenport. Number of Students Involved max 15

B. Davenport
D. Harris Estimated Total Miles (Both Ways) of Trip 200

Bus Driver Students provide own transportation. Bus Number -

Has the cafeteria manager been notified about the lunch count? NA.

Will the chaperones have a list (roll) that they are responsible for? yes

As you plan the trip, will all children be given instructions as to what they should do if they become separated (lost) from the group?
yes

Will you have on file parental release forms signed by parents or legal guardians? yes

Explain the educational value of the trip:
This is the audition for students for the All East TN Honor Choir! Pending this successful audition students may be eligible for All State (of distinction status!)

Transportation cost for educational trips shall be calculated in the following manner:
\$12.00 per hour for driver (2 hour minimum)
\$ 2.07 per hour to cover fixed charges (SS, Retirement, etc.)
\$14.07 Total to be remitted to the central office per hour

Reimbursement for the bus and fuel shall be made at the rate of \$.75 per mile.

Ashley DAVIS
Principal's Signature Date 7/28/2022

*Refer to Board Policy 4.302

APPROVED
BY WC SUPERINTENDENT [Signature] Date 7/29/22

School Educational Trip Authorization

Date of Request

7/5/22

School David Crockett

7/27/22

Estimated Time of Departure 8:00 am

and Return 6:00 pm

10 hrs

Destination (include location) Greene County Fairgrounds sheep show

Ag

Grade 9-12

Teacher Ford

Chaperones

Number of Students Involved 4

Alden Erwin

Maddi Burgess

Anna Grace Johnson

Bus Driver

N/A

Bus Number N/A

Has the cafeteria manager been notified about the lunch period?

N/A

Will the chaperones have a list (roll) that they are responsible for?

yes

As you plan the trip, will all children be given instructions as to what they should do if they become separated (lost) from the group?

yes

Will you have on file parental release forms signed by parent/legal guardians?

yes

Explain the educational value of the trip.

Students will be learning how to care for animals and plan take these animals and show them at the fair. Students will learn the proper show techniques through a farm related work based learning experience.

Transportation cost for student (if applicable) in the following manner:

\$12.00 per hour for driver (2 hour minimum)

\$ 2.07 per hour to cover fixed charges (gas, admission, etc.)

\$14.07 Total to be remitted to the central office per hour.

Reimbursement for the bus and fuel shall be made by the school.

*Refer to Board Policy 4.302

APPROVED

Ashley Davis

BY WC SUPERINTENDENT

Date

7/6/2022

Date

7/18/22

RECEIVED 7/18/2022

WASHINGTON COUNTY DEPARTMENT OF EDUCATION
Jonesborough, Tennessee

RECEIVED
7/29/22

School Educational Trip Authorization*

Jul 28 22
Date of Request

School DCHS Date of Trip Sat Aug 13

Estimated Time of Departure 8:00 A and Return 10 A Total Time Away 2 hrs

Destination (include location) David Crockett Birthplace

Teacher K Davenport Class Madrigal Singers Grade 9-12

Chaperones K Davenport Number of Students Involved max 15

D. Harris Estimated Total Miles (Both Ways) of Trip 20

Bus Driver NA. Students Bus Number _____

will provide own transportation to & from

Has the cafeteria manager been notified about the lunch count? NA.

Will the chaperones have a list (roll) that they are responsible for? yes

As you plan the trip, will all children be given instructions as to what they should do if they become separated (lost) from the group?
yes

Will you have on file parental release forms signed by parents or legal guardians? yes

Explain the educational value of the trip:

Students will have their 1st performance of the Nat'l anthem. they will learn to listen critically & adjust to an outdoor setting as well as appreciate the dance history in our area.

Transportation cost for educational trips shall be calculated in the following manner:
\$12.00 per hour for driver (2 hour minimum)
\$ 2.07 per hour to cover fixed charges (SS, Retirement, etc.)
\$14.07 Total to be remitted to the central office per hour

Reimbursement for the bus and fuel shall be made at the rate of \$.75 per mile.

Annley Davis
Principal's Signature

7-28-22
Date

*Refer to Board Policy 4.302

APPROVED
BY WC SUPERINTENDENT [Signature]
Superintendent's Signature

7/29/22
Date

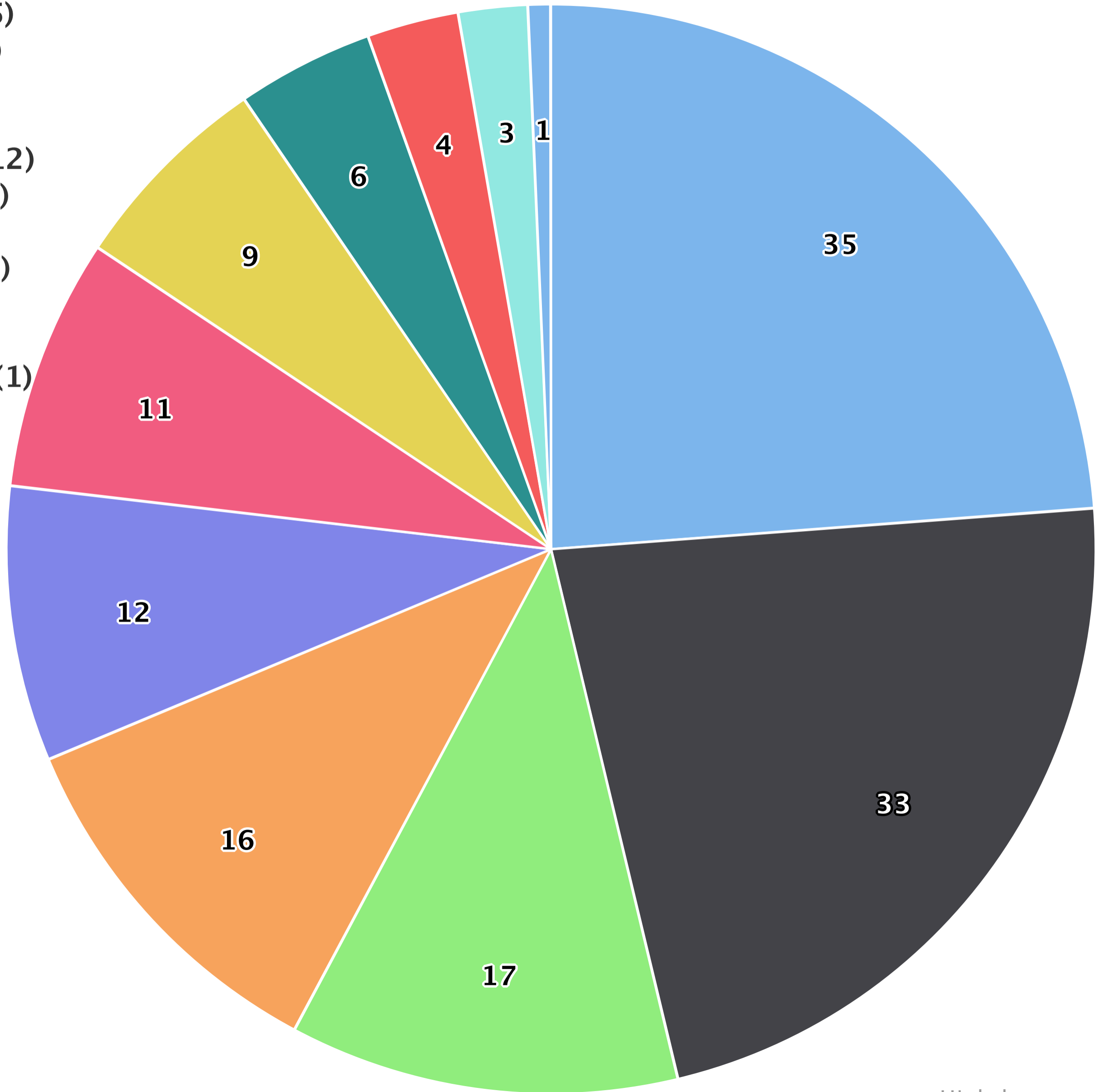
FACILITIES UPDATE

July 2022

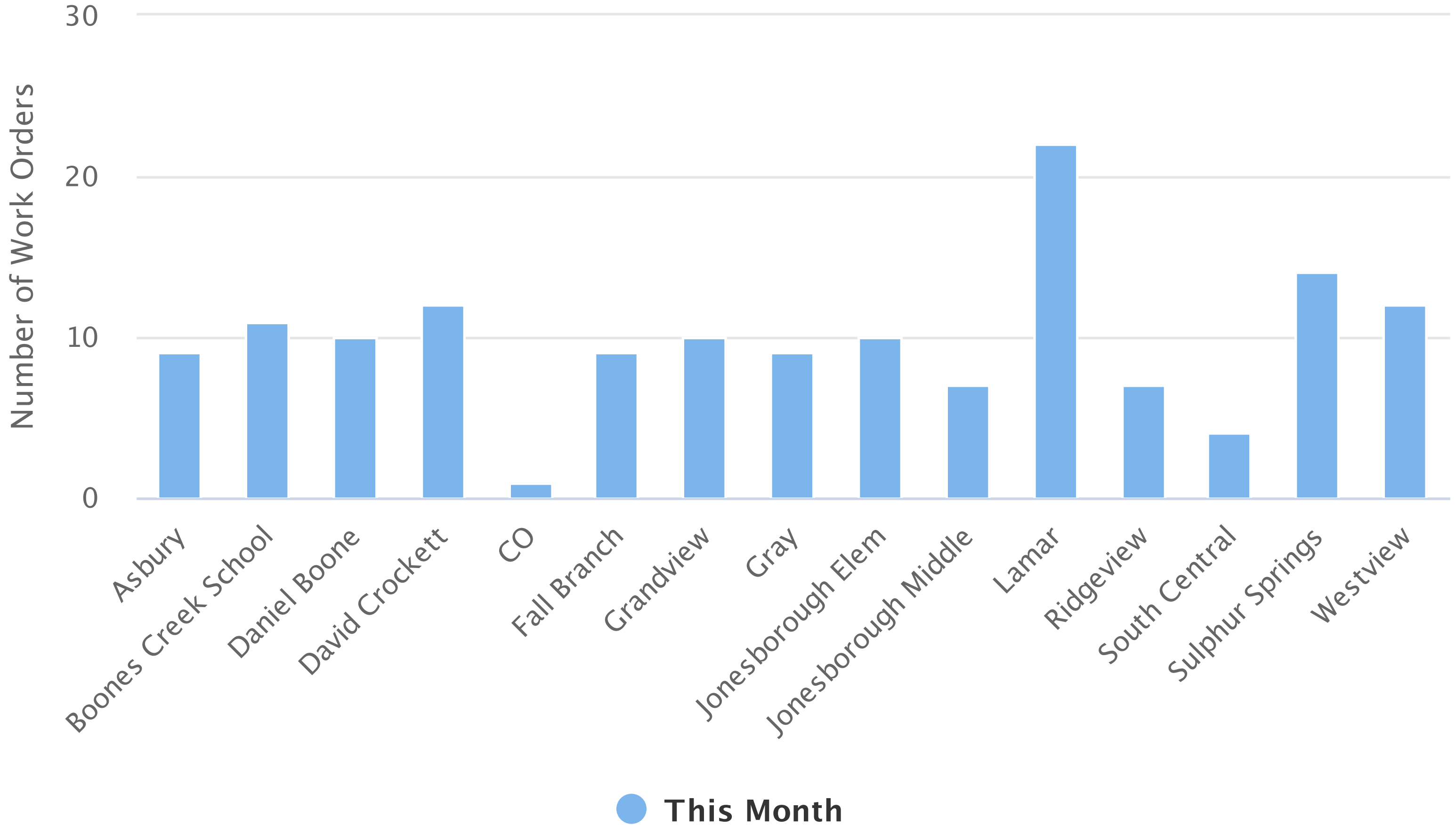
- Lamar awning appears to be complete.
- Practice football field progressing slowly
- Concrete to be poured for propane fueling station at DBHS by July 22nd.
- DBHS kitchen upgrades have been awarded to Hoilman Construction. Thompson and Litton are drawing up the contracts so work can start.
- All bottle fill stations we had are installed.
- Prep work for football field lighting at both high schools will begin Friday, with delivery of new lighting scheduled for August 30
- Status of HVAC; DCHS: Chiller was restarted at July 18th. Controls contractor will begin downloading program and begin start up of new units. They are still waiting for the shipment of eight units. Installation will be done after school hours when they arrive. The existing units will remain in place to provide cooling.
DBHS: Duct and pipe installation continues on Bard units (water source heat pumps). Should be complete by July 21st. Start up and commissioning will then begin.

Service Categories

- Carpentry (35)
- Electrical (33)
- Supplies (17)
- Heat/Air (16)
- Door Locks (12)
- Plumbing (11)
- Grounds (9)
- Roof Leaks (6)
- Painting (4)
- Custodial (3)
- Pest Control (1)

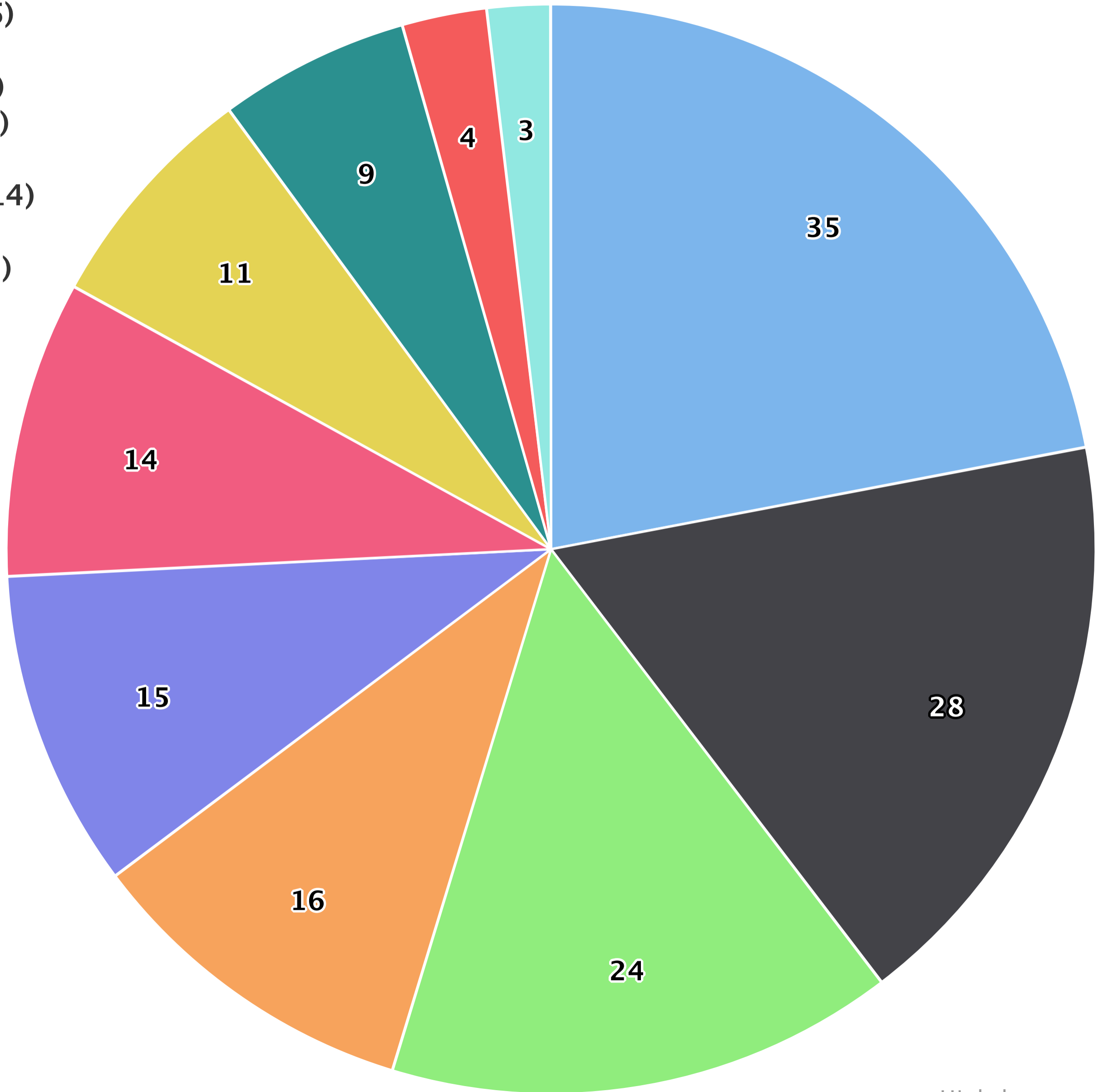


Work Orders By Location

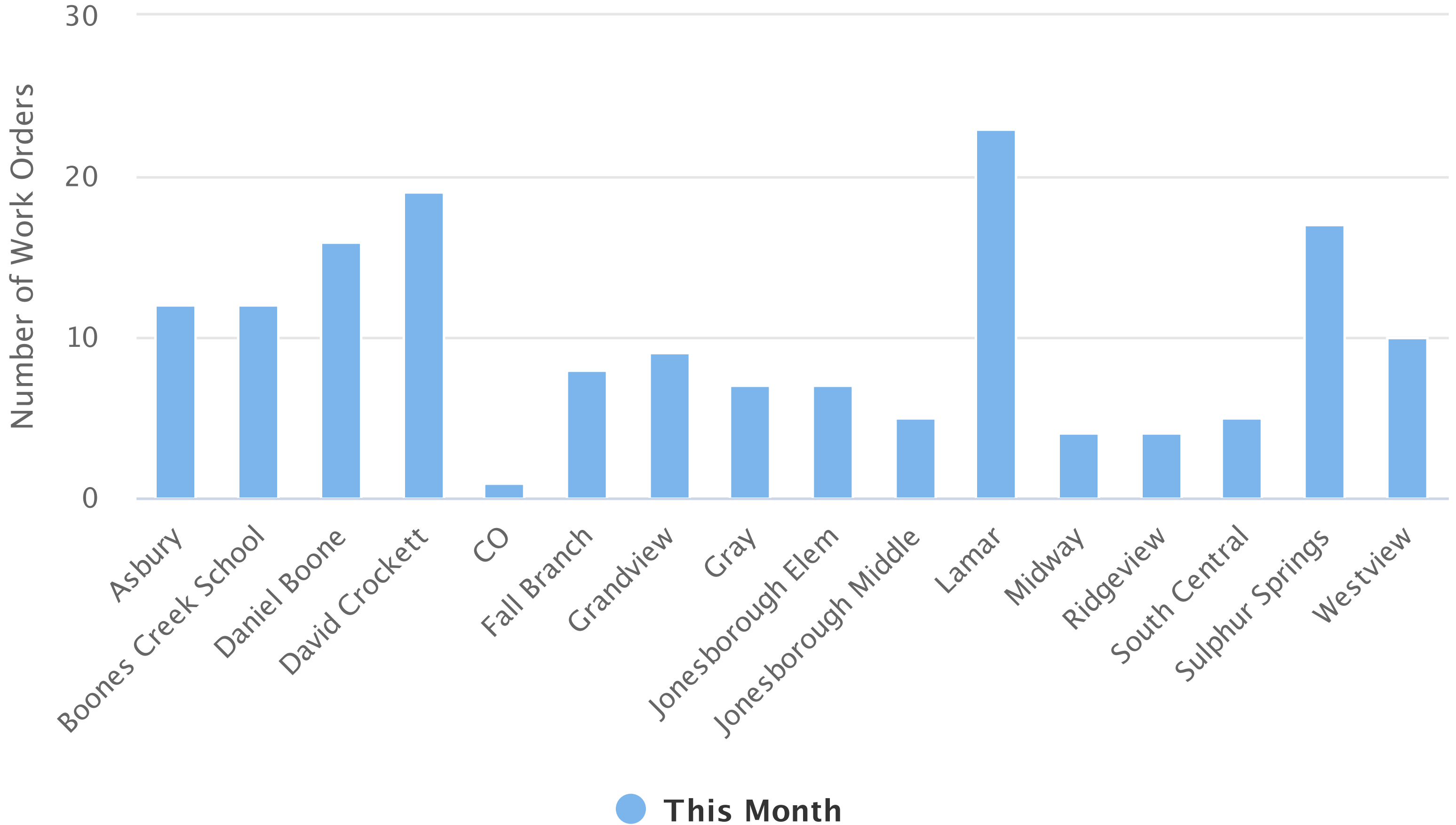


Service Categories

- Carpentry (35)
- Supplies (28)
- Electrical (24)
- Plumbing (16)
- Heat/Air (15)
- Door Locks (14)
- Grounds (11)
- Roof Leaks (9)
- Painting (4)
- Custodial (3)



Work Orders By Location



Account Level	2021-22	2020-21	2021-22	June	2020-21	2021-22	FYTD	2021-22	2021-22
Acct Description	Revised Budget	June	June	Variance	FYTD Activit	FYTD Activit	Variance	Uncollected Reve	FY % Coll
40110 CURRENT PROPERTY TAX	12,974,151	-15,270	-199,723	-184,454	13,138,011	13,026,908	-111,104	-52,757	100.41
40120 TRUSTEE'S COLLECTIONS - PRIOR	405,900	0	-4,386	-4,386	412,796	219,150	-193,646	186,750	53.99
40125 CLK/MASTER COLLECTIONS-PRIOR	3,570	0	187	187	1,603	2,029	426	1,541	56.83
40130 CIRCUIT CLERK/CLERK & MASTER C	137,000	6,669	6,115	-554	89,037	65,238	-23,799	71,762	47.62
40140 INTEREST AND PENALTY	109,200	3,785	4,881	1,096	87,584	66,793	-20,791	42,407	61.17
40161 PAYMENTS IN LIEU OF TAXES - T.	2,020	0	0	0	2,018	2,018	0	2	99.91
40162 PAYMENTS IN LIEU OF TAXES - LO	208,000	224,135	226,169	2,034	224,135	226,169	2,034	-18,169	108.74
40163 PAYMENTS IN LIEU OF TAXES - OT	17,210	9,135	9,372	236	17,594	19,092	1,499	-1,882	110.94
40210 LOCAL OPTION SALES TAX	16,000,000	2,292,883	1,437,085	-855,798	19,215,519	20,931,816	1,716,297	-4,931,816	130.82
40270 BUSINESS TAX	405,000	93,332	107,800	14,467	420,920	493,277	72,357	-88,277	121.80
40275 MIXED DRINK TAX	13,000	0	-3,179	-3,179	3,006	3,422	416	9,578	26.32
40320 BANK EXCISE TAX	44,000	0	0	0	87,162	87,357	196	-43,357	198.54
41110 MARRIAGE LICENSE	2,500	191	195	4	1,776	1,787	11	713	71.48
43512 TUITION - ADULT EDUCATION	10,000	0	0	0	0	0	0	10,000	0.00
43517 TUITION - OTHER	66,000	1,625	5,000	3,375	31,585	85,280	53,695	-19,280	129.21
43581 COMMUNITY SERVICE FEES - CHILD	700,000	145,635	38,970	-106,665	1,237,926	826,583	-411,343	-126,583	118.08
43990 OTHER CHARGES FOR SERVICES	0	0	0	0	8,921	0	-8,921	0	0.00
44110 INTEREST EARNED	143,000	4,099	89	-4,010	89,291	11,596	-77,696	131,404	8.11
44120 RENT ON BUILDINGS	1,000	80	0	-80	540	840	300	160	84.00
44130 SALE OF MATERIALS AND SUPPLIES	0	0	621	621	0	2,453	2,453	-2,453	0.00
44170 MISCELLANEOUS REFUNDS	0	3,500	0	-3,500	3,500	2	-3,498	-2	0.00
44520 INSURANCE RECOVERY	60,000	0	0	0	155,500	62,927	-92,573	-2,927	104.88
44530 SALE OF EQUIPMENT	35,000	4,845	0	-4,845	25,152	38,041	12,890	-3,041	108.69
44560 DAMAGES RECOVERED FROM INDIVID	1,000	0	0	0	50,789	0	-50,789	1,000	0.00
44570 CONTRIBUTIONS & GIFTS	404,465	0	88,548	88,548	10,074	185,883	175,809	218,582	45.96
44990 OTHER LOCAL REVENUES - TAGS	500	54	60	6	433	478	45	22	95.56
44991 OTHER LOCAL REVENUE	83,000	3,534	6,727	3,193	54,260	100,592	46,331	-17,592	121.20
44992 OTHER LOCAL REV- ROYALTIES/CO	33,150	0	0	0	12,976	24,128	11,152	9,022	72.78
46511 BASIC EDUCATION PROGRAM	37,467,000	3,712,760	2,813,400	-899,360	36,874,960	36,574,200	-300,760	892,800	97.62
46515 EARLY CHILDHOOD EDUCATION	173,000	44,583	3,460	-41,123	163,988	158,823	-5,166	14,177	91.80
46550 DRIVER EDUCATION	38,300	30,453	38,058	7,605	30,453	38,058	7,605	242	99.37
46590 OTHER STATE EDUCATION FUNDS	175,000	1,473	1,500	27	156,000	1,107,425	951,426	-932,425	632.81
46610 CAREER LADDER PROGRAM	96,000	1,179	0	-1,179	120,679	90,067	-30,612	5,933	93.82
46851 STATE REVENUE SHARING - T.V.A.	1,300,000	297,186	291,055	-6,131	1,188,742	1,164,220	-24,522	135,780	89.56
46980 OTHER STATE GRANTS	1,735,741	59,166	87,047	27,880	388,197	508,451	120,253	1,227,290	29.29
47143 IDEA PART-B HIGH COST FUNDS	3,500	0	0	0	0	0	0	3,500	0.00
47590 OTHER FEDERAL THROUGH STATE	14,430	0	0	0	0	14,430	14,430	0	100.00
47640 ROTC REIMBURSEMENT	165,000	6,282	0	-6,282	123,224	121,606	-1,618	43,394	73.70
48990 OTHER	0	0	0	0	0	129,765	129,765	-129,765	0.00
49800 OPERATING TRANSFERS - INDIRECT	948,422	72,148	809,181	737,034	72,148	865,843	793,696	82,579	91.29

Account Level	2021-22	2020-21	2021-22	June	2020-21	2021-22	FYTD	2021-22	2021-22
<u>Acct Description</u>	<u>Revised Budget</u>	<u>June</u>	<u>June</u>	<u>Variance</u>	<u>FYTD Activit</u>	<u>FYTD Activit</u>	<u>Variance</u>	<u>Uncollected Reve</u>	<u>FY % Coll</u>
Grand Revenue Totals	73,975,059	7,003,462	5,768,232	-1,235,233	74,500,499	77,256,747	2,756,248	-3,281,688	104.44

Number of Accounts: 40

***** End of report *****

	A	B	C	D	E	F	G	H	I	J	K	L	M	N		
1							SALES TAX ANALYSIS									
2	141R 40210															
3																
4	YEAR	TOTAL	July	August	September	October	November	December	January	February	March	April	May	June		
5																
6	1995-96	7,964,549.95	611,536.43	650,039.30	596,451.81	626,656.64	665,950.77	645,367.17	793,944.02	872,382.08	581,914.60	553,125.28	700,497.25	666,684.60		
7	1996-97	8,336,657.30	668,621.91	695,781.06	645,426.90	665,996.66	712,853.08	700,269.94	714,674.24	917,676.40	636,923.88	635,082.70	639,073.10	704,277.43		
8	1997-98	9,028,886.69	721,817.32	780,093.18	704,916.44	717,825.19	798,852.97	747,016.98	760,728.85	1,024,051.84	649,227.26	638,150.71	787,948.69	698,257.26		
9	1998-99	9,418,336.41	729,516.21	780,343.86	758,281.99	769,388.96	789,685.47	793,285.27	808,672.84	1,049,009.40	669,997.81	685,164.29	785,149.89	799,840.42		
10	1999-00	9,925,491.78	761,578.86	848,424.57	757,359.52	832,656.56	798,763.84	812,346.45	826,725.33	1,142,546.37	711,564.82	750,908.81	878,078.63	804,538.02		
11	2000-01	10,302,344.61	804,204.89	905,337.72	804,216.35	854,382.25	909,453.32	794,725.07	882,257.31	1,178,919.01	758,048.36	742,368.32	860,763.60	807,668.41		
12	2001-02	10,532,891.37	808,555.26	866,353.62	796,577.42	828,852.58	889,601.40	870,074.31	872,050.60	1,199,611.30	768,580.66	790,051.97	938,373.85	904,208.40		
13	2002-03	10,638,027.23	906,277.17	974,296.94	882,472.09	811,952.60	891,857.89	850,620.49	926,239.19	1,186,561.52	763,464.89	727,893.01	896,976.99	819,414.45		
14	2003-04	11,067,961.48	852,744.87	931,182.77	884,455.76	904,582.89	939,687.81	883,319.35	949,214.33	1,224,464.85	796,000.63	798,184.90	971,370.65	932,752.67		
15	2004-05	12,141,242.02	959,427.54	1,003,502.83	961,878.30	960,187.49	981,448.59	962,577.75	1,007,923.70	1,354,489.51	869,026.19	1,061,329.31	1,043,956.65	975,494.16		
16	2005-06	12,336,585.09	955,565.19	1,032,019.38	1,019,556.16	1,105,255.87	1,019,172.70	995,288.52	1,052,343.46	1,443,274.33	811,741.53	876,236.72	1,048,459.42	977,671.81		
17	2006-07	12,847,409.98	1,026,100.62	1,085,657.40	1,035,122.60	1,044,487.23	1,102,319.02	1,016,987.55	980,057.85	1,443,529.82	1,018,080.51	955,096.95	1,130,190.78	1,009,779.65		
18	2007-08	13,475,705.49	1,079,389.94	1,164,602.82	1,112,875.15	1,123,975.96	1,128,221.21	1,082,375.90	1,170,203.04	1,480,368.07	934,432.24	1,003,760.54	1,131,648.39	1,063,852.23		
19	2008-09	13,118,209.41	1,121,283.53	1,163,968.03	1,069,948.56	1,109,937.70	1,119,035.49	1,083,890.72	1,091,466.64	1,441,865.04	858,933.82	992,382.26	1,070,456.28	995,041.34		
20	2009-10	12,609,635.54	1,008,819.19	1,099,406.55	992,789.10	1,066,457.07	1,052,452.00	997,413.03	1,039,892.90	1,366,560.85	888,185.43	945,035.53	1,121,973.47	1,030,650.42		
21	2010-11	13,050,988.91	1,054,228.59	1,128,189.89	1,037,584.63	1,056,839.88	1,086,389.24	1,054,070.16	1,094,354.84	1,429,909.64	867,910.25	1,009,209.95	1,143,124.29	1,089,177.55		
22	2011-12	13,808,173.10	1,081,535.67	1,228,666.98	1,138,627.12	1,132,824.15	1,125,406.77	1,090,432.58	1,133,742.86	1,526,365.45	1,016,848.19	1,065,106.10	1,194,803.93	1,073,813.30		
23	2012-13	13,530,626.40	1,137,511.17	1,176,802.38	1,071,451.21	1,148,396.78	1,150,162.91	1,096,243.83	1,142,826.70	1,516,667.47	785,969.43	1,037,806.81	1,169,086.53	1,097,701.18		
24	2013-14	13,756,487.05	1,138,760.08	1,166,521.54	1,081,327.46	1,126,284.98	1,099,605.17	1,103,883.00	1,136,848.35	1,508,355.06	971,672.20	1,055,143.00	1,275,350.78	1,092,735.43		
25	2014-15	14,057,315.44	1,142,752.51	1,227,623.79	1,131,340.43	1,189,344.14	1,190,743.05	1,134,318.63	1,199,396.63	1,588,182.32	889,370.36	1,008,340.90	1,211,709.73	1,144,192.95		
26	2015-16	14,722,621.29	1,241,008.04	1,233,271.57	1,166,463.36	1,203,804.59	1,229,321.78	1,188,390.71	1,246,671.22	1,641,380.40	1,070,197.64	997,571.40	1,284,815.87	1,219,724.71		
27	2016-17	14,747,100.82	1,183,242.43	1,271,727.15	1,176,910.43	1,236,255.66	1,252,584.64	1,203,060.65	1,234,360.41	1,672,699.50	977,436.65	1,033,968.30	1,288,153.30	1,216,701.70		
28	2017-18	15,349,677.89	1,205,951.87	1,271,772.24	1,218,781.58	1,210,362.79	1,249,834.14	1,202,844.48	1,292,583.56	1,624,509.44	1,147,863.70	1,134,847.93	1,558,692.28	1,231,633.88		
29	2018-19	15,494,923.37	1,278,018.86	1,291,098.17	1,228,129.70	1,291,319.95	1,284,627.33	1,285,032.84	1,328,654.02	1,591,314.78	1,249,696.22	1,156,902.45	1,353,122.68	1,157,006.37		
30	2019-20	16,025,666.39	1,344,150.84	1,344,028.39	1,307,238.15	1,361,539.99	1,316,157.76	1,348,576.15	1,379,403.02	1,729,590.49	1,212,600.58	1,176,918.48	1,324,871.88	1,180,590.66		
31	2020-21	18,656,288.63	1,395,726.34	1,499,518.71	1,411,794.82	1,382,621.85	1,465,357.10	1,472,356.92	1,510,857.41	1,869,107.00	1,464,509.00	1,610,321.46	1,840,466.32	1,733,651.70		
32	2021-22	20,931,816.79	1,727,238.03	1,711,551.64	1,741,191.00	1,659,586.42	1,736,797.58	1,711,047.73	1,862,765.56	2,152,612.02	1,607,027.31	1,654,556.12	1,930,358.42	1,437,084.96		
33																
34		Prior Year-to-Date Comparison														
35	INC / (DEC)	2,275,528.16	331,511.69	212,032.93	329,396.18	276,964.57	271,440.48	238,690.81	351,908.15	283,505.02	142,518.31	44,234.66	89,892.10	(296,566.74)		
36																
37																
38		Budgeted														
39																
40	% of FY22 Budget Collected		130.824%													
43	FY22 Budgeted Amount		16,000,000.00													
44																
45	2000-01	98.756%	7.709%	8.678%	7.709%	8.190%	8.718%	7.618%	8.457%	11.301%	7.267%	7.116%	8.251%	7.742%		
46	2001-02	103.110%	7.915%	8.481%	7.798%	8.114%	8.709%	8.517%	8.537%	11.743%	7.524%	7.734%	9.186%	8.852%		
47	2002-03	97.113%	8.273%	8.894%	8.056%	7.412%	7.765%	7.65%	8.456%	10.832%	6.970%	6.645%	8.188%	7.480%		
48	2003-04	103.131%	7.947%	8.677%	8.241%	8.429%	8.756%	8.231%	8.845%	11.409%	7.417%	7.437%	9.051%	8.691%		
49	2004-05	103.260%	8.160%	8.535%	8.181%	8.166%	8.347%	8.187%	8.572%	11.520%	7.391%	9.026%	8.879%	8.296%		
50	2005-06	100.746%	7.804%	8.428%	8.326%	9.026%	8.323%	8.128%	8.594%	11.786%	6.629%	7.156%	8.562%	7.984%		
51	2006-07	100.277%	8.009%	8.474%	8.079%	8.152%	8.604%	7.938%	7.650%	11.267%	7.946%	7.455%	8.821%	7.882%		
52	2007-08	101.108%	8.099%	8.738%	8.350%	8.433%	8.465%	8.121%	8.780%	11.107%	7.011%	7.531%	8.491%	7.982%		
53	2008-09	99.170%	8.477%	8.799%	8.089%	8.391%	8.460%	8.194%	8.251%	10.900%	6.493%	7.502%	8.092%	7.522%		
54	2009-10	100.000%	8.000%	8.719%	7.873%	8.457%	8.346%	7.910%	8.247%	10.837%	7.044%	7.495%	8.898%	8.174%		
55	2010-11	101.300%	8.183%	8.757%	8.054%	8.203%	8.432%	8.181%	8.494%	11.099%	6.737%	7.833%	8.873%	8.454%		
56	2011-12	101.963%	7.986%	9.073%	8.408%	8.365%	8.310%	8.052%	8.372%	11.271%	7.509%	7.865%	8.823%	7.929%		
57	2012-13	94.995%	7.922%	8.268%	7.528%	8.069%	8.081%	7.702%	8.029%	10.656%	5.522%	7.292%	8.214%	7.712%		
58	2013-14	100.000%	8.278%	8.480%	7.860%	8.187%	7.993%	8.024%	8.264%	10.965%	7.065%	7.670%	9.271%	7.943%		
59	2014-15	102.187%	8.307%	8.924%	8.224%	8.646%	8.656%	8.246%	8.719%	11.545%	6.465%	7.330%	8.808%	8.317%		
60	2015-16	99.477%	8.385%	8.333%	7.882%	8.134%	8.306%	8.030%	8.423%	11.090%	7.231%	6.740%	8.681%	8.241%		
61	2016-17	99.643%	7.995%	8.593%	7.952%	8.353%	8.463%	8.129%	8.340%	11.302%	6.604%	6.986%	8.704%	8.221%		
62	2017-18	102.059%	8.018%	8.456%	8.104%	8.048%	8.310%	7.998%	8.594%	10.801%	7.632%	7.546%	10.364%	8.189%		
63	2018-19	102.177%	8.428%	8.514%	8.099%	8.515%	8.471%	8.474%	8.761%	10.493%	8.241%	7.629%	8.923%	7.630%		
64	2019-20	100.160%	8.401%	8.400%	8.170%	8.510%	8.226%	8.429%	8.621%	10.810%	7.579%	7.356%	8.280%	7.379%		
65	2020-21	116.602%	8.723%	9.372%	8.824%	8.641%	9.158%	9.202%	9.443%	11.682%	9.153%	10.065%	11.503%	10.835%		
66	2021-22	130.824%	10.795%	10.697%	10.882%	10.372%	10.855%	10.694%	11.642%	13.454%	10.044%	10.341%	12.065%	8.982%		

TO: WCDE Board Members
FROM: Brad Hale, Chief Financial Officer
DATE: June 14, 2022

SUBJECT: Financial Statements (Revenue & Expense) Summary for June 2022

Key Revenue Variances for June 2022 to June 2021

Revenue and Expenses for June 2022 are incomplete due to accounting year-end close. We still have to make accrual entries to properly reflect all June revenues and expenses.

Reference the separate summary document that discusses the estimated June/FY22 revenue and expenses.

The “incomplete” June 2022 revenue totals are \$5,768,232 compared to \$7,003,462 in June 2021 which is a \$1,235,233 decrease. The key reasons for this increase were as follows

Decreases

- Property Tax (40110) decrease of (\$199,723) mostly due to a negative (\$286,501.28) adjustment due to the FY22 ADA Split with the JC Schools
- Local Option Sales Tax decrease of (40210) of (\$855,798) mostly due to a negative (\$417,551.49) adjustment due to the FY22 ADA Split with the JC Schools. The other portion was effected by year end accounting accrual entries from the FY21 closing. FY22 closing accruals have not been calculated yet so this number is likely to change.
- Community Service Fees – Child (43581) decrease of (\$106,665) due to revenue normalizing compared to the prior year where increased funding from COVID-19 was a factor.
- BEP (46511) is currently listed as a decrease of (\$899,360), however \$922,765.06 has not been accrued yet due to funding from the state missing the June 30th timeframe so this will change.

Key Expenses for June 2022

71100 399 – Other Contracted Services

The following expenditures were incurred in this line item

- \$143,370.81 to ETSU University School in payment of May 2022 revenue sharing
- \$3,000.00 to Arbiter for Athletic Officials
- \$3,429.00 in payment of Youth Facility Fees

EXPENDITURES (cont'd)

71100 499 00019 – DCHS

The following expenditures were incurred

- \$22,045.00 to Shooters Technology for NJROTC Marksmanship Program equipment and materials (will be reimbursed through military grant)

71100 599 – Other Charges

An expenditure of \$6,634.65 was incurred in payment of Summer Camp field trip fees

71300 730 – Vocational Instruction Equipment

The following expenditures were incurred

- \$19,476.52 for 2-Lincoln TIG Welders: DCHS CTE
- \$17,933.67 for 3-core toolboxes: DBHS CTE

71300 730-00016 – DCHS

An expenditure of \$11,955.78 for 2-core toolboxes for the DCHS CTE

71300 730 -00015 – Other Supplies - DBHS

An expenditure of \$3,100.00 for a 72 inch Rotary Tiller: DBHS CTE

72120 499 – Other Supplies

The expenditure of \$6,412.35 was incurred in the CSH Program for 15-AED Lifesaver Kits

72310 322 – Evaluation & Testing

The expenditures of \$23,680.00 was incurred to ACT for testing fees for the spring 2022 semester

72250 499 – Other Supplies

The following expenditures were incurred

- \$4,775.00 to CDW-G for 5-charging carts for stock
- \$3,141.75 to GovConnection for 75-drive assemblies for stock
- \$1,663.04 to Tennessee Office Supply for 4-printers for stock

EXPENDITURES (cont'd)

72410 599 – Other Charges

The following expenditures were incurred

- \$25,312.00 to the DBHS Athletic Department for the unspent portion of their FY22 budget allocation
- \$5,103.00 to the DCHS Athletic Department for the unspent portion of their FY22 budget allocation

72620 335-00011 – Mtncce & Repair of Buildings - LES

The expenditure of \$2,034.41 for a water line pressure reducing valve

72620 335-00015 – Mtncce & Repair of Buildings - DBHS

The following expenditures were incurred

- \$3,000.00 to Vreeland for engineering services for football field electrical updates
- \$2,898.63 for a backflow prevention unit

72620 336-00016 – Mtncce & Repair of Equipment - DCHS

The following expenditures were incurred

- \$3,000.00 to Vreeland for engineering services for football field electrical updates
- \$18,078.24 for theater lighting upgrade materials

72620 336 – Mtncce & Repair Services

The expenditure of \$12,394.56 was incurred to Excel Energy Group for the maintenance warehouse LED lighting updates

72620 336-00011 – Mtncce & Repair Services at - LES

The expenditure of \$8,717.14 was incurred to Playworld Inc for equipment parts

72620 336-00016 – Mtncce & Repair Services at - DCHS

The following expenditures were incurred

- \$6,651.00 to Johnson Controls for HVAC system repairs
- \$30,723.00 to Excel Energy Group for LED lighting updates

EXPENDITURES (cont'd)

72620 499 – Other Supplies

The following expenditures were incurred

- \$5,253.79 in electrical maintenance supplies
- \$3,546.51 for HVAC supplies
- \$15,960.63 for plumbing supplies
- \$8,006.55 for grounds supplies
- \$48,675.55 for general maintenance supplies
- \$6,516.00 for BCES Playground fencing
- \$3,670.00 for DBHS/DCHS turf project overage
- \$182,783.49 for additional stone/gravel work for the HS football fields (prior BOE approved)

72620 701 – Administration Equipment

The expenditure of \$31,706.00 for door/hardware updated materials at WVES (funded by the Safe Schools Grant)

Overall, June 2022 Expenses Compared to June 2021 Expenses

Expenses in June 2022 were \$12,818,039.36 compared to \$13,951,223.08 in June 2021. However, expenses of \$404,695.74 have not been accrued yet. This makes the estimated expenses for June 2022 \$13,222,735.10. This would make the estimated June 2022 expenses (\$728,487.98) less than June 2021.

The key items contributing to the variance from the prior year expenses are listed below:

- The main reason for the decrease in expenses from June 2021 is for expenses incurred last June on the below items.
 - Demolition of the old BCMS
 - Bleacher replacement at DBHS, DCHS, & GES
 - Purchase of the electric school bus (was budget neutral with grant and donation offsets in revenue), but this still hit the expense report in June 2021.
 - All of the above items accounted for just under \$900,000 in expenses incurred in June 2021 that were not incurred in June 2022.

CHECK CHECK							
FND	ACCT	OBJ	PRJ	NUMBER	DATE	VENDOR	AMOUNT
141	73300	499	000	141219274	06/03/2022	AMERICAN RED CROSS	140.00
141	72620	499	000	141219275	06/03/2022	ANDY OXY CO INC	113.50
141	72620	499	000	141219275	06/03/2022	ANDY OXY CO INC	27.46
141	71100	499	000	141219276	06/03/2022	AXIS SECURITY, INC	3,682.00
141	72620	335	000	141219277	06/03/2022	BARNARD ROOFING	587.00
141	72620	335	000	141219277	06/03/2022	BARNARD ROOFING	395.00
141	72620	499	000	141219278	06/03/2022	BATTERIES PLUS LLC	459.06
141	72310	331	000	141219279	06/03/2022	BENNETT & DECAMP PLL	4,500.00
141	72710	450	000	141219280	06/03/2022	BEST ONE TIRE	1,827.00
141	72710	450	000	141219280	06/03/2022	BEST ONE TIRE	476.00
141	72710	450	000	141219280	06/03/2022	BEST ONE TIRE	278.36
141	72710	450	000	141219280	06/03/2022	BEST ONE TIRE	9,000.00
141	72210	355	000	141219281	06/03/2022	BLANTON, SCOTT	40.89
141	72620	499	000	141219282	06/03/2022	CAPITAL ONE TRADE CR	131.96
141	71100	499	000	141219283	06/03/2022	CAROLINA BIOLOGICAL	115.33
141	72250	499	000	141219284	06/03/2022	CDW GOVERNMENT, INC	142.71
141	72250	499	000	141219284	06/03/2022	CDW GOVERNMENT, INC	317.63
141	72250	499	000	141219284	06/03/2022	CDW GOVERNMENT, INC	116.35
141	72250	499	000	141219284	06/03/2022	CDW GOVERNMENT, INC	4,775.00
141	72250	499	000	141219285	06/03/2022	CES CORPORATION	309.71
141	72710	453	000	141219286	06/03/2022	CHAMPION CHEVROLET-C	282.27
141	72120	355	000	141219287	06/03/2022	COLLETTE, TERESA	134.42
141	72210	355	000	141219288	06/03/2022	COMBS, MATT	58.75
141	72320	399	000	141219289	06/03/2022	COMCAST	74.90
141	72320	399	000	141219289	06/03/2022	COMCAST	91.90
141	72210	355	000	141219290	06/03/2022	COX, SHARON	37.60
141	72710	207	000	141219291	06/03/2022	DIRECT HEALTH CARE	300.00
141	72710	424	000	141219291	06/03/2022	DIRECT HEALTH CARE	550.00
141	73400	499	000	141219292	06/03/2022	DISCOUNT SCHOOL SUPP	81.19
141	72620	499	000	141219293	06/03/2022	DIXIE ROOFING	558.15
141	72620	499	000	141219294	06/03/2022	EAST TENNESSEE RENT-	2,207.00
141	72710	424	000	141219295	06/03/2022	EAST TENNESSEE CHEMI	300.00
141	72620	499	000	141219296	06/03/2022	ELEAS SIGN INC	818.75
141	72620	499	000	141219297	06/03/2022	ELECTRO-MECH	785.00
141	72620	499	000	141219297	06/03/2022	ELECTRO-MECH	765.00
141	72620	499	000	141219298	06/03/2022	ES DOCKERY, INC	1,420.00
141	72620	499	000	141219299	06/03/2022	FASTENAL	26.24
141	72620	499	000	141219299	06/03/2022	FASTENAL	843.75
141	72620	499	000	141219300	06/03/2022	FENCO SUPPLY	34.72
141	72620	499	000	141219300	06/03/2022	FENCO SUPPLY	77.42
141	72620	499	000	141219300	06/03/2022	FENCO SUPPLY	258.75
141	72620	499	000	141219300	06/03/2022	FENCO SUPPLY	604.89
141	71300	429	000	141219301	06/03/2022	FINK, CRYSTAL	100.11
141	72610	599	000	141219302	06/03/2022	FORD SYSTEM INC	803.90
141	72210	355	000	141219303	06/03/2022	GARST, JOHNATHAN	129.72
141	72250	499	000	141219304	06/03/2022	GOVCONNECTION, INC	226.30
141	72250	499	000	141219304	06/03/2022	GOVCONNECTION, INC	104.28
141	72250	499	000	141219304	06/03/2022	GOVCONNECTION, INC	104.28
141	72250	499	000	141219304	06/03/2022	GOVCONNECTION, INC	342.62
141	72250	499	000	141219304	06/03/2022	GOVCONNECTION, INC	342.95
141	72410	355	000	141219305	06/03/2022	GRANT, BRYON	130.19
141	72210	355	000	141219306	06/03/2022	HAYES, CINDY	62.98
141	72210	355	000	141219306	06/03/2022	HAYES, CINDY	134.89
141	72610	454	000	141219307	06/03/2022	JOHNSON CITY UTILITY	450.82
141	72610	454	000	141219307	06/03/2022	JOHNSON CITY UTILITY	20.28
141	72610	454	000	141219307	06/03/2022	JOHNSON CITY UTILITY	9,627.88

		CHECK CHECK					
FND	ACCT	OBJ	PRJ	NUMBER	DATE	VENDOR	AMOUNT
141	72610	454	000	141219307	06/03/2022	JOHNSON CITY UTILITY	107.52
141	72610	454	000	141219308	06/03/2022	JONESBOROUGH WATER D	3,046.64
141	72610	454	000	141219308	06/03/2022	JONESBOROUGH WATER D	220.35
141	72610	454	000	141219308	06/03/2022	JONESBOROUGH WATER D	1,241.81
141	72610	454	000	141219308	06/03/2022	JONESBOROUGH WATER D	27.50
141	73400	499	000	141219309	06/03/2022	KAPLAN EARLY LEARNIN	425.38
141	73400	499	000	141219310	06/03/2022	LAKESHORE LEARNING M	631.35
141	73400	499	000	141219310	06/03/2022	LAKESHORE LEARNING M	841.14
141	73400	499	000	141219310	06/03/2022	LAKESHORE LEARNING M	164.45
141	73400	499	000	141219310	06/03/2022	LAKESHORE LEARNING M	827.35
141	72210	355	000	141219311	06/03/2022	LEWIS, DEE	75.20
141	72120	399	000	141219312	06/03/2022	M.E.A.C.	2,500.00
141	72510	355	000	141219313	06/03/2022	MASTERS, PAUL	23.50
141	72710	424	000	141219314	06/03/2022	MATHESON TRI-GAS INC	77.08
141	72710	412	000	141219315	06/03/2022	MCPHERSON FLEETCARD	43,202.95
141	72710	425	000	141219315	06/03/2022	MCPHERSON FLEETCARD	22,925.23
141	72120	355	000	141219316	06/03/2022	MEADE, MEAGAN	78.49
141	72710	453	000	141219317	06/03/2022	MID-SOUTH BUS CENTER	839.63
141	72710	453	000	141219317	06/03/2022	MID-SOUTH BUS CENTER	137.52
141	72210	355	000	141219318	06/03/2022	MILHORN, AMANDA	22.09
141	72710	424	000	141219319	06/03/2022	MOMAR INC	183.95
141	72220	499	000	141219320	06/03/2022	NORTHEAST STATE	126.00
141	72210	355	000	141219321	06/03/2022	OGLE, JOSH	148.99
141	72620	499	000	141219322	06/03/2022	OLDE TOWNE SMALL ENG	378.98
141	72620	499	000	141219322	06/03/2022	OLDE TOWNE SMALL ENG	13.95
141	72620	499	000	141219322	06/03/2022	OLDE TOWNE SMALL ENG	43.44
141	72620	599	000	141219323	06/03/2022	PATRICK, PHILLIP	114.00
141	73400	499	000	141219324	06/03/2022	REALLY GOOD STUFF	143.22
141	72620	499	000	141219325	06/03/2022	RFC COMPANY	959.90
141	72710	399	000	141219326	06/03/2022	ROBERTS, TONY	114.00
141	72710	399	000	141219326	06/03/2022	ROBERTS, TONY	94.00
141	72220	355	000	141219327	06/03/2022	ROSE, DONNA	50.76
141	71100	499	000	141219328	06/03/2022	ROYSTON, DYLAN	35.15
141	72620	499	000	141219329	06/03/2022	SHARE CORPORATION	2,879.94
141	72620	499	000	141219330	06/03/2022	SOUTHERN STATES CO-O	728.00
141	72610	399	000	141219331	06/03/2022	STATE OF TENNESSEE	55.00
141	72510	355	000	141219332	06/03/2022	STEVENS, MICHELLE	27.73
141	72620	499	000	141219333	06/03/2022	SUMMERS HARDWARE AND	795.13
141	73400	499	000	141219334	06/03/2022	TEACHER DIRECT	44.28
141	72120	355	000	141219335	06/03/2022	THOMAS, KARRIE	140.06
141	72620	499	000	141219336	06/03/2022	TMS SOUTH	564.70
141	72620	499	000	141219336	06/03/2022	TMS SOUTH	301.69
141	72620	499	000	141219337	06/03/2022	TRI CITY MOWER & SAW	253.97
141	72620	499	000	141219337	06/03/2022	TRI CITY MOWER & SAW	330.00
141	72620	499	000	141219337	06/03/2022	TRI CITY MOWER & SAW	250.00
141	72620	335	000	141219338	06/03/2022	VREELAND ENGINEERS I	3,000.00
141	72620	335	000	141219338	06/03/2022	VREELAND ENGINEERS I	3,000.00
141	72120	355	000	141219339	06/03/2022	WAGNER, KELLY	47.94
141	72620	499	000	141219340	06/03/2022	WILLIAMS ELECTRIC SU	23.07
141	72620	499	000	141219340	06/03/2022	WILLIAMS ELECTRIC SU	297.32
141	72620	499	000	141219340	06/03/2022	WILLIAMS ELECTRIC SU	71.82
141	72620	499	000	141219340	06/03/2022	WILLIAMS ELECTRIC SU	208.86
141	72620	499	000	141219340	06/03/2022	WILLIAMS ELECTRIC SU	22.74
141	72620	499	000	141219340	06/03/2022	WILLIAMS ELECTRIC SU	99.31
141	72620	499	000	141219340	06/03/2022	WILLIAMS ELECTRIC SU	32.15
141	72210	355	000	141219341	06/03/2022	WILLIAMS, CHRISTEN	163.56

		CHECK CHECK							
FND	ACCT	OBJ	PRJ	NUMBER	DATE	VENDOR		AMOUNT	
141	72620	499	000	141219342	06/03/2022	WM. S. TRIMBLE COMPA		905.00	
141	72620	499	000	141219342	06/03/2022	WM. S. TRIMBLE COMPA		9,558.00	
141	72620	701	000	141219342	06/03/2022	WM. S. TRIMBLE COMPA		31,706.00	
141	72210	355	000	141219343	06/03/2022	WOODWARD, HANNAH		60.12	
141	72320	399	000	141219352	06/09/2022	JOHNSON CITY INSURAN		100.00	
141	72210	355	000	141219353	06/10/2022	ADAMS, JARROD		74.26	
141	72710	330	000	141219354	06/10/2022	ALLY		350.54	
141	71300	730	000	141219355	06/10/2022	AMAZON CAPITAL SERVI		517.50	
141	71100	499	000	141219355	06/10/2022	AMAZON CAPITAL SERVI		72.99	
141	71100	499	000	141219355	06/10/2022	AMAZON CAPITAL SERVI		676.02	
141	72210	524	000	141219355	06/10/2022	AMAZON CAPITAL SERVI		140.01	
141	72210	524	000	141219355	06/10/2022	AMAZON CAPITAL SERVI		15.96	
141	72250	499	000	141219355	06/10/2022	AMAZON CAPITAL SERVI		147.86	
141	72250	499	000	141219355	06/10/2022	AMAZON CAPITAL SERVI		48.65	
141	72250	499	000	141219355	06/10/2022	AMAZON CAPITAL SERVI		276.65	
141	72250	499	000	141219355	06/10/2022	AMAZON CAPITAL SERVI		559.92	
141	72250	499	000	141219355	06/10/2022	AMAZON CAPITAL SERVI		69.98	
141	72250	499	000	141219355	06/10/2022	AMAZON CAPITAL SERVI		447.90	
141	72250	499	000	141219355	06/10/2022	AMAZON CAPITAL SERVI		217.74	
141	72250	499	000	141219355	06/10/2022	AMAZON CAPITAL SERVI		63.93	
141	72250	499	000	141219355	06/10/2022	AMAZON CAPITAL SERVI		89.94	
141	72250	499	000	141219355	06/10/2022	AMAZON CAPITAL SERVI		139.03	
141	72250	499	000	141219355	06/10/2022	AMAZON CAPITAL SERVI		97.22	
141	72250	499	000	141219355	06/10/2022	AMAZON CAPITAL SERVI		943.54	
141	72250	499	000	141219355	06/10/2022	AMAZON CAPITAL SERVI		169.20	
141	72250	499	000	141219355	06/10/2022	AMAZON CAPITAL SERVI		59.90	
141	72250	499	000	141219355	06/10/2022	AMAZON CAPITAL SERVI		199.12	
141	71100	499	000	141219355	06/10/2022	AMAZON CAPITAL SERVI		888.23	
141	71100	499	000	141219356	06/10/2022	BANKCARD CENTER		506.68	
141	72210	355	000	141219356	06/10/2022	BANKCARD CENTER		1,698.05	
141	72210	524	000	141219356	06/10/2022	BANKCARD CENTER		881.20	
141	72220	499	000	141219356	06/10/2022	BANKCARD CENTER		32.70	
141	72220	524	000	141219356	06/10/2022	BANKCARD CENTER		126.89	
141	72310	599	000	141219356	06/10/2022	BANKCARD CENTER		1,348.24	
141	72320	399	000	141219356	06/10/2022	BANKCARD CENTER		1,467.32	
141	72250	399	000	141219356	06/10/2022	BANKCARD CENTER		268.00	
141	72620	499	000	141219357	06/10/2022	BLUE WATER INDUSTRIE		89.16	
141	71100	499	000	141219358	06/10/2022	CAPITAL ONE		389.75	
141	73300	499	000	141219358	06/10/2022	CAPITAL ONE		472.28	
141	72250	499	000	141219359	06/10/2022	CDW GOVERNMENT, INC		112.46	
141	72250	499	000	141219359	06/10/2022	CDW GOVERNMENT, INC		501.63	
141	71100	399	000	141219360	06/10/2022	CEDAR GROVE CENTER		836.00	
141	72610	599	000	141219361	06/10/2022	CENTURYLINK		130.50	
141	72610	599	000	141219363	06/10/2022	CINTAS		52.78	
141	72610	599	000	141219363	06/10/2022	CINTAS		52.78	
141	72610	599	000	141219363	06/10/2022	CINTAS		52.78	
141	72610	599	000	141219363	06/10/2022	CINTAS		52.78	
141	72610	599	000	141219363	06/10/2022	CINTAS		52.78	
141	72610	599	000	141219363	06/10/2022	CINTAS		59.37	
141	72610	599	000	141219363	06/10/2022	CINTAS		59.37	
141	72610	599	000	141219363	06/10/2022	CINTAS		59.37	
141	72610	599	000	141219363	06/10/2022	CINTAS		59.37	
141	72610	599	000	141219363	06/10/2022	CINTAS		72.31	
141	72610	599	000	141219363	06/10/2022	CINTAS		72.31	
141	72610	599	000	141219363	06/10/2022	CINTAS		72.31	
141	72610	599	000	141219363	06/10/2022	CINTAS		72.31	

CHECK CHECK							
FND	ACCT	OBJ	PRJ	NUMBER	DATE	VENDOR	AMOUNT
141	72610	599	000	141219363	06/10/2022	CINTAS	26.30
141	72610	599	000	141219363	06/10/2022	CINTAS	26.30
141	72610	599	000	141219363	06/10/2022	CINTAS	26.30
141	72610	599	000	141219363	06/10/2022	CINTAS	26.30
141	72620	599	000	141219363	06/10/2022	CINTAS	392.32
141	72620	599	000	141219363	06/10/2022	CINTAS	505.49
141	72620	599	000	141219363	06/10/2022	CINTAS	394.09
141	72620	599	000	141219363	06/10/2022	CINTAS	394.09
141	72710	424	000	141219363	06/10/2022	CINTAS	128.73
141	72710	424	000	141219363	06/10/2022	CINTAS	128.73
141	72710	424	000	141219363	06/10/2022	CINTAS	128.73
141	72710	424	000	141219363	06/10/2022	CINTAS	128.73
141	72620	499	000	141219364	06/10/2022	CLINE-HOLDER ELECTRI	167.60
141	72620	499	000	141219364	06/10/2022	CLINE-HOLDER ELECTRI	64.76
141	72620	499	000	141219364	06/10/2022	CLINE-HOLDER ELECTRI	740.22
141	71100	499	000	141219365	06/10/2022	CRASS, BRANDI	39.15
141	71100	499	000	141219366	06/10/2022	DANIEL BOONE HIGH SC	800.00
141	71100	499	000	141219367	06/10/2022	DAVID CROCKETT HIGH	800.00
141	71300	429	000	141219368	06/10/2022	DRINNON, SHANNON	100.58
141	71300	730	000	141219369	06/10/2022	EMERGENCY MEDICAL PR	1,761.99
141	72320	307	000	141219371	06/10/2022	ENA SERVICES LLC	357.29
141	72320	307	000	141219371	06/10/2022	ENA SERVICES LLC	427.85
141	72320	307	000	141219371	06/10/2022	ENA SERVICES LLC	617.97
141	72320	307	000	141219371	06/10/2022	ENA SERVICES LLC	505.74
141	72320	307	000	141219371	06/10/2022	ENA SERVICES LLC	189.71
141	72320	307	000	141219371	06/10/2022	ENA SERVICES LLC	329.74
141	72320	307	000	141219371	06/10/2022	ENA SERVICES LLC	234.63
141	72320	307	000	141219371	06/10/2022	ENA SERVICES LLC	238.55
141	72320	307	000	141219371	06/10/2022	ENA SERVICES LLC	199.48
141	72320	307	000	141219371	06/10/2022	ENA SERVICES LLC	226.20
141	72320	307	000	141219371	06/10/2022	ENA SERVICES LLC	169.75
141	72320	307	000	141219371	06/10/2022	ENA SERVICES LLC	420.25
141	72320	307	000	141219371	06/10/2022	ENA SERVICES LLC	212.09
141	72320	307	000	141219371	06/10/2022	ENA SERVICES LLC	214.26
141	72710	307	000	141219371	06/10/2022	ENA SERVICES LLC	54.28
141	72620	307	000	141219371	06/10/2022	ENA SERVICES LLC	237.05
141	72320	307	000	141219371	06/10/2022	ENA SERVICES LLC	224.03
141	72320	307	000	141219371	06/10/2022	ENA SERVICES LLC	512.51
141	72610	599	000	141219371	06/10/2022	ENA SERVICES LLC	932.82
141	73300	599	000	141219371	06/10/2022	ENA SERVICES LLC	98.94
141	72620	499	000	141219372	06/10/2022	FARRELL CALHOUN INC	304.87
141	72620	499	000	141219373	06/10/2022	FERGUSON ENTERPRISES	1,056.91
141	72620	499	000	141219373	06/10/2022	FERGUSON ENTERPRISES	1,543.47
141	72620	499	000	141219373	06/10/2022	FERGUSON ENTERPRISES	258.40
141	72620	335	000	141219373	06/10/2022	FERGUSON ENTERPRISES	2,898.63
141	72620	499	000	141219373	06/10/2022	FERGUSON ENTERPRISES	1,655.07
141	72620	335	000	141219373	06/10/2022	FERGUSON ENTERPRISES	468.91
141	72620	499	000	141219373	06/10/2022	FERGUSON ENTERPRISES	500.29
141	72620	499	000	141219373	06/10/2022	FERGUSON ENTERPRISES	751.63
141	72620	499	000	141219373	06/10/2022	FERGUSON ENTERPRISES	1,066.36
141	72620	499	000	141219373	06/10/2022	FERGUSON ENTERPRISES	289.74
141	72710	453	000	141219375	06/10/2022	FISHER AUTO PARTS	1,295.00
141	72610	399	000	141219376	06/10/2022	FLEENOR SECURITY SYS	63.03
141	72610	399	000	141219376	06/10/2022	FLEENOR SECURITY SYS	169.14
141	72610	399	000	141219376	06/10/2022	FLEENOR SECURITY SYS	240.00
141	72610	399	000	141219376	06/10/2022	FLEENOR SECURITY SYS	116.85

		CHECK CHECK							
FND	ACCT	OBJ	PRJ	NUMBER	DATE	VENDOR		AMOUNT	
141	72610	399	000	141219376	06/10/2022	FLEENOR SECURITY SYS		105.69	
141	72610	399	000	141219376	06/10/2022	FLEENOR SECURITY SYS		138.39	
141	72210	524	000	141219377	06/10/2022	FOOD CITY		470.29	
141	72310	599	000	141219377	06/10/2022	FOOD CITY		72.80	
141	71100	499	000	141219378	06/10/2022	GALE, TINA		87.50	
141	72250	499	000	141219380	06/10/2022	GOVCONNECTION, INC		3,141.75	
141	72110	355	000	141219381	06/10/2022	GRAY, SHANNON		172.96	
141	72620	335	000	141219383	06/10/2022	HAJOCA CORPORATION		2,034.41	
141	72620	336	000	141219384	06/10/2022	HOME DEPOT PRO		2,310.00	
141	72610	410	000	141219384	06/10/2022	HOME DEPOT PRO		282.18	
141	72610	410	000	141219384	06/10/2022	HOME DEPOT PRO		2,207.22	
141	72610	410	000	141219384	06/10/2022	HOME DEPOT PRO		628.44	
141	72610	410	000	141219384	06/10/2022	HOME DEPOT PRO		989.68	
141	72610	410	000	141219384	06/10/2022	HOME DEPOT PRO		602.08	
141	72610	410	000	141219384	06/10/2022	HOME DEPOT PRO		889.40	
141	72610	410	000	141219384	06/10/2022	HOME DEPOT PRO		1,212.02	
141	72610	410	000	141219384	06/10/2022	HOME DEPOT PRO		570.92	
141	72610	410	000	141219384	06/10/2022	HOME DEPOT PRO		1,081.64	
141	72610	410	000	141219384	06/10/2022	HOME DEPOT PRO		505.01	
141	72610	410	000	141219384	06/10/2022	HOME DEPOT PRO		1,069.34	
141	72610	410	000	141219384	06/10/2022	HOME DEPOT PRO		1,239.07	
141	72610	410	000	141219384	06/10/2022	HOME DEPOT PRO		185.26	
141	72610	410	000	141219384	06/10/2022	HOME DEPOT PRO		293.92	
141	72610	410	000	141219384	06/10/2022	HOME DEPOT PRO		649.48	
141	72620	499	000	141219386	06/10/2022	JOHNSON CITY KUBOTA		273.42	
141	72410	355	000	141219387	06/10/2022	KITE, JOSH		193.64	
141	72620	499	000	141219388	06/10/2022	LOWE'S		6,998.24	
141	72710	424	000	141219388	06/10/2022	LOWE'S		601.71	
141	72250	499	000	141219388	06/10/2022	LOWE'S		82.59	
141	71100	299	000	141219389	06/10/2022	MCCALL, DOROTHY		6.93	
141	71100	399	000	141219390	06/10/2022	MOUNTAIN YOUTH ACADE		836.00	
141	71300	730	000	141219391	06/10/2022	NCCER		11,955.78	
141	71100	499	000	141219392	06/10/2022	ODP BUSINESS SOLUTIO		203.32	
141	71100	499	000	141219392	06/10/2022	ODP BUSINESS SOLUTIO		225.60	
141	71100	499	000	141219392	06/10/2022	ODP BUSINESS SOLUTIO		62.04	
141	71100	499	000	141219392	06/10/2022	ODP BUSINESS SOLUTIO		103.40	
141	71100	499	000	141219392	06/10/2022	ODP BUSINESS SOLUTIO		245.78	
141	71100	499	000	141219392	06/10/2022	ODP BUSINESS SOLUTIO		282.00	
141	71100	499	000	141219392	06/10/2022	ODP BUSINESS SOLUTIO		169.20	
141	71100	499	000	141219392	06/10/2022	ODP BUSINESS SOLUTIO		71.93	
141	71100	499	000	141219392	06/10/2022	ODP BUSINESS SOLUTIO		161.29	
141	71100	499	000	141219392	06/10/2022	ODP BUSINESS SOLUTIO		495.18	
141	71100	499	000	141219392	06/10/2022	ODP BUSINESS SOLUTIO		507.60	
141	71100	499	000	141219392	06/10/2022	ODP BUSINESS SOLUTIO		165.44	
141	71100	499	000	141219392	06/10/2022	ODP BUSINESS SOLUTIO		203.32	
141	71100	499	000	141219392	06/10/2022	ODP BUSINESS SOLUTIO		225.60	
141	71100	499	000	141219392	06/10/2022	ODP BUSINESS SOLUTIO		62.04	
141	71100	499	000	141219392	06/10/2022	ODP BUSINESS SOLUTIO		114.94	
141	71100	499	000	141219392	06/10/2022	ODP BUSINESS SOLUTIO		399.23	
141	71100	499	000	141219392	06/10/2022	ODP BUSINESS SOLUTIO		564.00	
141	71100	499	000	141219392	06/10/2022	ODP BUSINESS SOLUTIO		123.18	
141	71100	499	000	141219392	06/10/2022	ODP BUSINESS SOLUTIO		348.82	
141	71100	499	000	141219392	06/10/2022	ODP BUSINESS SOLUTIO		282.00	
141	71100	499	000	141219392	06/10/2022	ODP BUSINESS SOLUTIO		91.71	
141	71100	499	000	141219392	06/10/2022	ODP BUSINESS SOLUTIO		395.25	
141	71100	499	000	141219392	06/10/2022	ODP BUSINESS SOLUTIO		394.80	

CHECK CHECK							
FND	ACCT	OBJ	PRJ	NUMBER	DATE	VENDOR	AMOUNT
141	71100	499	000	141219392	06/10/2022	ODP BUSINESS SOLUTIO	123.18
141	71100	499	000	141219392	06/10/2022	ODP BUSINESS SOLUTIO	178.31
141	71100	499	000	141219392	06/10/2022	ODP BUSINESS SOLUTIO	282.00
141	71100	499	000	141219392	06/10/2022	ODP BUSINESS SOLUTIO	62.04
141	71100	299	000	141219393	06/10/2022	OMNI GROUP	112.00
141	71100	299	000	141219394	06/10/2022	OPTUM	200.00
141	71100	299	000	141219394	06/10/2022	OPTUM	100.00
141	72320	399	000	141219395	06/10/2022	PITNEY BOWES GLOBAL	862.20
141	72610	328	000	141219396	06/10/2022	PREMIERE BUILDING MA	5,417.38
141	72610	328	000	141219396	06/10/2022	PREMIERE BUILDING MA	5,968.04
141	72610	328	000	141219396	06/10/2022	PREMIERE BUILDING MA	3,482.36
141	72610	328	000	141219396	06/10/2022	PREMIERE BUILDING MA	5,440.08
141	72610	328	000	141219396	06/10/2022	PREMIERE BUILDING MA	4,669.00
141	72610	328	000	141219396	06/10/2022	PREMIERE BUILDING MA	5,663.47
141	72610	328	000	141219396	06/10/2022	PREMIERE BUILDING MA	4,265.23
141	72610	328	000	141219396	06/10/2022	PREMIERE BUILDING MA	4,216.54
141	72610	328	000	141219396	06/10/2022	PREMIERE BUILDING MA	12,843.35
141	72610	328	000	141219396	06/10/2022	PREMIERE BUILDING MA	12,843.35
141	72610	328	000	141219396	06/10/2022	PREMIERE BUILDING MA	5,981.92
141	73400	499	000	141219397	06/10/2022	QUILL LLC	71.34
141	72250	499	000	141219397	06/10/2022	QUILL LLC	503.46
141	72250	499	000	141219397	06/10/2022	QUILL LLC	999.90
141	72250	499	000	141219397	06/10/2022	QUILL LLC	173.67
141	72250	499	000	141219397	06/10/2022	QUILL LLC	46.79
141	72250	499	000	141219397	06/10/2022	QUILL LLC	802.74
141	72250	499	000	141219397	06/10/2022	QUILL LLC	38.69
141	72250	499	000	141219397	06/10/2022	QUILL LLC	529.18
141	72250	499	000	141219397	06/10/2022	QUILL LLC	519.26
141	72250	499	000	141219397	06/10/2022	QUILL LLC	197.48
141	72250	499	000	141219397	06/10/2022	QUILL LLC	107.98
141	72320	435	000	141219397	06/10/2022	QUILL LLC	709.37
141	72320	435	000	141219397	06/10/2022	QUILL LLC	36.99
141	72620	701	000	141219398	06/10/2022	RAPTOR TECHNOLOGIES	300.00
141	72220	355	000	141219399	06/10/2022	REID, JANEY	23.03
141	72320	399	000	141219400	06/10/2022	RICOH USA, INC	1,228.66
141	72250	499	000	141219401	06/10/2022	SHIELDS ELECTRONICS	590.00
141	71100	499	000	141219402	06/10/2022	SHOOTER'S TECHNOLOGY	22,045.00
141	71100	499	000	141219403	06/10/2022	SIX RIVERS MEDIA LLC	75.00
141	71100	499	000	141219403	06/10/2022	SIX RIVERS MEDIA LLC	1,045.69
141	72250	499	000	141219404	06/10/2022	STAPLES	120.99
141	72250	499	000	141219404	06/10/2022	STAPLES	163.27
141	72250	499	000	141219404	06/10/2022	STAPLES	443.36
141	72250	499	000	141219404	06/10/2022	STAPLES	9.69
141	72230	499	000	141219404	06/10/2022	STAPLES	450.45
141	72610	399	000	141219405	06/10/2022	STATE OF TENNESSEE	55.00
141	72220	355	000	141219406	06/10/2022	TEILMANN, CHRISTIE	53.11
141	72610	399	000	141219410	06/10/2022	TENNESSEE B&E UNIT	300.00
141	72710	453	000	141219411	06/10/2022	TRUCK PRO	115.79
141	72710	453	000	141219411	06/10/2022	TRUCK PRO	365.13
141	72710	453	000	141219411	06/10/2022	TRUCK PRO	-80.00
141	72710	453	000	141219411	06/10/2022	TRUCK PRO	412.35
141	72620	499	000	141219412	06/10/2022	UNITED REFRIGERATION	808.67
141	72620	499	000	141219412	06/10/2022	UNITED REFRIGERATION	808.09
141	72610	399	000	141219413	06/10/2022	VALLEY PROTEINS	600.00
141	72610	399	000	141219413	06/10/2022	VALLEY PROTEINS	300.00
141	72610	399	000	141219413	06/10/2022	VALLEY PROTEINS	600.00

CHECK CHECK							
FND	ACCT	OBJ	PRJ	NUMBER	DATE	VENDOR	AMOUNT
141	71200	599	000	141219414	06/10/2022	VERIZON WIRELESS	59.96
141	72320	307	000	141219414	06/10/2022	VERIZON WIRELESS	2,071.43
141	72320	307	000	141219414	06/10/2022	VERIZON WIRELESS	49.29
141	71300	730	000	141219416	06/10/2022	WEST HILLS TRACTOR,	3,100.00
141	72120	499	000	141219417	06/10/2022	WILLIAM V. MACGILL &	6,412.35
141	72710	453	000	141219449	06/17/2022	ADVANCE AUTO PARTS	1,119.72
141	72120	499	000	141219450	06/17/2022	AMAZON CAPITAL SERVI	637.02
141	72120	499	000	141219450	06/17/2022	AMAZON CAPITAL SERVI	48.00
141	72120	399	000	141219450	06/17/2022	AMAZON CAPITAL SERVI	459.91
141	72120	599	000	141219450	06/17/2022	AMAZON CAPITAL SERVI	261.02
141	72620	499	000	141219450	06/17/2022	AMAZON CAPITAL SERVI	604.96
141	72620	499	000	141219450	06/17/2022	AMAZON CAPITAL SERVI	99.66
141	72610	434	000	141219452	06/17/2022	ATMOS ENERGY	42.00
141	72610	434	000	141219452	06/17/2022	ATMOS ENERGY	43.12
141	72610	434	000	141219452	06/17/2022	ATMOS ENERGY	67.76
141	72610	434	000	141219452	06/17/2022	ATMOS ENERGY	57.69
141	72610	434	000	141219452	06/17/2022	ATMOS ENERGY	148.42
141	72610	434	000	141219452	06/17/2022	ATMOS ENERGY	42.00
141	72610	434	000	141219452	06/17/2022	ATMOS ENERGY	43.12
141	72610	434	000	141219452	06/17/2022	ATMOS ENERGY	753.02
141	72610	434	000	141219452	06/17/2022	ATMOS ENERGY	131.04
141	72230	355	000	141219453	06/17/2022	BISHOP, ALLEN	56.00
141	72230	355	000	141219453	06/17/2022	BISHOP, ALLEN	108.10
141	72610	434	000	141219454	06/17/2022	BLOSSMAN GAS & APPLI	6,656.00
141	72610	415	000	141219455	06/17/2022	BRIGHT RIDGE	6,189.85
141	72610	415	000	141219455	06/17/2022	BRIGHT RIDGE	1,166.86
141	72610	415	000	141219455	06/17/2022	BRIGHT RIDGE	768.47
141	72610	415	000	141219455	06/17/2022	BRIGHT RIDGE	13,426.31
141	72610	415	000	141219455	06/17/2022	BRIGHT RIDGE	11,658.13
141	72610	415	000	141219455	06/17/2022	BRIGHT RIDGE	3,478.07
141	72610	415	000	141219455	06/17/2022	BRIGHT RIDGE	7,457.96
141	72610	415	000	141219455	06/17/2022	BRIGHT RIDGE	8,428.49
141	72610	415	000	141219455	06/17/2022	BRIGHT RIDGE	5,197.54
141	72610	415	000	141219455	06/17/2022	BRIGHT RIDGE	8,954.22
141	72610	415	000	141219455	06/17/2022	BRIGHT RIDGE	4,643.69
141	72610	415	000	141219455	06/17/2022	BRIGHT RIDGE	5,510.37
141	72610	415	000	141219455	06/17/2022	BRIGHT RIDGE	5,356.09
141	72610	415	000	141219455	06/17/2022	BRIGHT RIDGE	21,369.90
141	72610	415	000	141219455	06/17/2022	BRIGHT RIDGE	18,039.03
141	72610	415	000	141219455	06/17/2022	BRIGHT RIDGE	12,122.09
141	71100	399	000	141219456	06/17/2022	CADAS INC	129.00
141	71100	399	000	141219457	06/17/2022	CEDAR GROVE CENTER	792.00
141	72610	599	000	141219458	06/17/2022	CENTURYLINK	27.99
141	72610	399	000	141219459	06/17/2022	CHEM-AQUA INC	1,332.62
141	72610	454	000	141219460	06/17/2022	CHUCKEY UTILITY DIST	594.54
141	72210	355	000	141219461	06/17/2022	COX, SHARON	28.20
141	72610	399	000	141219462	06/17/2022	CRYSTAL SPRINGS	60.41
141	71100	499	000	141219463	06/17/2022	DANIEL BOONE HIGH SC	371.91
141	71100	499	000	141219464	06/17/2022	DAVID CROCKETT HIGH	220.71
141	71100	499	000	141219464	06/17/2022	DAVID CROCKETT HIGH	100.00
141	72410	599	000	141219465	06/17/2022	DBHS ATHLETIC DEPT	25,312.00
141	72410	599	000	141219466	06/17/2022	DCHS ATHLETIC DEPT	5,103.00
141	72250	350	000	141219467	06/17/2022	ENA SERVICES LLC	5,926.00
141	71100	399	000	141219468	06/17/2022	ETSU UNIVERSITY SCHO	143,370.81
141	72710	424	000	141219469	06/17/2022	GREENEVILLE OIL & PE	789.97
141	72210	524	000	141219470	06/17/2022	HILL, TINA	18.00

		CHECK CHECK					
FND	ACCT	OBJ	PRJ	NUMBER	DATE	VENDOR	AMOUNT
141	72210	524	000	141219470	06/17/2022	HILL, TINA	246.28
141	72210	524	000	141219470	06/17/2022	HILL, TINA	225.00
141	72210	355	000	141219472	06/17/2022	HUNT, BARBARA	54.52
141	72610	454	000	141219473	06/17/2022	JOHNSON CITY UTILITY	1,786.51
141	72610	454	000	141219473	06/17/2022	JOHNSON CITY UTILITY	1,513.22
141	72610	454	000	141219473	06/17/2022	JOHNSON CITY UTILITY	3,213.57
141	72610	454	000	141219473	06/17/2022	JOHNSON CITY UTILITY	968.00
141	72610	359	000	141219473	06/17/2022	JOHNSON CITY UTILITY	1,028.00
141	72610	359	000	141219473	06/17/2022	JOHNSON CITY UTILITY	184.50
141	72610	359	000	141219473	06/17/2022	JOHNSON CITY UTILITY	339.00
141	72610	359	000	141219473	06/17/2022	JOHNSON CITY UTILITY	110.00
141	72610	359	000	141219473	06/17/2022	JOHNSON CITY UTILITY	518.00
141	72610	359	000	141219473	06/17/2022	JOHNSON CITY UTILITY	332.47
141	72610	359	000	141219473	06/17/2022	JOHNSON CITY UTILITY	410.94
141	72610	359	000	141219473	06/17/2022	JOHNSON CITY UTILITY	392.35
141	72610	359	000	141219473	06/17/2022	JOHNSON CITY UTILITY	113.76
141	72610	359	000	141219473	06/17/2022	JOHNSON CITY UTILITY	163.53
141	72610	454	000	141219473	06/17/2022	JOHNSON CITY UTILITY	605.99
141	72610	454	000	141219473	06/17/2022	JOHNSON CITY UTILITY	22.55
141	72610	454	000	141219473	06/17/2022	JOHNSON CITY UTILITY	1,730.02
141	72610	359	000	141219473	06/17/2022	JOHNSON CITY UTILITY	267.80
141	72610	359	000	141219473	06/17/2022	JOHNSON CITY UTILITY	6,648.00
141	72620	336	000	141219474	06/17/2022	JOHNSON CONTROLS	6,651.00
141	72610	359	000	141219475	06/17/2022	JONESBOROUGH WATER D	130.00
141	72610	454	000	141219475	06/17/2022	JONESBOROUGH WATER D	84.83
141	73400	499	000	141219476	06/17/2022	KAPLAN EARLY LEARNIN	355.42
141	72230	355	000	141219477	06/17/2022	LA QUINTA INN	145.32
141	73400	429	000	141219478	06/17/2022	LAKESHORE LEARNING M	930.36
141	73400	499	000	141219479	06/17/2022	LEARNING WITHOUT TEA	319.00
141	72610	399	000	141219480	06/17/2022	LEO'S PEST CONTROL	206.00
141	72610	399	000	141219480	06/17/2022	LEO'S PEST CONTROL	32.00
141	72610	399	000	141219480	06/17/2022	LEO'S PEST CONTROL	95.00
141	72610	399	000	141219480	06/17/2022	LEO'S PEST CONTROL	257.00
141	72610	399	000	141219480	06/17/2022	LEO'S PEST CONTROL	159.00
141	72610	399	000	141219480	06/17/2022	LEO'S PEST CONTROL	159.00
141	72610	399	000	141219480	06/17/2022	LEO'S PEST CONTROL	124.00
141	72610	399	000	141219480	06/17/2022	LEO'S PEST CONTROL	106.00
141	71100	399	000	141219481	06/17/2022	OAK PLAINS ACADEMY	792.00
141	71100	399	000	141219481	06/17/2022	OAK PLAINS ACADEMY	836.00
141	71100	499	000	141219482	06/17/2022	ODP BUSINESS SOLUTIO	429.35
141	71100	499	000	141219482	06/17/2022	ODP BUSINESS SOLUTIO	507.60
141	71100	499	000	141219482	06/17/2022	ODP BUSINESS SOLUTIO	123.18
141	71100	499	000	141219482	06/17/2022	ODP BUSINESS SOLUTIO	355.00
141	71100	499	000	141219482	06/17/2022	ODP BUSINESS SOLUTIO	69.16
141	72320	348	000	141219483	06/17/2022	PITNEY BOWES PURCHAS	1,000.00
141	72610	399	000	141219484	06/17/2022	PREMIER FIRE PROTECT	400.00
141	72120	599	000	141219485	06/17/2022	SCHOOL HEALTH CORPOR	500.00
141	71100	499	000	141219486	06/17/2022	SCOTT, GALE	39.15
141	71300	429	000	141219487	06/17/2022	STOCK POT	299.86
141	72120	599	000	141219488	06/17/2022	SYNCHRONY BANK JCP	609.88
141	71100	217	000	141219489	06/17/2022	TENN CONSOLIDATED RE	14,975.07
141	71100	399	000	141219492	06/17/2022	VILLAGE BEHAVIORAL H	440.00
141	71100	399	000	141219492	06/17/2022	VILLAGE BEHAVIORAL H	396.00
141	71100	399	000	141219492	06/17/2022	VILLAGE BEHAVIORAL H	396.00
141	71100	399	000	141219492	06/17/2022	VILLAGE BEHAVIORAL H	396.00
141	71100	116	000	141219493	06/17/2022	WASHINGTON COUNTY SC	45,200.58

				CHECK CHECK					
FND	ACCT	OBJ	PRJ	NUMBER	DATE	VENDOR		AMOUNT	
141	71100	201	000	141219493	06/17/2022	WASHINGTON COUNTY SC		2,623.21	
141	71100	204	000	141219493	06/17/2022	WASHINGTON COUNTY SC		4,655.64	
141	71100	207	000	141219493	06/17/2022	WASHINGTON COUNTY SC		7,327.20	
141	71100	212	000	141219493	06/17/2022	WASHINGTON COUNTY SC		613.47	
141	72620	499	000	141219494	06/17/2022	WASHINGTON FARMERS C		67.99	
141	72620	499	000	141219494	06/17/2022	WASHINGTON FARMERS C		353.52	
141	72620	499	000	141219494	06/17/2022	WASHINGTON FARMERS C		840.39	
141	71100	116	000	141219495	06/17/2022	WASHINGTON COUNTY FO		4,200.00	
141	71100	201	000	141219495	06/17/2022	WASHINGTON COUNTY FO		1,085.00	
141	71100	204	000	141219495	06/17/2022	WASHINGTON COUNTY FO		1,648.36	
141	71100	212	000	141219495	06/17/2022	WASHINGTON COUNTY FO		254.00	
141	71100	188	000	141219495	06/17/2022	WASHINGTON COUNTY FO		13,300.00	
141	71100	299	000	141218963	06/21/2022	DURHAM, JOHN		-105.00	
141	71300	429	000	141218409	06/21/2022	J&P PARK ACQUISITION		-94.70	
141	72210	524	000	141219126	06/21/2022	OLDE TOWNE PANCAKE H		-277.62	
141	72610	328	000	141218510	06/21/2022	PREMIERE BUILDING MA		-5,417.38	
141	72610	328	000	141218510	06/21/2022	PREMIERE BUILDING MA		-5,968.04	
141	72610	328	000	141218510	06/21/2022	PREMIERE BUILDING MA		-3,482.36	
141	72610	328	000	141218510	06/21/2022	PREMIERE BUILDING MA		-5,440.08	
141	72610	328	000	141218510	06/21/2022	PREMIERE BUILDING MA		-4,669.00	
141	72610	328	000	141218510	06/21/2022	PREMIERE BUILDING MA		-5,663.47	
141	72610	328	000	141218510	06/21/2022	PREMIERE BUILDING MA		-4,265.23	
141	72610	328	000	141218510	06/21/2022	PREMIERE BUILDING MA		-4,216.54	
141	72610	328	000	141218510	06/21/2022	PREMIERE BUILDING MA		-12,843.35	
141	72610	328	000	141218510	06/21/2022	PREMIERE BUILDING MA		-12,843.35	
141	72610	328	000	141218510	06/21/2022	PREMIERE BUILDING MA		-5,981.92	
141	71100	499	000	141218730	06/21/2022	SHOW ME BOOKS		-179.98	
141	72210	524	000	141218830	06/21/2022	STROHM, GINGER		-144.00	
141	71300	429	000	141219507	06/24/2022	AIRGAS INC, SOUTH DI		6.51	
141	72620	499	000	141219507	06/24/2022	AIRGAS INC, SOUTH DI		19.53	
141	72710	330	000	141219508	06/24/2022	ALLY		331.59	
141	72620	499	000	141219509	06/24/2022	ALUMINUM & GLASS SYS		943.55	
141	71100	499	000	141219511	06/24/2022	APPLE INC		2,093.00	
141	71100	399	000	141219512	06/24/2022	ARBITER SPORTS, LLC		3,000.00	
141	72620	335	000	141219513	06/24/2022	B&H PHOTO-VIDEO		18,078.24	
141	72210	432	000	141219514	06/24/2022	BAM, INSTITUTIONAL S		7.99	
141	72620	499	000	141219515	06/24/2022	BOONES CREEK OUTDOOR		91.22	
141	71100	499	000	141219517	06/24/2022	DAVID CROCKETT HIGH		737.20	
141	72620	499	000	141219518	06/24/2022	ES DOCKERY, INC		979.20	
141	72620	499	000	141219518	06/24/2022	ES DOCKERY, INC		803.50	
141	72620	336	000	141219519	06/24/2022	EXCEL ENERGY GROUP,		12,394.56	
141	72620	336	000	141219519	06/24/2022	EXCEL ENERGY GROUP,		30,723.00	
141	72620	499	000	141219520	06/24/2022	FENCO SUPPLY		158.00	
141	72620	499	000	141219520	06/24/2022	FENCO SUPPLY		795.97	
141	72250	355	000	141219522	06/24/2022	FULLBRIGHT, CURTIS		55.46	
141	72250	399	000	141219523	06/24/2022	GOVCONNECTION, INC		152.66	
141	71300	730	000	141219524	06/24/2022	GRAINGER		19,476.52	
141	72710	424	000	141219525	06/24/2022	INTERSTATE BATTERY S		319.85	
141	72610	454	000	141219526	06/24/2022	JOHNSON CITY UTILITY		412.15	
141	72610	454	000	141219526	06/24/2022	JOHNSON CITY UTILITY		24.99	
141	72610	454	000	141219526	06/24/2022	JOHNSON CITY UTILITY		2,244.08	
141	72610	454	000	141219526	06/24/2022	JOHNSON CITY UTILITY		2,388.37	
141	72610	454	000	141219527	06/24/2022	JONESBOROUGH WATER D		461.65	
141	72610	359	000	141219527	06/24/2022	JONESBOROUGH WATER D		400.00	
141	72610	454	000	141219527	06/24/2022	JONESBOROUGH WATER D		87.53	
141	72610	454	000	141219527	06/24/2022	JONESBOROUGH WATER D		183.52	

		CHECK CHECK				
FND ACCT	OBJ PRJ	NUMBER	DATE	VENDOR	AMOUNT	
141	72610 454 000	141219527	06/24/2022	JONESBOROUGH WATER D	769.73	
141	72610 359 000	141219527	06/24/2022	JONESBOROUGH WATER D	620.00	
141	72610 454 000	141219527	06/24/2022	JONESBOROUGH WATER D	679.73	
141	72610 359 000	141219527	06/24/2022	JONESBOROUGH WATER D	620.00	
141	72610 454 000	141219527	06/24/2022	JONESBOROUGH WATER D	337.83	
141	72210 524 000	141219528	06/24/2022	KINCAID, ABBIGIAL	126.00	
141	72620 499 000	141219529	06/24/2022	L&W SUPPLY CORPORATI	812.31	
141	73300 355 000	141219530	06/24/2022	LANE, TINA	24.44	
141	71100 399 000	141219531	06/24/2022	LANGUAGE TRAINING CE	33.75	
141	72610 399 000	141219532	06/24/2022	MCCLAIN'S PEST CONTR	50.00	
141	72620 499 000	141219533	06/24/2022	MEADE TRACTOR	152.48	
141	72620 499 000	141219533	06/24/2022	MEADE TRACTOR	28.36	
141	71300 730 000	141219534	06/24/2022	NCCER	17,933.67	
141	71100 299 000	141219535	06/24/2022	THE OMNI GROUP	112.00	
141	71100 499 000	141219536	06/24/2022	PERCELL, ALEX	39.15	
141	71300 429 000	141219537	06/24/2022	POCKET NURSE	42.23	
141	72320 435 000	141219538	06/24/2022	QUALITY TROPHY & ENG	27.00	
141	72250 499 000	141219539	06/24/2022	QUILL LLC	415.83	
141	72250 499 000	141219539	06/24/2022	QUILL LLC	195.28	
141	72620 335 000	141219540	06/24/2022	RACKLEY EAST TN	1,187.06	
141	72320 399 000	141219541	06/24/2022	RICOH USA, INC	2,150.12	
141	72710 424 000	141219542	06/24/2022	ROBERTS, TONY	281.34	
141	72710 425 000	141219543	06/24/2022	SHELTON, JEFF	40.07	
141	72120 599 000	141219544	06/24/2022	SHOE CARNIVAL INC	338.70	
141	72320 399 000	141219545	06/24/2022	SHRED A WAY	40.00	
141	72320 399 000	141219545	06/24/2022	SHRED A WAY	40.00	
141	72320 399 000	141219545	06/24/2022	SHRED A WAY	40.00	
141	72620 499 000	141219546	06/24/2022	SITE ONE LANDSCAPE S	227.00	
141	72620 499 000	141219546	06/24/2022	SITE ONE LANDSCAPE S	321.48	
141	72620 499 000	141219546	06/24/2022	SITE ONE LANDSCAPE S	2,893.32	
141	72620 499 000	141219546	06/24/2022	SITE ONE LANDSCAPE S	160.74	
141	72620 499 000	141219546	06/24/2022	SITE ONE LANDSCAPE S	47.76	
141	72620 499 000	141219546	06/24/2022	SITE ONE LANDSCAPE S	-482.22	
141	72610 399 000	141219547	06/24/2022	STATE OF TENNESSEE	60.00	
141	72610 399 000	141219547	06/24/2022	STATE OF TENNESSEE	60.00	
141	72210 524 000	141219548	06/24/2022	STRAYHORN, FELICIA	126.00	
141	72620 499 000	141219551	06/24/2022	TRI CITY MOWER & SAW	79.47	
141	72620 499 000	141219551	06/24/2022	TRI CITY MOWER & SAW	999.31	
141	72620 336 000	141219552	06/24/2022	UNITED REFRIGERATION	1,237.74	
141	99100 590 000	141219553	06/24/2022	WASHINGTON COUNTY DE	720,000.00	
141	72620 499 000	141219554	06/24/2022	WASHINGTON FARMERS C	21.96	
141	72130 309 000	141219555	06/24/2022	WASHINGTON COUNTY SH	90,000.00	
141	72120 499 000	141219556	06/24/2022	WILLIAM V. MACGILL &	886.10	
141	72620 499 000	141219557	06/24/2022	WILLIAMS ELECTRIC SU	648.60	
141	72620 499 000	141219557	06/24/2022	WILLIAMS ELECTRIC SU	87.20	
141	71100 299 000	141219558	06/28/2022	ABBOTT, PATRICIA	89.70	
141	72210 355 000	141219559	06/28/2022	ARNOLD, KELLY	312.22	
141	72710 425 000	141219560	06/28/2022	BALDING, JIMMY	38.65	
141	73300 599 000	141219561	06/28/2022	BISHOP, MICHELLE	255.00	
141	73300 599 000	141219562	06/28/2022	BRITT, ADAM	75.00	
141	72120 355 000	141219563	06/28/2022	BYRD, AMY	11.28	
141	72120 355 000	141219563	06/28/2022	BYRD, AMY	20.68	
141	72610 399 000	141219564	06/28/2022	CRYSTAL SPRINGS	49.25	
141	72310 599 000	141219565	06/28/2022	DAY, JASON	47.07	
141	72410 355 000	141219566	06/28/2022	GOOD, DANNY	333.70	
141	72120 355 000	141219567	06/28/2022	HARRIS, CHELSAE	21.15	

		CHECK CHECK					
FND	ACCT	OBJ	PRJ	NUMBER	DATE	VENDOR	AMOUNT
141	72120	599	000	141219568	06/28/2022	IMPRINTIO LLC	923.51
141	72620	335	000	141219569	06/28/2022	INTERSTATE AWNING &	9,000.00
141	72220	355	000	141219570	06/28/2022	MCCARTT, MAGGIE	54.99
141	72220	355	000	141219570	06/28/2022	MCCARTT, MAGGIE	24.44
141	72210	355	000	141219571	06/28/2022	MCKINNEY, TWANA	31.96
141	72120	355	000	141219572	06/28/2022	MEADE, MEAGAN	11.28
141	72120	355	000	141219572	06/28/2022	MEADE, MEAGAN	10.34
141	73300	599	000	141219573	06/28/2022	MOYER, HEATHER	104.00
141	72210	355	000	141219574	06/28/2022	TRAVIS, MYRA	126.90
141	71100	299	000	141219575	06/28/2022	WEEMS, AUBREY	135.00
141	72220	355	000	141219576	06/28/2022	WHITSON, ASHLEY	39.48
141	71100	299	000	141215494	06/28/2022	ABBOTT, PATRICIA	-89.70
141	72210	355	000	141215248	06/28/2022	ARNOLD, KELLY	-312.22
141	72710	425	000	141214967	06/28/2022	BALDING, JIMMY	-38.65
141	73300	599	000	141214884	06/28/2022	BISHOP, MICHELLE	-255.00
141	73300	599	000	141215320	06/28/2022	BRITT, ADAM	-75.00
141	72120	355	000	141215091	06/28/2022	BYRD, AMY	-20.68
141	72120	355	000	141214284	06/28/2022	BYRD, AMY	-11.28
141	72610	399	000	141214535	06/28/2022	CRYSTAL SPRINGS	-49.25
141	72310	599	000	141214170	06/28/2022	DAY, JASON	-47.07
141	72410	355	000	141215446	06/28/2022	GOOD, DANNY	-333.70
141	72120	355	000	141214593	06/28/2022	HARRIS, CHELSAE	-21.15
141	72120	599	000	141215671	06/28/2022	IMPRINTIO LLC	-923.51
141	72620	335	000	141215639	06/28/2022	INTERSTATE AWNING &	-9,000.00
141	72220	355	000	141213748	06/28/2022	MCCARTT, MAGGIE	-54.99
141	72220	355	000	141214035	06/28/2022	MCCARTT, MAGGIE	-24.44
141	72210	355	000	141213914	06/28/2022	MCKINNEY, TWANA	-31.96
141	72120	355	000	141214324	06/28/2022	MEADE, MEAGAN	-11.28
141	72120	355	000	141214601	06/28/2022	MEADE, MEAGAN	-10.34
141	73300	599	000	141215743	06/28/2022	MOYER, HEATHER	-104.00
141	72210	355	000	141215306	06/28/2022	TRAVIS, MYRA	-126.90
141	71100	299	000	141214614	06/28/2022	WEEMS, AUBREY	-135.00
141	72220	355	000	141213770	06/28/2022	WHITSON, ASHLEY	-39.48
141	73100	201	000	141219581	06/29/2022	WASHINGTON COUNTY FO	1,883.99
141	73100	204	000	141219581	06/29/2022	WASHINGTON COUNTY FO	2,829.44
141	73100	212	000	141219581	06/29/2022	WASHINGTON COUNTY FO	440.59
141	73100	165	000	141219581	06/29/2022	WASHINGTON COUNTY FO	30,386.50
141	72130	322	000	141219582	06/30/2022	ACT	23,680.00
141	72120	355	000	141219583	06/30/2022	AED SUPERSTORE	5,099.85
141	72620	499	000	141219584	06/30/2022	ALLIED METALS	250.00
141	72250	399	000	141219585	06/30/2022	AMPLIFIED IT	1,100.00
141	72620	335	000	141219586	06/30/2022	B&H PHOTO-VIDEO	317.36
141	71100	499	000	141219587	06/30/2022	BANKCARD CENTER	349.23
141	71100	599	000	141219587	06/30/2022	BANKCARD CENTER	3,666.65
141	72220	524	000	141219587	06/30/2022	BANKCARD CENTER	86.50
141	72310	599	000	141219587	06/30/2022	BANKCARD CENTER	593.04
141	72320	435	000	141219587	06/30/2022	BANKCARD CENTER	71.52
141	72710	424	000	141219587	06/30/2022	BANKCARD CENTER	160.00
141	72250	399	000	141219587	06/30/2022	BANKCARD CENTER	156.00
141	71100	599	000	141219588	06/30/2022	BANKCARD	2,968.00
141	72620	499	000	141219589	06/30/2022	BASELINE SPORTS	3,670.00
141	72610	410	000	141219590	06/30/2022	BATTERIES PLUS LLC	596.16
141	72620	499	000	141219591	06/30/2022	BLUE WATER INDUSTRIE	4,112.20
141	72620	499	000	141219591	06/30/2022	BLUE WATER INDUSTRIE	1,429.17
141	72620	499	000	141219591	06/30/2022	BLUE WATER INDUSTRIE	3,096.44
141	72620	499	000	141219591	06/30/2022	BLUE WATER INDUSTRIE	752.14

				CHECK CHECK				
FND	ACCT	OBJ	PRJ	NUMBER	DATE	VENDOR		AMOUNT
141	72620	499	000	141219591	06/30/2022	BLUE WATER	INDUSTRIE	609.19
141	72620	499	000	141219591	06/30/2022	BLUE WATER	INDUSTRIE	4,381.81
141	72620	499	000	141219591	06/30/2022	BLUE WATER	INDUSTRIE	2,578.09
141	72620	499	000	141219591	06/30/2022	BLUE WATER	INDUSTRIE	562.31
141	72620	499	000	141219591	06/30/2022	BLUE WATER	INDUSTRIE	2,530.67
141	72620	499	000	141219591	06/30/2022	BLUE WATER	INDUSTRIE	3,184.80
141	72620	499	000	141219591	06/30/2022	BLUE WATER	INDUSTRIE	24,616.15
141	72620	499	000	141219591	06/30/2022	BLUE WATER	INDUSTRIE	21,791.24
141	72620	499	000	141219591	06/30/2022	BLUE WATER	INDUSTRIE	8,235.09
141	72620	499	000	141219591	06/30/2022	BLUE WATER	INDUSTRIE	16,808.75
141	72620	499	000	141219591	06/30/2022	BLUE WATER	INDUSTRIE	5,329.62
141	72620	499	000	141219591	06/30/2022	BLUE WATER	INDUSTRIE	686.98
141	72620	499	000	141219591	06/30/2022	BLUE WATER	INDUSTRIE	3,373.10
141	72620	499	000	141219591	06/30/2022	BLUE WATER	INDUSTRIE	2,682.06
141	72620	499	000	141219591	06/30/2022	BLUE WATER	INDUSTRIE	685.13
141	72620	499	000	141219591	06/30/2022	BLUE WATER	INDUSTRIE	714.02
141	72620	499	000	141219591	06/30/2022	BLUE WATER	INDUSTRIE	715.77
141	72620	499	000	141219592	06/30/2022	BLUE WATER	INDUSTRIE	2,882.27
141	72620	499	000	141219592	06/30/2022	BLUE WATER	INDUSTRIE	37,342.01
141	72620	499	000	141219592	06/30/2022	BLUE WATER	INDUSTRIE	1,347.88
141	72620	499	000	141219592	06/30/2022	BLUE WATER	INDUSTRIE	512.51
141	72620	499	000	141219592	06/30/2022	BLUE WATER	INDUSTRIE	650.76
141	72620	499	000	141219592	06/30/2022	BLUE WATER	INDUSTRIE	2,120.42
141	72620	499	000	141219592	06/30/2022	BLUE WATER	INDUSTRIE	13,134.51
141	72620	499	000	141219592	06/30/2022	BLUE WATER	INDUSTRIE	1,640.47
141	72620	499	000	141219592	06/30/2022	BLUE WATER	INDUSTRIE	4,331.86
141	72620	499	000	141219592	06/30/2022	BLUE WATER	INDUSTRIE	5,804.53
141	72620	499	000	141219592	06/30/2022	BLUE WATER	INDUSTRIE	1,381.81
141	72620	499	000	141219592	06/30/2022	BLUE WATER	INDUSTRIE	2,759.73
141	72220	355	000	141219593	06/30/2022	CAMPBELL,	AMANDA	36.19
141	71100	429	000	141219594	06/30/2022	CAPITAL ONE		884.07
141	71100	299	000	141219595	06/30/2022	CHLIC		682.25
141	72610	599	000	141219596	06/30/2022	CINTAS		52.78
141	72610	599	000	141219596	06/30/2022	CINTAS		59.37
141	72610	599	000	141219596	06/30/2022	CINTAS		59.37
141	72610	599	000	141219596	06/30/2022	CINTAS		59.37
141	72610	599	000	141219596	06/30/2022	CINTAS		59.37
141	72610	599	000	141219596	06/30/2022	CINTAS		72.31
141	72610	599	000	141219596	06/30/2022	CINTAS		72.31
141	72610	599	000	141219596	06/30/2022	CINTAS		72.31
141	72610	599	000	141219596	06/30/2022	CINTAS		72.31
141	72610	599	000	141219596	06/30/2022	CINTAS		26.30
141	72610	599	000	141219596	06/30/2022	CINTAS		26.30
141	72610	599	000	141219596	06/30/2022	CINTAS		26.30
141	72610	599	000	141219596	06/30/2022	CINTAS		26.30
141	72610	599	000	141219596	06/30/2022	CINTAS		26.30
141	72610	599	000	141219596	06/30/2022	CINTAS		26.30
141	72610	599	000	141219596	06/30/2022	CINTAS		26.30
141	72620	599	000	141219596	06/30/2022	CINTAS		392.31
141	72620	599	000	141219596	06/30/2022	CINTAS		382.96
141	72620	599	000	141219596	06/30/2022	CINTAS		382.96
141	72620	599	000	141219596	06/30/2022	CINTAS		382.96
141	72710	424	000	141219596	06/30/2022	CINTAS		128.73
141	72710	424	000	141219596	06/30/2022	CINTAS		128.73
141	72710	424	000	141219596	06/30/2022	CINTAS		128.73
141	72710	424	000	141219596	06/30/2022	CINTAS		128.73
141	72610	599	000	141219596	06/30/2022	CINTAS		59.37
141	72610	599	000	141219596	06/30/2022	CINTAS		72.31
141	72610	599	000	141219596	06/30/2022	CINTAS		26.30

		CHECK CHECK				
FND	ACCT	OBJ	PRJ	NUMBER	DATE	VENDOR
						AMOUNT
141	72620	599	000	141219596	06/30/2022	CINTAS
						429.37
141	72710	424	000	141219596	06/30/2022	CINTAS
						128.73
141	72620	499	000	141219597	06/30/2022	CITY ELECTRIC SUPPLY
						14.10
141	72620	499	000	141219597	06/30/2022	CITY ELECTRIC SUPPLY
						396.56
141	72620	499	000	141219597	06/30/2022	CITY ELECTRIC SUPPLY
						175.00
141	72620	499	000	141219597	06/30/2022	CITY ELECTRIC SUPPLY
						58.50
141	72620	499	000	141219597	06/30/2022	CITY ELECTRIC SUPPLY
						71.96
141	72620	499	000	141219597	06/30/2022	CITY ELECTRIC SUPPLY
						140.93
141	72620	499	000	141219597	06/30/2022	CITY ELECTRIC SUPPLY
						22.11
141	72620	499	000	141219597	06/30/2022	CITY ELECTRIC SUPPLY
						468.75
141	72620	499	000	141219597	06/30/2022	CITY ELECTRIC SUPPLY
						225.72
141	72620	499	000	141219597	06/30/2022	CITY ELECTRIC SUPPLY
						159.59
141	72620	499	000	141219597	06/30/2022	CITY ELECTRIC SUPPLY
						228.64
141	72620	499	000	141219597	06/30/2022	CITY ELECTRIC SUPPLY
						970.05
141	72620	499	000	141219597	06/30/2022	CITY ELECTRIC SUPPLY
						100.97
141	72610	454	000	141219598	06/30/2022	CITY OF KINGSPORT
						837.58
141	72120	355	000	141219599	06/30/2022	COLLETTE, TERESA
						34.78
141	72320	307	000	141219600	06/30/2022	COMCAST
						91.88
141	72620	499	000	141219601	06/30/2022	EAST TENNESSEE RENT-
						506.00
141	72620	499	000	141219601	06/30/2022	EAST TENNESSEE RENT-
						253.00
141	72250	499	000	141219602	06/30/2022	ENA SERVICES LLC
						680.00
141	72250	499	000	141219602	06/30/2022	ENA SERVICES LLC
						675.00
141	72620	499	000	141219603	06/30/2022	FARRELL CALHOUN INC
						328.95
141	72620	499	000	141219603	06/30/2022	FARRELL CALHOUN INC
						148.71
141	72620	499	000	141219603	06/30/2022	FARRELL CALHOUN INC
						69.00
141	72620	499	000	141219603	06/30/2022	FARRELL CALHOUN INC
						998.09
141	72620	499	000	141219604	06/30/2022	FERGUSON ENTERPRISES
						722.70
141	72620	499	000	141219604	06/30/2022	FERGUSON ENTERPRISES
						192.58
141	72620	499	000	141219604	06/30/2022	FERGUSON ENTERPRISES
						581.87
141	72620	499	000	141219604	06/30/2022	FERGUSON ENTERPRISES
						4,133.40
141	72620	499	000	141219604	06/30/2022	FERGUSON ENTERPRISES
						1,713.52
141	72620	499	000	141219604	06/30/2022	FERGUSON ENTERPRISES
						958.30
141	72310	599	000	141219606	06/30/2022	FOOD CITY
						38.45
141	72310	599	000	141219606	06/30/2022	FOOD CITY
						5.99
141	72620	499	000	141219607	06/30/2022	HOME DEPOT PRO
						303.56
141	72620	499	000	141219607	06/30/2022	HOME DEPOT PRO
						59.16
141	72610	410	000	141219607	06/30/2022	HOME DEPOT PRO
						2,859.12
141	72610	410	000	141219607	06/30/2022	HOME DEPOT PRO
						973.18
141	72610	410	000	141219607	06/30/2022	HOME DEPOT PRO
						995.94
141	72610	410	000	141219607	06/30/2022	HOME DEPOT PRO
						368.06
141	72610	410	000	141219607	06/30/2022	HOME DEPOT PRO
						311.73
141	72610	410	000	141219607	06/30/2022	HOME DEPOT PRO
						106.88
141	72610	410	000	141219607	06/30/2022	HOME DEPOT PRO
						55.48
141	72220	499	000	141219608	06/30/2022	INGLES MARKETS, INC
						285.38
141	72610	454	000	141219609	06/30/2022	JONESBOROUGH WATER D
						4,654.27
141	72610	454	000	141219609	06/30/2022	JONESBOROUGH WATER D
						363.86
141	71100	299	000	141219610	06/30/2022	JONES, HEATHER
						135.00
141	71100	299	000	141219611	06/30/2022	JONES, TRACY
						135.00
141	72210	355	000	141219612	06/30/2022	LEONARD, JILL
						47.00
141	72120	499	000	141219613	06/30/2022	LOWE'S
						937.84
141	72620	499	000	141219613	06/30/2022	LOWE'S
						9,675.04
141	72510	355	000	141219614	06/30/2022	MASTERS, PAUL
						25.85
141	72620	499	000	141219615	06/30/2022	MCCALL COMMERCIAL FE
						2,133.00
141	72620	499	000	141219615	06/30/2022	MCCALL COMMERCIAL FE
						4,383.00
141	72210	355	000	141219616	06/30/2022	MCKINNEY, TWANA
						68.62
141	72120	355	000	141219617	06/30/2022	MEADE, MEAGAN
						22.56

				CHECK CHECK			
FND	ACCT	OBJ	PRJ	NUMBER	DATE	VENDOR	AMOUNT
141	72510	499	000	141219618	06/30/2022	NELCO	689.50
141	71300	429	000	141219619	06/30/2022	NORTHERN TOOL & EQUI	984.93
141	71100	299	000	141219620	06/30/2022	AMERICAN UNITED LIFE	5,068.86
141	71100	206	000	141219620	06/30/2022	AMERICAN UNITED LIFE	1,576.84
141	71100	299	000	141219620	06/30/2022	AMERICAN UNITED LIFE	1,985.89
141	71200	206	000	141219620	06/30/2022	AMERICAN UNITED LIFE	17.58
141	71300	206	000	141219620	06/30/2022	AMERICAN UNITED LIFE	81.50
141	72110	206	000	141219620	06/30/2022	AMERICAN UNITED LIFE	4.72
141	72120	206	000	141219620	06/30/2022	AMERICAN UNITED LIFE	41.92
141	72130	206	000	141219620	06/30/2022	AMERICAN UNITED LIFE	63.87
141	72210	206	000	141219620	06/30/2022	AMERICAN UNITED LIFE	70.74
141	72220	206	000	141219620	06/30/2022	AMERICAN UNITED LIFE	44.50
141	72230	206	000	141219620	06/30/2022	AMERICAN UNITED LIFE	6.75
141	72320	206	000	141219620	06/30/2022	AMERICAN UNITED LIFE	18.26
141	72410	206	000	141219620	06/30/2022	AMERICAN UNITED LIFE	79.58
141	72510	206	000	141219620	06/30/2022	AMERICAN UNITED LIFE	6.50
141	72610	206	000	141219620	06/30/2022	AMERICAN UNITED LIFE	59.00
141	72620	206	000	141219620	06/30/2022	AMERICAN UNITED LIFE	28.50
141	72710	206	000	141219620	06/30/2022	AMERICAN UNITED LIFE	82.75
141	72810	206	000	141219620	06/30/2022	AMERICAN UNITED LIFE	9.00
141	72250	206	000	141219620	06/30/2022	AMERICAN UNITED LIFE	44.42
141	72210	336	000	141219621	06/30/2022	PERMA-BOUND	353.31
141	72320	348	000	141219622	06/30/2022	PITNEY BOWES PURCHAS	1,000.00
141	72620	336	000	141219623	06/30/2022	PLAYWORLD PREFERRED	8,717.14
141	72620	499	000	141219623	06/30/2022	PLAYWORLD PREFERRED	534.16
141	72120	499	000	141219624	06/30/2022	POSITIVE PROMOTIONS	999.75
141	72250	499	000	141219625	06/30/2022	QUILL LLC	108.89
141	72320	399	000	141219626	06/30/2022	ROBERT J. YOUNG COMP	4,047.20
141	72120	499	000	141219627	06/30/2022	SAM'S CLUB DIRECT	870.05
141	72310	599	000	141219628	06/30/2022	SAM'S CLUB	425.75
141	71100	429	000	141219629	06/30/2022	SCHOOL SPECIALTY LLC	9.48
141	71100	429	000	141219629	06/30/2022	SCHOOL SPECIALTY LLC	419.17
141	72220	355	000	141219630	06/30/2022	SELF, LEA	9.40
141	72510	399	000	141219631	06/30/2022	SQUIBB, RACHEL	900.00
141	72220	355	000	141219632	06/30/2022	ST JOHN, SEBRENA	84.60
141	72510	499	000	141219633	06/30/2022	STANDARD PRINTING	1,396.55
141	72250	499	000	141219634	06/30/2022	STAPLES	70.48
141	72610	399	000	141219635	06/30/2022	STATE OF TENNESSEE	60.00
141	72510	355	000	141219636	06/30/2022	STEVENS, MICHELLE	33.84
141	72120	599	000	141219637	06/30/2022	SYNCHRONY BANK JCP	325.72
141	71100	449	000	141219638	06/30/2022	TENNESSEE BOOK COMPA	1,777.00
141	72250	499	000	141219639	06/30/2022	TENNESSEE OFFICE SUP	1,663.04
141	72120	355	000	141219640	06/30/2022	THOMAS, KARRIE	59.69
141	72610	399	000	141219641	06/30/2022	VALLEY PROTEINS	300.00
141	72610	399	000	141219641	06/30/2022	VALLEY PROTEINS	550.00
141	72120	355	000	141219642	06/30/2022	WADDLE, NATALIE	53.58
141	72120	355	000	141219643	06/30/2022	WAGNER, KELLY	33.84
141	72230	336	000	141219644	06/30/2022	WEST HILLS TRACTOR,	80.00
141	72210	355	000	141219645	06/30/2022	WOODWARD, HANNAH	14.86
141	72230	355	000	141219477	06/30/2022	LA QUINTA INN	-145.32
Totals for checks							2,077,094.65

FUND SUMMARY

<u>FUND</u>	<u>DESCRIPTION</u>	<u>BALANCE SHEET</u>	<u>REVENUE</u>	<u>EXPENSE</u>	<u>TOTAL</u>
141	GENERAL PURPOSE SCHOOL	0.00	0.00	2,077,094.65	2,077,094.65
***	Fund Summary Totals ***	0.00	0.00	2,077,094.65	2,077,094.65

***** End of report *****

Fnd T	Acct	Obj	Prj	Loc	Prg	Account Level Description	2021-22 Budget	June 2021-22 Monthly Activity	2021-22 FYTD Activity	Encumbered Amount	Unexpended Balance - YTD Act	2021-22 FYTD %
71100						REGULAR INSTRUCTION						
141	E	71100	116	000	00000	000 REGULAR TEACHERS	24,135,184.00	5,777,530.38	22,743,499.44	0.00	1,391,684.56	94.23
141	E	71100	117	000	00000	000 CAREER LADDER PROGRAM	107,865.00	0.00	55,771.65	0.00	52,093.35	51.71
141	E	71100	127	000	00000	000 CAREER LADDER EXTENDED CONTRAC	0.00	0.00	0.00	0.00	0.00	0.00
141	E	71100	128	000	00000	000 HOMEBOUND TEACHERS	15,300.00	2,405.00	14,105.00	0.00	1,195.00	92.19
141	E	71100	163	000	00000	000 EDUCATIONAL ASSISTANTS	1,544,543.00	156,204.62	1,187,192.51	0.00	357,350.49	76.86
141	E	71100	188	000	00000	000 BONUS PAYMENTS	371,000.00	-356,825.00	875.00	0.00	370,125.00	0.24
141	E	71100	189	000	00000	000 OTHER SALARIES AND WAGES	0.00	27,378.69	36,378.69	0.00	-36,378.69	0.00
141	E	71100	195	000	00000	000 CERTIFIED SUBSTITUTE TEACHERS	200,000.00	18,975.00	181,736.05	0.00	18,263.95	90.87
141	E	71100	198	000	00000	000 NON-CERTIFIED SUBSTITUTE TEACH	302,000.00	-430.00	220,046.88	0.00	81,953.12	72.86
141	E	71100	201	000	00000	000 SOCIAL SECURITY	1,714,125.00	329,459.56	1,405,848.19	0.00	308,276.81	82.02
141	E	71100	201	000	00000	100	0.00	0.00	0.00	0.00	0.00	0.00
141	E	71100	204	000	00000	000 STATE RETIREMENT	2,373,840.00	504,838.97	2,321,427.04	0.00	52,412.96	97.79
141	E	71100	206	000	00000	000 LIFE INSURANCE	15,000.00	1,576.84	15,000.00	0.00	0.00	100.00
141	E	71100	207	000	00000	000 MEDICAL INSURANCE	4,417,855.00	422,558.71	4,154,122.63	0.00	263,732.37	94.03
141	E	71100	210	000	00000	000 UNEMPLOYMENT COMPENSATION	32,000.00	0.00	5,112.04	0.00	26,887.96	15.98
141	E	71100	212	000	00000	000 EMPLOYER MEDICARE	400,988.00	79,604.49	336,536.79	0.00	64,451.21	83.93
141	E	71100	212	000	00000	100	0.00	0.00	0.00	0.00	0.00	0.00
141	E	71100	217	000	00000	000 RETIREMENT-HYBRID STABILIZATIO	115,000.00	14,975.07	157,877.08	0.00	-42,877.08	137.28
141	E	71100	299	000	00000	000 OTHER FRINGE BENEFITS	80,000.00	6,962.18	28,441.50	0.00	51,558.50	35.55
141	E	71100	336	000	00000	000 MAINTENANCE AND REPAIR SERVICE	0.00	0.00	0.00	0.00	0.00	0.00
141	E	71100	399	000	00000	000 OTHER CONTRACTED SERVICES	4,489,768.00	152,253.56	4,155,039.42	0.00	334,728.58	92.54
141	E	71100	429	000	00000	000 INSTRUCTIONAL SUPPLIES & MATER	290,400.00	1,312.72	-19,340.86	0.00	309,740.86	-6.66
141	E	71100	429	000	00002	000 INSTRUCTIONAL SUPPLIES-ASBURY	0.00	0.00	1,213.08	0.00	-1,213.08	0.00
141	E	71100	429	000	00003	000 INSTRUCTIONAL SUPPLIES-MIDWAY	0.00	0.00	0.00	0.00	0.00	0.00
141	E	71100	429	000	00004	000 INSTRUCTIONAL SUPPLIES-BCES	0.00	0.00	13,008.41	0.00	-13,008.41	0.00
141	E	71100	429	000	00005	000 INSTRUCTIONAL SUPPLIES-BCMS	0.00	0.00	0.00	0.00	0.00	0.00
141	E	71100	429	000	00006	000 INSTRUCTIONAL SUPPLIES-GVES	0.00	0.00	12,734.02	0.00	-12,734.02	0.00
141	E	71100	429	000	00007	000 INSTRUCTIONAL SUPPLIES-FBES	0.00	0.00	5,414.61	0.00	-5,414.61	0.00
141	E	71100	429	000	00008	000 INSTRUCTIONAL SUPPLIES-GES	0.00	0.00	9,056.65	0.00	-9,056.65	0.00
141	E	71100	429	000	00009	000 INSTRUCTIONAL SUPPLIES-JES	0.00	0.00	11,266.23	0.00	-11,266.23	0.00
141	E	71100	429	000	00010	000 INSTRUCTIONAL SUPPLIES-JMS	0.00	0.00	7,374.44	0.00	-7,374.44	0.00
141	E	71100	429	000	00011	000 INSTRUCTIONAL SUPPLIES-LES	0.00	0.00	9,940.57	0.00	-9,940.57	0.00
141	E	71100	429	000	00012	000 INSTRUCTIONAL SUPPLIES-SCES	0.00	0.00	4,538.62	0.00	-4,538.62	0.00
141	E	71100	429	000	00013	000 INSTRUCTIONAL SUPPLIES-SSES	0.00	0.00	9,638.38	0.00	-9,638.38	0.00
141	E	71100	429	000	00014	000 INSTRUCTIONAL SUPPLIES-WVES	0.00	0.00	8,315.61	0.00	-8,315.61	0.00
141	E	71100	429	000	00015	000 INSTRUCTIONAL SUPPLIES-DBHS	0.00	0.00	18,752.26	0.00	-18,752.26	0.00
141	E	71100	429	000	00016	000 INSTRUCTIONAL SUPPLIES-DCHS	0.00	0.00	20,227.73	0.00	-20,227.73	0.00
141	E	71100	429	000	00025	000 INSTRUCTIONAL SUPPLIES-RVES	0.00	0.00	14,530.23	0.00	-14,530.23	0.00

Account Level						2021-22	June 2021-22	2021-22	Encumbered	Unexpended	2021-22
Fnd	T Acct	Obj	Prj	Loc	Prg Description	Budget	Monthly Activity	FYTD Activity	Amount	Balance - YTD Act	FYTD %
71100					REGULAR INSTRUCTION						
141	E 71100	449	000	00000	000 TEXTBOOKS	130,000.00	1,777.00	117,986.96	0.00	12,013.04	90.76
141	E 71100	499	000	00000	000 OTHER SUPPLIES AND MATERIALS	633,932.00	14,984.12	426,576.74	0.00	207,355.26	67.29
141	E 71100	499	000	00000	100 OTHER SUPPLIES-CIVICS GRANT	24,000.00	0.00	0.00	0.00	24,000.00	0.00
141	E 71100	499	000	00000	200 GRANT FUNDS	0.00	569.03	14,458.70	0.00	-14,458.70	0.00
141	E 71100	499	000	00000	802 INSTR. SCIENCE CLASS SUPPLIES	0.00	2,208.33	25,175.04	0.00	-25,175.04	0.00
141	E 71100	499	000	00002	000 OTHER SUPPLIES & MAT.-ASBURY	0.00	0.00	0.00	0.00	0.00	0.00
141	E 71100	499	000	00003	000 OTHER SUPPLIES & MAT.-MIDWAY	0.00	0.00	0.00	0.00	0.00	0.00
141	E 71100	499	000	00004	000 OTHER SUPPLIES & MAT.-BCES	0.00	0.00	3,190.60	0.00	-3,190.60	0.00
141	E 71100	499	000	00005	000 OTHER SUPPLIES & MAT.-BCMS	0.00	0.00	0.00	0.00	0.00	0.00
141	E 71100	499	000	00006	000 OTHER SUPPLIES & MAT.-GVES	0.00	0.00	2,436.52	0.00	-2,436.52	0.00
141	E 71100	499	000	00007	000 OTHER SUPPLIES & MAT.-FBES	0.00	0.00	1,291.90	0.00	-1,291.90	0.00
141	E 71100	499	000	00008	000 OTHER SUPPLIES & MAT.-GES	0.00	0.00	2,285.17	0.00	-2,285.17	0.00
141	E 71100	499	000	00009	000 OTHER SUPPLIES & MAT.-JES	0.00	0.00	1,622.46	0.00	-1,622.46	0.00
141	E 71100	499	000	00010	000 OTHER SUPPLIES & MAT.-JMS	0.00	0.00	1,372.00	0.00	-1,372.00	0.00
141	E 71100	499	000	00011	000 OTHER SUPPLIES & MAT.-LES	0.00	0.00	4,237.38	0.00	-4,237.38	0.00
141	E 71100	499	000	00012	000 OTHER SUPPLIES & MAT.-SCES	0.00	0.00	870.10	0.00	-870.10	0.00
141	E 71100	499	000	00013	000 OTHER SUPPLIES & MAT.-SSES	0.00	0.00	1,225.52	0.00	-1,225.52	0.00
141	E 71100	499	000	00014	000 OTHER SUPPLIES & MAT.-WVES	0.00	0.00	1,716.82	0.00	-1,716.82	0.00
141	E 71100	499	000	00015	000 OTHER SUPPLIES & MAT.-DBHS	0.00	1,171.91	30,819.06	0.00	-30,819.06	0.00
141	E 71100	499	000	00016	000 OTHER SUPPLIES & MAT.-DCHS	0.00	23,065.71	50,107.40	0.00	-50,107.40	0.00
141	E 71100	499	000	00025	000 OTHER SUPPLIES & MAT.-RVES	0.00	0.00	52,627.12	0.00	-52,627.12	0.00
141	E 71100	599	000	00000	000 OTHER CHARGES	14,000.00	6,634.65	6,634.65	0.00	7,365.35	47.39
141	E 71100	---	---	-----	---	41,406,800.00	7,189,191.54	37,890,314.03	0.00	3,516,485.97	91.51
						=====	=====	=====	=====	=====	=====
71200					SPECIAL EDUCATION PROGRAM						
141	E 71200	116	000	00000	000 SP.ED. TEACHERS	2,752,907.00	580,985.86	2,548,087.23	0.00	204,819.77	92.56
141	E 71200	117	000	00000	000 CAREER LADDER PROGRAM	12,000.00	0.00	3,000.00	0.00	9,000.00	25.00
141	E 71200	128	000	00000	000 HOMEBOUND TEACHERS	20,400.00	1,460.00	13,600.00	0.00	6,800.00	66.67
141	E 71200	163	000	00000	000 EDUCATIONAL ASSISTANTS	361,934.00	27,512.91	283,786.96	0.00	78,147.04	78.41
141	E 71200	171	000	00000	000 SPEECH PATHOLOGIST	211,203.00	52,749.81	210,859.24	0.00	343.76	99.84
141	E 71200	189	000	00000	000 OTHER SALARIES	175,617.00	8,634.98	109,499.02	0.00	66,117.98	62.35
141	E 71200	195	000	00000	000 CERTIFIED SUBSTITUTE TEACHERS	20,000.00	560.00	11,550.00	0.00	8,450.00	57.75
141	E 71200	198	000	00000	000 NON-CERTIFIED SUBSTITUTE TEACH	65,000.00	1,190.00	13,790.00	0.00	51,210.00	21.22
141	E 71200	201	000	00000	000 SOCIAL SECURITY	224,382.00	40,413.37	183,988.60	0.00	40,393.40	82.00

Account Level		2021-22	June 2021-22	2021-22	Encumbered	Unexpended	2021-22
Fnd T Acct	Obj Prj Loc Prg Description	Budget	Monthly Activity	FYTD Activity	Amount	Balance - YTD Act	FYTD %
71200	SPECIAL EDUCATION PROGRAM						
141 E 71200 204 000 00000 000	STATE RETIREMENT	320,299.00	54,153.05	285,828.42	0.00	34,470.58	89.24
141 E 71200 206 000 00000 000	LIFE INSURANCE	2,810.00	17.58	2,810.00	0.00	0.00	100.00
141 E 71200 207 000 00000 000	MEDICAL INSURANCE	555,667.00	59,267.20	581,099.68	0.00	-25,432.68	104.58
141 E 71200 212 000 00000 000	EMPLOYER MEDICARE	52,476.00	9,451.55	43,340.29	0.00	9,135.71	82.59
141 E 71200 299 000 00000 000	OTHER FRINGE BENEFITS	0.00	0.00	0.00	0.00	0.00	0.00
141 E 71200 399 000 00000 000	OTHER CONTRACTED SERVICES	6,000.00	0.00	0.00	0.00	6,000.00	0.00
141 E 71200 429 000 00000 000	INSTRUCTIONAL SUPPLIES & MATER	22,400.00	0.00	1,212.32	0.00	21,187.68	5.41
141 E 71200 429 000 00002 000	INSTRUCTIONAL SUP. & MAT.-ASBU	0.00	0.00	0.00	0.00	0.00	0.00
141 E 71200 429 000 00003 000	INSTRUCTIONAL SUP. & MAT.-MIDW	0.00	0.00	0.00	0.00	0.00	0.00
141 E 71200 429 000 00004 000	INSTRUCTIONAL SUP. & MAT.-BCES	0.00	0.00	2,401.62	0.00	-2,401.62	0.00
141 E 71200 429 000 00005 000	INSTRUCTIONAL SUP. & MAT.-BCMS	0.00	0.00	0.00	0.00	0.00	0.00
141 E 71200 429 000 00006 000	INSTRUCTIONAL SUP. & MAT.-GVES	0.00	0.00	3,979.73	0.00	-3,979.73	0.00
141 E 71200 429 000 00007 000	INSTRUCTIONAL SUP. & MAT.-FBES	0.00	0.00	198.83	0.00	-198.83	0.00
141 E 71200 429 000 00008 000	INSTRUCTIONAL SUP. & MAT.-GES	0.00	0.00	244.29	0.00	-244.29	0.00
141 E 71200 429 000 00009 000	INSTRUCTIONAL SUP. & MAT.-JES	0.00	0.00	1,332.01	0.00	-1,332.01	0.00
141 E 71200 429 000 00010 000	INSTRUCTIONAL SUP. & MAT.-JMS	0.00	0.00	595.39	0.00	-595.39	0.00
141 E 71200 429 000 00011 000	INSTRUCTIONAL SUP. & MAT.-LES	0.00	0.00	966.69	0.00	-966.69	0.00
141 E 71200 429 000 00012 000	INSTRUCTIONAL SUP. & MAT.-SCES	0.00	0.00	114.34	0.00	-114.34	0.00
141 E 71200 429 000 00013 000	INSTRUCTIONAL SUP. & MAT.-SSES	0.00	0.00	541.12	0.00	-541.12	0.00
141 E 71200 429 000 00014 000	INSTRUCTIONAL SUP. & MAT.-WVES	0.00	0.00	595.96	0.00	-595.96	0.00
141 E 71200 429 000 00015 000	INSTRUCTIONAL SUP. & MAT.-DBHS	0.00	0.00	988.83	0.00	-988.83	0.00
141 E 71200 429 000 00016 000	INSTRUCTIONAL SUP. & MAT.-DCHS	0.00	0.00	1,055.64	0.00	-1,055.64	0.00
141 E 71200 429 000 00025 000	INSTRUCTIONAL SUP. & MAT.-RVES	0.00	0.00	1,012.92	0.00	-1,012.92	0.00
141 E 71200 599 000 00000 000	OTHER CHARGES	6,140.00	59.96	820.91	0.00	5,319.09	13.37
141 E 71200 --- --- ----- ---		4,809,235.00	836,456.27	4,307,300.04	0.00	501,934.96	89.56
=====		=====	=====	=====	=====	=====	=====
71300	VOCATIONAL EDUCATION PROGRAM						
141 E 71300 116 000 00000 000	VOCATIONAL TEACHERS	1,834,604.00	397,318.63	1,757,905.75	0.00	76,698.25	95.82
141 E 71300 117 000 00000 000	CAREER LADDER PROGRAM	2,000.00	0.00	0.00	0.00	2,000.00	0.00
141 E 71300 163 000 00000 000	EDUCATIONAL ASSISTANTS	28,060.00	0.00	0.00	0.00	28,060.00	0.00
141 E 71300 195 000 00000 000	CERTIFIED SUBSTITUTE TEACHERS	20,000.00	2,170.00	17,815.00	0.00	2,185.00	89.08
141 E 71300 198 000 00000 000	NON-CERTIFIED SUBSTITUTE TEACH	25,000.00	1,505.00	23,660.00	0.00	1,340.00	94.64
141 E 71300 201 000 00000 000	SOCIAL SECURITY	115,299.00	24,173.99	104,566.41	0.00	10,732.59	90.69
141 E 71300 204 000 00000 000	STATE RETIREMENT	186,717.00	34,817.80	168,459.45	0.00	18,257.55	90.22

Fnd T	Acct	Obj	Prj	Loc	Prg	Account Level Description	2021-22 Budget	June 2021-22 Monthly Activity	2021-22 FYTD Activity	Encumbered Amount	Unexpended Balance - YTD Act	2021-22 FYTD %
71300						VOCATIONAL EDUCATION PROGRAM						
141 E	71300	206	000	00000	000	LIFE INSURANCE	1,305.00	81.50	1,305.00	0.00	0.00	100.00
141 E	71300	207	000	00000	000	MEDICAL INSURANCE	247,502.00	24,082.50	244,227.60	0.00	3,274.40	98.68
141 E	71300	212	000	00000	000	EMPLOYER MEDICARE	26,965.00	5,653.49	24,454.82	0.00	2,510.18	90.69
141 E	71300	299	000	00000	000	OTHER FRINGE BENEFITS	503.00	0.00	0.00	0.00	503.00	0.00
141 E	71300	429	000	00000	000	INSTRUCTIONAL SUPPLIES & MATER	130,533.00	327.20	48,044.07	0.00	82,488.93	36.81
141 E	71300	429	000	00002	000	INSTRUCTIONAL SUP. & MAT-ASB	0.00	0.00	0.00	0.00	0.00	0.00
141 E	71300	429	000	00003	000	INSTRUCTIONAL SUP. & MAT-MIDWA	0.00	0.00	0.00	0.00	0.00	0.00
141 E	71300	429	000	00004	000	INSTRUCTIONAL SUP. & MAT-BCES	0.00	0.00	0.00	0.00	0.00	0.00
141 E	71300	429	000	00005	000	INSTRUCTIONAL SUP. & MAT-BCMS	0.00	0.00	0.00	0.00	0.00	0.00
141 E	71300	429	000	00006	000	INSTRUCTIONAL SUP. & MAT-GVES	0.00	0.00	0.00	0.00	0.00	0.00
141 E	71300	429	000	00007	000	INSTRUCTIONAL SUP. & MAT-FBES	0.00	0.00	0.00	0.00	0.00	0.00
141 E	71300	429	000	00008	000	INSTRUCTIONAL SUP. & MAT-GES	0.00	0.00	0.00	0.00	0.00	0.00
141 E	71300	429	000	00009	000	INSTRUCTIONAL SUP. & MAT-JES	0.00	0.00	0.00	0.00	0.00	0.00
141 E	71300	429	000	00010	000	INSTRUCTIONAL SUP. & MAT-JMS	0.00	0.00	0.00	0.00	0.00	0.00
141 E	71300	429	000	00011	000	INSTRUCTIONAL SUP. & MAT-LES	0.00	0.00	0.00	0.00	0.00	0.00
141 E	71300	429	000	00012	000	INSTRUCTIONAL SUP. & MAT-SCES	0.00	0.00	0.00	0.00	0.00	0.00
141 E	71300	429	000	00013	000	INSTRUCTIONAL SUP. & MAT-SSES	0.00	0.00	0.00	0.00	0.00	0.00
141 E	71300	429	000	00014	000	INSTRUCTIONAL SUP. & MAT-WVES	0.00	0.00	0.00	0.00	0.00	0.00
141 E	71300	429	000	00015	000	INSTRUCTIONAL SUP. & MAT-DBHS	0.00	205.16	26,049.05	0.00	-26,049.05	0.00
141 E	71300	429	000	00016	000	INSTRUCTIONAL SUP. & MAT-DCHS	0.00	1,027.16	31,164.20	0.00	-31,164.20	0.00
141 E	71300	429	000	00025	000	INSTRUCTIONAL SUP. & MAT-RVES	0.00	0.00	0.00	0.00	0.00	0.00
141 E	71300	429	001	00000	000	SUPPLIES & MATERIALS_CTE GRANT	0.00	0.00	10,859.38	0.00	-10,859.38	0.00
141 E	71300	718	000	00000	000	MOTOR VEHICLE	0.00	0.00	0.00	0.00	0.00	0.00
141 E	71300	730	000	00000	000	VOCATIONAL INSTRUCTION EQUIPME	271,000.00	39,689.68	122,547.40	0.00	148,452.60	45.22
141 E	71300	730	000	00002	000	VOCATIONAL INSTR EQUIP-ASB	0.00	0.00	0.00	0.00	0.00	0.00
141 E	71300	730	000	00003	000	VOCATIONAL INSTR EQUIP-MIDWAY	0.00	0.00	0.00	0.00	0.00	0.00
141 E	71300	730	000	00004	000	VOCATIONAL INSTR EQUIP-BCES	0.00	0.00	0.00	0.00	0.00	0.00
141 E	71300	730	000	00005	000	VOCATIONAL INSTR EQUIP-BCMS	0.00	0.00	0.00	0.00	0.00	0.00
141 E	71300	730	000	00006	000	VOCATIONAL INSTR EQUIP-GVES	0.00	0.00	0.00	0.00	0.00	0.00
141 E	71300	730	000	00007	000	VOCATIONAL INSTR EQUIP-FBES	0.00	0.00	0.00	0.00	0.00	0.00
141 E	71300	730	000	00008	000	VOCATIONAL INSTR EQUIP-GES	0.00	0.00	0.00	0.00	0.00	0.00
141 E	71300	730	000	00009	000	VOCATIONAL INSTR EQUIP-JES	0.00	0.00	0.00	0.00	0.00	0.00
141 E	71300	730	000	00010	000	VOCATIONAL INSTR EQUIP-JMS	0.00	0.00	0.00	0.00	0.00	0.00
141 E	71300	730	000	00011	000	VOCATIONAL INSTR EQUIP-LES	0.00	0.00	0.00	0.00	0.00	0.00
141 E	71300	730	000	00012	000	VOCATIONAL INSTR EQUIP-SCES	0.00	0.00	0.00	0.00	0.00	0.00
141 E	71300	730	000	00013	000	VOCATIONAL INSTR EQUIP-SSES	0.00	0.00	0.00	0.00	0.00	0.00
141 E	71300	730	000	00014	000	VOCATIONAL INSTR EQUIP-WVES	0.00	0.00	0.00	0.00	0.00	0.00
141 E	71300	730	000	00015	000	VOCATIONAL INSTR EQUIP-DBHS	0.00	3,100.00	23,880.00	0.00	-23,880.00	0.00

Fnd T Acct	Obj Prj Loc	Prg	Account Level Description	2021-22 Budget	June 2021-22 Monthly Activity	2021-22 FYTD Activity	Encumbered Amount	Unexpended Balance - YTD Act	2021-22 FYTD %
72110 ATTENDANCE PROGRAM									
141 E 72110	355 000	00000 000	TRAVEL	6,000.00	172.96	4,192.13	0.00	1,807.87	69.87
141 E 72110	499 000	00000 000	OTHER SUPPLIES AND MATERIALS	1,500.00	0.00	1,509.11	0.00	-9.11	100.61
141 E 72110	499 000	00000 100	OTHER SUPPLIES & MATERIALS_D	0.00	0.00	0.00	0.00	0.00	0.00
				<hr/>	<hr/>	<hr/>	<hr/>	<hr/>	<hr/>
141 E 72110	---	---	-----	157,562.00	19,711.73	146,931.83	0.00	10,630.17	93.25
				=====	=====	=====	=====	=====	=====
72120 HEALTH SERVICES									
141 E 72120	131 000	00000 000	MEDICAL PERSONNEL	261,218.00	43,851.62	260,672.25	0.00	545.75	99.79
141 E 72120	189 000	00000 000	OTHER SALARIES & WAGES	455,553.00	103,709.84	398,695.70	0.00	56,857.30	87.52
141 E 72120	201 000	00000 000	SOCIAL SECURITY	44,459.00	8,897.09	38,514.98	0.00	5,944.02	86.63
141 E 72120	204 000	00000 000	STATE RETIREMENT	55,103.00	13,287.37	55,876.94	0.00	-773.94	101.40
141 E 72120	206 000	00000 000	LIFE INSURANCE	443.00	41.92	443.00	0.00	0.00	100.00
141 E 72120	207 000	00000 000	MEDICAL INSURANCE	143,701.00	13,314.40	127,084.40	0.00	16,616.60	88.44
141 E 72120	212 000	00000 000	EMPLOYER MEDICARE	10,410.00	2,080.75	9,007.47	0.00	1,402.53	86.53
141 E 72120	299 000	00000 000	OTHER FRINGE BENEFITS	0.00	0.00	0.00	0.00	0.00	0.00
141 E 72120	355 000	00000 000	TRAVEL	10,000.00	5,705.21	9,774.64	0.00	225.36	97.75
141 E 72120	399 000	00000 000	OTHER CONTRACTED SERVICES	12,500.00	2,959.91	6,891.05	0.00	5,608.95	55.13
141 E 72120	399 000	00000 100	OTHER C & S - DONATION	0.00	0.00	0.00	0.00	0.00	0.00
141 E 72120	413 000	00000 000	DRUGS AND MEDICAL SUPPLIES	0.00	0.00	0.00	0.00	0.00	0.00
141 E 72120	499 000	00000 000	OTHER SUPPLIES AND MATERIALS	33,295.00	10,791.11	35,686.04	0.00	-2,391.04	107.18
141 E 72120	499 999	00000 000	OTHER SUPPLIES-DONATIONS	0.00	0.00	0.00	0.00	0.00	0.00
141 E 72120	599 000	00000 000	OTHER CHARGES	5,000.00	425.81	2,478.19	0.00	2,521.81	49.56
				<hr/>	<hr/>	<hr/>	<hr/>	<hr/>	<hr/>
141 E 72120	---	---	-----	1,031,682.00	205,065.03	945,124.66	0.00	86,557.34	91.61
				=====	=====	=====	=====	=====	=====
72130 OTHER STUDENT SUPPORT									
141 E 72130	117 000	00000 000	CAREER LADDER PROGRAM	2,000.00	0.00	2,000.00	0.00	0.00	100.00
141 E 72130	123 000	00000 000	GUIDANCE PERSONNEL	1,010,754.00	228,896.84	982,025.46	0.00	28,728.54	97.16
141 E 72130	201 000	00000 000	SOCIAL SECURITY	62,791.00	13,872.14	57,874.03	0.00	4,916.97	92.17
141 E 72130	204 000	00000 000	STATE RETIREMENT	97,326.00	21,634.40	97,277.81	0.00	48.19	99.95
141 E 72130	206 000	00000 000	LIFE INSURANCE	778.00	63.87	778.00	0.00	0.00	100.00
141 E 72130	207 000	00000 000	MEDICAL INSURANCE	169,463.00	15,552.60	148,780.60	0.00	20,682.40	87.80

Account Level						2021-22	June 2021-22	2021-22	Encumbered	Unexpended	2021-22
Fnd T Acct	Obj Prj Loc	Prg	Description	Budget	Monthly Activity	FYTD Activity	Amount	Balance - YTD Act	FYTD %		
72130	OTHER STUDENT SUPPORT										
141 E 72130 212 000 00000 000	EMPLOYER MEDICARE					14,685.00	3,244.34	13,535.16	0.00	1,149.84	92.17
141 E 72130 299 000 00000 000	OTHER FRINGE BENEFITS					0.00	0.00	0.00	0.00	0.00	0.00
141 E 72130 309 000 00000 000	CONTRACTS WITH GOVERNMENT AGEN					90,000.00	90,000.00	90,000.00	0.00	0.00	100.00
141 E 72130 310 000 00000 000	CONTRACTS W OTHER GOV. AGEN.					0.00	0.00	0.00	0.00	0.00	0.00
141 E 72130 322 000 00000 000	EVALUATION AND TESTING					70,000.00	23,680.00	76,435.15	0.00	-6,435.15	109.19
141 E 72130 499 000 00000 000	OTHER SUPPLIES AND MATERIALS					7,200.00	0.00	0.00	0.00	7,200.00	0.00
141 E 72130 499 000 00002 000	OTHER SUPPLIES AND MAT.-ASB					0.00	0.00	0.00	0.00	0.00	0.00
141 E 72130 499 000 00003 000	OTHER SUPPLIES AND MAT.-MIDWAY					0.00	0.00	0.00	0.00	0.00	0.00
141 E 72130 499 000 00004 000	OTHER SUPPLIES AND MAT.-BCES					0.00	0.00	399.07	0.00	-399.07	0.00
141 E 72130 499 000 00005 000	OTHER SUPPLIES AND MAT.-BCMS					0.00	0.00	0.00	0.00	0.00	0.00
141 E 72130 499 000 00006 000	OTHER SUPPLIES AND MAT.-GVES					0.00	0.00	263.16	0.00	-263.16	0.00
141 E 72130 499 000 00007 000	OTHER SUPPLIES AND MAT.-FBES					0.00	0.00	146.76	0.00	-146.76	0.00
141 E 72130 499 000 00008 000	OTHER SUPPLIES AND MAT.-GES					0.00	0.00	377.62	0.00	-377.62	0.00
141 E 72130 499 000 00009 000	OTHER SUPPLIES AND MAT.-JES					0.00	0.00	217.70	0.00	-217.70	0.00
141 E 72130 499 000 00010 000	OTHER SUPPLIES AND MAT.-JMS					0.00	0.00	300.33	0.00	-300.33	0.00
141 E 72130 499 000 00011 000	OTHER SUPPLIES AND MAT.-LES					0.00	0.00	339.95	0.00	-339.95	0.00
141 E 72130 499 000 00012 000	OTHER SUPPLIES AND MAT.-SCES					0.00	0.00	3.99	0.00	-3.99	0.00
141 E 72130 499 000 00013 000	OTHER SUPPLIES AND MAT.-SSES					0.00	0.00	130.50	0.00	-130.50	0.00
141 E 72130 499 000 00014 000	OTHER SUPPLIES AND MAT.-WVES					0.00	0.00	0.00	0.00	0.00	0.00
141 E 72130 499 000 00015 000	OTHER SUPPLIES AND MAT.-DBHS					0.00	0.00	1,198.46	0.00	-1,198.46	0.00
141 E 72130 499 000 00016 000	OTHER SUPPLIES AND MAT.-DCHS					0.00	0.00	1,205.29	0.00	-1,205.29	0.00
141 E 72130 499 000 00025 000	OTHER SUPPLIES AND MAT.-RVES					0.00	0.00	386.95	0.00	-386.95	0.00
141 E 72130 790 000 00000 000	OTHER EQUIPMENT					127,517.00	0.00	127,516.40	0.00	0.60	100.00
						<hr/>	<hr/>	<hr/>	<hr/>	<hr/>	<hr/>
141 E 72130 --- --- ----- ---						1,652,514.00	396,944.19	1,601,192.39	0.00	51,321.61	96.89
						=====	=====	=====	=====	=====	=====
72210	SUPPORT REGULAR INSTRUCTION										
141 E 72210 105 000 00000 000	SUPERVISOR/DIRECTOR					387,550.00	27,618.04	357,916.00	0.00	29,634.00	92.35
141 E 72210 117 000 00000 000	CAREER LADDER PROGRAM					12,000.00	0.00	3,000.00	0.00	9,000.00	25.00
141 E 72210 127 000 00000 000	CAREER LADDER EXTENDED CONTRAC					0.00	0.00	0.00	0.00	0.00	0.00
141 E 72210 129 000 00000 000	LIBRARIANS					836,781.00	180,903.18	723,361.35	0.00	113,419.65	86.45
141 E 72210 138 000 00000 000	TECHNOLOGY PERSONNEL					0.00	0.00	0.00	0.00	0.00	0.00
141 E 72210 162 000 00000 000	CLERICAL PERSONNEL					206,529.00	14,543.44	143,883.07	0.00	62,645.93	69.67
141 E 72210 189 000 00000 000	OTHER SALARIES & WAGES					44,000.00	66,235.17	66,235.17	0.00	-22,235.17	150.53
141 E 72210 201 000 00000 000	SOCIAL SECURITY					91,801.00	17,506.39	76,297.65	0.00	15,503.35	83.11

Fnd T	Acct	Obj	Prj	Loc	Prg	Account Level Description	2021-22 Budget	June 2021-22 Monthly Activity	2021-22 FYTD Activity	Encumbered Amount	Unexpended Balance - YTD Act	2021-22 FYTD %
72210						SUPPORT REGULAR INSTRUCTION						
141 E	72210	204	000	00000	000	STATE RETIREMENT	150,838.00	27,013.18	126,577.90	0.00	24,260.10	83.92
141 E	72210	206	000	00000	000	LIFE INSURANCE	921.00	70.74	921.00	0.00	0.00	100.00
141 E	72210	207	000	00000	000	MEDICAL INSURANCE	181,712.00	18,660.40	171,374.40	0.00	10,337.60	94.31
141 E	72210	212	000	00000	000	EMPLOYER MEDICARE	21,521.00	4,094.27	17,843.90	0.00	3,677.10	82.91
141 E	72210	299	000	00000	000	OTHER FRINGE BENEFITS	0.00	0.00	0.00	0.00	0.00	0.00
141 E	72210	336	000	00000	000	MAINTENANCE AND REPAIR SERVICE	25,000.00	353.31	21,590.99	0.00	3,409.01	86.36
141 E	72210	355	000	00000	000	TRAVEL	43,000.00	2,810.50	28,039.57	0.00	14,960.43	65.21
141 E	72210	432	000	00000	000	LIBRARY BOOKS	100,000.00	0.00	0.00	0.00	100,000.00	0.00
141 E	72210	432	000	00002	000	LIBRARY BOOKS-ASBURY	0.00	0.00	0.00	0.00	0.00	0.00
141 E	72210	432	000	00003	000	LIBRARY BOOKS-MIDWAY	0.00	0.00	0.00	0.00	0.00	0.00
141 E	72210	432	000	00004	000	LIBRARY BOOKS-BCES	0.00	0.00	10,170.23	0.00	-10,170.23	0.00
141 E	72210	432	000	00005	000	LIBRARY BOOKS-BCMS	0.00	0.00	0.00	0.00	0.00	0.00
141 E	72210	432	000	00006	000	LIBRARY BOOKS-GVES	0.00	0.00	8,327.34	0.00	-8,327.34	0.00
141 E	72210	432	000	00007	000	LIBRARY BOOKS-FBES	0.00	0.00	2,763.85	0.00	-2,763.85	0.00
141 E	72210	432	000	00008	000	LIBRARY BOOKS-GES	0.00	0.00	6,721.57	0.00	-6,721.57	0.00
141 E	72210	432	000	00009	000	LIBRARY BOOKS-JES	0.00	0.00	6,161.57	0.00	-6,161.57	0.00
141 E	72210	432	000	00010	000	LIBRARY BOOKS-JMS	0.00	0.00	6,780.39	0.00	-6,780.39	0.00
141 E	72210	432	000	00011	000	LIBRARY BOOKS-LES	0.00	0.00	6,800.92	0.00	-6,800.92	0.00
141 E	72210	432	000	00012	000	LIBRARY BOOKS-SCES	0.00	0.00	2,647.10	0.00	-2,647.10	0.00
141 E	72210	432	000	00013	000	LIBRARY BOOKS-SSES	0.00	0.00	4,677.72	0.00	-4,677.72	0.00
141 E	72210	432	000	00014	000	LIBRARY BOOKS-WVES	0.00	0.00	0.00	0.00	0.00	0.00
141 E	72210	432	000	00015	000	LIBRARY BOOKS-DBHS	0.00	0.00	15,849.77	0.00	-15,849.77	0.00
141 E	72210	432	000	00016	000	LIBRARY BOOKS-DCHS	0.00	7.99	11,781.31	0.00	-11,781.31	0.00
141 E	72210	432	000	00025	000	LIBRARY BOOKS-RVES	0.00	0.00	9,592.45	0.00	-9,592.45	0.00
141 E	72210	499	000	00000	000	OTHER SUPPLIES AND MATERIALS	10,000.00	0.00	1,279.90	0.00	8,720.10	12.80
141 E	72210	524	000	00000	000	IN SERVICE / STAFF DEVELOPMENT	140,000.00	1,527.12	52,954.68	0.00	87,045.32	37.82
141 E	72210	---	---	-----	---		2,251,653.00	361,343.73	1,883,549.80	0.00	368,103.20	83.65
72220						SUPPORT SPECIAL EDUCATION -						
141 E	72220	105	000	00000	000	SUPERVISOR/DIRECTOR	161,137.00	13,398.93	160,787.16	0.00	349.84	99.78
141 E	72220	117	000	00000	000	CAREER LADDER PROGRAM	4,000.00	0.00	0.00	0.00	4,000.00	0.00
141 E	72220	124	000	00000	000	PSYCHOLOGICAL PERSONNEL	58,113.00	14,278.26	57,113.04	0.00	999.96	98.28
141 E	72220	127	000	00000	000	CAREER LADDER EXTENDED CONTRAC	0.00	0.00	0.00	0.00	0.00	0.00
141 E	72220	135	000	00000	000	ASSESSMENT PERSONNEL	168,518.00	41,879.79	167,519.16	0.00	998.84	99.41

Fnd T	Acct	Obj	Prj	Loc	Prg	Account Level Description	2021-22 Budget	June 2021-22 Monthly Activity	2021-22 FYTD Activity	Encumbered Amount	Unexpended Balance - YTD Act	2021-22 FYTD %
72250 SUPPORT EDUCATION TECHNOLOGY												
141	E	72250	105	000	00000	000 TECHNOLOGY SUPERVISOR	269,670.00	20,499.35	259,729.80	0.00	9,940.20	96.31
141	E	72250	121	000	00000	000 DATA PROCESSING PERSONNEL	169,626.00	12,042.20	145,731.29	0.00	23,894.71	85.91
141	E	72250	138	000	00000	000 INSTRUCTIONAL COMPUTER PERSONN	54,932.00	13,733.01	54,932.04	0.00	-0.04	100.00
141	E	72250	189	000	00000	000 OTHER SALARIES & WAGES	316,282.00	23,768.00	298,704.32	0.00	17,577.68	94.44
141	E	72250	201	000	00000	000 SOCIAL SECURITY	49,632.00	4,042.28	44,295.30	0.00	5,336.70	89.25
141	E	72250	204	000	00000	000 STATE RETIREMENT	76,929.00	6,521.59	67,754.56	0.00	9,174.44	88.07
141	E	72250	206	000	00000	000 LIFE INSURANCE	479.00	44.42	479.00	0.00	0.00	100.00
141	E	72250	207	000	00000	000 MEDICAL INSURANCE	104,942.00	10,984.60	115,110.70	0.00	-10,168.70	109.69
141	E	72250	212	000	00000	000 EMPLOYER MEDICARE	11,607.00	977.01	10,613.28	0.00	993.72	91.44
141	E	72250	299	000	00000	000 OTHER FRINGE BENEFITS	0.00	0.00	0.00	0.00	0.00	0.00
141	E	72250	350	000	00000	000 INTERNET CONNECTIVITY FEE	100,000.00	5,926.00	65,191.61	0.00	34,808.39	65.19
141	E	72250	355	000	00000	000 TRAVEL	7,000.00	55.46	7,021.74	0.00	-21.74	100.31
141	E	72250	399	000	00000	000 OTHER CONTRACTED SERVICES	607,371.00	-50,966.59	440,346.60	0.00	167,024.40	72.50
141	E	72250	499	000	00000	000 OTHER SUPPLIES & MATERIALS	498,531.00	21,567.18	314,438.22	0.00	184,092.78	63.07
141	E	72250	524	440	00000	000 IN-SERVICE/STAFF DEVELOPMENT	0.00	0.00	0.00	0.00	0.00	0.00
141	E	72250	599	000	00000	000 OTHER CHARGES	0.00	0.00	0.00	0.00	0.00	0.00
141 E 72250 --- --- ----- ---							2,267,001.00	69,194.51	1,824,348.46	0.00	442,652.54	80.47
							=====	=====	=====	=====	=====	=====
72310 BOARD OF EDUCATION SERVICES												
141	E	72310	191	000	00000	000 BOARD AND COMMITTEE MEMBERS FE	40,000.00	2,070.00	32,670.00	0.00	7,330.00	81.68
141	E	72310	201	000	00000	000 SOCIAL SECURITY	1,860.00	76.04	1,496.07	0.00	363.93	80.43
141	E	72310	204	000	00000	000 STATE RETIREMENT	2,883.00	177.32	2,786.51	0.00	96.49	96.65
141	E	72310	207	000	00000	000 MEDICAL INSURANCE	54,351.00	2,979.60	24,193.20	0.00	30,157.80	44.51
141	E	72310	212	000	00000	000 EMPLOYER MEDICARE	435.00	21.06	403.26	0.00	31.74	92.70
141	E	72310	305	000	00000	000 AUDIT SERVICES	65,000.00	0.00	64,820.00	0.00	180.00	99.72
141	E	72310	320	000	00000	000 DUES AND MEMBERSHIPS	33,669.00	0.00	12,282.00	0.00	21,387.00	36.48
141	E	72310	331	000	00000	000 LEGAL SERVICES	54,000.00	4,500.00	54,000.00	0.00	0.00	100.00
141	E	72310	355	000	00000	000 TRAVEL	23,000.00	0.00	21,423.45	0.00	1,576.55	93.15
141	E	72310	399	000	00000	000 OTHER CONTRACTED SERVICES	179,000.00	0.00	77,093.89	0.00	101,906.11	43.07
141	E	72310	502	000	00000	000 BUILDING & CONTENTS INSURANCE	130,613.00	0.00	130,613.00	0.00	0.00	100.00
141	E	72310	506	000	00000	000 LIABILITY INSURANCE	46,159.00	0.00	46,159.00	0.00	0.00	100.00
141	E	72310	508	000	00000	000 PREMIUMS ON CORPORATE SURETY B	16,554.00	0.00	0.00	0.00	16,554.00	0.00
141	E	72310	510	000	00000	000 TRUSTEE'S COMMISSION	580,000.00	17,366.04	594,833.77	0.00	-14,833.77	102.56
141	E	72310	513	000	00000	000 WORKER'S COMPENSATION INSURANC	295,980.00	0.00	285,662.00	0.00	10,318.00	96.51

Fnd T Acct	Obj Prj Loc	Prg	Account Level Description	2021-22 Budget	June 2021-22 Monthly Activity	2021-22 FYTD Activity	Encumbered Amount	Unexpended Balance - YTD Act	2021-22 FYTD %
72410			OFFICE OF THE PRINCIPAL						
141 E 72410 189 000 00000 000			OTHER SALARIES & WAGES	125,395.00	10,423.18	125,078.16	0.00	316.84	99.75
141 E 72410 201 000 00000 000			SOCIAL SECURITY	193,048.00	30,372.79	171,143.38	0.00	21,904.62	88.65
141 E 72410 204 000 00000 000			STATE RETIREMENT	314,455.00	50,590.43	296,197.85	0.00	18,257.15	94.19
141 E 72410 206 000 00000 000			LIFE INSURANCE	1,795.00	79.58	1,795.00	0.00	0.00	100.00
141 E 72410 207 000 00000 000			MEDICAL INSURANCE	487,700.00	52,182.40	498,384.00	0.00	-10,684.00	102.19
141 E 72410 212 000 00000 000			EMPLOYER MEDICARE	45,148.00	7,103.31	40,025.30	0.00	5,122.70	88.65
141 E 72410 299 000 00000 000			OTHER FRINGE BENEFITS	0.00	0.00	0.00	0.00	0.00	0.00
141 E 72410 307 000 00000 000			COMMUNICATION	25,000.00	0.00	19,999.97	0.00	5,000.03	80.00
141 E 72410 307 000 00002 000			COMMUNICATION-ASBURY	0.00	0.00	0.00	0.00	0.00	0.00
141 E 72410 307 000 00003 000			COMMUNICATION-MIDWAY	0.00	0.00	0.00	0.00	0.00	0.00
141 E 72410 307 000 00004 000			COMMUNICATION-BCES	0.00	0.00	0.00	0.00	0.00	0.00
141 E 72410 307 000 00005 000			COMMUNICATION-BCMS	0.00	0.00	0.00	0.00	0.00	0.00
141 E 72410 307 000 00006 000			COMMUNICATION-GVES	0.00	0.00	0.00	0.00	0.00	0.00
141 E 72410 307 000 00007 000			COMMUNICATION-FBES	0.00	0.00	0.00	0.00	0.00	0.00
141 E 72410 307 000 00008 000			COMMUNICATION-GES	0.00	0.00	0.00	0.00	0.00	0.00
141 E 72410 307 000 00009 000			COMMUNICATION-JES	0.00	0.00	0.00	0.00	0.00	0.00
141 E 72410 307 000 00010 000			COMMUNICATION-JMS	0.00	0.00	0.00	0.00	0.00	0.00
141 E 72410 307 000 00011 000			COMMUNICATION-LES	0.00	0.00	0.00	0.00	0.00	0.00
141 E 72410 307 000 00012 000			COMMUNICATION-SCES	0.00	0.00	0.00	0.00	0.00	0.00
141 E 72410 307 000 00013 000			COMMUNICATION-SSES	0.00	0.00	0.00	0.00	0.00	0.00
141 E 72410 307 000 00014 000			COMMUNICATION-WVES	0.00	0.00	0.00	0.00	0.00	0.00
141 E 72410 307 000 00015 000			COMMUNICATION-DBHS	0.00	0.00	0.00	0.00	0.00	0.00
141 E 72410 307 000 00016 000			COMMUNICATION-DCHS	0.00	0.00	0.00	0.00	0.00	0.00
141 E 72410 307 000 00025 000			COMMUNICATION-RVES	0.00	0.00	0.00	0.00	0.00	0.00
141 E 72410 355 000 00000 000			TRAVEL	7,000.00	323.83	3,463.90	0.00	3,536.10	49.48
141 E 72410 499 000 00000 000			OTHER SUPPLIES AND MATERIALS	71,274.00	0.00	34,232.64	0.00	37,041.36	48.03
141 E 72410 499 000 00002 000			OTHER SUPP. & MATERIALS-ASBURY	0.00	0.00	0.00	0.00	0.00	0.00
141 E 72410 499 000 00003 000			OTHER SUPP. & MATERIALS-MIDWAY	0.00	0.00	0.00	0.00	0.00	0.00
141 E 72410 499 000 00004 000			OTHER SUPP. & MATERIALS-BCES	0.00	0.00	397.78	0.00	-397.78	0.00
141 E 72410 499 000 00005 000			OTHER SUPP. & MATERIALS-BCMS	0.00	0.00	0.00	0.00	0.00	0.00
141 E 72410 499 000 00006 000			OTHER SUPP. & MATERIALS-GVES	0.00	0.00	165.27	0.00	-165.27	0.00
141 E 72410 499 000 00007 000			OTHER SUPP. & MATERIALS-FBES	0.00	0.00	288.09	0.00	-288.09	0.00
141 E 72410 499 000 00008 000			OTHER SUPP. & MATERIALS-GES	0.00	0.00	186.72	0.00	-186.72	0.00
141 E 72410 499 000 00009 000			OTHER SUPP. & MATERIALS-JES	0.00	0.00	401.73	0.00	-401.73	0.00
141 E 72410 499 000 00010 000			OTHER SUPP. & MATERIALS-JMS	0.00	0.00	397.30	0.00	-397.30	0.00
141 E 72410 499 000 00011 000			OTHER SUPP. & MATERIALS-LES	0.00	0.00	433.28	0.00	-433.28	0.00
141 E 72410 499 000 00012 000			OTHER SUPP. & MATERIALS-SCES	0.00	0.00	395.58	0.00	-395.58	0.00
141 E 72410 499 000 00013 000			OTHER SUPP. & MATERIALS-SSES	0.00	0.00	399.44	0.00	-399.44	0.00

Account Level						2021-22	June 2021-22	2021-22	Encumbered	Unexpended	2021-22
Fnd T Acct	Obj Prj Loc	Prg	Description	Budget	Monthly Activity	FYTD Activity	Amount	Balance - YTD Act	FYTD %		
72520 HUMAN RESOURCES											
141 E 72520	206 000	00000	000	LIFE INSURANCE	0.00	0.00	0.00	0.00	0.00	0.00	
141 E 72520	207 000	00000	000	MEDICAL INSURANCE	0.00	0.00	0.00	0.00	0.00	0.00	
141 E 72520	212 000	00000	000	MEDICARE	0.00	0.00	0.00	0.00	0.00	0.00	
141 E 72520	355 000	00000	000	BOARD TRAVEL	0.00	0.00	0.00	0.00	0.00	0.00	
141 E 72520	399 000	00000	000	OTHER CONTRACTED SERVICE	0.00	0.00	0.00	0.00	0.00	0.00	
141 E 72520	499 000	00000	000	OTHER SUPPLIES AND MATERIALS	0.00	0.00	0.00	0.00	0.00	0.00	
141 E 72520 --- --- ----- ---						0.00	0.00	0.00	0.00	0.00	0.00
72610 OPERATION OF PLANT											
141 E 72610	166 000	00000	000	CUSTODIAL PERSONNEL	733,898.00	52,907.66	689,829.57	0.00	44,068.43	94.00	
141 E 72610	189 000	00000	000	OTHER SALARIES & WAGES	211,301.00	19,572.93	209,728.30	0.00	1,572.70	99.26	
141 E 72610	201 000	00000	000	SOCIAL SECURITY	53,642.00	4,196.51	53,360.31	0.00	281.69	99.47	
141 E 72610	204 000	00000	000	STATE RETIREMENT	83,146.00	5,685.07	71,395.84	0.00	11,750.16	85.87	
141 E 72610	206 000	00000	000	LIFE INSURANCE	695.00	59.00	695.00	0.00	0.00	100.00	
141 E 72610	207 000	00000	000	MEDICAL INSURANCE	236,577.00	17,472.00	157,309.00	0.00	79,268.00	66.49	
141 E 72610	212 000	00000	000	EMPLOYER MEDICARE	12,545.00	981.40	12,478.98	0.00	66.02	99.47	
141 E 72610	328 000	00000	000	JANITORIAL SERVICES	894,000.00	0.00	108.00	0.00	893,892.00	0.01	
141 E 72610	328 000	00002	000	JANITORIAL SERVICES-ASBURY	0.00	0.00	0.00	0.00	0.00	0.00	
141 E 72610	328 000	00003	000	JANITORIAL SERVICES-MIDWAY	0.00	0.00	0.00	0.00	0.00	0.00	
141 E 72610	328 000	00004	000	JANITORIAL SERVICES-BCES	0.00	0.00	65,107.56	0.00	-65,107.56	0.00	
141 E 72610	328 000	00005	000	JANITORIAL SERVICES-BCMS	0.00	0.00	0.00	0.00	0.00	0.00	
141 E 72610	328 000	00006	000	JANITORIAL SERVICES-GVES	0.00	0.00	65,648.44	0.00	-65,648.44	0.00	
141 E 72610	328 000	00007	000	JANITORIAL SERVICES-FBES	0.00	0.00	42,940.32	0.00	-42,940.32	0.00	
141 E 72610	328 000	00008	000	JANITORIAL SERVICES-GES	0.00	0.00	5,968.04	0.00	-5,968.04	0.00	
141 E 72610	328 000	00009	000	JANITORIAL SERVICES-JES	0.00	0.00	65,280.96	0.00	-65,280.96	0.00	
141 E 72610	328 000	00010	000	JANITORIAL SERVICES-JMS	0.00	0.00	56,028.00	0.00	-56,028.00	0.00	
141 E 72610	328 000	00011	000	JANITORIAL SERVICES-LES	0.00	0.00	0.00	0.00	0.00	0.00	
141 E 72610	328 000	00012	000	JANITORIAL SERVICES-SCES	0.00	0.00	67,961.64	0.00	-67,961.64	0.00	
141 E 72610	328 000	00013	000	JANITORIAL SERVICES-SSES	0.00	0.00	51,739.05	0.00	-51,739.05	0.00	
141 E 72610	328 000	00014	000	JANITORIAL SERVICES-WVES	0.00	0.00	50,843.64	0.00	-50,843.64	0.00	
141 E 72610	328 000	00015	000	JANITORIAL SERVICES-DBHS	0.00	0.00	154,570.56	0.00	-154,570.56	0.00	
141 E 72610	328 000	00016	000	JANITORIAL SERVICES-DCHS	0.00	0.00	154,120.20	0.00	-154,120.20	0.00	
141 E 72610	328 000	00025	000	JANITORIAL SERVICES-RVES	0.00	0.00	72,125.04	0.00	-72,125.04	0.00	
141 E 72610	359 000	00000	000	DISPOSAL FEES	164,000.00	7,445.80	96,075.89	0.00	67,924.11	58.58	

Fnd T	Acct	Obj	Prj	Loc	Prg	Account Level Description	2021-22 Budget	June 2021-22 Monthly Activity	2021-22 FYTD Activity	Encumbered Amount	Unexpended Balance - YTD Act	2021-22 FYTD %
72610						OPERATION OF PLANT						
141 E	72610	410	000	00006	000	CUSTODIAL SUPPLIES-GVES	0.00	995.94	8,005.67	0.00	-8,005.67	0.00
141 E	72610	410	000	00007	000	CUSTODIAL SUPPLIES-FBES	0.00	973.18	3,744.70	0.00	-3,744.70	0.00
141 E	72610	410	000	00008	000	CUSTODIAL SUPPLIES-GES	0.00	0.00	13,852.41	0.00	-13,852.41	0.00
141 E	72610	410	000	00009	000	CUSTODIAL SUPPLIES-JES	0.00	649.48	6,648.27	0.00	-6,648.27	0.00
141 E	72610	410	000	00010	000	CUSTODIAL SUPPLIES-JMS	0.00	938.98	4,718.25	0.00	-4,718.25	0.00
141 E	72610	410	000	00011	000	CUSTODIAL SUPPLIES-LES	0.00	0.00	12,741.82	0.00	-12,741.82	0.00
141 E	72610	410	000	00012	000	CUSTODIAL SUPPLIES-SCES	0.00	505.01	4,735.05	0.00	-4,735.05	0.00
141 E	72610	410	000	00013	000	CUSTODIAL SUPPLIES-SSES	0.00	1,069.34	4,929.88	0.00	-4,929.88	0.00
141 E	72610	410	000	00014	000	CUSTODIAL SUPPLIES-WVES	0.00	1,239.07	5,975.93	0.00	-5,975.93	0.00
141 E	72610	410	000	00015	000	CUSTODIAL SUPPLIES-DBHS	0.00	889.40	11,862.87	0.00	-11,862.87	0.00
141 E	72610	410	000	00016	000	CUSTODIAL SUPPLIES-DCHS	0.00	1,212.02	8,515.29	0.00	-8,515.29	0.00
141 E	72610	410	000	00025	000	CUSTODIAL SUPPLIES-RVES	0.00	1,393.37	9,767.95	0.00	-9,767.95	0.00
141 E	72610	415	000	00000	000	ELECTRICITY	2,110,133.00	6,189.85	91,082.83	0.00	2,019,050.17	4.32
141 E	72610	415	000	00002	000	ELECTRICITY-ASBURY	0.00	1,166.86	23,925.68	0.00	-23,925.68	0.00
141 E	72610	415	000	00003	000	ELECTRICITY-MIDWAY	0.00	768.47	20,273.70	0.00	-20,273.70	0.00
141 E	72610	415	000	00004	000	ELECTRICITY-BCES	0.00	13,426.31	156,164.72	0.00	-156,164.72	0.00
141 E	72610	415	000	00005	000	ELECTRICITY-BCMS	0.00	0.00	0.00	0.00	0.00	0.00
141 E	72610	415	000	00006	000	ELECTRICITY-GVES	0.00	11,658.13	157,085.70	0.00	-157,085.70	0.00
141 E	72610	415	000	00007	000	ELECTRICITY-FBES	0.00	3,478.07	52,790.53	0.00	-52,790.53	0.00
141 E	72610	415	000	00008	000	ELECTRICITY-GES	0.00	7,457.96	112,211.21	0.00	-112,211.21	0.00
141 E	72610	415	000	00009	000	ELECTRICITY-JES	0.00	8,428.49	98,928.98	0.00	-98,928.98	0.00
141 E	72610	415	000	00010	000	ELECTRICITY-JMS	0.00	5,197.54	73,493.87	0.00	-73,493.87	0.00
141 E	72610	415	000	00011	000	ELECTRICITY-LES	0.00	8,954.22	127,440.94	0.00	-127,440.94	0.00
141 E	72610	415	000	00012	000	ELECTRICITY-SCES	0.00	4,643.69	73,078.75	0.00	-73,078.75	0.00
141 E	72610	415	000	00013	000	ELECTRICITY-SSES	0.00	5,510.37	88,435.32	0.00	-88,435.32	0.00
141 E	72610	415	000	00014	000	ELECTRICITY-WVES	0.00	5,356.09	99,003.18	0.00	-99,003.18	0.00
141 E	72610	415	000	00015	000	ELECTRICITY-DBHS	0.00	21,369.90	295,492.57	0.00	-295,492.57	0.00
141 E	72610	415	000	00016	000	ELECTRICITY-DCHS	0.00	18,039.03	277,477.66	0.00	-277,477.66	0.00
141 E	72610	415	000	00025	000	ELECTRICITY-RVES	0.00	12,122.09	160,149.94	0.00	-160,149.94	0.00
141 E	72610	434	000	00000	000	NATURAL GAS	166,625.00	6,840.81	70,971.11	0.00	95,653.89	42.59
141 E	72610	434	000	00002	000	NATURAL GAS-ASBURY	0.00	0.00	0.00	0.00	0.00	0.00
141 E	72610	434	000	00003	000	NATURAL GAS-MIDWAY	0.00	0.00	0.00	0.00	0.00	0.00
141 E	72610	434	000	00004	000	NATURAL GAS-BCES	0.00	131.04	16,923.02	0.00	-16,923.02	0.00
141 E	72610	434	000	00005	000	NATURAL GAS-BCMS	0.00	0.00	0.00	0.00	0.00	0.00
141 E	72610	434	000	00006	000	NATURAL GAS-GVES	0.00	0.00	0.00	0.00	0.00	0.00
141 E	72610	434	000	00007	000	NATURAL GAS-FBES	0.00	0.00	0.00	0.00	0.00	0.00
141 E	72610	434	000	00008	000	NATURAL GAS-GES	0.00	0.00	0.00	0.00	0.00	0.00
141 E	72610	434	000	00009	000	NATURAL GAS-JES	0.00	148.42	5,172.15	0.00	-5,172.15	0.00

Fnd T Acct	Obj Prj Loc	Prg Description	2021-22 Budget	June 2021-22 Monthly Activity	2021-22 FYTD Activity	Encumbered Amount	Unexpended Balance - YTD Act	2021-22 FYTD %
72610		OPERATION OF PLANT						
141 E 72610	599 000 00012 000	OTHER CHARGES SCES	0.00	0.00	0.00	0.00	0.00	0.00
141 E 72610	599 000 00013 000	OTHER CHARGES SSES	0.00	0.00	0.00	0.00	0.00	0.00
141 E 72610	599 000 00014 000	OTHER CHARGES WVES	0.00	0.00	0.00	0.00	0.00	0.00
141 E 72610	599 000 00015 000	OTHER CHARGES DBHS	0.00	0.00	0.00	0.00	0.00	0.00
141 E 72610	599 000 00016 000	OTHER CHARGES DCHS	0.00	0.00	0.00	0.00	0.00	0.00
141 E 72610	599 000 00025 000	OTHER CHARGES RVES	0.00	0.00	0.00	0.00	0.00	0.00
141 E 72610	--- --- -----		5,375,346.00	322,671.53	4,915,056.07	0.00	460,289.93	91.44
72620		MAINTENANCE OF PLANT						
141 E 72620	105 000 00000 000	SUPERVISOR/DIRECTOR	261,854.00	20,038.01	232,691.30	0.00	29,162.70	88.86
141 E 72620	167 000 00000 000	MAINTENANCE PERSONNEL	774,287.00	40,085.33	579,529.79	0.00	194,757.21	74.85
141 E 72620	201 000 00000 000	SOCIAL SECURITY	64,241.00	3,442.87	47,471.40	0.00	16,769.60	73.90
141 E 72620	204 000 00000 000	STATE RETIREMENT	99,573.00	5,823.77	76,985.43	0.00	22,587.57	77.32
141 E 72620	206 000 00000 000	LIFE INSURANCE	281.00	28.50	281.00	0.00	0.00	100.00
141 E 72620	207 000 00000 000	MEDICAL INSURANCE	171,682.00	16,211.80	168,257.40	0.00	3,424.60	98.01
141 E 72620	212 000 00000 000	EMPLOYER MEDICARE	15,024.00	805.21	11,102.39	0.00	3,921.61	73.90
141 E 72620	304 000 00000 000	ARCHITECTS	0.00	0.00	0.00	0.00	0.00	0.00
141 E 72620	307 000 00000 000	COMMUNICATION	2,700.00	237.05	2,616.64	0.00	83.36	96.91
141 E 72620	335 000 00000 000	MAINTENANCE & REPAIR - BUILDIN	246,000.00	982.00	5,525.00	0.00	240,475.00	2.25
141 E 72620	335 000 00002 000	MAINT. & REPAIR BUILD. ASBURY	0.00	0.00	3,300.00	0.00	-3,300.00	0.00
141 E 72620	335 000 00003 000	MAINT. & REPAIR BUILD. MIDWAY	0.00	0.00	0.00	0.00	0.00	0.00
141 E 72620	335 000 00004 000	MAINT. & REPAIR BUILD. BCES	0.00	0.00	1,902.62	0.00	-1,902.62	0.00
141 E 72620	335 000 00005 000	MAINT. & REPAIR BUILD. BCMS	0.00	0.00	0.00	0.00	0.00	0.00
141 E 72620	335 000 00006 000	MAINT. & REPAIR BUILD. GVES	0.00	0.00	3,200.00	0.00	-3,200.00	0.00
141 E 72620	335 000 00007 000	MAINT. & REPAIR BUILD. FBES	0.00	0.00	0.00	0.00	0.00	0.00
141 E 72620	335 000 00008 000	MAINT. & REPAIR BUILD. GES	0.00	0.00	0.00	0.00	0.00	0.00
141 E 72620	335 000 00009 000	MAINT. & REPAIR BUILD. JES	0.00	0.00	0.00	0.00	0.00	0.00
141 E 72620	335 000 00010 000	MAINT. & REPAIR BUILD. JMS	0.00	0.00	0.00	0.00	0.00	0.00
141 E 72620	335 000 00011 000	MAINT. & REPAIR BUILD. LES	0.00	2,034.41	53,422.41	0.00	-53,422.41	0.00
141 E 72620	335 000 00012 000	MAINT. & REPAIR BUILD. SCES	0.00	0.00	42,726.80	0.00	-42,726.80	0.00
141 E 72620	335 000 00013 000	MAINT. & REPAIR BUILD. SSES	0.00	0.00	0.00	0.00	0.00	0.00
141 E 72620	335 000 00014 000	MAINT. & REPAIR BUILD. WVES	0.00	0.00	0.00	0.00	0.00	0.00
141 E 72620	335 000 00015 000	MAINT. & REPAIR BUILD. DBHS	0.00	6,367.54	18,138.17	0.00	-18,138.17	0.00
141 E 72620	335 000 00016 000	MAINT. & REPAIR BUILD. DCHS	0.00	22,582.66	58,308.52	0.00	-58,308.52	0.00

Fnd T	Acct	Obj	Prj	Loc	Prg	Account Level Description	2021-22 Budget	June 2021-22 Monthly Activity	2021-22 FYTD Activity	Encumbered Amount	Unexpended Balance - YTD Act	2021-22 FYTD %
72620						MAINTENANCE OF PLANT						
141 E	72620	335	000	00025	000	MAINT. & REPAIR BUILD. RVES	0.00	0.00	1,711.00	0.00	-1,711.00	0.00
141 E	72620	336	000	00000	000	MAINTENANCE AND REPAIR SERVICE	160,000.00	14,704.56	23,634.85	0.00	136,365.15	14.77
141 E	72620	336	000	00002	000	MAINT & REPAIR EQUIP ASBURY	0.00	0.00	0.00	0.00	0.00	0.00
141 E	72620	336	000	00003	000	MAINT & REPAIR EQUIP MIDWAY	0.00	0.00	9,940.00	0.00	-9,940.00	0.00
141 E	72620	336	000	00004	000	MAINT & REPAIR EQUIP BCES	0.00	0.00	0.00	0.00	0.00	0.00
141 E	72620	336	000	00005	000	MAINT & REPAIR EQUIP BCMS	0.00	0.00	0.00	0.00	0.00	0.00
141 E	72620	336	000	00006	000	MAINT & REPAIR EQUIP GVES	0.00	0.00	2,133.65	0.00	-2,133.65	0.00
141 E	72620	336	000	00007	000	MAINT & REPAIR EQUIP FBES	0.00	0.00	2,060.72	0.00	-2,060.72	0.00
141 E	72620	336	000	00008	000	MAINT & REPAIR EQUIP GES	0.00	0.00	10,826.19	0.00	-10,826.19	0.00
141 E	72620	336	000	00009	000	MAINT & REPAIR EQUIP JES	0.00	0.00	0.00	0.00	0.00	0.00
141 E	72620	336	000	00010	000	MAINT & REPAIR EQUIP JMS	0.00	0.00	0.00	0.00	0.00	0.00
141 E	72620	336	000	00011	000	MAINT & REPAIR EQUIP LES	0.00	8,717.14	8,717.14	0.00	-8,717.14	0.00
141 E	72620	336	000	00012	000	MAINT & REPAIR EQUIP SCES	0.00	0.00	0.00	0.00	0.00	0.00
141 E	72620	336	000	00013	000	MAINT & REPAIR EQUIP SSES	0.00	0.00	0.00	0.00	0.00	0.00
141 E	72620	336	000	00014	000	MAINT & REPAIR EQUIP WVES	0.00	0.00	1,221.71	0.00	-1,221.71	0.00
141 E	72620	336	000	00015	000	MAINT & REPAIR EQUIP DBHS	0.00	0.00	3,490.00	0.00	-3,490.00	0.00
141 E	72620	336	000	00016	000	MAINT & REPAIR EQUIP DCHS	0.00	38,611.74	135,926.36	0.00	-135,926.36	0.00
141 E	72620	336	000	00025	000	MAINT & REPAIR EQUIP RVES	0.00	0.00	8,433.30	0.00	-8,433.30	0.00
141 E	72620	399	000	00000	000	OTHER CONTRACTED SVCS	500.00	0.00	0.00	0.00	500.00	0.00
141 E	72620	499	000	00000	000	OTHER SUPPLIES AND MATERIALS	750,000.00	274,412.19	680,583.97	0.00	69,416.03	90.74
141 E	72620	499	000	00002	000	OTHER SUPPLIES & MAT. ASBURY	0.00	0.00	866.70	0.00	-866.70	0.00
141 E	72620	499	000	00003	000	OTHER SUPPLIES & MAT. MIDWAY	0.00	0.00	2,028.27	0.00	-2,028.27	0.00
141 E	72620	499	000	00004	000	OTHER SUPPLIES & MAT. BCES	0.00	0.00	0.00	0.00	0.00	0.00
141 E	72620	499	000	00005	000	OTHER SUPPLIES & MAT. BCMS	0.00	0.00	0.00	0.00	0.00	0.00
141 E	72620	499	000	00006	000	OTHER SUPPLIES & MAT. GVES	0.00	0.00	0.00	0.00	0.00	0.00
141 E	72620	499	000	00007	000	OTHER SUPPLIES & MAT. FBES	0.00	0.00	1,243.00	0.00	-1,243.00	0.00
141 E	72620	499	000	00008	000	OTHER SUPPLIES & MAT. GES	0.00	0.00	3,176.00	0.00	-3,176.00	0.00
141 E	72620	499	000	00009	000	OTHER SUPPLIES & MAT. JES	0.00	0.00	0.00	0.00	0.00	0.00
141 E	72620	499	000	00010	000	OTHER SUPPLIES & MAT. JMS	0.00	0.00	0.00	0.00	0.00	0.00
141 E	72620	499	000	00011	000	OTHER SUPPLIES & MAT. LES	0.00	0.00	415.00	0.00	-415.00	0.00
141 E	72620	499	000	00012	000	OTHER SUPPLIES & MAT. SCES	0.00	0.00	349.28	0.00	-349.28	0.00
141 E	72620	499	000	00013	000	OTHER SUPPLIES & MAT. SSES	0.00	0.00	0.00	0.00	0.00	0.00
141 E	72620	499	000	00014	000	OTHER SUPPLIES & MAT. WVES	0.00	0.00	0.00	0.00	0.00	0.00
141 E	72620	499	000	00015	000	OTHER SUPPLIES & MAT. DBHS	0.00	0.00	0.00	0.00	0.00	0.00
141 E	72620	499	000	00016	000	OTHER SUPPLIES & MAT. DCHS	0.00	0.00	7,640.05	0.00	-7,640.05	0.00
141 E	72620	499	000	00025	000	OTHER SUPPLIES & MAT. RVES	0.00	0.00	0.00	0.00	0.00	0.00
141 E	72620	599	000	00000	000	OTHER CHARGES	26,000.00	3,770.55	24,994.37	0.00	1,005.63	96.13
141 E	72620	701	000	00000	000	ADMINISTRATION EQUIPMENT	202,851.00	1,810.92	100,154.97	0.00	102,696.03	49.37

Account Level						2021-22	June 2021-22	2021-22	Encumbered	Unexpended	2021-22		
Fnd	T	Acct	Obj	Prj	Loc	Prg	Description	Budget	Monthly Activity	FYTD Activity	Amount	Balance - YTD Act	FYTD %
72810						OTHER SUPPORT SERVICES							
141	E	72810	105	000	00000	000	FAMILY RESOURCE DIRECTOR	88,122.00	6,199.34	74,267.06	0.00	13,854.94	84.28
141	E	72810	162	000	00000	000	CLERICAL PERSONNEL	24,910.00	5,854.32	24,538.32	0.00	371.68	98.51
141	E	72810	189	000	00000	000	OTHER SALARIES & WAGES	0.00	0.00	0.00	0.00	0.00	0.00
141	E	72810	201	000	00000	000	SOCIAL SECURITY	5,768.00	728.82	5,942.11	0.00	-174.11	103.02
141	E	72810	204	000	00000	000	STATE RETIREMENT	9,635.00	1,201.12	10,007.57	0.00	-372.57	103.87
141	E	72810	206	000	00000	000	LIFE INSURANCE	76.00	9.00	76.00	0.00	0.00	100.00
141	E	72810	207	000	00000	000	MEDICAL INSURANCE	14,653.00	1,476.00	14,654.40	0.00	-1.40	100.01
141	E	72810	212	000	00000	000	EMPLOYER MEDICARE	1,349.00	170.45	1,389.63	0.00	-40.63	103.01
141	E	72810	499	000	00000	000	OTHER SUPPLIES AND MATERIALS	4,500.00	0.00	2,339.82	0.00	2,160.18	52.00
141	E	72810	599	000	00000	000	OTHER CHARGES	5,500.00	-30.00	941.46	0.00	4,558.54	17.12
								<hr/>	<hr/>	<hr/>	<hr/>	<hr/>	<hr/>
141	E	72810	---	---	-----	---		154,513.00	15,609.05	134,156.37	0.00	20,356.63	86.83
								<hr/>	<hr/>	<hr/>	<hr/>	<hr/>	<hr/>
								=====	=====	=====	=====	=====	=====
73100						FOOD SERVICE							
141	E	73100	105	000	00000	000	SUPERVISOR/DIRECTOR	0.00	0.00	0.00	0.00	0.00	0.00
141	E	73100	165	000	00000	000	CAFETERIA PERONNEL	48,000.00	30,386.50	30,386.50	0.00	17,613.50	63.31
141	E	73100	188	000	00000	000	BONUS	0.00	0.00	0.00	0.00	0.00	0.00
141	E	73100	189	000	00000	000	OTHER SALARIES & WAGES	0.00	0.00	0.00	0.00	0.00	0.00
141	E	73100	201	000	00000	000	SOCIAL SECURITY	2,600.00	1,883.99	1,883.99	0.00	716.01	72.46
141	E	73100	204	000	00000	000	STATE RETIREMENT	3,900.00	2,829.44	2,829.44	0.00	1,070.56	72.55
141	E	73100	206	000	00000	000	LIFE INSURANCE	0.00	0.00	0.00	0.00	0.00	0.00
141	E	73100	207	000	00000	000	MEDICAL INSURANCE	0.00	0.00	0.00	0.00	0.00	0.00
141	E	73100	212	000	00000	000	EMPLOYER MEDICARE	600.00	440.59	440.59	0.00	159.41	73.43
141	E	73100	299	000	00000	000	OTHER FRINGE BENEFITS	0.00	0.00	0.00	0.00	0.00	0.00
								<hr/>	<hr/>	<hr/>	<hr/>	<hr/>	<hr/>
141	E	73100	---	---	-----	---		55,100.00	35,540.52	35,540.52	0.00	19,559.48	64.50
								<hr/>	<hr/>	<hr/>	<hr/>	<hr/>	<hr/>
								=====	=====	=====	=====	=====	=====
73300						COMMUNITY SERVICES							
141	E	73300	105	000	00000	000	SUPERVISOR/DIRECTOR	73,972.00	6,290.40	71,275.20	0.00	2,696.80	96.35
141	E	73300	116	000	00000	000	TEACHERS	30,000.00	3,168.00	25,938.00	0.00	4,062.00	86.46
141	E	73300	161	000	00000	000	SECRETARY(S)	0.00	0.00	0.00	0.00	0.00	0.00
141	E	73300	162	000	00000	000	SECRETARY	27,862.00	2,142.40	27,851.20	0.00	10.80	99.96

Fnd T Acct	Obj Prj Loc	Prg	Account Level Description	2021-22 Budget	June 2021-22 Monthly Activity	2021-22 FYTD Activity	Encumbered Amount	Unexpended Balance - YTD Act	2021-22 FYTD %
73300			COMMUNITY SERVICES						
141 E 73300	163 000	00000 000	EDUCATIONAL ASSISTANTS	5,000.00	120.00	1,180.00	0.00	3,820.00	23.60
141 E 73300	169 000	00000 000	PART-TIME PERSONNEL	0.00	0.00	0.00	0.00	0.00	0.00
141 E 73300	189 000	00000 000	OTHER SALARIES & WAGES	372,487.00	38,840.84	282,498.01	0.00	89,988.99	75.84
141 E 73300	189 000	00100 000	BCES CHILDCARE ANNEX SALARIES	0.00	644.80	2,948.10	0.00	-2,948.10	0.00
141 E 73300	201 000	00000 000	SOCIAL SECURITY	27,858.00	3,019.74	24,441.59	0.00	3,416.41	87.74
141 E 73300	201 000	00100 000		0.00	39.98	182.78	0.00	-182.78	0.00
141 E 73300	204 000	00000 000	STATE RETIREMENT	43,180.00	2,943.09	20,802.53	0.00	22,377.47	48.18
141 E 73300	207 000	00000 000	MEDICAL INSURANCE	22,684.00	2,249.29	22,482.37	0.00	201.63	99.11
141 E 73300	212 000	00000 000	EMPLOYER MEDICARE	6,515.00	711.68	5,727.47	0.00	787.53	87.91
141 E 73300	212 000	00100 000		0.00	9.35	42.75	0.00	-42.75	0.00
141 E 73300	355 000	00000 000	TRAVEL	2,000.00	24.44	542.38	0.00	1,457.62	27.12
141 E 73300	422 000	00000 000	FOOD SUPPLIES	30,000.00	0.00	0.00	0.00	30,000.00	0.00
141 E 73300	429 000	00000 100	OTHER SUPPLIES & MAT_LOT GRANT	0.00	0.00	615.82	0.00	-615.82	0.00
141 E 73300	499 000	00000 000	OTHER SUPPLIES AND MATERIALS	20,000.00	612.28	8,321.00	0.00	11,679.00	41.61
141 E 73300	599 000	00000 000	OTHER CHARGES	13,000.00	98.94	2,070.11	0.00	10,929.89	15.92
141 E 73300	599 000	00000 100	OTHER CHARGES_LOT GRANT	0.00	0.00	0.00	0.00	0.00	0.00
141 E 73300	---	---		674,558.00	60,915.23	496,919.31	0.00	177,638.69	73.67
				=====	=====	=====	=====	=====	=====
73400			EARLY CHILDHOOD EDUCATION						
141 E 73400	116 000	00000 000	TEACHERS	203,785.00	49,909.59	193,981.78	0.00	9,803.22	95.19
141 E 73400	163 000	00000 000	EDUCATIONAL ASSISTANTS	65,988.00	5,486.76	58,642.40	0.00	7,345.60	88.87
141 E 73400	201 000	00000 000	SOCIAL SECURITY	15,486.00	3,329.30	14,644.55	0.00	841.45	94.57
141 E 73400	204 000	00000 000	STATE RETIREMENT	25,409.00	5,199.08	22,843.05	0.00	2,565.95	89.90
141 E 73400	207 000	00000 000	MEDICAL INSURANCE	55,196.00	4,483.20	42,841.20	0.00	12,354.80	77.62
141 E 73400	212 000	00000 000	EMPLOYER MEDICARE	3,622.00	779.32	3,425.59	0.00	196.41	94.58
141 E 73400	336 000	00000 000	MAINTENANCE & REPAIR SERVICES	2,340.00	0.00	0.00	0.00	2,340.00	0.00
141 E 73400	355 000	00000 000	TRAVEL	0.00	0.00	0.00	0.00	0.00	0.00
141 E 73400	429 000	00000 000	INSTRUCTIONAL SUPPLIES / NISWO	1,100.00	978.36	1,396.29	0.00	-296.29	126.94
141 E 73400	499 000	00000 000	OTHER SUPPLIES AND MATERIALS	8,183.00	3,940.12	5,093.76	0.00	3,089.24	62.25
141 E 73400	524 000	00000 000	IN SERVICE / STAFF DEVELOPMENT	4,000.00	0.00	0.00	0.00	4,000.00	0.00
141 E 73400	599 000	00000 000	OTHER CHARGES	27,000.00	0.00	599.00	0.00	26,401.00	2.22
141 E 73400	722 000	00000 000	REGULAR INSTRUCTION EQUIPMENT	12,831.00	0.00	0.00	0.00	12,831.00	0.00
141 E 73400	---	---		424,940.00	74,105.73	343,467.62	0.00	81,472.38	80.83

Fnd T	Acct	Obj	Prj	Loc	Prg	Account Level Description	2021-22 Budget	June 2021-22 Monthly Activity	2021-22 FYTD Activity	Encumbered Amount	Unexpended Balance - YTD Act	2021-22 FYTD %
73400						EARLY CHILDHOOD EDUCATION						
=====												
73901						COVID-19 EXP. NON-INSTRUCTION						
141 E	73901	499	000	00000	000	OTHER CHARGES AND MATERIALS	0.00	0.00	0.00	0.00	0.00	0.00
141 E	73901	---	---	-----	---		0.00	0.00	0.00	0.00	0.00	0.00
=====												
76100						REGULAR CAPITAL OUTLAY						
141 E	76100	304	000	00000	000	ARCHITECTS	0.00	0.00	0.00	0.00	0.00	0.00
141 E	76100	304	001	00000	000	ARCHITECTS / BCE-JE GYM FLOORS	0.00	0.00	0.00	0.00	0.00	0.00
141 E	76100	308	000	00000	000	CONSULTANTS	0.00	0.00	0.00	0.00	0.00	0.00
141 E	76100	707	000	00000	000	BUILDING IMPROVEMENTS	0.00	0.00	0.00	0.00	0.00	0.00
141 E	76100	724	000	00000	000	SITE DEVELOPMENT	0.00	0.00	0.00	0.00	0.00	0.00
141 E	76100	799	000	00000	000	OTHER CAPITAL OUTLAY	0.00	0.00	0.00	0.00	0.00	0.00
141 E	76100	---	---	-----	---		0.00	0.00	0.00	0.00	0.00	0.00
=====												
99100						TRANSFERS						
141 E	99100	316	000	00000	000	CONTRIBUTIONS TO DS	0.00	0.00	0.00	0.00	0.00	0.00
141 E	99100	590	000	00000	000	TRANSFERS TO OTHER FUNDS	980,000.00	720,000.00	980,000.00	0.00	0.00	100.00
141 E	99100	---	---	-----	---		980,000.00	720,000.00	980,000.00	0.00	0.00	100.00
=====												
141 -	-----	---	---	-----	---		79,023,322.00	12,818,039.36	71,297,142.10	0.00	7,726,179.90	90.22

Number of Accounts: 684

Acct	Account Level Description	Amount
A	Asset	
11140	CASH WITH TRUSTEE D.	0.00
11140	CASH WITH TRUSTEE	19,130,470.07
11140		0.00
11140		5,240.74CR
11140		0.00
11300	INVESTMENTS	0.00
11410	ACCOUNTS RECEIVABLE	0.00
11420	Allowance for Doubtful Accts.	0.00
11430	DUE FROM OTHER GOVERNMENTS	3,454,476.06
11430	DUE FROM OTHER GOVERNMENTS	0.00
11440	DUE FROM OTHER FUNDS	56,447.86
11500	PROPERTY TAX RECEIVABLE	13,792,204.00
11510	ALLOWANCE FOR UNCOLL. PROPERTY	169,962.00CR
11600	PRE-PAID ITEMS	0.00
11820	CASH SHORTAGE	0.00
11890	OTHER CURRENT ASSETS	0.00
-----		36,258,395.25
		=====

L	Liability	
21100	ACCOUNTS PAYABLE	58,580.98CR
21100		0.00
21100		0.00
21200	ACCRUED PAYROLL	0.00
21300	PAYROLL ADJUSTMENTS	0.00
21310	INCOME TAX WITHHELD AND UNPAID	391.29
21320	SOCIAL SECURITY TAX	6,442.93
21325	EMPLOYEE MEDICARE DEDUCTION	225.83
21330	RETIREMENT CONTRIBUTIONS	1,391,043.62CR
21331	HYBRID EMPLOYER CONTRIBUTION	0.00
21339	STATE DENTAL PLAN	0.00
21340	MEDICAL INSURANCE CONTRIBUTION	2,260,341.39CR
21341	COLONIAL LIFE INS PAYABLE	0.00
21342	HARTFORD ROTH	7,875.93CR
21342	SOCIAL SECURITY	0.00
21342	STATE RETIREMENT	0.00
21342	MEDICAL INSURANCE	0.00
21342	MEDICARE	0.00
21343	AMERICAN FAMILY LIFE PAYABLE	7,278.97
21344	HORACE MANN LIFE INS PAYABLE	0.00
21345	CITIZENS SECURITY DENTAL	0.00
21346	WASHINGTON NATIONAL INS CO	0.00
21347	LIBERTY NATIONAL INS PAYABLE	0.00
21348	MEDICAL INSURANCE PAYABLE	1,530,689.28
21349	UNITED WAY	0.00
21350	NTA LIFE BUSINESS SERVICES	0.00
21351	HORACE MANN ANNUNTY PAYABLE	0.00
21352	TRANSAMERICA	0.00
21353	DAVIS VISION	62.10
21354	ONE AMERICA	342.84
21355	EDUCATIONAL PLANNING GROUP	0.00
21356	TRUSTMARK	0.00

Acct	Account Level Description	Amount
L	Liability	
21357	MODERN WOODMEN INS PAYABLE	0.00
21358	HYBRID-TAXED CONTRIBUTION	8,436.17CR
21359	HYBRID PRETAXED CONTRIBUTION	37,947.24CR
21360	GARNISHMENTS AND LEVIES	2,909.90CR
21361	CENTRAL STATES HEALTH & LIFE C	0.00
21362	USABLE LIFE	0.00
21362	SOCIAL SECURITY	0.00
21362	STATE RETIREMENT	0.00
21362	MEDICAL INSURANCE	0.00
21362	MEDICARE	0.00
21363	MISCELLANEOUS DEDUCTIONS	0.00
21364	LEGAL SHIELD	0.00
21365	WAGeworks	0.00
21365	WAGeworks	0.00
21366	VALU TEACHERS	50.00
21367	LIFE INSURANCE OF ALABAMA	0.00
21370	AIG RETIREMENT (VALIC)	0.00
21380	CREDIT UNION DEDUCTIONS	100.00CR
21390	NEA TEA WCEA DUES	0.00
21392	OTHER P/R DED.-MED PUT PLUS	5.70CR
21500	DUE TO OTHER FUNDS	0.00
21510	DUE TO PRIMARY GOVERNMENT	0.00
21600	DUE TO GENERAL GOVERNMENT	0.00
21900	DUE TO PTO	0.00
29940	DEFERRED CURRENT PROP. TAXES	13,407,919.00CR
29945	DEF. DELINQUENT PROPERTY TAXES	196,088.00CR
-----		15,825,764.69CR
		=====

Q	Equity	
34110	PURCHASE ORDERS PAYABLE	0.00
34111	RESERVE FOR ENCUMBRANCE	0.00
34120	ENCUMBRANCE PRIOR YEAR	0.00
34240	PRE-PAID ITEMS	0.00
34555	RESTRICTED FOR EDUCATION	0.00
34560	RESTRICTED FOR EDUCATION - CL	0.00
34587	RESTRCT FOR HYBRID RETIR SRT	206,199.00CR
34755	ASSIGNED FOR EDUCATION - NISWO	0.00
34760	ASSIGNED FOR INSTRUCTION - RET	0.00
34765	ASSIGNED FOR SUPPORT SERVICES	4,375,862.00CR
34770	ASSIGNED FOR OPERATION NON-INS	0.00
34775	ASSIGNED FOR CAPITAL OUTLAY	0.00
34780	ASSIGNED FOR EDUCATION - CASH	2,060,000.00CR
39000	REV EXP SUMMARY FLOW THROUGH	13,801,428.94CR
39000		10,859.38
39000		0.00
39999	UNDESIGNATED FUND BALANCE	0.00
-----		20,432,630.56CR
		=====

Acct	Account Level Description	Amount
	Grand Asset Totals	36,258,395.25
	Grand Liability Tota	15,825,764.69CR
	Grand Equity Totals	20,432,630.56CR
	Grand Totals	0.00

Number of Accounts: 91

***** End of report *****

CHECK CHECK							
FND	ACCT	OBJ	PRJ	NUMBER	DATE	VENDOR	AMOUNT
142	72130	499	100	142219427	06/10/2022	INGLES MARKETS, INC	190.86
142	72210	524	200	142219428	06/10/2022	INST FOR MULTI SENSO	7,500.00
142	71100	429	934	142219429	06/10/2022	KESLER SCIENCE	3,348.00
142	72220	499	901	142219430	06/10/2022	LOWE'S	838.95
142	72220	499	901	142219433	06/10/2022	STAPLES	594.70
142	72220	499	901	142219433	06/10/2022	STAPLES	66.22
142	71100	201	931	142219435	06/10/2022	WASHINGTON CO DEPT 0	22,947.75
142	71100	204	931	142219435	06/10/2022	WASHINGTON CO DEPT 0	36,982.62
142	71100	212	931	142219435	06/10/2022	WASHINGTON CO DEPT 0	5,366.81
142	71100	188	931	142219435	06/10/2022	WASHINGTON CO DEPT 0	370,125.00
142	72210	524	010	142219437	06/10/2022	WHITAKER, JERRY	48.00
142	72220	499	901	142219439	06/17/2022	BENIK CORPORATION	85.75
142	76100	707	937	142219440	06/17/2022	ENERGY SYSTEMS GROUP	700,723.57
142	71100	189	935	142219441	06/17/2022	ETSU UNIVERSITY SCHO	2,000.00
142	72220	499	910	142219442	06/17/2022	FUN AND FUNCTION LLC	2,894.14
142	72220	312	900	142219443	06/17/2022	MINI MIRACLES THERAP	6,296.65
142	72220	312	900	142219443	06/17/2022	MINI MIRACLES THERAP	1,440.00
142	72220	499	900	142219444	06/17/2022	NCS PEARSON INC	209.88
142	72210	399	951	142219445	06/17/2022	TNTP	19,656.00
142	72210	399	952	142219445	06/17/2022	TNTP	40,000.00
142	72210	524	010	142219448	06/17/2022	WHITAKER, JERRY	99.20
142	99100	504	010	142219496	06/20/2022	WASHINGTON CO DEPT 0	4,000.00
142	99100	504	100	142219496	06/20/2022	WASHINGTON CO DEPT 0	65,747.23
142	99100	504	200	142219496	06/20/2022	WASHINGTON CO DEPT 0	14,000.00
142	99100	504	800	142219496	06/20/2022	WASHINGTON CO DEPT 0	3,293.73
142	99100	504	900	142219496	06/20/2022	WASHINGTON CO DEPT 0	20,000.00
142	99100	504	160	142219496	06/20/2022	WASHINGTON CO DEPT 0	2,500.00
142	99100	504	440	142219496	06/20/2022	WASHINGTON CO DEPT 0	6,000.00
142	99100	504	931	142219496	06/20/2022	WASHINGTON CO DEPT 0	26,798.53
142	99100	504	934	142219496	06/20/2022	WASHINGTON CO DEPT 0	458,800.00
142	99100	504	937	142219496	06/20/2022	WASHINGTON CO DEPT 0	208,041.72
142	72210	524	200	142218837	06/21/2022	DUGGER, KATELYN	-81.19
142	72130	499	700	142218248	06/21/2022	WAL-MART	-1,000.00
142	72130	499	700	142218186	06/21/2022	WAL-MART	-1,000.00
142	72130	499	700	142218249	06/21/2022	WAL-MART	-1,000.00
142	72130	524	800	142219498	06/24/2022	ASSOCIATION FOR C&TE	873.11
142	72210	524	010	142219499	06/24/2022	EAN SERVICES LLC	100.34
142	71100	429	934	142219501	06/24/2022	GENERATION GENIUS	10,121.00
142	72120	735	940	142219502	06/24/2022	HOME DEPOT PRO	659.50
142	72120	735	940	142219502	06/24/2022	HOME DEPOT PRO	659.50
142	72120	735	940	142219502	06/24/2022	HOME DEPOT PRO	659.50
142	72120	735	940	142219502	06/24/2022	HOME DEPOT PRO	659.50
142	72220	499	901	142219503	06/24/2022	NUMOTION	7,725.62
142	72220	499	901	142219503	06/24/2022	NUMOTION	65.99
142	71100	722	938	142219504	06/24/2022	SCHOOL SPECIALTY INC	3,234.10
142	72220	499	901	142219505	06/24/2022	VITAL RECORDS CONTRO	1,020.00
142	71100	189	935	142219506	06/24/2022	WASHINGTON CO DEPT 0	27,000.00
142	72210	524	200	142219577	06/28/2022	CARVER, ELIZABETH	20.00
142	72210	524	200	142219578	06/28/2022	GARST, ANGELA	20.00
142	72210	524	200	142219579	06/28/2022	HAGA, STEPHANIE	20.00
142	71100	429	934	142219580	06/28/2022	MANNING KUSTOMZ	180.00
142	72210	524	200	142214815	06/28/2022	CARVER, ELIZABETH	-20.00
142	72210	524	200	142214820	06/28/2022	GARST, ANGELA	-20.00
142	72210	524	200	142214821	06/28/2022	HAGA, STEPHANIE	-20.00
142	71100	429	934	142215569	06/28/2022	MANNING KUSTOMZ	-180.00
142	72120	399	940	142219646	06/30/2022	AMERICAN ESOTERIC LA	70.00

		CHECK		CHECK					
FND	ACCT	OBJ	PRJ	NUMBER	DATE	VENDOR		AMOUNT	
142	72120	399	940	142219646	06/30/2022	AMERICAN ESOTERIC LA		70.00	
142	72120	399	940	142219646	06/30/2022	AMERICAN ESOTERIC LA		70.00	
142	72210	355	010	142219647	06/30/2022	BURLESON, MARTHA		18.80	
142	72210	355	010	142219650	06/30/2022	MORELOCK, KHRIS		22.56	
142	71100	429	938	142219652	06/30/2022	VEX ROBOTICS		6,646.00	
142	72210	189	930	142219653	06/30/2022	WASHINGTON CO DEPT 0		1,832.32	
142	72210	201	930	142219653	06/30/2022	WASHINGTON CO DEPT 0		113.60	
142	72210	204	930	142219653	06/30/2022	WASHINGTON CO DEPT 0		188.73	
142	72210	212	930	142219653	06/30/2022	WASHINGTON CO DEPT 0		26.57	
142	72210	429	930	142219653	06/30/2022	WASHINGTON CO DEPT 0		36,506.25	
142	72210	499	930	142219653	06/30/2022	WASHINGTON CO DEPT 0		16,137.00	
142	72210	355	010	142219654	06/30/2022	WHITAKER, JERRY		14.10	
Totals for checks									2,311,686.11

FUND SUMMARY

<u>FUND</u>	<u>DESCRIPTION</u>	<u>BALANCE SHEET</u>	<u>REVENUE</u>	<u>EXPENSE</u>	<u>TOTAL</u>
142	SCHOOL FEDERAL PROJECTS	0.00	0.00	2,311,686.11	2,311,686.11
***	Fund Summary Totals ***	0.00	0.00	2,311,686.11	2,311,686.11

***** End of report *****

Fnd T	Acct	Obj	Prj	Loc	Prg	Account Level Description	2021-22 Budget	June 2021-22 Monthly Activity	2021-22 FYTD Activity	Encumbered Amount	Unexpended Balance - YTD Act	2021-22 FYTD %
010						CONSOLIDATED ADMINISTRATION						
142	E	72210	105	010	00001	000 SUPERVISOR/DIRECTOR	45,201.00	-37,667.15	45,140.58	0.00	60.42	99.87
142	E	72210	161	010	00001	000 SECRETARY(S)	0.00	0.00	0.00	0.00	0.00	0.00
142	E	72210	162	010	00001	000 CLERICAL PERSONNEL	43,784.00	3,368.00	43,784.00	0.00	0.00	100.00
142	E	72210	189	010	00000	000 OTHER SALARIES & WAGES	60,789.00	0.00	0.00	0.00	60,789.00	0.00
142	E	72210	189	010	00001	000 OTHER SALARIES & WAGES	0.00	5,065.67	60,788.04	0.00	-60,788.04	0.00
142	E	72210	201	010	00000	000	9,286.00	-2,623.21	-2,623.21	0.00	11,909.21	-28.25
142	E	72210	201	010	00001	000 SOCIAL SECURITY	0.00	918.40	11,376.78	0.00	-11,376.78	0.00
142	E	72210	204	010	00000	000	15,125.00	-4,655.64	-4,655.64	0.00	19,780.64	-30.78
142	E	72210	204	010	00001	000 STATE RETIREMENT	0.00	1,621.36	19,779.98	0.00	-19,779.98	0.00
142	E	72210	207	010	00000	000	24,696.00	-7,327.20	-7,327.20	0.00	32,023.20	-29.67
142	E	72210	207	010	00001	000 MEDICAL INSURANCE	0.00	2,649.26	31,071.26	0.00	-31,071.26	0.00
142	E	72210	212	010	00000	000	2,172.00	-613.47	-613.47	0.00	2,785.47	-28.24
142	E	72210	212	010	00001	000 EMPLOYER MEDICARE	0.00	214.78	2,660.60	0.00	-2,660.60	0.00
142	E	72210	336	010	00000	000 MAINTENANCE AND REPAIR SERVICE	0.00	0.00	0.00	0.00	0.00	0.00
142	E	72210	355	010	00000	000 TRAVEL	10,000.00	314.90	1,467.29	0.00	8,532.71	14.67
142	E	72210	499	010	00000	000 OTHER SUPPLIES AND MATERIALS	9,000.00	-433.20	2,515.32	0.00	6,484.68	27.95
142	E	72210	524	010	00000	000 IN SERVICE / STAFF DEVELOPMENT	9,947.00	485.54	1,515.10	0.00	8,431.90	15.23
142	E	99100	504	010	00008	000 INDIRECT COST	4,000.00	4,000.00	4,000.00	0.00	0.00	100.00
						010	234,000.00	-34,681.96	208,879.43	0.00	25,120.57	89.26

Fnd T Acct	Obj Prj Loc	Prg	Account Level Description	2021-22 Budget	June 2021-22 Monthly Activity	2021-22 FYTD Activity	Encumbered Amount	Unexpended Balance - YTD Act	2021-22 FYTD %
100			TITLE I						
142 E	71100 116 100	00000 000	TEACHERS	827,781.00	204,804.85	821,088.73	0.00	6,692.27	99.19
142 E	71100 163 100	00000 000	EDUCATIONAL ASSISTANTS	261,648.00	20,611.70	184,460.29	0.00	77,187.71	70.50
142 E	71100 189 100	00000 000	OTHER SALARIES & WAGES	80,100.00	396.00	7,887.00	0.00	72,213.00	9.85
142 E	71100 195 100	00000 000	CERTIFIED SUBSTITUTE TEACHERS	0.00	0.00	0.00	0.00	0.00	0.00
142 E	71100 201 100	00000 000	SOCIAL SECURITY	72,511.00	13,351.37	57,146.80	0.00	15,364.20	78.81
142 E	71100 204 100	00000 000	STATE RETIREMENT	118,656.00	21,185.56	92,791.18	0.00	25,864.82	78.20
142 E	71100 207 100	00000 000	MEDICAL INSURANCE	249,492.00	17,994.00	188,179.20	0.00	61,312.80	75.42
142 E	71100 212 100	00000 000	EMPLOYER MEDICARE	16,959.00	3,178.63	13,710.44	0.00	3,248.56	80.84
142 E	71100 311 100	00000 000	CONTRACTS WITH OTHER SCHOOL SY	0.00	0.00	0.00	0.00	0.00	0.00
142 E	71100 336 100	00000 000	MAINTENANCE AND REPAIR SERVICE	0.00	0.00	0.00	0.00	0.00	0.00
142 E	71100 429 100	00000 000	INSTRUCTIONAL SUPPLIES & MATER	34,849.00	0.00	6,868.12	0.00	27,980.88	19.71
142 E	71100 499 100	00000 000	OTHER SUPPLIES AND MATERIALS	0.00	0.00	0.00	0.00	0.00	0.00
142 E	71100 722 100	00000 000	REGULAR INSTRUCTION EQUIPMENT	0.00	0.00	0.00	0.00	0.00	0.00
142 E	72130 189 100	00000 000	OTHER SALARIES & WAGES	0.00	0.00	0.00	0.00	0.00	0.00
142 E	72130 201 100	00000 000	SOCIAL SECURITY	0.00	0.00	0.00	0.00	0.00	0.00
142 E	72130 204 100	00000 000	STATE RETIREMENT	0.00	0.00	0.00	0.00	0.00	0.00
142 E	72130 207 100	00000 000	MEDICAL INSURANCE	0.00	0.00	0.00	0.00	0.00	0.00
142 E	72130 212 100	00000 000	EMPLOYER MEDICARE	0.00	0.00	0.00	0.00	0.00	0.00
142 E	72130 499 100	00000 000	OTHER SUPPLIES AND MATERIALS	22,000.00	518.76	17,758.01	0.00	4,241.99	80.72
142 E	72130 599 100	00000 000	OTHER CHARGES	5,000.00	0.00	0.00	0.00	5,000.00	0.00
142 E	72210 189 100	00000 000	OTHER SALARIES & WAGES	13,200.00	0.00	5,247.00	0.00	7,953.00	39.75
142 E	72210 195 100	00000 000	CERTIFIED SUBSTITUTE TEACHERS	0.00	0.00	0.00	0.00	0.00	0.00
142 E	72210 201 100	00000 000	SOCIAL SECURITY	818.00	0.00	325.29	0.00	492.71	39.77
142 E	72210 204 100	00000 000	STATE RETIREMENT	1,360.00	0.00	520.31	0.00	839.69	38.26
142 E	72210 207 100	00000 000	MEDICAL INSURANCE	0.00	0.00	0.00	0.00	0.00	0.00
142 E	72210 212 100	00000 000	EMPLOYER MEDICARE	191.00	0.00	76.08	0.00	114.92	39.83
142 E	72210 355 100	00000 000	TRAVEL	0.00	0.00	0.00	0.00	0.00	0.00
142 E	72210 524 100	00000 000	IN SERVICE / STAFF DEVELOPMENT	17,000.00	0.00	1,546.32	0.00	15,453.68	9.10
142 E	72210 599 100	00000 000	OTHER CHARGES	0.00	0.00	0.00	0.00	0.00	0.00
142 E	99100 504 100	00008 000	INDIRECT COST	65,747.23	65,747.23	65,747.23	0.00	0.00	100.00
142 E	99100 590 100	00000 000	TRANSFERS OUT	0.00	0.00	0.00	0.00	0.00	0.00
				<u>1,787,312.23</u>	<u>347,788.10</u>	<u>1,463,352.00</u>	<u>0.00</u>	<u>323,960.23</u>	<u>81.87</u>

Fnd T Acct	Obj Prj Loc	Prg	Account Level Description	2021-22 Budget	June 2021-22 Monthly Activity	2021-22 FYTD Activity	Encumbered Amount	Unexpended Balance - YTD Act	2021-22 FYTD %
160			TITLE I-D						
142 E 71100 429 160 00000 000			INSTRUCTIONAL SUPPLIES & MATER	30,006.97	0.00	6,227.28	0.00	23,779.69	20.75
142 E 71100 499 160 00000 000			OTHER SUPPLIES AND MATERIALS	16,000.00	0.00	11,249.00	0.00	4,751.00	70.31
142 E 72210 499 160 00000 000			OTHER SUPPLIES AND MATERIALS	0.00	0.00	0.00	0.00	0.00	0.00
142 E 72210 524 160 00000 000			IN-SERVICE / STAFF DEVELOPMENT	5,500.00	0.00	525.00	0.00	4,975.00	9.55
142 E 99100 504 160 00000 000			INDIRECT COST	2,500.00	2,500.00	2,500.00	0.00	0.00	100.00
	160			54,006.97	2,500.00	20,501.28	0.00	33,505.69	37.96

Account Level		2021-22	June 2021-22	2021-22	Encumbered	Unexpended	2021-22
Fnd T Acct	Obj Prj Loc Prg Description	Budget	Monthly Activity	FYTD Activity	Amount	Balance - YTD Act	FYTD %
171	ADD. TARGETED SUPPORT & IMPROV						
142 E 71100 195 171 00000 000	CERTIFIED SUBSTITUTE TEACHERS	0.00	0.00	0.00	0.00	0.00	0.00
142 E 71100 201 171 00000 000	SOCIAL SECURITY	0.00	0.00	0.00	0.00	0.00	0.00
142 E 71100 212 171 00000 000	MEDICARE	0.00	0.00	0.00	0.00	0.00	0.00
142 E 71100 429 171 00000 000	INSTRUCTIONAL SUPPLIES AND MAT	0.00	0.00	0.00	0.00	0.00	0.00
142 E 71100 499 171 00000 000	OTHER SUPPLIES AND MATERIALS	4,277.12	0.00	4,277.12	0.00	0.00	100.00
142 E 72210 196 171 00000 000	IN SERVICE TRAINING	0.00	0.00	0.00	0.00	0.00	0.00
142 E 72210 524 171 00000 000	IN-SERVICE / STAFF DEVELOPMENT	8,308.50	0.00	8,308.50	0.00	0.00	100.00
142 E 99100 504 171 00000 000	INDIRECT COST	214.04	0.00	214.04	0.00	0.00	100.00
	171	12,799.66	0.00	12,799.66	0.00	0.00	100.00

Fnd T	Acct	Obj	Prj	Loc	Prg	Account Level Description	2021-22 Budget	June 2021-22 Monthly Activity	2021-22 FYTD Activity	Encumbered Amount	Unexpended Balance - YTD Act	2021-22 FYTD %
200						TITLE II - A						
142	E	71100	116	200	00000	000 TEACHERS	41,189.00	9,733.71	38,934.77	0.00	2,254.23	94.53
142	E	71100	195	200	00000	000 CERTIFIED SUBSTITUTE TEACHERS	0.00	0.00	0.00	0.00	0.00	0.00
142	E	71100	201	200	00000	000 SOCIAL SECURITY	2,554.00	603.48	2,413.92	0.00	140.08	94.52
142	E	71100	204	200	00000	000 STATE RETIREMENT	4,242.00	551.60	3,179.77	0.00	1,062.23	74.96
142	E	71100	207	200	00000	000 MEDICAL INSURANCE	11,640.00	0.00	0.00	0.00	11,640.00	0.00
142	E	71100	212	200	00000	000 EMPLOYER MEDICARE	597.00	141.15	564.60	0.00	32.40	94.57
142	E	72210	138	200	00010	000 INSTR COMPUTER PERSONNEL	110,470.00	28,747.88	99,300.99	0.00	11,169.01	89.89
142	E	72210	189	200	00000	000 OTHER SALARIES & WAGES	11,880.00	660.00	2,640.00	0.00	9,240.00	22.22
142	E	72210	195	200	00000	000 CERTIFIED SUBSTITUTE TEACHERS	0.00	0.00	0.00	0.00	0.00	0.00
142	E	72210	201	200	00000	000 SOCIAL SECURITY	8,200.00	40.92	998.82	0.00	7,201.18	12.18
142	E	72210	201	200	00010	000	0.00	1,732.97	4,960.17	0.00	-4,960.17	0.00
142	E	72210	204	200	00000	000 STATE RETIREMENT	13,657.00	67.98	1,801.98	0.00	11,855.02	13.19
142	E	72210	204	200	00010	000	0.00	2,961.02	8,697.90	0.00	-8,697.90	0.00
142	E	72210	207	200	00000	000 MEDICAL INSURANCE	25,000.00	0.00	4,428.00	0.00	20,572.00	17.71
142	E	72210	207	200	00010	000	0.00	2,640.00	15,405.60	0.00	-15,405.60	0.00
142	E	72210	212	200	00000	000 EMPLOYER MEDICARE	1,918.00	9.58	233.61	0.00	1,684.39	12.18
142	E	72210	212	200	00010	000	0.00	405.29	1,160.01	0.00	-1,160.01	0.00
142	E	72210	355	200	00000	000 TRAVEL	0.00	0.00	0.00	0.00	0.00	0.00
142	E	72210	499	200	00000	000 OTHER SUPPLIES AND MATERIALS	0.00	0.00	0.00	0.00	0.00	0.00
142	E	72210	524	200	00000	000 IN SERVICE / STAFF DEVELOPMENT	158,399.24	7,418.81	68,768.46	0.00	89,630.78	43.41
142	E	99100	504	200	00008	000 INDIRECT COST	14,000.00	14,000.00	14,000.00	0.00	0.00	100.00
142	E	99100	590	200	00000	000 TRANSFERS OUT	0.00	0.00	0.00	0.00	0.00	0.00
							<hr/>	<hr/>	<hr/>	<hr/>	<hr/>	<hr/>
							403,746.24	69,714.39	267,488.60	0.00	136,257.64	66.25

Fnd T Acct	Obj Prj Loc	Prg	Account Level Description	2021-22 Budget	June 2021-22 Monthly Activity	2021-22 FYTD Activity	Encumbered Amount	Unexpended Balance - YTD Act	2021-22 FYTD %
440			TITLE IV						
142 E 71100 429 440 00000 000			INSTRUCTIONAL SUPPLIES & MAT.	0.00	0.00	0.00	0.00	0.00	0.00
142 E 71150 116 440 00000 000			TEACHERS	25,644.00	0.00	0.00	0.00	25,644.00	0.00
142 E 71150 201 440 00000 000			SOCIAL SECURITY	1,721.00	0.00	0.00	0.00	1,721.00	0.00
142 E 71150 204 440 00000 000			STATE RETIREMENT	2,610.00	0.00	0.00	0.00	2,610.00	0.00
142 E 71150 207 440 00000 000			MEDICAL INSURANCE	0.00	0.00	0.00	0.00	0.00	0.00
142 E 71150 212 440 00000 000			MEDICARE	403.00	0.00	0.00	0.00	403.00	0.00
142 E 71150 429 440 00000 000			INSTRUCTIONAL SUPPLIES AND MAT	2,000.18	0.00	0.00	0.00	2,000.18	0.00
142 E 72130 123 440 00000 000			GUIDANCE PERSONNEL	55,035.00	13,758.75	55,035.00	0.00	0.00	100.00
142 E 72130 201 440 00000 000			SOCIAL SECURITY	3,281.00	831.51	3,197.40	0.00	83.60	97.45
142 E 72130 204 440 00000 000			STATE RETIREMENT	5,700.00	1,417.14	5,668.56	0.00	31.44	99.45
142 E 72130 207 440 00000 000			MEDICAL INSURANCE	9,360.00	936.00	9,292.80	0.00	67.20	99.28
142 E 72130 212 440 00000 000			EMPLOYER MEDICARE	767.00	194.46	747.76	0.00	19.24	97.49
142 E 72130 499 440 00000 000			OTHER SUPPLIES & MATERIALS	0.00	0.00	0.00	0.00	0.00	0.00
142 E 72130 524 440 00000 000			IN SERVICE / STAFF DEVELOPMENT	7,000.00	0.00	3,614.24	0.00	3,385.76	51.63
142 E 72130 599 440 00000 000			OTHER CHARGES	0.00	0.00	0.00	0.00	0.00	0.00
142 E 72250 105 440 00000 000			SUPERVISOR / DIRECTOR	0.00	0.00	0.00	0.00	0.00	0.00
142 E 72250 524 440 00000 000			IN-SERVICE / STAFF DEVELOPMENT	3,600.00	0.00	0.00	0.00	3,600.00	0.00
142 E 72250 790 440 00000 000			OTHER EQUIPMENT	0.00	0.00	0.00	0.00	0.00	0.00
142 E 72710 201 440 00000 000				0.00	0.00	0.00	0.00	0.00	0.00
142 E 72710 204 440 00000 000				0.00	0.00	0.00	0.00	0.00	0.00
142 E 72710 212 440 00000 000				0.00	0.00	0.00	0.00	0.00	0.00
142 E 72710 599 440 00000 000			OTHER CHARGES	0.00	0.00	0.00	0.00	0.00	0.00
142 E 99100 504 440 00000 000			INDIRECT COST	6,000.00	6,000.00	6,000.00	0.00	0.00	100.00
			440	123,121.18	23,137.86	83,555.76	0.00	39,565.42	67.86

Account Level						2021-22	June 2021-22	2021-22	Encumbered	Unexpended	2021-22
Fnd T Acct	Obj	Prj	Loc	Prg	Description	Budget	Monthly Activity	FYTD Activity	Amount	Balance - YTD Act	FYTD %
700					ARP HOMELESS 2.0						
142 E	72130	189	700	00000	000	5,136.00	0.00	0.00	0.00	5,136.00	0.00
142 E	72130	201	700	00000	000	318.43	0.00	0.00	0.00	318.43	0.00
142 E	72130	204	700	00000	000	529.63	0.00	0.00	0.00	529.63	0.00
142 E	72130	212	700	00000	000	74.47	0.00	0.00	0.00	74.47	0.00
142 E	72130	307	700	00000	000	24,000.00	0.00	0.00	0.00	24,000.00	0.00
142 E	72130	499	700	00000	000	54,519.01	-3,000.00	8,000.00	0.00	46,519.01	14.67
142 E	72710	425	700	00000	000	24,000.00	0.00	0.00	0.00	24,000.00	0.00
					700	108,577.54	-3,000.00	8,000.00	0.00	100,577.54	7.37

Fnd T Acct	Obj Prj Loc	Prg	Account Level Description	2021-22 Budget	June 2021-22 Monthly Activity	2021-22 FYTD Activity	Encumbered Amount	Unexpended Balance - YTD Act	2021-22 FYTD %
800			CARL PERKINS						
142 E	71300 116 800	00021 000	TEACHERS	0.00	0.00	0.00	0.00	0.00	0.00
142 E	71300 189 800	00021 000	OTHER SALARIES & WAGES	3,600.26	0.00	0.00	0.00	3,600.26	0.00
142 E	71300 201 800	00021 000	SOCIAL SECURITY	275.40	0.00	0.00	0.00	275.40	0.00
142 E	71300 204 800	00021 000	STATE RETIREMENT	180.00	0.00	0.00	0.00	180.00	0.00
142 E	71300 207 800	00021 000	MEDICAL INSURANCE	164.40	0.00	0.00	0.00	164.40	0.00
142 E	71300 212 800	00021 000	EMPLOYER MEDICARE	51.00	0.00	0.00	0.00	51.00	0.00
142 E	71300 429 800	00000 000	INSTRUCTIONAL SUPPLIES & MATER	36,369.77	-298.57	36,369.77	0.00	0.00	100.00
142 E	71300 499 800	00000 000	OTHER SUPPLIES AND MATERIALS	13,760.00	-2,015.00	13,973.00	0.00	-213.00	101.55
142 E	71300 599 800	00000 000	OTHER CHARGES	0.00	0.00	0.00	0.00	0.00	0.00
142 E	71300 730 800	00000 000	VOCATIONAL INSTRUCTION EQUIPME	70,546.05	51,330.98	73,595.05	0.00	-3,049.00	104.32
142 E	72130 146 800	00000 000	BUS DRIVERS	0.00	0.00	0.00	0.00	0.00	0.00
142 E	72130 355 800	00000 000	TRAVEL	3,372.00	0.00	2,574.80	0.00	797.20	76.36
142 E	72130 399 800	00000 000	OTHER CONTRACTED SERVICES	0.00	0.00	0.00	0.00	0.00	0.00
142 E	72130 524 800	00000 000	IN SERVICE / STAFF DEVELOPMENT	7,665.81	873.11	6,633.59	0.00	1,032.22	86.53
142 E	72230 162 800	00000 000	CLERICAL PERSONNEL	2,400.18	0.00	0.00	0.00	2,400.18	0.00
142 E	72230 201 800	00000 000	SOCIAL SECURITY	183.60	0.00	0.00	0.00	183.60	0.00
142 E	72230 204 800	00000 000	STATE RETIREMENT	120.00	0.00	0.00	0.00	120.00	0.00
142 E	72230 207 800	00000 000	MEDICAL INSURANCE	109.60	0.00	0.00	0.00	109.60	0.00
142 E	72230 212 800	00000 000	MEDICARE	34.00	0.00	0.00	0.00	34.00	0.00
142 E	72230 599 800	00000 000		0.00	0.00	0.00	0.00	0.00	0.00
142 E	99100 504 800	00008 000	INDIRECT COST	3,293.73	3,293.73	3,293.73	0.00	0.00	100.00
142 E	99100 590 800	00008 000	TRANS. OUT - INDIRECT COST	0.00	0.00	0.00	0.00	0.00	0.00
	800			142,125.80	53,184.25	136,439.94	0.00	5,685.86	96.00

Fnd T Acct		Obj Prj Loc	Prg	Account Level Description	2021-22 Budget	June 2021-22 Monthly Activity	2021-22 FYTD Activity	Encumbered Amount	Unexpended Balance - YTD Act	2021-22 FYTD %
896		FOCUS SCHOOLS - SS								
142	E	71100	189 896	00013 000	OTHER SALARIES & WAGES	0.00	0.00	0.00	0.00	0.00
142	E	71100	195 896	00000 000	CERTIFIED SUBSTITUTE TEACHERS	0.00	0.00	0.00	0.00	0.00
142	E	71100	201 896	00013 000	SOCIAL SECURITY	0.00	0.00	0.00	0.00	0.00
142	E	71100	212 896	00013 000	EMPLOYER MEDICARE	0.00	0.00	0.00	0.00	0.00
142	E	71100	429 896	00000 000	INSTRUCTIONAL SUPPLIES & MATER	0.00	0.00	0.00	0.00	0.00
142	E	72210	189 896	00000 000	OTHER SALARIES & WAGES	0.00	0.00	0.00	0.00	0.00
142	E	72210	201 896	00000 000	SOCIAL SECURITY	0.00	0.00	0.00	0.00	0.00
142	E	72210	204 896	00000 000	STATE RETIREMENT	0.00	0.00	0.00	0.00	0.00
142	E	72210	212 896	00000 000	EMPLOYER MEDICARE	0.00	0.00	0.00	0.00	0.00
142	E	72210	499 896	00000 000	OTHER SUPPLIES AND MATERIALS	0.00	0.00	0.00	0.00	0.00
142	E	72210	524 896	00000 000	IN SERVICE / STAFF DEVELOPMENT	0.00	0.00	0.00	0.00	0.00
142	E	99100	504 896	00008 000	INDIRECT COST	0.00	0.00	0.00	0.00	0.00
					0.00	0.00	0.00	0.00	0.00	0.00
896										

Fnd T Acct		Obj Prj Loc	Prg	Account Level Description	2021-22 Budget	June 2021-22 Monthly Activity	2021-22 FYTD Activity	Encumbered Amount	Unexpended Balance - YTD Act	2021-22 FYTD %
899 IDEA SUSTAINABILITY GRANT										
142	E	71200	195 899	00000 000	0.00	0.00	0.00	0.00	0.00	0.00
142	E	71200	201 899	00000 000	0.00	0.00	0.00	0.00	0.00	0.00
142	E	71200	204 899	00000 000	0.00	0.00	0.00	0.00	0.00	0.00
142	E	71200	212 899	00000 000	0.00	0.00	0.00	0.00	0.00	0.00
142	E	71200	429 899	00000 000	22,405.62	0.00	22,381.00	0.00	24.62	99.89
142	E	71200	725 899	00000 000	0.00	0.00	0.00	0.00	0.00	0.00
142	E	72220	196 899	00000 000	0.00	0.00	0.00	0.00	0.00	0.00
142	E	72220	196 899	00020 000	0.00	0.00	0.00	0.00	0.00	0.00
142	E	72220	201 899	00000 000	0.00	0.00	0.00	0.00	0.00	0.00
142	E	72220	204 899	00000 000	0.00	0.00	0.00	0.00	0.00	0.00
142	E	72220	212 899	00000 000	0.00	0.00	0.00	0.00	0.00	0.00
142	E	72220	524 899	00000 000	13,850.00	0.00	10,849.90	0.00	3,000.10	78.34
899					36,255.62	0.00	33,230.90	0.00	3,024.72	91.66

Fnd T Acct	Obj Prj Loc	Prg	Account Level Description	2021-22 Budget	June 2021-22 Monthly Activity	2021-22 FYTD Activity	Encumbered Amount	Unexpended Balance - YTD Act	2021-22 FYTD %
900			IDEA PART- B						
142 E 71200 116 900 00000 000			TEACHERS	110,192.00	25,190.03	100,900.12	0.00	9,291.88	91.57
142 E 71200 163 900 00000 000			EDUCATIONAL ASSISTANTS	920,351.04	74,228.75	785,891.33	0.00	134,459.71	85.39
142 E 71200 171 900 00000 000			SPEECH PATHOLOGIST	45,630.00	11,403.27	45,613.08	0.00	16.92	99.96
142 E 71200 189 900 00000 000			OTHER SALARIES & WAGES	0.00	0.00	0.00	0.00	0.00	0.00
142 E 71200 201 900 00000 000			SOCIAL SECURITY	61,185.00	6,417.25	53,031.73	0.00	8,153.27	86.67
142 E 71200 204 900 00000 000			STATE RETIREMENT	95,916.00	9,640.24	75,426.83	0.00	20,489.17	78.64
142 E 71200 207 900 00000 000			MEDICAL INSURANCE	365,777.00	26,799.90	278,213.50	0.00	87,563.50	76.06
142 E 71200 212 900 00000 000			EMPLOYER MEDICARE	14,466.00	1,500.84	12,402.77	0.00	2,063.23	85.74
142 E 71200 429 900 00000 000			INSTRUCTIONAL SUPPLIES & MAT.	150,000.00	-598.38	14,040.30	0.00	135,959.70	9.36
142 E 71200 725 900 00000 000			SPECIAL EDUCATION EQUIPMENT	10,000.00	-1,079.97	3,026.39	0.00	6,973.61	30.26
142 E 72210 524 900 00000 000			Staff Development	0.00	0.00	0.00	0.00	0.00	0.00
142 E 72220 189 900 00000 000			OTHER SALARIES & WAGES	0.00	0.00	0.00	0.00	0.00	0.00
142 E 72220 201 900 00000 000			SOCIAL SECURITY	0.00	0.00	0.00	0.00	0.00	0.00
142 E 72220 204 900 00000 000			STATE RETIREMENT	0.00	0.00	0.00	0.00	0.00	0.00
142 E 72220 207 900 00000 000			MEDICAL INSURANCE	0.00	0.00	0.00	0.00	0.00	0.00
142 E 72220 212 900 00000 000			EMPLOYER MEDICARE	0.00	0.00	0.00	0.00	0.00	0.00
142 E 72220 312 900 00000 000			CONTRACTS W PRIVATE AGENCIES	41,409.91	7,736.65	16,749.10	0.00	24,660.81	40.45
142 E 72220 336 900 00000 000			MAINTENANCE & REPAIR OF EQUIPM	10,000.00	0.00	957.00	0.00	9,043.00	9.57
142 E 72220 355 900 00000 000			TRAVEL	25,000.00	923.92	1,530.50	0.00	23,469.50	6.12
142 E 72220 399 900 00000 000			OTHER CONTRACTED SERVICES	0.00	0.00	0.00	0.00	0.00	0.00
142 E 72220 429 900 00000 000			Instructional Supplies & Mat.	0.00	0.00	0.00	0.00	0.00	0.00
142 E 72220 499 900 00000 000			OTHER SUPPLIES AND MATERIALS	50,000.00	-907.57	11,524.37	0.00	38,475.63	23.05
142 E 72220 524 900 00000 000			IN SERVICE / STAFF DEVELOPMENT	75,000.00	0.00	15,112.63	0.00	59,887.37	20.15
142 E 72710 146 900 00020 000			BUS DRIVERS	251,643.00	59,937.53	253,875.45	0.00	-2,232.45	100.89
142 E 72710 201 900 00020 000			SOCIAL SECURITY	15,600.50	3,596.63	14,296.06	0.00	1,304.44	91.64
142 E 72710 204 900 00020 000			STATE RETIREMENT	24,200.79	5,806.61	23,921.88	0.00	278.91	98.85
142 E 72710 207 900 00020 000			MEDICAL INSURANCE	250,000.00	10,605.20	109,852.80	0.00	140,147.20	43.94
142 E 72710 212 900 00020 000			EMPLOYER MEDICARE	3,648.81	841.20	3,343.61	0.00	305.20	91.64
142 E 99100 504 900 00008 000			INDIRECT COST	20,000.00	20,000.00	20,000.00	0.00	0.00	100.00
			900	2,540,020.05	262,042.10	1,839,709.45	0.00	700,310.60	72.43

Account Level		2021-22	June 2021-22	2021-22	Encumbered	Unexpended	2021-22
Fnd T Acct	Obj Prj Loc Prg Description	Budget	Monthly Activity	FYTD Activity	Amount	Balance - YTD Act	FYTD %
901	ARP IDEA PART B						
142 E 71150 116 901 00000 000	TEACHERS	141,000.00	11,661.00	31,026.00	0.00	109,974.00	22.00
142 E 71150 201 901 00000 000	SOCIAL SECURITY	8,814.00	680.26	1,880.87	0.00	6,933.13	21.34
142 E 71150 204 901 00000 000	STATE RETIREMENT	14,523.00	660.79	2,403.64	0.00	12,119.36	16.55
142 E 71150 207 901 00000 000	MEDICAL INSURANCE	30,000.00	0.00	0.00	0.00	30,000.00	0.00
142 E 71150 212 901 00000 000	MEDICARE	2,046.00	159.09	439.88	0.00	1,606.12	21.50
142 E 71200 116 901 00000 000	TEACHERS	35,000.00	0.00	0.00	0.00	35,000.00	0.00
142 E 71200 163 901 00000 000	EDUCATIONAL ASSISTANTS	26,400.00	0.00	0.00	0.00	26,400.00	0.00
142 E 71200 171 901 00000 000	SPEECH PATHOLOGIST	0.00	0.00	0.00	0.00	0.00	0.00
142 E 71200 189 901 00000 000	OTHER SALARIES & WAGES	0.00	0.00	0.00	0.00	0.00	0.00
142 E 71200 201 901 00000 000	SOCIAL SECURITY	3,807.00	0.00	0.00	0.00	3,807.00	0.00
142 E 71200 204 901 00000 000	STATE RETIREMENT	0.00	0.00	0.00	0.00	0.00	0.00
142 E 71200 207 901 00000 000	MEDICAL INSURANCE	0.00	0.00	0.00	0.00	0.00	0.00
142 E 71200 211 901 00000 000	LOCAL RETIREMENT	6,325.00	0.00	0.00	0.00	6,325.00	0.00
142 E 71200 212 901 00000 000	EMPLOYER MEDICARE	860.00	0.00	0.00	0.00	860.00	0.00
142 E 72220 399 901 00000 000	OTHER CONTRACTED SERVICES	0.00	0.00	0.00	0.00	0.00	0.00
142 E 72220 499 901 00000 000	OTHER SUPPLIES AND MATERIALS	95,163.93	11,861.85	37,218.50	0.00	57,945.43	39.11
142 E 72220 524 901 00000 000	IN-SERVICE / STAFF DEVELOPMENT	85,000.00	0.00	8,525.00	0.00	76,475.00	10.03
142 E 72710 146 901 00000 000	BUS DRIVERS	19,600.00	0.00	0.00	0.00	19,600.00	0.00
142 E 72710 201 901 00000 000	SOCIAL SECURITY	2,432.00	0.00	0.00	0.00	2,432.00	0.00
142 E 72710 204 901 00000 000	STATE RETIREMENT	5,652.00	0.00	0.00	0.00	5,652.00	0.00
142 E 72710 207 901 00000 000	MEDICAL INSURANCE	0.00	0.00	0.00	0.00	0.00	0.00
142 E 72710 212 901 00000 000	EMPLOYER MEDICARE	570.00	0.00	0.00	0.00	570.00	0.00
901		477,192.93	25,022.99	81,493.89	0.00	395,699.04	17.08

Fnd T Acct	Obj Prj Loc	Prg	Account Level Description	2021-22 Budget	June 2021-22 Monthly Activity	2021-22 FYTD Activity	Encumbered Amount	Unexpended Balance - YTD Act	2021-22 FYTD %
910			IDEA PRESCHOOL						
142 E 71200 163 910 00000 000			EDUCATIONAL ASSISTANTS	36,643.00	1,403.83	16,231.38	0.00	20,411.62	44.30
142 E 71200 201 910 00000 000			SOCIAL SECURITY	1,016.00	78.36	920.18	0.00	95.82	90.57
142 E 71200 204 910 00000 000			STATE RETIREMENT	3,003.00	134.91	1,559.85	0.00	1,443.15	51.94
142 E 71200 207 910 00000 000			MEDICAL INSURANCE	19,023.00	591.90	5,661.90	0.00	13,361.10	29.76
142 E 71200 212 910 00000 000			EMPLOYER MEDICARE	453.00	18.33	215.21	0.00	237.79	47.51
142 E 71200 429 910 00000 000			INSTRUCTIONAL SUPPLIES & MATER	30,000.00	0.00	620.05	0.00	29,379.95	2.07
142 E 71200 499 910 00000 000			OTHER SUPPLIES AND MATERIALS	0.00	0.00	0.00	0.00	0.00	0.00
142 E 71200 725 910 00000 000			SPECIAL EDUCATION EQUIPMENT	0.00	0.00	0.00	0.00	0.00	0.00
142 E 72220 189 910 00000 000			OTHER SALARIES & WAGES	0.00	0.00	0.00	0.00	0.00	0.00
142 E 72220 201 910 00000 000			SOCIAL SECURITY	0.00	0.00	0.00	0.00	0.00	0.00
142 E 72220 204 910 00000 000			STATE RETIREMENT	0.00	0.00	0.00	0.00	0.00	0.00
142 E 72220 207 910 00000 000			EMPLOYER MEDICARE	0.00	0.00	0.00	0.00	0.00	0.00
142 E 72220 212 910 00000 000			EMPLOYER MEDICARE	0.00	0.00	0.00	0.00	0.00	0.00
142 E 72220 355 910 00000 000			TRAVEL	0.00	0.00	0.00	0.00	0.00	0.00
142 E 72220 399 910 00000 000			OTHER CONTRACTED SERVICES	0.00	3,060.00	0.00	0.00	0.00	0.00
142 E 72220 499 910 00000 000			OTHER SUPPLIES AND MATERIALS	10,000.00	-1,145.42	5,246.74	0.00	4,753.26	52.47
142 E 72220 524 910 00000 000			IN SERVICE / STAFF DEVELOPMENT	8,842.07	0.00	0.00	0.00	8,842.07	0.00
142 E 72220 790 910 00000 000			OTHER EQUIPMENT	20,000.00	0.00	8,520.00	0.00	11,480.00	42.60
142 E 99100 504 910 00008 000			INDIRECT COST	0.00	0.00	0.00	0.00	0.00	0.00
			910	128,980.07	4,141.91	38,975.31	0.00	90,004.76	30.22

Account Level						2021-22	June 2021-22	2021-22	Encumbered	Unexpended	2021-22
Fnd T Acct	Obj Prj Loc	Prg	Description	Budget	Monthly Activity	FYTD Activity	Amount	Balance - YTD Act	FYTD %		
911			ARP IDEA PRESCHOOL								
142 E 72220 499 911 00000 000			OTHER SUPPLIES AND MATERIALS	16,814.51	0.00	0.00	0.00	16,814.51	0.00		
142 E 72220 524 911 00000 000			IN-SERVICE / STAFF DEVELOPMENT	15,000.00	0.00	0.00	0.00	15,000.00	0.00		
	911			31,814.51	0.00	0.00	0.00	31,814.51	0.00		

Account Level						2021-22	June 2021-22	2021-22	Encumbered	Unexpended	2021-22
Fnd T Acct	Obj Prj Loc	Prg	Description	Budget	Monthly Activity	FYTD Activity	Amount	Balance - YTD Act	FYTD %		
930	TN ALL CORPS										
142 E 72210 189 930 00000 000	OTHER SALARIES AND WAGES					89,670.00	18,170.32	27,265.32	0.00	62,404.68	30.41
142 E 72210 201 930 00000 000	SOCIAL SECURITY					5,559.54	1,096.80	1,660.69	0.00	3,898.85	29.87
142 E 72210 204 930 00000 000	STATE RETIREMENT					4,927.05	1,631.96	2,335.42	0.00	2,591.63	47.40
142 E 72210 212 930 00000 000	MEDICARE					1,300.22	263.49	395.40	0.00	904.82	30.41
142 E 72210 429 930 00000 000	SUPPLIES & MATERIALS					92,083.08	36,506.25	36,506.25	0.00	55,576.83	39.64
142 E 72210 499 930 00000 000	OTHER SUPPLIES AND MATERIALS					100,460.11	16,137.00	16,137.00	0.00	84,323.11	16.06
930						294,000.00	73,805.82	84,300.08	0.00	209,699.92	28.67

Fnd T Acct	Obj Prj Loc	Prg	Account Level Description	2021-22 Budget	June 2021-22 Monthly Activity	2021-22 FYTD Activity	Encumbered Amount	Unexpended Balance - YTD Act	2021-22 FYTD %
931			ESSER						
142 E 71100 188 931 00000 000			BONUS PAYMENT	370,125.00	370,125.00	370,125.00	0.00	0.00	100.00
142 E 71100 195 931 00000 000			CERTIFIED SUBSTITUTE TEACHERS	0.00	0.00	0.00	0.00	0.00	0.00
142 E 71100 201 931 00000 000			SOCIAL SECURITY	22,947.75	22,947.75	22,947.75	0.00	0.00	100.00
142 E 71100 204 931 00000 000			STATE RETIREMENT	36,982.62	36,982.62	36,982.62	0.00	0.00	100.00
142 E 71100 212 931 00000 000			MEDICARE	5,366.81	5,366.81	5,366.81	0.00	0.00	100.00
142 E 71100 429 931 00000 000			SUPPLIES & MATERIALS	9,899.00	0.00	9,899.00	0.00	0.00	100.00
142 E 71100 471 931 00000 000			SOFTWARE	113,755.95	0.00	113,755.95	0.00	0.00	100.00
142 E 71200 116 931 00000 000			TEACHERS	0.00	0.00	0.00	0.00	0.00	0.00
142 E 71200 189 931 00000 000			OTHER SALARIES AND WAGES	765.00	0.00	765.00	0.00	0.00	100.00
142 E 71200 201 931 00000 000			SOCIAL SECURITY	47.43	0.00	47.43	0.00	0.00	100.00
142 E 71200 204 931 00000 000			STATE RETIREMENT	78.80	0.00	78.80	0.00	0.00	100.00
142 E 71200 212 931 00000 000			MEDICARE	11.09	0.00	11.09	0.00	0.00	100.00
142 E 71200 399 931 00000 000			OTHER CONTRACTED SERVICE	6,482.00	0.00	6,482.00	0.00	0.00	100.00
142 E 71200 429 931 00000 000			INSTRUCTIONAL SUPPLIES & MATER	8,922.30	0.00	8,922.30	0.00	0.00	100.00
142 E 72120 399 931 00000 000			OTHER CONTRACTED SERVICE	0.00	0.00	0.00	0.00	0.00	0.00
142 E 72210 189 931 00000 000			OTHER SALARIES & WAGES	0.00	0.00	0.00	0.00	0.00	0.00
142 E 72210 201 931 00000 000			SOCIAL SECURITY	0.00	0.00	0.00	0.00	0.00	0.00
142 E 72210 204 931 00000 000			STATE RETIREMENT	0.00	0.00	0.00	0.00	0.00	0.00
142 E 72210 212 931 00000 000			EMPLOYER MEDICARE	0.00	0.00	0.00	0.00	0.00	0.00
142 E 72210 524 931 00000 000			IN-SERVICE / STAFF DEVELOPMENT	0.00	0.00	0.00	0.00	0.00	0.00
142 E 99100 504 931 00000 000			INDIRECT COST	26,798.53	26,798.53	26,798.53	0.00	0.00	100.00
		931		602,182.28	462,220.71	602,182.28	0.00	0.00	100.00

Fnd T Acct	Obj Prj Loc	Prg	Account Level Description	2021-22 Budget	June 2021-22 Monthly Activity	2021-22 FYTD Activity	Encumbered Amount	Unexpended Balance - YTD Act	2021-22 FYTD %
934			ESSE 2.0						
142 E 72620 599 934 00000 000			OTHER CHARGES	0.00	0.00	0.00	0.00	0.00	0.00
142 E 72710 146 934 00000 000			BUS DRIVERS	70,000.00	0.00	0.00	0.00	70,000.00	0.00
142 E 72710 201 934 00000 000			SOCIAL SECURITY	4,340.00	0.00	0.00	0.00	4,340.00	0.00
142 E 72710 204 934 00000 000			STATE RETIREMENT	6,727.00	0.00	0.00	0.00	6,727.00	0.00
142 E 72710 212 934 00000 000			MEDICARE	1,015.00	0.00	0.00	0.00	1,015.00	0.00
142 E 72710 412 934 00000 000			DIESEL FUEL	5,000.00	0.00	0.00	0.00	5,000.00	0.00
142 E 73100 165 934 00008 000			CAFETERIA PERONNEL	0.00	0.00	0.00	0.00	0.00	0.00
142 E 73100 201 934 00008 000			SOCIAL SECURITY	0.00	0.00	0.00	0.00	0.00	0.00
142 E 73100 204 934 00008 000			STATE RETIREMENT	0.00	0.00	0.00	0.00	0.00	0.00
142 E 73100 212 934 00008 000			MEDICARE	0.00	0.00	0.00	0.00	0.00	0.00
142 E 76100 707 934 00008 000			BUILDING IMPROVEMENTS	697,470.58	30,195.08	691,686.08	0.00	5,784.50	99.17
142 E 76100 799 934 00008 000			OTHER CAPITAL OUTLAY	300,000.00	0.00	299,905.99	0.00	94.01	99.97
142 E 99100 504 934 00000 000			INDIRECT COST	458,800.00	458,800.00	458,800.00	0.00	0.00	100.00
		934		4,179,697.23	615,712.85	2,590,319.43	0.00	1,589,377.80	61.97

Account Level		2021-22	June 2021-22	2021-22	Encumbered	Unexpended	2021-22
Fnd T Acct	Obj Prj Loc Prg Description	Budget	Monthly Activity	FYTD Activity	Amount	Balance - YTD Act	FYTD %
935	LIT. TEACHER TRAINING STIPEND						
142 E 71100 189 935 00000 000	REGULAR INSTRUCTION	29,000.00	29,000.00	29,000.00	0.00	0.00	100.00
	935	29,000.00	29,000.00	29,000.00	0.00	0.00	100.00

Account Level		2021-22	June 2021-22	2021-22	Encumbered	Unexpended	2021-22
Fnd T Acct	Obj Prj Loc Prg Description	Budget	Monthly Activity	FYTD Activity	Amount	Balance - YTD Act	FYTD %
936	ESSEER PLANNING GRANT						
142 E 72210 399 936 00000 000	OTHER CONTRACTED SERVICE	175,000.00	0.00	115,000.00	0.00	60,000.00	65.71
	936	175,000.00	0.00	115,000.00	0.00	60,000.00	65.71

Fnd T Acct Obj Prj Loc Prg	Account Level Description	2021-22 Budget	June 2021-22 Monthly Activity	2021-22 FYTD Activity	Encumbered Amount	Unexpended Balance - YTD Act	2021-22 FYTD %
937	ESSER 3.0						
142 E 71100 116 937 00000 000	TEACHERS	153,525.00	11,010.75	44,043.00	0.00	109,482.00	28.69
142 E 71100 201 937 00000 000	SOCIAL SECURITY	9,519.00	667.11	2,575.90	0.00	6,943.10	27.06
142 E 71100 204 937 00000 000	STATE RETIREMENT	15,793.12	623.94	3,596.82	0.00	12,196.30	22.77
142 E 71100 207 937 00000 000	MEDICAL INSURANCE	34,920.00	567.60	5,637.60	0.00	29,282.40	16.14
142 E 71100 212 937 00000 000	MEDICARE	2,226.00	156.02	602.44	0.00	1,623.56	27.06
142 E 71100 429 937 00000 000	SUPPLIES & MATERIALS	158,497.58	0.00	123,347.55	0.00	35,150.03	77.82
142 E 71100 449 937 00000 000	TEXTBOOKS	1,300,000.00	0.00	0.00	0.00	1,300,000.00	0.00
142 E 71100 471 937 00000 000	SOFTWARE	954,636.42	6,413.00	55,913.00	0.00	898,723.42	5.86
142 E 71100 499 937 00000 000	OTHER SUPPLIES AND MATERIALS	3,375.00	0.00	2,143.90	0.00	1,231.10	63.52
142 E 71100 722 937 00000 000	REGULAR INSTRUCTION EQUIPMENT	25,767.20	0.00	20,885.60	0.00	4,881.60	81.05
142 E 71200 116 937 00000 000	TEACHERS	52,500.00	30,918.42	30,918.42	0.00	21,581.58	58.89
142 E 71200 163 937 00000 000	EDUCATIONAL ASSISTANTS	27,720.00	13,088.36	13,088.36	0.00	14,631.64	47.22
142 E 71200 201 937 00000 000	SOCIAL SECURITY	14,919.00	2,728.44	2,728.44	0.00	12,190.56	18.29
142 E 71200 204 937 00000 000	STATE RETIREMENT	24,789.00	3,901.63	3,901.63	0.00	20,887.37	15.74
142 E 71200 212 937 00000 000	MEDICARE	3,492.00	638.10	638.10	0.00	2,853.90	18.27
142 E 72120 189 937 00000 000	OTHER SALARIES AND WAGES	2,640.00	0.00	2,640.00	0.00	0.00	100.00
142 E 72120 201 937 00000 000	SOCIAL SECURITY	163.68	0.00	163.68	0.00	0.00	100.00
142 E 72120 204 937 00000 000	STATE RETIREMENT	271.92	0.00	271.92	0.00	0.00	100.00
142 E 72120 212 937 00000 000	MEDICARE	38.28	0.00	38.28	0.00	0.00	100.00
142 E 72120 399 937 00000 000	OTHER CONTRACTED SERVICE	120,000.00	0.00	0.00	0.00	120,000.00	0.00
142 E 72120 471 937 00000 000	SOFTWARE	90,000.00	0.00	0.00	0.00	90,000.00	0.00
142 E 72120 599 937 00000 000	OTHER CHARGES	51,000.00	269.99	37,419.42	0.00	13,580.58	73.37
142 E 72130 123 937 00000 000	GUIDANCE PERSONNEL	281,000.00	16,469.42	30,868.34	0.00	250,131.66	10.99
142 E 72130 130 937 00000 000	SOCIAL WORKERS	495,000.00	11,584.98	29,633.72	0.00	465,366.28	5.99
142 E 72130 201 937 00000 000	SOCIAL SECURITY	48,082.00	1,719.83	3,674.21	0.00	44,407.79	7.64
142 E 72130 204 937 00000 000	STATE RETIREMENT	76,464.00	2,322.83	5,190.12	0.00	71,273.88	6.79
142 E 72130 207 937 00000 000	MEDICAL INSURANCE	228,240.00	3,745.00	10,237.00	0.00	218,003.00	4.49
142 E 72130 212 937 00000 000	MEDICARE	11,214.00	402.22	859.29	0.00	10,354.71	7.66
142 E 72130 399 937 00000 000	OTHER CONTRACTED SERVICE	87,577.04	0.00	12,607.52	0.00	74,969.52	14.40
142 E 72210 189 937 00000 000	OTHER SALARIES AND WAGES	856,296.00	0.00	0.00	0.00	856,296.00	0.00
142 E 72210 201 937 00000 000	SOCIAL SECURITY	53,090.00	0.00	0.00	0.00	53,090.00	0.00
142 E 72210 204 937 00000 000	STATE RETIREMENT	88,198.00	0.00	0.00	0.00	88,198.00	0.00
142 E 72210 212 937 00000 000	MEDICARE	12,416.00	0.00	0.00	0.00	12,416.00	0.00
142 E 72210 471 937 00000 000	SOFTWARE	7,187.50	0.00	0.00	0.00	7,187.50	0.00
142 E 72210 524 937 00000 000	IN-SERVICE / STAFF DEVELOPMENT	604,460.77	1,275.00	44,196.00	0.00	560,264.77	7.31
142 E 72250 599 937 00000 000	OTHER CHARGES	119,139.00	0.00	0.00	0.00	119,139.00	0.00
142 E 72710 146 937 00000 000	BUS DRIVERS	41,340.00	0.00	0.00	0.00	41,340.00	0.00
142 E 72710 201 937 00000 000	SOCIAL SECURITY	6,209.00	0.00	0.00	0.00	6,209.00	0.00

Account Level						2021-22	June 2021-22	2021-22	Encumbered	Unexpended	2021-22
Fnd T Acct	Obj Prj Loc	Prg	Description	Budget	Monthly Activity	FYTD Activity	Amount	Balance - YTD Act	FYTD %		
937	ESSEER 3.0										
142 E 72710 204 937 00000 000	STATE RETIREMENT					10,394.00	0.00	0.00	0.00	10,394.00	0.00
142 E 72710 212 937 00000 000	MEDICARE					1,453.00	0.00	0.00	0.00	1,453.00	0.00
142 E 76100 707 937 00008 000	BUILDING IMPROVEMENTS					5,681,595.24	700,723.57	1,296,688.32	0.00	4,384,906.92	22.82
142 E 99100 504 937 00000 000	INDIRECT COST					208,041.72	208,041.72	208,041.72	0.00	0.00	100.00
937						11,963,190.47	1,017,267.93	1,992,550.30	0.00	9,970,640.17	16.66

Fnd T Acct		Obj	Prj	Loc	Prg	Account Level Description	2021-22 Budget	June 2021-22 Monthly Activity	2021-22 FYTD Activity	Encumbered Amount	Unexpended Balance - YTD Act	2021-22 FYTD %
938 BEST FOR ALL DISTRICT GRANT												
142	E	71100	163	938	00000	000 EDUCATIONAL ASSISTANTS	16,024.00	0.00	0.00	0.00	16,024.00	0.00
142	E	71100	201	938	00000	000 SOCIAL SECURITY	993.00	0.00	0.00	0.00	993.00	0.00
142	E	71100	204	938	00000	000 STATE RETIREMENT	1,540.00	0.00	0.00	0.00	1,540.00	0.00
142	E	71100	212	938	00000	000 MEDICARE	232.00	0.00	0.00	0.00	232.00	0.00
142	E	71100	429	938	00000	000 SUPPLIES & MATERIALS	165,544.00	8,735.05	23,879.52	0.00	141,664.48	14.42
142	E	71100	499	938	00000	000 OTHER SUPPLIES AND MATERIALS	2,300.00	0.00	239.98	0.00	2,060.02	10.43
142	E	71100	722	938	00000	000 REGULAR INSTRUCTION EQUIPMENT	57,999.00	3,234.10	3,234.10	0.00	54,764.90	5.58
142	E	72210	189	938	00000	000 OTHER SALARIES AND WAGES	4,200.00	0.00	759.00	0.00	3,441.00	18.07
142	E	72210	201	938	00000	000 SOCIAL SECURITY	403.00	0.00	47.06	0.00	355.94	11.68
142	E	72210	204	938	00000	000 STATE RETIREMENT	670.00	0.00	76.47	0.00	593.53	11.41
142	E	72210	212	938	00000	000 MEDICARE	95.00	0.00	11.01	0.00	83.99	11.59
938							250,000.00	11,969.15	28,247.14	0.00	221,752.86	11.30

Account Level		2021-22	June 2021-22	2021-22	Encumbered	Unexpended	2021-22
Fnd T Acct	Obj Prj Loc Prg Description	Budget	Monthly Activity	FYTD Activity	Amount	Balance - YTD Act	FYTD %
939	FISCAL PRE-MONITORING SUPPORTS						
142 E 72510 399 939 00000 000	OTHER CONTRACTED SERVICE	46,200.00	13,185.00	13,185.00	0.00	33,015.00	28.54
	939	46,200.00	13,185.00	13,185.00	0.00	33,015.00	28.54

Fnd T Acct	Obj Prj Loc	Prg	Account Level Description	2021-22 Budget	June 2021-22 Monthly Activity	2021-22 FYTD Activity	Encumbered Amount	Unexpended Balance - YTD Act	2021-22 FYTD %
940			EPIDEMIOLOGY & LABORATORY ELC						
142 E 72120 105 940 00000 000			DIRECTOR	15,000.00	0.00	15,000.00	0.00	0.00	100.00
142 E 72120 131 940 00000 000			MEDICAL PERSONNEL	110,000.00	2,826.37	99,004.67	0.00	10,995.33	90.00
142 E 72120 201 940 00000 000			SOCIAL SECURITY	7,750.00	169.26	7,060.56	0.00	689.44	91.10
142 E 72120 204 940 00000 000			STATE RETIREMENT	11,772.25	262.35	8,945.85	0.00	2,826.40	75.99
142 E 72120 206 940 00000 000			LIFE INSURANCE	200.00	0.00	0.00	0.00	200.00	0.00
142 E 72120 207 940 00000 000			MEDICAL INSURANCE	14,760.00	0.00	0.00	0.00	14,760.00	0.00
142 E 72120 212 940 00000 000			MEDICARE	1,885.00	39.59	1,651.29	0.00	233.71	87.60
142 E 72120 355 940 00000 000			TRAVEL	1,000.00	0.00	96.35	0.00	903.65	9.64
142 E 72120 399 940 00000 100			OTHER CONTRACTED SERVICE	245,000.00	210.00	23,170.00	0.00	221,830.00	9.46
142 E 72120 413 940 00000 000			DRUGS & MEDICAL	1,566.98	0.00	1,138.33	0.00	428.65	72.64
142 E 72120 735 940 00000 000			HEALTH EQUIPMENT	248,000.00	9,767.40	166,128.26	0.00	81,871.74	66.99
142 E 72130 189 940 00000 000			OTHER SALARIES AND WAGES	141,106.75	23,670.00	46,805.00	0.00	94,301.75	33.17
142 E 72130 201 940 00000 000			SOCIAL SECURITY	9,486.00	1,467.54	2,901.91	0.00	6,584.09	30.59
142 E 72130 212 940 00000 000			MEDICARE	2,218.50	343.22	678.68	0.00	1,539.82	30.59
142 E 72130 399 940 00000 000			OTHER CONTRACTED SERVICE	280,000.00	76,363.56	99,696.90	0.00	180,303.10	35.61
142 E 72130 499 940 00000 000			OTHER SUPPLIES AND MATERIALS	57,000.00	3,341.63	48,396.29	0.00	8,603.71	84.91
142 E 76100 707 940 00008 000			BUILDING IMPROVEMENTS	275,000.00	0.00	3,660.46	0.00	271,339.54	1.33
			940	1,421,745.48	118,460.92	524,334.55	0.00	897,410.93	36.88

Fnd T Acct	Obj Prj Loc	Prg	Account Level Description	2021-22 Budget	June 2021-22 Monthly Activity	2021-22 FYTD Activity	Encumbered Amount	Unexpended Balance - YTD Act	2021-22 FYTD %
950			CIVICS SEAL GRANT						
142 E 71100 195 950 00000 000			CERTIFIED SUBSTITUTE TEACHERS	0.01	0.00	0.00	0.00	0.01	0.00
142 E 71100 201 950 00000 000			SOCIAL SECURITY	0.01	0.00	0.00	0.00	0.01	0.00
142 E 71100 212 950 00000 000			MEDICARE	0.01	0.00	0.00	0.00	0.01	0.00
142 E 71100 429 950 00000 000			SUPPLIES & MATERIALS	5,094.50	0.00	5,094.50	0.00	0.00	100.00
142 E 71100 471 950 00000 000			SOFTWARE	50.00	0.00	50.00	0.00	0.00	100.00
142 E 71100 599 950 00000 000			OTHER CHARGES	970.24	0.00	952.00	0.00	18.24	98.12
142 E 72210 524 950 00000 000			IN-SERVICE / STAFF DEVELOPMENT	3,500.01	0.00	3,500.00	0.00	0.01	100.00
142 E 72710 146 950 00000 000			BUS DRIVERS	241.72	0.00	222.00	0.00	19.72	91.84
142 E 72710 201 950 00000 000			SOCIAL SECURITY	36.46	0.00	13.76	0.00	22.70	37.74
142 E 72710 204 950 00000 000				0.00	0.00	21.34	0.00	-21.34	0.00
142 E 72710 204 950 10000 100			STATE RETIREMENT	56.51	0.00	0.00	0.00	56.51	0.00
142 E 72710 212 950 00000 000			MEDICARE	8.53	0.00	3.21	0.00	5.32	37.63
142 E 72710 412 950 00000 000			DIESEL FUEL	42.00	0.00	21.00	0.00	21.00	50.00
	950			10,000.00	0.00	9,877.81	0.00	122.19	98.78

Account Level		2021-22	June 2021-22	2021-22	Encumbered	Unexpended	2021-22
Fnd T Acct	Obj Prj Loc Prg Description	Budget	Monthly Activity	FYTD Activity	Amount	Balance - YTD Act	FYTD %
951	HQIM LITERACY IMPLEMENTATION N						
142 E 71100 429 951 00000 000	SUPPLIES & MATERIALS	5,000.00	0.00	0.00	0.00	5,000.00	0.00
142 E 72210 399 951 00000 000	OTHER CONTRACTED SERVICE	73,000.00	19,656.00	72,800.00	0.00	200.00	99.73
142 E 72210 524 951 00000 000	IN-SERVICE / STAFF DEVELOPMENT	5,000.00	0.00	0.00	0.00	5,000.00	0.00
	951	83,000.00	19,656.00	72,800.00	0.00	10,200.00	87.71

Account Level		2021-22	June 2021-22	2021-22	Encumbered	Unexpended	2021-22
Fnd T Acct	Obj Prj Loc Prg Description	Budget	Monthly Activity	FYTD Activity	Amount	Balance - YTD Act	FYTD %
952	EARLY LITERACY NETWORKS						
142 E 72210 399 952 00000 000	OTHER CONTRACTED SERVICE	80,000.00	40,000.00	40,000.00	0.00	40,000.00	50.00
	952	80,000.00	40,000.00	40,000.00	0.00	40,000.00	50.00

Number of Accounts: 509

***** End of report *****

Fnd T Acct	Obj Prj Loc	Prg	Account Level Description	Amount
A			Asset	
142 A 11130 000 100 00000 000			CASH IN BANK-PAYROLL	0.00
142 A 11130 000 440 00000 000			CASH IN BANK-PAYROLL	0.00
142 A 11130 --- --- ----- ---				0.00
142 A 11140 000 010 00000 142			CASH WITH TRUSTEE - CON ADMIN	0.00
142 A 11140 000 010 99141 141				0.00
142 A 11140 000 010 99142 142				32,133.80
142 A 11140 000 100 00000 000			CASH WITH TRUSTEE	0.00
142 A 11140 000 100 00000 142			CASH WITH TRUSTEE - TITLE I	0.00
142 A 11140 000 100 99141 141				0.00
142 A 11140 000 100 99142 142				217,394.98CR
142 A 11140 000 101 99142 142				0.00
142 A 11140 000 160 00000 000			TITLE I-D	0.00
142 A 11140 000 160 99141 141				0.00
142 A 11140 000 160 99142 142				2,500.00CR
142 A 11140 000 171 99142 142				0.00
142 A 11140 000 172 99142 142				0.00
142 A 11140 000 200 00000 142			CASH WITH TRUSTEE - TITLE II-A	0.00
142 A 11140 000 200 99141 141				0.00
142 A 11140 000 200 99142 142				40,099.23CR
142 A 11140 000 300 00000 142			CASH WITH TRUSTEE - TITLE III	0.00
142 A 11140 000 440 00000 141			CASH WITH TRUSTEE	0.00
142 A 11140 000 440 99141 141				0.00
142 A 11140 000 440 99142 142				15,415.58CR
142 A 11140 000 480 00000 142			CASH WITH TRUSTEE - FTTT DISCR	0.00
142 A 11140 000 580 00000 142			CASH WITH TRUSTEE - FTTT	0.00
142 A 11140 000 700 99142 142				3,000.00
142 A 11140 000 720 99142 142				0.00
142 A 11140 000 800 00000 142			CASH WITH TRUSTEE - CARL PERKI	0.00
142 A 11140 000 800 99141 141				0.00
142 A 11140 000 800 99142 142				4,125.27CR
142 A 11140 000 801 00000 142			CASH WITH TRUSTEE - CTE RESERV	0.00
142 A 11140 000 801 99142 142				0.00
142 A 11140 000 802 99142 142				0.00
142 A 11140 000 803 99142 142				0.00
142 A 11140 000 891 00000 142			CASH WITH TRUSTEE - STATE DISC	0.00
142 A 11140 000 891 99142 142				0.00
142 A 11140 000 892 00000 142			CASH WITH TRUSTEE - DISC PRESC	0.00
142 A 11140 000 892 99142 142				0.00
142 A 11140 000 893 00000 142			CASH WITH TRUSTEE - IDEA DISC	0.00
142 A 11140 000 893 99142 142				0.00
142 A 11140 000 894 00000 142			CASH WITH TRUSTEE - FS GRAY	0.00
142 A 11140 000 894 99142 142				0.00
142 A 11140 000 895 00000 142			CASH WITH TRUSTEE - FS JM	0.00
142 A 11140 000 895 99142 142				0.00
142 A 11140 000 896 00000 142			CASH WITH TRUSTEE - FS SS	0.00
142 A 11140 000 896 99142 142				0.00
142 A 11140 000 897 99142 142				0.00
142 A 11140 000 898 99142 142				0.00
142 A 11140 000 899 99141 141				0.00
142 A 11140 000 899 99142 142				0.00
142 A 11140 000 900 00000 000			CASH WITH TRUSTEE-IDEA PART B	0.00
142 A 11140 000 900 00000 142			CASH WITH TRUSTEE-IDEA PART B	0.00
142 A 11140 000 900 99141 141				0.00
142 A 11140 000 900 99142 142				92,289.32CR

Fnd T Acct	Obj Prj Loc	Prg	Account Level Description	Amount
A			Asset	
142 A 11140 000 901 00000 142			EDUCATION HANDICAPPED ACT - I	0.00
142 A 11140 000 901 99142 142				16,721.88CR
142 A 11140 000 902 00000 142			EDUCATION HANDICAPPED ACT - ID	0.00
142 A 11140 000 910 00000 142			CASH WITH TRUSTEE - IDEA PRESC	0.00
142 A 11140 000 910 99141 141				0.00
142 A 11140 000 910 99142 142				1,938.88CR
142 A 11140 000 930 99142 142				72,520.20CR
142 A 11140 000 931 99141 141				0.00
142 A 11140 000 931 99142 142				26,798.53CR
142 A 11140 000 932 99142 142				0.00
142 A 11140 000 933 99142 142				0.00
142 A 11140 000 934 99142 142				554,487.54CR
142 A 11140 000 935 99142 142				20,000.00CR
142 A 11140 000 936 99142 142				0.00
142 A 11140 000 937 99142 142				269,006.60CR
142 A 11140 000 938 99142 142				9,880.10CR
142 A 11140 000 940 99142 142				2,848.00CR
142 A 11140 000 950 99141 141				0.00
142 A 11140 000 950 99142 142				21.00
142 A 11140 000 951 99142 142				19,656.00CR
142 A 11140 000 952 99142 142				40,000.00CR
142 A 11140 --- --- ----- ---				1,370,527.31CR
142 A 11400 000 900 00000 142			DUE FROM OTHER FUNDS	0.00
142 A 11400 --- --- ----- ---				0.00
142 A 11430 000 010 00000 142			DUE FROM OTHER GOVERNMENTS	31,971.97CR
142 A 11430 000 100 00000 142			DUE FROM OTHER GOVERNMENTS	237,157.32
142 A 11430 000 101 00000 142			DUE FROM OTHER GOVERNMENTS	0.00
142 A 11430 000 160 00000 142			DUE FROM OTHER GOVERNMENTS	2,500.00
142 A 11430 000 171 00000 142			DUE FROM OTHER GOVERNMENTS	0.00
142 A 11430 000 172 00000 142			ADAPTIVE LEARNING TECH. GRANT	0.00
142 A 11430 000 200 00000 142			DUE FROM OTHER GOVERNMENTS	43,741.73
142 A 11430 000 300 00000 142			DUE FROM OTHER GOVERNMENTS	0.00
142 A 11430 000 440 00000 142			DUE FROM OTHER GOVERNMENTS	16,818.96
142 A 11430 000 580 00000 142			DUE FROM OTHER GOVERNMENTS	0.00
142 A 11430 000 700 00000 142			ARP HOMELESS 2.0	3,000.00CR
142 A 11430 000 720 00000 142			DUE FROM OTHER GOVERNMENTS	0.00
142 A 11430 000 800 00000 142			DUE FROM OTHER GOVERNMENTS	55,456.25
142 A 11430 000 801 00000 142			DUE FROM OTHER GOVERNMENTS	0.00
142 A 11430 000 802 00000 142			PERKINS-NEW SKILLS FOR YOUTH	0.00
142 A 11430 000 891 00000 142			DUE FROM OTHER GOVERNMENTS	0.00
142 A 11430 000 892 00000 142			DUE FROM OTHER GOVERNMENTS	0.00
142 A 11430 000 893 00000 142			DUE FROM OTHER GOVERNMENTS	0.00
142 A 11430 000 894 00000 142			Focus School Gray	0.00
142 A 11430 000 895 00000 142			Focus School JM	0.00
142 A 11430 000 896 00000 000			DUE FROM OTHER GOVERNMENTS	0.00
142 A 11430 000 896 00000 142			Focus Schools SS	0.00
142 A 11430 000 898 00000 142			DUE FROM OTHER GOVERNMENTS	0.00
142 A 11430 000 900 00000 142			DUE FROM OTHER GOVERNMENTS	100,102.48
142 A 11430 000 901 00000 142			DUE FROM OTHER GOVERNMENTS	17,577.02
142 A 11430 000 910 00000 142			DUE FROM OTHER GOVERNMENTS	1,938.88
142 A 11430 000 930 00000 142			DUE FROM OTHER GOVERNMENTS	73,805.82
142 A 11430 000 931 00000 142			DUE FROM OTHER GOVERNMENTS	26,798.53
142 A 11430 000 934 00000 142			DUE FROM OTHER GOVERNMENTS	568,582.77

Fnd T Acct	Obj Prj Loc	Prg	Account Level Description	Amount
A Asset				
142 A 11430 000 935 00000 142			DUE FROM OTHER GOVERNMENTS	20,000.00
142 A 11430 000 937 00000 142			ESSER 3.0	276,283.57
142 A 11430 000 938 00000 142			BEST FOR ALL DISTRICT GRANT	9,880.10
142 A 11430 000 939 00000 142			DUE FROM OTHER GOVERNMENTS	13,185.00
142 A 11430 000 940 00000 142			EPIDEMIOOGY & LABORATORY ELC	2,848.00
142 A 11430 000 950 00000 142			CIVICS SEAL GRANT	21.00CR
142 A 11430 000 951 00000 142			HQIM LITERACY IMPLEMENTATION	19,656.00
142 A 11430 000 952 00000 142			EARLY LITERACY NETWORKS	40,000.00
				<hr/>
142 A 11430 --- --- ----- ---				1,491,339.46
142 A 11440 000 010 00000 000			DUE FROM OTHER FUNDS-CON ADMIN	0.00
142 A 11440 000 160 00000 000			TITLE I-D	0.00
142 A 11440 000 440 00000 000			DUE FROM OTHER FUNDS	0.00
142 A 11440 000 800 00000 142			DUE FROM OTHER FUNDS-CTE BASIC	0.00
142 A 11440 000 891 00000 142			DUE FROM OTHER FUNDS-STATE DIS	0.00
142 A 11440 000 892 00000 000			DUE FROM OTHER FUNDS-DISC PREK	0.00
142 A 11440 000 895 00000 000			DUE FROM OTHER FUNDS-FS JMS	0.00
142 A 11440 000 896 00000 000			DUE FROM OTHER FUNDS-FS SS	0.00
142 A 11440 000 900 00000 000			DUE FROM OTHER FUNDS-IDEA B	0.00
142 A 11440 000 900 00000 142				0.00
142 A 11440 000 910 00000 000			DUE FROM OTHER FUNDS	0.00
142 A 11440 000 934 00000 142			DUE FROM OTHER FUNDS	0.00
142 A 11440 000 935 00000 000			DUE FROM OTHER FUNDS	0.00
				<hr/>
142 A 11440 --- --- ----- ---				0.00
				<hr/>
142 A ----- --- --- ----- ---				120,812.15
				=====

Fnd T Acct	Obj Prj Loc	Prg	Account Level Description	Amount
L Liability				
142 L 21100 000 010 00000 000			ACCOUNTS PAYABLE	0.00
142 L 21100 000 100 00000 000			ACCOUNTS PAYABLE	0.00
142 L 21100 000 101 00000 000				0.00
142 L 21100 000 160 00000 000			TITLE I-D	0.00
142 L 21100 000 171 00000 000				0.00
142 L 21100 000 172 00000 000				0.00
142 L 21100 000 200 00000 000			ACCOUNTS PAYABLE	0.00
142 L 21100 000 440 00000 000			ACCOUNTS PAYABLE	0.00
142 L 21100 000 700 00000 000				0.00
142 L 21100 000 720 00000 000				0.00
142 L 21100 000 800 00000 000			ACCOUNTS PAYABLE	51,330.98CR
142 L 21100 000 801 00000 000			ACCOUNTS PAYABLE	0.00
142 L 21100 000 802 00000 000				0.00
142 L 21100 000 803 00000 000				0.00
142 L 21100 000 891 00000 000			ACCOUNTS PAYABLE	0.00
142 L 21100 000 892 00000 000			ACCOUNTS PAYABLE	0.00
142 L 21100 000 893 00000 000			ACCOUNTS PAYABLE	0.00
142 L 21100 000 894 00000 000			ACCOUNTS PAYABLE	0.00
142 L 21100 000 895 00000 000			ACCOUNTS PAYABLE	0.00
142 L 21100 000 896 00000 000			ACCOUNTS PAYABLE	0.00
142 L 21100 000 897 00000 000				0.00
142 L 21100 000 898 00000 000				0.00
142 L 21100 000 899 00000 000				0.00

Fnd T Acct	Obj Prj Loc	Prg	Account Level Description	Amount
L			Liability	
142 L 21100 000 900 00000 000			ACCOUNTS PAYABLE	0.00
142 L 21100 000 901 00000 000				0.00
142 L 21100 000 910 00000 000			ACCOUNTS PAYABLE	0.00
142 L 21100 000 930 00000 000				0.00
142 L 21100 000 931 00000 000				0.00
142 L 21100 000 932 00000 000				0.00
142 L 21100 000 933 00000 000				0.00
142 L 21100 000 934 00000 000				0.00
142 L 21100 000 935 00000 000				0.00
142 L 21100 000 936 00000 000				0.00
142 L 21100 000 937 00000 000				0.00
142 L 21100 000 938 00000 000				0.00
142 L 21100 000 939 00000 000			FISCAL PRE-MONITORING SUPPORTS	13,185.00CR
142 L 21100 000 940 00000 000				0.00
142 L 21100 000 950 00000 000				0.00
142 L 21100 000 951 00000 000				0.00
142 L 21100 000 952 00000 000				0.00
142 L 21100 --- --- ----- ---				64,515.98CR
142 L 21200 000 100 00000 000			ACCRUED PAYROLL	0.00
142 L 21200 000 931 00000 000			ACCRUED PAYROLL	0.00
142 L 21200 000 934 00000 000			ACCRUED PAYROLL	0.00
142 L 21200 000 935 00000 000			ACCRUED PAYROLL	0.00
142 L 21200 --- --- ----- ---				0.00
142 L 21310 000 010 00000 000			INCOME TAX WITHHELD AND UNPAID	0.00
142 L 21310 000 100 00000 000			INCOME TAX WITHHELD AND UNPAID	0.00
142 L 21310 000 160 00000 000			TITLE I-D	0.00
142 L 21310 000 200 00000 000			INCOME TAX WITHHELD AND UNPAID	0.00
142 L 21310 000 440 00000 000			INCOME TAX WITHHELD AND UNPAID	0.00
142 L 21310 000 580 00000 000			INCOME TAX WITHHELD AND UNPAID	0.00
142 L 21310 000 720 00000 000				0.00
142 L 21310 000 800 00000 000			INCOME TAX WITHHELD AND UNPAID	0.00
142 L 21310 000 891 00000 000			INCOME TAX WITHHELD AND UNPAID	0.00
142 L 21310 000 892 00000 000			INCOME TAX WITHHELD AND UNPAID	0.00
142 L 21310 000 894 00000 000			INCOME TAX WITHHELD AND UNPAID	0.00
142 L 21310 000 895 00000 000			INCOME TAX WITHHELD AND UNPAID	0.00
142 L 21310 000 896 00000 000			INCOME TAX WITHHELD AND UNPAID	0.00
142 L 21310 000 900 00000 000			INCOME TAX WITHHELD AND UNPAID	0.00
142 L 21310 000 901 00000 000				0.00
142 L 21310 000 910 00000 000			INCOME TAX WITHHELD AND UNPAID	0.00
142 L 21310 000 930 00000 000				0.00
142 L 21310 000 931 00000 000				0.00
142 L 21310 000 934 00000 000				0.00
142 L 21310 000 937 00000 000				0.00
142 L 21310 000 938 00000 000				0.00
142 L 21310 000 940 00000 000				0.00
142 L 21310 000 950 00000 000				0.00
142 L 21310 --- --- ----- ---				0.00
142 L 21320 000 010 00000 000			SOCIAL SECURITY TAX	0.00
142 L 21320 000 100 00000 000			SOCIAL SECURITY TAX	0.00
142 L 21320 000 160 00000 000			TITLE I-D	0.00
142 L 21320 000 200 00000 000			SOCIAL SECURITY TAX	0.00
142 L 21320 000 440 00000 000			SOCIAL SECURITY TAX	0.00

Fnd T Acct	Obj Prj Loc	Prg	Account Level Description	Amount
L			Liability	
142 L 21320 000 580 00000 000			SOCIAL SECURITY TAX	0.00
142 L 21320 000 720 00000 000				0.00
142 L 21320 000 800 00000 000			SOCIAL SECURITY TAX	0.00
142 L 21320 000 891 00000 000			SOCIAL SECURITY TAX	0.00
142 L 21320 000 894 00000 000			SOCIAL SECURITY TAX	0.00
142 L 21320 000 895 00000 000			SOCIAL SECURITY TAX	0.00
142 L 21320 000 896 00000 000			SOCIAL SECURITY TAX	0.00
142 L 21320 000 900 00000 000			SOCIAL SECURITY TAX	0.00
142 L 21320 000 901 00000 000				0.00
142 L 21320 000 910 00000 000			SOCIAL SECURITY TAX	0.00
142 L 21320 000 930 00000 000				0.00
142 L 21320 000 931 00000 000				0.00
142 L 21320 000 934 00000 000				0.00
142 L 21320 000 937 00000 000				0.00
142 L 21320 000 938 00000 000				0.00
142 L 21320 000 940 00000 000				0.00
142 L 21320 000 950 00000 000				0.00
				<hr/>
142 L 21320 --- --- ----- ---				0.00
142 L 21325 000 010 00000 000			EMPLOYEE MEDICARE DEDUCTION	0.00
142 L 21325 000 100 00000 000			EMPLOYEE MEDICARE DEDUCTION	0.00
142 L 21325 000 160 00000 000			TITLE I-D	0.00
142 L 21325 000 200 00000 000			EMPLOYEE MEDICARE DEDUCTION	0.00
142 L 21325 000 440 00000 000			EMPLOYEE MEDICARE DEDUCTION	0.00
142 L 21325 000 580 00000 000			EMPLOYEE MEDICARE DEDUCTION	0.00
142 L 21325 000 720 00000 000				0.00
142 L 21325 000 800 00000 000			EMPLOYEE MEDICARE DEDUCTION	0.00
142 L 21325 000 891 00000 000			EMPLOYEE MEDICARE DEDUCTION	0.00
142 L 21325 000 892 00000 000			EMPLOYEE MEDICARE DEDUCTION	0.00
142 L 21325 000 894 00000 000			EMPLOYEE MEDICARE DEDUCTION	0.00
142 L 21325 000 895 00000 000			EMPLOYEE MEDICARE DEDUCTION	0.00
142 L 21325 000 896 00000 000			EMPLOYEE MEDICARE DEDUCTION	0.00
142 L 21325 000 900 00000 000			EMPLOYEE MEDICARE DEDUCTION	0.00
142 L 21325 000 901 00000 000				0.00
142 L 21325 000 910 00000 000			EMPLOYEE MEDICARE DEDUCTION	0.00
142 L 21325 000 930 00000 000				0.00
142 L 21325 000 931 00000 000				0.00
142 L 21325 000 934 00000 000				0.00
142 L 21325 000 937 00000 000				0.00
142 L 21325 000 938 00000 000				0.00
142 L 21325 000 940 00000 000				0.00
142 L 21325 000 950 00000 000				0.00
				<hr/>
142 L 21325 --- --- ----- ---				0.00
142 L 21330 000 010 00000 000			RETIREMENT CONTRIBUTIONS	161.83CR
142 L 21330 000 100 00000 000			RETIREMENT CONTRIBUTIONS	19,622.50CR
142 L 21330 000 160 00000 000			RETIREMENT CONTRIBUTIONS	0.00
142 L 21330 000 200 00000 000			RETIREMENT CONTRIBUTIONS	3,512.72CR
142 L 21330 000 440 00000 000			RETIREMENT CONTRIBUTIONS	1,403.38CR
142 L 21330 000 580 00000 000			RETIREMENT CONTRIBUTIONS	0.00
142 L 21330 000 720 00000 000				0.00
142 L 21330 000 800 00000 000			RETIREMENT CONTRIBUTIONS	0.00
142 L 21330 000 891 00000 000			RETIREMENT CONTRIBUTIONS	0.00
142 L 21330 000 892 00000 000				0.00
142 L 21330 000 894 00000 000				0.00

Fnd T Acct	Obj Prj Loc	Prg	Account Level Description	Amount
L			Liability	
142 L 21330 000 895 00000 000			RETIREMENT CONTRIBUTIONS	0.00
142 L 21330 000 896 00000 000				0.00
142 L 21330 000 900 00000 000			RETIREMENT CONTRIBUTIONS	6,912.36CR
142 L 21330 000 901 00000 000				699.66CR
142 L 21330 000 910 00000 000			RETIREMENT CONTRIBUTIONS	0.00
142 L 21330 000 930 00000 000				1,285.62CR
142 L 21330 000 931 00000 000				0.00
142 L 21330 000 934 00000 000				12,817.69CR
142 L 21330 000 937 00000 000				6,972.40CR
142 L 21330 000 938 00000 000				0.00
142 L 21330 000 940 00000 000				0.00
142 L 21330 000 950 00000 000				0.00
142 L 21330 --- --- ----- ---				53,388.16CR
142 L 21339 000 010 00000 000			STATE DENTAL PLAN	0.00
142 L 21339 000 100 00000 000			STATE DENTAL PLAN	0.00
142 L 21339 000 160 00000 000			STATE DENTAL PLAN	0.00
142 L 21339 000 200 00000 000			STATE DENTAL PLAN	0.00
142 L 21339 000 440 00000 000			STATE DENTAL PLAN	0.00
142 L 21339 000 580 00000 000			STATE DENTAL PLAN	0.00
142 L 21339 000 800 00000 000			STATE DENTAL PLAN	0.00
142 L 21339 000 891 00000 000			STATE DENTAL PLAN	0.00
142 L 21339 000 892 00000 000			STATE DENTAL PLAN	0.00
142 L 21339 000 900 00000 000			STATE DENTAL PLAN	0.00
142 L 21339 000 901 00000 000				0.00
142 L 21339 000 910 00000 000				0.00
142 L 21339 000 934 00000 000				0.00
142 L 21339 000 937 00000 000				0.00
142 L 21339 --- --- ----- ---				0.00
142 L 21340 000 010 00000 000			INSURANCE CONTRIBUTIONS	0.00
142 L 21340 000 100 00000 000			INSURANCE CONTRIBUTIONS	0.00
142 L 21340 000 160 00000 000			INSURANCE CONTRIBUTIONS	0.00
142 L 21340 000 200 00000 000			INSURANCE CONTRIBUTIONS	0.00
142 L 21340 000 440 00000 000			INSURANCE CONTRIBUTIONS	0.00
142 L 21340 000 580 00000 000			INSURANCE CONTRIBUTIONS	0.00
142 L 21340 000 800 00000 000			INSURANCE CONTRIBUTIONS	0.00
142 L 21340 000 891 00000 000			INSURANCE CONTRIBUTIONS	0.00
142 L 21340 000 892 00000 000			MEDICAL INSURANCE PAYABLE	0.00
142 L 21340 000 900 00000 000			INSURANCE CONTRIBUTIONS	0.00
142 L 21340 000 910 00000 000			INSURANCE CONTRIBUTIONS	0.00
142 L 21340 000 937 00000 000				0.00
142 L 21340 --- --- ----- ---				0.00
142 L 21342 000 100 00000 000			HARTFORD ROTH	0.00
142 L 21342 000 160 00000 000			HARTFORD ROTH	0.00
142 L 21342 000 200 00000 000			HARTFORD ROTH	0.00
142 L 21342 000 440 00000 000			HARTFORD ROTH	0.00
142 L 21342 000 900 00000 000			HARTFORD ROTH	0.00
142 L 21342 000 910 00000 000				0.00
142 L 21342 --- --- ----- ---				0.00
142 L 21343 000 010 00000 000			AMERICAN FAMILY LIFE	0.00
142 L 21343 000 100 00000 000			AMERICAN FAMILY LIFE	0.00
142 L 21343 000 160 00000 000			AMERICAN FAMILY LIFE	0.00

Fnd T Acct	Obj Prj Loc	Prg	Account Level Description	Amount
L			Liability	
142 L 21343	000 200 00000	000	AMERICAN FAMILY LIFE	0.00
142 L 21343	000 440 00000	000	AMERICAN FAMILY LIFE	0.00
142 L 21343	000 800 00000	000	AMERICAN FAMILY LIFE	0.00
142 L 21343	000 900 00000	000	AMERICAN FAMILY LIFE	0.00
142 L 21343	000 901 00000	000		0.00
142 L 21343	000 910 00000	000	AMERICAN FAMILY LIFE	0.00
				<hr/>
142 L 21343	---	---	-----	0.00
142 L 21344	000 100 00000	000	HORACE MANN LIFE INS	0.00
142 L 21344	000 160 00000	000	TITLE I-D	0.00
142 L 21344	000 900 00000	000	HORACE MANN LIFE INS	0.00
				<hr/>
142 L 21344	---	---	-----	0.00
142 L 21346	000 010 00000	000	WASHINGTON NATIONAL INS	0.00
142 L 21346	000 160 00000	000	TITLE I-D	0.00
142 L 21346	000 900 00000	000	WASHINGTON NATIONAL INS	0.00
142 L 21346	000 910 00000	000	WASHINGTON NATIONAL INS	0.00
				<hr/>
142 L 21346	---	---	-----	0.00
142 L 21347	000 100 00000	000	LIBERTY NATIONAL	0.00
142 L 21347	000 440 00000	000	LIBERTY NATIONAL	0.00
142 L 21347	000 800 00000	000	DEARBORN NATIONAL LIFE INSURAN	0.00
142 L 21347	000 900 00000	000	LIBERTY NATIONAL	0.00
142 L 21347	000 910 00000	000	LIBERTY NATIONAL	0.00
				<hr/>
142 L 21347	---	---	-----	0.00
142 L 21348	000 010 00000	000	MEDICAL INSURANCE	0.00
142 L 21348	000 100 00000	000	MEDICAL INSURANCE	0.00
142 L 21348	000 160 00000	000	MEDICAL INSURANCE	0.00
142 L 21348	000 200 00000	000	EMPLOYEE INSURANCE DEDUCTIONS	0.00
142 L 21348	000 440 00000	000	MEDICAL INSURANCE	0.00
142 L 21348	000 580 00000	000	MEDICAL INSURANCE	0.00
142 L 21348	000 800 00000	000	MEDICAL INSURANCE	0.00
142 L 21348	000 891 00000	000	EMPLOYEE INSURANCE DEDUCTIONS	0.00
142 L 21348	000 900 00000	000	MEDICAL INSURANCE	0.00
142 L 21348	000 910 00000	000	MEDICAL INSURANCE	0.00
142 L 21348	000 937 00000	000		0.00
				<hr/>
142 L 21348	---	---	-----	0.00
142 L 21349	000 010 00000	000		0.00
142 L 21349	000 100 00000	000	UNITED WAY	0.00
142 L 21349	000 200 00000	000		0.00
142 L 21349	000 440 00000	000		0.00
142 L 21349	000 900 00000	000	UNITED WAY	0.00
				<hr/>
142 L 21349	---	---	-----	0.00
142 L 21351	000 010 00000	000	HORACE MANN ANNUITY	0.00
142 L 21351	000 100 00000	000	HORACE MANN ANNUITY	0.00
142 L 21351	000 160 00000	000	HORACE MANN ANNUITY	0.00
142 L 21351	000 200 00000	000	HORACE MANN ANNUITY	0.00
142 L 21351	000 440 00000	000	HORACE MANN ANNUITY	0.00
142 L 21351	000 580 00000	000	HORACE MANN ANNUITY	0.00
				<hr/>
142 L 21351	---	---	-----	0.00
142 L 21353	000 010 00000	000	DAVIS VISION	0.00

Fnd T Acct	Obj Prj Loc	Prg	Account Level Description	Amount
L			Liability	
142 L 21353	000 100 00000	000	DAVIS VISION	0.00
142 L 21353	000 160 00000	000	DAVIS VISION	0.00
142 L 21353	000 200 00000	000	DAVIS VISION	0.00
142 L 21353	000 440 00000	000	DAVIS VISION	0.00
142 L 21353	000 580 00000	000	DAVIS VISION	0.00
142 L 21353	000 800 00000	000	DAVIS VISION	0.00
142 L 21353	000 900 00000	000	DAVIS VISION	0.00
142 L 21353	000 937 00000	000		0.00
				<hr/>
142 L 21353	---	---	-----	0.00
142 L 21354	000 100 00000	000	ONE AMERICA	0.00
142 L 21354	000 160 00000	000	ONE AMERICA	0.00
142 L 21354	000 200 00000	000	ONE AMERICA	0.00
142 L 21354	000 440 00000	000	ONE AMERICA	0.00
142 L 21354	000 580 00000	000	ONE AMERICA	0.00
142 L 21354	000 800 00000	000	ONE AMERICA	0.00
142 L 21354	000 891 00000	000	ONE AMERICA	0.00
142 L 21354	000 900 00000	000	ONE AMERICA	0.00
142 L 21354	000 901 00000	000	ARP IDEA PART B	0.00
142 L 21354	000 910 00000	000	ONE AMERICA	0.00
142 L 21354	000 937 00000	000		0.00
				<hr/>
142 L 21354	---	---	-----	0.00
142 L 21356	000 100 00000	000	TRUSTMARK	0.00
142 L 21356	000 160 00000	000	TRUSTMARK	0.00
142 L 21356	000 200 00000	000	TRUSTMARK	0.00
142 L 21356	000 900 00000	000	TRUSTMARK	0.00
				<hr/>
142 L 21356	---	---	-----	0.00
142 L 21357	000 100 00000	000	MODERN WOODMEN INS PAYABL	0.00
				<hr/>
142 L 21357	---	---	-----	0.00
142 L 21359	000 010 00000	000		0.00
142 L 21359	000 100 00000	000	HYBRID PRETAXED CONTRIBUTION	139.84CR
142 L 21359	000 200 00000	000	HYBRID PRETAXED CONTRIBUTION	129.78CR
142 L 21359	000 440 00000	000	HYBRID PRETAXED CONTRIBUTION	0.00
142 L 21359	000 720 00000	000		0.00
142 L 21359	000 891 00000	000	HYBRID PRETAXED CONTRIBUTION	0.00
142 L 21359	000 900 00000	000	HYBRID PRETAXED CONTRIBUTION	900.80CR
142 L 21359	000 901 00000	000		155.48CR
142 L 21359	000 931 00000	000		0.00
142 L 21359	000 934 00000	000		1,277.54CR
142 L 21359	000 937 00000	000		304.57CR
142 L 21359	000 938 00000	000		0.00
				<hr/>
142 L 21359	---	---	-----	2,908.01CR
142 L 21360	000 100 00000	000	GARNISHMENTS AND LEVIES	0.00
142 L 21360	000 900 00000	000	GARNISHMENTS AND LEVIES	0.00
				<hr/>
142 L 21360	---	---	-----	0.00
142 L 21362	000 100 00000	000	USABLE LIFE INS	0.00
142 L 21362	000 200 00000	000	USABLE LIFE INS	0.00
142 L 21362	000 580 00000	000	USABLE LIFE INS	0.00
142 L 21362	000 800 00000	000	USABLE Life	0.00
142 L 21362	000 900 00000	000	USABLE LIFE INS	0.00

Fnd T Acct	Obj Prj Loc	Prg	Account Level Description	Amount
L			Liability	
142 L 21362 000 910 00000 000			USABLE LIFE INS	0.00
142 L 21362 201 100 00000 000			SOCIAL SECURITY	0.00
142 L 21362 201 200 00000 000			SOCIAL SECURITY	0.00
142 L 21362 201 900 00000 000			SOCIAL SECURITY	0.00
142 L 21362 201 910 00000 000			SOCIAL SECURITY	0.00
142 L 21362 204 100 00000 000			STATE RETIREMENT	0.00
142 L 21362 204 200 00000 000			STATE RETIREMENT	0.00
142 L 21362 204 900 00000 000			STATE RETIREMENT	0.00
142 L 21362 204 910 00000 000			STATE RETIREMENT	0.00
142 L 21362 207 100 00000 000			MEDICAL INSURANCE	0.00
142 L 21362 207 160 00000 000			MEDICAL INSURANCE	0.00
142 L 21362 207 200 00000 000			MEDICAL INSURANCE	0.00
142 L 21362 207 900 00000 000			MEDICAL INSURANCE	0.00
142 L 21362 207 910 00000 000			MEDICAL INSURANCE	0.00
142 L 21362 212 100 00000 000			MEDICARE	0.00
142 L 21362 212 200 00000 000			MEDICARE	0.00
142 L 21362 212 900 00000 000			MEDICARE	0.00
142 L 21362 212 910 00000 000			MEDICARE	0.00
142 L 21362 --- --- --- ---				0.00
142 L 21365 000 010 00000 000				0.00
142 L 21365 000 100 00000 000			WAGWORKS	0.00
142 L 21365 000 200 00000 000			WAGWORKS	0.00
142 L 21365 000 580 00000 000			WAGWORKS	0.00
142 L 21365 000 900 00000 000			WAGWORKS	0.00
142 L 21365 --- --- --- ---				0.00
142 L 21366 000 100 00000 000				0.00
142 L 21366 000 200 00000 000				0.00
142 L 21366 000 900 00000 000			LSW/VALUE TEACH	0.00
142 L 21366 000 937 00000 000				0.00
142 L 21366 --- --- --- ---				0.00
142 L 21370 000 010 00000 000			AIG RETIREMENT (VALIC)	0.00
142 L 21370 000 100 00000 000			AIG RETIREMENT (VALIC)	0.00
142 L 21370 000 200 00000 000			AIG RETIREMENT (VALIC)	0.00
142 L 21370 000 440 00000 000			AIG RETIREMENT (VALIC)	0.00
142 L 21370 --- --- --- ---				0.00
142 L 21380 000 010 00000 000			CREDIT UNION DEDUCTION	0.00
142 L 21380 000 100 00000 000			CREDIT UNION DEDUCTION	0.00
142 L 21380 000 580 00000 000			CREDIT UNION DEDUCTION	0.00
142 L 21380 --- --- --- ---				0.00
142 L 21390 000 010 00000 000			NEA TEA WCEA DUES	0.00
142 L 21390 000 100 00000 000			NEA TEA WCEA DUES	0.00
142 L 21390 000 200 00000 000			NEA TEA WCEA DUES	0.00
142 L 21390 000 580 00000 000			NEA TEA WCEA DUES	0.00
142 L 21390 000 900 00000 000			NEA TEA WCEA DUES	0.00
142 L 21390 --- --- --- ---				0.00
142 L 21392 000 900 00000 000				0.00
142 L 21392 --- --- --- ---				0.00
142 L 21500 000 010 00000 000			DUE TO OTHER FUNDS	0.00

Fnd T Acct	Obj Prj Loc	Prg	Account Level Description	Amount
L			Liability	
142 L 21500	000 100	00000 000	DUE TO OTHER FUNDS	0.00
142 L 21500	000 160	00000 000	DUE TO OTHER FUNDS	0.00
142 L 21500	000 200	00000 000	DUE TO OTHER FUNDS	0.00
142 L 21500	000 300	00000 000	DUE TO OTHER FUNDS	0.00
142 L 21500	000 440	00000 000	DUE TO OTHER FUNDS	0.00
142 L 21500	000 720	00000 000	DUE TO OTHER FUNDS	0.00
142 L 21500	000 800	00000 000	DUE TO OTHER FUNDS	0.00
142 L 21500	000 891	00000 000	DUE TO OTHER FUNDS	0.00
142 L 21500	000 892	00000 000	DUE TO OTHER FUNDS	0.00
142 L 21500	000 894	00000 000	DUE TO OTHER FUNDS	0.00
142 L 21500	000 896	00000 000	Due To Other Funds	0.00
142 L 21500	000 900	00000 000	DUE TO OTHER FUNDS	0.00
142 L 21500	000 910	00000 000	DUE TO OTHER FUNDS	0.00
142 L 21500	000 935	00000 000	DUE TO OTHER FUNDS	0.00
				<hr/>
142 L 21500	---	---	-----	0.00
142 L 21530	000 010	00000 000	DUE TO STATE OF TENNESSEE	0.00
142 L 21530	000 200	00000 000	DUE TO STATE OF TENNESSEE	0.00
142 L 21530	000 800	00000 000	DUE TO STATE OF TN	0.00
142 L 21530	000 892	00000 000	Due to State of Tennessee	0.00
142 L 21530	000 900	00000 000	DUE TO STATE OF TENNESSEE	0.00
				<hr/>
142 L 21530	---	---	-----	0.00
142 L 21535	000 100	00000 000	DAVIS VISION	0.00
				<hr/>
142 L 21535	---	---	-----	0.00
142 L 21900	000 010	00000 000	OTHER CURRENT LIABILITIES	0.00
142 L 21900	000 100	00000 000	OTHER CURRENT LIABILITIES	0.00
142 L 21900	000 160	00000 000	OTHER CURRENT LIABILITIES	0.00
142 L 21900	000 200	00000 000	OTHER CURRENT LIABILITIES	0.00
142 L 21900	000 440	00000 000	OTHER CURRENT LIABILITIES	0.00
142 L 21900	000 720	00000 000	OTHER CURRENT LIABILITIES	0.00
142 L 21900	000 800	00000 000	OTHER CURRENT LIABILITIES	0.00
142 L 21900	000 891	00000 000	OTHER CURRENT LIABILITIES	0.00
142 L 21900	000 894	00000 000	OTHER CURRENT LIABILITIES	0.00
142 L 21900	000 895	00000 000	OTHER CURRENT LIABILITIES	0.00
142 L 21900	000 896	00000 000	OTHER CURRENT LIABILITIES	0.00
142 L 21900	000 900	00000 000	OTHER CURRENT LIABILITIES	0.00
142 L 21900	000 901	00000 000	OTHER CURRENT LIABILITIES	0.00
142 L 21900	000 910	00000 000	OTHER CURRENT LIABILITIES	0.00
142 L 21900	000 930	00000 000	OTHER CURRENT LIABILITIES	0.00
142 L 21900	000 931	00000 000	OTHER CURRENT LIABILITIES	0.00
142 L 21900	000 934	00000 000	OTHER CURRENT LIABILITIES	0.00
142 L 21900	000 937	00000 000	OTHER CURRENT LIABILITIES	0.00
142 L 21900	000 938	00000 000	OTHER CURRENT LIABILITIES	0.00
142 L 21900	000 940	00000 000	OTHER CURRENT LIABILITIES	0.00
142 L 21900	000 950	00000 000	OTHER CURRENT LIABILITIES	0.00
				<hr/>
142 L 21900	---	---	-----	0.00
				<hr/>
142 L	-----	---	-----	120,812.15CR
				=====

						Account Level	Amount	
Fnd	T	Acct	Obj	Prj	Loc	Prg	Description	
Q							Equity	
142	Q	34100	000	800	00000	000	PO PAYABLE	0.00
142	Q	34100	---	---	-----	---		0.00
142	Q	34110	000	100	00000	000	PURCHASE ORDER PAYABLE	0.00
142	Q	34110	000	160	00000	000	PURCHASE ORDER PAYABLE	0.00
142	Q	34110	000	200	00000	000	PURCHASE ORDER PAYABLE	0.00
142	Q	34110	000	440	00000	000	PURCHASE ORDER PAYABLE	0.00
142	Q	34110	000	800	00000	000	PURCHASE ORDER PAYABLE	0.00
142	Q	34110	000	891	00000	000	PURCHASE ORDER PAYABLE	0.00
142	Q	34110	000	892	00000	000	PURCHASE ORDER PAYABLE	0.00
142	Q	34110	000	893	00000	000	PURCHASE ORDER PAYABLE	0.00
142	Q	34110	---	---	-----	---		0.00
142	Q	39000	000	010	00000	000	REV EXP SUMMARY FLOW THROUGH	0.00
142	Q	39000	000	100	00000	000	REV EXP SUMMARY FLOW THROUGH	0.00
142	Q	39000	000	101	00000	000	REV EXP SUMMARY FLOW THROUGH	0.00
142	Q	39000	000	160	00000	000	REV EXP SUMMARY FLOW THROUGH	0.00
142	Q	39000	000	171	00000	000	REV EXP SUMMARY FLOW THROUGH	0.00
142	Q	39000	000	172	00000	000	REV EXP SUMMARY FLOW THROUGH	0.00
142	Q	39000	000	200	00000	000	REV EXP SUMMARY FLOW THROUGH	0.00
142	Q	39000	000	440	00000	000	REV EXP SUMMARY FLOW THROUGH	0.00
142	Q	39000	000	700	00000	000	REV EXP SUMMARY FLOW THROUGH	0.00
142	Q	39000	000	720	00000	000	REV EXP SUMMARY FLOW THROUGH	0.00
142	Q	39000	000	800	00000	000	REV EXP SUMMARY FLOW THROUGH	0.00
142	Q	39000	000	801	00000	000	REV EXP SUMMARY FLOW THROUGH	0.00
142	Q	39000	000	802	00000	000	REV EXP SUMMARY FLOW THROUGH	0.00
142	Q	39000	000	803	00000	000	REV EXP SUMMARY FLOW THROUGH	0.00
142	Q	39000	000	891	00000	000	REV EXP SUMMARY FLOW THROUGH	0.00
142	Q	39000	000	892	00000	000	REV EXP SUMMARY FLOW THROUGH	0.00
142	Q	39000	000	893	00000	000	REV EXP SUMMARY FLOW THROUGH	0.00
142	Q	39000	000	894	00000	000	REV EXP SUMMARY FLOW THROUGH	0.00
142	Q	39000	000	895	00000	000	REV EXP SUMMARY FLOW THROUGH	0.00
142	Q	39000	000	896	00000	000	REV EXP SUMMARY FLOW THROUGH	0.00
142	Q	39000	000	897	00000	000	REV EXP SUMMARY FLOW THROUGH	0.00
142	Q	39000	000	898	00000	000	REV EXP SUMMARY FLOW THROUGH	0.00
142	Q	39000	000	899	00000	000	REV EXP SUMMARY FLOW THROUGH	0.00
142	Q	39000	000	900	00000	000	REV EXP SUMMARY FLOW THROUGH	0.00
142	Q	39000	000	901	00000	000	REV EXP SUMMARY FLOW THROUGH	0.00
142	Q	39000	000	910	00000	000	REV EXP SUMMARY FLOW THROUGH	0.00
142	Q	39000	000	930	00000	000	REV EXP SUMMARY FLOW THROUGH	0.00
142	Q	39000	000	931	00000	000	REV EXP SUMMARY FLOW THROUGH	0.00
142	Q	39000	000	932	00000	000	REV EXP SUMMARY FLOW THROUGH	0.00
142	Q	39000	000	933	00000	000	REV EXP SUMMARY FLOW THROUGH	0.00
142	Q	39000	000	934	00000	000	REV EXP SUMMARY FLOW THROUGH	0.00
142	Q	39000	000	935	00000	000	REV EXP SUMMARY FLOW THROUGH	0.00
142	Q	39000	000	936	00000	000	REV EXP SUMMARY FLOW THROUGH	0.00
142	Q	39000	000	937	00000	000	REV EXP SUMMARY FLOW THROUGH	0.00
142	Q	39000	000	938	00000	000	REV EXP SUMMARY FLOW THROUGH	0.00
142	Q	39000	000	939	00000	000	REV EXP SUMMARY FLOW THROUGH	0.00
142	Q	39000	000	940	00000	000	REV EXP SUMMARY FLOW THROUGH	0.00
142	Q	39000	000	950	00000	000	REV EXP SUMMARY FLOW THROUGH	0.00
142	Q	39000	000	951	00000	000	REV EXP SUMMARY FLOW THROUGH	0.00
142	Q	39000	000	952	00000	000	REV EXP SUMMARY FLOW THROUGH	0.00
142	Q	39000	---	---	-----	---		0.00

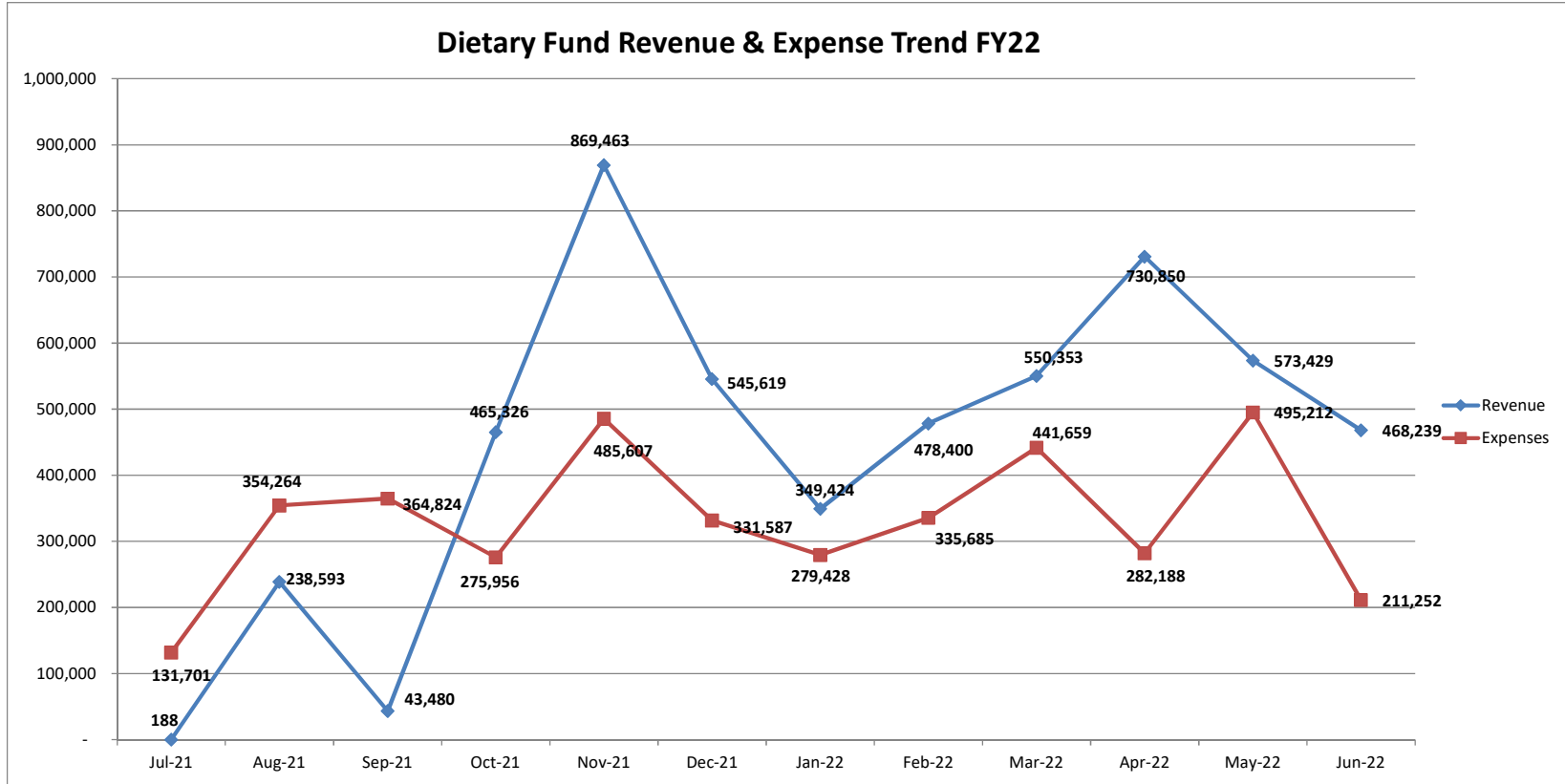
					Account Level	Amount		
Fnd	T	Acct	Obj	Prj	Loc	Prg	Description	
Q							Equity	
142	Q	-----	-----	-----	-----	-----		0.00

Grand Asset Totals	120,812.15
Grand Liability Totals	120,812.15CR
Grand Equity Totals	0.00
Grand Totals	0.00

Number of Accounts: 510

***** End of report *****

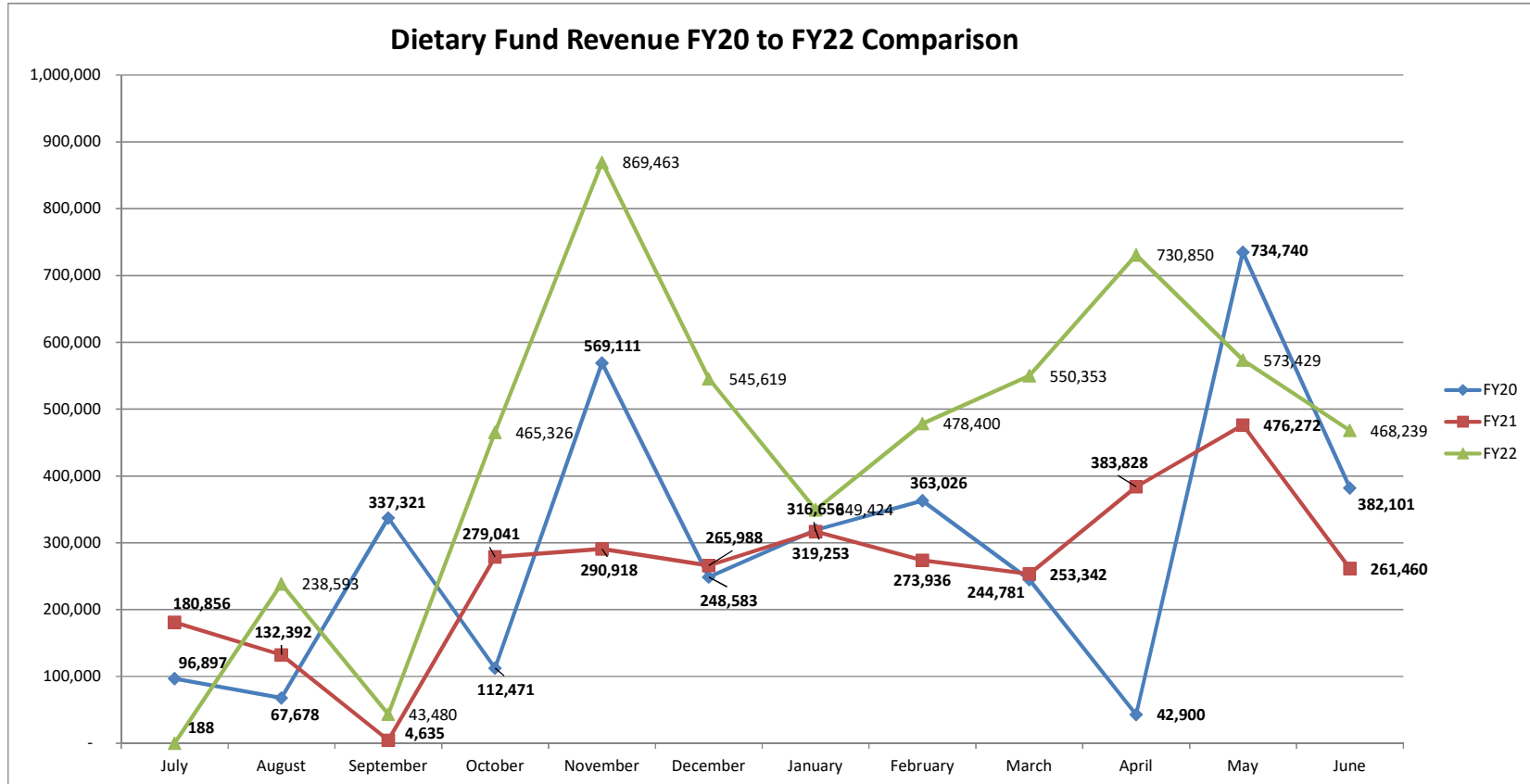
	<u>Jul-21</u>	<u>Aug-21</u>	<u>Sep-21</u>	<u>Oct-21</u>	<u>Nov-21</u>	<u>Dec-21</u>	<u>Jan-22</u>	<u>Feb-22</u>	<u>Mar-22</u>	<u>Apr-22</u>	<u>May-22</u>	<u>Jun-22</u>	Totals-June
Revenue	188	238,593	43,480	465,326	869,463	545,619	349,424	478,400	550,353	730,850	573,429	468,239	5,313,364
Expenses	131,701	354,264	364,824	275,956	485,607	331,587	279,428	335,685	441,659	282,188	495,212	211,252	3,989,363
Variance	(131,513)	(115,671)	(321,343)	189,370	383,855	214,032	69,996	142,715	108,693	448,662	78,217	256,987	1,324,000



Revenue Comparison

	July	August	September	October	November	December	January	February	March	April	May	June	Totals-June
FY18	56,161	57,986	137,772	480,851	299,619	107,422	382,928	115,313	403,556	218,966	324,776	174,522	2,759,873
FY19	53,086	78,498	314,242	89,217	361,225	246,588	382,380	317,529	322,633	315,330	283,344	178,802	2,942,874
FY20	96,897	67,678	337,321	112,471	569,111	248,583	319,253	363,026	244,781	42,900	734,740	382,101	3,518,862
FY21	180,856	132,392	4,635	279,041	290,918	265,988	316,658	273,936	253,342	383,828	476,272	261,460	3,119,323
FY22	188	238,593	43,480	465,326	869,463	545,619	349,424	478,400	550,353	730,850	573,429	468,239	5,313,364
Net Change PY	(180,668)	106,202	38,845	186,285	578,544	279,631	32,767	204,464	297,010	347,022	97,157	206,780	2,194,041

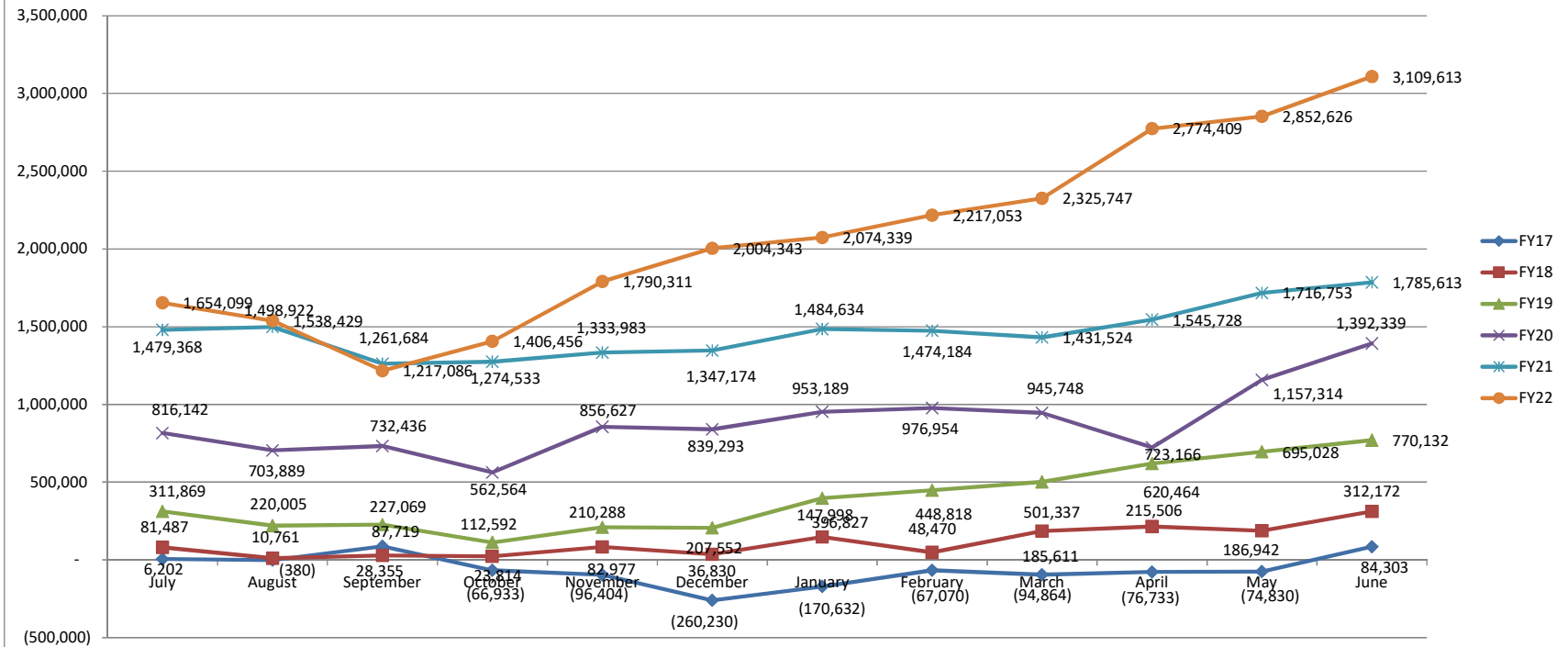
PY % Change 70%



Dietary Fund Balance

	July	August	September	October	November	December	January	February	March	April	May	June
FY17	6,202	(380)	87,719	(66,933)	(96,404)	(260,230)	(170,632)	(67,070)	(94,864)	(76,733)	(74,830)	84,303
FY18	81,487	10,761	28,355	23,814	82,977	36,830	147,998	48,470	185,611	215,506	186,942	312,172
FY19	311,869	220,005	227,069	112,592	210,288	207,552	396,827	448,818	501,337	620,464	695,028	770,132
FY20	816,142	703,889	732,436	562,564	856,627	839,293	953,189	976,954	945,748	723,166	1,157,314	1,392,339
FY21	1,479,368	1,498,922	1,261,684	1,274,533	1,333,983	1,347,174	1,484,634	1,474,184	1,431,524	1,545,728	1,716,753	1,785,613
FY22	1,654,099	1,538,429	1,217,086	1,406,456	1,790,311	2,004,343	2,074,339	2,217,053	2,325,747	2,774,409	2,852,626	3,109,613
1-Year Results	174,731	39,507	(44,598)	131,923	456,328	657,170	589,705	742,870	894,223	1,228,681	1,135,873	1,324,000
2-Year Results	837,957	834,540	484,650	843,892	933,684	1,165,050	1,121,150	1,240,100	1,379,999	2,051,243	1,695,311	1,717,274
3-Year Results	1,342,230	1,318,424	990,017	1,293,864	1,580,023	1,796,791	1,677,512	1,768,236	1,824,409	2,153,945	2,157,598	2,339,481
4-Year Results	1,572,612	1,527,668	1,188,731	1,382,642	1,707,334	1,967,514	1,926,341	2,168,583	2,140,136	2,558,903	2,665,684	2,797,441
5-Year Results	1,647,897	1,538,809	1,129,367	1,473,388	1,886,715	2,264,573	2,244,971	2,284,124	2,420,611	2,851,142	2,927,456	3,025,310

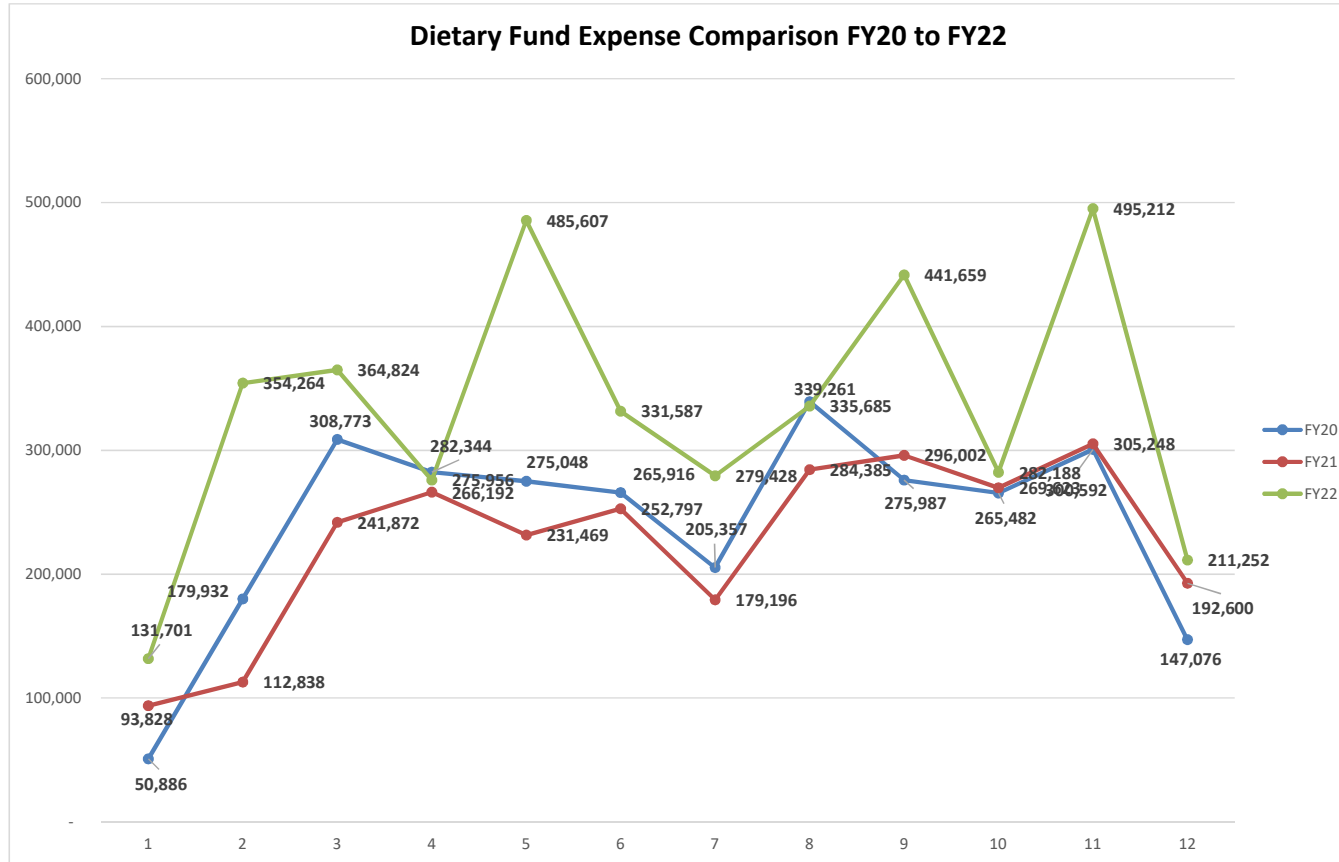
Dietary Fund Balance Tracking FY17 to FY22 (Trustee's Report)



Expense Comparison

	July	August	September	October	November	December	January	February	March	April	May	June	Totals-June	FY Results June
FY18	58,908	128,454	120,178	485,391	240,457	153,569	271,760	214,841	266,415	189,071	353,340	49,292	2,531,677	\$ 228,196
FY19	53,389	170,362	307,178	203,695	263,528	249,324	193,106	265,537	270,113	196,203	208,780	103,698	2,484,914	\$ 457,960
FY20	50,886	179,932	308,773	282,344	275,048	265,916	205,357	339,261	275,987	265,482	300,592	147,076	2,896,654	\$ 622,208
FY21	93,828	112,838	241,872	266,192	231,469	252,797	179,196	284,385	296,002	269,623	305,248	192,600	2,726,050	\$ 393,273
FY22	131,701	354,264	364,824	275,956	485,607	331,587	279,428	335,685	441,659	282,188	495,212	211,252	3,989,363	\$ 1,324,000
Net Change PY	37,873	241,426	122,951	9,765	254,138	78,790	100,232	51,300	145,657	12,564	189,965	18,652	1,263,314	

PY% Change 46%



141-Fund June 2022 Revenue and Expense Summary

The Revenue and Expenses for June 2022 and incomplete due to FY22 accounting year-end closing. I will provide the current estimated Revenues and Expenses to be accrued to give a more accurate estimate of these totals.

Revenues

- Current June 2022 revenues are listed are \$5,768,232. However, there is approximately \$1.9 million in revenue not yet entered due to year end accruals. The \$1.9M is made up of \$922,765.06 from unbooked BEP funds that arrived after June 30th. We also still have around \$780,000 in revenue from the Summer Learning Camps Grants to enter. Other grant and Sales Tax accruals should account for an additional \$250,000 range.
- Assuming no major adjusting journal entries from the State Auditors, the June 2022 should come in around \$7.7 million making the FY22 revenue totals around \$79.1 million which would be around a \$4.6 million increase from the FY21 revenue totals.
- The system did incur a loss of around \$700k in revenue in June due to a negative adjustment relating to the FY22 ADA Split with the Johnson City School System.
 - However, even with this negative impact Property tax still came in at just over 100% of budget. Sales Tax should still come in around \$5 million over budget which explains most of the revenue increase for FY22. Once the additional \$900k in BEP funds are accrued, BEP will account for around a \$600k increase in funding from FY21.

Expenses

- Currently June 2022 expenses are listed at \$12,818,039.36. However, approximately \$1.2m in expenses have not been accrued. The main expenses for June 2022 to be accrued are Medical Insurance and the University School revenue amounts.
- Once these amounts are updated, assuming no other major adjustments from the State Auditors, the June 2022 expenses should come in around \$14 million making the overall expenses for FY22 around \$72.5 million.

Summary

- These totals do point towards a solid increase in the WCDE General Fund balance. Once I get the final audit adjustments in from the State Auditors I will be able to give Superintendent Boyd a precise amount of the change in fund balance for the FY22 accounting year.
- *I do want to emphasize these totals are preliminary/unaudited, and that major adjustments could still materialize from the auditors that are not known at present time. I estimate by the September board meeting I can give a more precise total/estimate for the fund balance.*

CHECK CHECK							
FND	ACCT	OBJ	PRJ	NUMBER	DATE	VENDOR	AMOUNT
141	73300	499	000	141219274	06/03/2022	AMERICAN RED CROSS	140.00
141	72620	499	000	141219275	06/03/2022	ANDY OXY CO INC	113.50
141	72620	499	000	141219275	06/03/2022	ANDY OXY CO INC	27.46
141	71100	499	000	141219276	06/03/2022	AXIS SECURITY, INC	3,682.00
141	72620	335	000	141219277	06/03/2022	BARNARD ROOFING	587.00
141	72620	335	000	141219277	06/03/2022	BARNARD ROOFING	395.00
141	72620	499	000	141219278	06/03/2022	BATTERIES PLUS LLC	459.06
141	72310	331	000	141219279	06/03/2022	BENNETT & DECAMP PLL	4,500.00
141	72710	450	000	141219280	06/03/2022	BEST ONE TIRE	1,827.00
141	72710	450	000	141219280	06/03/2022	BEST ONE TIRE	476.00
141	72710	450	000	141219280	06/03/2022	BEST ONE TIRE	278.36
141	72710	450	000	141219280	06/03/2022	BEST ONE TIRE	9,000.00
141	72210	355	000	141219281	06/03/2022	BLANTON, SCOTT	40.89
141	72620	499	000	141219282	06/03/2022	CAPITAL ONE TRADE CR	131.96
141	71100	499	000	141219283	06/03/2022	CAROLINA BIOLOGICAL	115.33
141	72250	499	000	141219284	06/03/2022	CDW GOVERNMENT, INC	142.71
141	72250	499	000	141219284	06/03/2022	CDW GOVERNMENT, INC	317.63
141	72250	499	000	141219284	06/03/2022	CDW GOVERNMENT, INC	116.35
141	72250	499	000	141219284	06/03/2022	CDW GOVERNMENT, INC	4,775.00
141	72250	499	000	141219285	06/03/2022	CES CORPORATION	309.71
141	72710	453	000	141219286	06/03/2022	CHAMPION CHEVROLET-C	282.27
141	72120	355	000	141219287	06/03/2022	COLLETTE, TERESA	134.42
141	72210	355	000	141219288	06/03/2022	COMBS, MATT	58.75
141	72320	399	000	141219289	06/03/2022	COMCAST	74.90
141	72320	399	000	141219289	06/03/2022	COMCAST	91.90
141	72210	355	000	141219290	06/03/2022	COX, SHARON	37.60
141	72710	207	000	141219291	06/03/2022	DIRECT HEALTH CARE	300.00
141	72710	424	000	141219291	06/03/2022	DIRECT HEALTH CARE	550.00
141	73400	499	000	141219292	06/03/2022	DISCOUNT SCHOOL SUPP	81.19
141	72620	499	000	141219293	06/03/2022	DIXIE ROOFING	558.15
141	72620	499	000	141219294	06/03/2022	EAST TENNESSEE RENT-	2,207.00
141	72710	424	000	141219295	06/03/2022	EAST TENNESSEE CHEMI	300.00
141	72620	499	000	141219296	06/03/2022	ELEAS SIGN INC	818.75
141	72620	499	000	141219297	06/03/2022	ELECTRO-MECH	785.00
141	72620	499	000	141219297	06/03/2022	ELECTRO-MECH	765.00
141	72620	499	000	141219298	06/03/2022	ES DOCKERY, INC	1,420.00
141	72620	499	000	141219299	06/03/2022	FASTENAL	26.24
141	72620	499	000	141219299	06/03/2022	FASTENAL	843.75
141	72620	499	000	141219300	06/03/2022	FENCO SUPPLY	34.72
141	72620	499	000	141219300	06/03/2022	FENCO SUPPLY	77.42
141	72620	499	000	141219300	06/03/2022	FENCO SUPPLY	258.75
141	72620	499	000	141219300	06/03/2022	FENCO SUPPLY	604.89
141	71300	429	000	141219301	06/03/2022	FINK, CRYSTAL	100.11
141	72610	599	000	141219302	06/03/2022	FORD SYSTEM INC	803.90
141	72210	355	000	141219303	06/03/2022	GARST, JOHNATHAN	129.72
141	72250	499	000	141219304	06/03/2022	GOVCONNECTION, INC	226.30
141	72250	499	000	141219304	06/03/2022	GOVCONNECTION, INC	104.28
141	72250	499	000	141219304	06/03/2022	GOVCONNECTION, INC	104.28
141	72250	499	000	141219304	06/03/2022	GOVCONNECTION, INC	342.62
141	72250	499	000	141219304	06/03/2022	GOVCONNECTION, INC	342.95
141	72410	355	000	141219305	06/03/2022	GRANT, BRYON	130.19
141	72210	355	000	141219306	06/03/2022	HAYES, CINDY	62.98
141	72210	355	000	141219306	06/03/2022	HAYES, CINDY	134.89
141	72610	454	000	141219307	06/03/2022	JOHNSON CITY UTILITY	450.82
141	72610	454	000	141219307	06/03/2022	JOHNSON CITY UTILITY	20.28
141	72610	454	000	141219307	06/03/2022	JOHNSON CITY UTILITY	9,627.88

Graduation, 2022

Tires for fleet vehicles

5 charging carts, Tech Stock

Equipment Rentals, grounds

LAMAR Office Shades

		CHECK CHECK					AMOUNT
FND	ACCT	OBJ	PRJ	NUMBER	DATE	VENDOR	
141	72610	454	000	141219307	06/03/2022	JOHNSON CITY UTILITY	107.52
141	72610	454	000	141219308	06/03/2022	JONESBOROUGH WATER D	3,046.64
141	72610	454	000	141219308	06/03/2022	JONESBOROUGH WATER D	220.35
141	72610	454	000	141219308	06/03/2022	JONESBOROUGH WATER D	1,241.81
141	72610	454	000	141219308	06/03/2022	JONESBOROUGH WATER D	27.50
141	73400	499	000	141219309	06/03/2022	KAPLAN EARLY LEARNIN	425.38
141	73400	499	000	141219310	06/03/2022	LAKESHORE LEARNING M	631.35
141	73400	499	000	141219310	06/03/2022	LAKESHORE LEARNING M	841.14
141	73400	499	000	141219310	06/03/2022	LAKESHORE LEARNING M	164.45
141	73400	499	000	141219310	06/03/2022	LAKESHORE LEARNING M	827.35
141	72210	355	000	141219311	06/03/2022	LEWIS, DEE	75.20
141	72120	399	000	141219312	06/03/2022	M.E.A.C.	2,500.00 - CSH Director Fees
141	72510	355	000	141219313	06/03/2022	MASTERS, PAUL	23.50
141	72710	424	000	141219314	06/03/2022	MATHESON TRI-GAS INC	77.08
141	72710	412	000	141219315	06/03/2022	MCPHERSON FLEETCARD	43,202.95 - Diesel
141	72710	425	000	141219315	06/03/2022	MCPHERSON FLEETCARD	22,925.23 - gas
141	72120	355	000	141219316	06/03/2022	MEADE, MEAGAN	78.49
141	72710	453	000	141219317	06/03/2022	MID-SOUTH BUS CENTER	839.63
141	72710	453	000	141219317	06/03/2022	MID-SOUTH BUS CENTER	137.52
141	72210	355	000	141219318	06/03/2022	MILHORN, AMANDA	22.09
141	72710	424	000	141219319	06/03/2022	MOMAR INC	183.95
141	72220	499	000	141219320	06/03/2022	NORTHEAST STATE	126.00
141	72210	355	000	141219321	06/03/2022	OGLE, JOSH	148.99
141	72620	499	000	141219322	06/03/2022	OLDE TOWNE SMALL ENG	378.98
141	72620	499	000	141219322	06/03/2022	OLDE TOWNE SMALL ENG	13.95
141	72620	499	000	141219322	06/03/2022	OLDE TOWNE SMALL ENG	43.44
141	72620	599	000	141219323	06/03/2022	PATRICK, PHILLIP	114.00
141	73400	499	000	141219324	06/03/2022	REALLY GOOD STUFF	143.22
141	72620	499	000	141219325	06/03/2022	RFC COMPANY	959.90
141	72710	399	000	141219326	06/03/2022	ROBERTS, TONY	114.00
141	72710	399	000	141219326	06/03/2022	ROBERTS, TONY	94.00
141	72220	355	000	141219327	06/03/2022	ROSE, DONNA	50.76
141	71100	499	000	141219328	06/03/2022	ROYSTON, DYLAN	35.15
141	72620	499	000	141219329	06/03/2022	SHARE CORPORATION	2,879.94 - Sewer Chemicals
141	72620	499	000	141219330	06/03/2022	SOUTHERN STATES CO-O	728.00
141	72610	399	000	141219331	06/03/2022	STATE OF TENNESSEE	55.00
141	72510	355	000	141219332	06/03/2022	STEVENS, MICHELLE	27.73
141	72620	499	000	141219333	06/03/2022	SUMMERS HARDWARE AND	795.13
141	73400	499	000	141219334	06/03/2022	TEACHER DIRECT	44.28
141	72120	355	000	141219335	06/03/2022	THOMAS, KARRIE	140.06
141	72620	499	000	141219336	06/03/2022	TMS SOUTH	564.70
141	72620	499	000	141219336	06/03/2022	TMS SOUTH	301.69
141	72620	499	000	141219337	06/03/2022	TRI CITY MOWER & SAW	253.97
141	72620	499	000	141219337	06/03/2022	TRI CITY MOWER & SAW	330.00
141	72620	499	000	141219337	06/03/2022	TRI CITY MOWER & SAW	250.00
141	72620	335	000	141219338	06/03/2022	VREELAND ENGINEERS I	3,000.00
141	72620	335	000	141219338	06/03/2022	VREELAND ENGINEERS I	3,000.00
141	72120	355	000	141219339	06/03/2022	WAGNER, KELLY	47.94
141	72620	499	000	141219340	06/03/2022	WILLIAMS ELECTRIC SU	23.07
141	72620	499	000	141219340	06/03/2022	WILLIAMS ELECTRIC SU	297.32
141	72620	499	000	141219340	06/03/2022	WILLIAMS ELECTRIC SU	71.82
141	72620	499	000	141219340	06/03/2022	WILLIAMS ELECTRIC SU	208.86
141	72620	499	000	141219340	06/03/2022	WILLIAMS ELECTRIC SU	22.74
141	72620	499	000	141219340	06/03/2022	WILLIAMS ELECTRIC SU	99.31
141	72620	499	000	141219340	06/03/2022	WILLIAMS ELECTRIC SU	32.15
141	72210	355	000	141219341	06/03/2022	WILLIAMS, CHRISTEN	163.56

Services; DBHS & DCHS Football Field Electrical Upgrades

FND	ACCT	OBJ	PRJ	CHECK CHECK		VENDOR	AMOUNT
				NUMBER	DATE		
141	72620	499	000	141219342	06/03/2022	WM. S. TRIMBLE COMPA	905.00
141	72620	499	000	141219342	06/03/2022	WM. S. TRIMBLE COMPA	9,558.00 - C.O. Remodeling Door Assemblies
141	72620	701	000	141219342	06/03/2022	WM. S. TRIMBLE COMPA	31,706.00 - WK doors/hardware upgrade materials
141	72210	355	000	141219343	06/03/2022	WOODWARD, HANNAH	60.12
141	72320	399	000	141219352	06/09/2022	JOHNSON CITY INSURAN	100.00
141	72210	355	000	141219353	06/10/2022	ADAMS, JARROD	74.26
141	72710	330	000	141219354	06/10/2022	ALLY	350.54
141	71300	730	000	141219355	06/10/2022	AMAZON CAPITAL SERVI	517.50
141	71100	499	000	141219355	06/10/2022	AMAZON CAPITAL SERVI	72.99
141	71100	499	000	141219355	06/10/2022	AMAZON CAPITAL SERVI	676.02
141	72210	524	000	141219355	06/10/2022	AMAZON CAPITAL SERVI	140.01
141	72210	524	000	141219355	06/10/2022	AMAZON CAPITAL SERVI	15.96
141	72250	499	000	141219355	06/10/2022	AMAZON CAPITAL SERVI	147.86
141	72250	499	000	141219355	06/10/2022	AMAZON CAPITAL SERVI	48.65
141	72250	499	000	141219355	06/10/2022	AMAZON CAPITAL SERVI	276.65
141	72250	499	000	141219355	06/10/2022	AMAZON CAPITAL SERVI	559.92
141	72250	499	000	141219355	06/10/2022	AMAZON CAPITAL SERVI	69.98
141	72250	499	000	141219355	06/10/2022	AMAZON CAPITAL SERVI	447.90
141	72250	499	000	141219355	06/10/2022	AMAZON CAPITAL SERVI	217.74
141	72250	499	000	141219355	06/10/2022	AMAZON CAPITAL SERVI	63.93
141	72250	499	000	141219355	06/10/2022	AMAZON CAPITAL SERVI	89.94
141	72250	499	000	141219355	06/10/2022	AMAZON CAPITAL SERVI	139.03
141	72250	499	000	141219355	06/10/2022	AMAZON CAPITAL SERVI	97.22
141	72250	499	000	141219355	06/10/2022	AMAZON CAPITAL SERVI	943.54
141	72250	499	000	141219355	06/10/2022	AMAZON CAPITAL SERVI	169.20
141	72250	499	000	141219355	06/10/2022	AMAZON CAPITAL SERVI	59.90
141	72250	499	000	141219355	06/10/2022	AMAZON CAPITAL SERVI	199.12
141	71100	499	000	141219355	06/10/2022	AMAZON CAPITAL SERVI	888.23
141	71100	499	000	141219356	06/10/2022	BANKCARD CENTER	506.68
141	72210	355	000	141219356	06/10/2022	BANKCARD CENTER	1,698.05 - Conference Lodgings
141	72210	524	000	141219356	06/10/2022	BANKCARD CENTER	881.20
141	72220	499	000	141219356	06/10/2022	BANKCARD CENTER	32.70
141	72220	524	000	141219356	06/10/2022	BANKCARD CENTER	126.89
141	72310	599	000	141219356	06/10/2022	BANKCARD CENTER	1,348.24 - Board Meeting Expenses
141	72320	399	000	141219356	06/10/2022	BANKCARD CENTER	1,467.32 - INDEED Employment Ads
141	72250	399	000	141219356	06/10/2022	BANKCARD CENTER	268.00
141	72620	499	000	141219357	06/10/2022	BLUE WATER INDUSTRIE	89.16
141	71100	499	000	141219358	06/10/2022	CAPITAL ONE	389.75
141	73300	499	000	141219358	06/10/2022	CAPITAL ONE	472.28
141	72250	499	000	141219359	06/10/2022	CDW GOVERNMENT, INC	112.46
141	72250	499	000	141219359	06/10/2022	CDW GOVERNMENT, INC	501.63
141	71100	399	000	141219360	06/10/2022	CEDAR GROVE CENTER	836.00
141	72610	599	000	141219361	06/10/2022	CENTURYLINK	130.50
141	72610	599	000	141219363	06/10/2022	CINTAS	52.78
141	72610	599	000	141219363	06/10/2022	CINTAS	52.78
141	72610	599	000	141219363	06/10/2022	CINTAS	52.78
141	72610	599	000	141219363	06/10/2022	CINTAS	52.78
141	72610	599	000	141219363	06/10/2022	CINTAS	52.78
141	72610	599	000	141219363	06/10/2022	CINTAS	59.37
141	72610	599	000	141219363	06/10/2022	CINTAS	59.37
141	72610	599	000	141219363	06/10/2022	CINTAS	59.37
141	72610	599	000	141219363	06/10/2022	CINTAS	59.37
141	72610	599	000	141219363	06/10/2022	CINTAS	59.37
141	72610	599	000	141219363	06/10/2022	CINTAS	72.31
141	72610	599	000	141219363	06/10/2022	CINTAS	72.31
141	72610	599	000	141219363	06/10/2022	CINTAS	72.31
141	72610	599	000	141219363	06/10/2022	CINTAS	72.31

		CHECK CHECK					
FND	ACCT	OBJ	PRJ	NUMBER	DATE	VENDOR	AMOUNT
141	72610	599	000	141219363	06/10/2022	CINTAS	26.30
141	72610	599	000	141219363	06/10/2022	CINTAS	26.30
141	72610	599	000	141219363	06/10/2022	CINTAS	26.30
141	72610	599	000	141219363	06/10/2022	CINTAS	26.30
141	72620	599	000	141219363	06/10/2022	CINTAS	392.32
141	72620	599	000	141219363	06/10/2022	CINTAS	505.49
141	72620	599	000	141219363	06/10/2022	CINTAS	394.09
141	72620	599	000	141219363	06/10/2022	CINTAS	394.09
141	72710	424	000	141219363	06/10/2022	CINTAS	128.73
141	72710	424	000	141219363	06/10/2022	CINTAS	128.73
141	72710	424	000	141219363	06/10/2022	CINTAS	128.73
141	72710	424	000	141219363	06/10/2022	CINTAS	128.73
141	72620	499	000	141219364	06/10/2022	CLINE-HOLDER ELECTRI	167.60
141	72620	499	000	141219364	06/10/2022	CLINE-HOLDER ELECTRI	64.76
141	72620	499	000	141219364	06/10/2022	CLINE-HOLDER ELECTRI	740.22
141	71100	499	000	141219365	06/10/2022	CRASS, BRANDI	39.15
141	71100	499	000	141219366	06/10/2022	DANIEL BOONE HIGH SC	800.00
141	71100	499	000	141219367	06/10/2022	DAVID CROCKETT HIGH	800.00
141	71300	429	000	141219368	06/10/2022	DRINNON, SHANNON	100.58
141	71300	730	000	141219369	06/10/2022	EMERGENCY MEDICAL PR	1,761.99 - DCMS HOSA, Splint/Traction TRAINER
141	72320	307	000	141219371	06/10/2022	ENA SERVICES LLC	357.29
141	72320	307	000	141219371	06/10/2022	ENA SERVICES LLC	427.85
141	72320	307	000	141219371	06/10/2022	ENA SERVICES LLC	617.97
141	72320	307	000	141219371	06/10/2022	ENA SERVICES LLC	505.74
141	72320	307	000	141219371	06/10/2022	ENA SERVICES LLC	189.71
141	72320	307	000	141219371	06/10/2022	ENA SERVICES LLC	329.74
141	72320	307	000	141219371	06/10/2022	ENA SERVICES LLC	234.63
141	72320	307	000	141219371	06/10/2022	ENA SERVICES LLC	238.55
141	72320	307	000	141219371	06/10/2022	ENA SERVICES LLC	199.48
141	72320	307	000	141219371	06/10/2022	ENA SERVICES LLC	226.20
141	72320	307	000	141219371	06/10/2022	ENA SERVICES LLC	169.75
141	72320	307	000	141219371	06/10/2022	ENA SERVICES LLC	420.25
141	72320	307	000	141219371	06/10/2022	ENA SERVICES LLC	212.09
141	72320	307	000	141219371	06/10/2022	ENA SERVICES LLC	214.26
141	72710	307	000	141219371	06/10/2022	ENA SERVICES LLC	54.28
141	72620	307	000	141219371	06/10/2022	ENA SERVICES LLC	237.05
141	72320	307	000	141219371	06/10/2022	ENA SERVICES LLC	224.03
141	72320	307	000	141219371	06/10/2022	ENA SERVICES LLC	512.51
141	72610	599	000	141219371	06/10/2022	ENA SERVICES LLC	932.82
141	73300	599	000	141219371	06/10/2022	ENA SERVICES LLC	98.94
141	72620	499	000	141219372	06/10/2022	FARRELL CALHOUN INC	304.87
141	72620	499	000	141219373	06/10/2022	FERGUSON ENTERPRISES	1,056.91
141	72620	499	000	141219373	06/10/2022	FERGUSON ENTERPRISES	1,543.47
141	72620	499	000	141219373	06/10/2022	FERGUSON ENTERPRISES	258.40
141	72620	335	000	141219373	06/10/2022	FERGUSON ENTERPRISES	2,898.63
141	72620	499	000	141219373	06/10/2022	FERGUSON ENTERPRISES	1,655.07
141	72620	335	000	141219373	06/10/2022	FERGUSON ENTERPRISES	468.91
141	72620	499	000	141219373	06/10/2022	FERGUSON ENTERPRISES	500.29
141	72620	499	000	141219373	06/10/2022	FERGUSON ENTERPRISES	751.63
141	72620	499	000	141219373	06/10/2022	FERGUSON ENTERPRISES	1,066.36
141	72620	499	000	141219373	06/10/2022	FERGUSON ENTERPRISES	289.74
141	72710	453	000	141219375	06/10/2022	FISHER AUTO PARTS	1,295.00 - Vehicle PARTS
141	72610	399	000	141219376	06/10/2022	FLEENOR SECURITY SYS	63.03
141	72610	399	000	141219376	06/10/2022	FLEENOR SECURITY SYS	169.14
141	72610	399	000	141219376	06/10/2022	FLEENOR SECURITY SYS	240.00
141	72610	399	000	141219376	06/10/2022	FLEENOR SECURITY SYS	116.85

Plumbing Mtce Supplies

		CHECK CHECK					
FND	ACCT	OBJ	PRJ	NUMBER	DATE	VENDOR	AMOUNT
141	72610	399	000	141219376	06/10/2022	FLEENOR SECURITY SYS	105.69
141	72610	399	000	141219376	06/10/2022	FLEENOR SECURITY SYS	138.39
141	72210	524	000	141219377	06/10/2022	FOOD CITY	470.29
141	72310	599	000	141219377	06/10/2022	FOOD CITY	72.80
141	71100	499	000	141219378	06/10/2022	GALE, TINA	87.50
141	72250	499	000	141219380	06/10/2022	GOVCONNECTION, INC	3,141.75
141	72110	355	000	141219381	06/10/2022	GRAY, SHANNON	172.96
141	72620	335	000	141219383	06/10/2022	HAJOCA CORPORATION	2,034.41
141	72620	336	000	141219384	06/10/2022	HOME DEPOT PRO	2,310.00
141	72610	410	000	141219384	06/10/2022	HOME DEPOT PRO	282.18
141	72610	410	000	141219384	06/10/2022	HOME DEPOT PRO	2,207.22
141	72610	410	000	141219384	06/10/2022	HOME DEPOT PRO	628.44
141	72610	410	000	141219384	06/10/2022	HOME DEPOT PRO	989.68
141	72610	410	000	141219384	06/10/2022	HOME DEPOT PRO	602.08
141	72610	410	000	141219384	06/10/2022	HOME DEPOT PRO	889.40
141	72610	410	000	141219384	06/10/2022	HOME DEPOT PRO	1,212.02
141	72610	410	000	141219384	06/10/2022	HOME DEPOT PRO	570.92
141	72610	410	000	141219384	06/10/2022	HOME DEPOT PRO	1,081.64
141	72610	410	000	141219384	06/10/2022	HOME DEPOT PRO	505.01
141	72610	410	000	141219384	06/10/2022	HOME DEPOT PRO	1,069.34
141	72610	410	000	141219384	06/10/2022	HOME DEPOT PRO	1,239.07
141	72610	410	000	141219384	06/10/2022	HOME DEPOT PRO	185.26
141	72610	410	000	141219384	06/10/2022	HOME DEPOT PRO	293.92
141	72610	410	000	141219384	06/10/2022	HOME DEPOT PRO	649.48
141	72620	499	000	141219386	06/10/2022	JOHNSON CITY KUBOTA	273.42
141	72410	355	000	141219387	06/10/2022	KITE, JOSH	193.64
141	72620	499	000	141219388	06/10/2022	LOWE'S	6,998.24
141	72710	424	000	141219388	06/10/2022	LOWE'S	601.71
141	72250	499	000	141219388	06/10/2022	LOWE'S	82.59
141	71100	299	000	141219389	06/10/2022	MCCALL, DOROTHY	6.93
141	71100	399	000	141219390	06/10/2022	MOUNTAIN YOUTH ACADE	836.00
141	71300	730	000	141219391	06/10/2022	NCCER	11,955.78
141	71100	499	000	141219392	06/10/2022	ODP BUSINESS SOLUTIO	203.32
141	71100	499	000	141219392	06/10/2022	ODP BUSINESS SOLUTIO	225.60
141	71100	499	000	141219392	06/10/2022	ODP BUSINESS SOLUTIO	62.04
141	71100	499	000	141219392	06/10/2022	ODP BUSINESS SOLUTIO	103.40
141	71100	499	000	141219392	06/10/2022	ODP BUSINESS SOLUTIO	245.78
141	71100	499	000	141219392	06/10/2022	ODP BUSINESS SOLUTIO	282.00
141	71100	499	000	141219392	06/10/2022	ODP BUSINESS SOLUTIO	169.20
141	71100	499	000	141219392	06/10/2022	ODP BUSINESS SOLUTIO	71.93
141	71100	499	000	141219392	06/10/2022	ODP BUSINESS SOLUTIO	161.29
141	71100	499	000	141219392	06/10/2022	ODP BUSINESS SOLUTIO	495.18
141	71100	499	000	141219392	06/10/2022	ODP BUSINESS SOLUTIO	507.60
141	71100	499	000	141219392	06/10/2022	ODP BUSINESS SOLUTIO	165.44
141	71100	499	000	141219392	06/10/2022	ODP BUSINESS SOLUTIO	203.32
141	71100	499	000	141219392	06/10/2022	ODP BUSINESS SOLUTIO	225.60
141	71100	499	000	141219392	06/10/2022	ODP BUSINESS SOLUTIO	62.04
141	71100	499	000	141219392	06/10/2022	ODP BUSINESS SOLUTIO	114.94
141	71100	499	000	141219392	06/10/2022	ODP BUSINESS SOLUTIO	399.23
141	71100	499	000	141219392	06/10/2022	ODP BUSINESS SOLUTIO	564.00
141	71100	499	000	141219392	06/10/2022	ODP BUSINESS SOLUTIO	123.18
141	71100	499	000	141219392	06/10/2022	ODP BUSINESS SOLUTIO	348.82
141	71100	499	000	141219392	06/10/2022	ODP BUSINESS SOLUTIO	282.00
141	71100	499	000	141219392	06/10/2022	ODP BUSINESS SOLUTIO	91.71
141	71100	499	000	141219392	06/10/2022	ODP BUSINESS SOLUTIO	395.25
141	71100	499	000	141219392	06/10/2022	ODP BUSINESS SOLUTIO	394.80

75 drive assemblies, stock
Lamar; Waterline Pressure Reducing Valve
Floor Buffer
Custodial Supplies

mtace Dept Materials & Supplies
2 core toolboxes; DCHS CTE

		CHECK CHECK					
FND	ACCT	OBJ	PRJ	NUMBER	DATE	VENDOR	AMOUNT
141	71100	499	000	141219392	06/10/2022	ODP BUSINESS SOLUTIO	123.18
141	71100	499	000	141219392	06/10/2022	ODP BUSINESS SOLUTIO	178.31
141	71100	499	000	141219392	06/10/2022	ODP BUSINESS SOLUTIO	282.00
141	71100	499	000	141219392	06/10/2022	ODP BUSINESS SOLUTIO	62.04
141	71100	299	000	141219393	06/10/2022	OMNI GROUP	112.00
141	71100	299	000	141219394	06/10/2022	OPTUM	200.00
141	71100	299	000	141219394	06/10/2022	OPTUM	100.00
141	72320	399	000	141219395	06/10/2022	PITNEY BOWES GLOBAL	862.20
141	72610	328	000	141219396	06/10/2022	PREMIERE BUILDING MA	5,417.38
141	72610	328	000	141219396	06/10/2022	PREMIERE BUILDING MA	5,968.04
141	72610	328	000	141219396	06/10/2022	PREMIERE BUILDING MA	3,482.36
141	72610	328	000	141219396	06/10/2022	PREMIERE BUILDING MA	5,440.08
141	72610	328	000	141219396	06/10/2022	PREMIERE BUILDING MA	4,669.00
141	72610	328	000	141219396	06/10/2022	PREMIERE BUILDING MA	5,663.47
141	72610	328	000	141219396	06/10/2022	PREMIERE BUILDING MA	4,265.23
141	72610	328	000	141219396	06/10/2022	PREMIERE BUILDING MA	4,216.54
141	72610	328	000	141219396	06/10/2022	PREMIERE BUILDING MA	12,843.35
141	72610	328	000	141219396	06/10/2022	PREMIERE BUILDING MA	12,843.35
141	72610	328	000	141219396	06/10/2022	PREMIERE BUILDING MA	5,981.92
141	73400	499	000	141219397	06/10/2022	QUILL LLC	71.34
141	72250	499	000	141219397	06/10/2022	QUILL LLC	503.46
141	72250	499	000	141219397	06/10/2022	QUILL LLC	999.90
141	72250	499	000	141219397	06/10/2022	QUILL LLC	173.67
141	72250	499	000	141219397	06/10/2022	QUILL LLC	46.79
141	72250	499	000	141219397	06/10/2022	QUILL LLC	802.74
141	72250	499	000	141219397	06/10/2022	QUILL LLC	38.69
141	72250	499	000	141219397	06/10/2022	QUILL LLC	529.18
141	72250	499	000	141219397	06/10/2022	QUILL LLC	519.26
141	72250	499	000	141219397	06/10/2022	QUILL LLC	197.48
141	72250	499	000	141219397	06/10/2022	QUILL LLC	107.98
141	72320	435	000	141219397	06/10/2022	QUILL LLC	709.37
141	72320	435	000	141219397	06/10/2022	QUILL LLC	36.99
141	72620	701	000	141219398	06/10/2022	RAPTOR TECHNOLOGIES	300.00
141	72220	355	000	141219399	06/10/2022	REID, JANEX	23.03
141	72320	399	000	141219400	06/10/2022	RICOH USA, INC	1,228.66
141	72250	499	000	141219401	06/10/2022	SHIELDS ELECTRONICS	590.00
141	71100	499	000	141219402	06/10/2022	SHOOTER'S TECHNOLOGY	22,045.00
141	71100	499	000	141219403	06/10/2022	SIX RIVERS MEDIA LLC	75.00
141	71100	499	000	141219403	06/10/2022	SIX RIVERS MEDIA LLC	1,045.69
141	72250	499	000	141219404	06/10/2022	STAPLES	120.99
141	72250	499	000	141219404	06/10/2022	STAPLES	163.27
141	72250	499	000	141219404	06/10/2022	STAPLES	443.36
141	72250	499	000	141219404	06/10/2022	STAPLES	9.69
141	72230	499	000	141219404	06/10/2022	STAPLES	450.45
141	72610	399	000	141219405	06/10/2022	STATE OF TENNESSEE	55.00
141	72220	355	000	141219406	06/10/2022	TEILMANN, CHRISTIE	53.11
141	72610	399	000	141219410	06/10/2022	TENNESSEE B&E UNIT	300.00
141	72710	453	000	141219411	06/10/2022	TRUCK PRO	115.79
141	72710	453	000	141219411	06/10/2022	TRUCK PRO	365.13
141	72710	453	000	141219411	06/10/2022	TRUCK PRO	-80.00
141	72710	453	000	141219411	06/10/2022	TRUCK PRO	412.35
141	72620	499	000	141219412	06/10/2022	UNITED REFRIGERATION	808.67
141	72620	499	000	141219412	06/10/2022	UNITED REFRIGERATION	808.09
141	72610	399	000	141219413	06/10/2022	VALLEY PROTEINS	600.00
141	72610	399	000	141219413	06/10/2022	VALLEY PROTEINS	300.00
141	72610	399	000	141219413	06/10/2022	VALLEY PROTEINS	600.00

Custodial Services

1,228.66 - Copier Charge, DCHS Graphic Arts - Color Copies

22,045.00 - NIPROTC, DCHS, Marksmanship Program Expenses

1,045.69 - Advertisements For Bids

		CHECK CHECK					
FND	ACCT	OBJ	PRJ	NUMBER	DATE	VENDOR	AMOUNT
141	71200	599	000	141219414	06/10/2022	VERIZON WIRELESS	59.96
141	72320	307	000	141219414	06/10/2022	VERIZON WIRELESS	2,071.43
141	72320	307	000	141219414	06/10/2022	VERIZON WIRELESS	49.29
141	71300	730	000	141219416	06/10/2022	WEST HILLS TRACTOR,	3,100.00
141	72120	499	000	141219417	06/10/2022	WILLIAM V. MACGILL &	6,412.35
141	72710	453	000	141219449	06/17/2022	ADVANCE AUTO PARTS	1,119.72
141	72120	499	000	141219450	06/17/2022	AMAZON CAPITAL SERVI	637.02
141	72120	499	000	141219450	06/17/2022	AMAZON CAPITAL SERVI	48.00
141	72120	399	000	141219450	06/17/2022	AMAZON CAPITAL SERVI	459.91
141	72120	599	000	141219450	06/17/2022	AMAZON CAPITAL SERVI	261.02
141	72620	499	000	141219450	06/17/2022	AMAZON CAPITAL SERVI	604.96
141	72620	499	000	141219450	06/17/2022	AMAZON CAPITAL SERVI	99.66
141	72610	434	000	141219452	06/17/2022	ATMOS ENERGY	42.00
141	72610	434	000	141219452	06/17/2022	ATMOS ENERGY	43.12
141	72610	434	000	141219452	06/17/2022	ATMOS ENERGY	67.76
141	72610	434	000	141219452	06/17/2022	ATMOS ENERGY	57.69
141	72610	434	000	141219452	06/17/2022	ATMOS ENERGY	148.42
141	72610	434	000	141219452	06/17/2022	ATMOS ENERGY	42.00
141	72610	434	000	141219452	06/17/2022	ATMOS ENERGY	43.12
141	72610	434	000	141219452	06/17/2022	ATMOS ENERGY	753.02
141	72610	434	000	141219452	06/17/2022	ATMOS ENERGY	131.04
141	72230	355	000	141219453	06/17/2022	BISHOP, ALLEN	56.00
141	72230	355	000	141219453	06/17/2022	BISHOP, ALLEN	108.10
141	72610	434	000	141219454	06/17/2022	BLOSSMAN GAS & APPLI	6,656.00
141	72610	415	000	141219455	06/17/2022	BRIGHT RIDGE	6,189.85
141	72610	415	000	141219455	06/17/2022	BRIGHT RIDGE	1,166.86
141	72610	415	000	141219455	06/17/2022	BRIGHT RIDGE	768.47
141	72610	415	000	141219455	06/17/2022	BRIGHT RIDGE	13,426.31
141	72610	415	000	141219455	06/17/2022	BRIGHT RIDGE	11,658.13
141	72610	415	000	141219455	06/17/2022	BRIGHT RIDGE	3,478.07
141	72610	415	000	141219455	06/17/2022	BRIGHT RIDGE	7,457.96
141	72610	415	000	141219455	06/17/2022	BRIGHT RIDGE	8,428.49
141	72610	415	000	141219455	06/17/2022	BRIGHT RIDGE	5,197.54
141	72610	415	000	141219455	06/17/2022	BRIGHT RIDGE	8,954.22
141	72610	415	000	141219455	06/17/2022	BRIGHT RIDGE	4,643.69
141	72610	415	000	141219455	06/17/2022	BRIGHT RIDGE	5,510.37
141	72610	415	000	141219455	06/17/2022	BRIGHT RIDGE	5,356.09
141	72610	415	000	141219455	06/17/2022	BRIGHT RIDGE	21,369.90
141	72610	415	000	141219455	06/17/2022	BRIGHT RIDGE	18,039.03
141	72610	415	000	141219455	06/17/2022	BRIGHT RIDGE	12,122.09
141	71100	399	000	141219456	06/17/2022	CADAS INC	129.00
141	71100	399	000	141219457	06/17/2022	CEDAR GROVE CENTER	792.00
141	72610	599	000	141219458	06/17/2022	CENTURYLINK	27.99
141	72610	399	000	141219459	06/17/2022	CHEM-AQUA INC	1,332.62
141	72610	454	000	141219460	06/17/2022	CHUCKEY UTILITY DIST	594.54
141	72210	355	000	141219461	06/17/2022	COX, SHARON	28.20
141	72610	399	000	141219462	06/17/2022	CRYSTAL SPRINGS	60.41
141	71100	499	000	141219463	06/17/2022	DANIEL BOONE HIGH SC	371.91
141	71100	499	000	141219464	06/17/2022	DAVID CROCKETT HIGH	220.71
141	71100	499	000	141219464	06/17/2022	DAVID CROCKETT HIGH	100.00
141	72410	599	000	141219465	06/17/2022	DBHS ATHLETIC DEPT	25,312.00
141	72410	599	000	141219466	06/17/2022	DCHS ATHLETIC DEPT	5,103.00
141	72250	350	000	141219467	06/17/2022	ENA SERVICES LLC	5,926.00
141	71100	399	000	141219468	06/17/2022	ETSU UNIVERSITY SCHO	143,370.81
141	72710	424	000	141219469	06/17/2022	GREENEVILLE OIL & PE	789.97
141	72210	524	000	141219470	06/17/2022	HILL, TINA	18.00

-72" Rotary Tiller; DBHS CTE
-15 AED Lifesaver Kits
-Vehicle Parts

-Propane

-DCHS Chiller Mfrce

Fund Balances

-Internet Connectivity Fee

-May Revenue Sharing

FND	ACCT	OBJ	PRJ	CHECK CHECK		VENDOR	AMOUNT
				NUMBER	DATE		
141	72210	524	000	141219470	06/17/2022	HILL, TINA	246.28
141	72210	524	000	141219470	06/17/2022	HILL, TINA	225.00
141	72210	355	000	141219472	06/17/2022	HUNT, BARBARA	54.52
141	72610	454	000	141219473	06/17/2022	JOHNSON CITY UTILITY	1,786.51
141	72610	454	000	141219473	06/17/2022	JOHNSON CITY UTILITY	1,513.22
141	72610	454	000	141219473	06/17/2022	JOHNSON CITY UTILITY	3,213.57
141	72610	454	000	141219473	06/17/2022	JOHNSON CITY UTILITY	968.00
141	72610	359	000	141219473	06/17/2022	JOHNSON CITY UTILITY	1,028.00
141	72610	359	000	141219473	06/17/2022	JOHNSON CITY UTILITY	184.50
141	72610	359	000	141219473	06/17/2022	JOHNSON CITY UTILITY	339.00
141	72610	359	000	141219473	06/17/2022	JOHNSON CITY UTILITY	110.00
141	72610	359	000	141219473	06/17/2022	JOHNSON CITY UTILITY	518.00
141	72610	359	000	141219473	06/17/2022	JOHNSON CITY UTILITY	332.47
141	72610	359	000	141219473	06/17/2022	JOHNSON CITY UTILITY	410.94
141	72610	359	000	141219473	06/17/2022	JOHNSON CITY UTILITY	392.35
141	72610	359	000	141219473	06/17/2022	JOHNSON CITY UTILITY	113.76
141	72610	359	000	141219473	06/17/2022	JOHNSON CITY UTILITY	163.53
141	72610	454	000	141219473	06/17/2022	JOHNSON CITY UTILITY	605.99
141	72610	454	000	141219473	06/17/2022	JOHNSON CITY UTILITY	22.55
141	72610	454	000	141219473	06/17/2022	JOHNSON CITY UTILITY	1,730.02
141	72610	359	000	141219473	06/17/2022	JOHNSON CITY UTILITY	267.80
141	72610	359	000	141219473	06/17/2022	JOHNSON CITY UTILITY	6,648.00
141	72620	336	000	141219474	06/17/2022	JOHNSON CONTROLS	6,651.00 - DCHS HVAC Repairs
141	72610	359	000	141219475	06/17/2022	JONESBOROUGH WATER D	130.00
141	72610	454	000	141219475	06/17/2022	JONESBOROUGH WATER D	84.83
141	73400	499	000	141219476	06/17/2022	KAPLAN EARLY LEARNIN	355.42
141	72230	355	000	141219477	06/17/2022	LA QUINTA INN	145.32
141	73400	429	000	141219478	06/17/2022	LAKESHORE LEARNING M	930.36
141	73400	499	000	141219479	06/17/2022	LEARNING WITHOUT TEA	319.00
141	72610	399	000	141219480	06/17/2022	LEO'S PEST CONTROL	206.00
141	72610	399	000	141219480	06/17/2022	LEO'S PEST CONTROL	32.00
141	72610	399	000	141219480	06/17/2022	LEO'S PEST CONTROL	95.00
141	72610	399	000	141219480	06/17/2022	LEO'S PEST CONTROL	257.00
141	72610	399	000	141219480	06/17/2022	LEO'S PEST CONTROL	159.00
141	72610	399	000	141219480	06/17/2022	LEO'S PEST CONTROL	159.00
141	72610	399	000	141219480	06/17/2022	LEO'S PEST CONTROL	124.00
141	72610	399	000	141219480	06/17/2022	LEO'S PEST CONTROL	106.00
141	71100	399	000	141219481	06/17/2022	OAK PLAINS ACADEMY	792.00
141	71100	399	000	141219481	06/17/2022	OAK PLAINS ACADEMY	836.00
141	71100	499	000	141219482	06/17/2022	ODP BUSINESS SOLUTIO	429.35
141	71100	499	000	141219482	06/17/2022	ODP BUSINESS SOLUTIO	507.60
141	71100	499	000	141219482	06/17/2022	ODP BUSINESS SOLUTIO	123.18
141	71100	499	000	141219482	06/17/2022	ODP BUSINESS SOLUTIO	355.00
141	71100	499	000	141219482	06/17/2022	ODP BUSINESS SOLUTIO	69.16
141	72320	348	000	141219483	06/17/2022	PITNEY BOWES PURCHAS	1,000.00 - Postage
141	72610	399	000	141219484	06/17/2022	PREMIER FIRE PROTECT	400.00
141	72120	599	000	141219485	06/17/2022	SCHOOL HEALTH CORPOR	500.00
141	71100	499	000	141219486	06/17/2022	SCOTT, GALE	39.15
141	71300	429	000	141219487	06/17/2022	STOCK POT	299.86
141	72120	599	000	141219488	06/17/2022	SYNCHRONY BANK JCP	609.88
141	71100	217	000	141219489	06/17/2022	TENN CONSOLIDATED RE	14,975.07 - Stab Rate
141	71100	399	000	141219492	06/17/2022	VILLAGE BEHAVIORAL H	440.00
141	71100	399	000	141219492	06/17/2022	VILLAGE BEHAVIORAL H	396.00
141	71100	399	000	141219492	06/17/2022	VILLAGE BEHAVIORAL H	396.00
141	71100	399	000	141219492	06/17/2022	VILLAGE BEHAVIORAL H	396.00
141	71100	116	000	141219493	06/17/2022	WASHINGTON COUNTY SC	45,200.58 - Reimb Salary

		CHECK CHECK							
FND	ACCT	OBJ	PRJ	NUMBER	DATE	VENDOR	AMOUNT		
141	71100	201	000	141219493	06/17/2022	WASHINGTON COUNTY SC	2,623.21	} Reimburse Fixed Charges	
141	71100	204	000	141219493	06/17/2022	WASHINGTON COUNTY SC	4,655.64		
141	71100	207	000	141219493	06/17/2022	WASHINGTON COUNTY SC	7,327.20		
141	71100	212	000	141219493	06/17/2022	WASHINGTON COUNTY SC	613.47		
141	72620	499	000	141219494	06/17/2022	WASHINGTON FARMERS C	67.99		
141	72620	499	000	141219494	06/17/2022	WASHINGTON FARMERS C	353.52		
141	72620	499	000	141219494	06/17/2022	WASHINGTON FARMERS C	840.39		
141	71100	116	000	141219495	06/17/2022	WASHINGTON COUNTY FOOD SERVICE	4,200.00	} Reimburse Bonus Salaries & Fixed Charges	
141	71100	201	000	141219495	06/17/2022	WASHINGTON COUNTY FO	1,085.00		
141	71100	204	000	141219495	06/17/2022	WASHINGTON COUNTY FO "	1,648.36		
141	71100	212	000	141219495	06/17/2022	WASHINGTON COUNTY FO "	254.00		
141	71100	188	000	141219495	06/17/2022	WASHINGTON COUNTY FO "	13,300.00		
141	71100	299	000	141218963	06/21/2022	DURHAM, JOHN	-105.00	} Void checks	
141	71300	429	000	141218409	06/21/2022	J&P PARK ACQUISITION	-94.70		
141	72210	524	000	141219126	06/21/2022	OLDE TOWNE PANCAKE H	-277.62		
141	72610	328	000	141218510	06/21/2022	PREMIERE BUILDING MA	-5,417.38		
141	72610	328	000	141218510	06/21/2022	PREMIERE BUILDING MA	-5,968.04		
141	72610	328	000	141218510	06/21/2022	PREMIERE BUILDING MA	-3,482.36		
141	72610	328	000	141218510	06/21/2022	PREMIERE BUILDING MA	-5,440.08		
141	72610	328	000	141218510	06/21/2022	PREMIERE BUILDING MA	-4,669.00		
141	72610	328	000	141218510	06/21/2022	PREMIERE BUILDING MA	-5,663.47		
141	72610	328	000	141218510	06/21/2022	PREMIERE BUILDING MA	-4,265.23		
141	72610	328	000	141218510	06/21/2022	PREMIERE BUILDING MA	-4,216.54		
141	72610	328	000	141218510	06/21/2022	PREMIERE BUILDING MA	-12,843.35		
141	72610	328	000	141218510	06/21/2022	PREMIERE BUILDING MA	-12,843.35		
141	72610	328	000	141218510	06/21/2022	PREMIERE BUILDING MA	-5,981.92		
141	71100	499	000	141218730	06/21/2022	SHOW ME BOOKS	-179.98		
141	72210	524	000	141218830	06/21/2022	STROHM, GINGER	-144.00		
141	71300	429	000	141219507	06/24/2022	AIRGAS INC, SOUTH DI	6.51		
141	72620	499	000	141219507	06/24/2022	AIRGAS INC, SOUTH DI	19.53		
141	72710	330	000	141219508	06/24/2022	ALLY	331.59		
141	72620	499	000	141219509	06/24/2022	ALUMINUM & GLASS SYS	943.55		
141	71100	499	000	141219511	06/24/2022	APPLE INC	2,093.00	- 7 iPad Wl-Fi	
141	71100	399	000	141219512	06/24/2022	ARBITER SPORTS, LLC	3,000.00	- Athletic Officials Payment Program	
141	72620	335	000	141219513	06/24/2022	B&H PHOTO-VIDEO	18,078.24	- Theatre Lighting Upgrade Materials, DCHS	
141	72210	432	000	141219514	06/24/2022	BAM, INSTITUTIONAL S	7.99		
141	72620	499	000	141219515	06/24/2022	BOONES CREEK OUTDOOR	91.22		
141	71100	499	000	141219517	06/24/2022	DAVID CROCKETT HIGH	737.20		
141	72620	499	000	141219518	06/24/2022	ES DOCKERY, INC	979.20		
141	72620	499	000	141219518	06/24/2022	ES DOCKERY, INC	803.50		
141	72620	336	000	141219519	06/24/2022	EXCEL ENERGY GROUP,	12,394.56	- Warehouse LED Updates	
141	72620	336	000	141219519	06/24/2022	EXCEL ENERGY GROUP,	30,723.00	- DCHS LED Updates	
141	72620	499	000	141219520	06/24/2022	FENCO SUPPLY	158.00		
141	72620	499	000	141219520	06/24/2022	FENCO SUPPLY	795.97		
141	72250	355	000	141219522	06/24/2022	FULLBRIGHT, CURTIS	55.46		
141	72250	399	000	141219523	06/24/2022	GOVCONNECTION, INC	152.66		
141	71300	730	000	141219524	06/24/2022	GRAINGER	19,476.52	- 2 Lincoln Welders; DCHS CTE	
141	72710	424	000	141219525	06/24/2022	INTERSTATE BATTERY S	319.85		
141	72610	454	000	141219526	06/24/2022	JOHNSON CITY UTILITY	412.15		
141	72610	454	000	141219526	06/24/2022	JOHNSON CITY UTILITY	24.99		
141	72610	454	000	141219526	06/24/2022	JOHNSON CITY UTILITY	2,244.08		
141	72610	454	000	141219526	06/24/2022	JOHNSON CITY UTILITY	2,388.37		
141	72610	454	000	141219527	06/24/2022	JONESBOROUGH WATER D	461.65		
141	72610	359	000	141219527	06/24/2022	JONESBOROUGH WATER D	400.00		
141	72610	454	000	141219527	06/24/2022	JONESBOROUGH WATER D	87.53		
141	72610	454	000	141219527	06/24/2022	JONESBOROUGH WATER D	183.52		

		CHECK CHECK					
FND	ACCT	OBJ	PRJ	NUMBER	DATE	VENDOR	AMOUNT
141	72610	454	000	141219527	06/24/2022	JONESBOROUGH WATER D	769.73
141	72610	359	000	141219527	06/24/2022	JONESBOROUGH WATER D	620.00
141	72610	454	000	141219527	06/24/2022	JONESBOROUGH WATER D	679.73
141	72610	359	000	141219527	06/24/2022	JONESBOROUGH WATER D	620.00
141	72610	454	000	141219527	06/24/2022	JONESBOROUGH WATER D	337.83
141	72210	524	000	141219528	06/24/2022	KINCAID, ABBIGIAL	126.00
141	72620	499	000	141219529	06/24/2022	L&W SUPPLY CORPORATI	812.31
141	73300	355	000	141219530	06/24/2022	LANE, TINA	24.44
141	71100	399	000	141219531	06/24/2022	LANGUAGE TRAINING CE	33.75
141	72610	399	000	141219532	06/24/2022	MCCLAIN'S PEST CONTR	50.00
141	72620	499	000	141219533	06/24/2022	MEADE TRACTOR	152.48
141	72620	499	000	141219533	06/24/2022	MEADE TRACTOR	28.36
141	71300	730	000	141219534	06/24/2022	NCCER	17,933.67
141	71100	299	000	141219535	06/24/2022	THE OMNI GROUP	112.00
141	71100	499	000	141219536	06/24/2022	PERCELL, ALEX	39.15
141	71300	429	000	141219537	06/24/2022	POCKET NURSE	42.23
141	72320	435	000	141219538	06/24/2022	QUALITY TROPHY & ENG	27.00
141	72250	499	000	141219539	06/24/2022	QUILL LLC	415.83
141	72250	499	000	141219539	06/24/2022	QUILL LLC	195.28
141	72620	335	000	141219540	06/24/2022	RACKLEY EAST TN	1,187.06
141	72320	399	000	141219541	06/24/2022	RICOH USA, INC	2,150.12
141	72710	424	000	141219542	06/24/2022	ROBERTS, TONY	281.34
141	72710	425	000	141219543	06/24/2022	SHELTON, JEFF	40.07
141	72120	599	000	141219544	06/24/2022	SHOE CARNIVAL INC	338.70
141	72320	399	000	141219545	06/24/2022	SHRED A WAY	40.00
141	72320	399	000	141219545	06/24/2022	SHRED A WAY	40.00
141	72320	399	000	141219545	06/24/2022	SHRED A WAY	40.00
141	72620	499	000	141219546	06/24/2022	SITE ONE LANDSCAPE S	227.00
141	72620	499	000	141219546	06/24/2022	SITE ONE LANDSCAPE S	321.48
141	72620	499	000	141219546	06/24/2022	SITE ONE LANDSCAPE S	2,893.32
141	72620	499	000	141219546	06/24/2022	SITE ONE LANDSCAPE S	160.74
141	72620	499	000	141219546	06/24/2022	SITE ONE LANDSCAPE S	47.76
141	72620	499	000	141219546	06/24/2022	SITE ONE LANDSCAPE S	-482.22
141	72610	399	000	141219547	06/24/2022	STATE OF TENNESSEE	60.00
141	72610	399	000	141219547	06/24/2022	STATE OF TENNESSEE	60.00
141	72210	524	000	141219548	06/24/2022	STRAYHORN, FELICIA	126.00
141	72620	499	000	141219551	06/24/2022	TRI CITY MOWER & SAW	79.47
141	72620	499	000	141219551	06/24/2022	TRI CITY MOWER & SAW	999.31
141	72620	336	000	141219552	06/24/2022	UNITED REFRIGERATION	1,237.74
141	99100	590	000	141219553	06/24/2022	WASHINGTON COUNTY DEBT SERVICE	720,000.00
141	72620	499	000	141219554	06/24/2022	WASHINGTON FARMERS C	21.96
141	72130	309	000	141219555	06/24/2022	WASHINGTON COUNTY SH	90,000.00
141	72120	499	000	141219556	06/24/2022	WILLIAM V. MACGILL &	886.10
141	72620	499	000	141219557	06/24/2022	WILLIAMS ELECTRIC SU	648.60
141	72620	499	000	141219557	06/24/2022	WILLIAMS ELECTRIC SU	87.20
141	71100	299	000	141219558	06/28/2022	ABBOTT, PATRICIA	89.70
141	72210	355	000	141219559	06/28/2022	ARNOLD, KELLY	312.22
141	72710	425	000	141219560	06/28/2022	BALDING, JIMMY	38.65
141	73300	599	000	141219561	06/28/2022	BISHOP, MICHELLE	255.00
141	73300	599	000	141219562	06/28/2022	BRITT, ADAM	75.00
141	72120	355	000	141219563	06/28/2022	BYRD, AMY	11.28
141	72120	355	000	141219563	06/28/2022	BYRD, AMY	20.68
141	72610	399	000	141219564	06/28/2022	CRYSTAL SPRINGS	49.25
141	72310	599	000	141219565	06/28/2022	DAY, JASON	47.07
141	72410	355	000	141219566	06/28/2022	GOOD, DANNY	333.70
141	72120	355	000	141219567	06/28/2022	HARRIS, CHELSAE	21.15

17,933.67 - 3 core toolboxes; DBHS CTE

1,187.06 - Roofing Repairs, DCHS
2,150.12 - Copier Lease; DCHS Graphics

2,893.32 } Grounds Maintenance Supplies

1,237.74 - HVAC Maintenance Repairs, DCHS
720,000.00 - payoff Rural Debt

90,000.00 - SRO Reimbursed

		CHECK CHECK				AMOUNT	
FND	ACCT	OBJ	PRJ	NUMBER	DATE	VENDOR	
141	72120	599	000	141219568	06/28/2022	IMPRINTIO LLC	923.51
141	72620	335	000	141219569	06/28/2022	INTERSTATE AWNING &	9,000.00 - LAMAR Project
141	72220	355	000	141219570	06/28/2022	MCCARTT, MAGGIE	54.99
141	72220	355	000	141219570	06/28/2022	MCCARTT, MAGGIE	24.44
141	72210	355	000	141219571	06/28/2022	MCKINNEY, TWANA	31.96
141	72120	355	000	141219572	06/28/2022	MEADE, MEAGAN	11.28
141	72120	355	000	141219572	06/28/2022	MEADE, MEAGAN	10.34
141	73300	599	000	141219573	06/28/2022	MOYER, HEATHER	104.00
141	72210	355	000	141219574	06/28/2022	TRAVIS, MYRA	126.90
141	71100	299	000	141219575	06/28/2022	WEEMS, AUBREY	135.00
141	72220	355	000	141219576	06/28/2022	WHITSON, ASHLEY	39.48
141	71100	299	000	141215494	06/28/2022	ABBOTT, PATRICIA	-89.70
141	72210	355	000	141215248	06/28/2022	ARNOLD, KELLY	-312.22
141	72710	425	000	141214967	06/28/2022	BALDING, JIMMY	-38.65
141	73300	599	000	141214884	06/28/2022	BISHOP, MICHELLE	-255.00
141	73300	599	000	141215320	06/28/2022	BRITT, ADAM	-75.00
141	72120	355	000	141215091	06/28/2022	BYRD, AMY	-20.68
141	72120	355	000	141214284	06/28/2022	BYRD, AMY	-11.28
141	72610	399	000	141214535	06/28/2022	CRYSTAL SPRINGS	-49.25
141	72310	599	000	141214170	06/28/2022	DAY, JASON	-47.07
141	72410	355	000	141215446	06/28/2022	GOOD, DANNY	-333.70
141	72120	355	000	141214593	06/28/2022	HARRIS, CHELSAE	-21.15
141	72120	599	000	141215671	06/28/2022	IMPRINTIO LLC	-923.51
141	72620	335	000	141215639	06/28/2022	INTERSTATE AWNING &	-9,000.00
141	72220	355	000	141213748	06/28/2022	MCCARTT, MAGGIE	-54.99
141	72220	355	000	141214035	06/28/2022	MCCARTT, MAGGIE	-24.44
141	72210	355	000	141213914	06/28/2022	MCKINNEY, TWANA	-31.96
141	72120	355	000	141214324	06/28/2022	MEADE, MEAGAN	-11.28
141	72120	355	000	141214601	06/28/2022	MEADE, MEAGAN	-10.34
141	73300	599	000	141215743	06/28/2022	MOYER, HEATHER	-104.00
141	72210	355	000	141215306	06/28/2022	TRAVIS, MYRA	-126.90
141	71100	299	000	141214614	06/28/2022	WEEMS, AUBREY	-135.00
141	72220	355	000	141213770	06/28/2022	WHITSON, ASHLEY	-39.48
141	73100	201	000	141219581	06/29/2022	WASHINGTON COUNTY FOOD SERVICE	1,883.99
141	73100	204	000	141219581	06/29/2022	WASHINGTON COUNTY FO	2,829.44
141	73100	212	000	141219581	06/29/2022	WASHINGTON COUNTY FO "	440.59
141	73100	165	000	141219581	06/29/2022	WASHINGTON COUNTY FO "	30,386.50
141	72130	322	000	141219582	06/30/2022	ACT	23,680.00 - Testing Fees, Spring 2022
141	72120	355	000	141219583	06/30/2022	AED SUPERSTORE	5,099.85 - 15 Allergy Kits, CSH
141	72620	499	000	141219584	06/30/2022	ALLIED METALS	250.00
141	72250	399	000	141219585	06/30/2022	AMPLIFIED IT	1,100.00 - Chrome Gopher Renewal Fees
141	72620	335	000	141219586	06/30/2022	B&H PHOTO-VIDEO	317.36
141	71100	499	000	141219587	06/30/2022	BANKCARD CENTER	349.23
141	71100	599	000	141219587	06/30/2022	BANKCARD CENTER	3,666.65 - Summer Camp Field Trips
141	72220	524	000	141219587	06/30/2022	BANKCARD CENTER	86.50
141	72310	599	000	141219587	06/30/2022	BANKCARD CENTER	593.04
141	72320	435	000	141219587	06/30/2022	BANKCARD CENTER	71.52
141	72710	424	000	141219587	06/30/2022	BANKCARD CENTER	160.00
141	72250	399	000	141219587	06/30/2022	BANKCARD CENTER	156.00
141	71100	599	000	141219588	06/30/2022	BANKCARD	2,968.00
141	72620	499	000	141219589	06/30/2022	BASELINE SPORTS	3,670.00 - Overage on Turf Project
141	72610	410	000	141219590	06/30/2022	BATTERIES PLUS LLC	596.16
141	72620	499	000	141219591	06/30/2022	BLUE WATER INDUSTRIE	4,112.20
141	72620	499	000	141219591	06/30/2022	BLUE WATER INDUSTRIE	1,429.17
141	72620	499	000	141219591	06/30/2022	BLUE WATER INDUSTRIE	3,096.44
141	72620	499	000	141219591	06/30/2022	BLUE WATER INDUSTRIE	752.14

Void Checks

Reimb Summer Camp Salaries & Fixed Charges

Testing Fees, Spring 2022
15 Allergy Kits, CSH
Chrome Gopher Renewal Fees

Summer Camp Field Trips

Overage on Turf Project

Turf Project Stone

FND	ACCT	OBJ	PRJ	CHECK CHECK		VENDOR	AMOUNT
				NUMBER	DATE		
141	72620	499	000	141219591	06/30/2022	BLUE WATER INDUSTRIE	609.19
141	72620	499	000	141219591	06/30/2022	BLUE WATER INDUSTRIE	4,381.81
141	72620	499	000	141219591	06/30/2022	BLUE WATER INDUSTRIE	2,578.09
141	72620	499	000	141219591	06/30/2022	BLUE WATER INDUSTRIE	562.31
141	72620	499	000	141219591	06/30/2022	BLUE WATER INDUSTRIE	2,530.67
141	72620	499	000	141219591	06/30/2022	BLUE WATER INDUSTRIE	3,184.80
141	72620	499	000	141219591	06/30/2022	BLUE WATER INDUSTRIE	24,616.15
141	72620	499	000	141219591	06/30/2022	BLUE WATER INDUSTRIE	21,791.24
141	72620	499	000	141219591	06/30/2022	BLUE WATER INDUSTRIE	8,235.09
141	72620	499	000	141219591	06/30/2022	BLUE WATER INDUSTRIE	16,808.75
141	72620	499	000	141219591	06/30/2022	BLUE WATER INDUSTRIE	5,329.62
141	72620	499	000	141219591	06/30/2022	BLUE WATER INDUSTRIE	686.98
141	72620	499	000	141219591	06/30/2022	BLUE WATER INDUSTRIE	3,373.10
141	72620	499	000	141219591	06/30/2022	BLUE WATER INDUSTRIE	2,682.06
141	72620	499	000	141219591	06/30/2022	BLUE WATER INDUSTRIE	685.13
141	72620	499	000	141219591	06/30/2022	BLUE WATER INDUSTRIE	714.02
141	72620	499	000	141219591	06/30/2022	BLUE WATER INDUSTRIE	715.77
141	72620	499	000	141219592	06/30/2022	BLUE WATER INDUSTRIE	2,882.27
141	72620	499	000	141219592	06/30/2022	BLUE WATER INDUSTRIE	37,342.01
141	72620	499	000	141219592	06/30/2022	BLUE WATER INDUSTRIE	1,347.88
141	72620	499	000	141219592	06/30/2022	BLUE WATER INDUSTRIE	512.51
141	72620	499	000	141219592	06/30/2022	BLUE WATER INDUSTRIE	650.76
141	72620	499	000	141219592	06/30/2022	BLUE WATER INDUSTRIE	2,120.42
141	72620	499	000	141219592	06/30/2022	BLUE WATER INDUSTRIE	13,134.51
141	72620	499	000	141219592	06/30/2022	BLUE WATER INDUSTRIE	1,640.47
141	72620	499	000	141219592	06/30/2022	BLUE WATER INDUSTRIE	4,331.86
141	72620	499	000	141219592	06/30/2022	BLUE WATER INDUSTRIE	5,804.53
141	72620	499	000	141219592	06/30/2022	BLUE WATER INDUSTRIE	1,381.81
141	72620	499	000	141219592	06/30/2022	BLUE WATER INDUSTRIE	2,759.73
141	72220	355	000	141219593	06/30/2022	CAMPBELL, AMANDA	36.19
141	71100	429	000	141219594	06/30/2022	CAPITAL ONE	884.07
141	71100	299	000	141219595	06/30/2022	CHLIC	682.25
141	72610	599	000	141219596	06/30/2022	CINTAS	52.78
141	72610	599	000	141219596	06/30/2022	CINTAS	59.37
141	72610	599	000	141219596	06/30/2022	CINTAS	59.37
141	72610	599	000	141219596	06/30/2022	CINTAS	59.37
141	72610	599	000	141219596	06/30/2022	CINTAS	59.37
141	72610	599	000	141219596	06/30/2022	CINTAS	59.37
141	72610	599	000	141219596	06/30/2022	CINTAS	72.31
141	72610	599	000	141219596	06/30/2022	CINTAS	72.31
141	72610	599	000	141219596	06/30/2022	CINTAS	72.31
141	72610	599	000	141219596	06/30/2022	CINTAS	72.31
141	72610	599	000	141219596	06/30/2022	CINTAS	72.31
141	72610	599	000	141219596	06/30/2022	CINTAS	26.30
141	72610	599	000	141219596	06/30/2022	CINTAS	26.30
141	72610	599	000	141219596	06/30/2022	CINTAS	26.30
141	72610	599	000	141219596	06/30/2022	CINTAS	26.30
141	72610	599	000	141219596	06/30/2022	CINTAS	26.30
141	72610	599	000	141219596	06/30/2022	CINTAS	26.30
141	72610	599	000	141219596	06/30/2022	CINTAS	26.30
141	72610	599	000	141219596	06/30/2022	CINTAS	26.30
141	72610	599	000	141219596	06/30/2022	CINTAS	392.31
141	72620	599	000	141219596	06/30/2022	CINTAS	382.96
141	72620	599	000	141219596	06/30/2022	CINTAS	382.96
141	72620	599	000	141219596	06/30/2022	CINTAS	382.96
141	72710	424	000	141219596	06/30/2022	CINTAS	128.73
141	72710	424	000	141219596	06/30/2022	CINTAS	128.73
141	72710	424	000	141219596	06/30/2022	CINTAS	128.73
141	72710	424	000	141219596	06/30/2022	CINTAS	128.73
141	72610	599	000	141219596	06/30/2022	CINTAS	59.37
141	72610	599	000	141219596	06/30/2022	CINTAS	72.31
141	72610	599	000	141219596	06/30/2022	CINTAS	26.30

Turf Project Stone

FND	ACCT	OBJ	PRJ	CHECK CHECK		VENDOR	AMOUNT
				NUMBER	DATE		
141	72620	599	000	141219596	06/30/2022	CINTAS	429.37
141	72710	424	000	141219596	06/30/2022	CINTAS	128.73
141	72620	499	000	141219597	06/30/2022	CITY ELECTRIC SUPPLY	14.10
141	72620	499	000	141219597	06/30/2022	CITY ELECTRIC SUPPLY	396.56
141	72620	499	000	141219597	06/30/2022	CITY ELECTRIC SUPPLY	175.00
141	72620	499	000	141219597	06/30/2022	CITY ELECTRIC SUPPLY	58.50
141	72620	499	000	141219597	06/30/2022	CITY ELECTRIC SUPPLY	71.96
141	72620	499	000	141219597	06/30/2022	CITY ELECTRIC SUPPLY	140.93
141	72620	499	000	141219597	06/30/2022	CITY ELECTRIC SUPPLY	22.11
141	72620	499	000	141219597	06/30/2022	CITY ELECTRIC SUPPLY	468.75
141	72620	499	000	141219597	06/30/2022	CITY ELECTRIC SUPPLY	225.72
141	72620	499	000	141219597	06/30/2022	CITY ELECTRIC SUPPLY	159.59
141	72620	499	000	141219597	06/30/2022	CITY ELECTRIC SUPPLY	228.64
141	72620	499	000	141219597	06/30/2022	CITY ELECTRIC SUPPLY	970.05
141	72620	499	000	141219597	06/30/2022	CITY ELECTRIC SUPPLY	100.97
141	72610	454	000	141219598	06/30/2022	CITY OF KINGSPORT	837.58
141	72120	355	000	141219599	06/30/2022	COLLETTE, TERESA	34.78
141	72320	307	000	141219600	06/30/2022	COMCAST	91.88
141	72620	499	000	141219601	06/30/2022	EAST TENNESSEE RENT-	506.00
141	72620	499	000	141219601	06/30/2022	EAST TENNESSEE RENT-	253.00
141	72250	499	000	141219602	06/30/2022	ENA SERVICES LLC	680.00
141	72250	499	000	141219602	06/30/2022	ENA SERVICES LLC	675.00
141	72620	499	000	141219603	06/30/2022	FARRELL CALHOUN INC	328.95
141	72620	499	000	141219603	06/30/2022	FARRELL CALHOUN INC	148.71
141	72620	499	000	141219603	06/30/2022	FARRELL CALHOUN INC	69.00
141	72620	499	000	141219603	06/30/2022	FARRELL CALHOUN INC	998.09
141	72620	499	000	141219604	06/30/2022	FERGUSON ENTERPRISES	722.70
141	72620	499	000	141219604	06/30/2022	FERGUSON ENTERPRISES	192.58
141	72620	499	000	141219604	06/30/2022	FERGUSON ENTERPRISES	581.87
141	72620	499	000	141219604	06/30/2022	FERGUSON ENTERPRISES	4,133.40
141	72620	499	000	141219604	06/30/2022	FERGUSON ENTERPRISES	1,713.52
141	72620	499	000	141219604	06/30/2022	FERGUSON ENTERPRISES	958.30
141	72310	599	000	141219606	06/30/2022	FOOD CITY	38.45
141	72310	599	000	141219606	06/30/2022	FOOD CITY	5.99
141	72620	499	000	141219607	06/30/2022	HOME DEPOT PRO	303.56
141	72620	499	000	141219607	06/30/2022	HOME DEPOT PRO	59.16
141	72610	410	000	141219607	06/30/2022	HOME DEPOT PRO	2,859.12
141	72610	410	000	141219607	06/30/2022	HOME DEPOT PRO	973.18
141	72610	410	000	141219607	06/30/2022	HOME DEPOT PRO	995.94
141	72610	410	000	141219607	06/30/2022	HOME DEPOT PRO	368.06
141	72610	410	000	141219607	06/30/2022	HOME DEPOT PRO	311.73
141	72610	410	000	141219607	06/30/2022	HOME DEPOT PRO	106.88
141	72610	410	000	141219607	06/30/2022	HOME DEPOT PRO	55.48
141	72220	499	000	141219608	06/30/2022	INGLES MARKETS, INC	285.38
141	72610	454	000	141219609	06/30/2022	JONESBOROUGH WATER D	4,654.27
141	72610	454	000	141219609	06/30/2022	JONESBOROUGH WATER D	363.86
141	71100	299	000	141219610	06/30/2022	JONES, HEATHER	135.00
141	71100	299	000	141219611	06/30/2022	JONES, TRACY	135.00
141	72210	355	000	141219612	06/30/2022	LEONARD, JILL	47.00
141	72120	499	000	141219613	06/30/2022	LOWE'S	937.84
141	72620	499	000	141219613	06/30/2022	LOWE'S	9,675.04
141	72510	355	000	141219614	06/30/2022	MASTERS, PAUL	25.85
141	72620	499	000	141219615	06/30/2022	MCCALL COMMERCIAL FENCING	2,133.00
141	72620	499	000	141219615	06/30/2022	MCCALL COMMERCIAL FENCING	4,383.00
141	72210	355	000	141219616	06/30/2022	MCKINNEY, TWANA	68.62
141	72120	355	000	141219617	06/30/2022	MEADE, MEAGAN	22.56

plumbing Expenses

Custodial Supplies

Mtace Dept Materials & Supplies

BCE Playground

		CHECK CHECK					
FND	ACCT	OBJ	PRJ	NUMBER	DATE	VENDOR	AMOUNT
141	72510	499	000	141219618	06/30/2022	NELCO	689.50
141	71300	429	000	141219619	06/30/2022	NORTHERN TOOL & EQUI	984.93
141	71100	299	000	141219620	06/30/2022	AMERICAN UNITED LIFE	5,068.86
141	71100	206	000	141219620	06/30/2022	AMERICAN UNITED LIFE	1,576.84
141	71100	299	000	141219620	06/30/2022	AMERICAN UNITED LIFE	1,985.89
141	71200	206	000	141219620	06/30/2022	AMERICAN UNITED LIFE	17.58
141	71300	206	000	141219620	06/30/2022	AMERICAN UNITED LIFE	81.50
141	72110	206	000	141219620	06/30/2022	AMERICAN UNITED LIFE	4.72
141	72120	206	000	141219620	06/30/2022	AMERICAN UNITED LIFE	41.92
141	72130	206	000	141219620	06/30/2022	AMERICAN UNITED LIFE	63.87
141	72210	206	000	141219620	06/30/2022	AMERICAN UNITED LIFE	70.74
141	72220	206	000	141219620	06/30/2022	AMERICAN UNITED LIFE	44.50
141	72230	206	000	141219620	06/30/2022	AMERICAN UNITED LIFE	6.75
141	72320	206	000	141219620	06/30/2022	AMERICAN UNITED LIFE	18.26
141	72410	206	000	141219620	06/30/2022	AMERICAN UNITED LIFE	79.58
141	72510	206	000	141219620	06/30/2022	AMERICAN UNITED LIFE	6.50
141	72610	206	000	141219620	06/30/2022	AMERICAN UNITED LIFE	59.00
141	72620	206	000	141219620	06/30/2022	AMERICAN UNITED LIFE	28.50
141	72710	206	000	141219620	06/30/2022	AMERICAN UNITED LIFE	82.75
141	72810	206	000	141219620	06/30/2022	AMERICAN UNITED LIFE	9.00
141	72250	206	000	141219620	06/30/2022	AMERICAN UNITED LIFE	44.42
141	72210	336	000	141219621	06/30/2022	PERMA-BOUND	353.31
141	72320	348	000	141219622	06/30/2022	PITNEY BOWES PURCHAS	1,000.00 - Postage
141	72620	336	000	141219623	06/30/2022	PLAYWORLD PREFERRED	8,717.14 - Playground Equipment Parts
141	72620	499	000	141219623	06/30/2022	PLAYWORLD PREFERRED	534.16
141	72120	499	000	141219624	06/30/2022	POSITIVE PROMOTIONS	999.75
141	72250	499	000	141219625	06/30/2022	QUILL LLC	108.89
141	72320	399	000	141219626	06/30/2022	ROBERT J. YOUNG COMP	4,047.20 - Copier Leases; Asbury, C.O., Midway
141	72120	499	000	141219627	06/30/2022	SAM'S CLUB DIRECT	870.05
141	72310	599	000	141219628	06/30/2022	SAM'S CLUB	425.75
141	71100	429	000	141219629	06/30/2022	SCHOOL SPECIALTY LLC	9.48
141	71100	429	000	141219629	06/30/2022	SCHOOL SPECIALTY LLC	419.17
141	72220	355	000	141219630	06/30/2022	SELF, LEA	9.40
141	72510	399	000	141219631	06/30/2022	SQUIBB, RACHEL	900.00
141	72220	355	000	141219632	06/30/2022	ST JOHN, SEBRENA	84.60
141	72510	499	000	141219633	06/30/2022	STANDARD PRINTING	1,396.55 - Purchase Order
141	72250	499	000	141219634	06/30/2022	STAPLES	70.48
141	72610	399	000	141219635	06/30/2022	STATE OF TENNESSEE	60.00
141	72510	355	000	141219636	06/30/2022	STEVENS, MICHELLE	33.84
141	72120	599	000	141219637	06/30/2022	SYNCHRONY BANK JCP	325.72
141	71100	449	000	141219638	06/30/2022	TENNESSEE BOOK COMPA	1,777.00 - Support Materials S&H
141	72250	499	000	141219639	06/30/2022	TENNESSEE OFFICE SUP	1,663.04 - 4 Printers, Stock
141	72120	355	000	141219640	06/30/2022	THOMAS, KARRIE	59.69
141	72610	399	000	141219641	06/30/2022	VALLEY PROTEINS	300.00
141	72610	399	000	141219641	06/30/2022	VALLEY PROTEINS	550.00
141	72120	355	000	141219642	06/30/2022	WADDLE, NATALIE	53.58
141	72120	355	000	141219643	06/30/2022	WAGNER, KELLY	33.84
141	72230	336	000	141219644	06/30/2022	WEST HILLS TRACTOR,	80.00
141	72210	355	000	141219645	06/30/2022	WOODWARD, HANNAH	14.86
141	72230	355	000	141219477	06/30/2022	LA QUINTA INN	-145.32 void check
Totals for checks							2,077,094.65

Board Provided Life Insurance

*Postage
Playground Equipment Parts*

Copier Leases; Asbury, C.O., Midway

Purchase Order

*Support Materials S&H
4 Printers, Stock*

void check

FUND SUMMARY

<u>FUND</u>	<u>DESCRIPTION</u>	<u>BALANCE SHEET</u>	<u>REVENUE</u>	<u>EXPENSE</u>	<u>TOTAL</u>
141	GENERAL PURPOSE SCHOOL	0.00	0.00	2,077,094.65	2,077,094.65
***	Fund Summary Totals ***	0.00	0.00	2,077,094.65	2,077,094.65

***** End of report *****

CHECK CHECK							
FND	ACCT	OBJ	PRJ	NUMBER	DATE	VENDOR	AMOUNT
142	72130	499	100	142219427	06/10/2022	INGLES MARKETS, INC	190.86
142	72210	524	200	142219428	06/10/2022	INST FOR MULTI SENSO	7,500.00 - Virtual Coaching Fees, SpEd
142	71100	429	934	142219429	06/10/2022	KESLER SCIENCE	3,348.00 - Membership Renewal - Mid School Science
142	72220	499	901	142219430	06/10/2022	LOWE'S	838.95
142	72220	499	901	142219433	06/10/2022	STAPLES	594.70
142	72220	499	901	142219433	06/10/2022	STAPLES	66.22
142	71100	201	931	142219435	06/10/2022	WASHINGTON CO DEPT 0	22,947.75
142	71100	204	931	142219435	06/10/2022	WASHINGTON CO DEPT 0	36,982.62
142	71100	212	931	142219435	06/10/2022	WASHINGTON CO DEPT 0	5,366.81
142	71100	188	931	142219435	06/10/2022	WASHINGTON CO DEPT 0	370,125.00
142	72210	524	010	142219437	06/10/2022	WHITAKER, JERRY	48.00
142	72220	499	901	142219439	06/17/2022	BENIK CORPORATION	85.75
142	76100	707	937	142219440	06/17/2022	ENERGY SYSTEMS GROUP	700,723.57 - DBHS/DCHS HVAC Upgrades
142	71100	189	935	142219441	06/17/2022	ETSU UNIVERSITY SCHO	2,000.00 - Early Literacy Stipends
142	72220	499	910	142219442	06/17/2022	FUN AND FUNCTION LLC	2,894.14 - Instructional Materials - SpEd
142	72220	312	900	142219443	06/17/2022	MINI MIRACLES THERAP	6,296.65
142	72220	312	900	142219443	06/17/2022	MINI MIRACLES THERAP	1,440.00 > OT/PT SpEd
142	72220	499	900	142219444	06/17/2022	NCS PEARSON INC	209.88
142	72210	399	951	142219445	06/17/2022	TNTP	19,656.00
142	72210	399	952	142219445	06/17/2022	TNTP	40,000.00 > ELA Curriculum Support
142	72210	524	010	142219448	06/17/2022	WHITAKER, JERRY	99.20
142	99100	504	010	142219496	06/20/2022	WASHINGTON CO DEPT 0	4,000.00
142	99100	504	100	142219496	06/20/2022	WASHINGTON CO DEPT 0	65,747.23
142	99100	504	200	142219496	06/20/2022	WASHINGTON CO DEPT 0	14,000.00
142	99100	504	800	142219496	06/20/2022	WASHINGTON CO DEPT 0	3,293.73
142	99100	504	900	142219496	06/20/2022	WASHINGTON CO DEPT 0	20,000.00
142	99100	504	160	142219496	06/20/2022	WASHINGTON CO DEPT 0	2,500.00
142	99100	504	440	142219496	06/20/2022	WASHINGTON CO DEPT 0	6,000.00
142	99100	504	931	142219496	06/20/2022	WASHINGTON CO DEPT 0	26,798.53
142	99100	504	934	142219496	06/20/2022	WASHINGTON CO DEPT 0	458,800.00
142	99100	504	937	142219496	06/20/2022	WASHINGTON CO DEPT 0	208,041.72
142	72210	524	200	142218837	06/21/2022	DUGGER, KATELYN	-81.19
142	72130	499	700	142218248	06/21/2022	WAL-MART	-1,000.00
142	72130	499	700	142218186	06/21/2022	WAL-MART	-1,000.00
142	72130	499	700	142218249	06/21/2022	WAL-MART	-1,000.00
142	72130	524	800	142219498	06/24/2022	ASSOCIATION FOR C&TE	873.11
142	72210	524	010	142219499	06/24/2022	EAN SERVICES LLC	100.34
142	71100	429	934	142219501	06/24/2022	GENERATION GENIUS	10,121.00 - License Renewals
142	72120	735	940	142219502	06/24/2022	HOME DEPOT PRO	659.50
142	72120	735	940	142219502	06/24/2022	HOME DEPOT PRO	659.50
142	72120	735	940	142219502	06/24/2022	HOME DEPOT PRO	659.50
142	72120	735	940	142219502	06/24/2022	HOME DEPOT PRO	659.50
142	72220	499	901	142219503	06/24/2022	NUMOTION	7,725.62 - SpEd PT Materials
142	72220	499	901	142219503	06/24/2022	NUMOTION	65.99
142	71100	722	938	142219504	06/24/2022	SCHOOL SPECIALTY INC	3,234.10 - Science Materials, Best For All, Sulphur Springs
142	72220	499	901	142219505	06/24/2022	VITAL RECORDS CONTRO	1,020.00 - Cloud System Renewal, SpEd
142	71100	189	935	142219506	06/24/2022	WASHINGTON CO DEPT 0	27,000.00 - Early Literacy Stipends
142	72210	524	200	142219577	06/28/2022	CARVER, ELIZABETH	20.00
142	72210	524	200	142219578	06/28/2022	GARST, ANGELA	20.00
142	72210	524	200	142219579	06/28/2022	HAGA, STEPHANIE	20.00
142	71100	429	934	142219580	06/28/2022	MANNING KUSTOMZ	180.00
142	72210	524	200	142214815	06/28/2022	CARVER, ELIZABETH	-20.00
142	72210	524	200	142214820	06/28/2022	GARST, ANGELA	-20.00
142	72210	524	200	142214821	06/28/2022	HAGA, STEPHANIE	-20.00
142	71100	429	934	142215569	06/28/2022	MANNING KUSTOMZ	-180.00
142	72120	399	940	142219646	06/30/2022	AMERICAN ESOTERIC LA	70.00

Reimb Bonus Salaries & Fixed Costs

Reimb Indirect Costs

Void Checks

SpEd PT Materials

Cloud System Renewal, SpEd

Void Checks

		CHECK CHECK					
<u>FND</u>	<u>ACCT</u>	<u>OBJ</u>	<u>PRJ</u>	<u>NUMBER</u>	<u>DATE</u>	<u>VENDOR</u>	<u>AMOUNT</u>
142	72120	399	940	142219646	06/30/2022	AMERICAN ESOTERIC LA	70.00
142	72120	399	940	142219646	06/30/2022	AMERICAN ESOTERIC LA	70.00
142	72210	355	010	142219647	06/30/2022	BURLESON, MARTHA	18.80
142	72210	355	010	142219650	06/30/2022	MORELOCK, KHRIS	22.56
142	71100	429	938	142219652	06/30/2022	VEX ROBOTICS	6,646.00
142	72210	189	930	142219653	06/30/2022	WASHINGTON CO DEPT 0	1,832.32
142	72210	201	930	142219653	06/30/2022	WASHINGTON CO DEPT 0	113.60
142	72210	204	930	142219653	06/30/2022	WASHINGTON CO DEPT 0	188.73
142	72210	212	930	142219653	06/30/2022	WASHINGTON CO DEPT 0	26.57
142	72210	429	930	142219653	06/30/2022	WASHINGTON CO DEPT 0	36,506.25
142	72210	499	930	142219653	06/30/2022	WASHINGTON CO DEPT 0	16,137.00
142	72210	355	010	142219654	06/30/2022	WHITAKER, JERRY	14.10
Totals for checks							2,311,686.11

6,646.00 - science Materials, Best For All, Sulphur Springs

FUND SUMMARY

<u>FUND</u>	<u>DESCRIPTION</u>	<u>BALANCE SHEET</u>	<u>REVENUE</u>	<u>EXPENSE</u>	<u>TOTAL</u>
142	SCHOOL FEDERAL PROJECTS	0.00	0.00	2,311,686.11	2,311,686.11
***	Fund Summary Totals ***	0.00	0.00	2,311,686.11	2,311,686.11

***** End of report *****

EMPLOYEE NAME	REASON	LOCATION/POSITION	Old Rate	New Rate
Jamie Love	BS+29 to MA	DB	\$38,908.00	\$42,638.00
Heather Dennis	BS+24 to MA	GV	\$48,052.00	\$53,637.00
Gregory Greene	Sub to Full Time	Lamar/Custodian	\$9.35 per hour	\$9.92 per hour
Kimberly Allison	MA+30 to MA+57	UH Sped Teacher	\$56,428.00	\$57,515.00
Michelle Depew	Guidance to Asst. Principal	Gray, Asst. Principal	\$59,420.00	\$68,041.00
John Good	BS+20 to MA	DB Sped Teacher	\$46,117.00	\$50,656.00
Sydney Whiteside	BS + 57 to MA	FB Guidance	\$40,465.00	\$44,344.00
Dustin Ford	MA+30 to MA+51	DB Teacher	\$54,302.00	\$55,431.00
Jenna Saura	BS+32 to MA	BCE SpEd Teacher	\$40,465.00	\$44,344.00

Intent to Apply/Research	Grant Report August 2022						
School Violence Provention Program (COPS) U.S. Dept. of Justice	To assist Operations Department in supporting more school bus radios and proximity access card reader and software						
looking for funding	Play ground equipment						
EPA: Clean School Bus Program	Applied for funding towards 3 electric buses, a rebate program that is run like a lottery.						
Safe Schools Grant	Entitlement Grant in ePlan for school safety						
Grants Awarded							
School Uplift Program -12 months program before awarded, Started in June, 2022	Designated schools will participate in the program to reduce energy costs and inform energy efficiency, after completing the year program schools will earn \$10,000, and may qualify for a larger grant amount				Current schools with Energy Champions leading the program: FB, SC, RV, SS, Gray, Lamar, WV, BCE, DB, GV		
Grants Managed							
East TN Clean Fuels Propane Bus Rebate Grant	Washington County Government awarded \$76,000	Managing reports of two previous rewards for propane buses. Manage current requirements for new grant reward.	WORKING ON GRANT MANAGEMENT	waiting on new propane buses before the reporting and destroying old diesel buses per grant requirements			
BEST FOR ALL GRANT	\$250,000 awarded due to participating in TN ALL Corps and spending 50% ESSER 3.0 award amount (across budgets for ESSER 1.0, 2.0, 3.0) on activities directly related to improving student academic achievement.		Work with design team in the development of CTE Connections Lab at the middle school level.	Do purchases and communication on grant items under a strategic rollout plan, plus documentation support.		Will be opening year 2 to continue the program throughout the whole district. Generating Inventory	
Vulcan Equipment Grant	Grant is being monitored by Chief Operations Officer, Maintenance Director, and Food Service Director		Cafeteria cooking equipment for WV, GV, and Gray				
ARP 2.0 Homeless Grant	3 year term	\$108,626.44	In collaboration with Director of Attendance and Chief Students Supports Officer.	Providing purchasing and documentation support.	HELP WITH REPORTING	Will be opening year 2 go continue the program throughout the district.	
ELC Epidemiology & Laboratory Capacity Grant	Epidemiology - the branch of medicine which deals with the incidence, distribution, and possible control of diseases and other factors relating to health.		\$1,421,745.48	In collaboration with Director of Coordinated School Health		Will be writing year 2 budget to continue the program and covid testing in schools.	
LEAPS	Documents, Financial, Timesheets, Preparing Budget for routine approval	\$50,000 plus roll over	EPlan financial desktop and on-campus program monitoring (TDOE).	Will be starting year 3 of the Lottery for Education Afterschool Program at South Central.			

Science materials	Continue support for middle science materials and resources.		ESSER: Help with elementary science funding for resources.	Inventory			
TSIN STEM Designation application process with 2 elementary schools that will serve as the pilot	Sulphur Springs, may be on hold	West View	year 2 to become qualified for STEM Designation title				
ESSER Planning Grant (2 years)	Education Elements partnership pertaining to DATA Monitoring		Participate with Ed Elements and keep up with contract/funding.	Starting Year 2 with Ed Elements and with partnership starting districtwide PLC structure and monitoring ESSER funding educational resources.			
TN ALL Corps	ePlan	will be submitting Year 2 budget to support the low ratio tutoring program					

WASHINGTON COUNTY DEPARTMENT OF EDUCATION

Jonesborough, Tennessee

RECEIVED
7/29/22 fm

School Educational OVERNIGHT Trip Authorization*

7-28-22

Date of Request

School David Crockett Date of Trip 9-9-22-9-10-22

Estimated Time of Departure 10:00 a.m. and Return 5:00 p.m.

Total Time Away 32 hours

Destination(include location) Sevierville Events Center (Rocky Top Tournament)

Teacher Coach Pleasant Class Volleyball Team Grade 9th-12th

Chaperones Coach Ashton Hippensteel Number of Students Involved 14

Coach Pleasant Estimated Total Miles (Both Ways) of Trip 160

Bus Driver VANS Bus Number 90, 91

Will the chaperones have a list (roll) that they are responsible for? Yes

As you plan the trip, will all children be given instructions as to what they should do if they become separated (lost) from the group? Yes

Will you have on file parental release forms signed by parents or legal guardians? yes

Explain the educational value of this trip:

Experience for the OCHS Volleyball Team

Total Cost Estimate: 1425.00

Plans for meeting the costs: Booster Club

Transportation cost for education trips shall be calculated in the following manner:

\$12.00 per hour for driver (2 hour minimum)

2.07 per hour to cover fixed charges (SS, Retirement, etc.)

\$14.07 Total to be remitted to the Central Office

Reimbursement for the bus and fuel shall be made at the rate of \$.75 per mile.

Ashley Davis
Principal's Signature

7/29/22
Date

*Refer to Board Policy 4.302

BY WC SUPERINTENDENT
Superintendent's Signature

7/29/22
Date

Date Approved by the Board of Education

ESSR 3.0

PURCHASING DEPARTMENT

WASHINGTON COUNTY BOARD OF EDUCATION

FEDERAL PROJECTS FUND

PURCHASE ORDER

Purchase Order 34472

Date Issued 7/26/22

Appropriation No. 937 72120 471

Dept. CSH

School mw

ESSR 3.0

To Committee Children
2815 Second Avenue, Suite 400
Seattle, WA 98121-3207
800-634-4449

Deliver to Midway School
Address 3519 West Walnut St.
Via Johnson City, TN 37601

NOTICE TO VENDOR

1. Purchase order number MUST appear on all invoices submitted for payment.

2. Mail TWO copies of your invoice promptly to:

Washington County Board of Education

405 West College Street

Jonesborough, Tennessee 37659

Telephone (423) 753-1105

on or before

ESSR 3.0

Articles on this order must be charged to account of

ITEM NO.	ARTICLES OR SERVICES	CODE	QUANTITY & UNIT	UNIT PRICE	TOTAL
	(Unless otherwise stated all prices F.O.B. Destination)				
	Second Step K-8 SEL Curriculum, multi-site (see Attached) (1 year licenses)	904101	10	2,239	22,390
				-50% (counselor) led discount	-11,950
					-1,119.50
GRAND TOTAL - INCLUDING ALL ATTACHED PAGES					\$10,075.50

SUBJECT TO THE FOLLOWING CONDITIONS

1. All packages, cartons or other containers must be plainly marked with the purchase order number.
2. The right is reserved to purchase in the open market and to charge the difference to the Vendor in the event that deliveries are not made at the time specified in the bid and on this order.
3. Whenever a delivery is rejected, the Vendor shall be notified and be given the reason for the rejection. All rejected deliveries shall be held at the Vendor's risk and he shall bear the expense of removal.
4. No changes in or cancellations of this purchase order shall be recognized by the Vendor unless authorized by special form issued by the Purchasing Agent.
5. Acceptance of this order includes acceptance of all terms, prices, delivery, instructions, specifications and conditions stated.
6. The county is not liable for Federal excise tax or state sales tax.
7. Each shipment and/or each purchase order should be covered by separate invoice.

IMPORTANT: INVOICES AND PACKAGES MUST BEAR PURCHASE ORDER NUMBER

VENDOR'S COPY

There is an otherwise unincumbered balance to the credit of the proper appropriation, allotment or fund to meet the expenditure covered by this purchase.

Authorized Signature

APPROVED:

Purchasing Agent



2815 Second Avenue, Suite 400
 Seattle, WA 98121-3207 USA
 800-634-4449 FAX: 206-343-1445
orders@cfchildren.org

Proforma Invoice

Invoice # 5024724
 Date 4/21/2022
 Customer ID 10160947

Bill To	Ship To
Washington County Board of Education 405 West College Street Jonesborough TN 37659 United States	Kelly Wagner Washington Co School District 348 Christian Church Road Gray TN 37615 United States

Requested By	Ship To	Setup Admin	Entered By
Kelly Wagner	Kelly Wagner	Name: Kelly Wagner Email: csh@wcde.org	Wesleigh Drellishak

Item	Description	Months	Start Date	End Date	QTY	Rate	Amount
904101	Second Step Grades K-8, Multi-Site Pricing, 1-Year Licenses Renewing Subscription ID: 80016533		7/31/2022	7/31/2023	10	\$2,239.00	\$22,390.00
COUNSELOR	50% Counselor-Led Implementation Discount					-50%	(\$11,195.00)

Subtotal	\$11,195.00
Discount	(\$1,119.50)
Shipping & Handling	\$0.00
Sales Tax (%)	\$0.00
TOTAL	\$10,075.50

Please remit in US Funds.
Make check payable to: Committee for Children

Shipping Method: UPS Ground (UPS)
 Prices valid for 30 days from quote date.
 Please Include quote ID: 5024724 on your order to guarantee pricing.

PURCHASING DEPARTMENT
WASHINGTON COUNTY BOARD OF EDUCATION

Purchase Order **No 5666**
 Date Issued **07-01-22**
 Appropriation No. **72250399**
 Dept. **HR**
 School

PURCHASE ORDER

TO
FRONTLINE Education

- NOTICE TO VENDOR**
- 1. Purchase order MUST bear two signatures in order to be valid.**
 - 2. Purchase order number MUST appear on all invoices submitted for payment.**
 - 3. Mail TWO copies of your invoice promptly to:**

Washington County Board of Education
405 West College Street
Jonesborough, TN 37659
Telephone (423) 753-1105

Deliver to **WASHINGTON COUNTY BOARD OF EDUCATION**
 Address **405 WEST COLLEGE STREET**
JONESBOROUGH, TN 37659
 Via

Articles on this order must be charged to account of

ARTICLES OR SERVICES	CODE	QUANTITY & UNIT	UNIT PRICE	TOTAL
(Unless otherwise stated all prices F.O.B. Destination) Human Capital Management				
GRAND TOTAL - INCLUDING ALL ATTACHED PAGES				\$ 26,560.17

SUBJECT TO THE FOLLOWING CONDITIONS

1. All packages, cartons or other containers must be plainly marked with the purchase order number.
2. The right is reserved to purchase in the open market and to charge the difference to the Vendor in the event that deliveries are not made at the time specified in the bid and on this order.
3. Whenever a delivery is rejected, the Vendor shall be notified and be given the reason for the rejection. All rejected deliveries shall be held at the Vendor's risk and he shall bear the expense of removal.
4. Acceptance of this order includes acceptance of all terms, prices, delivery, instructions, specifications and conditions stated.
5. The county is not liable for Federal excise tax or state sales tax.
6. Each shipment and/or each purchase order should be covered by separate invoice.

IMPORTANT: INVOICES AND PACKAGES MUST BEAR PURCHASE ORDER NUMBER

VENDOR'S COPY

There is an otherwise unincumbered balance to the credit of the proper appropriation, allotment or fund to meet the expenditure covered by this purchase.

W. B. [Signature]

Authorized Signature

APPROVED:

Purchasing Agent



INVOICE

Acct #: 9015061
#INVUS159247

Washington County School District (TN)
405 W COLLEGE ST
JONESBOROUGH TN 37659-1009

Start Date: 7/1/2022
Due Date: 7/31/2022

PAYMENT INFORMATION

Please send checks to:

Frontline Technologies Group LLC
PO Box 780577
Philadelphia, PA 19178-0577

To make payment via ACH/EFT:

Bank Name: Wells Fargo, N.A.
Account Name: Frontline Technologies Group LLC
ABA/Routing #: 121000248
Account #: 4121566533
Swift Code: WFBIUS6S

Please include the invoice number in the memo of your check or ACH payment to ensure timely processing.

Please send remittance advice to Billing@FrontlineEd.com.

You can find a copy of our W9 at <http://help.frontlinek12.com/WebNav/Docs/FrontlineEducationW9.pdf>.

Qty	Description	Start	End	End User	Rate	Amount
1	Human Capital Management - Recruiting & Hiring Bundle	7/1/2022	6/30/2023	9015061 Washington County School District (TN)	\$26,560.17	\$26,560.17

Your timely payment is important to maintain a continuous subscription status and allow for delivery of services. Our billing system tracks by contract, not PO#. Therefore, we are unable to address questions based on PO#. If information is needed about your PO#, please contact your organization's financial department.

SUBTOTAL \$26,560.17

TOTAL DUE \$26,560.17
by 7/31/2022

PURCHASING DEPARTMENT
WASHINGTON COUNTY BOARD OF EDUCATION

Purchase Order **No 5772**

Date Issued **7/1/2022**

Appropriation No. **72250499**

Dept. **Technology**
 School **System-wide**

PURCHASE ORDER

To **Gov. Conn.**

Deliver to **WCDE - CFullbright**

Address

Via

Articles on this order must be charged to account of

NOTICE TO VENDOR

1. Purchase order **MUST** bear two signatures in order to be valid.
2. Purchase order number **MUST** appear on all invoices submitted for payment.
3. Mail **TWO** copies of your invoice promptly to:

Washington County Board of Education
 405 West College Street
 Jonesborough, TN 37659
 Telephone (423) 753-1105

ARTICLES OR SERVICES	CODE	QUANTITY & UNIT	UNIT PRICE	TOTAL
(Unless otherwise stated all prices F.O.B. Destination)				
# 38414 276 - Managed Switch Aruba HPE		4	\$2,484.5	\$9,937.74
# 41246 244 - 1yr. 48G Switch service		4	\$23562	\$942.48
# 38404 377 - managed switch Aruba HPE		4	\$3,584.5	\$14,153.80
# 41246 243 1yr. Switch Service 48G		4	\$391.23	\$1564.92
* State Contract - TCPN TN # Quote Att. 1/1/20.		X Expecting October X delivery wait		
GRAND TOTAL - INCLUDING ALL ATTACHED PAGES				\$26,598.44

SUBJECT TO THE FOLLOWING CONDITIONS

1. All packages, cartons or other containers must be plainly marked with the purchase order number.
2. The right is reserved to purchase in the open market and to charge the difference to the Vendor in the event that deliveries are not made at the time specified in the bid and on this order.
3. Whenever a delivery is rejected, the Vendor shall be notified and be given the reason for the rejection. All rejected deliveries shall be held at the Vendor's risk and he shall bear the expense of removal.
4. Acceptance of this order includes acceptance of all terms, prices, delivery, instructions, specifications and conditions stated.
5. The county is not liable for Federal excise tax or state sales tax.
6. Each shipment and/or each purchase order should be covered by separate invoice.

IMPORTANT: INVOICES AND PACKAGES MUST BEAR PURCHASE ORDER NUMBER

VENDOR'S COPY

There is an otherwise unincumbered balance to the credit of the proper appropriation, allotment or fund to meet the expenditure covered by this purchase.

W. Daniel Dale

Authorized Signature

APPROVED:

[Handwritten Signature]

Purchasing Agent

PURCHASING DEPARTMENT
WASHINGTON COUNTY BOARD OF EDUCATION

Purchase Order **No 5174**

Date Issued **5/9/2022**

Appropriation No. **72250499**

Dept. **Technology**

School **System-Wide**

PURCHASE ORDER

TO **Gov. Conn.**

Deliver to **WCDE - C. Fullbright**

Address

Via

Articles on this order must be charged to account of

Cables
will be in PO #
5174
Invoice will be 6/30/22

MUST bear two signatures
 id.
 number MUST appear on
 mitted for payment.
 s of your invoice promptly

County Board of Education
 ege Street
 h, TN 37659
 23) 753-1105

ARTICLES OR SERVICES	QUANTITY UNIT	UNIT PRICE	TOTAL
(Unless otherwise stated all prices F.O.B. Destination)			
#38414276 - Managed switch Aruba HPE	4	\$24843.1	\$9,937.24
#41246244 - 1yr. Foundation care 48G Switch Service	4	\$235.62	\$942.48
#38404377 - Managed switch Aruba HPE	4	\$3,538.45	\$14,153.80
#41246243 - 1yr. Foundation care 48G Switch Service	4	\$391.23	\$1,564.92
✓ #35917433 - Aruba 10G, Aruba HPE	8	\$52.18	\$417.44
GRAND TOTAL - INCLUDING ALL ATTACHED PAGES			\$27,015.88

*** State Contract ***
TCPN TN

SUBJECT TO THE FOLLOWING CONDITIONS

- All packages, cartons or other containers must be plainly marked with the purchase order number.
- The right is reserved to purchase in the open market and to charge the difference to the Vendor in the event that deliveries are not made at the time specified in the bid and on this order.
- Whenever a delivery is rejected, the Vendor shall be notified and be given the reason for the rejection. All rejected deliveries shall be held at the Vendor's risk and he shall bear the expense of removal.
- Acceptance of this order includes acceptance of all terms, prices, delivery, instructions, specifications and conditions stated.
- The county is not liable for Federal excise tax or state sales tax.
- Each shipment and/or each purchase order should be covered by separate invoice.

IMPORTANT: INVOICES AND PACKAGES MUST BEAR PURCHASE ORDER NUMBER

CENTRAL
OFFICE
COPY

There is an otherwise unincumbered balance to the credit of the proper appropriation, allotment or fund to meet the expenditure covered by this purchase.

Authorized Signature

APPROVED:

Purchasing Agent

[Handwritten Signature]



Jeana MONEY <moneyj@wcde.org>

Aruba PO #5174

Kimmelman, Wanda Williams <wanda.williams@hpe.com>
To: Jeana MONEY <moneyj@wcde.org>
Cc: Jamie Stoltze <jamie.stoltze@connection.com>

Tue, Jun 21, 2022 at 9:25 AM

Jeana,

The best ship date I can provide at this moment is sometime in October. I do not have a date yet, since this was just ordered in June. I will have a better view of shipping by the end of July. I would not expect these before October, and that would be a great delivery. The days of quick shipments (less than 30 days) are gone for the next couple of years for everyone. I have added these to my escalation list, put a reminder to check with me the end of July or first of August for a more accurate date.

Jamie, this is the most recent order correct?

[Quoted text hidden]



Jeana MONEY <moneyj@wcde.org>

PO 5174

2 messages

Jeana MONEY <moneyj@wcde.org>


Wed, Jun 29, 2022 at 2:40 PM

To: Brad Hale <haleb@wcde.org>, Curtis Fullbright <fullbrightc@wcde.org>

Hello Brad,
Please see the attached PO with the email explaining the delay for our order. Please let me know if you have any questions.
Thank You!

--

Jeana Money
Administrative Assistant Technology & Secondary Education
Washington County (TN) Department of Education
405 W. College Street
Jonesborough, TN 37659
moneyj@wcde.org
(423) 753-1100

 **20220629_PURCHASING DEPARTMB4T WASHINGTON COUNTY BOARD OF EDUCAT.pdf**
128K**W. Brad Hale** <haleb@wcde.org>

Wed, Jun 29, 2022 at 3:00 PM

To: Jeana MONEY <moneyj@wcde.org>, Curtis Fullbright <fullbrightc@wcde.org>

Got it, will mark to add back the funds in the first FY23 Budget Amendment. If the board asks questions I believe this is fully justified and explainable.

Sent from Mail for Windows

[Quoted text hidden]

PURCHASING DEPARTMENT
WASHINGTON COUNTY BOARD OF EDUCATION
FEDERAL PROJECTS FUND
PURCHASE ORDER

Purchase Order **34436**
 Date Issued **7/11/2002**
 Appropriation No. **71300429-800**
 Dept. **CTE**
 School **DCHS**

TO **ICER**
1020 SELWOP
LUBBOCK TX 79404
L Amanda Sharpe

Deliver to **Washington County School**
 Address **- Crystal Fine**
 Via **on or before**

NOTICE TO VENDOR

1. Purchase order number **MUST** appear on all invoices submitted for payment.

2. Mail **TWO** copies of your invoice promptly to:

Washington County Board of Education
 405 West College Street
 Jonesborough, Tennessee 37659
 Telephone (423) 753-1105

Articles on this order must be charged to account of

ITEM NO.	ARTICLES OR SERVICES	CODE	QUANTITY & UNIT	UNIT PRICE	TOTAL
	(Unless otherwise stated all prices F.O.B. Destination)				
	Online Curriculum to support instruction and industry credential eligibility * See attached documentation * Sole Source				
GRAND TOTAL - INCLUDING ALL ATTACHED PAGES					\$10,270.00

SUBJECT TO THE FOLLOWING CONDITIONS

- All packages, cartons or other containers must be plainly marked with the purchase order number.
- The right is reserved to purchase in the open market and to charge the difference to the Vendor in the event that deliveries are not made at the time specified in the bid and on this order.
- Whenever a delivery is rejected, the Vendor shall be notified and be given the reason for the rejection. All rejected deliveries shall be held at the Vendor's risk and he shall bear the expense of removal.
- No changes in or cancellations of this purchase order shall be recognized by the Vendor unless authorized by special form issued by the Purchasing Agent.
- Acceptance of this order includes acceptance of all terms, prices, delivery, instructions, specifications and conditions stated.
- The county is not liable for Federal excise tax or state sales tax.
- Each shipment and/or each purchase order should be covered by separate invoice.

IMPORTANT: INVOICES AND PACKAGES MUST BEAR PURCHASE ORDER NUMBER

VENDOR'S COPY

There is an otherwise unincumbered balance to the credit of the proper appropriation, allotment or fund to meet the expenditure covered by this purchase.

Authorized Signature

APPROVED:

Purchasing Agent

Cymc



1020 SE Loop 289
Lubbock, TX 79404

Phone 800/922-9965 * 806/745-8820
Fax 800/243-6398 * 806/745-5300

e-mail customersupport@cevmultimedia.com

Quote	QTE047366
Date	6/30/2022
Page	1

Bill To:

Washington County Board of Education
Attn: Accounts Payable
405 West College Street
Jonesborough TN 37659

Ship To:

Washington County Board of Education
Crystal Fink CTE Director finkc@wcde.org
405 West College Street
Jonesborough TN 37659

Purchase Order No.	Customer ID	Salesperson ID	Territory ID	Shipping Method	Payment Terms	Req Ship Date
PENDING	WASH0020	TN02	ICEV-CTE		Net 30 days	0/0/0000
Quantity	Item Number	ISBN Number	Description	Unit Price	Ext. Price	
4	9781603338684	1-60333-868-4-1T4	iCEV AG TeacherLicense(1YR)-Renewal	\$775.00	\$3,100.00	
307	9781603338691	1-60333-869-1-1S1	iCEV AG StudentLicense(1YR)-Renewal	\$10.00	\$3,070.00	
2	FCS Instr-TN	1614596189102	iCEV FCS Teacher License (2TCHR,1YR)-TN-Renewal	\$725.00	\$1,450.00	
148	FCS Stud-TN	1614596196101	iCEV FCS StudentLicense (1YR)-TN-Renewal	\$10.00	\$1,480.00	
1	9781614595861	16145958611T1	iCEV BMFIM TeacherLicense (1YR/1TCHR)-Renewal	\$750.00	\$750.00	
42	9781614595878	16145958781S1	iCEV BMFIM StudentLicense (1YR/1STDNT)-Renewal	\$10.00	\$420.00	

We Appreciate Your Business! All Returns Must Be Requested Within 30 Days of Invoice. Sales Tax is not collected

QTE047366

Subtotal	\$10,270.00
Misc	\$0.00
Tax	\$0.00
Shipping/Handling	\$0.00
YOUR DISCOUNT	\$0.00
Total	\$10,270.00



Here's to the power of unlocked potential

Sole Source Affidavit

This letter is to confirm that CEV Multimedia, LLC is the producer and publisher as well as the owner of the copyright to icevonline.com which includes iCEV High School Instructor and Student Annual Licenses for each of our sites: Agricultural Science; Business, Marketing, Finance, IT & Media; Career Exploration; Family & Consumer Sciences; Health Science; Law, Public Safety, Corrections & Security; Architecture, Construction, Transportation & Manufacturing; STEM. icevonline.com is a sole source product, manufactured, published, produced, sold and distributed exclusively by CEV Multimedia, LLC the owner of icevonline.com. No other company makes a similar or competing product. This product must be purchased directly from CEV Multimedia, LLC at the address listed below. There are no agents or dealers authorized to represent this product(s).

Additionally, competition is precluded by the existence of a patent, copyright, secret process or monopoly.

There is no other like product(s) available for purchase that would serve the same purpose or function. There is only one price for the above named product(s) because of exclusive distribution or marketing rights.

If you desire additional information, please contact us at 800.922.9965 or visit our website at www.icevonline.com.

Business Name: CEV Multimedia, LLC
Address: 1020 SE Loop 289
Lubbock, TX 79404

FEIN: 75-2803669
DUNS: 158885608

Telephone: 800.922.9965 806-745-8820
Fax: 800.243.6398 806-745-5300

Website: www.icevonline.com

E-mail: accounting@cevmultimedia.com

Orders: e-mail accounting@cevmultimedia.com

Authorized Signature: *Bryce Moore*

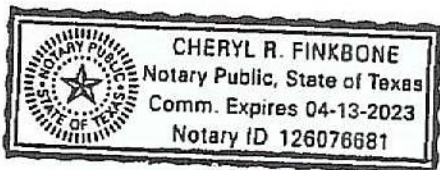
Printed Name: Bryce Moore

SUBSCRIBED AND SWORN to before me on this 6th day of January 2022

Notary Public, State of Texas

Cheryl R Finkbone
Signature

4/13/2023
Date Commission Expires



PURCHASING DEPARTMENT
WASHINGTON COUNTY BOARD OF EDUCATION

Purchase Order **№ 5665**
 Date Issued **07-01-22**
 Appropriation No. **72250399**
 Dept. **Fiscal Services**
 School

PURCHASE ORDER

TO **Skyward**

NOTICE TO VENDOR

1. Purchase order **MUST** bear two signatures in order to be valid.
2. Purchase order number **MUST** appear on all invoices submitted for payment.
3. Mail **TWO** copies of your invoice promptly to:

Washington County Board of Education
 405 West College Street
 Jonesborough, TN 37659
 Telephone (423) 753-1105

Deliver to **WASHINGTON COUNTY BOARD OF EDUCATION**
 Address **405 WEST COLLEGE STREET**
JONESBOROUGH, TN 37659
 Via

Articles on this order must be charged to account of

ARTICLES OR SERVICES	CODE	QUANTITY & UNIT	UNIT PRICE	TOTAL
(Unless otherwise stated all prices F.O.B. Destination)				
Accounting / HR Software Packages				
* Sole Source, Existing Programs *				
GRAND TOTAL - INCLUDING ALL ATTACHED PAGES				\$ 68,527.47

SUBJECT TO THE FOLLOWING CONDITIONS

1. All packages, cartons or other containers must be plainly marked with the purchase order number.
2. The right is reserved to purchase in the open market and to charge the difference to the Vendor in the event that deliveries are not made at the time specified in the bid and on this order.
3. Whenever a delivery is rejected, the Vendor shall be notified and be given the reason for the rejection. All rejected deliveries shall be held at the Vendor's risk and he shall bear the expense of removal.
4. Acceptance of this order includes acceptance of all terms, prices, delivery, instructions, specifications and conditions stated.
5. The county is not liable for Federal excise tax or state sales tax.
6. Each shipment and/or each purchase order should be covered by separate invoice.

IMPORTANT: INVOICES AND PACKAGES MUST BEAR PURCHASE ORDER NUMBER

VENDOR'S COPY

There is an otherwise unincumbered balance to the credit of the proper appropriation, allotment of fund to meet the expenditure covered by this purchase.

[Signature]

Authorized Signature

APPROVED:

Purchasing Agent



Invoice Detail

WASHINGTON COUNTY SCHOOL DIST
ATTN: ACCOUNTS PAYABLE
405 WEST COLLEGE STREET
JONESBOROUGH, TN 37659-1009

Table with 2 columns: Invoice #, Invoice Date, Due Date, Invoice Total. Values: 0000218454, 07/01/2022, 07/16/2022, 68,527.47

* Invoice was emailed.

Table with 4 columns: Qty., Item Description, Unit Price, Extension. Rows include SCHOOL BASED ACTIVITY ACCOUNTING, FINANCIAL MANAGEMENT CORE, FIXED ASSETS, INSURANCE TRACKING, SUPPORT FEE, TRUE TIME.

Software Licenses: 07/01/2022 - 06/30/2023

Quantity represents student count unless minimum rate applies.

PURCHASE CONTROL STAMP
WASHINGTON COUNTY BOARD OF EDUCATION
Received By: C.O. Date: 07/22
Approved For Payment By:
Date Approved:
Fund Charged: 72250399

Total Extension 68,527.47

REMIT TO:

SKYWARD ACCOUNTING DEPT
2601 SKYWARD DRIVE
STEVENS POINT, WI 54482

Table with 2 columns: Invoice #, Invoice Date, Payor, Due Date. Values: 0000218454, 07/01/2022, WASHINGTON COUNTY SCHOOL DIST (WASHI*TN000), 07/16/2022

Invoice Amount: 68,527.47
Remit Amount: []

PURCHASING DEPARTMENT
WASHINGTON COUNTY BOARD OF EDUCATION
FEDERAL PROJECTS FUND
PURCHASE ORDER

Purchase Order **34432**

Date Issued **7-1-22**

Appropriation No. **71200-499 (934)**

Dept. **SPED**

School **System wide**

To **Tennessee Office Supply**
3302 Wayfield Dr.
Johnson City, TN 37601
866-929-0143 Fax

Deliver to **Washington County Schools**

Address **306 1/2 Forest Dr.**
Jonesborough, TN 37659

Via **ATTN: Special Ed**

NOTICE TO VENDOR

1. Purchase order number **MUST** appear on all invoices submitted for payment.

2. Mail **TWO** copies of your invoice promptly to:

Washington County Board of Education

405 West College Street

Jonesborough, Tennessee 37659

Telephone (423) 753-1105

on or before

ESSER 2.0

Articles on this order must be charged to account of

ITEM NO.	ARTICLES OR SERVICES	CODE	QUANTITY & UNIT	UNIT PRICE	TOTAL
	(Unless otherwise stated all prices F.O.B. Destination)				
	Brother ADS-1200 Document Scanner Compact Desktop Scanner (see attached quote) Compact desktop scanners for Special Ed Teachers and Speech Teachers		68	199.98	13,598.64
GRAND TOTAL - INCLUDING ALL ATTACHED PAGES					13,598.64

SUBJECT TO THE FOLLOWING CONDITIONS

1. All packages, cartons or other containers must be plainly marked with the purchase order number.
2. The right is reserved to purchase in the open market and to charge the difference to the Vendor in the event that deliveries are not made at the time specified in the bid and on this order.
3. Whenever a delivery is rejected, the Vendor shall be notified and be given the reason for the rejection. All rejected deliveries shall be held at the Vendor's risk and he shall bear the expense of removal.
4. No changes in or cancellations of this purchase order shall be recognized by the Vendor unless authorized by special form issued by the Purchasing Agent.
5. Acceptance of this order includes acceptance of all terms, prices, delivery, instructions, specifications and conditions stated.
6. The county is not liable for Federal excise tax or state sales tax.
7. Each shipment and/or each purchase order should be covered by separate invoice.

IMPORTANT: INVOICES AND PACKAGES MUST BEAR PURCHASE ORDER NUMBER

VENDOR'S COPY

There is an otherwise unincumbered balance to the credit of the proper appropriation, allotment or fund to meet the expenditure covered by this purchase.

Authorized Signature

APPROVED:

Muf Myer
Purchasing Agent



WASHINGTON
COUNTY SCHOOLS
INSPIRE ☆ STRIVE ☆ THRIVE

PRICE INQUIRY FORM
PRICE INQUIRY FORM

VENDOR	DESCRIPTION OF ITEM FOR PRICE COMPARISON	PRICE QUOTED
Firm - <u>TN Office Supply</u> Address - <u>3302</u> <u>Wayfield Dr.</u> <u>Johnson City</u> Person contacted: <u>Jim Jordan</u> <u>Date - 05/10/2022</u>	Brother ADS-1200 Compact Desktop Scanner	\$199.98 \$13,598.64 Tax exempt and No shipping
Firm - <u>Newegg</u> Address - <u>Online orders</u> Person contacted - website <u>newegg.com</u> <u>Date -05/10/2022</u>	Brother ADS-1200 Compact Desktop Scanner	\$299.99 \$20,399.32
Firm - <u>PCLiquidations</u> Address - <u>Jacksonville,FL</u> Person contacted - Website <u>pliquidations.com</u> <u>Date - 05/10/2022</u>	Brother ADS-1200 Compact Desktop Scanner	\$226.87 \$15,427.16

Name of person obtaining inquiry - Cindy Weems



Quote: WCDE Scanners

Dealer Address

Tennessee Office Supply
 3302 Wayfield Dr.
 Johnson City, Tennessee 37601
 Phone: 866-709-2666
 Fax: 866-929-0143


Bill-To Address

Washington County Schools
 Paul Masters
 Washington County Schools
 405 West College Street
 Jonesborough, Tennessee 37659
 Phone: 423-753-1100

Ship-To Address

Washington County Schools
 Washington County Schools
 306 1/2 Forest Drive
 Jonesborough, Tennessee 37659

Item #	Description	UOM	Qty	List Price	Customer Price	Line Total
MISC	BRT-ADS1200: Brother - Brother ADS-1200 Document scanner - Dual CIS - Duplex - Letter - 600 dpi x 600 dpi - up to 25 ppm (mono) / up to 25 ppm (color) - ADF (20 sheets) - up to 1000 scans per day - USB 3.0, USB 2.0 (Host)	EA	68	\$0.00	199.98	\$13,598.64
				Subtotal:	\$0.00	\$13,598.64
				Tax		\$0.00
				Total		\$13,598.64



Today's Best Deals Best Sellers New from Radeon TV Deals Just For You Save On ABS Gaming PCs Best Selling Business PCs Build To Order Browsing History

Shop Confidently with 30-Day Hassle-Free Returns


Back to Results Home > Office Solutions > Office Machines & Equipment > Scanners > Document Scanners > Brother > Item#: N82E16838102036

Item#: N82E16838102036

brother at your side

Brother ADS-1200 Compact Desktop Scanner

Sold by: Newegg



Be the first to review this product...

SHARE

Ask Or Answer A Question

See more "document scanner"

Check more best sellers of "Document Scanners"

Check more deals of "Document Scanners"

Check more lowest price of "Document Scanners"

In stock.

Ships from United States.

- 600 dpi
- 48 bit

30-Day Hassle-Free Returns

\$299.99

OR as low as \$28/mo with affirm

OR 4 interest-free payments of \$75.00 with ZIP

\$50/mo. suggested payments with 6-mo. special financing on your Newegg Store Credit Card. Learn How.

\$5.99 Shipping (restrictions apply)

1

ADD TO CART

ADD TO COMPARE

PRICE ALERT

ADD TO LIST

REPORT A LISTING

Overview Specs Reviews Q & A

Question about the product info? FEEDBACK

Question about the product info? FEEDBACK

COMPARE WITH SIMILAR PRODUCTS

Products



Brother ADS-1200 Compact Desktop Scanner

IN CART



Brother International - ADS-1250W -...

ADD TO CART



Plustek AD480 - Compact Desktop Scanner for Doc...

ADD TO CART



Epson DS-80W Sheetfed Scanner - 600 dpi Optical

ADD TO CART

Price \$299.99

\$229.99

\$229.00

\$189.99

Rating (1)

Sold By Newegg

Newegg

Plustek Inc.

Newegg

Optical Resolution 600 dpi

600 x 600 dpi

600 x 600 dpi

600 dpi

Shop IT at **newegg BUSINESS**

Where our passion is your business.

- ✓ Exclusive Discounts
- ✓ Expert Support
- ✓ Earn BizPoints

LEARN MORE

ARE YOU AN E-BLAST INSIDER?

Enter Email Address

SUBSCRIBE


PCLiquidations

(888)
654-
3376

Home » Scanners » Brother » Brother ADS-1200 USB Compact Desktop

Brother ADS-1200 USB Compact Desktop Scanner

SKU 133682 | ADS1200 | New



Sign up

\$226.87

Status In Stock

Quantity

ADD TO CART

As low as \$10.47 / Month *

o sell?



PURCHASING DEPARTMENT
 WASHINGTON COUNTY BOARD OF EDUCATION
 FEDERAL PROJECTS FUND
 PURCHASE ORDER

Purchase Order **34441**
 Date Issued **8/1/2022**
 Appropriation No. **71300499-800**
 Dept. **CTE**
 School **District**

TO **Career Safe**
 Deliver to **Washington Co Dept of Ed**
 Address **10 Crystal Finc**
 Via **on or before**

NOTICE TO VENDOR
 1. Purchase order number **MUST** appear on all invoices submitted for payment.
 2. Mail **TWO** copies of your invoice promptly to:
 Washington County Board of Education
 405 West College Street
 Jonesborough, Tennessee 37659
 Telephone (423) 753-1105

Articles on this order must be charged to account of

ITEM NO.	ARTICLES OR SERVICES	CODE	QUANTITY & UNIT	UNIT PRICE	TOTAL
	(Unless otherwise stated all prices F.O.B. Destination)				
	OSHA 10 - Hour Industry Certification - For Boone + Crockett		700 #	32.00	12,800.00
	* Sole Source attached				
GRAND TOTAL - INCLUDING ALL ATTACHED PAGES					\$12,800.00

SUBJECT TO THE FOLLOWING CONDITIONS

1. All packages, cartons or other containers must be plainly marked with the purchase order number.
 2. The right is reserved to purchase in the open market and to charge the difference to the Vendor in the event that deliveries are not made at the time specified in the bid and on this order.
 3. Whenever a delivery is rejected, the Vendor shall be notified and be given the reason for the rejection. All rejected deliveries shall be held at the Vendor's risk and he shall bear the expense of removal.
 4. No changes in or cancellations of this purchase order shall be recognized by the Vendor unless authorized by special form issued by the Purchasing Agent.
 5. Acceptance of this order includes acceptance of all terms, prices, delivery, instructions, specifications and conditions stated.
 6. The county is not liable for Federal excise tax or state sales tax.
 7. Each shipment and/or each purchase order should be covered by separate invoice.
- IMPORTANT: INVOICES AND PACKAGES MUST BEAR PURCHASE ORDER NUMBER**

VENDOR'S COPY

There is an otherwise unincumbered balance to the credit of the proper appropriation, allotment or fund to meet the expenditure covered by this purchase.

[Signature]
 Authorized Signature

APPROVED:

 Purchasing Agent



Company Address 1005 University Dr E
College Station, Texas 77840
United States

Created Date 7/29/2022
Expiration Date 8/26/2022
Quote Number 00017243

Prepared By Robin Cronbaugh
Email robin.cronbaugh@careersafeonline.com

Contact Name Crystal Fink

Bill To Name Washington County Schools
Bill To 405 W College Street
Jonesborough, Tennessee 37659
United States

Ship To Name Washington County Schools
Ship To 405 W College Street
Jonesborough, Tennessee 37659
United States

Product	Standard Price	Sales Price	Quantity	Total Price
OSHA 10-Hour General Industry	\$32.00	\$32.00	400.00	\$12,800.00
Totals		Subtotal		\$12,800.00

Quoted Price does not include any applicable sales tax.

Please make sure your mailing address in our campus is accurate to reflect where your completion cards will be shipped.

CareerSafe course seats expire one year after the date of purchase.

Refunds or cancellations of orders may be issued if the following conditions are met:

- Request within THIRTY (30) days of the date the order was processed
- Refunds or cancellations will only be awarded for course vouchers that have not been in use or completed by a student.

Please allow up to 48 business hours to process your order.

March 2022

To Whom Ever It Concerns,

CareerSafe, LLC is the manufacturer and sole source provider of the following online training courses:

- CareerSafe StartSafe: Preparing for Work-Based Learning Training Series
- CareerSafe Employability Skills Training Series
- CareerSafe Cyber Safety Awareness Training Series
- CareerSafe Online Youth Focused OSHA 10-Hour Construction Industry course
- CareerSafe Online Youth Focused OSHA 10-Hour General Industry course
- CareerSafe Online Youth Focused OSHA 10-Hour General Industry (Agriculture) course
- CareerSafe Online Youth Focused OSHA 10-Hour General Industry (Healthcare) course
- CareerSafe Online Youth Focused OSHA 10-Hour General Industry (Cosmetology) course
- CareerSafe Online Youth Focused OSHA 10-Hour General Industry (Manufacturing) course
- CareerSafe Online Youth Focused OSHA 10-Hour General Industry (Culinary) course
- CareerSafe Online Youth Focused OSHA 10-Hour General Industry (Automotive) course
- CareerSafe Online Youth Focused OSHA 10-Hour General Industry (Veterinary) course
- CareerSafe Online Youth Focused OSHA 10-Hour Construction Industry (Spanish) course
- CareerSafe Online Youth Focused OSHA 10-Hour General Industry (Spanish) course

We do not currently have any licensing agreements with third party entities for the sale or distribution of the CareerSafe Online Safety Training Seats.

We are delighted in your interest regarding CareerSafe Online; please contact us at 888-614-SAFE (7233) to speak to a customer service representative if you have any questions.

Sincerely,



Rodney Casida
CFO
979.260.0030 phone
979.260.0037 fax

SUBSCRIBED AND SWORN to before me on this

1st day of March, 2022,




Notary Public Signature

Collin Kruger

Print Name

My Commission Expires: 02/24/25



PURCHASING DEPARTMENT
WASHINGTON COUNTY BOARD OF EDUCATION

Purchase Order No **6643**

Date Issued **7/27/2022**

Appropriation No. **72250399**

Dept. **Technology**

School **System-wide**

PURCHASE ORDER

To **Braintop Renewal**

Deliver to **WCDE - C. Fullbright**

Address

Via

Articles on this order must be charged to account of

NOTICE TO VENDOR

1. Purchase order **MUST** bear two signatures in order to be valid.
2. Purchase order number **MUST** appear on all invoices submitted for payment.
3. Mail **TWO** copies of your invoice promptly to:

Washington County Board of Education
 405 West College Street
 Jonesborough, TN 37659
 Telephone (423) 753-1105

ARTICLES OR SERVICES	CODE	QUANTITY & UNIT	UNIT PRICE	TOTAL
<small>(Unless otherwise stated all prices F.O.B. Destination)</small>				
BCE - School Combo 24/7		1		\$2,616.25
FB - School JR 24/7		1		\$1,616.25
GV - School JR 24/7		1		\$1,616.25
JES - School JR 24/7		1		\$1,616.25
Lamar - School JR 24/7		1		\$1,616.25
RV - School JR 24/7		1		\$1,616.25
SC - School JR 24/7		1		\$1,616.25
SS - School JR 24/7		1		\$1,616.25
WV - School JR 24/7		1		\$1,616.25
Quote All				
GRAND TOTAL - INCLUDING ALL ATTACHED PAGES				\$17,182.50

start: 9-5-22
 End: 9-4-23

SUBJECT TO THE FOLLOWING CONDITIONS


1. All packages, cartons or other containers must be plainly marked with the purchase order number.
2. The right is reserved to purchase in the open market and to charge the difference to the Vendor in the event that deliveries are not made at the time specified in the bid and on this order.
3. Whenever a delivery is rejected, the Vendor shall be notified and be given the reason for the rejection. All rejected deliveries shall be held at the Vendor's risk and he shall bear the expense of removal.
4. Acceptance of this order includes acceptance of all terms, prices, delivery, instructions, specifications and conditions stated.
5. The county is not liable for Federal excise tax or state sales tax.
6. Each shipment and/or each purchase order should be covered by separate invoice.

IMPORTANT: INVOICES AND PACKAGES MUST BEAR PURCHASE ORDER NUMBER



VENDOR'S COPY

There is an otherwise unincumbered balance to the credit of the proper appropriation, allotment or fund to meet the expenditure covered by this purchase.


 Authorized Signature

APPROVED:

Purchasing Agent

BrainPOP

Issued By Alicia Cooper
 Email aliciac@brainpop.com
 Phone 212.574.6035

Account Name Washington County School District Created Date 7/25/2022
 Bill To 405 West College Street Quote Number 00034452
 Jonesborough, TN 37659
 United States

Description 2022-2023 Discounts Provided:
 10% Multi-Site Discount
 15% Non-renewable transitional pricing discount.

Contact Name ~~Kimberly Rivers~~ *Jeanne Money*
 Email ~~riversk@wcde.org~~ *moneyj@wcde.org*

Please Note: If the person listed above is not the primary contact for your subscription, please let us know.

Product Name	Quantity	Product Description	Discount	Sales Price	Subtotal
School Combo 24/7	1.00	Unlimited 24-hour access to over one thousand standards-aligned topics to build background and deepen learning across your curriculum, SEL-themed topics, and embedded creative and computational projects on BrainPOP and BrainPOP Jr. Also includes access to BrainPOP Español and Français.	25.00%	USD 3,515.00	USD 2,636.25
School JR 24/7	9.00	Unlimited 24-hour access to hundreds of standards-aligned topics to build background and deepen learning across your curriculum, SEL-themed topics, and embedded creative and computational projects on BrainPOP Jr.	25.00%	USD 2,155.00	USD 14,546.25

Subtotal USD 22,910.00

Discount 25.00%

Grand Total USD 17,182.50

Provisions

Access Recipient	Product	Access Start Date	Access End Date	Provision Price
Boones Creek Elementary School	School Combo 24/7	9/5/2022	9/4/2023	USD 2,636.25
Fall Branch Elementary School	School JR 24/7	9/5/2022	9/4/2023	USD 1,616.25
Grandview Elementary School	School JR 24/7	9/5/2022	9/4/2023	USD 1,616.25
Gray Elementary School	School JR 24/7	9/5/2022	9/4/2023	USD 1,616.25
Jonesborough Elementary School	School JR 24/7	9/5/2022	9/4/2023	USD 1,616.25
Lamar Elementary School	School JR 24/7	9/5/2022	9/4/2023	USD 1,616.25
Ridgeview Elementary School	School JR 24/7	9/5/2022	9/4/2023	USD 1,616.25
South Central Elementary School	School JR 24/7	9/5/2022	9/4/2023	USD 1,616.25

BrainPOP

Sulphur Springs Elementary School	School JR 24/7	9/5/2022	9/4/2023	USD 1,616.25
West View School	School JR 24/7	9/5/2022	9/4/2023	USD 1,616.25

I accept the purchase of the items included herein. I understand that I will be invoiced for this order.

Name: _____ Authorized Signature: _____

Title: _____ Date: _____

*Please include any applicable tax exemption certificates for the school/district along with your order.

Quote valid for 90 days. All amounts listed are in USD. This subscription is governed by the Terms of Use and Privacy Policy posted on www.brainpop.com, as amended from time to time. By accepting this quote, you agree to these terms. Changes/modifications to the terms must be approved and signed by an authorized representative of BrainPOP. Terms and conditions submitted with any Purchase Order shall not apply to this subscription.

Remit to BrainPOP Accounts Receivable PO BOX 28119 | New York, NY 10087-8119 | Fax 866-867-6629
Please make all checks payable to 'BrainPOP'. Email: purchaseorders@brainpop.com



PO Box 7493
Bellevue, WA 98008
P 425-558-2100
F 425-412-6860

Formal Quote

Date	Quote Number
7/11/2022	3311

Expiration Date
8/9/2022

Washington County Tennessee Schools
Attn: Accounts Payable
405 W. College Street
Jonesborough, TN 37659

ITEM	DESCRIPTION	QTY	COST	TOTAL
DVD_ANNL_MA...	<p>BrightArrow Notification System Annual Subscription Plan renewal for phone/e-mail support and updates. For 8,000 students, cost is \$1.25 per student, as per year 1 of the 3 year agreement.</p> <p>Coverage period is August 9, 2022 - August 8, 2023.</p> <p>Year 2 with 8,000 students at \$1.30 would be \$10,400. Year 3 with 8,000 students at \$1.35 would be \$10,800..</p>	8,000	1.25	10,000.00

To order, sign here and return with a signed PO (FAX: 425-952-6496), or payment:

TOTAL

\$10,000.00



www.baselineLLC.com

Washington County Schools Synthetic Turf Maintenance Package

July 5, 2022

Baseline Sports Construction is recommending a formal field maintenance program to protect and maximize your investment. This program will supplement the normal routine maintenance program performed by the school system. We recommend that our service be completed every three (3) years from the date the field was put into play. The effectiveness of this procedure will be in addition to the onsite school system personnel regularly maintaining the fields according to the maintenance instructions using the groomer. The following maintenance package is intended to provide a means of maintaining GMAX testing results within ASTM standards over time.

GMAX Testing – testing of the field in accordance with ASTM F1936-10, the Standard Test Method for Shock-Absorbing Properties of Playing Surface Systems and Materials, to measure how much force the surface absorbs, commonly referred to as “force reduction.” Baseline will have already performed the GMAX test as a part of the original installation on each field. These baseline measurements will be used to compare against new findings. New testing will be performed after this maintenance process.

Infill depth check – each field will have measurements taken at 20 locations. Infill will be measured before and after cleaning in an effort to determine if additional rubber needs to be added to the field.

Visual inspection – includes examining the fibers from several locations; locating seams and checking for loose seams in need of repair; inspecting edge details to identify any areas that are coming loose. Check all inlays (numbers, hash marks, logos, etc) for tears or loss of adhesions. Make repairs as necessary on site. This maintenance agreement also provides for on call maintenance of seams and tears during intervening years.

Evaluation of high use areas – Check high wear areas and provide any maintenance recommendations to ensure safe playability and longevity. If areas need to be replaced Baseline will make recommendations to the Director of Facilities.

Field Cleaning – Clean and decompact the field to remove foreign debris and contaminants. This will entail cleaning fibers and infill to a depth of one-half inch of the infill. During this process we will use magnetized equipment to remove ferrous metal from the field. The decompaction will loosen the infill material to help increase force reduction and support the fiber. This will also enhance the GMAX rating.

Rubber installation - Baseline expects to add rubber infill as necessary to help achieve levels of depth of infill to maintain acceptable GMAX measurements. Extra rubber infill has been left onsite for this purpose. Additional infill will be supplied as needed. Final step is to sweep (groom) the field.

Written report – Provide a summary of findings, corrections, and maintenance performed on each field.

Cost – For the Maintenance Package per field on a 3 year basis (years 3,6, and 9) - **\$16,500.00**
This amounts to \$5,500 per year per field to care for the fields.



3600 Henson Road • Knoxville, TN 37921
tel: (865) 588-4320 • fax: (865) 588-4111
e-mail: info@baselineLLC.com
www.baselinellc.com



CONTRACTUAL AGREEMENT

This Agreement, made and entered into this _____ day of _____, 2022, by and between **Washington County Schools**, (herein referred to as "**Board of Education**"), 405 W College Street, Jonesborough, TN 37659, and Deborah L. Curlee Communication Consultants, LLC, d/b/a **Sidekick Therapy Partners**, P.O. Box 32652, Knoxville, TN 37930-2652 (herein referred to as "**Sidekick**").

WHEREAS, Board of Education is subject to and does operate in accordance with the requirements of the Individuals with Disabilities Education Act; and

WHEREAS, Board of Education has the authority to contract for services from suitable agencies having appropriate programs, capacity, and competence where necessary to provide appropriate special education services to students; and

WHEREAS, Board of Education, in order to provide a proper, comprehensive, and well implemented special education program, finds it desirable to contract for these services through an outside agency; and

WHEREAS, Sidekick is an agency having appropriate programs, capacity and competence to provide certain special education services for children who are the responsibility of the Board of Education.

NOW, THEREFORE, in consideration of the mutual benefits to be received by both parties hereto and certain other consideration, some of which is hereafter set out, and the sufficiency of all which is hereby acknowledged, Board of Education and Sidekick agree as follows:

The term of this agreement shall be for the **2022-2023 school year** (anticipated to start in August 2022 and run through May 2023, or through July 2023 at Board of Education's option if seeking extended school year / ESY services).

1. Board of Education shall develop an Individualized Educational Program (IEP) which will be specifically designed to meet the unique needs of each child enrolled with provision for all support materials, equipment and services necessary for their education and which meets the requirements of State and Federal regulations and law. This special education program shall include:
 - a. A statement of the child's present levels of educational performance.
 - b. A statement of the annual goals which describe the educational performance to be achieved by the end of the school year.
 - c. A statement of short-term instructional objectives.
 - d. A statement of the specific educational related services needed by the child.
 - e. The date when these services will begin and the length of time the services will be given.
 - f. A description of the extent to which the child will participate in regular education programs, if any.

- g. A justification for the type of educational placement which the child will have.
- h. The persons responsible for the implementation of the IEP.
- i. Objectives, criteria, evaluation procedures, and schedules for determining on at least an annual basis, whether the short-term instructional objectives are being achieved.
- j. Progress reports shall be sent to the parents every 9 weeks.
- k. The programs of the child shall not be terminated without an IEP Team meeting which results in agreement eligibility or non-eligibility services on the IEP.

2. The Board of Education ensures that the rights and privileges available to children attending schools of the Board of Education shall be available to the children served by Sidekick, including due process procedures, protection in evaluation procedures, least restrictive environment, and confidentiality of information. Sidekick and the Board of Education acknowledge and agree that Sidekick is not rendering services under this agreement in any facility owned or leased by Sidekick and that such services will be rendered only in the schools or other locations agreed upon by Sidekick and the Board of Education.

3. Any Sidekick occupational therapy services will be provided by a qualified occupational therapist ("OT" or "OTs") and certified occupational therapy assistants ("COTA" or "COTAs") currently licensed or registered with the State Department of Health Board of Occupational Therapy.

Any Sidekick physical therapy services will be provided by qualified physical therapists ("PT" or "PTs") and physical therapy assistants ("PTA" or "PTAs") currently licensed or registered with the State Department of Health Board of Physical Therapy.

Any Sidekick speech and language services will be provided by qualified speech-language pathologists ("SLP" or "SLPs") who have a Master's Degree and their Certificate of Clinical Competency or are completing their Clinical Fellowship period. All Sidekick SLPs are licensed or registered as healthcare providers with the State Department of Health Board of Communication Disorders and Sciences.

OTs, COTAs, PTs, PTAs, and SLPs may be referred to individually as a "Therapist" or collectively as "Therapists".

4. (a) Board of Education agrees----for as long as Sidekick therapists are available to serve Board of Education's TennCare-covered, eligible, and qualified students requiring therapy services ("TennCare Students") at the Therapist's assigned school location----that Sidekick will be the sole and exclusive provider of therapy services at that school location for any TennCare Students whose services are billed to a TennCare insurance company ("MCO") that Sidekick has been assigned to serve.

(b) Sidekick will be the sole and exclusive provider of therapy services to TennCare Students that are billed to any TennCare MCO at all schools that are part the county's schooling system that Sidekick has been assigned to serve.

Board of Education will refer all TennCare Students at the School Locations to Sidekick for services that can be billed to a TennCare MCO and will not serve such students with its own employees. If Sidekick's Therapists do not have time available on their schedule to serve the referred TennCare Student, Sidekick will promptly notify Board of Education that Sidekick cannot provide services. Upon receipt of such notification, Board of Education may begin serving such student with Board of Education employees and---after Sidekick has declined services due to lack of therapist availability---may also bill the TennCare MCO for such services.

(c) Sidekick will make reasonable commercial efforts to provide a sufficient number of qualified Therapists to meet the anticipated TennCare and non-TennCare caseload at the School Locations. If Sidekick cannot provide a sufficient number of Therapists at a specific school to meet the caseload at that location, then either Sidekick or Board of Education may reduce Sidekick's services at the affected school to the extent Sidekick Therapists are not available to serve that specific location. In the case of such a reduction at a specific school location due to the lack of availability of Sidekick Therapists, Board of Education Therapists may serve the TennCare Students previously served by Sidekick (or who cannot be served by Sidekick) and may bill the TennCare MCO for services to those students.

(d) As the school year progresses, Board of Education agrees that it will promptly assign other TennCare Students at the School Locations to Sidekick who have therapy services specified in their IEPs, when and to the extent such TennCare Students become available. (The purpose of such assignments throughout the year is to maintain or expand the caseload of Sidekick's Therapists in the School Locations.)

(e) With respect to TennCare Students in the School Locations served by Sidekick Therapists, Board of Education agrees that it will not refer those students to any other provider or third party TennCare billing / consulting company ("Other Providers"). It is the intention of the parties that Sidekick will continue to work with Board of Education to obtain TennCare MCO authorizations for services, Doctors Orders, IEPs, Parental Consents to release the IEP, and the like, in connection with all of the TennCare Students Sidekick serves in the School Locations and that any arrangements the Board of Education has with Other Providers will not interfere with Sidekick's services under this Agreement or interfere with Sidekick's Therapists serving their own caseload in the School Locations. In the event Sidekick cannot serve a TennCare Student due to the lack of availability of a Sidekick Therapist, then Board of Education may refer such student to Other Providers for assistance in dealing with the TennCare MCO in connection with services to be provided by Board of Education's own therapists.

5. School Pay Services:

(a) Subject to the terms of this Section 5, Contractor will provide "School Pay" services to students whose services cannot be billed to a TennCare MCO during the school year and ESY during the summer. Contractor will use best efforts to meet the needs of the School District and these students. In no event will Contractor distinguish between or discriminate against students on the basis of whether they are School Pay or TennCare pay students in terms of staffing or level of services.

(b) For such clinical School Pay services, Board of Education will pay:

- i. For Physical Therapy services: \$4,500/month flat rate for each month of the school year August-May (total of \$45,000 for the 2022-2023 school year). ESY services can be

provided during the summer months if mutually agreed upon and will be the same flat monthly rate.

- ii. For Occupational Therapy Services: \$5,500/month flat rate for each month of the school year August-May (total of \$55,000 for the 2022-2023 school year). ESY services can be provided during the summer months if mutually agreed upon and will be the same flat monthly rate.

- (c) Board of Education will pay Sidekick a mileage reimbursement rate of thirty five (35) cents per mile per Therapist per day, during the regular school year and during the school summer session (if Sidekick is requested to provide summer services). Mileage shall be calculated as (i) the distance between Sidekick's Johnson City office and the schools that Sidekick can serve or (ii) the distance between the residence of Sidekick's Therapist and the schools served, whichever is less. Such mileage reimbursement rate of 35 cents a mile also includes any travel within the county if Sidekick's Therapist is traveling to more than one school in a day.

6. Notwithstanding any provision of Sections 4 and 5 to the contrary, the Board of Education shall have the authority in exceptional circumstances, as determined by the Director of Special Education, on a case by case basis to retain or employ some other therapist or therapy agency where doing so would be in the best interest of the child.

7. Sidekick will submit monthly invoices with the Board of Education agreeing to reimburse Sidekick within 30 days of the date of receipt of the invoice.

8. Sidekick agrees to provide professional liability coverage for its employees serving Board of Education during the term of this agreement.

9. Board of Education will provide Sidekick with consent forms to begin the process of determining if students qualify for services. Board of Education will provide services until notification has been provided by Sidekick that eligibility in TennCare is legitimate and has been approved for authorization. Board of Education will furnish Sidekick with each student's IEP (a copy) goals by the start of the school year, so that the goals are clearly communicated to Sidekick's staff.

10. Sidekick shall submit to the Board of Education reports specifying the progress of each child in achieving the short-term objectives specified in his/her IEP. Sidekick will make recommendations for updated goals and objectives for each student served, at least, every nine weeks or as deemed necessary on Board of Education forms. There will be no charge for progress reports prepared for TennCare-covered students.

11. Sidekick will be responsible for all TennCare paperwork of qualifying children.

12.

(a) Sidekick shall require all current employees providing services to the Board of Education under this contract to supply a fingerprint sample and submit to a criminal history records check to be conducted by the Tennessee Bureau of Investigation and/or the Federal Bureau of Investigation prior to permitting the employee to have contact with school children or enter the school grounds.

(b) Sidekick will not allow an employee providing services to the Board of Education under this contract to come in direct contact with school children or enter the grounds of a school when children are present until the criminal history records check has been conducted.

(c) Sidekick shall not allow an employee providing services to the Board of Education under this contract to come in direct contact with school children or with children in a child care program or enter the grounds of a school or child care center when children are present if the criminal history records check indicates the employer or employee has been convicted of an offense that is classified as a sexual offense or the employee has been convicted as a violent sexual offender as defined in Tennessee Code Annotated § 40-39 - 2002.

13. Sidekick agrees to protect, defend and indemnify Board of Education and to hold Board of Education harmless against any and all claims, demands, losses, suits or causes of action arising out of or in any way related to the performance of Sidekick's services under the terms of this Agreement including, but not specifically limited to, Sidekick's Billing Services, the therapy services of Sidekick therapists, or the training, supervision or retention of any of Sidekick's employees or agents; provided, however, that Sidekick shall not be responsible for any claims, demands, losses, suits, or causes of action that are solely the result of any error, omission, or intentional act on the part of any Board of Education employee.

14. With respect to services provided by Sidekick to school children under this contract, Board of the Education and Sidekick will work cooperatively to ensure that the rights and privileges available to children attending schools of the Board of Education shall be available to children served by Sidekick, including, to the extent applicable to Sidekick and the services provided to the Board of Education under this agreement, due process procedures, protection in evaluation procedures, least restrictive environment, and confidentiality of information.

15. In the event Board of Education identifies a student with an IEP, who requires teletherapy services from a Therapist, Board of Education may request that Sidekick provide teletherapy services to that student in the home or in school. Consistent with students who are seen in-person in school, Sidekick will charge TennCare (in the case of a student covered by TennCare) or will charge Board of Education (in the case of a student not covered by TennCare) for these teletherapy sessions. For students seen by Sidekick via teletherapy, Sidekick will not charge Board of Education additional charges beyond what is listed and applicable under this Agreement between Board of Education and Sidekick for the school year. Sidekick will provide services to the student throughout the year and over holidays/breaks if able to schedule. Sidekick will submit monthly invoices for teletherapy services rendered, with the Board of Education agreeing to reimburse Sidekick for such charges within 30 days of receipt of the invoice.

If Board of Education wishes for its own Therapists to use Sidekick's Cue teletherapy platform, Sidekick will provide such access at \$55 per therapist per month.

16. If due to a change in applicable law or regulation or the interpretation thereof by any court, government agency, authority, or other entity that renders any provision of this Agreement unlawful, unenforceable, economically or administratively impracticable or difficult of performance (a "Law Change"), the parties shall initiate good faith negotiations to amend this Agreement to eliminate the adverse effects of such Law Change. If either party determines that the parties are unlikely to agree upon and make alterations to this Agreement to eliminate the adverse effect of the Law Change, or

alternatively, either party determines that alterations to meet such requirements are not commercially practicable, reasonable, and satisfactory, then such party may terminate the Agreement on thirty (30) days prior written notice to the other party. A "Law Change" also includes any change by (i) a Federal, State, or local legislative, regulatory, judicial, or administrative authority, or (ii) any TennCare Managed Care Organization ("MCO") or other third party payor with respect to: clinical or other services provided pursuant to this Agreement, MCO requirements regarding eligibility or qualification for healthcare services, MCO procedures for authorizing, approving, billing or providing payment for healthcare services (including the amount of payment or method of payment), or any other changes that adversely affect the arrangements and services provided to school system students pursuant to this Agreement.

17. Board of Education will not employ any Therapist formerly employed by Sidekick for one year following the termination or expiration of this Agreement or cessation of such Therapist's employment with Sidekick, whichever is earlier.

18. This Agreement may be executed in counterparts, each of which shall be deemed to be an original, but all of which taken together shall constitute one and the same agreement. Delivery of an executed facsimile or email transmission shall be as effective as delivery of a manually executed counterpart.

19. Board of Education acknowledges that Sidekick is recruiting and assigning Therapists in anticipation that they will be providing services to school system for the entire public school year and that this agreement will continue for the entire school year. Accordingly, in the event of a breach of this Agreement, either party (the "Sending Party") may terminate this Agreement, provided the Sending Party (i) has given the other party (the "Receiving Party") prior written notice sent by first class registered or certified mail (return receipt requested) detailing the basis for the proposed termination and specifying the scheduled termination date, and (ii) has given the Receiving Party an opportunity to provide a reasonable remedy or cure within 10 business days after receipt of the notice. If the Receiving Party fails to provide a reasonable remedy or cure, then the Agreement will terminate, and if the cause is remedied or cured to within 10 business days to the reasonable satisfaction of the Sending Party, then the notice will be deemed to be withdrawn and the contract will continue as if no notice had been given. The parties agree to work together in good faith to affect a remedy or cure of any matter that is the subject of a notice pursuant to this paragraph and to keep the other party fully informed: regarding the Receiving Party's corrective action plan, the status of any corrective actions by the Receiving Party, and whether the planned or completed corrective actions are reasonably satisfactory to the Sending Party.

20. **DISCRIMINATION:** No person shall on the grounds of race, color, national origin, sex, age or ability to pay, be excluded from participation in, be denied the benefits of, or be otherwise subjected to discrimination under any program or activity operated by Sidekick or the Board of Education, it being the intention of Sidekick and the Board of Education to bind all agencies, disbursing units, or organizations, operating under its jurisdiction and control to fully comply with and abide by the spirit and intent of the Civil Rights Act of 1964.

Sidekick shall not discriminate against any applicant for employment because of race, sex, color, religion, or natural origin.

[signatures follow]

In Witness Thereof:

Washington County Schools

Date

Justin D. Graham, President
Deborah L. Curlee Communication Consultants, LLC
d/b/a Sidekick Therapy Partners

Date

Annual Vehicle Authorization Report 2022-2023 School Year

<u>Vehicle Number</u>	<u>Employee Name</u>	<u>Employee Assignment</u>	<u>Need for 24 hour access</u>	<u>One-way mileage home</u>
<u>Truck #24 2020 Silverado 1500</u>	Tony Roberts	Transportation Supervisor	Breakdowns or to drive bus	15 miles one-way
<u>Truck #9 2021 Silverado 1500</u>	Lynn Archer	Support Supervisor for Transportation	Breakdowns or to drive bus	3 miles one-way
<u>Truck #20 1993 Dodge Ram</u>	James Brewer	Bus Mechanic	Breakdowns or to drive bus	14 miles one-way
<u>Truck #42 2021 Chevy Silverado</u>	Billy Woodard	Bus Mechanic	Breakdowns or to drive bus	3 miles one-way
<u>Truck #11 1999 Ford F-350</u>	Adam Tipton	Bus Mechanic	Breakdowns or to drive bus	16 miles one-way
<u>Truck #1 2008 Dodge Ram 1500</u>	William Meneses	Bus Mechanic	Breakdowns or to drive bus	12 miles one-way
<u>Truck #2 2006 Dodge Ram 1500</u>	Jamie Brooks	Bus Mechanic	Breakdowns or to drive bus	6 miles one-way
<u>Truck #26 2020 Silverado 1500</u>	Phillip Patrick	Maintenance Supervisor	On call for system-wide emergencies	6 miles one-way
<u>Truck #45 2021 Chevy Silverado</u>	Logan Clark	Ground Maintenance	Sporting events (nights/weekends)	5 miles one-way
<u>Van #68 2007 Chevy Van</u>	Vince Swiney	Technology	Alarm/Security Checks System-wide	27 miles one-way
<u>Truck #71 2019 Ford F-250</u>	Joe Lyons	Technology	Alarm/Security Checks System-wide	7 miles one-way
<u>Truck #60 2006 Ford F-150</u>	Jeff Carver	Foodservice	Freezer/Security Checks System-wide	20 Miles one-way
<u>Van #100 2020 Ford Transit Van</u>	Ronnie Tipton	Foodservice	Freezer/Security Checks System-wide	12.5 Miles one-way

<u>Truck #3 2006</u> <u>Chevy 1500</u>	Dale Scott	DCHS Security Guard	Grounds work and security	Lives on Campus
<u>Truck #52 2017</u> <u>Ford F-150</u>	Michelle Stallard	Maintenance	Occasional Use	22 Miles one-way

TOADVINE

SEATING • ATHLETIC EQUIPMENT • VIDEO SCOREBOARDS

P.O. Box 190 • Fisherville, KY 40023 • Phone: 502-241-6010 • 1-877-211-6925 • Fax: 502-241-2288 • www.toadvine.com

PROPOSAL

TO: Washington County Schools
PROJECT: Gymnasium Wall Pads
LOCATION: David Crockett

BID DATE: 6/28/2022
DATE: 6/28/2022
ADDENDUMS: N/A

Sourcewell #071819-PTA

We propose to furnish the following as manufactured by PORTER using standard design, materials, construction sizes and colors. Sales tax is not included in pricing.

Material, freight, and installation.....**\$8,548.000**

Item #	Product Name	Quantity	Item Cost	Total Cost
5600	Dura-safe 2' x 6' Wall Pads	6	117	\$702.00
5600SP	Dura-Safe Pads with Graphics	20	224	\$4,480.00
PadInstall3	Installation	26	45	\$1,170.00
Freight	Freight	1	500	\$750.00
343001	Outlet Inserts	4	24	\$96.00
Removal1	Removal	1	250	\$250.00
LOADINSTALL1	Unloading	1	750	\$500.00
FCINSTALL1	Field Check	1	600	\$600.00

NOTES:

- EXCLUDES State Sales & Use Taxes. Purchaser by acceptance of this quotation agrees to furnish Tax Exemption Certificates when requested on non-taxable materials, otherwise any applicable tax will be added at time of invoicing.
- Architectural Fees
- Includes Removal of Existing + Installation of new
- Customer to dispose of existing materials
- Graphics are included on 20 Pads (10 per side)
- Must purchase pads for Daniel Boone for quote to be valid
- All install to be done via Nailing Margins

TERMS: Net 30 Days

RESPECTFULLY,
Toadvine Enterprises

By *Sam Melchior*

ACCEPTED: _____
(name)

(date)

Note: This quotation is offered for acceptance within 30 days and is subject to revision beyond that time. Pricing assumes delivery no later than **November 2022**. Delivery beyond this date shall require a Change Order for any additional escalation fees that are incurred to Toadvine Enterprises by the manufacturer.



Solutions for Seating, Athletic Equipment, and Scoring/Video Since 1980

toadvine.com



TOADVINE

SEATING • ATHLETIC EQUIPMENT • VIDEO SCOREBOARDS

P.O. Box 190 • Fisherville, KY 40023 • Phone: 502-241-6010 • 1-877-211-6925 • Fax: 502-241-2288 • www.toadvine.com

PROPOSAL

TO: Washington County Schools
PROJECT: Gymnasium Wall Pads
LOCATION: Daniel Boone

BID DATE: 6/28/2022
DATE: 6/28/2022
ADDENDUMS: N/A

Sourcewell #071819-PTA

We propose to furnish the following as manufactured by PORTER using standard design, materials, construction sizes and colors. Sales tax is not included in pricing.

Material, freight, and installation.....\$11,093.00

Item #	Product Name	Quantity	Item Cost	Total Cost
5600	Dura-safe 2' x 6' Wall Pads	29	117	\$3,393.00
9056038	Dura-safe 3' x 8 Pads	2	381	\$762.00
960560	Dura-safe Stage Pad	5	284	\$1,420.00
14444	Storage Strip	9	80	\$720.00
PadInstall3	Installation	36	45	\$1,620.00
Freight	Freight	1	500	\$500.00
347100	Z-clips 6'	12	14	\$168.00
347200	Z-clips 2'	36	6	\$216.00
343001	Outlet Inserts	6	24	\$144.00
Removal1	Removal	2	400	\$800.00
LOADINSTALL1	Unloading	1	750	\$750.00
FCINSTALL1	Field Check	1	600	\$600.00

NOTES:

1. EXCLUDES State Sales & Use Taxes. Purchaser by acceptance of this quotation agrees to furnish Tax Exemption Certificates when requested on non-taxable materials, otherwise any applicable tax will be added at time of invoicing.
2. Architectural Fees
3. Includes Removal of Existing + Installation of new
4. Customer to dispose of existing materials
5. Graphics not included per customer
6. Must purchase pads for David Crockett for quote to be valid

TERMS: Net 30 Days

RESPECTFULLY,
Toadvine Enterprises
By *Sam Melchior*

ACCEPTED: _____
(name)

(date)



Solutions for Seating, Athletic Equipment, and Scoring/Video Since 1980

toadvine.com



TOADVINE

SEATING • ATHLETIC EQUIPMENT • VIDEO SCOREBOARDS

P.O. Box 190 • Fisherville, KY 40023 • Phone: 502-241-6010 • 1-877-211-6925 • Fax: 502-241-2288 • www.toadvine.com

Note: This quotation is offered for acceptance within 30 days and is subject to revision beyond that time. Pricing assumes delivery no later than **November 2022**. Delivery beyond this date shall require a Change Order for any additional escalation fees that are incurred to Toadvine Enterprises by the manufacturer.



Solutions for Seating, Athletic Equipment, and Scoring/Video Since 1980

toadvine.com



Serving 6 states, Services located:
Kentucky | Indiana | Ohio | Tennessee | Alabama | Mississippi
Page 2 of 2

Q U O T A T I O N

TRI CITY MOWER & SAW
2515 WEST MARKET STREET
JOHNSON CITY, TN 37604
Phone #: (423)434-4228

PHONE #: (423)470-3674
CELL #: 753-1129
ALT. #: (423)431-8141
P.O.#:
TERMS: Net 10th EOM
SALES TYPE: Quote

DATE: 7/20/2022
ORDER #: 73503
CUSTOMER #: 100552
CP: 103
LOCATION: 1
STATUS: Active

BILL TO 100552

WASHINGTON COUNTY DEPT OF EDU.
405 W Collage St
JONESBOROUGH, TN 37659 USA

SHIP TO

WAHINGTON COUNTY DEPT OF EDU.

MFR	PRODUCT NUMBER	DESCRIPTION	QTY	PRICE	NET	TOTAL
EXM	LZE751CKA524A2	LAZER E-SERIES 751 KAW 52"	1	\$12,899.00	\$10,381.00	\$10,381.00

Prices reflected on this quote are valid for 30 days and while current supplies last. However, prices are subject to change if the program or promotion the prices were quoted under is no longer in effect.

SUBTOTAL: \$10,381.00
TAX: \$0.00
ORDER TOTAL: \$10,381.00

Authorized By: _____

Q U O T A T I O N

TRI CITY MOWER & SAW
2515 WEST MARKET STREET
JOHNSON CITY, TN 37604
Phone #: (423)434-4228

PHONE #: (423)470-3674
CELL #: 753-1129
ALT. #: (423)431-8141
P.O.#:
TERMS: **Net 10th EOM**
SALES TYPE: **Quote**

DATE: **7/20/2022**
ORDER #: **73503**
CUSTOMER #: **100552**
CP: **103**
LOCATION: **1**
STATUS: **Active**

BILL TO 100552

WASHINGTON COUNTY DEPT OF EDU.
405 W Collage St
JONESBOROUGH, TN 37659 USA

SHIP TO

WAHINGTON COUNTY DEPT OF EDU.

MFR	PRODUCT NUMBER	DESCRIPTION	QTY	PRICE	NET	TOTAL
EXM	LZE801CKA604A1	ZTR LAZER E-SERIES 801 KAW	1	\$13,199.00	\$10,622.00	\$10,622.00

Prices reflected on this quote are valid for 30 days and while current supplies last. However, prices are subject to change if the program or promotion the prices were quoted under is no longer in effect.

SUBTOTAL: **\$10,622.00**
TAX: **\$0.00**

ORDER TOTAL: \$10,622.00

Authorized By: _____

Driver's Ed Cars

Dealership	Contact	Make and Model	Sale Price	Lease Price
Kia	Steve Almany-(423)427-4950	Kia/	\$28,000-\$28,500	\$470-\$520 36 Month Lease 10K annual mileage
Johnson City Ford	Ross Browning-(423)282-7070	No Response		
Jonnsion City Honda	Matt Spier-(612)269-9122	Accord Hybrid Spert		\$599 *8-12 weeks*
Johnson City Nissan	Dylan Fields	Nissan Sentra		\$460
Champion Chevrolet	Lynn Lloyd	No response		
Johnson City Toyota	Ritchie Salas-(423)282-2241	Toyota Rav4 X2	\$29,531/ Each	36 Mo/ 12000 Mi \$513.57

First Reading

Washington County Board of Education			
Monitoring: Review: Annually	Descriptor Term: Student Code of Conduct	Descriptor Code: 6.300	Issued Date: 08/05/21 <u>First Reading</u>
		Rescinds: 6.300	Issued: 11/20/19

1 The Board delegates to the Director of Schools the responsibility of developing specific codes of
2 conduct which are appropriate for each level of school.¹ Codes of conduct for students in pre-
3 kindergarten or kindergarten shall utilize alternative disciplinary practices such as:

4 *Examples (not an exclusive list)*

- 5 • counseling
- 6 • issuance of demerits
- 7 • restricting activities
- 8 • verbal admonishment
- 9 • withdrawal of privileges

10 Exclusionary discipline shall only be used as a measure of last resort.² The development of each code
11 shall involve principals and staff members of each level and shall be based on evidence-based
12 behaviors supports and interventions.³

13 The following levels of misbehavior and disciplinary procedures and options are standards designed to
14 protect all members of the educational community in the exercise of their rights and duties and to
15 maintain a safe learning environment where orderly learning is possible and encouraged.⁴ These
16 misbehaviors apply to student conduct on school buses, on school property, and while students are on
17 school-sponsored outings. Staff members have the authority to enforce the code of conduct³ and shall
18 ensure that disciplinary measures are implemented in a manner that:⁵

- 19 1. Balances accountability with an understanding of traumatic behavior;
- 20
- 21 2. Teaches school and classroom rules while reinforcing that violent or abusive behavior is not
22 allowed at school;
- 23
- 24 3. Minimizes disruptions to education with an emphasis on positive behavioral supports and
25 behavioral intervention plans;
- 26
- 27 4. Creates consistent rules and consequences; and
- 28
- 29 5. Models respectful, non-violent relationships.

30 In order to ensure that these goals are accomplished, the school district shall utilize the following
31 trauma-informed discipline practices:

- 32 • at-risk monitoring and counseling

- 1 • behavior intervention plans
- 2 • multi-tiered systems of support

3 Principals shall use appropriate discipline management techniques when enforcing the code of
4 conduct.

5 **MISBEHAVIORS: LEVEL I**

6 This level includes minor misbehavior on the part of the student which impedes orderly classroom
7 guidelines or interferes with the orderly operation of the school but which can usually be handled by an
8 individual staff member.

9 *Examples (not an exclusive listing)*

- 10 • Classroom disturbances
- 11 • Classroom tardiness
- 12 • Cheating and lying
- 13 • Abusive language
- 14 • Failure to do assignments or carry out directions
- 15 • Wearing, while on the grounds of a public school during the regular school day,
16 clothing that exposes underwear or body parts in an indecent manner that disrupts the
17 learning environment⁶

18 *Disciplinary Procedures*

- 19 • The staff member intervenes immediately.
- 20 • The staff member determines what offense was committed and its severity.
- 21 • The staff member determines who committed the offense and if he/she understands the
22 nature of the offense.
- 23 • The staff member employs appropriate disciplinary options.
- 24 • The record of the offense and disciplinary action shall be maintained by the staff
25 member.

26 *Disciplinary Options*

- 27 • Verbal reprimand
- 28 • Special assignment
- 29 • Restricting activities
- 30 • Counseling
- 31 • Withdrawal of privileges
- 32 • Issuance of demerits
- 33 • Strict supervised study
- 34 • Detention
- 35 • In-school suspension
- 36 • [Withhold the student's phone for the duration of the instructional time if the teacher](#)
37 [determines the student's phone is a distraction to the class or student](#)⁷

1 MISBEHAVIORS: LEVEL II

2 This level includes misbehavior whose frequency or seriousness tends to disrupt the learning climate of
3 the school. These misbehaviors do not represent a direct threat to the health and safety of others but
4 have educational consequences serious enough to require corrective action on the part of
5 administrative personnel.

6 *Examples (not an exclusive listing)*

- 7 • Continuation of unmodified Level I misbehaviors
- 8 • Using forged notes or excuses
- 9 • Disruptive classroom behavior
- 10 • Victimization of any student (harassment (sexual, racial, ethnic, religious), bullying,
11 cyber-bullying, and/or hazing)

12 *Disciplinary Procedures*

- 13 • The student is referred to the principal for appropriate disciplinary action.
- 14 • The principal meets with the student and the staff member.
- 15 • The principal hears the accusation made by the staff member and allows the student the
16 opportunity to explain his/her conduct.
- 17 • The principal takes appropriate disciplinary action after consulting with the Director of
18 Student Services and notifies the staff member of the action.
- 19 • The record of offense and disciplinary action shall be maintained by the principal.

20 *Disciplinary Options*

- 21 • Teacher/schedule change
- 22 • Peer counseling
- 23 • Referral to outside agency
- 24 • In-school suspension
- 25 • Transfer
- 26 • Detention
- 27 • Suspension from school-sponsored activities or from riding school bus
- 28 • Out-of-school suspension (grades K-6)
- 29 • Remand to the alternative school (grades 7-12)

30 MISBEHAVIORS: LEVEL III

31 This level includes acts directly against persons or property but whose consequences do not seriously
32 endanger the health or safety of others in the school. Law enforcement may be involved in any acts
33 that could be construed as criminal behavior.

34 *Examples (not an exclusive listing)*

- 1 • Continuation of unmodified Level I and II misbehaviors
- 2 • Fighting
- 3 • Vandalism (minor)
- 4 • Use, possession, sale, distribution, and/or being under the influence of tobacco or
- 5 alcohol
- 6 • Use, possession, sale, or distribution of drug paraphernalia
- 7 • Use, sale, distribution, and/or being under the influence of drugs
- 8 • Stealing
- 9 • Threats to others
- 10 • Victimization of any student (harassment (sexual, racial, ethnic, religious), bullying,
- 11 cyber-bullying, and/or hazing)

12 *Disciplinary Procedures*

- 13 • The student is referred to the principal for appropriate disciplinary action.
- 14 • The principal meets with the student and the staff member.
- 15 • The principal hears the accusation and allows the student the opportunity to explain
- 16 his/her conduct.
- 17 • The principal takes appropriate disciplinary action after consulting with the Director of
- 18 Student Services.
- 19 • The Director of Student Services may refer the incident to the Director of Schools.
- 20 • The record of offense and disciplinary action shall be maintained by the principal.

21 *Disciplinary Options*

- 22 • In-school suspension
- 23 • Detention
- 24 • Restitution from loss, damage, or stolen property
- 25 • Out-of-school suspension (grades K-6)
- 26 • Remand to alternative school (grades 7-12)
- 27 • Transfer

28 **MISBEHAVIORS: LEVEL IV**

29 This level of misbehavior includes acts which result in violence to another's person or property or
 30 which pose a threat to the safety of others in the school. These acts are so serious that they usually
 31 require administrative actions which result in the immediate removal of the student from the school,
 32 the intervention of law enforcement authorities, and/or action by the Board.

33 If a student's action poses a threat to the safety of others in the school, a teacher, principal, school
 34 employee, or school bus driver may use reasonable force when necessary to prevent bodily harm or
 35 death to another person.⁸⁷

36 *Examples (not an exclusive listing)*

- 37 • Continuation of unmodified Level I, II, and III misbehaviors

- 1 • Death threat
- 2 • Extortion
- 3 • Bomb threat
- 4 • Possession, use, and/or transfer of dangerous weapons
- 5 • Assault that results in bodily injury upon any teacher, principal, administrator, any other
- 6 employee of the school, or a school resource officer*
- 7 • Aggravated assault*
- 8 • Vandalism
- 9 • Theft, possession, and/or sale of stolen property
- 10 • Arson
- 11 • Possession of unauthorized substances (e.g. any controlled substance, controlled
- 12 substance analogue, or legend drug)*
- 13 • Use or transfer of unauthorized substances
- 14 • Victimization of any student (harassment (sexual, racial, ethnic, religious), bullying,
- 15 cyber-bullying, and/or hazing)
- 16 • Electronic threat to cause bodily injury or death to another student or school employee

17 *Disciplinary Procedures*

- 18 • The principal confers with appropriate staff members and with the student.
- 19 • The principal hears the accusations and allows the student the opportunity to explain
- 20 his/her conduct.
- 21 • The student receives all appropriate due process.
- 22 • The parent(s)/guardian(s) are notified.
- 23 • Law enforcement officials are contacted.
- 24 • The incident is reported and recommendations are made to the Director of Student
- 25 Services.
- 26 • The Director of Student Services may seek recommendations from the Director of
- 27 Schools.
- 28 • If the student's placement is to be changed, adequate notice of the charges shall be
- 29 given to the student and his/her parent(s)/guardian(s) and his/her right to appear at a
- 30 hearing.

31 *Disciplinary Options*

- 32 • Other hearing authority or Board action which results in appropriate placement

33 * Designates zero tolerance offenses.

Legal References

1. TCA 49-6-4005
2. TCA 49-6-3024
3. Public Acts of 2021, Chapter No. 77
4. TCA 49-6-4002
5. TCA 49-6-4109
6. TCA 49-6-4009
- 6-7. [Public Acts of 2022, Chapter No. 707](#)
- 7-8. TCA 49-6-4008

Cross References

Traffic and Parking Controls 3.403
Procedural Due Process 6.302
Student Discrimination, Harassment, Bullying,
Cyber-bullying, and Intimidation 6.304
Title IX & Sexual Harassment 6.3041
Interference/Disruption of School Activities 6.306
Bus Safety and Conduct 6.308
Zero Tolerance Offenses 6.309
Dress Code 6.310
Corporal Punishment 6.314
Detention 6.315
Suspension 6.316
Safe Relocation of Students 6.4081

First Reading

Washington County Board of Education

Monitoring: Review: Annually	Descriptor Term: Title IX & Sexual Harassment	Descriptor Code: 6.3041	Issued Date: 09/03/20
		Rescinds:	Issued:

1 *General*

2 In order to maintain a safe, civil, and supportive learning environment, all forms of sexual harassment
3 and discrimination on the basis of sex are prohibited.¹ This policy shall cover employees, employees'
4 behaviors, students, and students' behaviors while on school property, at any school-sponsored activity,
5 on school-provided equipment or transportation, or at any official school bus stop in accordance with
6 federal law. This policy shall be disseminated annually to all school staff, students, and
7 parent(s)/guardian(s).² The Title IX Coordinator as well as any personnel chosen to facilitate the
8 grievance process shall not have a conflict of interest against any party of the complaint.³ These
9 individuals shall receive training as to how to promptly and equitably resolve student and employee
10 complaints.³

11 All employees shall receive training on complying with this policy and federal law.⁴

12 **TITLE IX COORDINATOR**⁵

13 The Title IX Coordinator shall respond promptly to all general reports as well as formal complaints of
14 sexual harassment. He/she shall be kept informed by school-level personnel of all investigations and
15 shall provide input on an ongoing basis as appropriate.

16 Any individual may contact the Title IX Coordinator at any time using the information below:

17 **Title:** Title IX Coordinator

18 **Mailing address:** 405 W. College St., Jonesborough, TN, 37659

19 **Phone number:** (423)753-1100

20 **Email:** ~~keysa@wcde.org~~ titleIXcoordinator@wcde.org

21 **DEFINITIONS**⁴

22 “Complainant” is an individual who is alleged to be the victim of conduct that could constitute sexual
23 harassment.

24 “Respondent” is an individual who is reported to be the perpetrator of conduct that could constitute
25 sexual harassment.

26 “Sexual harassment” is conduct on the basis of sex that satisfies one or more of the following:³

1. A school district employee conditioning an aid, benefit, or service of an education program or activity on an individual's participation in unwelcome sexual conduct;
2. Unwelcome conduct determined by a reasonable person to be so severe, pervasive, and objectively offensive that it effectively denies a person equal access to the education program or activity; or
3. Sexual assault,⁶ dating violence,⁷ domestic violence,⁸ or stalking⁹ as defined in state and federal law.

Behaviors that constitute sexual harassment may include, but are not limited to:

1. Sexually suggestive remarks;
2. Verbal harassment or abuse;
3. Sexually suggestive pictures;
4. Sexually suggestive gesturing;
5. Harassing or sexually suggestive or offensive messages that are written or electronic;
6. Subtle or direct propositions for sexual favors; and
7. Touching of a sexual nature.

Sexual harassment may be directed against a particular person or persons, or a group, whether of the opposite sex or the same sex.

"Supportive measures" are non-disciplinary, non-punitive, individualized services and shall be offered to the complainant and the respondent, as appropriate. These measures may include, but are not limited to, the following:

1. Counseling;
2. Course modifications;
3. Schedule changes; and
4. Increased monitoring or supervision.

The measures offered to the complainant and the respondent shall remain confidential to the extent that maintaining such confidentiality would not impair the ability of the school district to provide the supportive measures.

GRIEVANCE PROCESS

1 Upon learning of an instance of alleged sexual harassment, even if no formal complaint is filed, the
2 Title IX Coordinator shall:

- 3 1. Promptly contact the complainant to discuss the availability of supportive measures;
- 4
- 5 2. Consider the complainant's wishes with respect to supportive measures;
- 6
- 7 3. Inform the complainant of the availability of supportive measures; and
- 8
- 9 4. Explain the process for filing a formal complaint.¹⁰

10 While the school district will respect the confidentiality of the complainant and the respondent as much
11 as possible, some information may need to be disclosed to appropriate individuals. All disclosures shall
12 be consistent with the school district's legal obligations and the necessity to investigate allegations of
13 harassment and take disciplinary action.

14 Disciplinary consequences or sanctions shall not be initiated against the respondent until the grievance
15 process has been completed. Unless there is an immediate threat to the physical health or safety of any
16 student arising from the allegation of sexual harassment that justifies removal, the respondent's
17 placement shall not be changed.¹¹ If the respondent is an employee, he/she may be placed on
18 administrative leave during the pendency of the grievance process.¹² The Title IX Coordinator shall
19 keep the Director of Schools informed of any employee respondents so that he/she can make any
20 necessary reports to the State Board of Education in compliance with state law.¹³

21 **Complaints**

22 Any individual who has knowledge of behaviors that may constitute a violation of this policy shall
23 immediately report such information to the Title IX Coordinator; however, nothing in this policy requires
24 a complainant to either report or file a formal complaint within a certain timeframe. If the complaint
25 involves the Title IX Coordinator, the complaint shall be filed with the Director of Schools.

26 If a complaint involves allegations of child abuse, including child abuse on school grounds, appropriate
27 notification shall be made per the board policy on reporting child abuse.

28 Upon receipt of a formal complaint, the Title IX Coordinator shall promptly:¹⁴

- 29 1. Provide written notice of the allegations, and the grievance process to all known parties to give
30 the respondent time to prepare a response before an initial interview;
- 31
- 32 2. Inform the parties of the prohibition against making false statement or knowingly submitting
33 false information;
- 34
- 35 3. Inform the parties that they may have an advisor of their choosing present during any
36 subsequent meetings;
- 37
- 38 4. Parents and/or Guardians are entitled to notice of participation; and
- 39

1 5. Offer supportive measures in an equitable manner to both parties.

2 The complaint must be dismissed if it does not meet the definition of harassment or occur within an
3 activity or program. If the Title IX Coordinator dismisses a complaint, written notice, including the
4 reasons for dismissal, shall be provided to both parties simultaneously.¹⁵

5 **Investigations**¹⁶

6 All investigations require a signed, written complaint. A school system administrator, designated by the
7 Title IX Coordinator, shall serve as the investigator and be responsible for investigating complaints in
8 an equitable manner that involves an objective evaluation of all relevant evidence. The burden for
9 obtaining evidence sufficient to reach a determination regarding responsibility rests on the school district
10 and not the complainant or respondent.

11 Once a complaint is received, the Investigator shall initiate an investigation within forty-eight (48) hours
12 of receipt of the complaint. If an investigation is not initiated within forty-eight (48) hours, the
13 investigator shall provide the Director of Schools with appropriate documentation detailing the reasons
14 why the investigation was not initiated within the required timeframe.

15 All investigations shall be completed within twenty (20) calendar days from the receipt of the initial
16 complaint. If the investigation is not complete within twenty (20) calendar days, the investigator shall
17 provide the Director of Schools with appropriate documentation detailing the reasons why the
18 investigation has not been completed.

19 All investigations shall:

- 20 1. Provide an equal opportunity for the parties to present witnesses and evidence;
- 21
- 22 2. Not restrict the ability of either party to discuss the allegations under investigation or gather
23 and present relevant evidence;
- 24
- 25 3. Refrain from requiring, allowing, relying upon, or otherwise using questions or evidence that
26 seek disclosure of information protected under a legally recognized privilege unless such
27 privilege has been waived;¹⁷
- 28
- 29 4. Provide the parties with the same opportunities to have others present during any grievance
30 proceeding;
- 31
- 32 5. Provide to parties whose participation is requested written notice of the date, time, location,
33 participants, and purpose of all investigative interviews, or other meetings, with sufficient time
34 for the party to prepare to participate;
- 35
- 36 6. Provide both parties an equal opportunity to inspect and review any evidence directly related to
37 the allegations in the formal complaint; and
- 38
- 39 7. Result in the creation of an investigative report that fairly summarizes relevant evidence.
- 40

- 1 a. Prior to the completion of the investigative report, the investigator shall send to each
2 party the evidence subject to inspection and review. All parties shall have at least ten
3 (10) days to submit a written response which shall be taken into consideration in
4 creating the final report.

5 Within the parameters of the federal Family Educational Rights and Privacy Act,¹⁸ the Title IX
6 Coordinator shall keep the complainant and the respondent informed of the status of the investigation
7 process. At the close of the investigation, a written final report on the investigation will be delivered to
8 the parent(s)/guardian(s) of the complainant, parent(s)/guardian(s) of the respondent, and to the
9 Director of Schools.

10 **Determination of Responsibility**¹⁹

11 The respondent is presumed not responsible for the alleged conduct until a determination regarding
12 responsibility is made at the conclusion of the grievance process.²⁰ The preponderance of evidence
13 standard shall be used in making this determination.²¹

14 The Principal shall act as the decision-maker for student respondents. The Human Resources Director
15 will act as the decision-maker for employee respondents. He/she shall receive the final report of the
16 investigation and allow each party the opportunity to submit written questions that he/she wants asked
17 of any party or witness prior to the determining responsibility.

18 The decision-maker shall make a determination regarding responsibility and provide the written
19 determination to the parties simultaneously along with information about how to file an appeal. He/She
20 may consult with the Title IX Coordinator in drafting the written determination.

21 A substantiated charge against a student may result in corrective or disciplinary action up to and
22 including expulsion. A substantiated charge against an employee shall result in disciplinary action up to
23 and including termination.

24 After a determination of responsibility is made, the Title IX Coordinator shall work with the complainant
25 to determine if further supportive measures are necessary. The Title IX Coordinator shall also determine
26 whether any other actions are necessary to prevent reoccurrence of the harassment.

27 **APPEALS**²²

28 Either party may appeal from a determination of responsibility based on a procedural irregularity that
29 affected the outcome, new evidence that was not reasonably available at the time of the determination
30 that could affect the outcome, or an alleged conflict of interest on the part of the Title IX Coordinator or
31 any personnel chosen to facilitate the grievance process. Appeals shall be submitted to the Title IX
32 Coordinator within ten (10) days of a determination of responsibility.

33 Upon receipt of an appeal, the Title IX Coordinator shall:

- 34 1. Assign an impartial hearing officer within five (5) days of receipt of the appeal.
35 a. Appeals for cases in which the respondent is a student shall be to the Board's
36 Disciplinary Hearing Authority.

- 1 b. Appeals for cases in which the respondent is an employee shall be to the Director of
2 Schools.
- 3
- 4 2. Notify the parties in writing who will be hearing the appeal and the procedures that the hearing
5 officer(s) will be following in the appeal. This notice may refer to other Board Policies that
6 explain disciplinary procedures.
- 7 During the appeal process, the parties shall have a reasonable, equal opportunity to submit written
8 statements. Within ten (10) calendar days, the hearing officer shall issue a written decision describing
9 the result of the appeal and the rationale for the result. The written decision shall be provided
10 simultaneously to both parties.

11 **RETALIATION**^{N23}

12 Retaliation against any person who makes a report or complaint or assists, participates, or refuses to
13 participate in any investigation of an act alleged in this policy is prohibited.

Legal References

1. 34 CFR § 106.1
2. 34 CFR § 106.8(b),(c)
3. 34 CFR § 106.45(b)(1)(iii); 34 CFR § 106.45(b)(10)(D)
4. 34 CFR § 106.30(a)
5. 34 CFR § 106.8(a)
6. 20 USCA 1092(f)(6)(A)(v); TCA 36-3-601(10); TCA 71-6-302
7. 34 USCA 12291(a)(10)
8. 34 USCA 12291(a)(8); TCA 40-14-109
9. 34 USCA 12291(a)(30); TCA 39-17-315; TCA 36-3-601(11)
10. 34 CFR § 106.44(a)
11. 34 CFR § 106.44(c)
12. 34 CFR § 106.44(d)
13. TRR/MS 0520-02-03-.09(2); TCA 49-5-417(c)
14. 34 CFR § 106.45(b)(2)
15. 34 CFR § 106.45(b)(3)
16. 34 CFR § 106.45(b)(5); 34 CFR § 106.45(b)(1)(v)
17. 34 CFR § 106.45(b)(1)(x)
18. 20 USCA § 1232g
19. 34 CFR § 106.45(b)(7)
20. 34 CFR § 106.45(b)(1)(iv)
21. 34 CFR § 106.45(b)(1)(vii)
22. 34 CFR § 106.45(b)(8)
23. 34 CFR § 106.71

Cross References

Section 504 and ADA Grievance Procedures 1.802
 Discrimination/Harassment of Employees (Sexual, Racial,
 Ethnic, Religious) 5.500
 Staff-Student Relations 5.610
 Code of Conduct 6.300
 Student Discrimination, Harassment, Bullying, Cyber-
 bullying, and Intimidation 6.304
 Child Abuse and Neglect 6.409

2nd Reading

Washington County Board of Education

Monitoring: Review: Annually	Descriptor Term: Facilities Naming & Dedication	Descriptor Code: 3.2002	Issued Date: 2nd Reading
		Rescinds: 3.2002	Issued: 05/05/05

1 NAMING OF FACILITIES

2 Naming a school is a matter of great importance. It is a matter that deserves thoughtful attention from
3 the Board. Personal prejudice or favoritism, political pressure or temporary popularity should not be an
4 influence in choosing a school name. Naming and dedication could include a new building, a newly
5 created school, an area of the building, a campus or renaming a school.

6 Generally, the board prefers to name school facilities for recognized historical and geological
7 landmarks or areas; geographic subdivisions or points of interest; or thematic names which reflect the
8 character of the community culturally and historically. Schools may be named for distinguished local,
9 state, and national leaders whose names will lend dignity and stature to the school; or significant or
10 pertinent events.

11 The Board shall not name any campus after any living person. The exception to this would be if a
12 substantial gift were made to the school district to finance the building or purchase of a facility. These
13 will be reviewed by the Board on a case-by-case basis.

14 Schools periodically desire to name an area of their facility after a person, living or deceased, that has
15 made a significant educational contribution to their school. Areas may include an auditorium,
16 gymnasium, library, athletic field or other major areas of a school. Under certain circumstances, the
17 board will consider such requests from school and community. The proposed name should have special
18 significance and/or the person has made an outstanding contribution to the school or school system.
19 The group making the request must agree to provide appropriate recognition such as a plaque, portrait
20 or marker for the school. The board will consider the request only after approval of the organization.

21 The renaming of a school shall be considered only when district restructuring creates a new school or
22 in other extraordinary circumstances deemed by the Board.

23 Final authority for naming schools, or any areas within school campus boundaries, rests with the
24 Board. It shall be general policy to select a name for new schools by the time the drawings are
25 accepted by the Board or prior to “breaking ground” at the latest.

26 “Emergency Procedure” for revisions or “Suspension” of this naming policy is not permitted as
27 outlined in Policy 1.700, “Policy Development and Adoption” by a majority vote. The Board must
28 have a first reading of any changes to this policy at one Board meeting and adopt the changes at a
29 subsequent meeting.

1 The following process shall be followed for naming a new facility or renaming an existing facility:

- 2 1. A Naming Committee shall be appointed by the Board Chairman.
- 3 2. Membership shall include a diverse representation from the community, school staff and
4 student population in addition to a maximum of three board members.
- 5 3. The current school community or the new school community within the boundaries of the new
6 facility is invited to participate by submitting names to the Naming Committee on a standard
7 form to be developed by the committee, following specific guidelines that meet Board Policy.
8 Information should include the background and reason for the name submitted. An
9 announcement shall be sent to the local newspapers, announcing the naming of the facility, and
10 the process for submitting input.
- 11 4. Once input is collected, the Naming Committee shall review all suggestions and forward their
12 recommendations to the full Board. Information submitted to the Board shall include
13 biographical and historical background and the reasons justifying the proposed name or names
14 for further consideration.
- 15 5. The Board will select a name from the list for the facility. The naming shall be announced for
16 three readings as a line item on the Board's regular meeting agenda to allow public input.

17 **SCHOOL LOBBY DEDICATION PLAQUES**

18 The plaque shall contain the following information:

- 19 1. Name of school
- 20 2. First name, middle initial and last name of Board and County Commission members
- 21 3. Director of Schools
- 22 4. Architect
- 23 5. Year of construction

24 Names of Board members will be those who are in office for the duration (site/facility selection
25 through construction) of the facilities project. County Commission members will be those who are in
26 office at the time of capital appropriations for land procurement and/or construction. Year of
27 construction will mean the year in which construction was started.

Education Capital Projects Fund (\$1,000s)

FY2023 - FY2027

Fiscal Years Ended June 30,

	2022	2023	2024	2025	2026	2027
Projected Penny Value at .75% Growth	330,937	333,420	335,921	338,441	340,980	343,538
Capital Project Pennies	17	17	17	17	17	17
Source of Funds for Capital Expenditures						
Property Tax Projected at 0.75% Growth	5,626	5,668	5,711	5,753	5,797	5,840
Other Revenue (Grants, PY Tax, Other Tax, Investment Income)	533	549	565	582	600	618
EESI - LED Lighting Project-Funded by WCDE General Fund	2,328					
Unused Funds from the Prior Year	2,608	4,772	475	807	426	2,194
Revenues	11,095	10,989	6,751	7,143	6,823	8,652
Capital Projects Encumbrance Projection						
Trustee Commission	179	224	138	146	139	176
Technology (Smart Classroom, Tablets, Audio)	640	640	640	640	640	640
School Buses	946	460	575	230	725	840
Paving, Sidewalks, & Curbing	0	150	75	75	75	75
School Security Updates		350	350			
School Playground Upgrades		150	150			
EESI - LED Lighting Project	2,328					
South Central - Doors	0	170				
West View - Doors	0	170				
Fall Branch - Door Controls / HVAC Controls	0	350				
Sulphur Springs - Door & Hardware / HVAC Controls-(Reduction)	0	185				
Boone Stadium Renovations		1,500				
Boone - Football Stadium Turf	750					
Crockett Stadium Renovations		1,500				
Crockett - Football Stadium Turf	750					
Dietary Kitchen Upgrades	600					
DBHS Replace Basketball Goals	70					
DCHS Replace Basketball Goals	60					
Gray Elementary School Playground Equipment-(Addition)		165				
System HVAC Controls (Except BCES)		1,700				
DBHS Concrete at Entrance & Curb		0				
DBHS Replace Galvanized Piping		400				
DCHS Replace Galvanized Piping		400				
BCES Athletic Complex		1,000				
Phase II-Boone HS Athletic Facilities		500				
Phase II-Crockett HS Athletic Facilities		500				
New Jonesborough K-8			2,550	2,550	2,550	2,550
Johnson City Schools Portion of Jonesborough K-8			500	500	500	500
DCHS Re-roof of Annex Buildings			568			
LES New Guttering & Downspouts			43			
LES Replacement of Walls & Fascia Panels			195			
LES Replace Glass in the Courtyard			160			
Old JES Renovation-Repurpose for Alt. School & C.O. Admin.-at 50%				1,056		
Old JES-Replacement of full HVAC System-at 50%				1,400		
New BCES-Add. Boiler, pump, pipping, etc.				120		
DCHS Reroof						3,550
Asbury Reroof						310
Transfer						
Total Expenditure Projection	6,323	10,514	5,944	6,717	4,629	8,641
Projected Fund Balance (Deficit)	4,772	475	807	426	2,194	10

Revisions to the 5-year Education Capital Plan

- Moved \$185,000 in unused 2022 funds for Sulphur Springs Elementary door and hardware/HVAC to 2023
- Moved \$165,000 in unspent 2022 Gray Elementary playground equipment to 2023
- Removed \$233,000 in 2023 Daniel Boone High concrete at entrance and curb (will utilize the school security updates funds in 2023)
- Reduced the Daniel Boone High and David Crockett High galvanized to \$400,000 each for 2023, down from \$450,000 and \$425,000 original estimate (the WCDE will cover any additional funds needed through their fund balance)
- Separated out the Johnson City Schools \$500,000 payment from the new Jonesborough K-8 school payment of \$2,550,000