

**WASHINGTON COUNTY
BOARD OF EDUCATION**

May 5, 2022

5:30 PM

Central Office

- I. CALL TO ORDER**
- II. CONSIDERATION OF MEETING AGENDA**
- III. APPROVAL OF MEETING MINUTES**
 - A.**
 - April 5, 2022 Work Session**
 - April 7, 2022 Regular Meeting**
 - April 11, 2022 Work Session**
 - April 19, 2022 Called Meeting**
 - April 26, 2022 Called Meeting & Workshop**
- IV. ANNOUNCEMENTS**
 - A. National Teacher Appreciation Week**
May 2-6, 2022
 - B. Professional Development Day; No students**
May 3, 9, 16, 2022
 - C. Teacher of the Year Banquet; Grace Meadows Farm**
May 12, 2022; 6:00 p.m.
 - D. Asbury Graduation; Daniel Boone High School**
May 13, 2022; 6:00 p.m.
 - E. County Commission Meeting to present FY23 Budget**
May 18, 2022; 5:00 p.m.
 - F. Graduation; E.T.S.U. Mini-dome**
May 21, 2022
David Crockett High 9:00 a.m.
Daniel Boone High 1:00 p.m.
 - G. Board Monthly Workshop**
May 24, 2022; 5:00 p.m.
 - H. Last Student Day (Abbreviated)**
May 25, 2022
 - I. Memorial Day; District Offices Closed**
May 30, 2022
- V. SUPERINTENDENT'S REPORT**
 - A. We Are Washington County, Clayton Moorhouse**

- B. **Enrollment Update**
- C. **Field Trips Report**
- D. **Maintenance Report**
- E. **Monthly Financials**
 - 1. **General Fund March 2022 Revenue Analysis Report**
 - 2. **Sales Tax Analysis March 2022**
 - 3. **Narrative**
 - 4. **General Fund March 2022 Payables**
 - 5. **General Fund March 2022 Expense Report**
 - 6. **General Fund March 2022 Balance Report**
 - 7. **Federal Fund March 2022 Payables Report**
 - 8. **Federal Fund March 2022 Expense Report**
 - 9. **Federal Fund March 2022 Balance**
 - 10. **Dietary Fund March 2022 Financial Overview**
- F. **Personnel Report**
- G. **Grants Report**
- H. **Other**

VI. CONSIDERATION OF CONSENT AGENDA

A. PURCHASES

- 1. **Purchase Orders**
 - 1. **Purchase Order 5635; Gov. Connection; Chromebooks(24) & Academic Google Chrome OS Mang. License(24) (Gray Elementary School); State Contract TCPN TN 41216547; \$11,905.92; Line Item 72250499**
 - 2. **Purchase Order 5456; Trane(Sole Source Provider); HVAC Residential Training System(for NC3 Certification Program at Daniel Boone High) & Installation; \$36,601.00; Line Item 71300730**
 - 3. **Purchase Order 34387; Reality Works; Electric Wiring Kit (2)& Wall Panel(4), Real Career guide Weld w/mig&stick(1); Electrician Scenario Cards(1), Plant Mini Educational Hydroponies System Class(1), Measurement Math Training Kit, Food Truck Design Kit (2);Sulphur Springs Elementary; \$15,189.06; CO-OP Pricing,TIPS Contract 210301; Best For All Grant; Line Item 142E71100429-938**
 - 4. **Purchase Order 34403; Frontier Health; School Based Behavioral Health Student Assistance Counselors (Lamar, Grandview, Sulphur Springs, Fall Branch, Boones Creek, and Jonesborough Middle Schools); \$23,333.34; ELC Grant; Line Item 142E72130399940**
 - 5. **Purchase Order 34316; Generation Genius, Inc.(Sole Source); Generation Genius License for Science Videos & Lessons; Fall Branch, Sulphur Springs, Grandview, Ridgeview, South Central, West View, Lamar, Gray, Jonesborough Middle, Boones Creek, and University School; \$10,121.00; ESSER 2.0; Line Item 142E71100429934**

6. **Purchase Order 5462; Grainger; Items for Technical Certificate in Welding (Invertec (6), Aspect 230 Tig Weld (3), Pipefab) ; David Crockett High CTE Welding Class; \$73,356.31; Omnia Partners Co-op; Line Item 71300-730**
 7. **Purchase Order 4061; Aristotle Insight; Renewal of license(5/1/22-5/1/23) for AristotleK12(updates,phone support,hardware support & warranty, customer success program, PC/Mac Connections,Chromebook Connections, Ipad Connections); System-wide; \$11,283.03; Line item 72250399**
 8. **Purchase Order 4055; Nearpod Software Renewal(5/1/2022-4/30/2023); System-wide; \$16,050.00; Line item 72250399**
2. **Gray Elementary School Playground Equipment; not to exceed \$165,000.00; funded by the County Educational Capital Fund**
- B. AGREEMENTS**
1. **MOA Frontier Health for Project B.A.S.I.C. Program at Jonesborough Elementary**
 2. **MOU with Frontier Health for School-Based Behavioral Health Liaison(David Crockett & Daniel Boone High Schools, Jonesborough Middle, Boones Creek Elementary, Grandview Elementary, and Lamar Elementary Schools**
- C. Overnight Field Trip Requests**
1. **David Crockett High School:**
NJROTC: Leadership Academy; Smyrna, TN; June 26-30, 2022
Girls' Basketball Team: Competition
 Johnson University(Knoxville, TN); June 6-8, 2022
Boy's Basketball Team: Team Camp
 Marshall University(Huntington, WV); June 17-18, 2022
- D. Items to be declared as surplus and sold on GovDeals**
- VII. DISCUSSIONS/PRESENTATIONS**
- A. **Consideration of FY23 Dietary Budget**
 - B. **Update the County Education Capital Fund Projects Plan, as presented**
 - C. **Reapproval of FY23 Budget with updated BEP estimate**
 - D. **Board Policy Review, Section 5**
 1. **Policy 5.310 - Vacation & Holidays (First Reading)**
 2. **Policies 5.610 & 5.6101 - Supplemental Pay Schedule**
- VIII. WCEA - New Teacher Salary Schedule**
- IX. ADJOURNMENT**

The Washington County Board of Education met on April 5, 2022 at 5:00 p.m. for a FY23 GP Budget Work Session. Those present were Chairman Jason Day, Vice-Chair Mike Masters, Mary Beth Dellinger, Whitney Riddle, David Hammond, Keith Ervin, Chad Fleenor, Mitch Meredith, and Annette Buchanan.

Superintendent Jerry Boyd presented binders with FY23 Budget Changes, FY23 Budget Draft, FY23 itemized requests by schools, cost per school analysis, FY22 Salaries, FY22 Salary Schedules, and FY22 Dietary.

Mr. Boyd began with presenting salary schedules: Tennessee Minimum Salary Schedule and the current Washington County Schools with comparison to surrounding school systems.

It was noted on the system's current certified schedule that some certified employees receive no step-increase from years 11-19, with other areas where no step-increase exists for multiple years.

Mr. Riddle asked about adjusting the salary schedule to giving a percentage for every year of service. Board members requested calculations for cost to adjust the scaled comparable to Sullivan County.

Mr. Boyd led the board through the itemized requests per school, district staff, as well as the reoccurring operational cost.

The Board agreed to set a \$8 million budget increase as the targeted amount for the FY23 GP budget allowing for salary and additional requested items. The Board directed Superintendent Boyd and Chief Financial Officer Brad Hale to calculate the salary schedule request and report the findings at an upcoming work session.

The meeting was adjourned.

WASHINGTON COUNTY BOARD OF EDUCATION

April 7, 2022; 5:30 PM; Central Office

Those present were Chairman Jason Day, Vice-Chair Mike Masters, Mary Beth Dellinger, Whitney Riddle, David Hammond, Keith Ervin, Chad Fleenor, Mitch Meredith, and Annette Buchanan.

I. CALL TO ORDER

Chairman Day called the meeting to order. Following a moment of silence, led the pledge to the flag.

II. RECOGNITIONS

A. Report on SCOPE Conference:

Daniel Boone High School

Elijah Gouge

Ella Gray

David Crockett High School

Caleb Corso

Raven Dixon

Superintendent Jerry Boyd presented Elijah Gouge and Raven Dixon with a certificate of recognition for attending the SCOPE Conference. The students shared about their experience. Ella Gray and Caleb Corso were not present.

B. Becky Miller, Project Adam; Heart Safe Schools Presentation

Superintendent Boyd called on Coordinated School Health Director, Kelly Wagner. Ms. Wagner introduced Becky Miller. Ms. Miller presented each school with a banner for recognition of being designated as a Heart Safe Schools.

II. CONSIDERATION OF MEETING AGENDA

Mike Masters moved for approval of the meeting agenda with addition of change order for LED lighting project. Chad Fleenor seconded the motion which carried on roll call vote:

- Mike Masters: yes
- Whitney Riddle: yes
- Keith Ervin: yes
- Annette Buchanan: yes
- Jason Day: yes
- Mary Beth Dellinger: yes
- Chad Fleenor: yes
- David Hammond: yes
- Mitch Meredith: yes

David Hammond as amended. Whitney Riddle seconded the motion which carried on roll call vote:

- Mike Masters: yes

- Whitney Riddle: yes
- Keith Ervin: yes
- Annette Buchanan: yes
- Jason Day: yes
- Mary Beth Dellinger: yes
- Chad Fleenor: yes
- David Hammond: yes
- Mitch Meredith: yes

IV. APPROVAL OF MEETING MINUTES

A. March 3, 2022

B. Workshop - March 21, 2022

Mike Masters approval of minutes. Annette Buchanan seconded the motion which carried on roll call vote:

- Mike Masters: yes
- Whitney Riddle: yes
- Keith Ervin: yes
- Annette Buchanan: yes
- Jason Day: yes
- Mary Beth Dellinger: yes
- Chad Fleenor: yes
- David Hammond: yes
- Mitch Meredith: yes

V. REQUEST TO ADDRESS THE BOARD

A. Rachael Bates - School Violence

Ms. Bates shared her concerns of the recent student altercations at David Crockett High. She urged for more resources and support be made available.

VI. ANNOUNCEMENTS

A. April 12, 2022, 7:00 p.m. - Top Ten Percent Banquet; Millennium Center

B. April 15, 2022 - Good Friday; Schools and District Offices Closed

C. April 19, 2022; 5:00 p.m. - FY23 Budget Work Session

D. April 26, 2022; 5:00 p.m. - FY23 Budget Called Meeting; Monthly Workshop

E. April 28, 2022; 5:00 p.m. - FY23 Budget Called Board Meeting

VII. SUPERINTENDENT'S REPORT

A. We Are Washington County - Christina Yan

Ms. Yan shared highlights of students and schools for the month of March.

B. Enrollment Update

C. Field Trips Report

D. Maintenance Report

E. Monthly Financials

F. Personnel Report

G. Grants Report

H. Other

1. High School Curriculum Website

Deputy Chief of Academics, Ashley Keys, gave an overview of the high school curriculum guide that is available to parents and students on the system's website.

2. Update on New Jonesborough School Building Project

Superintendent Boyd reported he had attended the design committee meeting the prior day at the Visitor's Center. The committee viewed a 3D rendering of the school plan. He said the presentation will be provided to the Board in May or June.

VIII. CONSIDERATION OF CONSENT AGENDA

Chad Fleenor moved for approval of the consent agenda. David Hammond seconded the motion which carried on roll call vote:

- Mike Masters: yes
- Whitney Riddle: yes
- Keith Ervin: yes
- Annette Buchanan: yes
- Jason Day: yes
- Mary Beth Dellinger: yes
- Chad Fleenor: yes
- David Hammond: yes
- Mitch Meredith: yes

A. Contracts/Agreements

1. Blackburn, Childress, & Stegall Proposal for pre-monitoring related to ESSER funds; Funding: Fiscal Pre-Monitoring Grant; Federal Projects - Line Item 142E72510-399, 3 digit grant code TBD

B. Purchases

1. Hot Food Wells Repair at Daniel Boone High and David Crockett High; Sourcewell Contract 091918-TMK; Funded by Dietary Fund Balance; Line item 143E 73100-710; \$18,764.45

2. First Horizon Student Management Module for School Nutrition Department; \$20,386.00; Line item 143E 73100-399

3. Approval of Purchase Orders

1. PO 5408 Inspire Business Interiors; Omnia Co-op; Line item 72620499; \$27,538.45; Boones Creek Elementary (relocation of computer lab from Asbury); District Learning Center-Furniture & Accessories(storage cabinet,shelf kit,desk, bookcase,office desk chair, connecting chairs, stack chairs, desk, standing tables/desk, stools, credenza w/shelf)

2. PO 34381; American Esoteric Laboratories(COVID testing contracted);Line item 142E72120399940; \$21, 840.00; All schools

3. PO 34314; Amazon; Line item 93772120599; ESSER 3.0; System-wide; \$42,000.00; Calming Area/Self Regulation Tools(Nursing & Counseling)

C. Out of State/Overnight Trip Requests

1. Daniel Boone High

1. Agriculture/Animal Science Class; TN Beef Agribition, Lebanon, TN March12-13, 2022

2. David Crockett High

**1. NJROTC; Patriot's Point Naval Museum, Mt. Pleasant, SC March 17-19, 2022
Softball Team; Tournament, Murfreesboro, TN March 25-27, 2022
HOSA; State Leadership Conference, Knoxville, TN March 27-30, 2022
Madrigals; All-State Honor Choir, Nashville, TN April 26-30, 2022**

D. Approval for 2 out of service conventional school buses to be converted into Coordinated School Health Activity Buses

E. Optional 403(b) Retirement Plan Consolidation

F. Items to be declared as surplus and sold on GovDeals, as presented

IX. DISCUSSIONS/PRESENTATIONS

A. First Horizon Student Management Module Hardware; \$10, 615.00; Line Item 143E 73100-710

Chad Fleenor move for approval of hardware. Mary Beth Dellinger seconded the motion which carried on roll call vote:

- Mike Masters: yes
- Whitney Riddle: yes
- Keith Ervin: yes
- Annette Buchanan: yes
- Jason Day: yes
- Mary Beth Dellinger: yes
- Chad Fleenor: yes
- David Hammond: yes
- Mitch Meredith: yes

B. Approval of FY22 COVID-19 one-time bonus pay for employees employed as of January 1, 2022 ; Full-time employees (\$350.00), Part-time employees (\$175.00); (\$435,426.18). Reimbursed by ESSER 1 Grant

Mary Beth Dellinger moved for approval of covid one-time pay. Mike Masters seconded the motion which carried on roll call vote:

- Mike Masters: yes
- Whitney Riddle: yes
- Keith Ervin: yes
- Annette Buchanan: yes
- Jason Day: yes
- Mary Beth Dellinger: yes
- Chad Fleenor: yes
- David Hammond: yes
- Mitch Meredith: yes

X. WCEA, Regina Hensley - Tennessee Investment in Student Achievement (TISA)

Ms. Hensley said it has been great to have a “normal” school year, following the COVID-19 pandemic. She share the retired teacher banquet at Sulphur Springs Elementary was a great success. Ms. Hensley presented a TISA Analysis handout provided by TEA (Tennessee Education Association).

XI. ADJOURNMENT

WASHINGTON COUNTY BOARD OF EDUCATION

April 19, 2022; 5:00 PM; Central Office

Those present were Chairman Jason Day, Vice-Chair Mike Masters, Mary Beth Dellinger, Whitney Riddle, David Hammond, Keith Ervin, Chad Fleenor, Mitch Meredith, and Annette Buchanan. Others present were Superintendent Jerry S. Boyd, Town of Jonesborough Mayor Chuck Vest, Former Town Administrator Bob Browning, and Washington County Mayor Joe Grandy.

New Jonesborough K-8 Project Updates

Aaron Brumo of Clark Nexsum Architects, presented a 3D virtual tour of the new school building plan.

Boones Creek Athletic Fields - James Hanson & Wayne Woods, Burleson Construction Company

Washington County Mayor, Joe Grandy, and James Hanson of Burleson Construction Company presented two plans for the athletic fields at Boones Creek Elementary: 1) December 1, 2022 at the estimated cost of \$5,544,095.00 and 2) March 28, 2022 at the estimated cost of \$2,345,857.00.

The plan dated March 28 includes: baseball field (2), softball field (2), fencing, special in-field dirt, landscaping, grass field, and dugouts.

The county request to know the direction the Board would like to proceed.

The Board will discuss the project at the April 26 meeting.

FY23 GP Budget

Superintendent Boyd presented Option Z for revised certified scaled. Mr. Boyd said the option does bring the school system into comparable range with neighboring systems.

Discussion:

Ms. Dellinger expressed still wanting to consider Option-C for the Certified Salary Scale increase.

Mr. Fleenor and Mr. Riddle supported Option A. This option impacts the teaching employees with a greater immediate impact on lower to mid-level experienced teachers.

Ms. Buchanan said the mid-years of service is a greater problem. She believes Option Z is a better long-term solution.

Mr. Riddle would like to narrow down the number of lanes (different classes - BA, BA+10, etc.).

Chad Fleenor moved for approval of option "A," as the new certified salary schedule. Whitney Riddle seconded the motion which carried on roll call vote:

- Mike Masters: yes
- Whitney Riddle: yes
- Keith Ervin: no
- Annette Buchanan: no
- Jason Day: yes
- Mary Beth Dellinger: no
- Chad Fleenor: yes
- David Hammond: yes
- Mitch Meredith: yes

Discussion began pertaining to classified staff salaries.

CFO Brad Hale estimated the cost for a 6% raise for classified employees across the board to be \$693,660 and \$578,050 for 5%.

Discussion:

Mr. Fleenor asked for classified staff salaries be compared to neighboring systems.

Mr. Boyd said he had been reviewing the comparison and it would be a significant financial investment to make it comparable.

Mr. Masters said he would like to continue adjusting the scales separate beginning with certified, classified, and then Administrators and Senior Staff.

It was noted the positions of (Chiefs, Principals, & Assistant Principals) were excluded from the certified scale cost projection.

Mr. Ervin desires to get all classified employees to at least a minimum starting pay of \$12.00.

Mr. Day offered option to bring employees up to \$12.00 and employees currently at \$12.00 and more to receive 6% raise.

It was expressed to determine a cost for the increase to \$12.00 before making a decision.

Mr. Boyd asked to allow himself and Mr. Hale to determine the number of employees below \$12.00 and report at the next meeting.

The Board gave Mr. Hale direction to start all effected pay scales at a \$12.00 per hour minimum with the same existing step increase percentage applied to those pay scales.

After discussion of this scenario, Chad Fleenor moved for a 6% raise for classified staff. Mike Masters seconded the motion which carried on roll call vote:

- Mike Masters: yes
- Whitney Riddle: yes
- Keith Ervin: no
- Annette Buchanan: yes
- Jason Day: yes
- Mary Beth Dellinger: yes
- Chad Fleenor: yes
- David Hammond: yes
- Mitch Meredith: yes

Annette Buchanan made a motion in support of the new certified salary scale, option “A.” Mary Beth Dellinger seconded the motion which carried on roll call vote:

- Mike Masters: yes
- Whitney Riddle: yes
- Keith Ervin: no
- Annette Buchanan: yes
- Jason Day: yes
- Mary Beth Dellinger: yes
- Chad Fleenor: yes
- David Hammond: yes
- Mitch Meredith: yes

The meeting was adjourned.

The Washington County Board of Education met for a FY23 GP Work Session April 11, 2022 at 5:00 p.m.

Those present were Chairman Jason Day, Vice-Chair Mike Masters, Mary Beth Dellinger, Whitney Riddle, David Hammond, Keith Ervin, Chad Fleenor, Mitch Meredith, and Annette Buchanan.

Mr. Boyd, as requested, presented 4 options (A,B,C,D) to adjust the certified salary schedule in an effort for employees to receive an automatic step increase with each year of service and to make the system's pay more comparable with surrounding school systems.

Mr. Fleenor asked the cost to give 3% and 5% raise to classified staff. CFO Brad Hale responded with estimates of \$346,830 (3%), \$578,050 (5%), and \$693,660 (6%).

Mr. Riddle said Option "A" reaches all employees.

Chairman Day asked what the Board needs to decide from the meeting.

Superintendent Boyd requested the Board agree to a number to spend on adjusting the certified salary schedule.

It was agreed to focus on the certified scale and then review classified staff.

The Board set \$4.5 million as the target for the certified adjustment. The Board will review Option A with the calculated \$4.5 million and the cost of a 6% raise for classified staff.

Mr. Boyd will continue to review the requested items per school and departments and bring recommendation to the Board.

Ms. Buchanan suggested the review of salary schedules be part of the Board's Annual Agenda.

The meeting was adjourned.

WASHINGTON COUNTY BOARD OF EDUCATION

April 26, 2022; 5:00 PM

The Board of Education met in called session in the Board Room of Central Office. Those present were Chairman Jason Day, Vice-Chair Mike Masters, Mary Beth Dellinger, Whitney Riddle, David Hammond, Keith Ervin, Chad Fleenor, Mitch Meredith, Annette Buchanan, and Superintendent Jerry Boyd.

I. CALL TO ORDER

Chairman Day called the meeting to order.

II. FY23 GP Budget

Mike Masters moved to accept the FY23 GP Budget (this includes approval of an updated senior leadership and administrator pay schedule), as presented. Mary Beth Dellinger seconded the motion, which carried on roll call vote:

- Mike Masters: yes
- Whitney Riddle: yes
- Keith Ervin: yes
- Annette Buchanan: yes
- Jason Day: yes
- Mary Beth Dellinger: yes
- Chad Fleenor: yes
- David Hammond: yes
- Mitch Meredith: yes

III. Consider Board Recommendation for Boones Creek Athletic Fields Project

Mr. Boyd said the County is looking form a task force, to include Board members, in developing a plan to move forward with the athletic fields at Boones Creek Elementary.

Mary Beth Dellinger nominated Chad Fleenor, Whitney Riddle, and David Hammond to serve on the task force. Annette Buchanan seconded the motion, which carried on roll call vote:

- Mike Masters: yes
- Whitney Riddle: yes
- Keith Ervin: yes
- Annette Buchanan: yes
- Jason Day: yes
- Mary Beth Dellinger: yes
- Chad Fleenor: abstain (with conflict)
- David Hammond: yes
- Mitch Meredith: yes

IV. ADJOURNMENT

WASHINGTON COUNTY BOARD OF EDUCATION

April 26, 2022; 5:30 PM

The Washington County Board of Education met for a workshop in the Board Room of the Central Office. Those present were Chairman Jason Day, Vice-Chair Mike Masters, Mary Beth Dellinger, Whitney Riddle, David Hammond, Keith Ervin, Chad Fleenor, Mitch Meredith, Annette Buchanan, and Superintendent Jerry Boyd.

I. Call to Order

Chairman Day called the meeting to order.

Chairman Day moved Gray Elementary Principal, Amy Lawson, to the first item.

Ms. Lawson presented a proposal for new playgrounds: PreK-K; Grades 3-6; and current swings area in grades 1-3.

The Board will consider approval to fund the playground project at the May 5th meeting.

Mr. Meredith asked about funding the project with the Educational Capital Fund. Superintendent Boyd said yes, that would be his recommendation.

Mr. Boyd will inform the HEW Committee of an upcoming request for the project funding.

II. Academics

A. Crystal Fink - CTE Presentation

Ms. Fink presented a PowerPoint that overviewed the current high school CTE programs and the new programs to begin in the fall for school year 2022-2023. The presentation also highlighted the Work Keys results for Work Keys, Industry certifications achieved (Adobe, CompTIA, etc.), dual credits earned with North East State. Ms. Fink noted new monies (\$1,000,000.00) for every high school in Tennessee for CTE.

III. Business/Finance

A. Monthly Financials

Chief Financial Officer, Brad Hale, reviewed the revenue analysis compared to this time last year that showed an increase in revenue/sales tax. Mr. Hale also provided an overview of the Dietary Funds for the month of March.

1. General Fund March 2022 Revenue Analysis Report

2. Sales Tax Analysis March 2022

3. Narrative

4. General Fund March 2022 Payables
5. General Fund March 2022 Expense Report
6. General Fund March 2022 Balance Report
7. Federal Fund March 2022 Payables Report
8. Federal Fund March 2022 Expense Report
9. Federal Fund March 2022 Balance
10. Dietary Fund March 2022 Financial Overview

B. Purchase Orders

1. Purchase Order 5635; Gov. Connection; Chromebooks(24) & Academic Google Chrome OS Mang. License(24) (Gray Elementary School); State Contract TCPN TN 41216547; \$11,905.92; Line Item 72250499
2. Purchase Order 5456; Trane(Sole Source Provider); HVAC Residential Training System(for NC3 Certification Program at Daniel Boone High) & Installation; \$36,601.00; Line Item 71300730
3. Purchase Order 34387; Reality Works; Electric Wiring Kit (2)& Wall Panel(4), Real Career guide Weld w/mig&stick(1); Electrician Scenario Cards(1), Plant Mini Educational Hydroponies System Class(1), Measurement Math Training Kit, Food Truck Design Kit (2);Sulphur Springs Elementary; \$15,189.06; CO-OP Pricing,TIPS Contract 210301; Best For All Grant; Line Item 142E71100429-938
4. Purchase Order 34403; Frontier Health; School Based Behavioral Health Student Assistance Counselors (Lamar, Grandview, Sulphur Springs, Fall Branch, Boones Creek, and Jonesborough Middle Schools); \$23,333.34; ELC Grant; Line Item 142E72130399940
5. Purchase Order 34316; Generation Genius, Inc.(Sole Source); Generation Genius License for Science Videos & Lessons; Fall Branch, Sulphur Springs, Grandview, Ridgeview, South Central, West View, Lamar, Gray, Jonesborough Middle, Boones Creek, and University School; \$10,121.00; ESSER 2.0; Line Item 142E71100429934
6. Purchase Order 5462; Grainger; Items for Technical Certificate in Welding (Invertec (6), Aspect 230 Tig Weld (3), Pipefab) ; David Crockett High CTE Welding Class; \$73,356.31; Omnia Partners Co-op; Line Item 71300-730

IV. Operations

- A. Facilities Updates
- B. Gray Elementary Playground *(moved to beginning of the meeting)
- C. Items to be declared as surplus and sold on GovDeals
- D. SY22-23 Meal Prices

Chief Operations Officer, Jarrod Adams, provided the recommendation for SY22-23 meal prices for the Board's awareness. He said the free meals through USDA would be discontinued.

E. Tract of Property Available - Adjacent to David Crockett High School

The Board studied a tract of property for sale that joins the campus on the north side. The Board requested to ask the seller if purchasing 10-15 of the 133 acres would be considered.

V. Student Supports

A. MOA Frontier Health for Project B.A.S.I.C. Program at Jonesborough Elementary

B. MOU with Frontier Health for School-Based Behavioral Health Liaison(David Crockett & Daniel Boone High Schools, Jonesborough Middle, Boones Creek Elementary, Grandview Elementary, and Lamar Elementary Schools

VI. Superintendent

A. Meeting Minutes

1.

April 5, 2022 Work Session

April 7, 2022 Regular Meeting

April 11, 2022 Work Session

April 19, 2022 Called Meeting

B. Board Policy Review, Section 5

1. Policy 5.310 - Vacation & Holidays

2. Policy 5.6101 - Supplemental Pay Schedule

A revision of the policies will be forthcoming. Changes will be in part to 5.6101 due to the new certified pay schedule as well as to provide language in for the administrators 240 contract in policy 5.310.

B. FY23 GP School Budget -- Additional Discussions (if needed)

No discussion was held.

VII. Adjournment

School	-2	-1	K	1	2	3	4	5	6
Boones Creek Elementary School	2	23	105	77	120	91	80	76	86
Daniel Boone High School									
David Crockett High School									
Fall Branch Elementary School			24	42	24	26	22	31	22
Gray Elementary School		20	58	52	60	48	51	59	45
Grandview Elementary School	20	48	55	69	59	49	71	71	68
Jonesborough Elementary School		2	100	96	83	95	87		
Jonesborough Middle School								96	101
Lamar Elementary School	1	19	47	42	50	39	37	38	44
Ridgeview Elementary School	22	33	69	76	62	86	100	82	89
South Central Elementary School			28	21	21	11	16	18	32
Sulphur Springs Elementary School	2	1	45	35	44	40	32	34	33
University School			20	20	20	21	25	47	53
West View Elementary School		2	29	32	37	26	41	36	36
Tennessee Virtual Learning Academy									14
Total	47	148	580	562	580	532	562	588	623

7	8	9	10	11	12	Total
75	84					819
		289	302	329	248	1168
		312	318	268	249	1147
27	31					249
69	57					519
65	64					639
						463
101	105					403
45	43					405
71	73					763
23	39					209
38	42					346
52	51	70	70	79	70	598
41	48					328
11	8	18	13	17	4	85
618	645	689	703	693	571	8141

SCHOOL	DATE
Boones Creek Elementary	12-May-21
	12-May-21
	19-May-21
	19-May-21
	21-May-21
Fall Branch Elementary	7-May-21
	13-May-21
	13-May-21
Grandview Elementary	
Gray Elementary	4-May-21
	20-May-21
Jonesborough Elementary	
Jonesborough Middle	
Lamar Elementary	4-May-21
	6-May-21
	7-May-21
	7-May-21
	7-May-21
	11-May-21
	12-May-21
	18-May-21
	19-May-21
	20-May-21
Ridgeview Elementary	5-May-21
	5-May-21
	6-May-21
	6-May-21
	7-May-21
	11-May-21
	11-May-21
	12-May-21
	13-May-21
	13-May-21
	20-May-21
South Central Elementary	18-May-21
	19-May-21
	20-May-21
Sulphur Springs Elementary	
University School	
West View Elementary	
Daniel Boone High School	12-May-21
	13-May-21
	13-15-May-21
	19-25-June-21
	29-Jun-21

	23-27-July-21
David Crockett High School	6-May-21
	7-May-21
	7-8-May-21
	13-May-21
	11-May-21
	18-May-21
	18-May-21
	24-May-21
	7-9-June-21
	10-12-June-21
	13-20-June-21
	14-16-June-21
	17-19-June-21
	21-23-June-21
	23-27-June-21
	24-26-June-21
	28-Jun-21
	29-Jun-21
	30-Jun-21
	11-14-July-21
Summer Camp 2021	
DCHS	16-Jun-21
JMS	18-Jun-21
All Elementary	11-18-June-21
All Elementary	21-28-June-21
All Middle	22-28-June-21

DESTINATION

Doe River Gorge
BCE "Water Park"
Winged Deer Park
Warriors Path State Park
Bays Mountain Park
Cooper's Gem Mine & McDonald's
Wallabies
Bays Mountain Park
Sycamore Shoals Park
Gray Elementary Outdoor Campus
Hands on Discovery Center/Depot St Park
Rocky Mount Historic Site
Fenders Farm
Northeast St and TCAT Elizabethton/Food Court JC Mall
Bristol Caverns
Holiday Lanes; Winged Deer Park
Davy Crockett State Park
Warriors Path State Park
Tipton-Haynes Historic Site
Davy Crockett State Park
Bays Mountain Park
Clyde Austin 4-H Camp
Doe River Gorge
Rotary Park
Rotary Park
Doe River Gorge
Pathfinders Youth Camp
Bristol Caverns
Tipton-Haynes Historic Site
Pathfinders Youth Camp
Paradise Acres
Metro Kiwanis Park
Kingsport Aquatic Center
South Central Ruritan Field
Appalachian Fair Grounds
SS; FB; RV; BCE
TN Charolais Field Day
Nation Level Supervised Agricultural Experience
FFA State Convention

National JROTC Academic Bowl Championship
NESCC Main Campus
Davy Crockett Birthplace
Davy Crockett Birthplace
TCAT - WELD Certification Test
Breakout Games
TCAT Cosmetology
Holiday Lanes & Mellow Mushroom
Northeast State - EMT National Registry Re-test
Summer Camp - Basketball Team
UNC - Asheville - Basketball Team
Disney World
FFA Leadership Training Camp
Girls Basketball - Play Competition
Girls Basketball - Play Competition
Gary Anderson CMP Competition Cheer Center
Mars Hill - Summer Camp - Basketball Team
FFA State Convention
FFA State Convention
FFA State Convention
The Park Vista (Doubletree)
Brights Zoo
Bays Mountain Park
Brights Zoo
Cooper's Gem Mine
Pathfinders Youth Camp

LOCATION	GRADE LEVEL
Hampton, TN	8th Grade
Johnson City, TN	Pre-K
Johnson City, TN	Kindergarten
Kingsport, TN	2nd Grade
Kingsport, TN	5th Grade
Blountville, TN	1st and 2nd
Johnson City, TN	3rd Gr HR
Kingsport, TN	Kindergarten
Elizabethton, TN	8th Grade
Gray, TN	Pre-K
Gray, TN/Jonesborough, TN	K-8 CDC
Piney Flats, TN	2nd
Jonesborough, TN	Kindergarten
Elizabethton, TN/Johnson City, TN	8th Grade
Piney Flats, TN	5th Grade
Johnson City, TN	7th Grade
Limestone, TN	6th Grade
Kingsport, TN	8th Grade
Johnson City, TN	3rd Grade
Limestone, TN	1st Grade
Kingsport, TN	2nd Grade
Greeneville, TN	5th Grade
Hampton, TN	8th Grade
Johnson City, TN	Kindergarten
Johnson City, TN	Kindergarten
Hampton, TN	3rd Grade
Kingsport, TN	6th Grade
Piney Flats, TN	4th Grade
Johnson City, TN	1st Grade
Kingsport, TN	7th Grade
Johnson City, TN	8th Grade
Johnson City, TN	7th & 8th Grade
Kingsport, TN	7th & 8th Grade
Chuckey, TN	6th Grade
Gray, TN	10th - 12th Grade
Sulphur Springs, TN - Boones Creek, TN	9th - 11th Grade
Dyersburg, TN	10th Grade
Perry, GA	10th
Gatlinburg, TN	10-12 FFA

Washington, DC	10th - 11th Grade
Blountville, TN	12th Grade
Limestone, TN	9-12 Grade FCCLA
Limestone, TN	12th Grade EMT Certification
Elizabethton, TN	10th - 12th Grade
Asheville, NC	12th Grade - CNA Students
Elizabethton, TN	12 Grade
Johnson City, TN	9-12 CDC
Blountville, TN	12th Grade
Knoxville, TN	9th-12th Grade
Asheville, NC	
Orlando, FL	9-12 FCCLA
Sevierville, TN	9th-12th Grade
Corbin, KY	9th-12th Grade
Cleveland, TN	9th-12th Grade
Port Clinton, OH	11th-12th Grade
Marshall, NC	
Gatlinburg, TN	9-12 FFA
Gatlinburg, TN	9-12 FFA
Gatlinburg, TN	9-12 FFA
Gatlinburg, TN	9-12 Cheerleaders
Limestone, TN	9-12 CDC Students
Kingsport, TN	5th - 8th Grade
Limestone, TN	1st - 2nd Grade
Blountville, TN	3rd - 5th Grade
Kingsport, TN	6th - 8th Grade

Overnight
Day
Day
Day
Day
Day
Day
Day
Day
Overnight
Overnight
Overnight
Overnight
Overnight
Overnight
Overnight
Overnight
Overnight
Day
Day
Day
Overnight
Day
Day
Day
Day
Day

SCHOOL	DATE
Asbury	15-Dec-21
	4-Feb-22
	17-Feb-22
	4-Mar-22
	8-Apr-22
	12-May-22
Boones Creek Elementary	24-Aug-21
	12-Oct-21
	13-Oct-21
	15-Oct-21
	12-15-Oct-2021
	16-Nov-21
	8-Dec-21
	15-Dec-21
	14-16-Dec-2021
	24-Feb-22
	10-May-22
	11-May-22
	12-May-22
	13-May-22
	13-May-22
	17-May-22
	17-May-22
	18-May-22
	19-May-22
	20-May-22
Fall Branch Elementary	24-Aug-21
	24-Aug-21
	25-Aug-21
	19-Oct-21
	18-Nov-21
	8-Dec-21
	15-Dec-21
	15-Dec-21
	16-Dec-21
	4-Mar-22
	2-Mar-22
	11-Mar-22
	22-Apr-22
	12-May-22
	12-May-22
	12-May-22
	17-May-22
	17-May-22

	18-May-22
Grandview Elementary	8-Sep-21
	21-Sep-21
	9-Oct-21
	20-Oct-21
	22-Oct-21
	28-Oct-21
	9-Nov-21
	15-Nov-21
	19-Nov-21
	7-Dec-21
	28-Jan-22
	10-12-Feb-22
	25-Feb-22
	17-Mar-22
	10-May-22
	11-May-22
	18-May-22
	20-May-22
	23-Mar-22
	24-Mar-22
	4-May-22
	10-May-22
	10-May-22
	11-May-22
	12-May-22
	17-20-May-2022
	19-May-22
Gray Elementary	24-Aug-21
	21-Sep-21
	22-Oct-21
	17-Nov-21
	16-Dec-21
	24-Feb-22
	5-May-22
	5-May-22
	12-May-22
*Cancelled per email 4/22/	12-May-22
	12-May-22
	13-May-22
	17-May-22
	18-May-22
	19-May-22
	20-May-22
	20-May-22

Jonesborough Elementary	25-Aug-21
	15-Oct-21
	29-Oct-21
	3-Nov-21
	4-Nov-21
	8-Dec-21
	13-Dec-21
	14-Dec-21
	15-Dec-21
	16-Dec-21
	20-Apr-22
	10-May-22
	11-May-22
	11-May-22
	11-May-22
	24-May-22
Jonesborough Middle	8-Sep-21
	23-24-Oct-2021
	24-Feb-22
	15-Dec-21
	4-May-22
*Cancelled per email 4/27	11-May-22
	12-May-22
	13-May-22
	18-May-22
Lamar Elementary	25-Aug-21
	8-Sep-21
	29-Sep-21
	22-Oct-21
	16-Nov-21
	22-Nov-21
	8-Dec-21
	14-Dec-21
	15-Dec-21
	15-Dec-21
	16-Dec-21
	11-Jan-22
	23-Feb-22
	4-May-22
	5-May-22
	6-May-22
	6-May-22
	10-May-22
	11-May-22

	11-May-22
	11-May-22
	12-May-22
	12-May-22
	13-May-22
	17-May-22
	18-May-22
	18-May-22
	18-May-22
Ridgeview Elementary	25-Aug-21
	21-Sep-21
	24-Sep-21
	29-Oct-21
	22-Nov-21
	14-Dec-21
	21-Jan-22
	11-12-Feb-22
	25-Feb-22
	2-Mar-22
	10-Mar-22
	18-Mar-22
	8-Apr-22
	12-Apr-22
	13-Apr-22
	4-May-22
	5-May-22
	6-May-22
	6-May-22
	10-May-22
	10-May-22
	10-May-22
	11-May-22
	12-May-22
	12-May-22
	12-May-22
	13-May-22
	17-May-22
	17-May-22
	18-May-22
	18-May-22
	19-May-22
	20-May-22
	23-May-22
	23-May-22
South Central Elementary	8-Sep-21

	21-22-Oct-2021
	28-Oct-21
	29-Oct-21
	8-Dec-21
	15-Dec-21
	16-Dec-21
	3-Feb-22
	4-Feb-22
	9-Feb-22
	16-Feb-22
	17-Mar-22
Cancelled per call 4/26/22	12-13-May-22
	25-Feb-22
	12-Apr-22
	14-Apr-22
	16-May-22
	17-May-22
	18-May-22
	19-May-22
	19-May-22
	20-May-22
	23-May-22
Sulphur Springs Elementary	25-Aug-21
	8-Dec-21
	26-Jan-22
	14-Dec-21
	7-Mar-22
	11-12-Feb-22
	5-May-22
	6-May-22
	10-May-22
	10-May-22
	11-May-22
	11-May-22
	19-May-22
	19-May-22
University School	
West View Elementary	8-Sep-21
	10-Dec-21
	13-Dec-21
	14-Dec-21
	23-Feb-22
	6-May-22
	11-May-22
	11-May-22

	13-May-22
	17-May-22
	18-May-22
	19-May-22
	20-May-22
	24-May-22
	24-May-22
Daniel Boone High School	25-Aug-21
	25-Aug-21
	25-Aug-21
	27-Aug-21
	27-Aug-21
	13-Sep-21
	14-Sep-21
	16-Sep-21
	17-18-Sep-2021
	18-Sep-21
	23-Sep-21
	25-Sep-21
	28-Sep-21
	29-Sep-21
	29-Sep-21
	29-Sep-21
	30-Sep-21
	30-Sep-21
	1-Oct-21
	2-Oct-21
	2-Oct-21
	7-8-Oct-21
	13-16-Oct-21
	15-Oct-21
	16-Oct-21
	19-Oct-21
	21-23-Oct-21
	23-Oct-21
	25-Oct-21
	27-Oct-21
	29-Oct-21
	30-Oct-21
	5-Nov-21
	6-Nov-21
	9-Nov-21
	14-20-Nov-2021
	18-20-Nov-2021
	19-Nov-21
	20-Nov-21

	22-Nov-21
	23-Nov-21
	23-Nov-21
	TBD Nov 2021
	TBD Nov 2021
	TBD Nov 2021
	7-Dec-21
	7-Dec-21
	10-Dec-21
	10-Dec-21
	14-Dec-21
	15-Dec-21
	16-Dec-21
	16-Dec-21
	TBD Dec 2021
	TBD Dec 2021
	TBD Dec 2021
	TBD Dec 2021
	15-Jan-22
	22-Jan-22
	TBD Jan 2022
	TBD Jan 2022
	TBD Jan 2022
	3-5-Feb-22
	TBD Feb 2022
	TBD Feb 2022
	TBD Feb 2022
	TBD Feb 2022
	TBD Feb 2022
	TBD Feb 2022
	TBD Feb 2022
	TBD Feb 2022
	10-Feb-22
	11-13-Feb-22
	16-Feb-22
	18-19-Feb-22
	23-Feb-22
	2-Mar-22
	4-Mar-22
	12-13 March 2022
	27-30-Mar-22
	28-30-Mar-22
	TBD Mar 2022
	1-3-Apr-22
	4-Apr-22
	4-Apr-22
	5-Apr-22

	8-Apr-22
	8-Apr-22
	8-Apr-22
	TBD Apr 2022
	9-Apr-22
	10-13-Apr-22
	21-Apr-22
	22-Apr-22
	22-Apr-22
	23-Apr-22
	27-Apr-22
	29-Apr-22
	29-Apr-22
	TBD Apr 2022
	TBD Apr 2022
	TBD Apr 2022
	TBD Apr 2022
	TBD Apr 2022
	TBD Apr 2022
	5-May-22
	6-May-22
	9-May-22
	10-May-22
	11-May-22
	11-May-22
	11-May-22
	12-May-22
	12-May-22
	13-May-22
	17-May-22
	19-May-22
	20-May-22
	TBD Jul 2022
	18-22-Jul-2022
	TBD Jul 2022
	26-Jun-22
	*June 2023
David Crockett High School	19-Aug-21
	27-Aug-21
	8-Sep-21
	11-Sep-21
	14-Sep-21
	16-Sep-21
	16-Sep-21
	24-Sep-21
	25-Sep-21

	29-Sep-21
	30-Sep-21
	30-Sep-21
	30-Sep-21
	1-Oct-21
	15-Oct-21
	15-Oct-21
	16-Oct-21
	17-Oct-21
	20-Oct-21
	20-Oct-21
	22-Oct-21
	23-Oct-21
	26-Oct-21
	30-Oct-21
	30-Oct-21
	3-Nov-21
	3-4-Nov-2021
	6-Nov-21
	18-Nov-21
	16-Nov-21
	18-20-Nov-2021
	19-Nov-21
	20-Nov-21
	21-Nov-21
	20-21-Nov-21
	23-Nov-21
	26-27-Nov-2021
	27-Nov-21
	4-10-Dec-2021
	15-Dec-21
	10-Dec-21
	14-Dec-21
	26 -31-Dec-2021
	27-31-Dec-2021
	11-Jan-22
	14-15-Jan-22
	15-Jan-22
	20-Jan-22
	3-5-Feb-22
	5-Feb-22
	5-Feb-22
	15-Feb-22
	17-Feb-22
	18-Feb-22
	19-Feb-22
	21-Feb-22

	4-Mar-22
	4-Mar-22
	4-5-Mar-22
	5-Mar-22
	8-Mar-22
	9-Mar-22
	10-Mar-22
	8-10-Mar-22
	17-19 March 2022
	24-Mar-22
	24-Mar-22
	25-27 March 2022
	3/25-4/3-2022
	3/26-3/30-2022
	27-30 March 2022
	3/31-4/2-2022
	3/31-4/2-2022
	7-Apr-22
	7-Apr-22
	10-13 April 2022
	14-16-April-2022
	15-Apr-22
	20-Apr-22
	21-23 April 2022
	23-Apr-22
	25-Apr-22
	26-Apr-22
	26-30 April 2022
	27-30-Apr-22
	27-30-Apr-22
	5-May-22
	5-May-22
	6-May-22
	10-May-22
	12-May-22
	12-May-22
	13-May-22
	10-May-22
	12-May-22
	20-May-22

DESTINATION
Shoe Carnival & Chick-Fil-A
Food City
TCAT
Food City
Eastman Credit Union
ETSU Mini Dome & Chick-Fil-A
Appalachian Fairgrounds
Fender's Farm
Fender's Farm
Fender's Farm
Fender's Farm
Rocky Mount
The Mall - Shop with a Cop
Shoe Carnival - Shoe Giveaway & Beef O' Brady's
Quantum Leap Trampoline Park
DBHS
On Campus Inflatable Party
Dollywood - Beta Club and Student Council
ETSU - Career Quest
Winged Deer Park
ETSU; Niswonger; JC Library; JC Mall
Quantum Leap & King Commons Park
Brights Zoo
Dollywood
Wallabies
Rocky Mount
Appalachian Fairgrounds
Appalachian Fairgrounds
Appalachian Fairgrounds
RCAM & ETSU
Bays Mountain Park; Lunch at Golden Corral
Mall & Pizza Plus
AMC Theaters & Food Court
Shoe Carnival
Hands On Museum
DBHS & JC Mall Food Court
Tipton Haynes Historic Site
Paradise Acres - EPIC Reward & JC Mall Food Court
Just Jump & Logan's Roadhouse
Carowinds Amusement Park *Cancelled per email 4/22/22*
Appalachian Caverns
Rotary Park
The Exchange Place
Warriors Path State Park - Duck Island & Playground

Wallabies
ETSU School of Music
Upper East Sectional State Qualifier - Cross Country Team
Anderson County Volleyball Tournament - Anderson County HS
Downtown Jonesborough - Heritage Alliance
Fender's Farm
Stickley Farms
Andrew Johnson's Home; Nathanael Greene Museum; Harden Park
Quantum Leap Trampoline Park
Paradise Acres Family Fun Park
Band Field Trip - JMS; Lamar; SC; WV to Grandview
DCHS and JC Mall Food Court
Girls Basketball Tournament
DCHS - High School Requirements - CTE Offerings
Grandview Elementary - Various Schools prepare for May Concert
Paradise Acres
Quantum Leap
Clyde Austin 4-H Center
Paradise Acres
Gray Fossil Site
Appalachian Caverns
The Funny Farm
Lamar - GV; JMS; SC; WV
DCHS
DCHS & The Mall Food Court
Wallabies
8th Grade Trip
University of TN - Grandview 4-H
Appalachian Fairgrounds
Upper East Sectional State Qualifier - Cross Country Team
Fender's Farm
TCAT Elizabethton & ETSU
Jonesborough Repertory Theatre - A Christmas Carol & JC Mall
DBHS; NE State; Dairy Queen
Barter Theatre; Burger King & McDonald's
Bays Mountain Park
Downtown Jonesborough; JC Mall; Kiwanis Park
Jonesborough Repertory; JC Mall Food Court; Kiwanis Park
ETSU & JC Mall
ETSU & JC Mall
Clyde Austin 4-H Center
Hands On/Fossil Site
Tipton Haynes Historic Site
Gray Fossil Site & McDonald's
Knoxville Zoo

Appalachian Fairgrounds
Stickley Farms
Fender's Farm
Quantum Leap Trampoline Park
Quantum Leap Trampoline Park
Shop with a Cop - JC Mall
Mall at JC - Christmas Shopping for students
Mall at JC - Christmas Shopping for students
Shoe Carnival; JC Mall; and Pizza Plus
Just Jump
Hands On Museum/Gray Fossil Site
Tipton Haynes Historic Site
Barter Theatre & Sugar Hollow Park
Brights Zoo
DCHS Agriculture Show
Holiday Lanes and JC Mall Food Court
ETSU School of Music
Rocky Top Sports World
DCHS
Shoe Carnival & Chick-Fil-A
Just Jump & Steele Creek Park
Grandfather Mountain
ETSU Mini Dome Career Quest & Kiwanis Park
ETSU Mini Dome Career Quest & Kiwanis Park
Dollywood
Appalachian Fairgrounds
ETSU School of Music
Fender's Farm
Fender's Farm
Gray Fossil Site; Lunch at Golden Corral
Wal-Mart & Pizza Plus - Builders Club - Christmas Lamar Students
JC Mall & Pizza Plus - Shop with a Cop
Hands On Museum
Shoe Carnival and Pizza Plus
Jonesborough Repertory Theatre - A Christmas Carol
Wellmont Performing Arts Center - NE State
Jonas Ridge Snow Tubing Park
DCHS - High School Requirements - CTE Offerings
Cooper's Gem Mine/Winged Deer Park
Fender's Farm
Holiday Lanes and Winged Deer Park
AMC Theatre & JC Mall
Various Schools - Concert Preparation - Rehearsal
Paradise Acres and JC Mall Food Court

DCHS
Tipton Haynes
Rocky Mount Historic Site
ETSU Mini Dome - Career Quest Fair
Golden Oak Park
Bristol Caverns
Pathfinders Youth Camp
Fender's Farm
AMC Theater & Willow Springs Park
Appalachian Fairgrounds
Upper East Sectional State Qualifier - Cross Country Team
Fender's Farm
Stickley Farms
AMC Theaters & Food Court
Shoe Carnival & Logans Roadhouse
Wolf Laurel - Reward trip for Color-Thon
Ross Robinson MS - Upper Area Jr. Clinic
DBHS & Dairy Queen
ETSU
Gray Fossil Site; Hands On Museum
Hands On Museum
Pathfinders Youth Camp
Blount Farms in Knox County
Clyde Austin 4-H Center
Dollywood
TCAT & Pizza Inn
Fender's Farm
Quantum Leap
Pathfinders Youth Camp
Weir Dam, Osceola Island, South Holston River
Doe River Gorge
Dollywood
Fender's Farm
Chuck E Cheese
Pathfinders Youth Camp
Quantum Leap
Rotary Park
Paradise Acres & JC Mall Food Court
Dollywood
Warpath Lanes
Warpath Lanes
Warpath Lanes
Warriors Path State Park
Paradise Acres
ETSU School of Music

Paradise Acres Family Fun Park - EPIC Rewards
West View - Sports Pictures
Fender's Farm
Shop with a Cop - Student/(s)
Shoe Carnival - Shoe Giveaway
Jonesborough Repertory Theatre & The Mall Food Court
Quantum Leap Trampoline Park
Quantum Leap Trampoline Park
NE State and TCAT
NE State and TCAT
DCHS
The Citadel and Patriots Point - 8th Grade Trip
DCHS
Olympia Bowling Lanes
Olympia Bowling Lanes
Dollywood
Knoxville Zoo
Davy Crockett Birthplace
Kingsport Aquatic Center
Kingsport Aquatic Center
Kingsport Aquatic Center
Brights Zoo & Davy Crockett Birthplace
Appalachian Fairgrounds
Mall & Pizza Plus
Quantum Leap Trampoline Park
Shoe Carnival & Lunch
Eastman's Toy F. Reid Employee Center (Charlotte's Web)
Ross Robinson MS - Upper Area Jr. Clinic
ETSU Mini Dome
Rocky Mount Historic Site
Bristol Caverns
Walters State Comm College
DBHS
Sulphur Springs Methodist Church Daycare
Pathfinders Youth Camp
Rocky Mount State Historical Site
ETSU School of Music
Paramount - Nutcracker Ballet & Lunch (Fast Food)
Marquee Cinemas
Shoe Carnival
DCHS
ETSU; Chick-Fil-A; Washington County Animal Shelter
DCHS
DCHS

ETSU Mini Dome
Davy Crockett Birthplace
DCHS - physicals for rising 9th graders
Quantum Leap & Willow Springs Park
AMC; Park
Quantum Leap
Just Jump
Ron Ramsey Center
TCAT Elizabethton
Bays Mountain Park
Appalachian Fairgrounds
Appalachian Fairgrounds
Camp ACC *Moved to 10-25-2021*
Washington County Ag Partnership Leadership and Career Tour
Watauga District Land Evaluation CDE
Volunteer Season Opener Air Rifle Match - Volunteer HS
Vallie View 5K Obstacle Run - Vallie View Farm
TCAT Elizabethton
DBHS Drill Jamboree - DBHS
La Carreta - Spanish Lab - Practice Spanish language
Watauga District Forestry CDE
La Carreta - Spanish Lab - Practice Spanish language
Ballad Health JCMCH and VA
Appalachian Fairgrounds
La Carreta - Spanish Lab - Practice Spanish language
East Tennessee Land Evaluation
Duck Island Orienteering "Beginners" - Warriors Path State Park
Volunteer HS Orienteering "Intermediate" - Warriors Path State Park
Montgomery Bell Academy Air Rifle Match
Trailblazer Shoulder to Shoulder Air Rifle Match - DBHS
El Vendao Tienda Guatemalteca (Grocery Store)
Dollywood - Key Club Fall Rally
UT Engineers Day - Arch & Engr Design
McDowell HS Shoulder to Shoulder Match - McDowell HS
Science Hill HS Drill Meet
Camp ACC *Moved from 9-13-2021*
The Barter Theatre
Appalachian Shoulder to Shoulder Match - DCHS
Tag Day (All Hands) - DBHS
Tipton Haynes Historic Site - "A Walk in their Boots"
South Iredell HS Drill Meet - South Iredell HS
Appalachian Fairgrounds - Cosmetology Students Competition
FFA - Feeder Schools - Promoting Agriculture Education
Maryville College - All East Honors Choir
R. S. Central HS Shoulder to Shoulder Match
TCAT Elizabethton

Sulphur Springs and Gray Elementary
Reece Museum; Langston Centre; JC Mall
Fall Branch & Ridgeview Elementary Schools
Musket & Ball Postal Match - DBHS
C.O.P.E. Ropes Course - Camp David Crockett
Flag Retirement Ceremony - Post Office
Watauga District CREED, Extemp, Prepared and Employment LDE's
University of TN - Ag Campus
Gary Anderson Air Rifle Matches - CMP
Volunteer Reindeer Games Rifle Match - Volunteer HS
East TN Regional Parli Pro and CCM LDEs
Niswonger Children's Hospital; JC Mall Peruvian Restaurant
Carmike Cinemas
Pinnacle 12 Marquee Cinemas - Movie: Encanto
Service USMC Postal Match - DBHS
Toys for Tots - Reserve Center
Wreaths Across America - VA Cemetary
Annual Gray Parade - DBHS
Daniel Boone Invitational Drill Meet - DBHS
Parkview HS Drill Meet
Subregional Creed, Extemp, Prepared and Employment
Regional Creed, Employment, Prepared and Employment
JROTC Leadership & Academic Brawl LVL-1 - DBHS
Park Vista Hotel - All East Band
National CMP Postal Match - DBHS
McDowell HS Tital STS Match - McDowell HS
East TN Junior Olympics Qualifier Match - DCHS
Smith Station Air Rilfe Postal Match - DBHS
Palm Bay Air Rifle Postal Match - DBHS
Volunteer Dr. Seuss Drill Meet - Volunteer HS
Eddie Reed Challenge - ETSU
JROTC Leadership & Academic Brawl LVL-2 - DBHS
Regional Ag Sales and Ag Issues CDEs
JROTC Service Championship - CMP
Northeast State Community College Health Professions Bldg
DCHS - District Honor Band
Appalachian Fair Grounds
SS, Gray, or Ridgeview Schools
Montgomery Bell TN State Air Rifle Match - MBA
TN Beef Agribition - Cattle Exhibition
FFA State Competition
HOSA State Competition
Topeka Air Rifle Postal - DBHS
CMP Regional Air Rilfe Championship - CMP
Winged Deer Park - Envirothan Contest
Various Pharmacy Sites - Clinical Orientation
NE State

Johnson City Sessions Recording Studio
Morristown West High School - Speech & Drama Competition
Bristol Motor Speedway
Volunteer Parting Shots (Seniors Only) - Volunteer HS
Daniel Boone Leatherneck Challenge - DBHS
CTE State Competition - Electrical and Cosmetology
UT Ag Campus
NE State - THDSSL State Competition
The Cookie Crate
Ferguson Bulldog Challenge - Sullivan South HS
Opryland Hotel - TN All-State Honors Choir
ETSU - Brown Hall - USNCO National Chemistry Exam
Appalachian Fairgrounds
Science Hill Run & Gun - Science Hill HS
Gray School Recruiting - Gray School
Fall Branch School Recruiting - Fall Branch School
Sulphur Springs School Recruiting - Sulphur Springs School
BCES School Recruiting - BCES
Ridgeview School Recruiting - RV School
Tusculum University
SS & RV
Dollywood
Knoxville Beauty Schools
Dollywood Food and Flower Festival
Appalachian Fairgrounds - Cosmetology Students Competition
Dollywood - Student Council
Paradise Acres & JC Mall Food Court
Walters State Comm College
Career Quest - ETSU Mini Dome
Dollywood Maintenance Facility
Davy Crockett Birthplace
ETSU Mini Dome
JROTC Leadership & Academic Championship - Catholic University
Freshman Orientation - DBHS
Appalachian Block Party Parking Detail - Appalachian Fairgrounds
CMP Air Rifle National Championship - CMP HQ
Spanish & French Clubs Trip
Appalachian Fairgrounds
Appalachian Fairgrounds
ETSU School of Music
Duck Island - Warriors Path State Park
Washington County Ag Partnership Leadership and Career Tour
Baker Farm - Land Evaluation
Dr. Hubbard House
Air Rifle Competiton for CMP Cup Match - Volunteer HS
McKinney Center

Watauga Point Recreational Area - Forestry Contest
Marching Band Recruitment Tour - JMS and Grandview
TN Musuem of Aviation
Appalachian Fairgrounds - HOSA Leadership Camp
Regional Land Evaluation
Freedom Hall - Perform for Rock Band Foreigner
DBHS - NJROTC
John Battle High School - Marching Competition
Mountain View Baptist Church
Eastman Center - Culinary/FCCLA
Milligan College - Musical Production of Charlie Brown
CMP Cup Match - McDowell High School
West Ridge HS Competition
Barter Theatre & Abingdon Olive Oil Company
Clyde Austin 4-H Center - Orienteering Competition
ETSU - BOA Regional Event
Appalachian Fairgrounds & Lunch in Johnson City, TN
TSSAA State Meet
Volunteer High School - NJROTC Academic Brain Bowl Competition
TCAT Elizabethton
Jonesborough Visitor Center
Maryville College - Madrigal Singers
CMP Cup Match - R-S Central High School
Warriors Path State Park - NJROTC Orienteering Competition
Jonesborough Visitor Center - Dillow-Taylor Annual Memorial Service
Camp Clements - FFA Leadership Training *CANCELLED*
DBHS - AG/FFA
Eastbay South Cross Country Championship
Downtown Jonesborough - Christmas Tree Lighting
Varsity All-American - Varisty Cheerleaders
Kiwanis Meeting
Volunteer HS - Air Rifle Match
Regional CCM Contest - Walters State Community College
Christmas Tournament
Girls Basketball Tournament
Ron Ramsey Center
Virginia High School - Wrestling Tournament
DBHS - NJROTC Drill Team Competition
UT Knoxville - Ag Campus
Park Vista Hotel - All East Band
Bays Mountain Park - NJROTC Orienteering Competition
Top Golf - Baseball Team Building
Greeneville Airport - Aviation Orientation - NJROTC
McDowell HS NJROTC
Various Schools - DCHS/Washington County Honor Band
University of TN - Ag Campus
The Kitchen at Grace Meadows - Breakfast with FFA State Officers

Greeneville HS - NPAC
R-S Central HS - CMP Sanctioned Central Hilltopper Air Rifle Match
Montgomery Bell Academy Air Rifle Match
Volunteer HS - Dr. Suess Drill Meet
Sherry Parker Stadium
ETSU - Hispanic Day
Tri-Cities Escape Room
South Central School - Working with students to build a Tiny House
Patriot's Point Museum
TN NPAC Center
Cracker Barrell - HOSA Sponsored State Certification Dinner
Softball Tournament
Rocky Top Sports World - Soccer Tournaments
FFA State Convention
HOSA State Leadership Conference
Baseball Tournament
CMP Competition Center - NJROTC Air Rifle
University of TN - Regional Officer Interviews
Winged Deer Park - Regional Envirothon
Conference Center - Graphic Communications Advertising & Design
Baseball Tournament
Compassionate Care -
Grandfather Mountain
Appalachian Fairgrounds - Antique Tractor Show
West Ridge HS
Crumley House - Cosmetology III Students
DBHS - NJROTC Air Rifle Competition
Opryland - All State Honor Choir
Opryland - Regional Honor Choir
Gaylord at Opryland - All State Band and TMEA Conference
Amigo's or Black Olive Restaurant - Lunch before AP Statistics Test
FFA Regional Banquet - UT
5 DCHS Feeder Schools - Senior Walk
West View; Grandview; JES
ETSU Career Quest
McKay's & Lunch Destination
ETSU Career Center
TN School of Beauty; Aveda Beauty Institute; Paul Mitchell School
Andrew Johnson's Homestead
ETSU Mini Dome - Graduation Practice - Band & Other (Video, etc)

LOCATION	GRADE LEVEL	TIME AWAY
Johnson City, TN	Grades 9-12	Day
Johnson City, TN	Grades 9-12	Day
Elizabethton, TN	Grades 9-12	Day
Johnson City, TN	Grades 9-12	Day
Johnson City, TN	Grades 9-12	Day
Johnson City, TN	Grade 7	Day
Gray, TN	Grade 3	Day
Jonesborough, TN	Grades Pre-K - 8	Day
Jonesborough, TN	Grades Pre-K - 8	Day
Jonesborough, TN	Grades Pre-K - 8	Day
Jonesborough, TN	Grades Pre-K - 8	Day
Piney Flats, TN	Grade 2	Day
Johnson City, TN	Grades 6-8	Day
Johnson City, TN		Day
Johnson City, TN	Grades Pre-K - 8	Day
Gray, TN	Grade 8	Day
Johnson City, TN	Grades Pre-K - 8	Day
Pigeon Forge, TN	Grades 5-8	Day
Johnson City, TN	Grade 8	Day
Johnson City, TN	Grade K	Day
Johnson City, TN	Grades 6-8	Day
Johnson City, TN	Grade 3	Day
Limestone, TN	Grade 2	Day
Pigeon Forge, TN	Grade 8	Day
Johnson City, TN	Grade Pre-K	Day
Piney Flats, TN	Grade 1	Day
Gray, TN	Grade 3	Day
Gray, TN	Grades 1; 5; 7	Day
Gray, TN	Grades 2; 4; 6; 8	Day
Kingsport, TN & Johnson City, TN	Grade 8	Day
Kingsport, TN & Johnson City, TN	Grade 7	Day
Johnson City and Jonesborough, TN	Grades 5-8	Day
Johnson City, TN	Grade 7	Day
Johnson City, TN	Grades K-8	Day
Gray, TN	Grade 4-5	Day
Gray, TN & Johnson City, TN	Grade 8	Day
Johnson City, TN	Grades 4-5	Day
Johnson City, TN	Grades 6-8	Day
Johnson City, TN	Grade K	Day
Charlotte, NC	Grade 8	Day
Blountville, TN	Grade 2	Day
Johnson City, TN	Grade K	Day
Kingsport, TN	Grade 1	Day
Kingsport, TN	Grades 4-5	Day

Johnson City, TN	Grade 3	Day
Johnson City, TN	Grade 8	Day
Greeneville, TN	Grade 6-8	Day
Clinton, TN	Grade 6-8	Day
Jonesborough, TN	Grade 5	Day
Jonesborough, TN	Grade Pre-K	Day
Bluff City, TN	Grade K	Day
Greeneville, TN	Grade 5	Day
Johnson City, TN	Grades K-8	Day
Johnson City, TN	Grade K	Day
Telford, TN	Grades 6-8	Day
Jonesborough, TN	Grade 8	Day
Rutherford County, TN	Grade 6-8	Overnight
Jonesborough, TN	Grade 8	Day
Telford, TN	Grade 8	Day
Johnson City, TN	Grade 2	Day
Johnson City, TN	Grade 5	Day
Greeneville, TN	Grade 4	Day
Johnson City, TN	Grade 8	Day
Gray, TN	Grade 4	Day
Blountville, TN	Grade 3	Day
Chuckey, TN	Grade Pre-K	Day
Jonesborough, TN	Grades 6-8	Day
Jonesborough, TN	Grade K	Day
Jonesborough & Johnson City, TN	Grade 8	Day
Johnson City, TN	Grade 1	Day
Outer Banks, NC	Grade 8	Overnight
Knoxville, TN	Grade 7	Day
Gray, TN	Grade 3	Day
Greeneville, TN	Grades 6-8	Day
Jonesborough, TN	Grade 1	Day
Elizabethton, TN & Johnson City, TN	Grade 8	Day
Jonesborough, TN & Johnson City, TN	Grade 7	Day
Gray, TN & Blountville, TN	Grade 8	Day
Abingdon, VA	Grades 5-6	Day
Kingsport, TN	Grade 1	Day
Jonesborough & Johnson City, TN	Grade 6	Day
Jonesborough, TN & Johnson City, TN	Grade 6-8	Day
Johnson City, TN	Grade 7	Day
Johnson City, TN	Grade 8	Day
Greeneville, TN	Grade 4	Day
Gray, TN	Grade 2	Day
Johnson City, TN	Grade 3	Day
Gray, TN	Grade 5	Day
Knoxville, TN	Grade 8	Day

Gray, TN	Grade 3	Day
Bluff City, TN	Grade 1	Day
Jonesborough, TN	Grade K	Day
Johnson City, TN	Grades K-4	Day
Johnson City, TN	Grades K-4	Day
Johnson City, TN	Various	Day
Johnson City, TN	Grades 5-8	Day
Johnson City, TN	Various	Day
Johnson City and Jonesborough, TN	Grades K-4	Day
Johnson City, TN	Grade 4	Day
Gray, TN	Grade 1	Day
Johnson City, TN	Grade 2	Day
Abingdon, VA	Grade 4	Day
Limestone, TN	Grade 3	Day
Jonesborough, TN	Grade K	Day
Johnson City, TN	Grade 7	Day
Johnson City, TN	Grade 8	Day
Gatlinburg, TN	Grades 6-8	Overnight
Jonesborough, TN	Grade 8	Day
Johnson City, TN	Various	Day
Johnson City, TN & Bristol, TN	Grade 6	Day
Banner Elk, NC	Grade 6	Day
Johnson City, TN	Grade 8	Day
Johnson City, TN	Grade 7	Day
Pigeon Forge, TN	Grades 5-8	Day
Gray, TN	Grade 3	Day
Johnson City, TN	Grade 8	Day
Jonesborough, TN	Grade K-7	Day
Jonesborough, TN	Grade K	Day
Gray, TN & Johnson City, TN	Grade 5	Day
Johnson City, TN & Jonesborough, TN	Grades 6-8	Day
Johnson City, TN & Jonesborough, TN	Grade 7	Day
Gray, TN	Grade Pre-K	Day
Johnson City, TN & Jonesborough, TN	Grades K-5	Day
Jonesborough, TN	Grades 6-8	Day
Blountville, TN	Grade 4	Day
Newland, NC	Grades 6-8	Day
Jonesborough, TN	Grade 8	Day
Johnson City, TN	Grade 1	Day
Jonesborough, TN	Grades K-7	Day
Johnson City, TN	Grade 7	Day
Johnson City, TN	Grade 8	Day
Jonesborough, TN	Grades 6-8	Day
Johnson City, TN	Grade 6	Day

Jonesborough, TN	Grade 8	Day
Johnson City, TN	Grade 5	Day
Bluff City, TN	Grade 2	Day
Johnson City, TN	Grade 7 - 8	Day
Jonesborough, TN	Grade Pre-K	Day
Bristol, TN	Grade 4	Day
Kingsport, TN	Grades 6-8	Day
Jonesborough, TN	Grade K	Day
Johnson City, TN	Grade 3	Day
Gray, TN	Grade 3	Day
Greeneville, TN	Grade 6-8	Day
Jonesborough, TN	Grade K	Day
Bluff City, TN	Grade 1	Day
Johnson City, TN	Grade 1	Day
Johnson City, TN	Various	Day
Marshall, NC	Various	Day
Kingsport, TN	Grade 7	Day
Gray, TN	Grade 8	Day
Johnson City, TN	Grade 8	Day
Gray, TN	Grade 2	Day
Gray, TN	Grade K	Day
Kingsport, TN	Grade 7	Day
Louisville, TN	Grade 8	Day
Greeneville, TN	Grade 5	Day
Pigeon Forge, TN	Grade 6	Day
Elizabethton, TN	Grade 8	Day
Jonesborough, TN	Grade K	Day
Johnson City, TN	Grades 1-2	Day
Kingsport, TN	Grade 6	Day
Bristol, TN	Grade 5	Day
Hampton, TN	Grade 3	Day
Pigeon Forge, TN	Grade 4	Day
Jonesborough, TN	Grade 1	Day
Johnson City, TN	Grade 2	Day
Kingsport, TN	Grade 5	Day
Johnson City, TN	Grades 3-4	Day
Johnson City, TN	Grades K-2	Day
Johnson City, TN	Grade 7	Day
Pigeon Forge, TN	Grade 8	Day
Kingsport, TN	Grades 5-6	Day
Kingsport, TN	Grades 3-4	Day
Kingsport, TN	Grades 7-8	Day
Kingsport, TN	Grade 5	Day
Johnson City, TN	Grade 5	Day
Johnson City, TN	Grade 8	Day

Johnson City, TN	Grades K-8	Day
Limestone, TN	Grades 6-8	Day
Jonesborough, TN	Grade K	Day
TBD		Day
Johnson City, TN	Grades K-8	Day
Jonesborough, TN & Johnson City, TN	Grades 7-8	Day
Johnson City, TN	Grades K-4	Day
Johnson City, TN	Grades 5-8	Day
Blountville, TN & Elizabethton, TN	Grades 7-8	Day
Blountville, TN & Elizabethton, TN	Grades 7-8	Day
Jonesborough, TN	Grade 7	Day
Charleston, SC	Grade 8	Overnight
Jonesborough, TN	Grade 8	Day
Greeneville, TN	Grade K-2	Day
Greeneville, TN	Grades 3-8	Day
Pigeon Forge, TN	Grade 8	Day
Knoxville, TN	Grades 3-4	Day
Limestone, TN	Grades 5-7	Day
Kingsport, TN	Grade 7-8	Day
Kingsport, TN	Grades 5-8	Day
Kingsport, TN	Grades 7-8	Day
Limestone, TN	Grades 1-2	Day
Gray, TN	Grade 3	Day
Johnson City and Jonesborough, TN	Grades K-8	Day
Johnson City, TN	Grades K-8	Day
Johnson City	Grades K-8	Day
Kingsport, TN	Grade K	Day
Kingsport, TN	Grade 7	Day
Johnson City, TN	Grades 7-8	Day
Bluff City, TN	Grade 2	Day
Bristol, TN	Grades K-1	Day
Morristown, TN	Grade 6	Day
Gray, TN	Grade 8	Day
Sulphur Springs, TN	Various Grades	Day
Kingsport, TN	Grade 8	Day
Bluff City, TN	Grade 4	Day
Johnson City, TN	Grade 8	Day
Bristol, TN	Grades 6-8	Day
Bristol, TN	Grades 3-4	Day
Johnson City, TN		Day
Jonesborough, TN	Grade 8	Day
Johnson City, TN	Grades 7-8	Day
Jonesborough, TN	Grade K	Day
Jonesborough, TN	Grade 8	Day

Johnson City, TN	Grade 8	Day
Limestone, TN	Grade 1	Day
Jonesborough, TN	Grade	Day
Johnson City, TN	Grades 3-4	Day
Johnson City, TN	Grades 6-8	Day
Johnson City, TN	Grade 5	Day
Johnson City, TN	Grade 5	Day
Blountville, TN	Grades 11-12	Day
Elizabethton, TN	Grades 11-12	Day
Kingsport, TN	Grades 9-12	Day
Gray, TN	Grades 9-12	Day
Gray, TN	Grades 9-12	Day
Unicoi, TN	Grades 9-12	Day
Washington County, TN	Grades 11-12	Day
Sullivan County	Grades 9-12	Day
Church Hill, TN	Grades 9-12	Day
Chuckey, TN	Grades 9-12	Day
Elizabethton, TN	Grade 12	Day
Gray, TN	Grades 9-12	Day
Gray, TN	Grades 10-11	Day
Carter County	Grades 9-12	Day
Gray, TN	Grades 10-11	Day
Johnson City, TN	Grades 11-12	Day
Gray, TN	Grades 11-12	Day
Gray, TN	Grades 10-11	Day
Knoxville, TN	Grades 9-12	Day
Kingsport, TN	Grades 9-12	Day
Kingsport, TN	Grades 9-12	Day
Nashville, TN	Grades 9-12	Overnight
Gray, TN	Grades 9-12	Day
Johnson City, TN	Grades 11-12	Day
Pigeon Forge, TN	Grades 9-12	Day
Knoxville, TN	Grades 9-12	Day
Marion, NC	Grades 9-12	Overnight
Johnson City, TN	Grades 9-12	Day
Unicoi, TN	Grades 9-12	Day
Abingdon, VA	Grades 10-12	Day
Jonesborough, TN	Grades 9-12	Day
Gray, TN	Grades 9-12	Day
Johnson City, TN	Grades 10-12	Day
Statesville, NC	Grades 9-12	Overnight
Gray, TN	Grades 10-12	Day
Throughout Washington County, TN	Grades 9-12	Day
Maryville, TN	Grades 10-12	Overnight
Rutherfordton, NC	Grades 9-12	Day
Elizabethton, TN	Grades 9-12	Day

Sulphur Springs, TN & Gray, TN	Grades 10-12	Day
Johnson City, TN	Grades 9-12	Day
Fall Branch, TN & Gray, TN	Grades 10-12	Day
Gray, TN	Grades 9-12	Day
Limestone, TN	Grades 9-12	Day
Jonesborough, TN	Grades 9-12	Day
Blountville, TN	Grades 9-12	Day
Knoxville, TN	Grade 9	Day
Anniston, AL	Grades 9-12	Overnight
Church Hill, TN	Grades 9-12	Day
Walters State CC	Grades 9-12	Day
Johnson City, TN	Grades 9-12	Day
Johnson City, TN	Grades 9-12	Day
Bristol, TN	Grades 10-11	Day
Gray, TN	Grades 9-12	Day
Gray, TN	Grades 9-12	Day
Mountain Home, TN	Grades 9-12	Day
Gray, TN	Grades 9-12	Day
Gray, TN	Grades 9-12	Day
Atlanta, GA	Grades 9-12	Overnight
UTK	Grades 9-12	Day
UTK	Grades 9-12	Day
Gray, TN	Grades 9-12	Day
Gatlinburg, TN	Grades 9-12	Overnight
Gray, TN	Grades 9-12	Day
Marion, NC	Grades 9-12	Day
Jonesborough, TN	Grades 9-12	Day
Gray, TN	Grades 9-12	Day
Gray, TN	Grades 9-12	Day
Church Hill, TN	Grades 9-12	Day
Johnson City, TN	Grades 9-12	Day
Gray, TN	Grades 9-12	Day
Walters State CC	Grades 9-12	Day
Anniston, AL	Grades 9-12	Overnight
Kingsport, TN	Grades 9-12	Day
Jonesborough, TN	Grades 6-12	Day
Gray, TN	Grade 12	Day
Sulphur Springs or Gray, TN	Grades 11-12	Day
Nashville, TN	Grades 9-12	Overnight
Lebanon, TN	Grades 9-11	Overnight
Gatlinburg, TN	Grades 9-12	Overnight
Knoxville, TN	Grades 9-12	Overnight
Gray, TN	Grades 9-12	Day
Anniston, AL	Grades 9-12	Overnight
Johnson City, TN	Grades 9-12	Day
Gray, TN & Fall Branch, TN	Grade 12	Day
Blountville, TN	Grades 11-12	Day

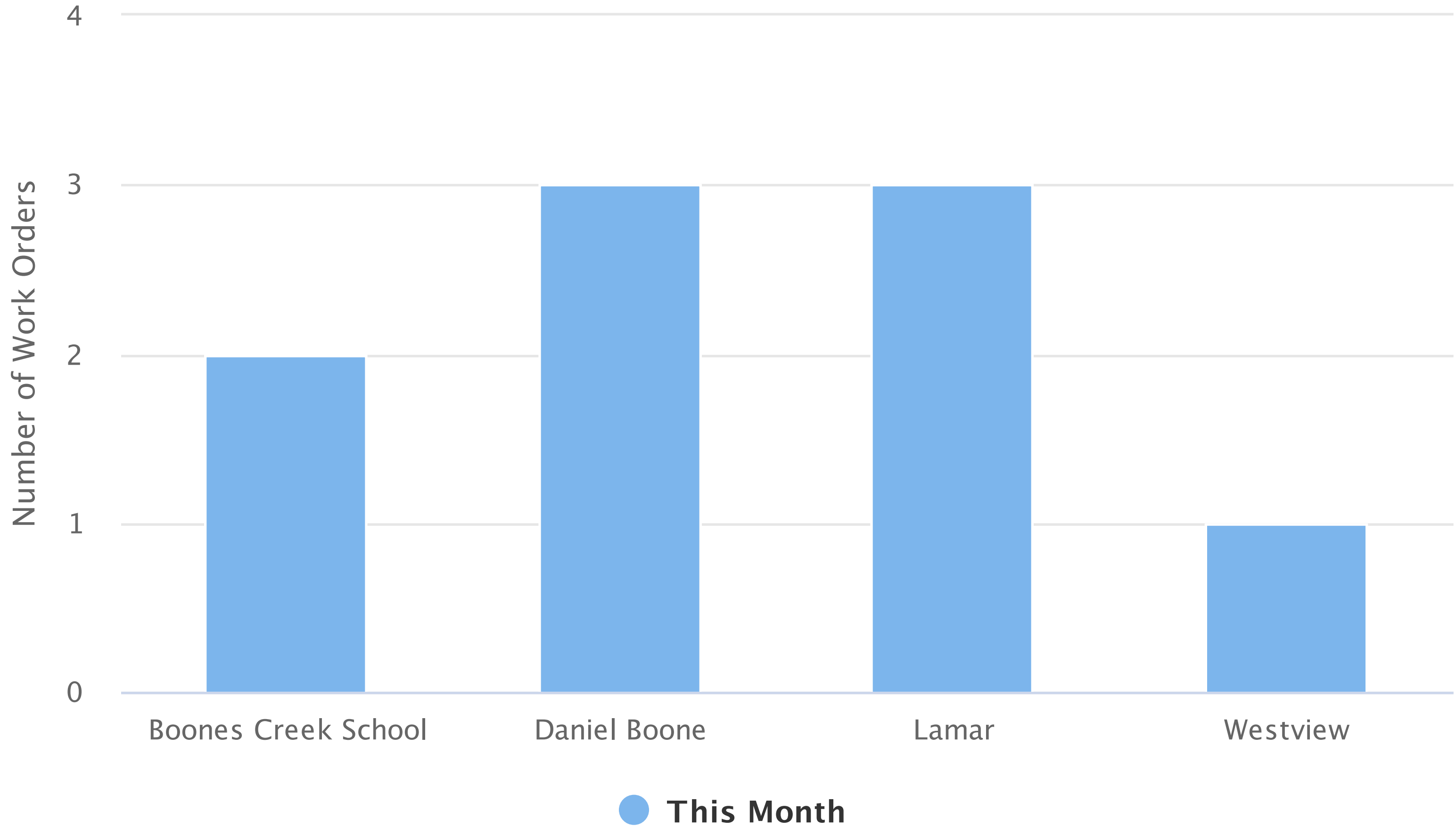
Johnson City, TN	Grades 11-12	Day
Morristown, TN	Grades 9-12	Day
Bristol, TN	Grades 9-12	Day
Church Hill, TN	Grade 12	Day
Gray, TN	Grades 9-12	Day
Chattanooga, TN	Grades 9-12	Overnight
Knoxville, TN	Grades 9-12	Day
Blountville, TN	Grades 9-12	Day
Johnson City, TN	Grades 11-12	Day
Kingsport, TN	Grades 9-12	Day
Nashville, TN	Grades 10-12	Overnight
Johnson City, TN	Grade 12	Day
Gray, TN	Grades 9-11	Day
Johnson City, TN	Grades 9-12	Day
Gray, TN	Grades 9-12	Day
Fall Branch, TN	Grades 9-12	Day
Sulphur Springs, TN	Grades 9-12	Day
Boones Creek, TN	Grades 9-12	Day
Gray, TN	Grades 9-12	Day
Greeneville, TN	Grades 10-12	Day
Chuckey & Jonesborough, TN	Grades 10-12	Day
Pigeon Forge, TN	Grades 11-12	Day
Knoxville, TN	Grades 11-12	Day
Pigeon Forge, TN	Grades 11-12	Day
Gray, TN	Grades 11-12	Day
Pigeon Forge, TN	Grades 10-12	Day
Johnson City, TN	Grades 9-12	Day
Morristown, TN	Grades 10-12	Day
Johnson City, TN	Grades 9-12	Day
Pigeon Forge, TN	Grades 9-12	Day
Limestone, TN	Grade 9	Day
Johnson City, TN	Grades 10-11	Day
Washington D. C.	Grades 9-12	Overnight
Gray, TN	Grades 9-12	Day
Gray, TN	Grades 9-12	Day
Camp Perry, OH	Grades 9-12	Overnight
Paris France and Barcelona Spain	Grades 9-12	Overnight
Gray, TN	Grades 9-12	Day
Gray, TN	Grades 9-12	Day
Johnson City, TN	Grade 9	Day
Kingsport, TN	Grades 9-12	Day
Washington County, TN	Grades 9-12	Day
Blountville, TN	Grades 9-12	Day
Johnson City, TN	Grades 9-12	Day
Church Hill, TN	Grades 9-12	Day
Jonesborough, TN	Grades 9-12	Day

Hampton, TN	Grades 9-12	Day
Jonesborough, TN and Telford, TN	Grades 9-12	Day
Sevierville, TN	Grades 9-12	Day
Gray, TN	Grades 11-12	Day
Knoxville, TN	Grades 9-12	Day
Johnson City, TN	Grades 10-12	Day
Gray, TN	Grades 9-12	Day
Bristol, VA	Grades 9-12	Day
Johnson City, TN	Grades 10-12	Day
Kingsport, TN	Grades 9-12	Day
Elizabethton, TN	Grades 9-12	Day
Marion, NC	Grades 9-12	Day
Blountville, TN	Grades 9-12	Day
Abingdon, VA	Grades 10-12	Day
Greeneville, TN	Grades 9-12	Day
Johnson City, TN	Grades 9-12	Day
Gray, TN/Johnson City, TN	Grades 10-12	Day
Hendersonville, TN	Grades 9-12	Overnight
Church Hill, TN	Grades 9-12	Day
Elizabethton, TN	Grade 12	Day
Jonesborough, TN	Grades 11-12	Day
Maryville, TN	Grade 12	Overnight
Rutherfordton, NC	Grades 9-12	Day
Kingsport, TN	Grades 9-12	Day
Jonesborough, TN	Grades 10-12	Day
Doyle, TN	Grades 11-12	Overnight
Gray, TN	Grade 9	Day
Charlotte, NC	Grades 9-12	Overnight
Jonesborough, TN	Grades 10-12	Day
Honolulu, HI	Grade 12	Overnight
Johnson City, TN	Grades 10-12	Day
Church Hill, TN	Grades 9-12	Day
Morristown, TN	Grade 9	Day
Pensacola, FL	Grades 9-12	Overnight
Charleston, SC	Grades 9-12	Overnight
Blountville, TN	Grades 9-12	Day
Bristol, VA	Grades 9-12	Overnight
Gray, TN	Grades 9-12	Day
Knoxville, TN	Grade 12	Day
Gatlinburg, TN	Grade 12	Overnight
Kingsport, TN	Grades 9-12	Day
Charlotte, NC	Grade 12	Day
Greeneville, TN	Grades 9-12	Day
Marion, NC	Grades 9-12	Day
Jonesborough, TN	Grades 6-12	Day
Knoxville, TN	Grades 9-12	Day
Jonesborough, TN	Grades 9-12	Day

Greeneville, TN	Grades 9-12	Day
Rutherfordton, NC	Grades 9-12	Day
Nashville, TN	Grades 9-12	Overnight
Church Hill, TN	Grades 9-12	Day
Knoxville, TN	Grades 9-12	Day
Johnson City, TN	Grades 9-12	Day
Bristol, TN	Grades 9-12	Day
Chuckey, TN	Grades 9-12	Day
Mt. Pleasant, SC	Grades 9-12	Overnight
Greeneville, TN	Grades 9-12	Day
Johnson City, TN	Grades 11-12	Day
Murfreesboro, TN	Grades 9-12	Overnight
Gatlinburg, TN & Foley, AL	Grades 9-12	Overnight
Gatlinburg, TN	Grades 9-12	Overnight
Knoxville, TN	Grades 9-12	Overnight
Murfreesboro, TN	Grades 9-12	Overnight
Anniston, AL	Grades 9-12	Overnight
Johnson City, TN	Grades 9-12	Day
Johnson City, TN	Grades 9-12	Day
Chattanooga, TN	Grades 9-12	Overnight
Knoxville, TN	Grades 9-12	Overnight
Knoxville, TN	Grades 11-12	Day
Newland, NC	Grades 11-12	Day
Gray, TN	Grades 9-12	Day
Blountville, TN	Grades 9-12	Day
Limestone, TN	Grades 11-12	Day
Gray, TN	Grades 9-12	Day
Nashville, TN	Grade 12	Overnight
Nashville, TN	Grade 12	Overnight
Nashville, TN	Grade 12	Overnight
Jonesborough, TN	Grades 11-12	Day
Knoxville, TN	Grades 9-12	Day
Jonesborough, TN area	Grade 12	Day
Jonesborough, TN area	Grades 9-12	Day
Johnson City, TN	Grades 9-12	Day
Knoxville, TN	Grade 12	Day
Johnson City, TN	Grades 9-12	Day
Knoxville, TN	Grades 11-12	Day
Greeneville, TN	Grades 9-12	Day
Johnson City, TN	Grade 9-11	Day

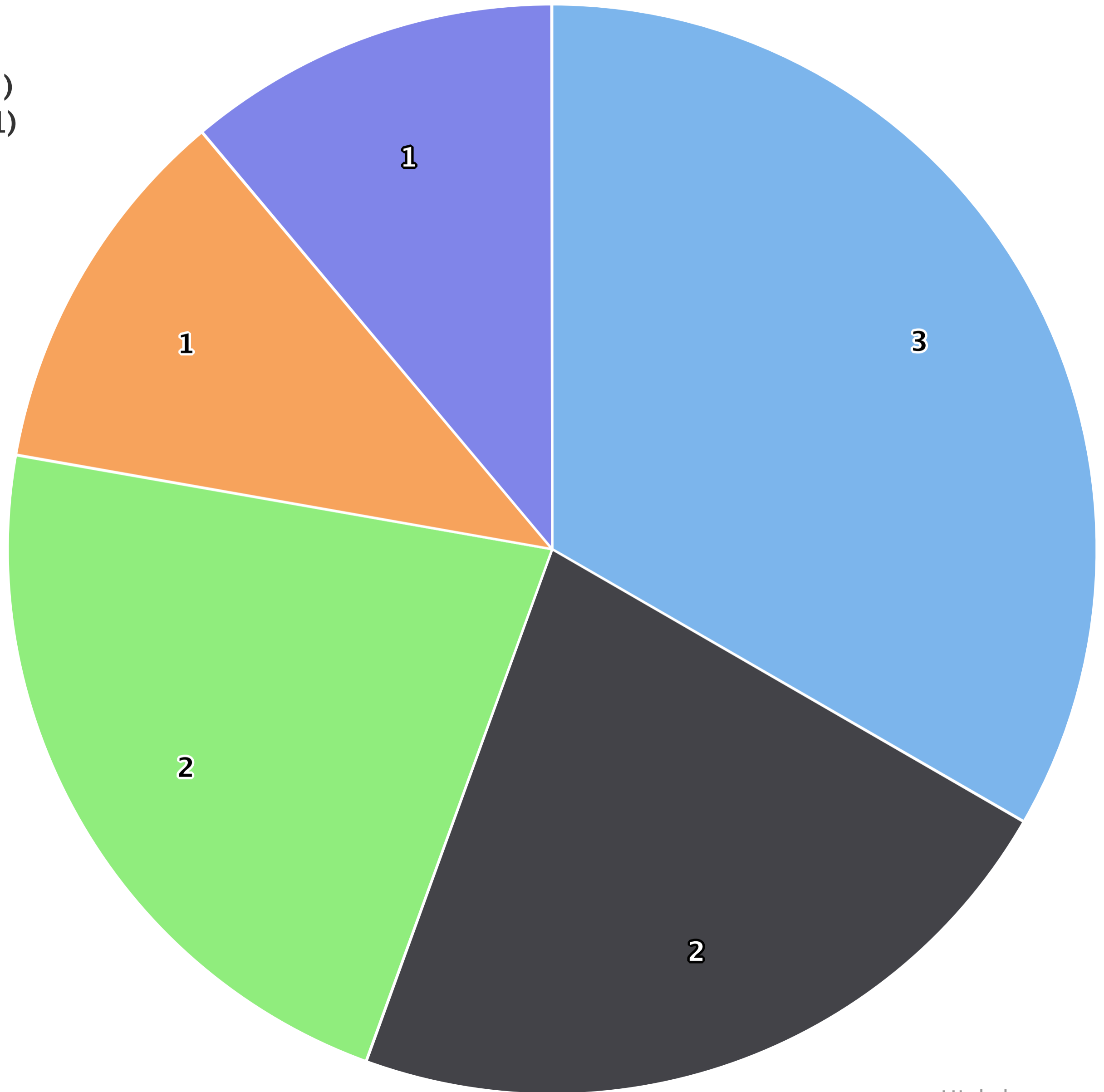
Jonesborough Middle	
Lamar Elementary	11-May-22
	12-May-22
	13-May-22
	19-May-22
Ridgeview Elementary	
South Central Elementary	9-13 May 2022
	24-May-22
Sulphur Springs Elementary	4-May-22
	5-May-22
	7-May-22
	9-May-22
	11-May-22
	12-May-22
	13-May-22
	17-May-22

Work Orders By Location



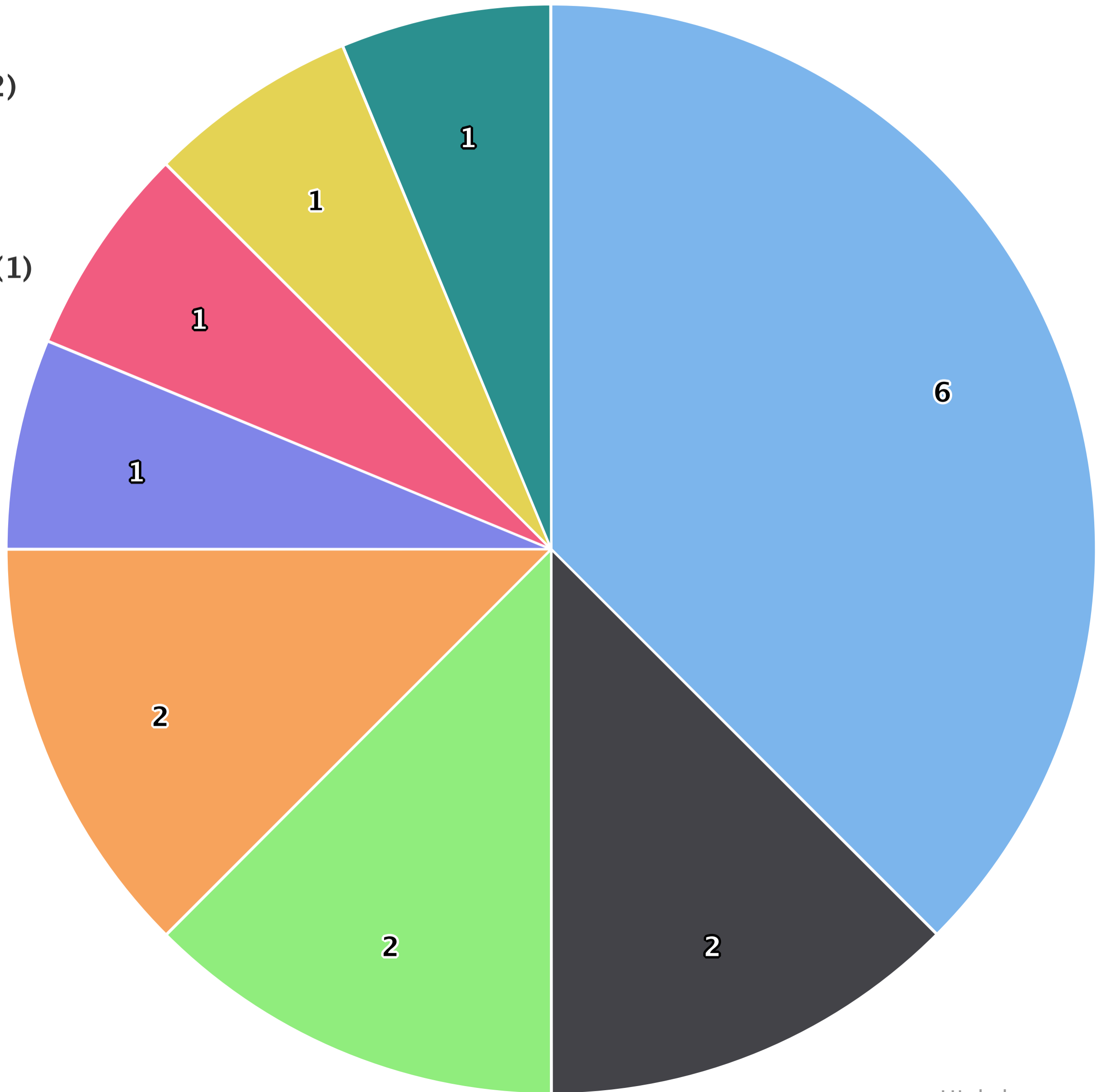
Service Categories

- Plumbing (3)
- Carpentry (2)
- Roof Leaks (2)
- Door Locks (1)
- Heat/Air (1)

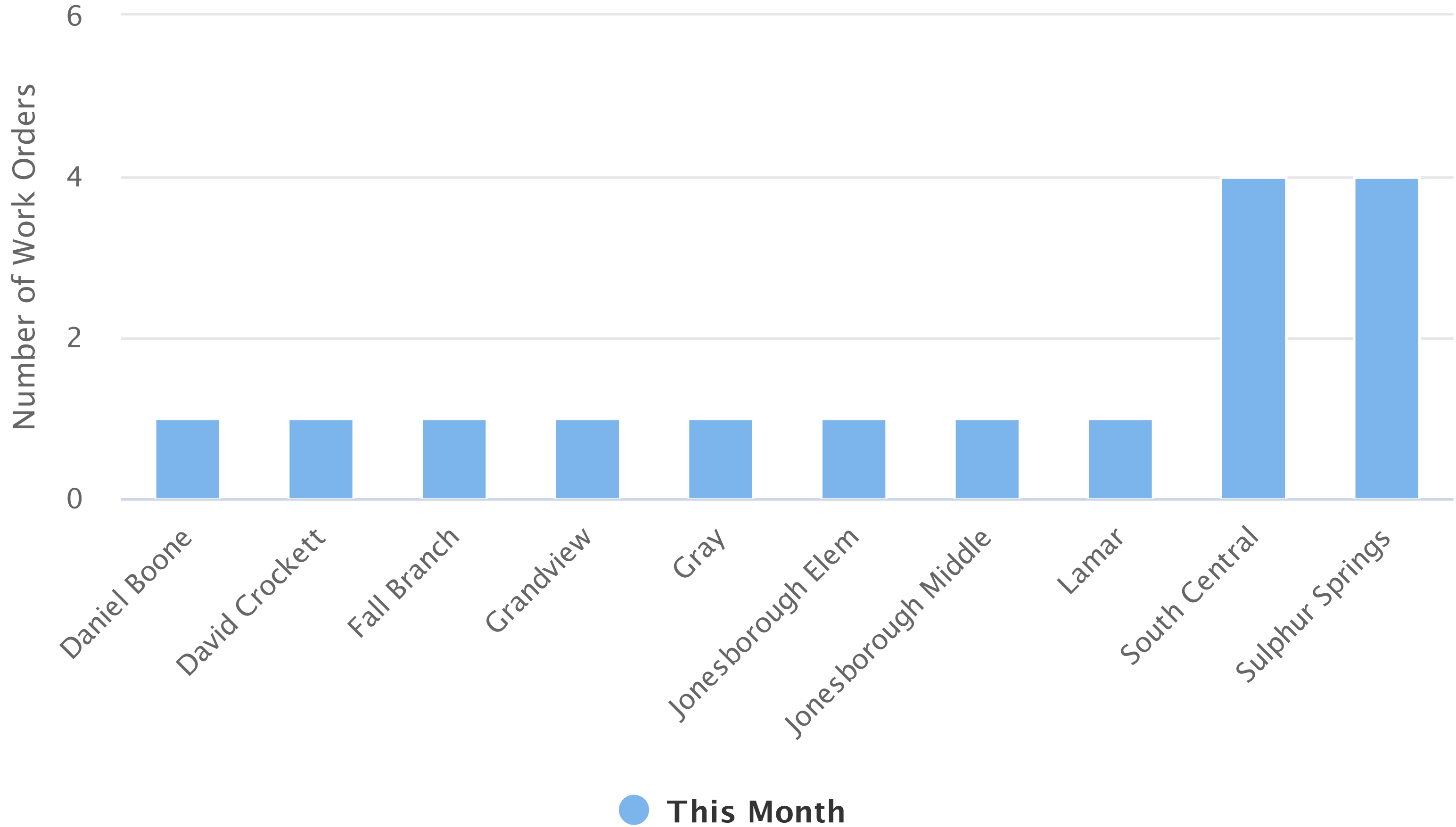


Service Categories

- Plumbing (6)
- Carpentry (2)
- Door Locks (2)
- Heat/Air (2)
- Electrical (1)
- Grounds (1)
- Painting (1)
- Pest Control (1)



Work Orders By Location



Account Level	2021-22	2020-21	2021-22	March	2020-21	2021-22	FYTD	2021-22	2021-22
Acct Description	Revised Budget	March	March	Variance	FYTD Activit	FYTD Activit	Variance	Uncollected Reve	FY % Coll
40110 CURRENT PROPERTY TAX	12,974,151	917,022	1,083,707	166,686	12,641,378	13,049,737	408,359	-75,586	100.58
40120 TRUSTEE'S COLLECTIONS - PRIOR	405,900	64,211	68,331	4,120	404,596	215,157	-189,439	190,743	53.01
40125 CLK/MASTER COLLECTIONS-PRIOR	3,570	352	146	-206	1,524	1,566	42	2,004	43.87
40130 CIRCUIT CLERK/CLERK & MASTER C	137,000	11,754	5,989	-5,764	70,177	47,316	-22,861	89,684	34.54
40140 INTEREST AND PENALTY	109,200	20,246	17,885	-2,361	68,206	49,417	-18,790	59,783	45.25
40161 PAYMENTS IN LIEU OF TAXES - T.	2,020	0	0	0	2,018	2,018	0	2	99.91
40162 PAYMENTS IN LIEU OF TAXES - LO	208,000	0	0	0	0	0	0	208,000	0.00
40163 PAYMENTS IN LIEU OF TAXES - OT	17,210	0	0	0	3,134	3,286	152	13,924	19.09
40210 LOCAL OPTION SALES TAX	16,000,000	1,464,509	1,607,027	142,519	13,471,849	15,909,817	2,437,968	90,183	99.44
40270 BUSINESS TAX	405,000	12,851	24,408	11,556	106,093	115,120	9,027	289,880	28.42
40275 MIXED DRINK TAX	13,000	0	0	0	5,674	6,601	927	6,399	50.78
40320 BANK EXCISE TAX	44,000	0	87,357	87,357	0	87,357	87,357	-43,357	198.54
41110 MARRIAGE LICENSE	2,500	58	128	70	1,299	1,313	14	1,187	52.52
43512 TUITION - ADULT EDUCATION	10,000	0	0	0	0	0	0	10,000	0.00
43517 TUITION - OTHER	66,000	3,500	10,255	6,755	22,585	64,855	42,270	1,145	98.27
43581 COMMUNITY SERVICE FEES - CHILD	700,000	129,682	41,409	-88,273	735,824	703,867	-31,957	-3,867	100.55
43990 OTHER CHARGES FOR SERVICES	0	0	0	0	4,367	0	-4,367	0	0.00
44110 INTEREST EARNED	143,000	4,590	151	-4,439	71,266	11,177	-60,089	131,823	7.82
44120 RENT ON BUILDINGS	1,000	0	0	0	0	80	80	920	8.00
44130 SALE OF MATERIALS AND SUPPLIES	0	0	786	786	0	1,377	1,377	-1,377	0.00
44170 MISCELLANEOUS REFUNDS	0	0	0	0	0	2	2	-2	0.00
44520 INSURANCE RECOVERY	60,000	5,022	0	-5,022	155,500	42,482	-113,018	17,518	70.80
44530 SALE OF EQUIPMENT	35,000	252	1,653	1,401	3,939	36,894	32,956	-1,894	105.41
44560 DAMAGES RECOVERED FROM INDIVID	1,000	0	0	0	50,789	0	-50,789	1,000	0.00
44570 CONTRIBUTIONS & GIFTS	262,630	0	0	0	7,255	14,225	6,970	248,405	5.42
44990 OTHER LOCAL REVENUES - TAGS	500	55	70	15	302	364	62	136	72.90
44991 OTHER LOCAL REVENUE	83,000	0	1,416	1,416	44,131	76,410	32,279	6,590	92.06
44992 OTHER LOCAL REV- ROYALTIES/CO	33,150	4,631	2,354	-2,277	9,755	21,626	11,870	11,525	65.24
46511 BASIC EDUCATION PROGRAM	37,467,000	3,722,300	3,751,200	28,900	29,439,900	30,009,600	569,700	7,457,400	80.10
46515 EARLY CHILDHOOD EDUCATION	173,000	0	0	0	119,406	75,732	-43,673	97,268	43.78
46550 DRIVER EDUCATION	38,300	0	0	0	0	0	0	38,300	0.00
46590 OTHER STATE EDUCATION FUNDS	175,000	0	0	0	153,636	1,005,925	852,290	-830,925	574.81
46610 CAREER LADDER PROGRAM	96,000	0	0	0	58,860	51,816	-7,044	44,184	53.97
46851 STATE REVENUE SHARING - T.V.A.	1,300,000	0	0	0	594,371	582,110	-12,261	717,890	44.78
46980 OTHER STATE GRANTS	639,441	16,449	17,923	1,474	197,419	187,696	-9,722	451,745	29.35
47143 IDEA PART-B HIGH COST FUNDS	3,500	0	0	0	0	0	0	3,500	0.00
47590 OTHER FEDERAL THROUGH STATE	14,430	0	0	0	0	14,430	14,430	0	100.00
47640 ROTC REIMBURSEMENT	165,000	6,282	12,715	6,433	87,516	98,630	11,114	66,370	59.78
48990 OTHER	0	0	0	0	0	129,765	129,765	-129,765	0.00
49800 OPERATING TRANSFERS - INDIRECT	513,000	0	0	0	0	56,662	56,662	456,338	11.05

Account Level	2021-22	2020-21	2021-22	March	2020-21	2021-22	FYTD	2021-22	2021-22
<u>Acct Description</u>	<u>Revised Budget</u>	<u>March</u>	<u>March</u>	<u>Variance</u>	<u>FYTD Activit</u>	<u>FYTD Activit</u>	<u>Variance</u>	<u>Uncollected Reve</u>	<u>FY % Coll</u>
Grand Revenue Totals	72,301,502	6,383,766	6,734,910	351,146	58,532,769	62,674,430	4,141,663	9,627,073	86.68

Number of Accounts: 40

***** End of report *****

	A	B	C	D	E	F	G	H	I	J	K	L	M	N		
1							SALES TAX ANALYSIS									
2	141R 40210															
3																
4	YEAR	TOTAL	July	August	September	October	November	December	January	February	March	April	May	June		
5																
6	1995-96	7,964,549.95	611,536.43	650,039.30	596,451.81	626,656.64	665,950.77	645,367.17	793,944.02	872,382.08	581,914.60	553,125.28	700,497.25	666,684.60		
7	1996-97	8,336,657.30	668,621.91	695,781.06	645,426.90	665,996.66	712,853.08	700,269.94	714,674.24	917,676.40	636,923.88	635,082.70	639,073.10	704,277.43		
8	1997-98	9,028,886.69	721,817.32	780,093.18	704,916.44	717,825.19	798,852.97	747,016.98	760,728.85	1,024,051.84	649,227.26	638,150.71	787,948.69	698,257.26		
9	1998-99	9,418,336.41	729,516.21	780,343.86	758,281.99	769,388.96	789,685.47	793,285.27	808,672.84	1,049,009.40	669,997.81	685,164.29	785,149.89	799,840.42		
10	1999-00	9,925,491.78	761,578.86	848,424.57	757,359.52	832,656.56	798,763.84	812,346.45	826,725.33	1,142,546.37	711,564.82	750,908.81	878,078.63	804,538.02		
11	2000-01	10,302,344.61	804,204.89	905,337.72	804,216.35	854,382.25	909,453.32	794,725.07	882,257.31	1,178,919.01	758,048.36	742,368.32	860,763.60	807,668.41		
12	2001-02	10,532,891.37	808,555.26	866,353.62	796,577.42	828,852.58	889,601.40	870,074.31	872,050.60	1,199,611.30	768,580.66	790,051.97	938,373.85	904,208.40		
13	2002-03	10,638,027.23	906,277.17	974,296.94	882,472.09	811,952.60	891,857.89	850,620.49	926,239.19	1,186,561.52	763,464.89	727,893.01	896,976.99	819,414.45		
14	2003-04	11,067,961.48	852,744.87	931,182.77	884,455.76	904,582.89	939,687.81	883,319.35	949,214.33	1,224,464.85	796,000.63	798,184.90	971,370.65	932,752.67		
15	2004-05	12,141,242.02	959,427.54	1,003,502.83	961,878.30	960,187.49	981,448.59	962,577.75	1,007,923.70	1,354,489.51	869,026.19	1,061,329.31	1,043,956.65	975,494.16		
16	2005-06	12,336,585.09	955,565.19	1,032,019.38	1,019,556.16	1,105,255.87	1,019,172.70	995,288.52	1,052,343.46	1,443,274.33	811,741.53	876,236.72	1,048,459.42	977,671.81		
17	2006-07	12,847,409.98	1,026,100.62	1,085,657.40	1,035,122.60	1,044,487.23	1,102,319.02	1,016,987.55	980,057.85	1,443,529.82	1,018,080.51	955,096.95	1,130,190.78	1,009,779.65		
18	2007-08	13,475,705.49	1,079,389.94	1,164,602.82	1,112,875.15	1,123,975.96	1,128,221.21	1,082,375.90	1,170,203.04	1,480,368.07	934,432.24	1,003,760.54	1,131,648.39	1,063,852.23		
19	2008-09	13,118,209.41	1,121,283.53	1,163,968.03	1,069,948.56	1,109,937.70	1,119,035.49	1,083,890.72	1,091,466.64	1,441,865.04	858,933.82	992,382.26	1,070,456.28	995,041.34		
20	2009-10	12,609,635.54	1,008,819.19	1,099,406.55	992,789.10	1,066,457.07	1,052,452.00	997,413.03	1,039,892.90	1,366,560.85	888,185.43	945,035.53	1,121,973.47	1,030,650.42		
21	2010-11	13,050,988.91	1,054,228.59	1,128,189.89	1,037,584.63	1,056,839.88	1,086,389.24	1,054,070.16	1,094,354.84	1,429,909.64	867,910.25	1,009,209.95	1,143,124.29	1,089,177.55		
22	2011-12	13,808,173.10	1,081,535.67	1,228,666.98	1,138,627.12	1,132,824.15	1,125,406.77	1,090,432.58	1,133,742.86	1,526,365.45	1,016,848.19	1,065,106.10	1,194,803.93	1,073,813.30		
23	2012-13	13,530,626.40	1,137,511.17	1,176,802.38	1,071,451.21	1,148,396.78	1,150,162.91	1,096,243.83	1,142,826.70	1,516,667.47	785,969.43	1,037,806.81	1,169,086.53	1,097,701.18		
24	2013-14	13,756,487.05	1,138,760.08	1,166,521.54	1,081,327.46	1,126,284.98	1,099,605.17	1,103,883.00	1,136,848.35	1,508,355.06	971,672.20	1,055,143.00	1,275,350.78	1,092,735.43		
25	2014-15	14,057,315.44	1,142,752.51	1,227,623.79	1,131,340.43	1,189,344.14	1,190,743.05	1,134,318.63	1,199,396.63	1,588,182.32	889,370.36	1,008,340.90	1,211,709.73	1,144,192.95		
26	2015-16	14,722,621.29	1,241,008.04	1,233,271.57	1,166,463.36	1,203,804.59	1,229,321.78	1,188,390.71	1,246,671.22	1,641,380.40	1,070,197.64	997,571.40	1,284,815.87	1,219,724.71		
27	2016-17	14,747,100.82	1,183,242.43	1,271,727.15	1,176,910.43	1,236,255.66	1,252,584.64	1,203,060.65	1,234,360.41	1,672,699.50	977,436.65	1,033,968.30	1,288,153.30	1,216,701.70		
28	2017-18	15,349,677.89	1,205,951.87	1,271,772.24	1,218,781.58	1,210,362.79	1,249,834.14	1,202,844.48	1,292,583.56	1,624,509.44	1,147,863.70	1,134,847.93	1,558,692.28	1,231,633.88		
29	2018-19	15,494,923.37	1,278,018.86	1,291,098.17	1,228,129.70	1,291,319.95	1,284,627.33	1,285,032.84	1,328,654.02	1,591,314.78	1,249,696.22	1,156,902.45	1,353,122.68	1,157,006.37		
30	2019-20	16,025,666.39	1,344,150.84	1,344,028.39	1,307,238.15	1,361,539.99	1,316,157.76	1,348,576.15	1,379,403.02	1,729,590.49	1,212,600.58	1,176,918.48	1,324,871.88	1,180,590.66		
31	2020-21	18,656,288.63	1,395,726.34	1,499,518.71	1,411,794.82	1,382,621.85	1,465,357.10	1,472,356.92	1,510,857.41	1,869,107.00	1,464,509.00	1,610,321.46	1,840,466.32	1,733,651.70		
32	2021-22	15,909,817.29	1,727,238.03	1,711,551.64	1,741,191.00	1,659,586.42	1,736,797.58	1,711,047.73	1,862,765.56	2,152,612.02	1,607,027.31					
33																
34		Prior Year-to-Date Comparison														
35	INC / (DEC)	2,437,968.14	331,511.69	212,032.93	329,396.18	276,964.57	271,440.48	238,690.81	351,908.15	283,505.02	142,518.31					
36																
37																
38		Budgeted														
39																
40	% of FY21 Budget Collected		99.436%													
43	FY22 Budgeted Amount		16,000,000.00													
44																
45	2000-01	98.756%	7.709%	8.678%	7.709%	8.190%	8.718%	7.618%	8.457%	11.301%	7.267%	7.116%	8.251%	7.742%		
46	2001-02	103.110%	7.915%	8.481%	7.798%	8.114%	8.709%	8.517%	8.537%	11.743%	7.524%	7.734%	9.186%	8.852%		
47	2002-03	97.113%	8.273%	8.894%	8.056%	7.412%	8.142%	7.765%	8.456%	10.832%	6.970%	6.645%	8.188%	7.480%		
48	2003-04	103.131%	7.947%	8.677%	8.241%	8.429%	8.756%	8.231%	8.845%	11.409%	7.417%	7.437%	9.051%	8.691%		
49	2004-05	103.260%	8.160%	8.535%	8.181%	8.166%	8.347%	8.187%	8.572%	11.520%	7.391%	9.026%	8.879%	8.296%		
50	2005-06	100.746%	7.804%	8.428%	8.326%	9.026%	8.323%	8.128%	8.594%	11.786%	6.629%	7.156%	8.562%	7.984%		
51	2006-07	100.277%	8.009%	8.474%	8.079%	8.152%	8.604%	7.938%	7.650%	11.267%	7.946%	7.455%	8.821%	7.882%		
52	2007-08	101.108%	8.099%	8.738%	8.350%	8.433%	8.465%	8.121%	8.780%	11.107%	7.011%	7.531%	8.491%	7.982%		
53	2008-09	99.170%	8.477%	8.799%	8.089%	8.391%	8.460%	8.194%	8.251%	10.900%	6.493%	7.502%	8.092%	7.522%		
54	2009-10	100.000%	8.000%	8.719%	7.873%	8.457%	8.346%	7.910%	8.247%	10.837%	7.044%	7.495%	8.898%	8.174%		
55	2010-11	101.300%	8.183%	8.757%	8.054%	8.203%	8.432%	8.181%	8.494%	11.099%	6.737%	7.833%	8.873%	8.454%		
56	2011-12	101.963%	7.986%	9.073%	8.408%	8.365%	8.310%	8.052%	8.372%	11.271%	7.509%	7.865%	8.823%	7.929%		
57	2012-13	94.995%	7.922%	8.268%	7.528%	8.069%	8.081%	7.702%	8.029%	10.656%	5.522%	7.292%	8.214%	7.712%		
58	2013-14	100.000%	8.278%	8.480%	8.187%	8.187%	7.993%	8.024%	8.264%	10.965%	7.065%	7.670%	9.271%	7.943%		
59	2014-15	102.187%	8.307%	8.924%	8.224%	8.646%	8.656%	8.246%	8.719%	11.545%	6.465%	7.330%	8.808%	8.317%		
60	2015-16	99.477%	8.385%	8.333%	7.882%	8.134%	8.306%	8.030%	8.423%	11.090%	7.231%	6.740%	8.681%	8.241%		
61	2016-17	99.643%	7.995%	8.593%	7.952%	8.353%	8.463%	8.129%	8.340%	11.302%	6.604%	6.986%	8.704%	8.221%		
62	2017-18	102.059%	8.018%	8.456%	8.104%	8.048%	8.310%	7.998%	8.594%	10.801%	7.632%	7.546%	10.364%	8.189%		
63	2018-19	102.177%	8.428%	8.514%	8.099%	8.515%	8.471%	8.474%	8.761%	10.493%	8.241%	7.629%	8.923%	7.630%		
64	2019-20	100.160%	8.401%	8.400%	8.170%	8.510%	8.226%	8.429%	8.621%	10.810%	7.579%	7.356%	8.280%	7.379%		
65	2020-21	116.602%	8.723%	9.372%	8.824%	8.641%	9.158%	9.202%	9.443%	11.682%	9.153%	10.065%	11.503%	10.835%		
66	2021-22	99.436%	10.795%	10.697												

TO: WCDE Board Members
FROM: Brad Hale, Chief Financial Officer
DATE: April 26, 2022

SUBJECT: Financial Statements (Revenue & Expense) Summary for March 2022

Key Revenue Variances for March 2022 to March 2021

Overall March 2022 revenue was \$6,734,910 compared to \$6,383,766 in March 2021 which is a \$351,146 increase. The key reasons for this increase were as follows

Increase due to timing

- Property Tax (40110) of \$166,686

Increase due to Funding

- Sales Tax (40210) increase of \$142,519

Key Expenses for March 2022

71100399 – Other Contracted Services

Expenditures of \$26,291.39 were incurred to Frontline for payment of the Sub Management System renewal.

71100499 – Other Supplies

Expenditures of \$3,875.00 to Niswonger Foundation for 31-online class seats, for the spring semester

71100499-200 – Stem Classroom Grant

Expenditures of \$3,588.00 to Apple, Inc. for 12-IPads

71300730 – Vocational Instruction Equipment

The following expenditures were incurred

- \$2,885.10 for 30 Lincoln Welding Helmets for the DCHS CTE Program
- \$4,557.00 to Vital Signs Monitoring System for the DCHS CTE Health Occupations program
- \$18,398.00 for 25 HPE Notebooks for the DCHS CTE programs
- \$2,638.00 for 100-Cloud contracts for the DCHS CTE program

72120499 – Other Supplies

Expenditures of \$3,000 for The Sensory Path instruction program

EXPENDITURES (cont'd)

72250399 – Other Contracted Services

The following expenditures were incurred in this line item.

- \$4,986.00 to a Instructure for Studio Cloud subscription
- \$49,950.00 to Glimpse K12 Inc for program implementation
- \$16,137.00 to IXL for service site licensing-system wide

72310320 – Dues & Memberships

The expenditure of \$8,139.00 to TSBA for the annual membership renewal was incurred.

72310399 – Other Contracted Services

The expenditure of \$31,708.95 to the Lewis Group Architects for professional services we incurred

72410599 – Other Charges

The following key expense was incurred in this line item in March 2021

- \$5,533.62 to Riddell All-American for DCHS football equipment reconditioning
- \$2,882.22 to Riddell All American for the south side middle school football equipment reconditioning

72620335-00015 Maintenance & Repair of Buildings - DBHS

The expenditure of \$4,514.23 for the Theatre Lighting project materials was incurred

72620335-00016 Maintenance & Repair of Buildings - DCHS

The following expenditures were incurred

- The expenditure of \$6,300.79 for the Theatre Lighting project materials was incurred
- \$1,214.81 to Rackley East TN for roof repairs

72620336-00008 – Maintenance and Repair Equipment - GES

The expenditure of \$1,969.19 was incurred to HVAC, Inc. for system repairs

72620499 – Other Supplies

The following expenditures were incurred

- \$5,524.52 in electrical maintenance supplies
- \$4,937.03 for HVAC supplies
- \$6,654.29 for plumbing supplies
- \$7,275.00 to Share Corporation for drain and sewer maintenance chemicals
- \$6,570.00 to W.M.S Trimble Company for doors & accessories for C.O. renovations
- \$2,222.20 to Aluminum & Glass Systems for glass and framing for C.O. renovations
- \$2,969.72 to TN Office Supply for 50-cafeteria table seats
- \$9,829.00 to Tri-City mower & saw (zero turn)
- \$4,638.97 to Inspire Business Interiors for office furniture for C.O. renovations
- \$8,835.00 to Office Planning Group for office furniture – C.O. and Midway Center renovations
- \$3,170.36 to BSN Sports for Grounds Equipment (bases, field drags, paint machines, DBHS, DCHS, GVES, RVES)
- \$4,224.00 to ES Dockery, Inc. for ceiling tile and grid materials – C.O. renovations
- \$23,838.36 for general maintenance materials and supplies

72620701 – Administrative Equipment

The following expenditures were incurred

- \$26,200.70 to Worthington Direct for classroom furniture at LES (Niswonger Grant reimbursement)
- \$29,205.08 to Thompson & Litton for architectural fees for the Ionization project (ESSER 2.0 Grant Reimbursement)

Overall March 2022 Expenses Compared to March 2021 Expenses

Expenses in March 2022 were \$5,631,192.13 compared to \$5,597,230.50 in March 2021. This is an increase of \$33,961.63 as compared to March 2021. While this is a minimal variance

The key items contributing to the variance from the prior year expenses are listed below:

- An increase in salary and benefit expenses were actually around \$278,000, however this blends in due to a bonus payout last March totaling around \$348, 000 along with some other adjusting entries.

		CHECK CHECK					
FND	ACCT	OBJ	PRJ	NUMBER	DATE	VENDOR	AMOUNT
141	72620	499	000	141218262	03/04/2022	ALUMINUM & GLASS SYS	13.02
141	72620	499	000	141218262	03/04/2022	ALUMINUM & GLASS SYS	351.93
141	71100	429	000	141218263	03/04/2022	AMAZON CAPITAL SERVI	194.99
141	71100	429	000	141218263	03/04/2022	AMAZON CAPITAL SERVI	72.49
141	71100	429	000	141218263	03/04/2022	AMAZON CAPITAL SERVI	52.99
141	71100	429	000	141218263	03/04/2022	AMAZON CAPITAL SERVI	95.48
141	71100	429	000	141218263	03/04/2022	AMAZON CAPITAL SERVI	14.99
141	71100	429	000	141218263	03/04/2022	AMAZON CAPITAL SERVI	6.99
141	71100	429	000	141218263	03/04/2022	AMAZON CAPITAL SERVI	101.55
141	71100	429	000	141218263	03/04/2022	AMAZON CAPITAL SERVI	194.24
141	71100	429	000	141218263	03/04/2022	AMAZON CAPITAL SERVI	99.98
141	71100	429	000	141218263	03/04/2022	AMAZON CAPITAL SERVI	198.78
141	71100	429	000	141218263	03/04/2022	AMAZON CAPITAL SERVI	41.34
141	71100	429	000	141218263	03/04/2022	AMAZON CAPITAL SERVI	135.19
141	71100	429	000	141218263	03/04/2022	AMAZON CAPITAL SERVI	44.00
141	71100	429	000	141218263	03/04/2022	AMAZON CAPITAL SERVI	191.69
141	71100	429	000	141218263	03/04/2022	AMAZON CAPITAL SERVI	64.98
141	71100	429	000	141218263	03/04/2022	AMAZON CAPITAL SERVI	60.32
141	71100	429	000	141218263	03/04/2022	AMAZON CAPITAL SERVI	32.90
141	71100	429	000	141218263	03/04/2022	AMAZON CAPITAL SERVI	176.75
141	71100	429	000	141218263	03/04/2022	AMAZON CAPITAL SERVI	54.60
141	71100	429	000	141218263	03/04/2022	AMAZON CAPITAL SERVI	22.98
141	71100	429	000	141218263	03/04/2022	AMAZON CAPITAL SERVI	25.98
141	71100	429	000	141218263	03/04/2022	AMAZON CAPITAL SERVI	182.58
141	71100	429	000	141218263	03/04/2022	AMAZON CAPITAL SERVI	191.40
141	71100	429	000	141218263	03/04/2022	AMAZON CAPITAL SERVI	98.99
141	71100	429	000	141218263	03/04/2022	AMAZON CAPITAL SERVI	94.68
141	71100	429	000	141218263	03/04/2022	AMAZON CAPITAL SERVI	181.97
141	71100	429	000	141218263	03/04/2022	AMAZON CAPITAL SERVI	182.28
141	71100	429	000	141218263	03/04/2022	AMAZON CAPITAL SERVI	40.95
141	71100	429	000	141218264	03/04/2022	AMAZON CAPITAL	190.88
141	71100	299	000	141218265	03/04/2022	AMERICAN BENEFIT ADM	200.00
141	72250	499	000	141218266	03/04/2022	APPLE INC	79.00
141	72710	412	000	141218267	03/04/2022	ARCHER, LYNN	30.00
141	72210	432	000	141218268	03/04/2022	B&H PHOTO-VIDEO	3,667.32
141	72620	499	000	141218269	03/04/2022	BATTERIES PLUS LLC	131.92
141	72310	331	000	141218270	03/04/2022	BENNETT & DECAMP PLL	4,500.00
141	72210	355	000	141218271	03/04/2022	BLANTON, SCOTT	170.14
141	72220	355	000	141218272	03/04/2022	BOWMAN, JEREMY	41.83
141	72210	355	000	141218273	03/04/2022	CALDERWOOD, TAMARA	134.89
141	72220	355	000	141218274	03/04/2022	CAMPBELL, AMANDA	163.56
141	72620	499	000	141218275	03/04/2022	CAPITAL ONE TRADE CR	369.98
141	72220	355	000	141218276	03/04/2022	CARR, ABIGAIL	60.63
141	72250	499	000	141218277	03/04/2022	CDW GOVERNMENT, INC	363.95
141	72220	355	000	141218278	03/04/2022	CHAPMAN, JOHANNA	128.78
141	72250	499	000	141218280	03/04/2022	CHROMEBOOK PARTS .CO	2,449.75
141	72620	499	000	141218281	03/04/2022	CLINE-HOLDER ELECTRI	399.56
141	72620	499	000	141218281	03/04/2022	CLINE-HOLDER ELECTRI	354.50
141	72120	355	000	141218282	03/04/2022	COLLETTE, TERESA	117.97
141	72320	399	000	141218283	03/04/2022	COMCAST	84.90
141	72320	399	000	141218283	03/04/2022	COMCAST	101.90
141	72210	355	000	141218284	03/04/2022	CROLEY, MICHELLE	39.95
141	72220	355	000	141218285	03/04/2022	CULBERTSON, ALICIA	206.33
141	72230	355	000	141218286	03/04/2022	DBHS FFA	2,332.00
141	72230	355	000	141218287	03/04/2022	DBHS SKILLS USA	1,828.00
141	72230	355	000	141218288	03/04/2022	DCHS FFA	5,169.00

		CHECK		CHECK				
FND	ACCT	OBJ	PRJ	NUMBER	DATE	VENDOR	AMOUNT	
141	72230	355	000	141218289	03/04/2022	DCHS SKILLS USA	1,504.00	
141	72710	399	000	141218290	03/04/2022	DIRECT HEALTH CARE	1,000.00	
141	72230	355	000	141218291	03/04/2022	EAN SERVICES LLC	93.40	
141	72620	499	000	141218292	03/04/2022	EAST TENNESSEE RENT-	666.00	
141	72620	499	000	141218292	03/04/2022	EAST TENNESSEE RENT-	220.00	
141	72620	499	000	141218292	03/04/2022	EAST TENNESSEE RENT-	125.00	
141	71300	429	000	141218293	03/04/2022	ECONOMY BEAUTY SUPPL	243.46	
141	72620	499	000	141218294	03/04/2022	ELEAS SIGN INC	343.75	
141	72620	499	000	141218295	03/04/2022	FENCO SUPPLY	22.53	
141	72620	499	000	141218295	03/04/2022	FENCO SUPPLY	171.42	
141	72620	499	000	141218295	03/04/2022	FENCO SUPPLY	304.42	
141	72620	499	000	141218295	03/04/2022	FENCO SUPPLY	881.38	
141	72620	499	000	141218295	03/04/2022	FENCO SUPPLY	61.74	
141	72620	499	000	141218295	03/04/2022	FENCO SUPPLY	650.87	
141	72620	499	000	141218295	03/04/2022	FENCO SUPPLY	60.99	
141	72620	499	000	141218295	03/04/2022	FENCO SUPPLY	34.30	
141	72620	499	000	141218295	03/04/2022	FENCO SUPPLY	12.49	
141	72620	499	000	141218295	03/04/2022	FENCO SUPPLY	103.74	
141	72620	499	000	141218295	03/04/2022	FENCO SUPPLY	91.00	
141	72620	499	000	141218295	03/04/2022	FENCO SUPPLY	26.52	
141	72620	499	000	141218295	03/04/2022	FENCO SUPPLY	104.18	
141	72620	499	000	141218295	03/04/2022	FENCO SUPPLY	411.37	
141	72620	499	000	141218295	03/04/2022	FENCO SUPPLY	88.03	
141	72620	499	000	141218296	03/04/2022	FERGUSON ENTERPRISES	627.17	
141	72230	355	000	141218297	03/04/2022	FINK, CRYSTAL	72.85	
141	72210	432	000	141218299	03/04/2022	FOLLETT CONTENT SOLU	1,169.92	
141	72620	499	000	141218300	03/04/2022	FOSTER SIGNS	80.00	
141	72620	499	000	141218300	03/04/2022	FOSTER SIGNS	60.00	
141	72620	499	000	141218300	03/04/2022	FOSTER SIGNS	320.00	
141	72220	355	000	141218301	03/04/2022	FOX, JILL	33.84	
141	72250	355	000	141218302	03/04/2022	FULLBRIGHT, CURTIS	55.46	
141	72210	355	000	141218303	03/04/2022	GARST, JOHNATHAN	145.23	
141	72250	499	000	141218304	03/04/2022	GOVCONNECTION, INC	917.68	
141	72110	355	000	141218305	03/04/2022	GRAY, SHANNON	104.81	
141	72620	499	000	141218306	03/04/2022	HOBBS & ASSOCIATES	2,106.00	
141	71300	429	000	141218307	03/04/2022	HONORS GRADUATION	64.00	
141	72620	336	000	141218308	03/04/2022	HVAC INC	1,969.19	
141	73300	429	000	141218309	03/04/2022	INGLES MARKETS, INC	13.44	
141	73300	429	000	141218309	03/04/2022	INGLES MARKETS, INC	35.97	
141	72250	399	000	141218310	03/04/2022	INSTRUCTURE INC	4,986.00	
141	72710	424	000	141218311	03/04/2022	INTERSTATE BATTERY S	335.90	
141	72610	454	000	141218312	03/04/2022	JOHNSON CITY UTILITY	461.23	
141	72610	454	000	141218312	03/04/2022	JOHNSON CITY UTILITY	49.36	
141	72610	454	000	141218312	03/04/2022	JOHNSON CITY UTILITY	596.45	
141	72610	454	000	141218312	03/04/2022	JOHNSON CITY UTILITY	153.90	
141	72610	454	000	141218313	03/04/2022	JONESBOROUGH WATER D	1,720.53	
141	72610	454	000	141218313	03/04/2022	JONESBOROUGH WATER D	156.22	
141	72610	454	000	141218313	03/04/2022	JONESBOROUGH WATER D	840.26	
141	72610	454	000	141218313	03/04/2022	JONESBOROUGH WATER D	437.52	
141	72210	355	000	141218314	03/04/2022	KEYS, ASHLEY	94.47	
141	72210	524	000	141218314	03/04/2022	KEYS, ASHLEY	106.00	
141	72210	524	000	141218314	03/04/2022	KEYS, ASHLEY	60.00	
141	72410	355	000	141218315	03/04/2022	KITE, JOSH	356.26	
141	71200	429	000	141218316	03/04/2022	LAKESHORE LEARNING M	91.98	
141	72210	355	000	141218317	03/04/2022	LEONARD, JILL	84.60	
141	72310	399	000	141218318	03/04/2022	LEWIS GROUP ARCHITEC	208.95	

		CHECK CHECK							
FND	ACCT	OBJ	PRJ	NUMBER	DATE	VENDOR		AMOUNT	
141	72310	399	000	141218318	03/04/2022	LEWIS GROUP ARCHITEC		15,750.00	
141	72210	355	000	141218319	03/04/2022	LEWIS, DEE		77.08	
141	72220	355	000	141218320	03/04/2022	LOYD, KATHY		186.59	
141	72220	355	000	141218321	03/04/2022	LYONS, REBECCA		72.38	
141	72220	355	000	141218322	03/04/2022	MANN, ALEXANDRIA		112.80	
141	72510	355	000	141218323	03/04/2022	MASTERS, PAUL		22.56	
141	72710	424	000	141218324	03/04/2022	MATHESON TRI-GAS INC		69.96	
141	72210	355	000	141218325	03/04/2022	MCKINNEY, TWANA		88.07	
141	72710	412	000	141218326	03/04/2022	MCPHERSON FLEETCARD		6,577.87	
141	72120	355	000	141218327	03/04/2022	MEADE, MEAGAN		60.16	
141	72710	453	000	141218328	03/04/2022	MID-SOUTH BUS CENTER		519.27	
141	72710	453	000	141218328	03/04/2022	MID-SOUTH BUS CENTER		432.77	
141	72710	453	000	141218328	03/04/2022	MID-SOUTH BUS CENTER		54.47	
141	72710	453	000	141218328	03/04/2022	MID-SOUTH BUS CENTER		23.35	
141	72710	453	000	141218328	03/04/2022	MID-SOUTH BUS CENTER		323.49	
141	72710	453	000	141218328	03/04/2022	MID-SOUTH BUS CENTER		179.60	
141	72210	355	000	141218329	03/04/2022	MILHORN, AMANDA		87.89	
141	72120	355	000	141218330	03/04/2022	MILLER, JENNIFER		4.70	
141	72250	355	000	141218331	03/04/2022	MONEY, JEANA		23.50	
141	72220	355	000	141218332	03/04/2022	MYERS, MINDY		45.12	
141	71100	429	000	141218333	03/04/2022	NASCO		299.21	
141	71100	429	000	141218333	03/04/2022	NASCO		76.68	
141	71300	429	001	141218333	03/04/2022	NASCO		128.31	
141	71100	499	000	141218334	03/04/2022	NISWONGER FOUNDATION		3,750.00	
141	71100	499	000	141218334	03/04/2022	NISWONGER FOUNDATION		125.00	
141	71100	429	000	141218335	03/04/2022	OFFICE DEPOT		1,963.71	
141	71100	499	000	141218335	03/04/2022	OFFICE DEPOT		53.82	
141	71100	499	000	141218335	03/04/2022	OFFICE DEPOT		34.32	
141	71100	429	000	141218335	03/04/2022	OFFICE DEPOT		198.12	
141	71100	429	000	141218335	03/04/2022	OFFICE DEPOT		99.99	
141	71100	429	000	141218335	03/04/2022	OFFICE DEPOT		99.73	
141	71200	429	000	141218335	03/04/2022	OFFICE DEPOT		44.69	
141	71200	429	000	141218335	03/04/2022	OFFICE DEPOT		65.75	
141	71200	429	000	141218335	03/04/2022	OFFICE DEPOT		54.78	
141	71200	429	000	141218335	03/04/2022	OFFICE DEPOT		135.56	
141	71100	299	000	141218336	03/04/2022	THE OMNI GROUP		112.00	
141	71100	499	000	141218337	03/04/2022	ON QUEUE LLC		305.00	
141	71100	499	000	141218338	03/04/2022	OTC BRANDS INC		24.98	
141	71300	429	000	141218339	03/04/2022	PENN STATE INDUSTRIE		398.95	
141	72210	432	000	141218340	03/04/2022	PERMA-BOUND		2,703.00	
141	71100	429	000	141218341	03/04/2022	QUILL LLC		43.10	
141	71100	429	000	141218341	03/04/2022	QUILL LLC		922.49	
141	72250	499	000	141218341	03/04/2022	QUILL LLC		292.78	
141	72250	499	000	141218341	03/04/2022	QUILL LLC		507.33	
141	72250	499	000	141218341	03/04/2022	QUILL LLC		194.99	
141	72250	499	000	141218341	03/04/2022	QUILL LLC		567.54	
141	72250	499	000	141218341	03/04/2022	QUILL LLC		410.98	
141	72250	499	000	141218341	03/04/2022	QUILL LLC		289.78	
141	72250	499	000	141218341	03/04/2022	QUILL LLC		426.08	
141	71300	429	000	141218341	03/04/2022	QUILL LLC		6.99	
141	71300	429	000	141218341	03/04/2022	QUILL LLC		103.58	
141	71300	429	000	141218341	03/04/2022	QUILL LLC		186.60	
141	71300	429	000	141218341	03/04/2022	QUILL LLC		271.19	
141	71300	429	000	141218341	03/04/2022	QUILL LLC		18.06	
141	71300	429	000	141218341	03/04/2022	QUILL LLC		6.38	
141	71300	429	000	141218341	03/04/2022	QUILL LLC		40.45	

CHECK CHECK							
FND	ACCT	OBJ	PRJ	NUMBER	DATE	VENDOR	AMOUNT
141	72620	701	000	141218342	03/04/2022	RAPTOR TECHNOLOGIES	595.00
141	72210	432	000	141218343	03/04/2022	REFERENCE POINT PRES	1,214.10
141	72410	599	000	141218344	03/04/2022	RIDDELL ALL AMERICAN	5,533.62
141	72220	355	000	141218345	03/04/2022	ROSE, DONNA	74.26
141	72120	355	000	141218346	03/04/2022	SALYER, WENDI	9.87
141	72220	355	000	141218347	03/04/2022	SELF, LEA	208.68
141	72120	355	000	141218348	03/04/2022	SMITH, DONNA	57.34
141	72620	499	000	141218349	03/04/2022	SOUTHERN STATES CO-O	500.00
141	72620	499	000	141218349	03/04/2022	SOUTHERN STATES CO-O	566.50
141	72620	499	000	141218349	03/04/2022	SOUTHERN STATES CO-O	408.15
141	72220	355	000	141218350	03/04/2022	ST JOHN, SEBRENA	111.86
141	72510	355	000	141218351	03/04/2022	STEVENS, MICHELLE	9.40
141	72220	355	000	141218352	03/04/2022	TAYLOR, MISTY	98.70
141	72220	355	000	141218353	03/04/2022	TEILMANN, CHRISTIE	65.33
141	72250	499	000	141218354	03/04/2022	TELE-OPTICS COMMUNIC	150.00
141	72620	499	000	141218355	03/04/2022	TENNESSEE OFFICE SUP	476.00
141	72220	499	000	141218355	03/04/2022	TENNESSEE OFFICE SUP	423.38
141	72410	499	000	141218355	03/04/2022	TENNESSEE OFFICE SUP	265.69
141	72120	499	000	141218357	03/04/2022	THE SENSORY PATH	3,000.00
141	72120	355	000	141218358	03/04/2022	THOMAS, KARRIE	126.43
141	72620	499	000	141218359	03/04/2022	TMS SOUTH	967.18
141	72220	355	000	141218360	03/04/2022	TRAINOR, THEVA	43.71
141	72620	499	000	141218361	03/04/2022	TRI CITY MOWER & SAW	146.46
141	72620	499	000	141218361	03/04/2022	TRI CITY MOWER & SAW	250.00
141	72620	499	000	141218361	03/04/2022	TRI CITY MOWER & SAW	250.00
141	72620	499	000	141218361	03/04/2022	TRI CITY MOWER & SAW	604.70
141	72620	499	000	141218362	03/04/2022	UNITED RENTALS	80.21
141	72620	499	000	141218362	03/04/2022	UNITED RENTALS	371.34
141	72620	499	000	141218363	03/04/2022	VALLEY EQUIPMENT CO	316.20
141	71200	599	000	141218364	03/04/2022	VERIZON WIRELESS	59.98
141	72320	307	000	141218364	03/04/2022	VERIZON WIRELESS	2,028.66
141	72120	355	000	141218365	03/04/2022	WAGNER, KELLY	33.84
141	72620	499	000	141218366	03/04/2022	WILLIAMS ELECTRIC SU	39.78
141	72620	499	000	141218366	03/04/2022	WILLIAMS ELECTRIC SU	28.18
141	72620	499	000	141218366	03/04/2022	WILLIAMS ELECTRIC SU	15.68
141	72620	499	000	141218366	03/04/2022	WILLIAMS ELECTRIC SU	206.99
141	72620	499	000	141218366	03/04/2022	WILLIAMS ELECTRIC SU	54.90
141	72620	499	000	141218366	03/04/2022	WILLIAMS ELECTRIC SU	216.48
141	72620	499	000	141218366	03/04/2022	WILLIAMS ELECTRIC SU	50.20
141	72620	499	000	141218366	03/04/2022	WILLIAMS ELECTRIC SU	74.24
141	72620	499	000	141218366	03/04/2022	WILLIAMS ELECTRIC SU	205.71
141	72620	499	000	141218366	03/04/2022	WILLIAMS ELECTRIC SU	184.20
141	72210	355	000	141218367	03/04/2022	WILLIAMS, CHRISTEN	182.36
141	72210	355	000	141218368	03/04/2022	WOODWARD, HANNAH	48.45
141	72710	412	000	141218369	03/07/2022	MCPHERSON FLEETCARD	29,137.13
141	72710	425	000	141218369	03/07/2022	MCPHERSON FLEETCARD	14,885.55
141	72210	355	000	141218370	03/08/2022	ADAMS, JARROD	114.00
141	72210	355	000	141218371	03/08/2022	CARR, MELINDA	144.29
141	72210	355	000	141218372	03/08/2022	CROSBY, MEGAN	52.64
141	72210	355	000	141218373	03/08/2022	GOUGE, STEPHANIE	91.65
141	72210	355	000	141218374	03/08/2022	GRAY, STEPHANIE	216.00
141	73300	355	000	141218375	03/08/2022	LANE, TINA	53.58
141	72210	355	000	141218376	03/08/2022	SMITH, ALICE ANN	49.35
141	72620	701	000	141218377	03/08/2022	THOMPSON & LITTON IN	471.78
141	72210	355	000	141218378	03/08/2022	TRAVIS, MYRA	173.90
141	72250	499	000	141218379	03/11/2022	ADEMCO INC, DBA ADI	237.44

CHECK CHECK							
FND	ACCT	OBJ	PRJ	NUMBER	DATE	VENDOR	AMOUNT
141	72710	453	000	141218380	03/11/2022	ADVANCE AUTO PARTS	1,444.47
141	72710	425	000	141218381	03/11/2022	ALLEY, BOBBY	67.00
141	72710	330	000	141218382	03/11/2022	ALLY	350.54
141	71100	499	000	141218383	03/11/2022	AMAZON CAPITAL SERVI	588.39
141	72250	499	000	141218383	03/11/2022	AMAZON CAPITAL SERVI	19.99
141	72210	524	000	141218383	03/11/2022	AMAZON CAPITAL SERVI	13.90
141	71300	429	000	141218383	03/11/2022	AMAZON CAPITAL SERVI	934.58
141	71300	429	000	141218383	03/11/2022	AMAZON CAPITAL SERVI	592.10
141	71300	429	000	141218383	03/11/2022	AMAZON CAPITAL SERVI	226.40
141	71300	429	000	141218383	03/11/2022	AMAZON CAPITAL SERVI	722.95
141	71300	429	000	141218383	03/11/2022	AMAZON CAPITAL SERVI	89.90
141	71300	730	000	141218383	03/11/2022	AMAZON CAPITAL SERVI	923.00
141	71300	730	000	141218383	03/11/2022	AMAZON CAPITAL SERVI	2,885.10
141	71300	730	000	141218383	03/11/2022	AMAZON CAPITAL SERVI	302.51
141	71300	730	000	141218383	03/11/2022	AMAZON CAPITAL SERVI	239.99
141	71300	429	000	141218383	03/11/2022	AMAZON CAPITAL SERVI	592.43
141	71300	429	000	141218383	03/11/2022	AMAZON CAPITAL SERVI	169.90
141	72250	499	000	141218383	03/11/2022	AMAZON CAPITAL SERVI	44.67
141	72250	499	000	141218383	03/11/2022	AMAZON CAPITAL SERVI	625.54
141	72620	499	000	141218384	03/11/2022	ANDY OXY CO INC	25.48
141	71100	499	000	141218385	03/11/2022	APPLE INC	979.00
141	72620	335	000	141218385	03/11/2022	APPLE INC	208.00
141	72620	335	000	141218385	03/11/2022	APPLE INC	208.00
141	71300	730	000	141218385	03/11/2022	APPLE INC	849.00
141	72210	355	000	141218386	03/11/2022	BANKCARD CENTER	860.14
141	72210	524	000	141218386	03/11/2022	BANKCARD CENTER	1,866.00
141	72310	355	000	141218386	03/11/2022	BANKCARD CENTER	1,775.50
141	72310	599	000	141218386	03/11/2022	BANKCARD CENTER	1,353.80
141	72320	355	000	141218386	03/11/2022	BANKCARD CENTER	1,343.71
141	72510	399	000	141218386	03/11/2022	BANKCARD CENTER	2,201.88
141	72620	599	000	141218386	03/11/2022	BANKCARD CENTER	145.45
141	72250	355	000	141218386	03/11/2022	BANKCARD CENTER	1,718.40
141	72250	499	000	141218386	03/11/2022	BANKCARD CENTER	79.95
141	71100	499	000	141218387	03/11/2022	CAROLINA BIOLOGICAL	886.31
141	71100	499	000	141218387	03/11/2022	CAROLINA BIOLOGICAL	88.26
141	71100	499	000	141218388	03/11/2022	CENGAGE LEARNING	560.00
141	72610	599	000	141218389	03/11/2022	CENTURYLINK	28.00
141	72610	599	000	141218389	03/11/2022	CENTURYLINK	131.00
141	72610	454	000	141218390	03/11/2022	CHUCKEY UTILITY DIST	460.68
141	72610	599	000	141218391	03/11/2022	CINTAS	49.77
141	72610	599	000	141218391	03/11/2022	CINTAS	49.77
141	72610	599	000	141218391	03/11/2022	CINTAS	49.77
141	72610	599	000	141218391	03/11/2022	CINTAS	49.77
141	72610	599	000	141218391	03/11/2022	CINTAS	56.01
141	72610	599	000	141218391	03/11/2022	CINTAS	56.01
141	72610	599	000	141218391	03/11/2022	CINTAS	56.01
141	72610	599	000	141218391	03/11/2022	CINTAS	56.01
141	72610	599	000	141218391	03/11/2022	CINTAS	56.01
141	72610	599	000	141218391	03/11/2022	CINTAS	56.01
141	72610	599	000	141218391	03/11/2022	CINTAS	68.09
141	72610	599	000	141218391	03/11/2022	CINTAS	68.09
141	72610	599	000	141218391	03/11/2022	CINTAS	68.09
141	72610	599	000	141218391	03/11/2022	CINTAS	68.09
141	72610	599	000	141218391	03/11/2022	CINTAS	25.00
141	72610	599	000	141218391	03/11/2022	CINTAS	25.00
141	72610	599	000	141218391	03/11/2022	CINTAS	25.00
141	72610	599	000	141218391	03/11/2022	CINTAS	25.00
141	72620	599	000	141218391	03/11/2022	CINTAS	380.07

CHECK CHECK							
FND	ACCT	OBJ	PRJ	NUMBER	DATE	VENDOR	AMOUNT
141	72620	599	000	141218391	03/11/2022	CINTAS	380.07
141	72620	599	000	141218391	03/11/2022	CINTAS	380.07
141	72710	424	000	141218391	03/11/2022	CINTAS	40.47
141	72710	424	000	141218391	03/11/2022	CINTAS	40.47
141	72710	424	000	141218391	03/11/2022	CINTAS	40.47
141	72710	424	000	141218391	03/11/2022	CINTAS	105.46
141	72710	424	000	141218391	03/11/2022	CINTAS	105.46
141	72710	424	000	141218391	03/11/2022	CINTAS	105.46
141	72620	499	000	141218392	03/11/2022	CITY ELECTRIC SUPPLY	97.86
141	72620	499	000	141218392	03/11/2022	CITY ELECTRIC SUPPLY	312.65
141	72620	499	000	141218392	03/11/2022	CITY ELECTRIC SUPPLY	19.19
141	72620	499	000	141218392	03/11/2022	CITY ELECTRIC SUPPLY	133.68
141	72620	499	000	141218392	03/11/2022	CITY ELECTRIC SUPPLY	215.00
141	72620	499	000	141218392	03/11/2022	CITY ELECTRIC SUPPLY	57.16
141	72710	207	000	141218393	03/11/2022	DIRECT HEALTH CARE	200.00
141	72620	499	000	141218394	03/11/2022	DOWN TO EARTH	130.00
141	72620	499	000	141218394	03/11/2022	DOWN TO EARTH	572.65
141	72230	355	000	141218395	03/11/2022	DRINNON, SHANNON	57.15
141	72250	350	000	141218397	03/11/2022	ENA SERVICES LLC	5,926.00
141	72320	307	000	141218397	03/11/2022	ENA SERVICES LLC	358.20
141	72320	307	000	141218397	03/11/2022	ENA SERVICES LLC	436.56
141	72320	307	000	141218397	03/11/2022	ENA SERVICES LLC	619.54
141	72320	307	000	141218397	03/11/2022	ENA SERVICES LLC	507.03
141	72320	307	000	141218397	03/11/2022	ENA SERVICES LLC	190.19
141	72320	307	000	141218397	03/11/2022	ENA SERVICES LLC	322.96
141	72320	307	000	141218397	03/11/2022	ENA SERVICES LLC	235.22
141	72320	307	000	141218397	03/11/2022	ENA SERVICES LLC	239.16
141	72320	307	000	141218397	03/11/2022	ENA SERVICES LLC	199.98
141	72320	307	000	141218397	03/11/2022	ENA SERVICES LLC	226.78
141	72320	307	000	141218397	03/11/2022	ENA SERVICES LLC	170.19
141	72320	307	000	141218397	03/11/2022	ENA SERVICES LLC	421.32
141	72320	307	000	141218397	03/11/2022	ENA SERVICES LLC	212.63
141	72320	307	000	141218397	03/11/2022	ENA SERVICES LLC	207.19
141	72710	307	000	141218397	03/11/2022	ENA SERVICES LLC	54.42
141	72620	307	000	141218397	03/11/2022	ENA SERVICES LLC	237.66
141	72320	307	000	141218397	03/11/2022	ENA SERVICES LLC	224.60
141	72320	307	000	141218397	03/11/2022	ENA SERVICES LLC	507.29
141	72610	599	000	141218397	03/11/2022	ENA SERVICES LLC	935.17
141	73300	599	000	141218397	03/11/2022	ENA SERVICES LLC	99.18
141	72620	499	000	141218398	03/11/2022	ESKOLA LLC	365.00
141	72620	499	000	141218399	03/11/2022	FARRELL CALHOUN INC	539.46
141	72710	453	000	141218401	03/11/2022	FISHER AUTO PARTS	1,219.93
141	72610	399	000	141218402	03/11/2022	FLEENOR SECURITY SYS	63.03
141	72610	399	000	141218402	03/11/2022	FLEENOR SECURITY SYS	169.14
141	72610	399	000	141218402	03/11/2022	FLEENOR SECURITY SYS	240.00
141	72610	399	000	141218402	03/11/2022	FLEENOR SECURITY SYS	116.85
141	72610	399	000	141218402	03/11/2022	FLEENOR SECURITY SYS	105.69
141	72610	399	000	141218402	03/11/2022	FLEENOR SECURITY SYS	138.39
141	72210	524	000	141218403	03/11/2022	FOOD CITY	124.21
141	72310	599	000	141218403	03/11/2022	FOOD CITY	40.36
141	71100	399	000	141218404	03/11/2022	FRONTLINE TECHNOLOGI	26,291.39
141	72610	410	000	141218407	03/11/2022	HOME DEPOT PRO	400.40
141	72610	410	000	141218407	03/11/2022	HOME DEPOT PRO	785.08
141	72610	410	000	141218407	03/11/2022	HOME DEPOT PRO	54.84
141	72610	410	000	141218407	03/11/2022	HOME DEPOT PRO	127.96
141	72610	410	000	141218407	03/11/2022	HOME DEPOT PRO	472.72

		CHECK CHECK					
FND	ACCT	OBJ	PRJ	NUMBER	DATE	VENDOR	AMOUNT
141	72610	410	000	141218407	03/11/2022	HOME DEPOT PRO	1,304.36
141	72610	410	000	141218407	03/11/2022	HOME DEPOT PRO	1,153.92
141	72610	410	000	141218407	03/11/2022	HOME DEPOT PRO	745.70
141	72610	410	000	141218407	03/11/2022	HOME DEPOT PRO	1,963.98
141	72610	410	000	141218407	03/11/2022	HOME DEPOT PRO	1,542.03
141	72610	410	000	141218407	03/11/2022	HOME DEPOT PRO	528.27
141	72610	410	000	141218407	03/11/2022	HOME DEPOT PRO	291.59
141	72610	410	000	141218407	03/11/2022	HOME DEPOT PRO	554.72
141	72610	410	000	141218407	03/11/2022	HOME DEPOT PRO	656.38
141	72610	410	000	141218407	03/11/2022	HOME DEPOT PRO	1,000.07
141	72610	410	000	141218407	03/11/2022	HOME DEPOT PRO	789.51
141	72610	410	000	141218407	03/11/2022	HOME DEPOT PRO	165.86
141	71300	429	000	141218409	03/11/2022	J&P PARK ACQUISITION	94.70
141	72610	359	000	141218410	03/11/2022	JOHNSON CITY UTILITY	60.50
141	72210	524	000	141218411	03/11/2022	KAGAN PROFESSIONAL D	4,249.00
141	72610	499	000	141218413	03/11/2022	MEADE TRACTOR	4.38
141	71300	429	001	141218414	03/11/2022	NASCO	128.31
141	72610	499	000	141218415	03/11/2022	OLDE TOWNE SMALL ENG	36.50
141	72610	499	000	141218415	03/11/2022	OLDE TOWNE SMALL ENG	706.92
141	72610	499	000	141218415	03/11/2022	OLDE TOWNE SMALL ENG	29.90
141	71100	299	000	141218417	03/11/2022	OPTUM	350.00
141	71100	299	000	141218417	03/11/2022	OPTUM	100.00
141	72320	399	000	141218418	03/11/2022	PITNEY BOWES GLOBAL	862.20
141	71300	429	000	141218419	03/11/2022	POCKET NURSE	118.62
141	71300	429	000	141218419	03/11/2022	POCKET NURSE	635.68
141	71300	429	000	141218419	03/11/2022	POCKET NURSE	89.98
141	71300	429	000	141218419	03/11/2022	POCKET NURSE	561.08
141	72320	399	000	141218420	03/11/2022	RICOH USA, INC	663.30
141	72410	599	000	141218421	03/11/2022	RIDDELL ALL AMERICAN	2,882.22
141	72620	499	000	141218422	03/11/2022	SHARE CORPORATION	7,275.00
141	72250	499	000	141218423	03/11/2022	SHIELDS ELECTRONICS	299.00
141	72250	499	000	141218423	03/11/2022	SHIELDS ELECTRONICS	2,720.00
141	72120	599	000	141218424	03/11/2022	SHOE CARNIVAL INC	11.25
141	72120	599	000	141218424	03/11/2022	SHOE CARNIVAL INC	199.91
141	72250	499	000	141218425	03/11/2022	STAPLES	44.50
141	72610	399	000	141218426	03/11/2022	STATE OF TENNESSEE	60.00
141	72310	320	000	141218429	03/11/2022	TENN SCHOOL BOARDS A	8,139.00
141	71100	499	000	141218429	03/11/2022	TENN SCHOOL BOARDS A	276.00
141	72610	399	000	141218431	03/11/2022	TENNESSEE B&E UNIT	310.00
141	72610	399	000	141218431	03/11/2022	TENNESSEE B&E UNIT	60.00
141	72610	399	000	141218431	03/11/2022	TENNESSEE B&E UNIT	60.00
141	72610	399	000	141218431	03/11/2022	TENNESSEE B&E UNIT	60.00
141	72610	399	000	141218431	03/11/2022	TENNESSEE B&E UNIT	60.00
141	72610	399	000	141218431	03/11/2022	TENNESSEE B&E UNIT	60.00
141	72610	399	000	141218431	03/11/2022	TENNESSEE B&E UNIT	180.00
141	72610	399	000	141218431	03/11/2022	TENNESSEE B&E UNIT	120.00
141	72610	399	000	141218431	03/11/2022	TENNESSEE B&E UNIT	60.00
141	72610	399	000	141218431	03/11/2022	TENNESSEE B&E UNIT	60.00
141	72610	399	000	141218431	03/11/2022	TENNESSEE B&E UNIT	60.00
141	72610	399	000	141218431	03/11/2022	TENNESSEE B&E UNIT	60.00
141	72610	399	000	141218431	03/11/2022	TENNESSEE B&E UNIT	60.00
141	72610	399	000	141218431	03/11/2022	TENNESSEE B&E UNIT	60.00
141	72610	399	000	141218431	03/11/2022	TENNESSEE B&E UNIT	60.00
141	72210	336	000	141218432	03/11/2022	THE LIBRARY STORE	2,843.75
141	72620	499	000	141218433	03/11/2022	TMS SOUTH	677.06
141	72710	453	000	141218434	03/11/2022	TRUCK PRO	431.17
141	72710	453	000	141218434	03/11/2022	TRUCK PRO	380.62
141	72710	453	000	141218434	03/11/2022	TRUCK PRO	178.29
141	72320	307	000	141218436	03/11/2022	VERIZON WIRELESS	48.69

CHECK CHECK							
FND	ACCT	OBJ	PRJ	NUMBER	DATE	VENDOR	AMOUNT
141	72620	499	000	141218437	03/11/2022	WM. S. TRIMBLE COMPA	6,570.00
141	72620	701	000	141218438	03/11/2022	WORTHINGTON DIRECT	26,200.70
141	72320	355	000	141218456	03/14/2022	BOYD, JERRY	76.00
141	72320	355	000	141218456	03/14/2022	BOYD, JERRY	282.00
141	71100	499	000	141218457	03/14/2022	BROYLES, JILL	35.15
141	71100	499	000	141218458	03/14/2022	MAY, JEREMY	35.15
141	71100	499	000	141218459	03/14/2022	ROBERTS, ROBIN	35.15
141	71100	499	000	141218460	03/14/2022	SALYER, WENDI	35.15
141	71100	499	000	141218461	03/14/2022	SUMMEY, KENNETH	35.15
141	71100	499	000	141218462	03/14/2022	VANCE, JOSH	35.15
141	72620	499	000	141218464	03/18/2022	ALUMINUM & GLASS SYS	2,222.20
141	72210	499	000	141218465	03/18/2022	AMERICAN SCREEN DESI	302.47
141	72610	434	000	141218466	03/18/2022	ATMOS ENERGY	428.11
141	72610	434	000	141218466	03/18/2022	ATMOS ENERGY	495.73
141	72610	434	000	141218466	03/18/2022	ATMOS ENERGY	2,611.49
141	72610	434	000	141218466	03/18/2022	ATMOS ENERGY	1,005.31
141	72610	434	000	141218466	03/18/2022	ATMOS ENERGY	826.96
141	72610	434	000	141218466	03/18/2022	ATMOS ENERGY	791.48
141	72610	434	000	141218466	03/18/2022	ATMOS ENERGY	42.00
141	72610	434	000	141218466	03/18/2022	ATMOS ENERGY	3,913.44
141	72610	434	000	141218466	03/18/2022	ATMOS ENERGY	2,232.35
141	72620	335	000	141218467	03/18/2022	B&H PHOTO-VIDEO	4,606.64
141	72620	499	000	141218468	03/18/2022	BARNARD ROOFING	295.00
141	72620	499	000	141218468	03/18/2022	BARNARD ROOFING	285.00
141	72210	524	000	141218469	03/18/2022	BARNES & NOBLE INC	894.40
141	72220	355	000	141218470	03/18/2022	BLEDSOE, STACY	226.00
141	72610	434	000	141218471	03/18/2022	BLOSSMAN GAS & APPLI	4,198.64
141	72610	434	000	141218471	03/18/2022	BLOSSMAN GAS & APPLI	4,035.16
141	72610	434	000	141218471	03/18/2022	BLOSSMAN GAS & APPLI	945.19
141	72610	415	000	141218472	03/18/2022	BRIGHT RIDGE	6,666.70
141	72610	415	000	141218472	03/18/2022	BRIGHT RIDGE	2,673.62
141	72610	415	000	141218472	03/18/2022	BRIGHT RIDGE	2,522.73
141	72610	415	000	141218472	03/18/2022	BRIGHT RIDGE	11,305.42
141	72610	415	000	141218472	03/18/2022	BRIGHT RIDGE	12,245.87
141	72610	415	000	141218472	03/18/2022	BRIGHT RIDGE	4,496.08
141	72610	415	000	141218472	03/18/2022	BRIGHT RIDGE	10,518.46
141	72610	415	000	141218472	03/18/2022	BRIGHT RIDGE	6,811.45
141	72610	415	000	141218472	03/18/2022	BRIGHT RIDGE	5,716.03
141	72610	415	000	141218472	03/18/2022	BRIGHT RIDGE	9,491.21
141	72610	415	000	141218472	03/18/2022	BRIGHT RIDGE	6,202.30
141	72610	415	000	141218472	03/18/2022	BRIGHT RIDGE	7,745.25
141	72610	415	000	141218472	03/18/2022	BRIGHT RIDGE	11,893.39
141	72610	415	000	141218472	03/18/2022	BRIGHT RIDGE	24,094.41
141	72610	415	000	141218472	03/18/2022	BRIGHT RIDGE	22,691.83
141	72610	415	000	141218472	03/18/2022	BRIGHT RIDGE	14,275.26
141	72620	499	000	141218473	03/18/2022	BSN SPORTS	668.58
141	72610	399	000	141218475	03/18/2022	CHEM-AQUA INC	1,332.62
141	72220	355	000	141218476	03/18/2022	CHITTUM, ROB	154.63
141	71100	499	000	141218478	03/18/2022	DANIEL BOONE HIGH SC	415.96
141	71100	499	000	141218479	03/18/2022	DAVID CROCKETT HIGH	495.79
141	72320	348	000	141218480	03/18/2022	FINK, CRYSTAL	43.50
141	72250	399	000	141218482	03/18/2022	GLIMPSE K12INC	49,950.00
141	72410	355	000	141218483	03/18/2022	GOOD, DANNY	225.13
141	72250	499	000	141218484	03/18/2022	GOVCONNECTION, INC	233.22
141	72250	499	000	141218484	03/18/2022	GOVCONNECTION, INC	396.31
141	72250	499	000	141218484	03/18/2022	GOVCONNECTION, INC	761.98

CHECK CHECK							
FND	ACCT	OBJ	PRJ	NUMBER	DATE	VENDOR	AMOUNT
141	71300	730	000	141218484	03/18/2022	GOVCONNECTION, INC	917.68
141	72210	355	000	141218485	03/18/2022	GRANT, BRYON	60.16
141	72220	355	000	141218486	03/18/2022	GRAY, JAMES	226.00
141	72710	424	000	141218487	03/18/2022	GREENEVILLE OIL & PE	552.00
141	72210	355	000	141218488	03/18/2022	HUNT, BARBARA	52.64
141	72250	399	000	141218489	03/18/2022	INSIGHT PUBLIC SECTO	153.33
141	72210	524	000	141218490	03/18/2022	INST FOR MULTI SENSO	240.00
141	72250	399	000	141218491	03/18/2022	ISTE	1,250.00
141	72610	454	000	141218492	03/18/2022	JOHNSON CITY UTILITY	1,438.16
141	72610	454	000	141218492	03/18/2022	JOHNSON CITY UTILITY	1,460.50
141	72610	454	000	141218492	03/18/2022	JOHNSON CITY UTILITY	2,644.90
141	72610	359	000	141218492	03/18/2022	JOHNSON CITY UTILITY	968.00
141	72610	359	000	141218492	03/18/2022	JOHNSON CITY UTILITY	1,157.50
141	72610	359	000	141218492	03/18/2022	JOHNSON CITY UTILITY	55.00
141	72610	359	000	141218492	03/18/2022	JOHNSON CITY UTILITY	224.50
141	72610	359	000	141218492	03/18/2022	JOHNSON CITY UTILITY	518.00
141	72610	359	000	141218492	03/18/2022	JOHNSON CITY UTILITY	617.44
141	72610	359	000	141218492	03/18/2022	JOHNSON CITY UTILITY	305.62
141	72610	359	000	141218492	03/18/2022	JOHNSON CITY UTILITY	282.91
141	72610	359	000	141218492	03/18/2022	JOHNSON CITY UTILITY	109.02
141	72610	454	000	141218492	03/18/2022	JOHNSON CITY UTILITY	502.37
141	72610	454	000	141218492	03/18/2022	JOHNSON CITY UTILITY	22.55
141	72610	454	000	141218492	03/18/2022	JOHNSON CITY UTILITY	2,313.75
141	72610	359	000	141218492	03/18/2022	JOHNSON CITY UTILITY	6,648.00
141	72610	359	000	141218492	03/18/2022	JOHNSON CITY UTILITY	267.80
141	72610	359	000	141218493	03/18/2022	JONESBOROUGH WATER D	130.00
141	72610	454	000	141218493	03/18/2022	JONESBOROUGH WATER D	66.83
141	71100	499	000	141218494	03/18/2022	LAKESHORE LEARNING M	194.34
141	71100	399	000	141218495	03/18/2022	LANGUAGE TRAINING CE	65.00
141	71300	429	000	141218496	03/18/2022	LOWE'S	443.08
141	72410	599	000	141218496	03/18/2022	LOWE'S	98.23
141	72620	499	000	141218496	03/18/2022	LOWE'S	8,659.35
141	72250	499	000	141218496	03/18/2022	LOWE'S	128.61
141	71300	429	000	141218496	03/18/2022	LOWE'S	923.23
141	71300	429	000	141218496	03/18/2022	LOWE'S	831.01
141	72220	399	000	141218497	03/18/2022	MINI MIRACLES THERAP	9,020.20
141	72220	399	000	141218497	03/18/2022	MINI MIRACLES THERAP	870.00
141	71300	429	000	141218498	03/18/2022	MIZE FARM & GARDEN S	885.89
141	71300	429	000	141218498	03/18/2022	MIZE FARM & GARDEN S	967.00
141	71300	429	000	141218499	03/18/2022	MSC INDUSTRIAL SUPPL	41.01
141	71300	429	000	141218499	03/18/2022	MSC INDUSTRIAL SUPPL	942.36
141	71300	429	000	141218499	03/18/2022	MSC INDUSTRIAL SUPPL	14.20
141	71300	429	000	141218500	03/18/2022	MUD HOLE CUSTOM TACK	299.99
141	71200	429	000	141218501	03/18/2022	MULTI-HEALTH SYSTEMS	176.00
141	71100	499	000	141218502	03/18/2022	MUSICAL SOURCE INC	866.14
141	71100	499	000	141218502	03/18/2022	MUSICAL SOURCE INC	132.86
141	72220	355	000	141218503	03/18/2022	MYERS, MINDY	226.00
141	71300	429	000	141218504	03/18/2022	NATIONAL FFA ORGANIZ	533.60
141	71300	429	000	141218504	03/18/2022	NATIONAL FFA ORGANIZ	2.40
141	72810	499	000	141218505	03/18/2022	OFFICE DEPOT	198.64
141	72210	499	000	141218505	03/18/2022	OFFICE DEPOT	14.48
141	72210	499	000	141218505	03/18/2022	OFFICE DEPOT	36.17
141	72250	499	000	141218505	03/18/2022	OFFICE DEPOT	329.99
141	72210	355	000	141218506	03/18/2022	OGLE, JOSH	135.36
141	71100	299	000	141218507	03/18/2022	THE OMNI GROUP	112.00
141	72320	348	000	141218508	03/18/2022	PITNEY BOWES PURCHAS	1,000.00

		CHECK CHECK					
FND	ACCT	OBJ	PRJ	NUMBER	DATE	VENDOR	AMOUNT
141	71300	730	000	141218509	03/18/2022	POCKET NURSE	4,557.00
141	72610	328	000	141218510	03/18/2022	PREMIERE BUILDING MA	5,417.38
141	72610	328	000	141218510	03/18/2022	PREMIERE BUILDING MA	5,968.04
141	72610	328	000	141218510	03/18/2022	PREMIERE BUILDING MA	3,482.36
141	72610	328	000	141218510	03/18/2022	PREMIERE BUILDING MA	5,440.08
141	72610	328	000	141218510	03/18/2022	PREMIERE BUILDING MA	4,669.00
141	72610	328	000	141218510	03/18/2022	PREMIERE BUILDING MA	5,663.47
141	72610	328	000	141218510	03/18/2022	PREMIERE BUILDING MA	4,265.23
141	72610	328	000	141218510	03/18/2022	PREMIERE BUILDING MA	4,216.54
141	72610	328	000	141218510	03/18/2022	PREMIERE BUILDING MA	12,843.35
141	72610	328	000	141218510	03/18/2022	PREMIERE BUILDING MA	12,843.35
141	72610	328	000	141218510	03/18/2022	PREMIERE BUILDING MA	5,981.92
141	72250	499	000	141218511	03/18/2022	QUILL LLC	103.49
141	72250	499	000	141218511	03/18/2022	QUILL LLC	750.43
141	72250	499	000	141218511	03/18/2022	QUILL LLC	847.66
141	72250	499	000	141218511	03/18/2022	QUILL LLC	300.58
141	72250	499	000	141218511	03/18/2022	QUILL LLC	619.42
141	72250	499	000	141218511	03/18/2022	QUILL LLC	22.49
141	72250	499	000	141218511	03/18/2022	QUILL LLC	56.57
141	72250	499	000	141218511	03/18/2022	QUILL LLC	436.18
141	72250	499	000	141218511	03/18/2022	QUILL LLC	388.48
141	72250	499	000	141218511	03/18/2022	QUILL LLC	620.94
141	72250	499	000	141218511	03/18/2022	QUILL LLC	360.29
141	72320	435	000	141218511	03/18/2022	QUILL LLC	59.79
141	72220	355	000	141218512	03/18/2022	REID, JANEY	36.19
141	72620	499	000	141218514	03/18/2022	TENNESSEE OFFICE SUP	2,969.72
141	72610	399	000	141218516	03/18/2022	TENNESSEE B&E UNIT	60.00
141	72610	399	000	141218516	03/18/2022	TENNESSEE B&E UNIT	60.00
141	72610	399	000	141218516	03/18/2022	TENNESSEE B&E UNIT	120.00
141	71300	429	000	141218517	03/18/2022	THE KITHCEN AT GRACE	2,200.00
141	72220	355	000	141218518	03/18/2022	THOMPSON, LESLIE	113.27
141	72620	701	000	141218519	03/18/2022	THOMPSON & LITTON IN	9,231.19
141	72620	701	000	141218519	03/18/2022	THOMPSON & LITTON IN	854.03
141	72620	701	000	141218519	03/18/2022	THOMPSON & LITTON IN	2,804.36
141	72620	701	000	141218519	03/18/2022	THOMPSON & LITTON IN	5,015.00
141	72620	701	000	141218519	03/18/2022	THOMPSON & LITTON IN	9,100.00
141	72620	701	000	141218519	03/18/2022	THOMPSON & LITTON IN	2,200.50
141	72620	499	000	141218520	03/18/2022	TMS SOUTH	676.45
141	72620	499	000	141218520	03/18/2022	TMS SOUTH	1,958.22
141	71100	299	000	141218521	03/18/2022	TRUSTMARK SOLUTIONS	15.30
141	72620	499	000	141218522	03/18/2022	WASHINGTON FARMERS C	93.99
141	72620	499	000	141218522	03/18/2022	WASHINGTON FARMERS C	164.28
141	72620	499	000	141218522	03/18/2022	WASHINGTON FARMERS C	111.99
141	72620	499	000	141218522	03/18/2022	WASHINGTON FARMERS C	215.29
141	72620	499	000	141218522	03/18/2022	WASHINGTON FARMERS C	81.34
141	72620	499	000	141218522	03/18/2022	WASHINGTON FARMERS C	77.95
141	72230	336	000	141218523	03/18/2022	WEST HILLS TRACTOR,	169.35
141	71300	429	000	141218524	03/18/2022	WESTEL GREENHOUSE, L	876.06
141	71300	429	000	141218524	03/18/2022	WESTEL GREENHOUSE, L	119.30
141	72610	359	000	141218525	03/18/2022	WM CORPORATE SERVICE	377.70
141	72620	499	000	141218535	03/24/2022	AIRGAS INC, SOUTH DI	17.64
141	72620	499	000	141218536	03/24/2022	ALLIED METALS	144.76
141	72120	599	000	141218537	03/24/2022	AMAZON CAPITAL SERVI	140.85
141	72210	524	000	141218537	03/24/2022	AMAZON CAPITAL SERVI	31.45
141	71100	299	000	141218538	03/24/2022	AMERICAN FIDELITY AS	387.77
141	72620	335	000	141218539	03/24/2022	APPLE INC	849.00

		CHECK CHECK					
FND	ACCT	OBJ	PRJ	NUMBER	DATE	VENDOR	AMOUNT
141	72620	335	000	141218539	03/24/2022	APPLE INC	849.00
141	71100	499	000	141218539	03/24/2022	APPLE INC	598.00
141	72620	335	000	141218540	03/24/2022	B&H PHOTO-VIDEO	2,092.52
141	72620	335	000	141218540	03/24/2022	B&H PHOTO-VIDEO	1,364.71
141	72620	335	000	141218540	03/24/2022	B&H PHOTO-VIDEO	546.90
141	72210	432	000	141218541	03/24/2022	BAM, INSTITUTIONAL S	7.99
141	72210	432	000	141218541	03/24/2022	BAM, INSTITUTIONAL S	254.58
141	72210	432	000	141218541	03/24/2022	BAM, INSTITUTIONAL S	362.91
141	72210	432	000	141218541	03/24/2022	BAM, INSTITUTIONAL S	121.50
141	72210	432	000	141218541	03/24/2022	BAM, INSTITUTIONAL S	71.92
141	72210	432	000	141218541	03/24/2022	BAM, INSTITUTIONAL S	14.39
141	72210	432	000	141218541	03/24/2022	BAM, INSTITUTIONAL S	51.96
141	72210	432	000	141218541	03/24/2022	BAM, INSTITUTIONAL S	239.00
141	72210	432	000	141218541	03/24/2022	BAM, INSTITUTIONAL S	201.70
141	72710	450	000	141218542	03/24/2022	BEST ONE TIRE	1,000.00
141	72710	450	000	141218542	03/24/2022	BEST ONE TIRE	1,016.96
141	71100	399	000	141218543	03/24/2022	CADAS INC	903.00
141	71100	399	000	141218543	03/24/2022	CADAS INC	903.00
141	72250	499	000	141218544	03/24/2022	CDW GOVERNMENT, INC	198.12
141	72210	336	000	141218544	03/24/2022	CDW GOVERNMENT, INC	29.03
141	72250	499	000	141218544	03/24/2022	CDW GOVERNMENT, INC	358.80
141	72610	599	000	141218545	03/24/2022	CRYSTAL SPRINGS	66.91
141	72620	499	000	141218546	03/24/2022	FASTENAL	165.39
141	72620	499	000	141218547	03/24/2022	GOOD COMPANY	607.00
141	71300	730	000	141218548	03/24/2022	GOVCONNECTION, INC	2,638.00
141	72620	335	000	141218549	03/24/2022	GUITAR CENTER	90.25
141	72250	399	000	141218550	03/24/2022	IXL LEARNING	16,137.00
141	71100	499	000	141218551	03/24/2022	J W PEPPER & SON, IN	145.99
141	71100	499	000	141218551	03/24/2022	J W PEPPER & SON, IN	561.00
141	72610	399	000	141218552	03/24/2022	LEO'S PEST CONTROL	450.00
141	72310	399	000	141218553	03/24/2022	LEWIS GROUP ARCHITEC	15,750.00
141	72610	399	000	141218554	03/24/2022	MCCLAIN'S PEST CONTR	50.00
141	71300	429	000	141218555	03/24/2022	MIZE FARM & GARDEN S	982.74
141	72610	399	000	141218556	03/24/2022	NORTON'S PEST CONTRO	100.00
141	72210	432	000	141218557	03/24/2022	PERMA-BOUND	409.51
141	72610	399	000	141218558	03/24/2022	PREMIER FIRE PROTECT	2,700.00
141	72610	399	000	141218558	03/24/2022	PREMIER FIRE PROTECT	135.00
141	72610	328	000	141218559	03/24/2022	PREMIERE BUILDING MA	450.36
141	72120	399	000	141218560	03/24/2022	R.H.A.T. INC	175.00
141	72320	399	000	141218561	03/24/2022	RICOH USA, INC	2,150.12
141	72410	599	000	141218562	03/24/2022	RIDDELL ALL AMERICAN	350.00
141	72320	399	000	141218563	03/24/2022	ROBERT J. YOUNG COMP	5,372.69
141	72320	399	000	141218564	03/24/2022	SHRED A WAY	40.00
141	72320	399	000	141218564	03/24/2022	SHRED A WAY	40.00
141	72120	599	000	141218565	03/24/2022	SYNCHRONY BANK JCP	456.10
141	72210	524	000	141218566	03/24/2022	TENN MUSIC EDUCATION	90.00
141	72210	524	000	141218566	03/24/2022	TENN MUSIC EDUCATION	115.00
141	72210	336	000	141218567	03/24/2022	THE LIBRARY STORE	622.31
141	72620	499	000	141218568	03/24/2022	TRI CITY MOWER & SAW	9,829.00
141	72610	399	000	141218569	03/24/2022	VALLEY PROTEINS	300.00
141	72610	399	000	141218569	03/24/2022	VALLEY PROTEINS	300.00
141	72610	399	000	141218569	03/24/2022	VALLEY PROTEINS	600.00
141	72610	399	000	141218569	03/24/2022	VALLEY PROTEINS	600.00
141	72610	399	000	141218569	03/24/2022	VALLEY PROTEINS	550.00
141	71100	399	000	141218570	03/24/2022	VILLAGE BEHAVIORAL H	836.00
141	72130	322	000	141218571	03/24/2022	WASHINGTON COUNTY FO	1,600.00

		CHECK CHECK					
FND	ACCT	OBJ	PRJ	NUMBER	DATE	VENDOR	AMOUNT
141	72610	359	000	141218572	03/24/2022	WM CORPORATE SERVICE	59.63
141	72210	355	000	141218573	03/31/2022	ADAMS, JARROD	33.76
141	72710	330	000	141218574	03/31/2022	ALLY	331.59
141	73300	499	000	141218575	03/31/2022	AMERICAN RED CROSS	35.00
141	71100	299	000	141218576	03/31/2022	AMERICAN BENEFIT ADM	200.00
141	72220	499	000	141218577	03/31/2022	APPLE INC	898.00
141	71100	499	000	141218577	03/31/2022	APPLE INC	2,990.00
141	72220	499	000	141218577	03/31/2022	APPLE INC	118.00
141	72710	424	000	141218578	03/31/2022	ARCHER BROTHERS GARA	160.00
141	72710	424	000	141218578	03/31/2022	ARCHER BROTHERS GARA	150.00
141	72710	424	000	141218578	03/31/2022	ARCHER BROTHERS GARA	225.00
141	72710	424	000	141218578	03/31/2022	ARCHER BROTHERS GARA	225.00
141	72710	424	000	141218578	03/31/2022	ARCHER BROTHERS GARA	160.00
141	72710	424	000	141218578	03/31/2022	ARCHER BROTHERS GARA	450.00
141	72710	424	000	141218578	03/31/2022	ARCHER BROTHERS GARA	51.70
141	72620	499	000	141218579	03/31/2022	BSN SPORTS	3,170.36
141	72220	355	000	141218580	03/31/2022	CAMPBELL, AMANDA	167.79
141	72210	355	000	141218581	03/31/2022	CARR, MELINDA	91.65
141	72220	355	000	141218582	03/31/2022	CHAPMAN, JOHANNA	111.86
141	72610	454	000	141218583	03/31/2022	CITY OF KINGSPORT	365.24
141	72120	355	000	141218584	03/31/2022	COLLETTE, TERESA	82.25
141	72110	355	000	141218585	03/31/2022	CONSTABLE, SUSAN	108.00
141	72110	355	000	141218585	03/31/2022	CONSTABLE, SUSAN	269.78
141	72250	355	000	141218586	03/31/2022	COX, KATHY	108.00
141	72250	355	000	141218586	03/31/2022	COX, KATHY	270.72
141	72620	499	000	141218587	03/31/2022	ES DOCKERY, INC	979.20
141	72620	499	000	141218587	03/31/2022	ES DOCKERY, INC	4,224.00
141	72620	499	000	141218587	03/31/2022	ES DOCKERY, INC	994.75
141	72620	499	000	141218587	03/31/2022	ES DOCKERY, INC	993.00
141	72230	355	000	141218588	03/31/2022	FINK, CRYSTAL	137.71
141	72250	355	000	141218589	03/31/2022	FRANKLIN MARRIOTT CO	586.40
141	72250	355	000	141218590	03/31/2022	FRANKLIN MARIOTT	586.40
141	72110	355	000	141218591	03/31/2022	FRANKLIN MARRIOTT	586.40
141	72110	355	000	141218592	03/31/2022	FRANKLIN MARRIOTT	586.40
141	72210	355	000	141218593	03/31/2022	GOUGE, STEPHANIE	55.46
141	72250	499	000	141218594	03/31/2022	GOVCONNECTION, INC	198.05
141	72250	499	000	141218594	03/31/2022	GOVCONNECTION, INC	1,307.13
141	71300	730	000	141218594	03/31/2022	GOVCONNECTION, INC	18,398.00
141	72210	355	000	141218595	03/31/2022	GRAY, JAMES	270.72
141	72110	355	000	141218596	03/31/2022	GRAY, SHANNON	89.36
141	72110	355	000	141218596	03/31/2022	GRAY, SHANNON	108.00
141	72110	355	000	141218596	03/31/2022	GRAY, SHANNON	269.78
141	72230	355	000	141218597	03/31/2022	HALE, CHARLES	162.15
141	72210	355	000	141218598	03/31/2022	HAYES, CINDY	85.07
141	71100	429	000	141218599	03/31/2022	HIGHWATER CLAYS	77.50
141	72210	355	000	141218600	03/31/2022	HITE, MEGAN	38.07
141	72250	355	000	141218601	03/31/2022	HODGE, TAMMY	108.00
141	72210	355	000	141218602	03/31/2022	HUGHES, CAITLIN	103.40
141	72620	499	000	141218603	03/31/2022	INSPIRE BUSINESS INT	4,638.97
141	71100	499	000	141218604	03/31/2022	JEFFERS HANDBELL SUP	402.55
141	72610	454	000	141218605	03/31/2022	JOHNSON CITY UTILITY	551.94
141	72610	454	000	141218605	03/31/2022	JOHNSON CITY UTILITY	24.21
141	72610	454	000	141218605	03/31/2022	JOHNSON CITY UTILITY	2,801.45
141	72610	454	000	141218605	03/31/2022	JOHNSON CITY UTILITY	174.17
141	72610	454	000	141218606	03/31/2022	JONESBOROUGH WATER D	1,927.73
141	72610	454	000	141218606	03/31/2022	JONESBOROUGH WATER D	142.25

		CHECK CHECK					
FND	ACCT	OBJ	PRJ	NUMBER	DATE	VENDOR	AMOUNT
141	72610	454	000	141218606	03/31/2022	JONESBOROUGH WATER D	495.31
141	72610	359	000	141218606	03/31/2022	JONESBOROUGH WATER D	400.00
141	72610	454	000	141218606	03/31/2022	JONESBOROUGH WATER D	47.26
141	72610	454	000	141218606	03/31/2022	JONESBOROUGH WATER D	56.54
141	72610	454	000	141218606	03/31/2022	JONESBOROUGH WATER D	311.63
141	72610	359	000	141218606	03/31/2022	JONESBOROUGH WATER D	620.00
141	72610	454	000	141218606	03/31/2022	JONESBOROUGH WATER D	768.83
141	72610	359	000	141218606	03/31/2022	JONESBOROUGH WATER D	620.00
141	72610	454	000	141218606	03/31/2022	JONESBOROUGH WATER D	509.28
141	72210	524	000	141218607	03/31/2022	KAGAN PROFESSIONAL D	4,249.00
141	72210	524	000	141218608	03/31/2022	KAGAN PUBLISHING	1,144.00
141	72210	355	000	141218609	03/31/2022	KINCAID, ABBIGIAL	22.09
141	72210	355	000	141218610	03/31/2022	MCKINNEY, TWANA	71.81
141	72120	355	000	141218611	03/31/2022	MEADE, MEAGAN	102.46
141	71100	499	000	141218612	03/31/2022	MUSICIAN'S FRIEND	193.41
141	72220	355	000	141218613	03/31/2022	MYERS, MINDY	103.40
141	71300	429	001	141218614	03/31/2022	NASCO	38.20
141	71300	429	001	141218614	03/31/2022	NASCO	38.20
141	71100	429	000	141218615	03/31/2022	OFFICE DEPOT	10.62
141	71300	730	000	141218615	03/31/2022	OFFICE DEPOT	799.99
141	72210	499	000	141218615	03/31/2022	OFFICE DEPOT	248.45
141	72620	499	000	141218615	03/31/2022	OFFICE DEPOT	165.96
141	72620	499	000	141218616	03/31/2022	OFFICE PLANNING GROU	8,835.00
141	71100	206	000	141218617	03/31/2022	AMERICAN UNITED LIFE	1,576.87
141	71100	299	000	141218617	03/31/2022	AMERICAN UNITED LIFE	2,023.34
141	71200	206	000	141218617	03/31/2022	AMERICAN UNITED LIFE	17.57
141	71300	206	000	141218617	03/31/2022	AMERICAN UNITED LIFE	81.50
141	72110	206	000	141218617	03/31/2022	AMERICAN UNITED LIFE	4.71
141	72120	206	000	141218617	03/31/2022	AMERICAN UNITED LIFE	41.93
141	72130	206	000	141218617	03/31/2022	AMERICAN UNITED LIFE	63.75
141	72210	206	000	141218617	03/31/2022	AMERICAN UNITED LIFE	70.71
141	72220	206	000	141218617	03/31/2022	AMERICAN UNITED LIFE	44.00
141	72230	206	000	141218617	03/31/2022	AMERICAN UNITED LIFE	6.50
141	72320	206	000	141218617	03/31/2022	AMERICAN UNITED LIFE	18.29
141	72410	206	000	141218617	03/31/2022	AMERICAN UNITED LIFE	79.57
141	72510	206	000	141218617	03/31/2022	AMERICAN UNITED LIFE	6.50
141	72610	206	000	141218617	03/31/2022	AMERICAN UNITED LIFE	59.00
141	72620	206	000	141218617	03/31/2022	AMERICAN UNITED LIFE	28.00
141	72710	206	000	141218617	03/31/2022	AMERICAN UNITED LIFE	82.50
141	72810	206	000	141218617	03/31/2022	AMERICAN UNITED LIFE	8.00
141	72250	206	000	141218617	03/31/2022	AMERICAN UNITED LIFE	44.43
141	72210	355	000	141218618	03/31/2022	PERCELL, CINDY	50.29
141	72620	335	000	141218619	03/31/2022	RACKLEY EAST TN	1,214.81
141	72220	355	000	141218620	03/31/2022	ROSE, DONNA	62.98
141	72810	499	000	141218621	03/31/2022	SAM'S CLUB DIRECT	213.02
141	72120	355	000	141218622	03/31/2022	SMITH, DONNA	9.40
141	72220	355	000	141218623	03/31/2022	ST JOHN, SEBRENA	101.52
141	72620	335	000	141218624	03/31/2022	SWEETWATER	491.28
141	71100	217	000	141218625	03/31/2022	TENN CONSOLIDATED RE	13,483.91
141	72120	355	000	141218626	03/31/2022	THOMAS, KARRIE	125.02
141	72220	355	000	141218627	03/31/2022	THOMPSON, LESLIE	60.16
141	72620	499	000	141218628	03/31/2022	TMS SOUTH	532.20
141	72620	499	000	141218628	03/31/2022	TMS SOUTH	965.76
141	72620	499	000	141218628	03/31/2022	TMS SOUTH	250.23
141	71100	299	000	141218629	03/31/2022	TOMLINSON, KRISTEN	130.02
141	72210	355	000	141218630	03/31/2022	TURNER, ALEX	167.32

		CHECK CHECK					
<u>FND</u>	<u>ACCT</u>	<u>OBJ</u>	<u>PRJ</u>	<u>NUMBER</u>	<u>DATE</u>	<u>VENDOR</u>	<u>AMOUNT</u>
141	72120	355	000	141218631	03/31/2022	WAGNER, KELLY	80.37
141	72710	146	000	141218632	03/31/2022	WASHINGTON COUNTY SC	155.15
141	72710	201	000	141218632	03/31/2022	WASHINGTON COUNTY SC	10.42
141	72710	204	000	141218632	03/31/2022	WASHINGTON COUNTY SC	16.15
141	72710	212	000	141218632	03/31/2022	WASHINGTON COUNTY SC	2.43
141	72620	499	000	141218633	03/31/2022	WILLIAMS ELECTRIC SU	159.90
141	72620	499	000	141218633	03/31/2022	WILLIAMS ELECTRIC SU	239.85
141	72620	499	000	141218633	03/31/2022	WILLIAMS ELECTRIC SU	257.15
141	72620	499	000	141218633	03/31/2022	WILLIAMS ELECTRIC SU	425.51
141	72620	499	000	141218633	03/31/2022	WILLIAMS ELECTRIC SU	81.46
141	72620	499	000	141218633	03/31/2022	WILLIAMS ELECTRIC SU	85.25
141	72620	499	000	141218633	03/31/2022	WILLIAMS ELECTRIC SU	94.32
141	72620	499	000	141218633	03/31/2022	WILLIAMS ELECTRIC SU	162.89
141	72620	499	000	141218633	03/31/2022	WILLIAMS ELECTRIC SU	1,547.44
141	72210	355	000	141218634	03/31/2022	WILLIAMS, CHRISTEN	135.36
141	72620	499	000	141218635	03/31/2022	WM. S. TRIMBLE COMPA	445.00
141	72210	355	000	141218636	03/31/2022	WOODWARD, HANNAH	27.26
141	72120	355	000	141218637	03/31/2022	WOODY, KELLY	4.23
Totals for checks							904,741.80

FUND SUMMARY

<u>FUND</u>	<u>DESCRIPTION</u>	<u>BALANCE SHEET</u>	<u>REVENUE</u>	<u>EXPENSE</u>	<u>TOTAL</u>
141	GENERAL PURPOSE SCHOOL	0.00	0.00	904,741.80	904,741.80
***	Fund Summary Totals ***	0.00	0.00	904,741.80	904,741.80

***** End of report *****

Fnd T	Acct	Obj	Prj	Loc	Prg	Account Level Description	2021-22 Budget	March 2021-22 Monthly Activity	2021-22 FYTD Activity	Encumbered Amount	Unexpended Balance - YTD Act	2021-22 FYTD %
71100						REGULAR INSTRUCTION						
141 E	71100	116	000	00000	000	REGULAR TEACHERS	24,651,717.00	1,856,704.68	13,248,859.12	0.00	11,402,857.88	53.74
141 E	71100	117	000	00000	000	CAREER LADDER PROGRAM	107,865.00	0.00	28,681.10	0.00	79,183.90	26.59
141 E	71100	127	000	00000	000	CAREER LADDER EXTENDED CONTRAC	0.00	0.00	0.00	0.00	0.00	0.00
141 E	71100	128	000	00000	000	HOMEBOUND TEACHERS	15,300.00	1,835.00	7,830.00	0.00	7,470.00	51.18
141 E	71100	163	000	00000	000	EDUCATIONAL ASSISTANTS	1,484,543.00	112,428.15	801,153.73	0.00	683,389.27	53.97
141 E	71100	188	000	00000	000	BONUS PAYMENTS	0.00	0.00	0.00	0.00	0.00	0.00
141 E	71100	189	000	00000	000	OTHER SALARIES AND WAGES	0.00	0.00	9,000.00	0.00	-9,000.00	0.00
141 E	71100	195	000	00000	000	CERTIFIED SUBSTITUTE TEACHERS	200,000.00	23,375.09	180,451.54	0.00	19,548.46	90.23
141 E	71100	198	000	00000	000	NON-CERTIFIED SUBSTITUTE TEACH	302,000.00	20,230.00	168,816.88	0.00	133,183.12	55.90
141 E	71100	201	000	00000	000	SOCIAL SECURITY	1,658,425.00	116,261.88	823,407.29	0.00	835,017.71	49.65
141 E	71100	201	000	00000	100		0.00	0.00	0.00	0.00	0.00	0.00
141 E	71100	204	000	00000	000	STATE RETIREMENT	2,693,177.00	191,985.06	1,400,245.98	0.00	1,292,931.02	51.99
141 E	71100	206	000	00000	000	LIFE INSURANCE	15,000.00	1,576.87	10,269.42	0.00	4,730.58	68.46
141 E	71100	207	000	00000	000	MEDICAL INSURANCE	4,417,855.00	405,930.21	2,905,587.61	0.00	1,512,267.39	65.77
141 E	71100	210	000	00000	000	UNEMPLOYMENT COMPENSATION	32,000.00	0.00	5,112.04	0.00	26,887.96	15.98
141 E	71100	212	000	00000	000	EMPLOYER MEDICARE	387,858.00	27,402.39	197,325.17	0.00	190,532.83	50.88
141 E	71100	212	000	00000	100		0.00	0.00	0.00	0.00	0.00	0.00
141 E	71100	217	000	00000	000	RETIREMENT-HYBRID STABILIZATIO	115,000.00	13,483.91	115,387.98	0.00	-387.98	100.34
141 E	71100	299	000	00000	000	OTHER FRINGE BENEFITS	80,000.00	-3,128.23	16,706.11	0.00	63,293.89	20.88
141 E	71100	336	000	00000	000	MAINTENANCE AND REPAIR SERVICE	0.00	0.00	0.00	0.00	0.00	0.00
141 E	71100	399	000	00000	000	OTHER CONTRACTED SERVICES	4,284,768.00	28,998.39	2,657,733.11	0.00	1,627,034.89	62.03
141 E	71100	429	000	00000	000	INSTRUCTIONAL SUPPLIES & MATER	200,000.00	0.00	-27,875.88	0.00	227,875.88	-13.94
141 E	71100	429	000	00002	000	INSTRUCTIONAL SUPPLIES-ASBURY	0.00	0.00	1,213.08	0.00	-1,213.08	0.00
141 E	71100	429	000	00003	000	INSTRUCTIONAL SUPPLIES-MIDWAY	0.00	0.00	0.00	0.00	0.00	0.00
141 E	71100	429	000	00004	000	INSTRUCTIONAL SUPPLIES-BCES	0.00	0.00	13,008.41	0.00	-13,008.41	0.00
141 E	71100	429	000	00005	000	INSTRUCTIONAL SUPPLIES-BCMS	0.00	0.00	0.00	0.00	0.00	0.00
141 E	71100	429	000	00006	000	INSTRUCTIONAL SUPPLIES-GVES	0.00	0.00	11,140.88	0.00	-11,140.88	0.00
141 E	71100	429	000	00007	000	INSTRUCTIONAL SUPPLIES-FBES	0.00	198.12	5,414.61	0.00	-5,414.61	0.00
141 E	71100	429	000	00008	000	INSTRUCTIONAL SUPPLIES-GES	0.00	0.00	9,008.40	0.00	-9,008.40	0.00
141 E	71100	429	000	00009	000	INSTRUCTIONAL SUPPLIES-JES	0.00	0.00	11,266.23	0.00	-11,266.23	0.00
141 E	71100	429	000	00010	000	INSTRUCTIONAL SUPPLIES-JMS	0.00	375.89	7,374.44	0.00	-7,374.44	0.00
141 E	71100	429	000	00011	000	INSTRUCTIONAL SUPPLIES-LES	0.00	2,856.06	9,940.57	0.00	-9,940.57	0.00
141 E	71100	429	000	00012	000	INSTRUCTIONAL SUPPLIES-SCES	0.00	1,974.33	4,420.36	0.00	-4,420.36	0.00
141 E	71100	429	000	00013	000	INSTRUCTIONAL SUPPLIES-SSES	0.00	0.00	9,638.38	0.00	-9,638.38	0.00
141 E	71100	429	000	00014	000	INSTRUCTIONAL SUPPLIES-WVES	0.00	268.38	8,315.61	0.00	-8,315.61	0.00
141 E	71100	429	000	00015	000	INSTRUCTIONAL SUPPLIES-DBHS	0.00	965.59	17,840.94	0.00	-17,840.94	0.00
141 E	71100	429	000	00016	000	INSTRUCTIONAL SUPPLIES-DCHS	0.00	0.00	20,028.08	0.00	-20,028.08	0.00
141 E	71100	429	000	00025	000	INSTRUCTIONAL SUPPLIES-RVES	0.00	199.72	14,530.23	0.00	-14,530.23	0.00

Account Level						2021-22	March 2021-22	2021-22	Encumbered	Unexpended	2021-22
Fnd T Acct	Obj Prj Loc	Prg	Description	Budget	Monthly Activity	FYTD Activity	Amount	Balance - YTD Act	FYTD %		
71100	REGULAR INSTRUCTION										
141 E 71100 449 000 00000 000	TEXTBOOKS	130,000.00	0.00	116,209.96	0.00	13,790.04	89.39				
141 E 71100 499 000 00000 000	OTHER SUPPLIES AND MATERIALS	476,832.00	4,055.05	386,264.15	0.00	90,567.85	81.01				
141 E 71100 499 000 00000 100	OTHER SUPPLIES-CIVICS GRANT	24,000.00	0.00	0.00	0.00	24,000.00	0.00				
141 E 71100 499 000 00000 200	GRANT FUNDS	0.00	5,930.28	5,930.28	0.00	-5,930.28	0.00				
141 E 71100 499 000 00000 802	INSTR. SCIENCE CLASS SUPPLIES	0.00	0.00	18,417.22	0.00	-18,417.22	0.00				
141 E 71100 499 000 00002 000	OTHER SUPPLIES & MAT.-ASBURY	0.00	0.00	0.00	0.00	0.00	0.00				
141 E 71100 499 000 00003 000	OTHER SUPPLIES & MAT.-MIDWAY	0.00	0.00	0.00	0.00	0.00	0.00				
141 E 71100 499 000 00004 000	OTHER SUPPLIES & MAT.-BCES	0.00	0.00	3,190.60	0.00	-3,190.60	0.00				
141 E 71100 499 000 00005 000	OTHER SUPPLIES & MAT.-BCMS	0.00	0.00	0.00	0.00	0.00	0.00				
141 E 71100 499 000 00006 000	OTHER SUPPLIES & MAT.-GVES	0.00	0.00	2,436.52	0.00	-2,436.52	0.00				
141 E 71100 499 000 00007 000	OTHER SUPPLIES & MAT.-FBES	0.00	0.00	1,291.90	0.00	-1,291.90	0.00				
141 E 71100 499 000 00008 000	OTHER SUPPLIES & MAT.-GES	0.00	0.00	2,285.17	0.00	-2,285.17	0.00				
141 E 71100 499 000 00009 000	OTHER SUPPLIES & MAT.-JES	0.00	0.00	1,622.46	0.00	-1,622.46	0.00				
141 E 71100 499 000 00010 000	OTHER SUPPLIES & MAT.-JMS	0.00	0.00	1,372.00	0.00	-1,372.00	0.00				
141 E 71100 499 000 00011 000	OTHER SUPPLIES & MAT.-LES	0.00	0.00	1,440.38	0.00	-1,440.38	0.00				
141 E 71100 499 000 00012 000	OTHER SUPPLIES & MAT.-SCES	0.00	0.00	870.10	0.00	-870.10	0.00				
141 E 71100 499 000 00013 000	OTHER SUPPLIES & MAT.-SSES	0.00	0.00	1,225.52	0.00	-1,225.52	0.00				
141 E 71100 499 000 00014 000	OTHER SUPPLIES & MAT.-WVES	0.00	0.00	1,716.82	0.00	-1,716.82	0.00				
141 E 71100 499 000 00015 000	OTHER SUPPLIES & MAT.-DBHS	0.00	2,697.91	24,841.22	0.00	-24,841.22	0.00				
141 E 71100 499 000 00016 000	OTHER SUPPLIES & MAT.-DCHS	0.00	1,494.79	20,790.68	0.00	-20,790.68	0.00				
141 E 71100 499 000 00025 000	OTHER SUPPLIES & MAT.-RVES	0.00	0.00	48,937.12	0.00	-48,937.12	0.00				
141 E 71100 599 000 00000 000	OTHER CHARGES	0.00	0.00	0.00	0.00	0.00	0.00				
141 E 71100 --- --- ----- ---		41,276,340.00	2,818,099.52	23,330,673.52	0.00	17,945,666.48	56.52				
=====											
71200	SPECIAL EDUCATION PROGRAM										
141 E 71200 116 000 00000 000	SP.ED. TEACHERS	2,752,907.00	206,903.10	1,535,483.20	0.00	1,217,423.80	55.78				
141 E 71200 117 000 00000 000	CAREER LADDER PROGRAM	12,000.00	0.00	1,500.00	0.00	10,500.00	12.50				
141 E 71200 128 000 00000 000	HOMEBOUND TEACHERS	20,400.00	1,545.00	8,255.00	0.00	12,145.00	40.47				
141 E 71200 163 000 00000 000	EDUCATIONAL ASSISTANTS	361,934.00	29,346.50	200,325.97	0.00	161,608.03	55.35				
141 E 71200 171 000 00000 000	SPEECH PATHOLOGIST	211,203.00	17,583.27	123,082.89	0.00	88,120.11	58.28				
141 E 71200 189 000 00000 000	OTHER SALARIES	175,617.00	9,904.82	79,799.97	0.00	95,817.03	45.44				
141 E 71200 195 000 00000 000	CERTIFIED SUBSTITUTE TEACHERS	20,000.00	1,400.00	8,995.00	0.00	11,005.00	44.98				
141 E 71200 198 000 00000 000	NON-CERTIFIED SUBSTITUTE TEACH	65,000.00	2,065.00	9,310.00	0.00	55,690.00	14.32				
141 E 71200 201 000 00000 000	SOCIAL SECURITY	224,382.00	15,052.41	112,255.69	0.00	112,126.31	50.03				

Account Level		2021-22	March 2021-22	2021-22	Encumbered	Unexpended	2021-22
Fnd T Acct	Obj Prj Loc Prg Description	Budget	Monthly Activity	FYTD Activity	Amount	Balance - YTD Act	FYTD %
71200	SPECIAL EDUCATION PROGRAM						
141 E 71200 204 000 00000 000	STATE RETIREMENT	360,299.00	24,188.18	180,761.24	0.00	179,537.76	50.17
141 E 71200 206 000 00000 000	LIFE INSURANCE	2,810.00	17.57	2,757.28	0.00	52.72	98.12
141 E 71200 207 000 00000 000	MEDICAL INSURANCE	555,667.00	58,331.20	405,000.88	0.00	150,666.12	72.89
141 E 71200 212 000 00000 000	EMPLOYER MEDICARE	52,476.00	3,587.87	26,455.85	0.00	26,020.15	50.42
141 E 71200 299 000 00000 000	OTHER FRINGE BENEFITS	0.00	0.00	0.00	0.00	0.00	0.00
141 E 71200 399 000 00000 000	OTHER CONTRACTED SERVICES	6,000.00	0.00	0.00	0.00	6,000.00	0.00
141 E 71200 429 000 00000 000	INSTRUCTIONAL SUPPLIES & MATER	22,400.00	176.00	1,151.35	0.00	21,248.65	5.14
141 E 71200 429 000 00002 000	INSTRUCTIONAL SUP. & MAT.-ASBU	0.00	0.00	0.00	0.00	0.00	0.00
141 E 71200 429 000 00003 000	INSTRUCTIONAL SUP. & MAT.-MIDW	0.00	0.00	0.00	0.00	0.00	0.00
141 E 71200 429 000 00004 000	INSTRUCTIONAL SUP. & MAT.-BCES	0.00	0.00	2,401.62	0.00	-2,401.62	0.00
141 E 71200 429 000 00005 000	INSTRUCTIONAL SUP. & MAT.-BCMS	0.00	0.00	0.00	0.00	0.00	0.00
141 E 71200 429 000 00006 000	INSTRUCTIONAL SUP. & MAT.-GVES	0.00	91.98	3,979.73	0.00	-3,979.73	0.00
141 E 71200 429 000 00007 000	INSTRUCTIONAL SUP. & MAT.-FBES	0.00	0.00	198.83	0.00	-198.83	0.00
141 E 71200 429 000 00008 000	INSTRUCTIONAL SUP. & MAT.-GES	0.00	0.00	244.29	0.00	-244.29	0.00
141 E 71200 429 000 00009 000	INSTRUCTIONAL SUP. & MAT.-JES	0.00	0.00	1,332.01	0.00	-1,332.01	0.00
141 E 71200 429 000 00010 000	INSTRUCTIONAL SUP. & MAT.-JMS	0.00	0.00	595.39	0.00	-595.39	0.00
141 E 71200 429 000 00011 000	INSTRUCTIONAL SUP. & MAT.-LES	0.00	0.00	966.69	0.00	-966.69	0.00
141 E 71200 429 000 00012 000	INSTRUCTIONAL SUP. & MAT.-SCES	0.00	0.00	114.34	0.00	-114.34	0.00
141 E 71200 429 000 00013 000	INSTRUCTIONAL SUP. & MAT.-SSES	0.00	135.56	541.12	0.00	-541.12	0.00
141 E 71200 429 000 00014 000	INSTRUCTIONAL SUP. & MAT.-WVES	0.00	0.00	595.96	0.00	-595.96	0.00
141 E 71200 429 000 00015 000	INSTRUCTIONAL SUP. & MAT.-DBHS	0.00	0.00	988.83	0.00	-988.83	0.00
141 E 71200 429 000 00016 000	INSTRUCTIONAL SUP. & MAT.-DCHS	0.00	165.22	1,055.64	0.00	-1,055.64	0.00
141 E 71200 429 000 00025 000	INSTRUCTIONAL SUP. & MAT.-RVES	0.00	0.00	1,012.92	0.00	-1,012.92	0.00
141 E 71200 599 000 00000 000	OTHER CHARGES	6,140.00	59.98	641.01	0.00	5,498.99	10.44
141 E 71200 --- --- ----- ---		4,849,235.00	370,553.66	2,709,802.70	0.00	2,139,432.30	55.88
		=====	=====	=====	=====	=====	=====
71300	VOCATIONAL EDUCATION PROGRAM						
141 E 71300 116 000 00000 000	VOCATIONAL TEACHERS	1,784,604.00	144,735.06	1,068,287.34	0.00	716,316.66	59.86
141 E 71300 117 000 00000 000	CAREER LADDER PROGRAM	2,000.00	0.00	0.00	0.00	2,000.00	0.00
141 E 71300 163 000 00000 000	EDUCATIONAL ASSISTANTS	28,060.00	0.00	0.00	0.00	28,060.00	0.00
141 E 71300 195 000 00000 000	CERTIFIED SUBSTITUTE TEACHERS	20,000.00	2,485.00	12,110.00	0.00	7,890.00	60.55
141 E 71300 198 000 00000 000	NON-CERTIFIED SUBSTITUTE TEACH	25,000.00	4,410.00	17,010.00	0.00	7,990.00	68.04
141 E 71300 201 000 00000 000	SOCIAL SECURITY	115,299.00	8,521.80	63,203.57	0.00	52,095.43	54.82
141 E 71300 204 000 00000 000	STATE RETIREMENT	186,717.00	14,305.42	104,860.09	0.00	81,856.91	56.16

Fnd T	Acct	Obj	Prj	Loc	Prg	Account Level Description	2021-22 Budget	March 2021-22 Monthly Activity	2021-22 FYTD Activity	Encumbered Amount	Unexpended Balance - YTD Act	2021-22 FYTD %
71300						VOCATIONAL EDUCATION PROGRAM						
141 E	71300	206	000	00000	000	LIFE INSURANCE	1,305.00	81.50	1,060.50	0.00	244.50	81.26
141 E	71300	207	000	00000	000	MEDICAL INSURANCE	247,502.00	25,814.00	170,900.20	0.00	76,601.80	69.05
141 E	71300	212	000	00000	000	EMPLOYER MEDICARE	26,965.00	1,993.00	14,781.37	0.00	12,183.63	54.82
141 E	71300	299	000	00000	000	OTHER FRINGE BENEFITS	503.00	0.00	0.00	0.00	503.00	0.00
141 E	71300	429	000	00000	000	INSTRUCTIONAL SUPPLIES & MATER	105,533.00	3,075.08	39,970.34	0.00	65,562.66	37.87
141 E	71300	429	000	00002	000	INSTRUCTIONAL SUP. & MAT-ASB	0.00	0.00	0.00	0.00	0.00	0.00
141 E	71300	429	000	00003	000	INSTRUCTIONAL SUP. & MAT-MIDWA	0.00	0.00	0.00	0.00	0.00	0.00
141 E	71300	429	000	00004	000	INSTRUCTIONAL SUP. & MAT-BCES	0.00	0.00	0.00	0.00	0.00	0.00
141 E	71300	429	000	00005	000	INSTRUCTIONAL SUP. & MAT-BCMS	0.00	0.00	0.00	0.00	0.00	0.00
141 E	71300	429	000	00006	000	INSTRUCTIONAL SUP. & MAT-GVES	0.00	0.00	0.00	0.00	0.00	0.00
141 E	71300	429	000	00007	000	INSTRUCTIONAL SUP. & MAT-FBES	0.00	0.00	0.00	0.00	0.00	0.00
141 E	71300	429	000	00008	000	INSTRUCTIONAL SUP. & MAT-GES	0.00	0.00	0.00	0.00	0.00	0.00
141 E	71300	429	000	00009	000	INSTRUCTIONAL SUP. & MAT-JES	0.00	0.00	0.00	0.00	0.00	0.00
141 E	71300	429	000	00010	000	INSTRUCTIONAL SUP. & MAT-JMS	0.00	0.00	0.00	0.00	0.00	0.00
141 E	71300	429	000	00011	000	INSTRUCTIONAL SUP. & MAT-LES	0.00	0.00	0.00	0.00	0.00	0.00
141 E	71300	429	000	00012	000	INSTRUCTIONAL SUP. & MAT-SCES	0.00	0.00	0.00	0.00	0.00	0.00
141 E	71300	429	000	00013	000	INSTRUCTIONAL SUP. & MAT-SSES	0.00	0.00	0.00	0.00	0.00	0.00
141 E	71300	429	000	00014	000	INSTRUCTIONAL SUP. & MAT-WVES	0.00	0.00	0.00	0.00	0.00	0.00
141 E	71300	429	000	00015	000	INSTRUCTIONAL SUP. & MAT-DBHS	0.00	8,884.97	20,928.19	0.00	-20,928.19	0.00
141 E	71300	429	000	00016	000	INSTRUCTIONAL SUP. & MAT-DCHS	0.00	4,701.80	25,204.59	0.00	-25,204.59	0.00
141 E	71300	429	000	00025	000	INSTRUCTIONAL SUP. & MAT-RVES	0.00	0.00	0.00	0.00	0.00	0.00
141 E	71300	429	001	00000	000	SUPPLIES & MATERIALS_CTE GRANT	0.00	333.02	5,618.64	0.00	-5,618.64	0.00
141 E	71300	718	000	00000	000	MOTOR VEHICLE	0.00	0.00	0.00	0.00	0.00	0.00
141 E	71300	730	000	00000	000	VOCATIONAL INSTRUCTION EQUIPME	271,000.00	32,510.27	60,090.41	0.00	210,909.59	22.17
141 E	71300	730	000	00002	000	VOCATIONAL INSTR EQUIP-ASB	0.00	0.00	0.00	0.00	0.00	0.00
141 E	71300	730	000	00003	000	VOCATIONAL INSTR EQUIP-MIDWAY	0.00	0.00	0.00	0.00	0.00	0.00
141 E	71300	730	000	00004	000	VOCATIONAL INSTR EQUIP-BCES	0.00	0.00	0.00	0.00	0.00	0.00
141 E	71300	730	000	00005	000	VOCATIONAL INSTR EQUIP-BCMS	0.00	0.00	0.00	0.00	0.00	0.00
141 E	71300	730	000	00006	000	VOCATIONAL INSTR EQUIP-GVES	0.00	0.00	0.00	0.00	0.00	0.00
141 E	71300	730	000	00007	000	VOCATIONAL INSTR EQUIP-FBES	0.00	0.00	0.00	0.00	0.00	0.00
141 E	71300	730	000	00008	000	VOCATIONAL INSTR EQUIP-GES	0.00	0.00	0.00	0.00	0.00	0.00
141 E	71300	730	000	00009	000	VOCATIONAL INSTR EQUIP-JES	0.00	0.00	0.00	0.00	0.00	0.00
141 E	71300	730	000	00010	000	VOCATIONAL INSTR EQUIP-JMS	0.00	0.00	0.00	0.00	0.00	0.00
141 E	71300	730	000	00011	000	VOCATIONAL INSTR EQUIP-LES	0.00	0.00	0.00	0.00	0.00	0.00
141 E	71300	730	000	00012	000	VOCATIONAL INSTR EQUIP-SCES	0.00	0.00	0.00	0.00	0.00	0.00
141 E	71300	730	000	00013	000	VOCATIONAL INSTR EQUIP-SSES	0.00	0.00	0.00	0.00	0.00	0.00
141 E	71300	730	000	00014	000	VOCATIONAL INSTR EQUIP-WVES	0.00	0.00	0.00	0.00	0.00	0.00
141 E	71300	730	000	00015	000	VOCATIONAL INSTR EQUIP-DBHS	0.00	0.00	20,780.00	0.00	-20,780.00	0.00

Fnd T Acct	Obj Prj Loc	Prg Description	2021-22 Budget	March 2021-22 Monthly Activity	2021-22 FYTD Activity	Encumbered Amount	Unexpended Balance - YTD Act	2021-22 FYTD %
72110 ATTENDANCE PROGRAM								
141 E 72110	355 000 000000	000 TRAVEL	6,000.00	2,122.53	4,051.44	0.00	1,948.56	67.52
141 E 72110	499 000 000000	000 OTHER SUPPLIES AND MATERIALS	1,500.00	0.00	1,509.11	0.00	-9.11	100.61
141 E 72110	499 000 000000	100 OTHER SUPPLIES & MATERIALS_D	0.00	0.00	0.00	0.00	0.00	0.00
141 E 72110 --- --- ----- ---			147,562.00	15,737.41	100,022.59	0.00	47,539.41	67.78
72120 HEALTH SERVICES								
141 E 72120	131 000 000000	000 MEDICAL PERSONNEL	261,218.00	21,230.21	172,665.51	0.00	88,552.49	66.10
141 E 72120	189 000 000000	000 OTHER SALARIES & WAGES	442,953.00	30,652.56	234,928.69	0.00	208,024.31	53.04
141 E 72120	201 000 000000	000 SOCIAL SECURITY	43,659.00	2,962.43	23,660.12	0.00	19,998.88	54.19
141 E 72120	204 000 000000	000 STATE RETIREMENT	25,103.00	4,686.49	33,336.52	0.00	-8,233.52	132.80
141 E 72120	206 000 000000	000 LIFE INSURANCE	443.00	41.93	317.22	0.00	125.78	71.61
141 E 72120	207 000 000000	000 MEDICAL INSURANCE	143,701.00	13,314.40	87,141.20	0.00	56,559.80	60.64
141 E 72120	212 000 000000	000 EMPLOYER MEDICARE	10,210.00	692.82	5,533.38	0.00	4,676.62	54.20
141 E 72120	299 000 000000	000 OTHER FRINGE BENEFITS	0.00	0.00	0.00	0.00	0.00	0.00
141 E 72120	355 000 000000	000 TRAVEL	10,000.00	814.04	3,229.77	0.00	6,770.23	32.30
141 E 72120	399 000 000000	000 OTHER CONTRACTED SERVICES	5,000.00	175.00	3,052.32	0.00	1,947.68	61.05
141 E 72120	399 000 000000	100 OTHER C & S - DONATION	4,000.00	0.00	0.00	0.00	4,000.00	0.00
141 E 72120	413 000 000000	000 DRUGS AND MEDICAL SUPPLIES	0.00	0.00	0.00	0.00	0.00	0.00
141 E 72120	499 000 000000	000 OTHER SUPPLIES AND MATERIALS	29,000.00	750.00	20,845.06	0.00	8,154.94	71.88
141 E 72120	499 999 000000	000 OTHER SUPPLIES-DONATIONS	0.00	0.00	0.00	0.00	0.00	0.00
141 E 72120	599 000 000000	000 OTHER CHARGES	5,000.00	-55.95	781.21	0.00	4,218.79	15.62
141 E 72120 --- --- ----- ---			980,287.00	75,263.93	585,491.00	0.00	394,796.00	59.73
72130 OTHER STUDENT SUPPORT								
141 E 72130	117 000 000000	000 CAREER LADDER PROGRAM	2,000.00	0.00	1,000.00	0.00	1,000.00	50.00
141 E 72130	123 000 000000	000 GUIDANCE PERSONNEL	1,010,754.00	82,483.40	588,452.16	0.00	422,301.84	58.22
141 E 72130	201 000 000000	000 SOCIAL SECURITY	62,791.00	4,774.09	34,383.66	0.00	28,407.34	54.76
141 E 72130	204 000 000000	000 STATE RETIREMENT	97,326.00	8,259.43	59,047.77	0.00	38,278.23	60.67
141 E 72130	206 000 000000	000 LIFE INSURANCE	778.00	63.75	586.50	0.00	191.50	75.39
141 E 72130	207 000 000000	000 MEDICAL INSURANCE	169,463.00	15,552.60	102,122.80	0.00	67,340.20	60.26

Account Level						2021-22	March 2021-22	2021-22	Encumbered	Unexpended	2021-22
Fnd T Acct	Obj Prj Loc	Prg	Description	Budget	Monthly Activity	FYTD Activity	Amount	Balance - YTD Act	FYTD %		
72130	OTHER STUDENT SUPPORT										
141 E 72130 212 000 00000 000	EMPLOYER MEDICARE					14,685.00	1,116.54	8,041.37	0.00	6,643.63	54.76
141 E 72130 299 000 00000 000	OTHER FRINGE BENEFITS					0.00	0.00	0.00	0.00	0.00	0.00
141 E 72130 309 000 00000 000	CONTRACTS WITH GOVERNMENT AGEN					90,000.00	0.00	0.00	0.00	90,000.00	0.00
141 E 72130 310 000 00000 000	CONTRACTS W OTHER GOV. AGEN.					0.00	0.00	0.00	0.00	0.00	0.00
141 E 72130 322 000 00000 000	EVALUATION AND TESTING					70,000.00	1,600.00	50,610.15	0.00	19,389.85	72.30
141 E 72130 499 000 00000 000	OTHER SUPPLIES AND MATERIALS					7,200.00	0.00	0.00	0.00	7,200.00	0.00
141 E 72130 499 000 00002 000	OTHER SUPPLIES AND MAT.-ASB					0.00	0.00	0.00	0.00	0.00	0.00
141 E 72130 499 000 00003 000	OTHER SUPPLIES AND MAT.-MIDWAY					0.00	0.00	0.00	0.00	0.00	0.00
141 E 72130 499 000 00004 000	OTHER SUPPLIES AND MAT.-BCES					0.00	0.00	399.07	0.00	-399.07	0.00
141 E 72130 499 000 00005 000	OTHER SUPPLIES AND MAT.-BCMS					0.00	0.00	0.00	0.00	0.00	0.00
141 E 72130 499 000 00006 000	OTHER SUPPLIES AND MAT.-GVES					0.00	0.00	263.16	0.00	-263.16	0.00
141 E 72130 499 000 00007 000	OTHER SUPPLIES AND MAT.-FBES					0.00	0.00	146.76	0.00	-146.76	0.00
141 E 72130 499 000 00008 000	OTHER SUPPLIES AND MAT.-GES					0.00	0.00	377.62	0.00	-377.62	0.00
141 E 72130 499 000 00009 000	OTHER SUPPLIES AND MAT.-JES					0.00	0.00	217.70	0.00	-217.70	0.00
141 E 72130 499 000 00010 000	OTHER SUPPLIES AND MAT.-JMS					0.00	0.00	300.33	0.00	-300.33	0.00
141 E 72130 499 000 00011 000	OTHER SUPPLIES AND MAT.-LES					0.00	0.00	339.95	0.00	-339.95	0.00
141 E 72130 499 000 00012 000	OTHER SUPPLIES AND MAT.-SCES					0.00	0.00	3.99	0.00	-3.99	0.00
141 E 72130 499 000 00013 000	OTHER SUPPLIES AND MAT.-SSES					0.00	0.00	130.50	0.00	-130.50	0.00
141 E 72130 499 000 00014 000	OTHER SUPPLIES AND MAT.-WVES					0.00	0.00	0.00	0.00	0.00	0.00
141 E 72130 499 000 00015 000	OTHER SUPPLIES AND MAT.-DBHS					0.00	0.00	1,198.46	0.00	-1,198.46	0.00
141 E 72130 499 000 00016 000	OTHER SUPPLIES AND MAT.-DCHS					0.00	0.00	1,205.29	0.00	-1,205.29	0.00
141 E 72130 499 000 00025 000	OTHER SUPPLIES AND MAT.-RVES					0.00	0.00	386.95	0.00	-386.95	0.00
141 E 72130 790 000 00000 000	OTHER EQUIPMENT					127,517.00	0.00	127,516.40	0.00	0.60	100.00
						<hr/>	<hr/>	<hr/>	<hr/>	<hr/>	<hr/>
141 E 72130 --- --- ----- ---						1,652,514.00	113,849.81	976,730.59	0.00	675,783.41	59.11
						=====	=====	=====	=====	=====	=====
72210	SUPPORT REGULAR INSTRUCTION										
141 E 72210 105 000 00000 000	SUPERVISOR/DIRECTOR					387,550.00	29,450.36	268,225.24	0.00	119,324.76	69.21
141 E 72210 117 000 00000 000	CAREER LADDER PROGRAM					12,000.00	0.00	1,500.00	0.00	10,500.00	12.50
141 E 72210 127 000 00000 000	CAREER LADDER EXTENDED CONTRAC					0.00	0.00	0.00	0.00	0.00	0.00
141 E 72210 129 000 00000 000	LIBRARIANS					836,781.00	60,301.06	422,066.05	0.00	414,714.95	50.44
141 E 72210 138 000 00000 000	TECHNOLOGY PERSONNEL					0.00	0.00	0.00	0.00	0.00	0.00
141 E 72210 162 000 00000 000	CLERICAL PERSONNEL					168,529.00	13,622.77	100,142.26	0.00	68,386.74	59.42
141 E 72210 189 000 00000 000	OTHER SALARIES & WAGES					0.00	0.00	0.00	0.00	0.00	0.00
141 E 72210 201 000 00000 000	SOCIAL SECURITY					87,101.00	6,014.60	46,396.08	0.00	40,704.92	53.27

Account Level		2021-22	March 2021-22	2021-22	Encumbered	Unexpended	2021-22
Fnd T Acct	Obj Prj Loc Prg Description	Budget	Monthly Activity	FYTD Activity	Amount	Balance - YTD Act	FYTD %
72210	SUPPORT REGULAR INSTRUCTION						
141 E 72210 204 000 00000 000	STATE RETIREMENT	143,538.00	10,153.69	78,848.67	0.00	64,689.33	54.93
141 E 72210 206 000 00000 000	LIFE INSURANCE	921.00	70.71	708.84	0.00	212.16	76.96
141 E 72210 207 000 00000 000	MEDICAL INSURANCE	181,712.00	16,828.80	115,393.20	0.00	66,318.80	63.50
141 E 72210 212 000 00000 000	EMPLOYER MEDICARE	20,371.00	1,406.66	10,850.75	0.00	9,520.25	53.27
141 E 72210 299 000 00000 000	OTHER FRINGE BENEFITS	0.00	0.00	0.00	0.00	0.00	0.00
141 E 72210 336 000 00000 000	MAINTENANCE AND REPAIR SERVICE	25,000.00	3,495.09	17,562.17	0.00	7,437.83	70.25
141 E 72210 355 000 00000 000	TRAVEL	43,000.00	4,255.52	20,321.55	0.00	22,678.45	47.26
141 E 72210 432 000 00000 000	LIBRARY BOOKS	100,000.00	0.00	0.00	0.00	100,000.00	0.00
141 E 72210 432 000 00002 000	LIBRARY BOOKS-ASBURY	0.00	0.00	0.00	0.00	0.00	0.00
141 E 72210 432 000 00003 000	LIBRARY BOOKS-MIDWAY	0.00	0.00	0.00	0.00	0.00	0.00
141 E 72210 432 000 00004 000	LIBRARY BOOKS-BCES	0.00	2,703.00	10,170.23	0.00	-10,170.23	0.00
141 E 72210 432 000 00005 000	LIBRARY BOOKS-BCMS	0.00	0.00	0.00	0.00	0.00	0.00
141 E 72210 432 000 00006 000	LIBRARY BOOKS-GVES	0.00	409.51	8,327.34	0.00	-8,327.34	0.00
141 E 72210 432 000 00007 000	LIBRARY BOOKS-FBES	0.00	0.00	2,763.85	0.00	-2,763.85	0.00
141 E 72210 432 000 00008 000	LIBRARY BOOKS-GES	0.00	0.00	6,721.57	0.00	-6,721.57	0.00
141 E 72210 432 000 00009 000	LIBRARY BOOKS-JES	0.00	0.00	6,134.79	0.00	-6,134.79	0.00
141 E 72210 432 000 00010 000	LIBRARY BOOKS-JMS	0.00	0.00	6,780.39	0.00	-6,780.39	0.00
141 E 72210 432 000 00011 000	LIBRARY BOOKS-LES	0.00	0.00	5,205.81	0.00	-5,205.81	0.00
141 E 72210 432 000 00012 000	LIBRARY BOOKS-SCES	0.00	0.00	1,198.80	0.00	-1,198.80	0.00
141 E 72210 432 000 00013 000	LIBRARY BOOKS-SSES	0.00	0.00	4,677.72	0.00	-4,677.72	0.00
141 E 72210 432 000 00014 000	LIBRARY BOOKS-WVES	0.00	0.00	0.00	0.00	0.00	0.00
141 E 72210 432 000 00015 000	LIBRARY BOOKS-DBHS	0.00	2,384.02	14,708.29	0.00	-14,708.29	0.00
141 E 72210 432 000 00016 000	LIBRARY BOOKS-DCHS	0.00	4,993.27	10,455.08	0.00	-10,455.08	0.00
141 E 72210 432 000 00025 000	LIBRARY BOOKS-RVES	0.00	0.00	9,592.45	0.00	-9,592.45	0.00
141 E 72210 499 000 00000 000	OTHER SUPPLIES AND MATERIALS	10,000.00	601.57	1,071.20	0.00	8,928.80	10.71
141 E 72210 524 000 00000 000	IN SERVICE / STAFF DEVELOPMENT	190,000.00	13,182.96	45,960.30	0.00	144,039.70	24.19
141 E 72210 --- --- ----- ---		2,206,503.00	169,873.59	1,215,782.63	0.00	990,720.37	55.10
72220	SUPPORT SPECIAL EDUCATION -						
141 E 72220 105 000 00000 000	SUPERVISOR/DIRECTOR	161,137.00	13,398.93	120,590.37	0.00	40,546.63	74.84
141 E 72220 117 000 00000 000	CAREER LADDER PROGRAM	4,000.00	0.00	0.00	0.00	4,000.00	0.00
141 E 72220 124 000 00000 000	PSYCHOLOGICAL PERSONNEL	57,113.00	4,759.42	33,315.94	0.00	23,797.06	58.33
141 E 72220 127 000 00000 000	CAREER LADDER EXTENDED CONTRAC	0.00	0.00	0.00	0.00	0.00	0.00
141 E 72220 135 000 00000 000	ASSESSMENT PERSONNEL	167,518.00	13,959.93	97,719.51	0.00	69,798.49	58.33

Fnd T Acct	Obj Prj Loc	Prg Description	2021-22 Budget	March 2021-22 Monthly Activity	2021-22 FYTD Activity	Encumbered Amount	Unexpended Balance - YTD Act	2021-22 FYTD %
72250		SUPPORT EDUCATION TECHNOLOGY						
141 E 72250	105 000 00000 000	TECHNOLOGY SUPERVISOR	259,670.00	20,499.35	191,362.95	0.00	68,307.05	73.69
141 E 72250	121 000 00000 000	DATA PROCESSING PERSONNEL	169,626.00	10,734.32	106,604.17	0.00	63,021.83	62.85
141 E 72250	138 000 00000 000	INSTRUCTIONAL COMPUTER PERSONN	54,932.00	4,577.67	32,043.69	0.00	22,888.31	58.33
141 E 72250	189 000 00000 000	OTHER SALARIES & WAGES	316,282.00	23,494.16	215,698.88	0.00	100,583.12	68.20
141 E 72250	201 000 00000 000	SOCIAL SECURITY	49,632.00	3,454.24	31,843.19	0.00	17,788.81	64.16
141 E 72250	204 000 00000 000	STATE RETIREMENT	76,929.00	5,615.45	47,690.94	0.00	29,238.06	61.99
141 E 72250	206 000 00000 000	LIFE INSURANCE	479.00	44.43	345.72	0.00	133.28	72.18
141 E 72250	207 000 00000 000	MEDICAL INSURANCE	104,942.00	11,299.60	82,471.90	0.00	22,470.10	78.59
141 E 72250	212 000 00000 000	EMPLOYER MEDICARE	11,607.00	820.51	7,634.21	0.00	3,972.79	65.77
141 E 72250	299 000 00000 000	OTHER FRINGE BENEFITS	0.00	0.00	0.00	0.00	0.00	0.00
141 E 72250	350 000 00000 000	INTERNET CONNECTIVITY FEE	100,000.00	5,926.00	47,413.61	0.00	52,586.39	47.41
141 E 72250	355 000 00000 000	TRAVEL	7,000.00	3,456.88	6,952.01	0.00	47.99	99.31
141 E 72250	399 000 00000 000	OTHER CONTRACTED SERVICES	490,371.00	72,476.33	428,579.92	0.00	61,791.08	87.40
141 E 72250	499 000 00000 000	OTHER SUPPLIES & MATERIALS	498,531.00	17,779.09	264,194.14	0.00	234,336.86	52.99
141 E 72250	524 440 00000 000	IN-SERVICE/STAFF DEVELOPMENT	0.00	0.00	0.00	0.00	0.00	0.00
141 E 72250	599 000 00000 000	OTHER CHARGES	0.00	0.00	0.00	0.00	0.00	0.00
141 E 72250	--- --- ----- ---		2,140,001.00	180,178.03	1,462,835.33	0.00	677,165.67	68.36
			=====	=====	=====	=====	=====	=====
72310		BOARD OF EDUCATION SERVICES						
141 E 72310	191 000 00000 000	BOARD AND COMMITTEE MEMBERS FE	30,000.00	1,590.00	23,070.00	0.00	6,930.00	76.90
141 E 72310	201 000 00000 000	SOCIAL SECURITY	1,860.00	72.92	1,081.02	0.00	778.98	58.12
141 E 72310	204 000 00000 000	STATE RETIREMENT	2,883.00	131.18	1,964.80	0.00	918.20	68.15
141 E 72310	207 000 00000 000	MEDICAL INSURANCE	54,351.00	567.60	15,254.40	0.00	39,096.60	28.07
141 E 72310	212 000 00000 000	EMPLOYER MEDICARE	435.00	20.31	290.91	0.00	144.09	66.88
141 E 72310	305 000 00000 000	AUDIT SERVICES	60,000.00	0.00	64,820.00	0.00	-4,820.00	108.03
141 E 72310	320 000 00000 000	DUES AND MEMBERSHIPS	33,669.00	8,139.00	12,282.00	0.00	21,387.00	36.48
141 E 72310	331 000 00000 000	LEGAL SERVICES	54,000.00	4,500.00	40,500.00	0.00	13,500.00	75.00
141 E 72310	355 000 00000 000	TRAVEL	23,000.00	1,775.50	21,423.45	0.00	1,576.55	93.15
141 E 72310	399 000 00000 000	OTHER CONTRACTED SERVICES	4,000.00	31,708.95	31,708.95	0.00	-27,708.95	792.72
141 E 72310	502 000 00000 000	BUILDING & CONTENTS INSURANCE	130,613.00	0.00	130,613.00	0.00	0.00	100.00
141 E 72310	506 000 00000 000	LIABILITY INSURANCE	46,159.00	0.00	46,159.00	0.00	0.00	100.00
141 E 72310	508 000 00000 000	PREMIUMS ON CORPORATE SURETY B	16,554.00	0.00	0.00	0.00	16,554.00	0.00
141 E 72310	510 000 00000 000	TRUSTEE'S COMMISSION	580,000.00	41,179.39	530,797.59	0.00	49,202.41	91.52
141 E 72310	513 000 00000 000	WORKER'S COMPENSATION INSURANC	295,980.00	0.00	285,662.00	0.00	10,318.00	96.51

Fnd T	Acct	Obj	Prj	Loc	Prg	Account Level Description	2021-22 Budget	March 2021-22 Monthly Activity	2021-22 FYTD Activity	Encumbered Amount	Unexpended Balance - YTD Act	2021-22 FYTD %
72410						OFFICE OF THE PRINCIPAL						
141 E	72410	189	000	00000	000	OTHER SALARIES & WAGES	125,395.00	10,423.18	93,808.62	0.00	31,586.38	74.81
141 E	72410	201	000	00000	000	SOCIAL SECURITY	193,048.00	13,836.58	112,971.27	0.00	80,076.73	58.52
141 E	72410	204	000	00000	000	STATE RETIREMENT	314,455.00	23,929.77	197,562.62	0.00	116,892.38	62.83
141 E	72410	206	000	00000	000	LIFE INSURANCE	1,795.00	79.57	1,556.28	0.00	238.72	86.70
141 E	72410	207	000	00000	000	MEDICAL INSURANCE	487,700.00	50,706.40	344,788.80	0.00	142,911.20	70.70
141 E	72410	212	000	00000	000	EMPLOYER MEDICARE	45,148.00	3,235.97	26,420.57	0.00	18,727.43	58.52
141 E	72410	299	000	00000	000	OTHER FRINGE BENEFITS	0.00	0.00	0.00	0.00	0.00	0.00
141 E	72410	307	000	00000	000	COMMUNICATION	25,000.00	0.00	19,999.97	0.00	5,000.03	80.00
141 E	72410	307	000	00002	000	COMMUNICATION-ASBURY	0.00	0.00	0.00	0.00	0.00	0.00
141 E	72410	307	000	00003	000	COMMUNICATION-MIDWAY	0.00	0.00	0.00	0.00	0.00	0.00
141 E	72410	307	000	00004	000	COMMUNICATION-BCES	0.00	0.00	0.00	0.00	0.00	0.00
141 E	72410	307	000	00005	000	COMMUNICATION-BCMS	0.00	0.00	0.00	0.00	0.00	0.00
141 E	72410	307	000	00006	000	COMMUNICATION-GVES	0.00	0.00	0.00	0.00	0.00	0.00
141 E	72410	307	000	00007	000	COMMUNICATION-FBES	0.00	0.00	0.00	0.00	0.00	0.00
141 E	72410	307	000	00008	000	COMMUNICATION-GES	0.00	0.00	0.00	0.00	0.00	0.00
141 E	72410	307	000	00009	000	COMMUNICATION-JES	0.00	0.00	0.00	0.00	0.00	0.00
141 E	72410	307	000	00010	000	COMMUNICATION-JMS	0.00	0.00	0.00	0.00	0.00	0.00
141 E	72410	307	000	00011	000	COMMUNICATION-LES	0.00	0.00	0.00	0.00	0.00	0.00
141 E	72410	307	000	00012	000	COMMUNICATION-SCES	0.00	0.00	0.00	0.00	0.00	0.00
141 E	72410	307	000	00013	000	COMMUNICATION-SSES	0.00	0.00	0.00	0.00	0.00	0.00
141 E	72410	307	000	00014	000	COMMUNICATION-WVES	0.00	0.00	0.00	0.00	0.00	0.00
141 E	72410	307	000	00015	000	COMMUNICATION-DBHS	0.00	0.00	0.00	0.00	0.00	0.00
141 E	72410	307	000	00016	000	COMMUNICATION-DCHS	0.00	0.00	0.00	0.00	0.00	0.00
141 E	72410	307	000	00025	000	COMMUNICATION-RVES	0.00	0.00	0.00	0.00	0.00	0.00
141 E	72410	355	000	00000	000	TRAVEL	7,000.00	581.39	2,838.33	0.00	4,161.67	40.55
141 E	72410	499	000	00000	000	OTHER SUPPLIES AND MATERIALS	71,274.00	0.00	34,232.64	0.00	37,041.36	48.03
141 E	72410	499	000	00002	000	OTHER SUPP. & MATERIALS-ASBURY	0.00	0.00	0.00	0.00	0.00	0.00
141 E	72410	499	000	00003	000	OTHER SUPP. & MATERIALS-MIDWAY	0.00	0.00	0.00	0.00	0.00	0.00
141 E	72410	499	000	00004	000	OTHER SUPP. & MATERIALS-BCES	0.00	0.00	397.78	0.00	-397.78	0.00
141 E	72410	499	000	00005	000	OTHER SUPP. & MATERIALS-BCMS	0.00	0.00	0.00	0.00	0.00	0.00
141 E	72410	499	000	00006	000	OTHER SUPP. & MATERIALS-GVES	0.00	0.00	165.27	0.00	-165.27	0.00
141 E	72410	499	000	00007	000	OTHER SUPP. & MATERIALS-FBES	0.00	0.00	288.09	0.00	-288.09	0.00
141 E	72410	499	000	00008	000	OTHER SUPP. & MATERIALS-GES	0.00	0.00	186.72	0.00	-186.72	0.00
141 E	72410	499	000	00009	000	OTHER SUPP. & MATERIALS-JES	0.00	0.00	401.73	0.00	-401.73	0.00
141 E	72410	499	000	00010	000	OTHER SUPP. & MATERIALS-JMS	0.00	0.00	397.30	0.00	-397.30	0.00
141 E	72410	499	000	00011	000	OTHER SUPP. & MATERIALS-LES	0.00	0.00	433.28	0.00	-433.28	0.00
141 E	72410	499	000	00012	000	OTHER SUPP. & MATERIALS-SCES	0.00	0.00	395.58	0.00	-395.58	0.00
141 E	72410	499	000	00013	000	OTHER SUPP. & MATERIALS-SSES	0.00	0.00	399.44	0.00	-399.44	0.00

Account Level						2021-22	March 2021-22	2021-22	Encumbered	Unexpended	2021-22
Fnd T Acct	Obj Prj Loc	Prg	Description	Budget	Monthly Activity	FYTD Activity	Amount	Balance - YTD Act	FYTD %		
72410 OFFICE OF THE PRINCIPAL											
141 E 72410 499 000 00014 000	OTHER SUPP. & MATERIALS-WVES					0.00	265.69	265.69	0.00	-265.69	0.00
141 E 72410 499 000 00015 000	OTHER SUPP. & MATERIALS-DBHS					0.00	0.00	399.65	0.00	-399.65	0.00
141 E 72410 499 000 00016 000	OTHER SUPP. & MATERIALS-DCHS					0.00	0.00	400.53	0.00	-400.53	0.00
141 E 72410 499 000 00025 000	OTHER SUPP. & MATERIALS-RVES					0.00	0.00	331.44	0.00	-331.44	0.00
141 E 72410 599 000 00000 000	OTHER CHARGES					65,000.00	8,864.07	50,295.96	0.00	14,704.04	77.38
141 E 72410 599 000 00000 001	OTHER CHARGES-PEPSI SPONSOR					0.00	0.00	0.00	0.00	0.00	0.00
141 E 72410 599 000 00000 002	OTHER CHARGES-PEPSI SCOREBOARD					0.00	0.00	0.00	0.00	0.00	0.00
141 E 72410 599 000 00000 003	OTHER CHARGES-PEPSI SCHOLARSHI					0.00	0.00	0.00	0.00	0.00	0.00
141 E 72410 --- --- ----- ---						4,324,090.00	340,235.34	2,726,496.85	0.00	1,597,593.15	63.05
72510 FISCAL SERVICES											
141 E 72510 105 000 00000 000	SUPERVISOR/DIRECTOR					146,867.00	11,272.84	107,091.98	0.00	39,775.02	72.92
141 E 72510 162 000 00000 000	ACCOUNTING CLERK					148,692.00	11,430.40	108,588.80	0.00	40,103.20	73.03
141 E 72510 201 000 00000 000	SOCIAL SECURITY					18,325.00	1,291.90	12,609.47	0.00	5,715.53	68.81
141 E 72510 204 000 00000 000	STATE RETIREMENT					28,403.00	2,181.76	20,726.72	0.00	7,676.28	72.97
141 E 72510 206 000 00000 000	LIFE INSURANCE					60.00	6.50	40.50	0.00	19.50	67.50
141 E 72510 207 000 00000 000	MEDICAL INSURANCE					44,364.00	6,515.60	44,927.60	0.00	-563.60	101.27
141 E 72510 212 000 00000 000	EMPLOYER MEDICARE					4,286.00	302.14	2,949.07	0.00	1,336.93	68.81
141 E 72510 355 000 00000 000	TRAVEL					2,398.00	31.96	346.53	0.00	2,051.47	14.45
141 E 72510 399 000 00000 000	OTHER CONTRACTED SERVICES					671.00	2,201.88	4,833.60	0.00	-4,162.60	720.36
141 E 72510 499 000 00000 000	OTHER SUPPLIES AND MATERIALS					672.00	0.00	2,203.92	0.00	-1,531.92	327.96
141 E 72510 --- --- ----- ---						394,738.00	35,234.98	304,318.19	0.00	90,419.81	77.09
72610 OPERATION OF PLANT											
141 E 72610 166 000 00000 000	CUSTODIAL PERSONNEL					733,898.00	54,010.55	503,518.66	0.00	230,379.34	68.61
141 E 72610 189 000 00000 000	OTHER SALARIES & WAGES					131,301.00	16,144.08	149,732.98	0.00	-18,431.98	114.04
141 E 72610 201 000 00000 000	SOCIAL SECURITY					53,642.00	4,113.37	38,828.55	0.00	14,813.45	72.38
141 E 72610 204 000 00000 000	STATE RETIREMENT					83,146.00	5,694.17	51,837.01	0.00	31,308.99	62.34
141 E 72610 206 000 00000 000	LIFE INSURANCE					695.00	59.00	518.00	0.00	177.00	74.53
141 E 72610 207 000 00000 000	MEDICAL INSURANCE					236,577.00	15,315.00	110,967.40	0.00	125,609.60	46.91

Fnd T Acct	Obj Prj Loc	Prg Description	2021-22 Budget	March 2021-22 Monthly Activity	2021-22 FYTD Activity	Encumbered Amount	Unexpended Balance - YTD Act	2021-22 FYTD %
72610		OPERATION OF PLANT						
141 E 72610	212 000 000000 000	EMPLOYER MEDICARE	12,545.00	961.97	9,080.54	0.00	3,464.46	72.38
141 E 72610	328 000 000000 000	JANITORIAL SERVICES	844,000.00	0.00	108.00	0.00	843,892.00	0.01
141 E 72610	328 000 00002 000	JANITORIAL SERVICES-ASBURY	0.00	0.00	0.00	0.00	0.00	0.00
141 E 72610	328 000 00003 000	JANITORIAL SERVICES-MIDWAY	0.00	0.00	0.00	0.00	0.00	0.00
141 E 72610	328 000 00004 000	JANITORIAL SERVICES-BCES	0.00	5,417.38	48,855.42	0.00	-48,855.42	0.00
141 E 72610	328 000 00005 000	JANITORIAL SERVICES-BCMS	0.00	0.00	0.00	0.00	0.00	0.00
141 E 72610	328 000 00006 000	JANITORIAL SERVICES-GVES	0.00	5,968.04	47,744.32	0.00	-47,744.32	0.00
141 E 72610	328 000 00007 000	JANITORIAL SERVICES-FBES	0.00	3,482.36	32,493.24	0.00	-32,493.24	0.00
141 E 72610	328 000 00008 000	JANITORIAL SERVICES-GES	0.00	0.00	5,968.04	0.00	-5,968.04	0.00
141 E 72610	328 000 00009 000	JANITORIAL SERVICES-JES	0.00	5,440.08	48,960.72	0.00	-48,960.72	0.00
141 E 72610	328 000 00010 000	JANITORIAL SERVICES-JMS	0.00	4,669.00	42,021.00	0.00	-42,021.00	0.00
141 E 72610	328 000 00011 000	JANITORIAL SERVICES-LES	0.00	0.00	0.00	0.00	0.00	0.00
141 E 72610	328 000 00012 000	JANITORIAL SERVICES-SCES	0.00	5,663.47	50,971.23	0.00	-50,971.23	0.00
141 E 72610	328 000 00013 000	JANITORIAL SERVICES-SSES	0.00	4,265.23	38,605.86	0.00	-38,605.86	0.00
141 E 72610	328 000 00014 000	JANITORIAL SERVICES-WVES	0.00	4,216.54	38,194.02	0.00	-38,194.02	0.00
141 E 72610	328 000 00015 000	JANITORIAL SERVICES-DBHS	0.00	13,293.71	116,040.51	0.00	-116,040.51	0.00
141 E 72610	328 000 00016 000	JANITORIAL SERVICES-DCHS	0.00	12,843.35	115,590.15	0.00	-115,590.15	0.00
141 E 72610	328 000 00025 000	JANITORIAL SERVICES-RVES	0.00	5,981.92	54,179.28	0.00	-54,179.28	0.00
141 E 72610	359 000 00000 000	DISPOSAL FEES	124,000.00	7,883.13	69,033.39	0.00	54,966.61	55.67
141 E 72610	359 000 00002 000	DISPOSAL FEES ASBURY	0.00	0.00	661.22	0.00	-661.22	0.00
141 E 72610	359 000 00003 000	DISPOSAL FEES MIDWAY	0.00	0.00	1,116.69	0.00	-1,116.69	0.00
141 E 72610	359 000 00004 000	DISPOSAL FEES BCES	0.00	0.00	0.00	0.00	0.00	0.00
141 E 72610	359 000 00005 000	DISPOSAL FEES OLD BCMS	0.00	0.00	0.00	0.00	0.00	0.00
141 E 72610	359 000 00006 000	DISPOSAL FEES GVES	0.00	800.91	4,040.13	0.00	-4,040.13	0.00
141 E 72610	359 000 00007 000	DISPOSAL FEES FBES	0.00	0.00	0.00	0.00	0.00	0.00
141 E 72610	359 000 00008 000	DISPOSAL FEES GES	0.00	0.00	0.00	0.00	0.00	0.00
141 E 72610	359 000 00009 000	DISPOSAL FEES JES	0.00	620.00	4,810.00	0.00	-4,810.00	0.00
141 E 72610	359 000 00010 000	DISPOSAL FEES JMS	0.00	953.52	8,471.30	0.00	-8,471.30	0.00
141 E 72610	359 000 00011 000	DISPOSAL FEES LES	0.00	0.00	0.00	0.00	0.00	0.00
141 E 72610	359 000 00012 000	DISPOSAL FEES SCES	0.00	0.00	0.00	0.00	0.00	0.00
141 E 72610	359 000 00013 000	DISPOSAL FEES SSES	0.00	0.00	1,245.90	0.00	-1,245.90	0.00
141 E 72610	359 000 00014 000	DISPOSAL FEES WVES	0.00	0.00	0.00	0.00	0.00	0.00
141 E 72610	359 000 00015 000	DISPOSAL FEES DBHS	0.00	1,273.62	11,889.29	0.00	-11,889.29	0.00
141 E 72610	359 000 00016 000	DISPOSAL FEES DCHS	0.00	1,890.44	12,250.99	0.00	-12,250.99	0.00
141 E 72610	359 000 00025 000	DISPOSAL FEES RVES	0.00	0.00	0.00	0.00	0.00	0.00
141 E 72610	399 000 00000 000	OTHER CONTRACTED SERVICES	149,010.00	183.03	9,878.24	0.00	139,131.76	6.63
141 E 72610	399 000 00002 000	OTHER CONTRACTED SERV. ASBURY	0.00	169.14	1,127.42	0.00	-1,127.42	0.00
141 E 72610	399 000 00003 000	OTHER CONTRACTED SERV MIDWAY	0.00	50.00	1,780.00	0.00	-1,780.00	0.00

Fnd T Acct		Obj Prj Loc	Prg	Account Level Description	2021-22 Budget	March 2021-22 Monthly Activity	2021-22 FYTD Activity	Encumbered Amount	Unexpended Balance - YTD Act	2021-22 FYTD %
72610 OPERATION OF PLANT										
141 E	72610	399 000	00004 000	OTHER CONTRACTED SERVICE BCES	0.00	600.00	5,308.00	0.00	-5,308.00	0.00
141 E	72610	399 000	00005 000	OTHER CONTRACTED SERVICE BCM	0.00	0.00	0.00	0.00	0.00	0.00
141 E	72610	399 000	00006 000	OTHER CONTRACTED SERVICE GVES	0.00	3,195.00	7,504.56	0.00	-7,504.56	0.00
141 E	72610	399 000	00007 000	OTHER CONTRACTED SERVICE FBES	0.00	0.00	1,328.00	0.00	-1,328.00	0.00
141 E	72610	399 000	00008 000	OTHER CONTRACTED SERVICE GES	0.00	120.00	2,097.00	0.00	-2,097.00	0.00
141 E	72610	399 000	00009 000	OTHER CONTRACTED SERVICE JES	0.00	60.00	2,097.00	0.00	-2,097.00	0.00
141 E	72610	399 000	00010 000	OTHER CONTRACTED SERVICE JMS	0.00	670.00	5,731.32	0.00	-5,731.32	0.00
141 E	72610	399 000	00011 000	OTHER CONTRACTED SERVICE LES	0.00	300.00	8,740.00	0.00	-8,740.00	0.00
141 E	72610	399 000	00012 000	OTHER CONTRACTED SERVICE SCES	0.00	460.00	3,876.00	0.00	-3,876.00	0.00
141 E	72610	399 000	00013 000	OTHER CONTRACTED SERVICE SSES	0.00	60.00	15,175.00	0.00	-15,175.00	0.00
141 E	72610	399 000	00014 000	OTHER CONTRACTED SERVICE WVES	0.00	176.85	3,918.11	0.00	-3,918.11	0.00
141 E	72610	399 000	00015 000	OTHER CONTRACTED SERVICE DBHS	0.00	615.69	4,981.07	0.00	-4,981.07	0.00
141 E	72610	399 000	00016 000	OTHER CONTRACTED SERVICE DCHS	0.00	2,241.01	16,857.75	0.00	-16,857.75	0.00
141 E	72610	399 000	00025 000	OTHER CONTRACTED SERVICE RVES	0.00	720.00	5,721.70	0.00	-5,721.70	0.00
141 E	72610	410 000	00000 000	CUSTODIAL SUPPLIES	130,000.00	182.80	9,921.74	0.00	120,078.26	7.63
141 E	72610	410 000	00002 000	CUSTODIAL SUPPLIES-ASBURY	0.00	472.72	1,148.88	0.00	-1,148.88	0.00
141 E	72610	410 000	00003 000	CUSTODIAL SUPPLIES-MIDWAY	0.00	165.86	563.44	0.00	-563.44	0.00
141 E	72610	410 000	00004 000	CUSTODIAL SUPPLIES-BCES	0.00	1,185.48	8,803.99	0.00	-8,803.99	0.00
141 E	72610	410 000	00005 000	CUSTODIAL SUPPLIES-BCMS	0.00	0.00	0.00	0.00	0.00	0.00
141 E	72610	410 000	00006 000	CUSTODIAL SUPPLIES-GVES	0.00	1,963.98	6,006.34	0.00	-6,006.34	0.00
141 E	72610	410 000	00007 000	CUSTODIAL SUPPLIES-FBES	0.00	745.70	2,149.17	0.00	-2,149.17	0.00
141 E	72610	410 000	00008 000	CUSTODIAL SUPPLIES-GES	0.00	1,542.03	8,101.14	0.00	-8,101.14	0.00
141 E	72610	410 000	00009 000	CUSTODIAL SUPPLIES-JES	0.00	0.00	4,215.93	0.00	-4,215.93	0.00
141 E	72610	410 000	00010 000	CUSTODIAL SUPPLIES-JMS	0.00	528.27	3,128.45	0.00	-3,128.45	0.00
141 E	72610	410 000	00011 000	CUSTODIAL SUPPLIES-LES	0.00	291.59	8,026.54	0.00	-8,026.54	0.00
141 E	72610	410 000	00012 000	CUSTODIAL SUPPLIES-SCES	0.00	656.38	3,783.64	0.00	-3,783.64	0.00
141 E	72610	410 000	00013 000	CUSTODIAL SUPPLIES-SSES	0.00	1,000.07	3,512.23	0.00	-3,512.23	0.00
141 E	72610	410 000	00014 000	CUSTODIAL SUPPLIES-WVES	0.00	789.51	3,921.08	0.00	-3,921.08	0.00
141 E	72610	410 000	00015 000	CUSTODIAL SUPPLIES-DBHS	0.00	1,304.36	8,636.40	0.00	-8,636.40	0.00
141 E	72610	410 000	00016 000	CUSTODIAL SUPPLIES-DCHS	0.00	1,153.92	5,979.80	0.00	-5,979.80	0.00
141 E	72610	410 000	00025 000	CUSTODIAL SUPPLIES-RVES	0.00	554.72	6,423.38	0.00	-6,423.38	0.00
141 E	72610	415 000	00000 000	ELECTRICITY	2,110,133.00	6,666.70	71,888.07	0.00	2,038,244.93	3.41
141 E	72610	415 000	00002 000	ELECTRICITY-ASBURY	0.00	2,673.62	19,614.18	0.00	-19,614.18	0.00
141 E	72610	415 000	00003 000	ELECTRICITY-MIDWAY	0.00	2,522.73	16,134.99	0.00	-16,134.99	0.00
141 E	72610	415 000	00004 000	ELECTRICITY-BCES	0.00	11,305.42	120,703.65	0.00	-120,703.65	0.00
141 E	72610	415 000	00005 000	ELECTRICITY-BCMS	0.00	0.00	0.00	0.00	0.00	0.00
141 E	72610	415 000	00006 000	ELECTRICITY-GVES	0.00	12,245.87	121,274.39	0.00	-121,274.39	0.00
141 E	72610	415 000	00007 000	ELECTRICITY-FBES	0.00	4,496.08	41,835.48	0.00	-41,835.48	0.00

Fnd T	Acct	Obj	Prj	Loc	Prg	Account Level Description	2021-22 Budget	March 2021-22 Monthly Activity	2021-22 FYTD Activity	Encumbered Amount	Unexpended Balance - YTD Act	2021-22 FYTD %
72610						OPERATION OF PLANT						
141 E	72610	415	000	00008	000	ELECTRICITY-GES	0.00	10,518.46	89,267.19	0.00	-89,267.19	0.00
141 E	72610	415	000	00009	000	ELECTRICITY-JES	0.00	6,811.45	76,041.22	0.00	-76,041.22	0.00
141 E	72610	415	000	00010	000	ELECTRICITY-JMS	0.00	5,716.03	58,332.58	0.00	-58,332.58	0.00
141 E	72610	415	000	00011	000	ELECTRICITY-LES	0.00	9,491.21	101,115.73	0.00	-101,115.73	0.00
141 E	72610	415	000	00012	000	ELECTRICITY-SCES	0.00	6,202.30	57,872.20	0.00	-57,872.20	0.00
141 E	72610	415	000	00013	000	ELECTRICITY-SSES	0.00	7,745.25	69,842.95	0.00	-69,842.95	0.00
141 E	72610	415	000	00014	000	ELECTRICITY-WVES	0.00	11,893.39	76,786.44	0.00	-76,786.44	0.00
141 E	72610	415	000	00015	000	ELECTRICITY-DBHS	0.00	24,094.41	231,374.95	0.00	-231,374.95	0.00
141 E	72610	415	000	00016	000	ELECTRICITY-DCHS	0.00	22,691.83	217,902.12	0.00	-217,902.12	0.00
141 E	72610	415	000	00025	000	ELECTRICITY-RVES	0.00	14,275.26	122,424.37	0.00	-122,424.37	0.00
141 E	72610	434	000	00000	000	NATURAL GAS	141,625.00	6,127.79	57,120.93	0.00	84,504.07	40.33
141 E	72610	434	000	00002	000	NATURAL GAS-ASBURY	0.00	0.00	0.00	0.00	0.00	0.00
141 E	72610	434	000	00003	000	NATURAL GAS-MIDWAY	0.00	0.00	0.00	0.00	0.00	0.00
141 E	72610	434	000	00004	000	NATURAL GAS-BCES	0.00	2,232.35	14,802.95	0.00	-14,802.95	0.00
141 E	72610	434	000	00005	000	NATURAL GAS-BCMS	0.00	0.00	0.00	0.00	0.00	0.00
141 E	72610	434	000	00006	000	NATURAL GAS-GVES	0.00	0.00	0.00	0.00	0.00	0.00
141 E	72610	434	000	00007	000	NATURAL GAS-FBES	0.00	0.00	0.00	0.00	0.00	0.00
141 E	72610	434	000	00008	000	NATURAL GAS-GES	0.00	0.00	0.00	0.00	0.00	0.00
141 E	72610	434	000	00009	000	NATURAL GAS-JES	0.00	1,618.44	4,522.54	0.00	-4,522.54	0.00
141 E	72610	434	000	00010	000	NATURAL GAS-JMS	0.00	2,611.49	13,731.59	0.00	-13,731.59	0.00
141 E	72610	434	000	00011	000	NATURAL GAS-LES	0.00	4,035.16	19,113.57	0.00	-19,113.57	0.00
141 E	72610	434	000	00012	000	NATURAL GAS-SCES	0.00	0.00	0.00	0.00	0.00	0.00
141 E	72610	434	000	00013	000	NATURAL GAS-SSES	0.00	0.00	8,205.43	0.00	-8,205.43	0.00
141 E	72610	434	000	00014	000	NATURAL GAS-WVES	0.00	0.00	0.00	0.00	0.00	0.00
141 E	72610	434	000	00015	000	NATURAL GAS-DBHS	0.00	945.19	5,753.03	0.00	-5,753.03	0.00
141 E	72610	434	000	00016	000	NATURAL GAS-DCHS	0.00	3,955.44	18,669.17	0.00	-18,669.17	0.00
141 E	72610	434	000	00025	000	NATURAL GAS-RVES	0.00	0.00	0.00	0.00	0.00	0.00
141 E	72610	454	000	00000	000	WATER AND SEWER	241,090.00	2,450.39	18,416.64	0.00	222,673.36	7.64
141 E	72610	454	000	00002	000	WATER & SEWER-ASBURY	0.00	1,013.17	3,945.84	0.00	-3,945.84	0.00
141 E	72610	454	000	00003	000	WATER & SEWER-MIDWAY	0.00	73.57	392.37	0.00	-392.37	0.00
141 E	72610	454	000	00004	000	WATER & SEWER-BCES	0.00	1,438.16	12,333.77	0.00	-12,333.77	0.00
141 E	72610	454	000	00005	000	WATER & SEWER-BCMS	0.00	0.00	0.00	0.00	0.00	0.00
141 E	72610	454	000	00006	000	WATER & SEWER-GVES	0.00	1,277.78	15,045.95	0.00	-15,045.95	0.00
141 E	72610	454	000	00007	000	WATER & SEWER-FBES	0.00	365.24	2,534.56	0.00	-2,534.56	0.00
141 E	72610	454	000	00008	000	WATER & SEWER-GES	0.00	3,725.97	18,459.38	0.00	-18,459.38	0.00
141 E	72610	454	000	00009	000	WATER & SEWER-JES	0.00	768.83	8,374.54	0.00	-8,374.54	0.00
141 E	72610	454	000	00010	000	WATER & SEWER-JMS	0.00	311.63	4,282.02	0.00	-4,282.02	0.00
141 E	72610	454	000	00011	000	WATER & SEWER-LES	0.00	551.85	5,882.11	0.00	-5,882.11	0.00

Account Level						2021-22	March 2021-22	2021-22	Encumbered	Unexpended	2021-22
Fnd T Acct	Obj Prj Loc	Prg	Description	Budget	Monthly Activity	FYTD Activity	Amount	Balance - YTD Act	FYTD %		
72610	OPERATION OF PLANT										
141 E 72610 454 000 00012 000	WATER & SEWER-SCES				0.00	460.68	2,690.00	0.00	-2,690.00	0.00	
141 E 72610 454 000 00013 000	WATER & SEWER-SSES				0.00	502.37	3,873.31	0.00	-3,873.31	0.00	
141 E 72610 454 000 00014 000	WATER & SEWER-WVES				0.00	509.28	3,244.91	0.00	-3,244.91	0.00	
141 E 72610 454 000 00015 000	WATER & SEWER-DBHS				0.00	2,644.90	34,349.23	0.00	-34,349.23	0.00	
141 E 72610 454 000 00016 000	WATER & SEWER-DCHS				0.00	3,946.73	26,484.32	0.00	-26,484.32	0.00	
141 E 72610 454 000 00025 000	WATER & SEWER-RVES				0.00	1,460.50	16,065.02	0.00	-16,065.02	0.00	
141 E 72610 499 000 00000 000	OTHER SUPPLIES AND MATERIALS				70,000.00	777.70	69,691.75	0.00	308.25	99.56	
141 E 72610 501 000 00000 000	BOILER INSURANCE				20,684.00	0.00	20,684.00	0.00	0.00	100.00	
141 E 72610 599 000 00000 000	OTHER CHARGES				38,000.00	1,433.44	12,995.84	0.00	25,004.16	34.20	
141 E 72610 599 000 00002 000	OTHER CHARGES ASBURY				0.00	199.08	1,542.87	0.00	-1,542.87	0.00	
141 E 72610 599 000 00003 000	OTHER CHARGES MIDWAY				0.00	100.00	750.00	0.00	-750.00	0.00	
141 E 72610 599 000 00004 000	OTHER CHARGES BCES				0.00	224.04	1,680.30	0.00	-1,680.30	0.00	
141 E 72610 599 000 00005 000	OTHER CHARGES BCMS				0.00	0.00	0.00	0.00	0.00	0.00	
141 E 72610 599 000 00006 000	OTHER CHARGES GVES				0.00	0.00	0.00	0.00	0.00	0.00	
141 E 72610 599 000 00007 000	OTHER CHARGES FBES				0.00	0.00	0.00	0.00	0.00	0.00	
141 E 72610 599 000 00008 000	OTHER CHARGES GES				0.00	0.00	0.00	0.00	0.00	0.00	
141 E 72610 599 000 00009 000	OTHER CHARGES JES				0.00	0.00	0.00	0.00	0.00	0.00	
141 E 72610 599 000 00010 000	OTHER CHARGES JMS				0.00	0.00	0.00	0.00	0.00	0.00	
141 E 72610 599 000 00011 000	OTHER CHARGES LES				0.00	0.00	0.00	0.00	0.00	0.00	
141 E 72610 599 000 00012 000	OTHER CHARGES SCES				0.00	0.00	0.00	0.00	0.00	0.00	
141 E 72610 599 000 00013 000	OTHER CHARGES SSES				0.00	0.00	0.00	0.00	0.00	0.00	
141 E 72610 599 000 00014 000	OTHER CHARGES WVES				0.00	0.00	0.00	0.00	0.00	0.00	
141 E 72610 599 000 00015 000	OTHER CHARGES DBHS				0.00	0.00	0.00	0.00	0.00	0.00	
141 E 72610 599 000 00016 000	OTHER CHARGES DCHS				0.00	0.00	0.00	0.00	0.00	0.00	
141 E 72610 599 000 00025 000	OTHER CHARGES RVES				0.00	0.00	0.00	0.00	0.00	0.00	
141 E 72610 --- --- ----- ---					5,120,346.00	408,230.13	3,716,225.61	0.00	1,404,120.39	72.58	
=====											
72620	MAINTENANCE OF PLANT										
141 E 72620 105 000 00000 000	SUPERVISOR/DIRECTOR				261,854.00	20,038.01	165,883.68	0.00	95,970.32	63.35	
141 E 72620 167 000 00000 000	MAINTENANCE PERSONNEL				774,287.00	41,255.36	436,601.62	0.00	337,685.38	56.39	
141 E 72620 201 000 00000 000	SOCIAL SECURITY				64,241.00	3,500.49	35,356.48	0.00	28,884.52	55.04	
141 E 72620 204 000 00000 000	STATE RETIREMENT				99,573.00	5,801.20	56,692.08	0.00	42,880.92	56.94	
141 E 72620 206 000 00000 000	LIFE INSURANCE				281.00	28.00	196.00	0.00	85.00	69.75	
141 E 72620 207 000 00000 000	MEDICAL INSURANCE				131,682.00	16,949.80	118,146.00	0.00	13,536.00	89.72	

Fnd T	Acct	Obj	Prj	Loc	Prg	Account Level Description	2021-22 Budget	March 2021-22 Monthly Activity	2021-22 FYTD Activity	Encumbered Amount	Unexpended Balance - YTD Act	2021-22 FYTD %
72620						MAINTENANCE OF PLANT						
141 E	72620	212	000	00000	000	EMPLOYER MEDICARE	15,024.00	818.68	8,269.03	0.00	6,754.97	55.04
141 E	72620	304	000	00000	000	ARCHITECTS	0.00	0.00	0.00	0.00	0.00	0.00
141 E	72620	307	000	00000	000	COMMUNICATION	2,700.00	237.66	1,904.88	0.00	795.12	70.55
141 E	72620	335	000	00000	000	MAINTENANCE & REPAIR - BUILDIN	45,000.00	0.00	0.00	0.00	45,000.00	0.00
141 E	72620	335	000	00002	000	MAINT. & REPAIR BUILD. ASBURY	0.00	0.00	3,300.00	0.00	-3,300.00	0.00
141 E	72620	335	000	00003	000	MAINT. & REPAIR BUILD. MIDWAY	0.00	0.00	0.00	0.00	0.00	0.00
141 E	72620	335	000	00004	000	MAINT. & REPAIR BUILD. BCES	0.00	0.00	1,902.62	0.00	-1,902.62	0.00
141 E	72620	335	000	00005	000	MAINT. & REPAIR BUILD. BCMS	0.00	0.00	0.00	0.00	0.00	0.00
141 E	72620	335	000	00006	000	MAINT. & REPAIR BUILD. GVES	0.00	0.00	0.00	0.00	0.00	0.00
141 E	72620	335	000	00007	000	MAINT. & REPAIR BUILD. FBES	0.00	0.00	0.00	0.00	0.00	0.00
141 E	72620	335	000	00008	000	MAINT. & REPAIR BUILD. GES	0.00	0.00	0.00	0.00	0.00	0.00
141 E	72620	335	000	00009	000	MAINT. & REPAIR BUILD. JES	0.00	0.00	0.00	0.00	0.00	0.00
141 E	72620	335	000	00010	000	MAINT. & REPAIR BUILD. JMS	0.00	0.00	0.00	0.00	0.00	0.00
141 E	72620	335	000	00011	000	MAINT. & REPAIR BUILD. LES	0.00	0.00	19,854.00	0.00	-19,854.00	0.00
141 E	72620	335	000	00012	000	MAINT. & REPAIR BUILD. SCES	0.00	0.00	42,726.80	0.00	-42,726.80	0.00
141 E	72620	335	000	00013	000	MAINT. & REPAIR BUILD. SSES	0.00	0.00	0.00	0.00	0.00	0.00
141 E	72620	335	000	00014	000	MAINT. & REPAIR BUILD. WVES	0.00	0.00	0.00	0.00	0.00	0.00
141 E	72620	335	000	00015	000	MAINT. & REPAIR BUILD. DBHS	0.00	5,005.51	5,005.51	0.00	-5,005.51	0.00
141 E	72620	335	000	00016	000	MAINT. & REPAIR BUILD. DCHS	0.00	7,515.60	28,598.60	0.00	-28,598.60	0.00
141 E	72620	335	000	00025	000	MAINT. & REPAIR BUILD. RVES	0.00	0.00	0.00	0.00	0.00	0.00
141 E	72620	336	000	00000	000	MAINTENANCE AND REPAIR SERVICE	50,000.00	0.00	8,930.29	0.00	41,069.71	17.86
141 E	72620	336	000	00002	000	MAINT & REPAIR EQUIP ASBURY	0.00	0.00	0.00	0.00	0.00	0.00
141 E	72620	336	000	00003	000	MAINT & REPAIR EQUIP MIDWAY	0.00	0.00	9,940.00	0.00	-9,940.00	0.00
141 E	72620	336	000	00004	000	MAINT & REPAIR EQUIP BCES	0.00	0.00	0.00	0.00	0.00	0.00
141 E	72620	336	000	00005	000	MAINT & REPAIR EQUIP BCMS	0.00	0.00	0.00	0.00	0.00	0.00
141 E	72620	336	000	00006	000	MAINT & REPAIR EQUIP GVES	0.00	0.00	2,133.65	0.00	-2,133.65	0.00
141 E	72620	336	000	00007	000	MAINT & REPAIR EQUIP FBES	0.00	0.00	2,060.72	0.00	-2,060.72	0.00
141 E	72620	336	000	00008	000	MAINT & REPAIR EQUIP GES	0.00	1,969.19	10,826.19	0.00	-10,826.19	0.00
141 E	72620	336	000	00009	000	MAINT & REPAIR EQUIP JES	0.00	0.00	0.00	0.00	0.00	0.00
141 E	72620	336	000	00010	000	MAINT & REPAIR EQUIP JMS	0.00	0.00	0.00	0.00	0.00	0.00
141 E	72620	336	000	00011	000	MAINT & REPAIR EQUIP LES	0.00	0.00	0.00	0.00	0.00	0.00
141 E	72620	336	000	00012	000	MAINT & REPAIR EQUIP SCES	0.00	0.00	0.00	0.00	0.00	0.00
141 E	72620	336	000	00013	000	MAINT & REPAIR EQUIP SSES	0.00	0.00	0.00	0.00	0.00	0.00
141 E	72620	336	000	00014	000	MAINT & REPAIR EQUIP WVES	0.00	0.00	1,221.71	0.00	-1,221.71	0.00
141 E	72620	336	000	00015	000	MAINT & REPAIR EQUIP DBHS	0.00	0.00	3,490.00	0.00	-3,490.00	0.00
141 E	72620	336	000	00016	000	MAINT & REPAIR EQUIP DCHS	0.00	0.00	92,618.76	0.00	-92,618.76	0.00
141 E	72620	336	000	00025	000	MAINT & REPAIR EQUIP RVES	0.00	0.00	8,433.30	0.00	-8,433.30	0.00
141 E	72620	399	000	00000	000	OTHER CONTRACTED SERVICES	500.00	0.00	0.00	0.00	500.00	0.00

Account Level		2021-22	March 2021-22	2021-22	Encumbered	Unexpended	2021-22
Fnd T Acct	Obj Prj Loc Prg Description	Budget	Monthly Activity	FYTD Activity	Amount	Balance - YTD Act	FYTD %
72620	MAINTENANCE OF PLANT						
141 E 72620 499 000 00000 000	OTHER SUPPLIES AND MATERIALS	450,000.00	90,688.45	306,616.46	0.00	143,383.54	68.14
141 E 72620 499 000 00002 000	OTHER SUPPLIES & MAT. ASBURY	0.00	0.00	866.70	0.00	-866.70	0.00
141 E 72620 499 000 00003 000	OTHER SUPPLIES & MAT. MIDWAY	0.00	0.00	2,028.27	0.00	-2,028.27	0.00
141 E 72620 499 000 00004 000	OTHER SUPPLIES & MAT. BCES	0.00	0.00	0.00	0.00	0.00	0.00
141 E 72620 499 000 00005 000	OTHER SUPPLIES & MAT. BCMS	0.00	0.00	0.00	0.00	0.00	0.00
141 E 72620 499 000 00006 000	OTHER SUPPLIES & MAT. GVES	0.00	0.00	0.00	0.00	0.00	0.00
141 E 72620 499 000 00007 000	OTHER SUPPLIES & MAT. FBES	0.00	0.00	1,243.00	0.00	-1,243.00	0.00
141 E 72620 499 000 00008 000	OTHER SUPPLIES & MAT. GES	0.00	0.00	3,176.00	0.00	-3,176.00	0.00
141 E 72620 499 000 00009 000	OTHER SUPPLIES & MAT. JES	0.00	0.00	0.00	0.00	0.00	0.00
141 E 72620 499 000 00010 000	OTHER SUPPLIES & MAT. JMS	0.00	0.00	0.00	0.00	0.00	0.00
141 E 72620 499 000 00011 000	OTHER SUPPLIES & MAT. LES	0.00	0.00	415.00	0.00	-415.00	0.00
141 E 72620 499 000 00012 000	OTHER SUPPLIES & MAT. SCES	0.00	0.00	349.28	0.00	-349.28	0.00
141 E 72620 499 000 00013 000	OTHER SUPPLIES & MAT. SSES	0.00	0.00	0.00	0.00	0.00	0.00
141 E 72620 499 000 00014 000	OTHER SUPPLIES & MAT. WVES	0.00	0.00	0.00	0.00	0.00	0.00
141 E 72620 499 000 00015 000	OTHER SUPPLIES & MAT. DBHS	0.00	0.00	0.00	0.00	0.00	0.00
141 E 72620 499 000 00016 000	OTHER SUPPLIES & MAT. DCHS	0.00	0.00	0.00	0.00	0.00	0.00
141 E 72620 499 000 00025 000	OTHER SUPPLIES & MAT. RVES	0.00	0.00	0.00	0.00	0.00	0.00
141 E 72620 599 000 00000 000	OTHER CHARGES	26,000.00	1,285.66	17,482.87	0.00	8,517.13	67.24
141 E 72620 701 000 00000 000	ADMINISTRATION EQUIPMENT	202,851.00	56,472.56	97,354.05	0.00	105,496.95	47.99
141 E 72620 --- --- ----- ---		2,123,993.00	251,566.17	1,493,623.55	0.00	630,369.45	70.32
72710	STUDENT TRANSPORTATION						
141 E 72710 105 000 00000 000	SUPERVISOR/DIRECTOR	120,448.00	9,265.56	88,022.82	0.00	32,425.18	73.08
141 E 72710 142 000 00000 000	MECHANIC(S)	241,410.00	14,657.74	116,196.15	0.00	125,213.85	48.13
141 E 72710 146 000 00000 000	BUS DRIVERS	1,237,267.00	101,427.99	706,433.01	0.00	530,833.99	57.10
141 E 72710 189 000 00000 000	OTHER PERSONEL	0.00	0.00	0.00	0.00	0.00	0.00
141 E 72710 201 000 00000 000	SOCIAL SECURITY	99,146.00	6,944.09	51,155.23	0.00	47,990.77	51.60
141 E 72710 204 000 00000 000	STATE RETIREMENT	153,676.00	11,209.66	77,581.87	0.00	76,094.13	50.48
141 E 72710 206 000 00000 000	LIFE INSURANCE	1,517.00	82.50	1,269.00	0.00	248.00	83.65
141 E 72710 207 000 00000 000	MEDICAL INSURANCE	446,624.00	41,750.00	295,077.32	0.00	151,546.68	66.07
141 E 72710 212 000 00000 000	EMPLOYER MEDICARE	23,187.00	1,674.26	12,225.09	0.00	10,961.91	52.72
141 E 72710 307 000 00000 000	COMMUNICATION	750.00	54.42	436.17	0.00	313.83	58.16
141 E 72710 330 000 00000 000	OPERATING LEASE PAYMENTS	8,400.00	682.13	6,139.17	0.00	2,260.83	73.09
141 E 72710 399 000 00000 000	OTHER CONTRACTED SERVICES	5,000.00	1,000.00	4,755.00	0.00	245.00	95.10

Account Level		2021-22	March 2021-22	2021-22	Encumbered	Unexpended	2021-22
Fnd T Acct	Obj Prj Loc Prg Description	Budget	Monthly Activity	FYTD Activity	Amount	Balance - YTD Act	FYTD %
73400	EARLY CHILDHOOD EDUCATION						
141 E 73400 116 000 00000 000	TEACHERS	203,785.00	16,636.53	110,799.13	0.00	92,985.87	54.37
141 E 73400 163 000 00000 000	EDUCATIONAL ASSISTANTS	45,988.00	6,435.23	40,819.96	0.00	5,168.04	88.76
141 E 73400 201 000 00000 000	SOCIAL SECURITY	15,486.00	1,323.41	8,702.78	0.00	6,783.22	56.20
141 E 73400 204 000 00000 000	STATE RETIREMENT	25,409.00	2,287.80	13,119.74	0.00	12,289.26	51.63
141 E 73400 207 000 00000 000	MEDICAL INSURANCE	55,196.00	4,483.20	29,391.60	0.00	25,804.40	53.25
141 E 73400 212 000 00000 000	EMPLOYER MEDICARE	3,622.00	309.51	2,035.29	0.00	1,586.71	56.19
141 E 73400 336 000 00000 000	MAINTENANCE & REPAIR SERVICES	2,340.00	0.00	0.00	0.00	2,340.00	0.00
141 E 73400 355 000 00000 000	TRAVEL	0.00	0.00	0.00	0.00	0.00	0.00
141 E 73400 429 000 00000 000	INSTRUCTIONAL SUPPLIES / NISWO	1,100.00	0.00	337.93	0.00	762.07	30.72
141 E 73400 499 000 00000 000	OTHER SUPPLIES AND MATERIALS	8,183.00	0.00	900.70	0.00	7,282.30	11.01
141 E 73400 524 000 00000 000	IN SERVICE / STAFF DEVELOPMENT	4,000.00	0.00	0.00	0.00	4,000.00	0.00
141 E 73400 599 000 00000 000	OTHER CHARGES	27,000.00	0.00	599.00	0.00	26,401.00	2.22
141 E 73400 722 000 00000 000	REGULAR INSTRUCTION EQUIPMENT	12,831.00	0.00	0.00	0.00	12,831.00	0.00
141 E 73400 --- --- ----- ---		404,940.00	31,475.68	206,706.13	0.00	198,233.87	51.05
=====							
73901	COVID-19 EXP. NON-INSTRUCTION						
141 E 73901 499 000 00000 000	OTHER CHARGES AND MATERIALS	0.00	0.00	0.00	0.00	0.00	0.00
141 E 73901 --- --- ----- ---		0.00	0.00	0.00	0.00	0.00	0.00
=====							
76100	REGULAR CAPITAL OUTLAY						
141 E 76100 304 000 00000 000	ARCHITECTS	0.00	0.00	0.00	0.00	0.00	0.00
141 E 76100 304 001 00000 000	ARCHITECTS / BCE-JE GYM FLOORS	0.00	0.00	0.00	0.00	0.00	0.00
141 E 76100 308 000 00000 000	CONSULTANTS	0.00	0.00	0.00	0.00	0.00	0.00
141 E 76100 707 000 00000 000	BUILDING IMPROVEMENTS	0.00	0.00	0.00	0.00	0.00	0.00
141 E 76100 724 000 00000 000	SITE DEVELOPMENT	0.00	0.00	0.00	0.00	0.00	0.00
141 E 76100 799 000 00000 000	OTHER CAPITAL OUTLAY	0.00	0.00	0.00	0.00	0.00	0.00
141 E 76100 --- --- ----- ---		0.00	0.00	0.00	0.00	0.00	0.00
=====							

Account Level					2021-22	March 2021-22	2021-22	Encumbered	Unexpended	2021-22
Fnd T Acct	Obj Prj Loc	Prg	Description	Budget	Monthly Activity	FYTD Activity	Amount	Balance - YTD Act	FYTD %	
99100			TRANSFERS							
141 E 99100	316 000 000000	000	CONTRIBUTIONS TO DS	0.00	0.00	0.00	0.00	0.00	0.00	
141 E 99100	590 000 000000	000	TRANSFERS TO OTHER FUNDS	260,000.00	0.00	260,000.00	0.00	0.00	100.00	
141 E 99100	---	---	-----	260,000.00	0.00	260,000.00	0.00	0.00	100.00	
				=====	=====	=====	=====	=====	=====	
141 -	-----	---	-----	76,553,360.00	5,631,192.13	45,701,872.35	0.00	30,851,487.65	59.70	

Number of Accounts: 671

***** End of report *****

Acct	Account Level Description	Amount
A	Asset	
11140	CASH WITH TRUSTEE D.	0.00
11140	CASH WITH TRUSTEE	28,837,248.41
11140		0.00
11140		4,552.41CR
11140		0.00
11300	INVESTMENTS	0.00
11410	ACCOUNTS RECEIVABLE	118,646.91
11420	Allowance for Doubtful Accts.	0.00
11430	DUE FROM OTHER GOVERNMENTS	3,335,829.15
11430	DUE FROM OTHER GOVERNMENTS	0.00
11440	DUE FROM OTHER FUNDS	56,447.86
11500	PROPERTY TAX RECEIVABLE	13,792,204.00
11510	ALLOWANCE FOR UNCOLL. PROPERTY	169,962.00CR
11600	PRE-PAID ITEMS	0.00
11820	CASH SHORTAGE	0.00
11890	OTHER CURRENT ASSETS	0.00
-----		45,965,861.92
		=====

L	Liability	
21100	ACCOUNTS PAYABLE	58,580.98CR
21100		0.00
21100		0.00
21200	ACCRUED PAYROLL	0.00
21300	PAYROLL ADJUSTMENTS	0.00
21310	INCOME TAX WITHHELD AND UNPAID	391.29
21320	SOCIAL SECURITY TAX	713.87
21325	EMPLOYEE MEDICARE DEDUCTION	205.34
21330	RETIREMENT CONTRIBUTIONS	597,862.87CR
21331	HYBRID EMPLOYER CONTRIBUTION	0.00
21339	STATE DENTAL PLAN	0.00
21340	MEDICAL INSURANCE CONTRIBUTION	993,235.25CR
21341	COLONIAL LIFE INS PAYABLE	0.00
21342	HARTFORD ROTH	7,875.93CR
21342	SOCIAL SECURITY	0.00
21342	STATE RETIREMENT	0.00
21342	MEDICAL INSURANCE	0.00
21342	MEDICARE	0.00
21343	AMERICAN FAMILY LIFE PAYABLE	7,290.77
21344	HORACE MANN LIFE INS PAYABLE	92.62
21345	CITIZENS SECURITY DENTAL	0.00
21346	WASHINGTON NATIONAL INS CO	0.00
21347	LIBERTY NATIONAL INS PAYABLE	0.00
21348	MEDICAL INSURANCE PAYABLE	729,328.84
21349	UNITED WAY	0.00
21350	NTA LIFE BUSINESS SERVICES	0.00
21351	HORACE MANN ANNUNTY PAYABLE	0.00
21352	TRANSAMERICA	0.00
21353	DAVIS VISION	0.00
21354	ONE AMERICA	4,890.24
21355	EDUCATIONAL PLANNING GROUP	0.00
21356	TRUSTMARK	0.00

Acct	Account Level Description	Amount
L	Liability	
21357	MODERN WOODMEN INS PAYABLE	0.00
21358	HYBRID-TAXED CONTRIBUTION	0.00
21359	HYBRID PRETAXED CONTRIBUTION	265.62CR
21360	GARNISHMENTS AND LEVIES	995.90CR
21361	CENTRAL STATES HEALTH & LIFE C	0.00
21362	USABLE LIFE	0.00
21362	SOCIAL SECURITY	0.00
21362	STATE RETIREMENT	0.00
21362	MEDICAL INSURANCE	0.00
21362	MEDICARE	0.00
21363	MISCELLANEOUS DEDUCTIONS	0.00
21364	LEGAL SHIELD	0.00
21365	WAGeworks	0.00
21365	WAGeworks	0.00
21366	VALU TEACHERS	50.00
21367	LIFE INSURANCE OF ALABAMA	0.00
21370	AIG RETIREMENT (VALIC)	0.00
21380	CREDIT UNION DEDUCTIONS	100.00CR
21390	NEA TEA WCEA DUES	0.00
21392	OTHER P/R DED.-MED PUT PLUS	5.70CR
21500	DUE TO OTHER FUNDS	310.97CR
21510	DUE TO PRIMARY GOVERNMENT	0.00
21600	DUE TO GENERAL GOVERNMENT	0.00
21900	DUE TO PTO	0.00
29940	DEFERRED CURRENT PROP. TAXES	13,407,919.00CR
29945	DEF. DELINQUENT PROPERTY TAXES	196,088.00CR
-----		14,520,277.25CR
		=====

Q	Equity	
34110	PURCHASE ORDERS PAYABLE	0.00
34111	RESERVE FOR ENCUMBRANCE	0.00
34120	ENCUMBRANCE PRIOR YEAR	0.00
34240	PRE-PAID ITEMS	0.00
34555	RESTRICTED FOR EDUCATION	0.00
34560	RESTRICTED FOR EDUCATION - CL	0.00
34587	RESTRCT FOR HYBRID RETIR SRT	206,199.00CR
34755	ASSIGNED FOR EDUCATION - NISWO	0.00
34760	ASSIGNED FOR INSTRUCTION - RET	0.00
34765	ASSIGNED FOR SUPPORT SERVICES	4,375,862.00CR
34770	ASSIGNED FOR OPERATION NON-INS	0.00
34775	ASSIGNED FOR CAPITAL OUTLAY	0.00
34780	ASSIGNED FOR EDUCATION - CASH	2,060,000.00CR
39000	REV EXP SUMMARY FLOW THROUGH	24,809,142.31CR
39000		5,618.64
39000		0.00
39999	UNDESIGNATED FUND BALANCE	0.00
-----		31,445,584.67CR
		=====

Acct	Account Level Description	Amount
	Grand Asset Totals	45,965,861.92
	Grand Liability Tota	14,520,277.25CR
	Grand Equity Totals	31,445,584.67CR
	Grand Totals	0.00

Number of Accounts: 91

***** End of report *****

		CHECK CHECK							
FND	ACCT	OBJ	PRJ	NUMBER	DATE	VENDOR		AMOUNT	
142	72120	399	940	142218250	03/04/2022	AMERICAN ESOTERIC LA		980.00	
142	72120	399	940	142218250	03/04/2022	AMERICAN ESOTERIC LA		280.00	
142	72120	399	940	142218250	03/04/2022	AMERICAN ESOTERIC LA		2,170.00	
142	72120	399	940	142218250	03/04/2022	AMERICAN ESOTERIC LA		980.00	
142	72120	399	940	142218250	03/04/2022	AMERICAN ESOTERIC LA		1,890.00	
142	72120	399	940	142218250	03/04/2022	AMERICAN ESOTERIC LA		490.00	
142	72120	399	940	142218250	03/04/2022	AMERICAN ESOTERIC LA		140.00	
142	72120	399	940	142218250	03/04/2022	AMERICAN ESOTERIC LA		630.00	
142	72120	399	940	142218250	03/04/2022	AMERICAN ESOTERIC LA		1,260.00	
142	72120	399	940	142218250	03/04/2022	AMERICAN ESOTERIC LA		1,050.00	
142	72120	399	940	142218250	03/04/2022	AMERICAN ESOTERIC LA		280.00	
142	72120	399	940	142218250	03/04/2022	AMERICAN ESOTERIC LA		1,470.00	
142	72120	399	940	142218250	03/04/2022	AMERICAN ESOTERIC LA		560.00	
142	72120	735	940	142218251	03/04/2022	APPLE INC		5,681.00	
142	72220	524	900	142218252	03/04/2022	BLACKBURN, AMANDA		60.00	
142	72220	524	900	142218253	03/04/2022	COMBS, MATT		60.00	
142	72130	355	800	142218254	03/04/2022	DBHS SKILLS USA		668.00	
142	72220	499	901	142218256	03/04/2022	MATH TEACHERS PRESS		1,171.72	
142	72220	524	900	142218257	03/04/2022	MOORE, VALERIE		60.00	
142	72210	355	010	142218258	03/04/2022	MORELOCK, KHRIS		98.70	
142	72210	524	200	142218259	03/04/2022	UT MARTIN		5,679.00	
142	72130	499	100	142218260	03/04/2022	WASHINGTON COUNTY FO		223.20	
142	72210	355	010	142218261	03/04/2022	WHITAKER, JERRY		33.84	
142	72210	499	010	142218439	03/11/2022	AMAZON CAPITAL SERVI		25.98	
142	72130	499	100	142218439	03/11/2022	AMAZON CAPITAL SERVI		729.87	
142	72220	499	901	142218439	03/11/2022	AMAZON CAPITAL SERVI		72.66	
142	72220	524	901	142218440	03/11/2022	BANKCARD CENTER		1,925.00	
142	72210	524	937	142218443	03/11/2022	KAGAN PROFESSIONAL D		4,549.00	
142	72210	524	937	142218444	03/11/2022	KAGAN PUBLISHING		1,760.00	
142	71100	471	937	142218445	03/11/2022	LEXIA LEARNING		9,900.00	
142	72130	499	940	142218448	03/11/2022	SCHOOL HEALTH CORPOR		1,000.97	
142	72120	735	940	142218448	03/11/2022	SCHOOL HEALTH CORPOR		100,097.19	
142	72220	499	900	142218451	03/14/2022	AMAZON CAPITAL		378.00	
142	71100	429	160	142218453	03/14/2022	IMPERO SOLUTIONS		660.00	
142	72220	499	901	142218526	03/18/2022	APPLE INC		118.00	
142	72120	399	934	142218529	03/18/2022	FRONTIER HEALTH		10,000.00	
142	71100	599	950	142218530	03/18/2022	HERITAGE ALLIANCE		392.00	
142	71300	499	800	142218531	03/18/2022	NHA		1,287.00	
142	72210	399	951	142218532	03/18/2022	TNTP		13,832.00	
142	72210	399	951	142218532	03/18/2022	TNTP		19,656.00	
142	72220	499	901	142218638	03/31/2022	APPLE INC		898.00	
142	72220	499	901	142218639	03/31/2022	OFFICE DEPOT		244.29	

Totals for checks 193,441.42

FUND SUMMARY

<u>FUND</u>	<u>DESCRIPTION</u>	<u>BALANCE SHEET</u>	<u>REVENUE</u>	<u>EXPENSE</u>	<u>TOTAL</u>
142	SCHOOL FEDERAL PROJECTS	0.00	0.00	193,441.42	193,441.42
***	Fund Summary Totals ***	0.00	0.00	193,441.42	193,441.42

***** End of report *****

Fnd T	Acct	Obj	Prj	Loc	Prg	Account Level Description	2021-22 Budget	March 2021-22 Monthly Activity	2021-22 FYTD Activity	Encumbered Amount	Unexpended Balance - YTD Act	2021-22 FYTD %
010						CONSOLIDATED ADMINISTRATION						
142	E	72210	105	010	00001	000 SUPERVISOR/DIRECTOR	89,657.00	7,533.43	67,800.87	0.00	21,856.13	75.62
142	E	72210	161	010	00001	000 SECRETARY(S)	0.00	0.00	0.00	0.00	0.00	0.00
142	E	72210	162	010	00001	000 CLERICAL PERSONNEL	43,784.00	3,368.00	31,996.00	0.00	11,788.00	73.08
142	E	72210	189	010	00000	000 OTHER SALARIES & WAGES	60,788.00	0.00	0.00	0.00	60,788.00	0.00
142	E	72210	189	010	00001	000 OTHER SALARIES & WAGES	0.00	5,065.67	45,591.03	0.00	-45,591.03	0.00
142	E	72210	201	010	00000	000	12,088.00	0.00	0.00	0.00	12,088.00	0.00
142	E	72210	201	010	00001	000 SOCIAL SECURITY	0.00	918.40	8,517.17	0.00	-8,517.17	0.00
142	E	72210	204	010	00000	000	19,780.00	0.00	0.00	0.00	19,780.00	0.00
142	E	72210	204	010	00001	000 STATE RETIREMENT	0.00	1,621.36	14,754.07	0.00	-14,754.07	0.00
142	E	72210	207	010	00000	000	32,076.00	0.00	0.00	0.00	32,076.00	0.00
142	E	72210	207	010	00001	000 MEDICAL INSURANCE	0.00	3,207.60	22,006.80	0.00	-22,006.80	0.00
142	E	72210	212	010	00000	000	2,827.00	0.00	0.00	0.00	2,827.00	0.00
142	E	72210	212	010	00001	000 EMPLOYER MEDICARE	0.00	214.78	1,991.84	0.00	-1,991.84	0.00
142	E	72210	336	010	00000	000 MAINTENANCE AND REPAIR SERVICE	0.00	0.00	0.00	0.00	0.00	0.00
142	E	72210	355	010	00000	000 TRAVEL	10,000.00	132.54	846.42	0.00	9,153.58	8.46
142	E	72210	499	010	00000	000 OTHER SUPPLIES AND MATERIALS	10,000.00	25.98	1,252.83	0.00	8,747.17	12.53
142	E	72210	524	010	00000	000 IN SERVICE / STAFF DEVELOPMENT	9,000.00	0.00	1,029.56	0.00	7,970.44	11.44
142	E	99100	504	010	00008	000 INDIRECT COST	4,000.00	0.00	0.00	0.00	4,000.00	0.00
						010	294,000.00	22,087.76	195,786.59	0.00	98,213.41	66.59

Fnd T Acct	Obj Prj Loc	Prg	Account Level Description	2021-22 Budget	March 2021-22 Monthly Activity	2021-22 FYTD Activity	Encumbered Amount	Unexpended Balance - YTD Act	2021-22 FYTD %
100			TITLE I						
142 E	71100 116 100	00000 000	TEACHERS	827,781.00	68,906.82	479,435.24	0.00	348,345.76	57.92
142 E	71100 163 100	00000 000	EDUCATIONAL ASSISTANTS	261,648.00	23,230.99	114,884.98	0.00	146,763.02	43.91
142 E	71100 189 100	00000 000	OTHER SALARIES & WAGES	58,500.00	1,452.00	5,412.00	0.00	53,088.00	9.25
142 E	71100 195 100	00000 000	CERTIFIED SUBSTITUTE TEACHERS	0.00	0.00	0.00	0.00	0.00	0.00
142 E	71100 201 100	00000 000	SOCIAL SECURITY	71,172.00	5,172.98	33,302.97	0.00	37,869.03	46.79
142 E	71100 204 100	00000 000	STATE RETIREMENT	116,431.00	8,109.32	55,322.30	0.00	61,108.70	47.52
142 E	71100 207 100	00000 000	MEDICAL INSURANCE	249,492.00	19,158.00	127,372.80	0.00	122,119.20	51.05
142 E	71100 212 100	00000 000	EMPLOYER MEDICARE	16,645.00	1,256.98	8,007.58	0.00	8,637.42	48.11
142 E	71100 311 100	00000 000	CONTRACTS WITH OTHER SCHOOL SY	0.00	0.00	0.00	0.00	0.00	0.00
142 E	71100 336 100	00000 000	MAINTENANCE AND REPAIR SERVICE	0.00	0.00	0.00	0.00	0.00	0.00
142 E	71100 429 100	00000 000	INSTRUCTIONAL SUPPLIES & MATER	34,849.00	0.00	6,265.08	0.00	28,583.92	17.98
142 E	71100 499 100	00000 000	OTHER SUPPLIES AND MATERIALS	0.00	0.00	0.00	0.00	0.00	0.00
142 E	71100 722 100	00000 000	REGULAR INSTRUCTION EQUIPMENT	0.00	0.00	0.00	0.00	0.00	0.00
142 E	72130 189 100	00000 000	OTHER SALARIES & WAGES	0.00	0.00	0.00	0.00	0.00	0.00
142 E	72130 201 100	00000 000	SOCIAL SECURITY	0.00	0.00	0.00	0.00	0.00	0.00
142 E	72130 204 100	00000 000	STATE RETIREMENT	0.00	0.00	0.00	0.00	0.00	0.00
142 E	72130 207 100	00000 000	MEDICAL INSURANCE	0.00	0.00	0.00	0.00	0.00	0.00
142 E	72130 212 100	00000 000	EMPLOYER MEDICARE	0.00	0.00	0.00	0.00	0.00	0.00
142 E	72130 499 100	00000 000	OTHER SUPPLIES AND MATERIALS	22,000.00	953.07	8,080.47	0.00	13,919.53	36.73
142 E	72130 599 100	00000 000	OTHER CHARGES	5,000.00	0.00	0.00	0.00	5,000.00	0.00
142 E	72210 189 100	00000 000	OTHER SALARIES & WAGES	13,200.00	990.00	990.00	0.00	12,210.00	7.50
142 E	72210 195 100	00000 000	CERTIFIED SUBSTITUTE TEACHERS	0.00	0.00	0.00	0.00	0.00	0.00
142 E	72210 201 100	00000 000	SOCIAL SECURITY	818.00	61.37	61.37	0.00	756.63	7.50
142 E	72210 204 100	00000 000	STATE RETIREMENT	1,360.00	100.70	100.70	0.00	1,259.30	7.40
142 E	72210 207 100	00000 000	MEDICAL INSURANCE	0.00	0.00	0.00	0.00	0.00	0.00
142 E	72210 212 100	00000 000	EMPLOYER MEDICARE	191.00	14.35	14.35	0.00	176.65	7.51
142 E	72210 355 100	00000 000	TRAVEL	0.00	0.00	0.00	0.00	0.00	0.00
142 E	72210 524 100	00000 000	IN SERVICE / STAFF DEVELOPMENT	17,000.00	0.00	667.08	0.00	16,332.92	3.92
142 E	72210 599 100	00000 000	OTHER CHARGES	0.00	0.00	0.00	0.00	0.00	0.00
142 E	99100 504 100	00008 000	INDIRECT COST	31,225.23	0.00	0.00	0.00	31,225.23	0.00
142 E	99100 590 100	00000 000	TRANSFERS OUT	0.00	0.00	0.00	0.00	0.00	0.00
				<u>1,727,312.23</u>	<u>129,406.58</u>	<u>839,916.92</u>	<u>0.00</u>	<u>887,395.31</u>	<u>48.63</u>

Fnd T Acct	Obj Prj Loc	Prg	Account Level Description	2021-22 Budget	March 2021-22 Monthly Activity	2021-22 FYTD Activity	Encumbered Amount	Unexpended Balance - YTD Act	2021-22 FYTD %
160			TITLE I-D						
142 E 71100 429 160 00000 000			INSTRUCTIONAL SUPPLIES & MATER	30,006.97	660.00	660.00	0.00	29,346.97	2.20
142 E 71100 499 160 00000 000			OTHER SUPPLIES AND MATERIALS	16,000.00	0.00	11,249.00	0.00	4,751.00	70.31
142 E 72210 499 160 00000 000			OTHER SUPPLIES AND MATERIALS	0.00	0.00	0.00	0.00	0.00	0.00
142 E 72210 524 160 00000 000			IN-SERVICE / STAFF DEVELOPMENT	5,500.00	0.00	0.00	0.00	5,500.00	0.00
142 E 99100 504 160 00000 000			INDIRECT COST	2,500.00	0.00	0.00	0.00	2,500.00	0.00
	160			54,006.97	660.00	11,909.00	0.00	42,097.97	22.05

Account Level		2021-22	March 2021-22	2021-22	Encumbered	Unexpended	2021-22
Fnd T Acct	Obj Prj Loc Prg Description	Budget	Monthly Activity	FYTD Activity	Amount	Balance - YTD Act	FYTD %
171	ADD. TARGETED SUPPORT & IMPROV						
142 E 71100 195 171 00000 000	CERTIFIED SUBSTITUTE TEACHERS	0.00	0.00	0.00	0.00	0.00	0.00
142 E 71100 201 171 00000 000	SOCIAL SECURITY	0.00	0.00	0.00	0.00	0.00	0.00
142 E 71100 212 171 00000 000	MEDICARE	0.00	0.00	0.00	0.00	0.00	0.00
142 E 71100 429 171 00000 000	INSTRUCTIONAL SUPPLIES AND MAT	0.00	0.00	0.00	0.00	0.00	0.00
142 E 71100 499 171 00000 000	OTHER SUPPLIES AND MATERIALS	4,277.12	0.00	4,277.12	0.00	0.00	100.00
142 E 72210 196 171 00000 000	IN SERVICE TRAINING	0.00	0.00	0.00	0.00	0.00	0.00
142 E 72210 524 171 00000 000	IN-SERVICE / STAFF DEVELOPMENT	8,308.50	0.00	8,308.50	0.00	0.00	100.00
142 E 99100 504 171 00000 000	INDIRECT COST	214.04	0.00	214.04	0.00	0.00	100.00
	171	12,799.66	0.00	12,799.66	0.00	0.00	100.00

Fnd T	Acct	Obj	Prj	Loc	Prg	Account Level Description	2021-22 Budget	March 2021-22 Monthly Activity	2021-22 FYTD Activity	Encumbered Amount	Unexpended Balance - YTD Act	2021-22 FYTD %
200						TITLE II - A						
142	E	71100	116	200	00000	000 TEACHERS	41,189.00	3,244.57	22,711.92	0.00	18,477.08	55.14
142	E	71100	195	200	00000	000 CERTIFIED SUBSTITUTE TEACHERS	0.00	0.00	0.00	0.00	0.00	0.00
142	E	71100	201	200	00000	000 SOCIAL SECURITY	2,554.00	201.16	1,408.12	0.00	1,145.88	55.13
142	E	71100	204	200	00000	000 STATE RETIREMENT	4,242.00	292.02	2,044.13	0.00	2,197.87	48.19
142	E	71100	207	200	00000	000 MEDICAL INSURANCE	11,640.00	0.00	0.00	0.00	11,640.00	0.00
142	E	71100	212	200	00000	000 EMPLOYER MEDICARE	597.00	47.05	329.35	0.00	267.65	55.17
142	E	72210	138	200	00010	000 INSTR COMPUTER PERSONNEL	110,470.00	4,619.25	41,507.93	0.00	68,962.07	37.57
142	E	72210	189	200	00000	000 OTHER SALARIES & WAGES	11,880.00	0.00	1,980.00	0.00	9,900.00	16.67
142	E	72210	195	200	00000	000 CERTIFIED SUBSTITUTE TEACHERS	0.00	0.00	0.00	0.00	0.00	0.00
142	E	72210	201	200	00000	000 SOCIAL SECURITY	8,200.00	0.00	122.76	0.00	8,077.24	1.50
142	E	72210	201	200	00010	000	0.00	265.64	2,417.54	0.00	-2,417.54	0.00
142	E	72210	204	200	00000	000 STATE RETIREMENT	13,657.00	0.00	203.94	0.00	13,453.06	1.49
142	E	72210	204	200	00010	000	0.00	475.78	4,275.30	0.00	-4,275.30	0.00
142	E	72210	207	200	00000	000 MEDICAL INSURANCE	17,316.00	0.00	4,496.40	0.00	12,819.60	25.97
142	E	72210	207	200	00010	000	0.00	1,164.00	8,961.60	0.00	-8,961.60	0.00
142	E	72210	212	200	00000	000 EMPLOYER MEDICARE	1,918.00	0.00	28.73	0.00	1,889.27	1.50
142	E	72210	212	200	00010	000	0.00	62.12	565.38	0.00	-565.38	0.00
142	E	72210	355	200	00000	000 TRAVEL	0.00	0.00	0.00	0.00	0.00	0.00
142	E	72210	499	200	00000	000 OTHER SUPPLIES AND MATERIALS	0.00	0.00	0.00	0.00	0.00	0.00
142	E	72210	524	200	00000	000 IN SERVICE / STAFF DEVELOPMENT	166,083.24	5,679.00	35,558.46	0.00	130,524.78	21.41
142	E	99100	504	200	00008	000 INDIRECT COST	14,000.00	0.00	0.00	0.00	14,000.00	0.00
142	E	99100	590	200	00000	000 TRANSFERS OUT	0.00	0.00	0.00	0.00	0.00	0.00
						200	403,746.24	16,050.59	126,611.56	0.00	277,134.68	31.36

Fnd T Acct	Obj Prj Loc	Prg	Account Level Description	2021-22 Budget	March 2021-22 Monthly Activity	2021-22 FYTD Activity	Encumbered Amount	Unexpended Balance - YTD Act	2021-22 FYTD %
440			TITLE IV						
142 E 71100 429 440 00000 000			INSTRUCTIONAL SUPPLIES & MAT.	0.00	0.00	0.00	0.00	0.00	0.00
142 E 71150 116 440 00000 000			TEACHERS	27,761.00	0.00	0.00	0.00	27,761.00	0.00
142 E 71150 201 440 00000 000			SOCIAL SECURITY	1,721.00	0.00	0.00	0.00	1,721.00	0.00
142 E 71150 204 440 00000 000			STATE RETIREMENT	2,859.00	0.00	0.00	0.00	2,859.00	0.00
142 E 71150 207 440 00000 000			MEDICAL INSURANCE	0.00	0.00	0.00	0.00	0.00	0.00
142 E 71150 212 440 00000 000			MEDICARE	403.00	0.00	0.00	0.00	403.00	0.00
142 E 71150 429 440 00000 000			INSTRUCTIONAL SUPPLIES AND MAT	2,000.18	0.00	0.00	0.00	2,000.18	0.00
142 E 72130 123 440 00000 000			GUIDANCE PERSONNEL	52,918.00	4,586.25	32,103.75	0.00	20,814.25	60.67
142 E 72130 201 440 00000 000			SOCIAL SECURITY	3,281.00	262.81	1,840.27	0.00	1,440.73	56.09
142 E 72130 204 440 00000 000			STATE RETIREMENT	5,451.00	472.38	3,306.66	0.00	2,144.34	60.66
142 E 72130 207 440 00000 000			MEDICAL INSURANCE	9,360.00	936.00	6,484.80	0.00	2,875.20	69.28
142 E 72130 212 440 00000 000			EMPLOYER MEDICARE	767.00	61.46	430.38	0.00	336.62	56.11
142 E 72130 499 440 00000 000			OTHER SUPPLIES & MATERIALS	0.00	0.00	0.00	0.00	0.00	0.00
142 E 72130 524 440 00000 000			IN SERVICE / STAFF DEVELOPMENT	7,000.00	0.00	3,614.24	0.00	3,385.76	51.63
142 E 72130 599 440 00000 000			OTHER CHARGES	0.00	0.00	0.00	0.00	0.00	0.00
142 E 72250 105 440 00000 000			SUPERVISOR / DIRECTOR	0.00	0.00	0.00	0.00	0.00	0.00
142 E 72250 524 440 00000 000			IN-SERVICE / STAFF DEVELOPMENT	3,600.00	0.00	0.00	0.00	3,600.00	0.00
142 E 72250 790 440 00000 000			OTHER EQUIPMENT	0.00	0.00	0.00	0.00	0.00	0.00
142 E 72710 201 440 00000 000				0.00	0.00	0.00	0.00	0.00	0.00
142 E 72710 204 440 00000 000				0.00	0.00	0.00	0.00	0.00	0.00
142 E 72710 212 440 00000 000				0.00	0.00	0.00	0.00	0.00	0.00
142 E 72710 599 440 00000 000			OTHER CHARGES	0.00	0.00	0.00	0.00	0.00	0.00
142 E 99100 504 440 00000 000			INDIRECT COST	6,000.00	0.00	0.00	0.00	6,000.00	0.00
			440	123,121.18	6,318.90	47,780.10	0.00	75,341.08	38.81

Account Level						2021-22	March 2021-22	2021-22	Encumbered	Unexpended	2021-22
Fnd T Acct	Obj Prj Loc	Prg	Description	Budget	Monthly Activity	FYTD Activity	Amount	Balance - YTD Act	FYTD %		
700	ARP HOMELESS 2.0										
142 E 72130 189 700 00000 000	OTHER SALARIES AND WAGES					5,136.00	0.00	0.00	0.00	5,136.00	0.00
142 E 72130 201 700 00000 000	SOCIAL SECURITY					318.43	0.00	0.00	0.00	318.43	0.00
142 E 72130 204 700 00000 000	STATE RETIREMENT					529.63	0.00	0.00	0.00	529.63	0.00
142 E 72130 212 700 00000 000	MEDICARE					74.47	0.00	0.00	0.00	74.47	0.00
142 E 72130 307 700 00000 000	COMMUNICATION					24,000.00	0.00	0.00	0.00	24,000.00	0.00
142 E 72130 499 700 00000 000	OTHER SUPPLIES AND MATERIALS					54,519.01	0.00	11,000.00	0.00	43,519.01	20.18
142 E 72710 425 700 00000 000	GASOLINE & LUBRICANTS					24,000.00	0.00	0.00	0.00	24,000.00	0.00
	700					108,577.54	0.00	11,000.00	0.00	97,577.54	10.13

Account Level				2021-22	March 2021-22	2021-22	Encumbered	Unexpended	2021-22
Fnd T Acct	Obj Prj Loc	Prg	Description	Budget	Monthly Activity	FYTD Activity	Amount	Balance - YTD Act	FYTD %
800			CARL PERKINS						
142 E	71300 116 800	00021 000	TEACHERS	0.00	0.00	0.00	0.00	0.00	0.00
142 E	71300 189 800	00021 000	OTHER SALARIES & WAGES	3,600.26	0.00	0.00	0.00	3,600.26	0.00
142 E	71300 201 800	00021 000	SOCIAL SECURITY	275.40	0.00	0.00	0.00	275.40	0.00
142 E	71300 204 800	00021 000	STATE RETIREMENT	180.00	0.00	0.00	0.00	180.00	0.00
142 E	71300 207 800	00021 000	MEDICAL INSURANCE	164.40	0.00	0.00	0.00	164.40	0.00
142 E	71300 212 800	00021 000	EMPLOYER MEDICARE	51.00	0.00	0.00	0.00	51.00	0.00
142 E	71300 429 800	00000 000	INSTRUCTIONAL SUPPLIES & MATER	36,655.63	0.00	35,885.14	0.00	770.49	97.90
142 E	71300 499 800	00000 000	OTHER SUPPLIES AND MATERIALS	10,000.00	1,287.00	12,817.00	0.00	-2,817.00	128.17
142 E	71300 599 800	00000 000	OTHER CHARGES	0.00	0.00	0.00	0.00	0.00	0.00
142 E	71300 730 800	00000 000	VOCATIONAL INSTRUCTION EQUIPME	75,000.00	0.00	21,190.07	0.00	53,809.93	28.25
142 E	72130 146 800	00000 000	BUS DRIVERS	0.00	0.00	0.00	0.00	0.00	0.00
142 E	72130 355 800	00000 000	TRAVEL	2,951.00	668.00	2,574.80	0.00	376.20	87.25
142 E	72130 399 800	00000 000	OTHER CONTRACTED SERVICES	0.00	0.00	0.00	0.00	0.00	0.00
142 E	72130 524 800	00000 000	IN SERVICE / STAFF DEVELOPMENT	7,107.00	0.00	5,760.48	0.00	1,346.52	81.05
142 E	72230 162 800	00000 000	CLERICAL PERSONNEL	2,400.18	0.00	0.00	0.00	2,400.18	0.00
142 E	72230 201 800	00000 000	SOCIAL SECURITY	183.60	0.00	0.00	0.00	183.60	0.00
142 E	72230 204 800	00000 000	STATE RETIREMENT	120.00	0.00	0.00	0.00	120.00	0.00
142 E	72230 207 800	00000 000	MEDICAL INSURANCE	109.60	0.00	0.00	0.00	109.60	0.00
142 E	72230 212 800	00000 000	MEDICARE	34.00	0.00	0.00	0.00	34.00	0.00
142 E	72230 599 800	00000 000		0.00	0.00	0.00	0.00	0.00	0.00
142 E	99100 504 800	00008 000	INDIRECT COST	3,293.73	0.00	0.00	0.00	3,293.73	0.00
142 E	99100 590 800	00008 000	TRANS. OUT - INDIRECT COST	0.00	0.00	0.00	0.00	0.00	0.00
	800			142,125.80	1,955.00	78,227.49	0.00	63,898.31	55.04

Account Level		2021-22	March 2021-22	2021-22	Encumbered	Unexpended	2021-22
Fnd T Acct	Obj Prj Loc Prg Description	Budget	Monthly Activity	FYTD Activity	Amount	Balance - YTD Act	FYTD %
899	IDEA SUSTAINABILITY GRANT						
142 E 71200 195 899 00000 000	CERTIFIED SUBSTITUTE TEACHERS	0.00	0.00	0.00	0.00	0.00	0.00
142 E 71200 201 899 00000 000	SOCIAL SECURITY	0.00	0.00	0.00	0.00	0.00	0.00
142 E 71200 204 899 00000 000	STATE RETIREMENT	0.00	0.00	0.00	0.00	0.00	0.00
142 E 71200 212 899 00000 000	EMPLOYER MEDICARE	0.00	0.00	0.00	0.00	0.00	0.00
142 E 71200 429 899 00000 000	INSTRUCTIONAL SUPPLIES & MATER	22,405.62	0.00	22,381.00	0.00	24.62	99.89
142 E 71200 725 899 00000 000	SPECIAL EDUCATION EQUIPMENT	0.00	0.00	0.00	0.00	0.00	0.00
142 E 72220 196 899 00000 000	IN SERVICE TRAINING	0.00	0.00	0.00	0.00	0.00	0.00
142 E 72220 196 899 00020 000	IN SERVICE TRAINING	0.00	0.00	0.00	0.00	0.00	0.00
142 E 72220 201 899 00000 000	SOCIAL SECURITY	0.00	0.00	0.00	0.00	0.00	0.00
142 E 72220 204 899 00000 000	STATE RETIREMENT	0.00	0.00	0.00	0.00	0.00	0.00
142 E 72220 212 899 00000 000	EMPLOYER MEDICARE	0.00	0.00	0.00	0.00	0.00	0.00
142 E 72220 524 899 00000 000	IN-SERVICE / STAFF DEVELOPMENT	13,850.00	0.00	10,849.90	0.00	3,000.10	78.34
	899	36,255.62	0.00	33,230.90	0.00	3,024.72	91.66

Fnd T Acct	Obj Prj Loc	Prg	Account Level Description	2021-22 Budget	March 2021-22 Monthly Activity	2021-22 FYTD Activity	Encumbered Amount	Unexpended Balance - YTD Act	2021-22 FYTD %
900			IDEA PART- B						
142 E 71200	116 900	00000 000	TEACHERS	110,192.00	8,350.01	58,556.15	0.00	51,635.85	53.14
142 E 71200	163 900	00000 000	EDUCATIONAL ASSISTANTS	920,351.04	82,765.90	545,329.54	0.00	375,021.50	59.25
142 E 71200	171 900	00000 000	SPEECH PATHOLOGIST	45,630.00	3,801.09	26,607.63	0.00	19,022.37	58.31
142 E 71200	189 900	00000 000	OTHER SALARIES & WAGES	0.00	0.00	0.00	0.00	0.00	0.00
142 E 71200	201 900	00000 000	SOCIAL SECURITY	61,185.00	5,420.93	35,731.50	0.00	25,453.50	58.40
142 E 71200	204 900	00000 000	STATE RETIREMENT	95,916.00	7,958.69	49,200.73	0.00	46,715.27	51.30
142 E 71200	207 900	00000 000	MEDICAL INSURANCE	365,777.00	26,746.80	196,289.20	0.00	169,487.80	53.66
142 E 71200	212 900	00000 000	EMPLOYER MEDICARE	14,466.00	1,267.82	8,356.69	0.00	6,109.31	57.77
142 E 71200	429 900	00000 000	INSTRUCTIONAL SUPPLIES & MAT.	150,000.00	0.00	12,383.24	0.00	137,616.76	8.26
142 E 71200	725 900	00000 000	SPECIAL EDUCATION EQUIPMENT	10,000.00	0.00	4,106.36	0.00	5,893.64	41.06
142 E 72210	524 900	00000 000	Staff Development	0.00	0.00	0.00	0.00	0.00	0.00
142 E 72220	189 900	00000 000	OTHER SALARIES & WAGES	0.00	0.00	0.00	0.00	0.00	0.00
142 E 72220	201 900	00000 000	SOCIAL SECURITY	0.00	0.00	0.00	0.00	0.00	0.00
142 E 72220	204 900	00000 000	STATE RETIREMENT	0.00	0.00	0.00	0.00	0.00	0.00
142 E 72220	207 900	00000 000	MEDICAL INSURANCE	0.00	0.00	0.00	0.00	0.00	0.00
142 E 72220	212 900	00000 000	EMPLOYER MEDICARE	0.00	0.00	0.00	0.00	0.00	0.00
142 E 72220	312 900	00000 000	CONTRACTS W PRIVATE AGENCIES	41,409.41	0.00	0.00	0.00	41,409.41	0.00
142 E 72220	336 900	00000 000	MAINTENANCE & REPAIR OF EQUIPM	10,000.00	0.00	957.00	0.00	9,043.00	9.57
142 E 72220	355 900	00000 000	TRAVEL	25,000.00	0.00	0.00	0.00	25,000.00	0.00
142 E 72220	399 900	00000 000	OTHER CONTRACTED SERVICES	0.00	0.00	0.00	0.00	0.00	0.00
142 E 72220	429 900	00000 000	Instructional Supplies & Mat.	0.00	0.00	0.00	0.00	0.00	0.00
142 E 72220	499 900	00000 000	OTHER SUPPLIES AND MATERIALS	50,000.00	378.00	10,702.61	0.00	39,297.39	21.41
142 E 72220	524 900	00000 000	IN SERVICE / STAFF DEVELOPMENT	75,000.00	180.00	15,112.63	0.00	59,887.37	20.15
142 E 72710	146 900	00020 000	BUS DRIVERS	251,643.00	21,632.40	150,642.82	0.00	101,000.18	59.86
142 E 72710	201 900	00020 000	SOCIAL SECURITY	15,601.00	1,190.81	8,317.90	0.00	7,283.10	53.32
142 E 72710	204 900	00020 000	STATE RETIREMENT	24,200.79	1,988.90	13,941.13	0.00	10,259.66	57.61
142 E 72710	207 900	00020 000	MEDICAL INSURANCE	250,000.00	10,605.20	78,037.20	0.00	171,962.80	31.21
142 E 72710	212 900	00020 000	EMPLOYER MEDICARE	3,648.81	278.51	1,945.41	0.00	1,703.40	53.32
142 E 99100	504 900	00008 000	INDIRECT COST	20,000.00	0.00	0.00	0.00	20,000.00	0.00
	900			2,540,020.05	172,565.06	1,216,217.74	0.00	1,323,802.31	47.88

Account Level		2021-22	March 2021-22	2021-22	Encumbered	Unexpended	2021-22
Fnd T Acct	Obj Prj Loc Prg Description	Budget	Monthly Activity	FYTD Activity	Amount	Balance - YTD Act	FYTD %
901	ARP IDEA PART B						
142 E 71150 116 901 00000 000	TEACHERS	141,000.00	3,887.00	11,661.00	0.00	129,339.00	8.27
142 E 71150 201 901 00000 000	SOCIAL SECURITY	8,814.00	240.99	722.97	0.00	8,091.03	8.20
142 E 71150 204 901 00000 000	STATE RETIREMENT	14,523.00	349.83	1,049.49	0.00	13,473.51	7.23
142 E 71150 207 901 00000 000	MEDICAL INSURANCE	30,000.00	0.00	0.00	0.00	30,000.00	0.00
142 E 71150 212 901 00000 000	MEDICARE	2,046.00	56.36	169.08	0.00	1,876.92	8.26
142 E 71200 116 901 00000 000	TEACHERS	35,000.00	0.00	0.00	0.00	35,000.00	0.00
142 E 71200 163 901 00000 000	EDUCATIONAL ASSISTANTS	26,400.00	0.00	0.00	0.00	26,400.00	0.00
142 E 71200 171 901 00000 000	SPEECH PATHOLOGIST	0.00	0.00	0.00	0.00	0.00	0.00
142 E 71200 189 901 00000 000	OTHER SALARIES & WAGES	0.00	0.00	0.00	0.00	0.00	0.00
142 E 71200 201 901 00000 000	SOCIAL SECURITY	3,807.00	0.00	0.00	0.00	3,807.00	0.00
142 E 71200 204 901 00000 000	STATE RETIREMENT	0.00	0.00	0.00	0.00	0.00	0.00
142 E 71200 207 901 00000 000	MEDICAL INSURANCE	0.00	0.00	0.00	0.00	0.00	0.00
142 E 71200 211 901 00000 000	LOCAL RETIREMENT	6,325.00	0.00	0.00	0.00	6,325.00	0.00
142 E 71200 212 901 00000 000	EMPLOYER MEDICARE	860.00	0.00	0.00	0.00	860.00	0.00
142 E 72220 399 901 00000 000	OTHER CONTRACTED SERVICES	0.00	0.00	0.00	0.00	0.00	0.00
142 E 72220 499 901 00000 000	OTHER SUPPLIES AND MATERIALS	95,163.93	2,504.67	19,335.05	0.00	75,828.88	20.32
142 E 72220 524 901 00000 000	IN-SERVICE / STAFF DEVELOPMENT	85,000.00	1,925.00	8,525.00	0.00	76,475.00	10.03
142 E 72710 146 901 00000 000	BUS DRIVERS	19,600.00	0.00	0.00	0.00	19,600.00	0.00
142 E 72710 201 901 00000 000	SOCIAL SECURITY	2,432.00	0.00	0.00	0.00	2,432.00	0.00
142 E 72710 204 901 00000 000	STATE RETIREMENT	5,652.00	0.00	0.00	0.00	5,652.00	0.00
142 E 72710 207 901 00000 000	MEDICAL INSURANCE	0.00	0.00	0.00	0.00	0.00	0.00
142 E 72710 212 901 00000 000	EMPLOYER MEDICARE	570.00	0.00	0.00	0.00	570.00	0.00
	901	477,192.93	8,963.85	41,462.59	0.00	435,730.34	8.69

Fnd T Acct	Obj Prj Loc	Prg	Account Level Description	2021-22 Budget	March 2021-22 Monthly Activity	2021-22 FYTD Activity	Encumbered Amount	Unexpended Balance - YTD Act	2021-22 FYTD %
910			IDEA PRESCHOOL						
142 E 71200 163 910 00000 000			EDUCATIONAL ASSISTANTS	36,643.00	1,626.75	11,797.59	0.00	24,845.41	32.20
142 E 71200 201 910 00000 000			SOCIAL SECURITY	1,016.00	92.18	651.85	0.00	364.15	64.16
142 E 71200 204 910 00000 000			STATE RETIREMENT	3,003.00	156.33	1,103.59	0.00	1,899.41	36.75
142 E 71200 207 910 00000 000			MEDICAL INSURANCE	19,023.00	567.60	5,565.60	0.00	13,457.40	29.26
142 E 71200 212 910 00000 000			EMPLOYER MEDICARE	453.00	21.56	152.45	0.00	300.55	33.65
142 E 71200 429 910 00000 000			INSTRUCTIONAL SUPPLIES & MATER	30,000.00	0.00	620.05	0.00	29,379.95	2.07
142 E 71200 499 910 00000 000			OTHER SUPPLIES AND MATERIALS	0.00	0.00	0.00	0.00	0.00	0.00
142 E 71200 725 910 00000 000			SPECIAL EDUCATION EQUIPMENT	0.00	0.00	0.00	0.00	0.00	0.00
142 E 72220 189 910 00000 000			OTHER SALARIES & WAGES	0.00	0.00	0.00	0.00	0.00	0.00
142 E 72220 201 910 00000 000			SOCIAL SECURITY	0.00	0.00	0.00	0.00	0.00	0.00
142 E 72220 204 910 00000 000			STATE RETIREMENT	0.00	0.00	0.00	0.00	0.00	0.00
142 E 72220 207 910 00000 000				0.00	0.00	0.00	0.00	0.00	0.00
142 E 72220 212 910 00000 000			EMPLOYER MEDICARE	0.00	0.00	0.00	0.00	0.00	0.00
142 E 72220 355 910 00000 000			TRAVEL	0.00	0.00	0.00	0.00	0.00	0.00
142 E 72220 399 910 00000 000			OTHER CONTRACTED SERVICES	0.00	0.00	-3,060.00	0.00	3,060.00	0.00
142 E 72220 499 910 00000 000			OTHER SUPPLIES AND MATERIALS	10,000.00	0.00	6,392.16	0.00	3,607.84	63.92
142 E 72220 524 910 00000 000			IN SERVICE / STAFF DEVELOPMENT	8,842.07	0.00	0.00	0.00	8,842.07	0.00
142 E 72220 790 910 00000 000			OTHER EQUIPMENT	20,000.00	0.00	0.00	0.00	20,000.00	0.00
142 E 99100 504 910 00008 000			INDIRECT COST	0.00	0.00	0.00	0.00	0.00	0.00
			910	128,980.07	2,464.42	23,223.29	0.00	105,756.78	18.01

Account Level		2021-22	March 2021-22	2021-22	Encumbered	Unexpended	2021-22
Fnd T Acct	Obj Prj Loc Prg Description	Budget	Monthly Activity	FYTD Activity	Amount	Balance - YTD Act	FYTD %
911	ARP IDEA PRESCHOOL						
142 E 72220 499 911 00000 000	OTHER SUPPLIES AND MATERIALS	16,814.51	0.00	0.00	0.00	16,814.51	0.00
142 E 72220 524 911 00000 000	IN-SERVICE / STAFF DEVELOPMENT	15,000.00	0.00	0.00	0.00	15,000.00	0.00
	911	31,814.51	0.00	0.00	0.00	31,814.51	0.00

Account Level						2021-22	March 2021-22	2021-22	Encumbered	Unexpended	2021-22
Fnd T Acct	Obj	Prj	Loc	Prg	Description	Budget	Monthly Activity	FYTD Activity	Amount	Balance - YTD Act	FYTD %
930					TN ALL CORPS						
142 E	72210	189	930	00000	000 OTHER SALARIES AND WAGES	109,620.00	3,465.00	4,030.00	0.00	105,590.00	3.68
142 E	72210	201	930	00000	000 SOCIAL SECURITY	6,796.44	214.83	249.86	0.00	6,546.58	3.68
142 E	72210	204	930	00000	000 STATE RETIREMENT	6,521.35	276.77	317.14	0.00	6,204.21	4.86
142 E	72210	212	930	00000	000 MEDICARE	1,589.49	50.25	58.45	0.00	1,531.04	3.68
142 E	72210	429	930	00000	000 SUPPLIES & MATERIALS	92,083.08	0.00	0.00	0.00	92,083.08	0.00
142 E	72210	499	930	00000	000 OTHER SUPPLIES AND MATERIALS	77,389.64	0.00	0.00	0.00	77,389.64	0.00
			930			294,000.00	4,006.85	4,655.45	0.00	289,344.55	1.58

Fnd T Acct	Obj Prj Loc	Prg	Account Level Description	2021-22 Budget	March 2021-22 Monthly Activity	2021-22 FYTD Activity	Encumbered Amount	Unexpended Balance - YTD Act	2021-22 FYTD %
931			ESSER						
142 E 71100 195 931 00000 000			CERTIFIED SUBSTITUTE TEACHERS	360,640.00	0.00	0.00	0.00	360,640.00	0.00
142 E 71100 201 931 00000 000			SOCIAL SECURITY	22,359.68	0.00	0.00	0.00	22,359.68	0.00
142 E 71100 204 931 00000 000			STATE RETIREMENT	0.00	0.00	0.00	0.00	0.00	0.00
142 E 71100 212 931 00000 000			MEDICARE	5,229.28	0.00	0.00	0.00	5,229.28	0.00
142 E 71100 429 931 00000 000			SUPPLIES & MATERIALS	9,999.00	0.00	9,899.00	0.00	100.00	99.00
142 E 71100 471 931 00000 000			SOFTWARE	113,755.95	0.00	113,755.95	0.00	0.00	100.00
142 E 71200 116 931 00000 000			TEACHERS	0.00	0.00	0.00	0.00	0.00	0.00
142 E 71200 189 931 00000 000			OTHER SALARIES AND WAGES	765.00	0.00	765.00	0.00	0.00	100.00
142 E 71200 201 931 00000 000			SOCIAL SECURITY	47.43	0.00	47.43	0.00	0.00	100.00
142 E 71200 204 931 00000 000			STATE RETIREMENT	78.80	0.00	78.80	0.00	0.00	100.00
142 E 71200 212 931 00000 000			MEDICARE	11.09	0.00	11.09	0.00	0.00	100.00
142 E 71200 399 931 00000 000			OTHER CONTRACTED SERVICE	30,000.00	0.00	6,482.00	0.00	23,518.00	21.61
142 E 71200 429 931 00000 000			INSTRUCTIONAL SUPPLIES & MATER	34,967.00	0.00	8,922.30	0.00	26,044.70	25.52
142 E 72120 399 931 00000 000			OTHER CONTRACTED SERVICE	0.00	0.00	0.00	0.00	0.00	0.00
142 E 72210 189 931 00000 000			OTHER SALARIES & WAGES	0.00	0.00	0.00	0.00	0.00	0.00
142 E 72210 201 931 00000 000			SOCIAL SECURITY	0.00	0.00	0.00	0.00	0.00	0.00
142 E 72210 204 931 00000 000			STATE RETIREMENT	0.00	0.00	0.00	0.00	0.00	0.00
142 E 72210 212 931 00000 000			EMPLOYER MEDICARE	0.00	0.00	0.00	0.00	0.00	0.00
142 E 72210 524 931 00000 000			IN-SERVICE / STAFF DEVELOPMENT	0.00	0.00	0.00	0.00	0.00	0.00
142 E 99100 504 931 00000 000			INDIRECT COST	24,329.05	0.00	0.00	0.00	24,329.05	0.00
	931			602,182.28	0.00	139,961.57	0.00	462,220.71	23.24

Fnd T Acct	Obj Prj Loc	Prg	Account Level Description	2021-22 Budget	March 2021-22 Monthly Activity	2021-22 FYTD Activity	Encumbered Amount	Unexpended Balance - YTD Act	2021-22 FYTD %
934			ESSER 2.0						
142 E 71100	116 934	00000 000	Teachers	0.00	0.00	0.00	0.00	0.00	0.00
142 E 71100	189 934	00000 000	OTHER SALARIES AND WAGES	0.00	0.00	0.00	0.00	0.00	0.00
142 E 71100	195 934	00000 000	CERTIFIED SUBSTITUTE TEACHERS	154,560.00	0.00	0.00	0.00	154,560.00	0.00
142 E 71100	201 934	00000 000	SOCIAL SECURITY	9,582.72	0.00	0.00	0.00	9,582.72	0.00
142 E 71100	204 934	00000 000	STATE RETIREMENT	0.00	0.00	0.00	0.00	0.00	0.00
142 E 71100	212 934	00000 000	MEDICARE	2,241.12	0.00	0.00	0.00	2,241.12	0.00
142 E 71100	429 934	00000 000	INSTRUCTIONAL SUPPLIES & MATER	372,122.91	0.00	89,664.33	0.00	282,458.58	24.10
142 E 71100	449 934	00000 000	TEXTBOOKS	220,000.00	0.00	219,222.20	0.00	777.80	99.65
142 E 71100	471 934	00000 000	SOFTWARE	570,602.50	0.00	187,115.25	0.00	383,487.25	32.79
142 E 71100	499 934	00000 000	OTHER CONTRACTED SERVICES	0.00	0.00	-310.97	0.00	310.97	0.00
142 E 71100	599 934	00000 000	OTHER CHARGES	0.00	0.00	0.00	0.00	0.00	0.00
142 E 71200	116 934	00000 000	TEACHERS	0.00	0.00	0.00	0.00	0.00	0.00
142 E 71200	163 934	00000 000	EDUCATIONAL ASSISTANTS	0.00	0.00	0.00	0.00	0.00	0.00
142 E 71200	201 934	00000 000	SOCIAL SECURITY	0.00	0.00	0.00	0.00	0.00	0.00
142 E 71200	204 934	00000 000	STATE RETIREMENT	0.00	0.00	0.00	0.00	0.00	0.00
142 E 71200	212 934	00000 000	MEDICARE	0.00	0.00	0.00	0.00	0.00	0.00
142 E 71200	429 934	00000 000	SUPPLIES & MATERIALS	24,595.00	0.00	12,675.08	0.00	11,919.92	51.54
142 E 71200	725 934	00000 000	SPECIAL EDUCATION EQUIPMENT	51,534.40	0.00	51,534.40	0.00	0.00	100.00
142 E 72120	131 934	00000 000	MEDICAL PERSONNEL	46,656.52	0.00	0.00	0.00	46,656.52	0.00
142 E 72120	201 934	00000 000	SOCIAL SECURITY	2,892.69	0.00	0.00	0.00	2,892.69	0.00
142 E 72120	204 934	00000 000	STATE RETIREMENT	3,223.83	0.00	0.00	0.00	3,223.83	0.00
142 E 72120	212 934	00000 000	MEDICARE	676.53	0.00	0.00	0.00	676.53	0.00
142 E 72120	399 934	00000 000	OTHER CONTRACTED SERVICE	240,000.00	10,000.00	70,000.00	0.00	170,000.00	29.17
142 E 72120	471 934	00000 000	SOFTWARE	13,400.00	0.00	11,900.00	0.00	1,500.00	88.81
142 E 72120	499 934	00000 000	OTHER SUPPLIES AND MATERIALS	8,799.00	0.00	8,799.00	0.00	0.00	100.00
142 E 72210	189 934	00000 000	OTHER SALARIES AND WAGES	0.00	0.00	0.00	0.00	0.00	0.00
142 E 72210	201 934	00000 000	SOCIAL SECURITY	0.00	0.00	0.00	0.00	0.00	0.00
142 E 72210	204 934	00000 000	STATE RETIREMENT	0.00	0.00	0.00	0.00	0.00	0.00
142 E 72210	212 934	00000 000	MEDICARE	0.00	0.00	0.00	0.00	0.00	0.00
142 E 72210	524 934	00000 000	IN-SERVICE / STAFF DEVELOPMENT	8,020.00	0.00	8,020.00	0.00	0.00	100.00
142 E 72250	499 934	00000 000	OTHER SUPPLIES AND MATERIALS	350,000.00	0.00	283,779.00	0.00	66,221.00	81.08
142 E 72610	720 934	00000 000	PLANT AND EQUIPMENT	51,475.00	0.00	50,811.30	0.00	663.70	98.71
142 E 72620	499 934	00000 000	OTHER SUPPLIES AND MATERIALS	0.00	0.00	0.00	0.00	0.00	0.00
142 E 72620	599 934	00000 000	OTHER CHARGES	0.00	0.00	0.00	0.00	0.00	0.00
142 E 72710	146 934	00000 000	BUS DRIVERS	70,000.00	0.00	0.00	0.00	70,000.00	0.00
142 E 72710	201 934	00000 000	SOCIAL SECURITY	4,340.00	0.00	0.00	0.00	4,340.00	0.00
142 E 72710	204 934	00000 000	STATE RETIREMENT	6,727.00	0.00	0.00	0.00	6,727.00	0.00
142 E 72710	212 934	00000 000	MEDICARE	1,015.00	0.00	0.00	0.00	1,015.00	0.00

Fnd T Acct	Obj Prj Loc	Prg	Account Level Description	2021-22 Budget	March 2021-22 Monthly Activity	2021-22 FYTD Activity	Encumbered Amount	Unexpended Balance - YTD Act	2021-22 FYTD %
934			ESSEER 2.0						
142 E	72710 412 934	00000 000	DIESEL FUEL	5,000.00	0.00	0.00	0.00	5,000.00	0.00
142 E	73100 165 934	00008 000	CAFETERIA PERONNEL	0.00	0.00	0.00	0.00	0.00	0.00
142 E	73100 201 934	00008 000	SOCIAL SECURITY	0.00	0.00	0.00	0.00	0.00	0.00
142 E	73100 204 934	00008 000	STATE RETIREMENT	0.00	0.00	0.00	0.00	0.00	0.00
142 E	73100 212 934	00008 000	MEDICARE	0.00	0.00	0.00	0.00	0.00	0.00
142 E	76100 707 934	00008 000	BUILDING IMPROVEMENTS	1,055,233.01	0.00	661,491.00	0.00	393,742.01	62.69
142 E	76100 799 934	00008 000	OTHER CAPITAL OUTLAY	300,000.00	0.00	0.00	0.00	300,000.00	0.00
142 E	99100 504 934	00000 000	INDIRECT COST	607,000.00	0.00	0.00	0.00	607,000.00	0.00
	934			4,179,697.23	10,000.00	1,654,700.59	0.00	2,524,996.64	39.59

Account Level		2021-22	March 2021-22	2021-22	Encumbered	Unexpended	2021-22
Fnd T Acct	Obj Prj Loc Prg Description	Budget	Monthly Activity	FYTD Activity	Amount	Balance - YTD Act	FYTD %
936	ESSEER PLANNING GRANT						
142 E 72210 399 936 00000 000	OTHER CONTRACTED SERVICE	175,000.00	0.00	115,000.00	0.00	60,000.00	65.71
	936	175,000.00	0.00	115,000.00	0.00	60,000.00	65.71

Fnd T Acct	Obj Prj Loc	Prg	Account Level Description	2021-22 Budget	March 2021-22 Monthly Activity	2021-22 FYTD Activity	Encumbered Amount	Unexpended Balance - YTD Act	2021-22 FYTD %
937			ESSER 3.0						
142 E 71100	116 937	00000 000	TEACHERS	153,525.00	3,670.25	25,691.75	0.00	127,833.25	16.73
142 E 71100	201 937	00000 000	SOCIAL SECURITY	9,519.00	211.99	1,484.81	0.00	8,034.19	15.60
142 E 71100	204 937	00000 000	STATE RETIREMENT	15,810.00	330.32	2,312.24	0.00	13,497.76	14.63
142 E 71100	207 937	00000 000	MEDICAL INSURANCE	34,920.00	567.60	3,934.80	0.00	30,985.20	11.27
142 E 71100	212 937	00000 000	MEDICARE	2,226.00	49.58	347.26	0.00	1,878.74	15.60
142 E 71100	429 937	00000 000	SUPPLIES & MATERIALS	158,497.58	0.00	123,347.55	0.00	35,150.03	77.82
142 E 71100	471 937	00000 000	SOFTWARE	954,636.42	9,900.00	29,700.00	0.00	924,936.42	3.11
142 E 71100	499 937	00000 000	OTHER SUPPLIES AND MATERIALS	3,375.00	0.00	2,143.90	0.00	1,231.10	63.52
142 E 71100	722 937	00000 000	REGULAR INSTRUCTION EQUIPMENT	25,767.20	0.00	20,885.60	0.00	4,881.60	81.05
142 E 71200	116 937	00000 000	TEACHERS	52,500.00	0.00	0.00	0.00	52,500.00	0.00
142 E 71200	163 937	00000 000	EDUCATIONAL ASSISTANTS	27,720.00	0.00	0.00	0.00	27,720.00	0.00
142 E 71200	201 937	00000 000	SOCIAL SECURITY	14,919.00	0.00	0.00	0.00	14,919.00	0.00
142 E 71200	204 937	00000 000	STATE RETIREMENT	24,789.00	0.00	0.00	0.00	24,789.00	0.00
142 E 71200	212 937	00000 000	MEDICARE	3,492.00	0.00	0.00	0.00	3,492.00	0.00
142 E 72120	189 937	00000 000	OTHER SALARIES AND WAGES	2,640.00	0.00	0.00	0.00	2,640.00	0.00
142 E 72120	201 937	00000 000	SOCIAL SECURITY	164.00	0.00	0.00	0.00	164.00	0.00
142 E 72120	204 937	00000 000	STATE RETIREMENT	255.00	0.00	0.00	0.00	255.00	0.00
142 E 72120	212 937	00000 000	MEDICARE	38.00	0.00	0.00	0.00	38.00	0.00
142 E 72120	399 937	00000 000	OTHER CONTRACTED SERVICE	120,000.00	0.00	0.00	0.00	120,000.00	0.00
142 E 72120	471 937	00000 000	SOFTWARE	90,000.00	0.00	0.00	0.00	90,000.00	0.00
142 E 72120	599 937	00000 000	OTHER CHARGES	51,000.00	0.00	0.00	0.00	51,000.00	0.00
142 E 72130	123 937	00000 000	GUIDANCE PERSONNEL	281,000.00	3,419.34	3,419.34	0.00	277,580.66	1.22
142 E 72130	130 937	00000 000	SOCIAL WORKERS	495,000.00	227.04	227.04	0.00	494,772.96	0.05
142 E 72130	201 937	00000 000	SOCIAL SECURITY	48,082.00	207.17	207.17	0.00	47,874.83	0.43
142 E 72130	204 937	00000 000	STATE RETIREMENT	76,464.00	372.62	372.62	0.00	76,091.38	0.49
142 E 72130	207 937	00000 000	MEDICAL INSURANCE	228,240.00	1,726.00	1,726.00	0.00	226,514.00	0.76
142 E 72130	212 937	00000 000	MEDICARE	11,214.00	48.45	48.45	0.00	11,165.55	0.43
142 E 72130	399 937	00000 000	OTHER CONTRACTED SERVICE	87,577.04	0.00	0.00	0.00	87,577.04	0.00
142 E 72210	189 937	00000 000	OTHER SALARIES AND WAGES	1,958,457.00	0.00	0.00	0.00	1,958,457.00	0.00
142 E 72210	201 937	00000 000	SOCIAL SECURITY	121,424.00	0.00	0.00	0.00	121,424.00	0.00
142 E 72210	204 937	00000 000	STATE RETIREMENT	201,721.00	0.00	0.00	0.00	201,721.00	0.00
142 E 72210	212 937	00000 000	MEDICARE	28,398.00	0.00	0.00	0.00	28,398.00	0.00
142 E 72210	524 937	00000 000	IN-SERVICE / STAFF DEVELOPMENT	611,648.27	6,309.00	41,293.00	0.00	570,355.27	6.75
142 E 72250	599 937	00000 000	OTHER CHARGES	119,139.00	0.00	0.00	0.00	119,139.00	0.00
142 E 72710	146 937	00000 000	BUS DRIVERS	41,340.00	0.00	0.00	0.00	41,340.00	0.00
142 E 72710	201 937	00000 000	SOCIAL SECURITY	6,209.00	0.00	0.00	0.00	6,209.00	0.00
142 E 72710	204 937	00000 000	STATE RETIREMENT	10,394.00	0.00	0.00	0.00	10,394.00	0.00
142 E 72710	212 937	00000 000	MEDICARE	1,453.00	0.00	0.00	0.00	1,453.00	0.00

Account Level						2021-22	March 2021-22	2021-22	Encumbered	Unexpended	2021-22
Fnd T Acct	Obj Prj Loc	Prg	Description	Budget	Monthly Activity	FYTD Activity	Amount	Balance - YTD Act	FYTD %		
937			ESSE 3.0								
142 E 76100 707 937 00008 000			BUILDING IMPROVEMENTS	5,681,595.24	0.00	0.00	0.00	5,681,595.24	0.00		
142 E 99100 504 937 00000 000			INDIRECT COST	208,041.72	0.00	0.00	0.00	208,041.72	0.00		
	937			11,963,190.47	27,039.36	257,141.53	0.00	11,706,048.94	2.15		

Fnd T Acct	Obj Prj Loc	Prg	Account Level Description	2021-22 Budget	March 2021-22 Monthly Activity	2021-22 FYTD Activity	Encumbered Amount	Unexpended Balance - YTD Act	2021-22 FYTD %
938			BEST FOR ALL DISTRICT GRANT						
142 E 71100 163 938 00000 000			EDUCATIONAL ASSISTANTS	16,024.00	0.00	0.00	0.00	16,024.00	0.00
142 E 71100 201 938 00000 000			SOCIAL SECURITY	993.00	0.00	0.00	0.00	993.00	0.00
142 E 71100 204 938 00000 000			STATE RETIREMENT	1,540.00	0.00	0.00	0.00	1,540.00	0.00
142 E 71100 212 938 00000 000			MEDICARE	232.00	0.00	0.00	0.00	232.00	0.00
142 E 71100 429 938 00000 000			SUPPLIES & MATERIALS	173,543.00	0.00	0.00	0.00	173,543.00	0.00
142 E 71100 499 938 00000 000			OTHER SUPPLIES AND MATERIALS	2,300.00	0.00	0.00	0.00	2,300.00	0.00
142 E 71100 722 938 00000 000			REGULAR INSTRUCTION EQUIPMENT	50,000.00	0.00	0.00	0.00	50,000.00	0.00
142 E 72210 189 938 00000 000			OTHER SALARIES AND WAGES	4,200.00	0.00	0.00	0.00	4,200.00	0.00
142 E 72210 201 938 00000 000			SOCIAL SECURITY	403.00	0.00	0.00	0.00	403.00	0.00
142 E 72210 204 938 00000 000			STATE RETIREMENT	670.00	0.00	0.00	0.00	670.00	0.00
142 E 72210 212 938 00000 000			MEDICARE	95.00	0.00	0.00	0.00	95.00	0.00
	938			250,000.00	0.00	0.00	0.00	250,000.00	0.00

Account Level		2021-22	March 2021-22	2021-22	Encumbered	Unexpended	2021-22
Fnd T Acct	Obj Prj Loc Prg Description	Budget	Monthly Activity	FYTD Activity	Amount	Balance - YTD Act	FYTD %
939	FISCAL PRE-MONITORING SUPPORTS						
142 E 72510 399 939 00000 000	OTHER CONTRACTED SERVICE	46,200.00	0.00	0.00	0.00	46,200.00	0.00
	939	46,200.00	0.00	0.00	0.00	46,200.00	0.00

Fnd T Acct	Obj Prj Loc	Prg	Account Level Description	2021-22 Budget	March 2021-22 Monthly Activity	2021-22 FYTD Activity	Encumbered Amount	Unexpended Balance - YTD Act	2021-22 FYTD %
940			EPIDEMIOLOGY & LABORATORY ELC						
142 E 72120 105 940 00000 000			DIRECTOR	15,000.00	0.00	0.00	0.00	15,000.00	0.00
142 E 72120 131 940 00000 000			MEDICAL PERSONNEL	107,500.00	2,730.02	8,190.06	0.00	99,309.94	7.62
142 E 72120 201 940 00000 000			SOCIAL SECURITY	17,081.00	169.26	507.78	0.00	16,573.22	2.97
142 E 72120 204 940 00000 000			STATE RETIREMENT	2,642.75	0.00	0.00	0.00	2,642.75	0.00
142 E 72120 206 940 00000 000			LIFE INSURANCE	200.00	0.00	0.00	0.00	200.00	0.00
142 E 72120 207 940 00000 000			MEDICAL INSURANCE	14,760.00	0.00	0.00	0.00	14,760.00	0.00
142 E 72120 212 940 00000 000			MEDICARE	3,994.75	39.59	118.77	0.00	3,875.98	2.97
142 E 72120 355 940 00000 000			TRAVEL	1,000.00	0.00	66.74	0.00	933.26	6.67
142 E 72120 399 940 00000 100			OTHER CONTRACTED SERVICE	245,000.00	12,180.00	12,180.00	0.00	232,820.00	4.97
142 E 72120 413 940 00000 000			DRUGS & MEDICAL	1,566.98	0.00	1,138.33	0.00	428.65	72.64
142 E 72120 735 940 00000 000			HEALTH EQUIPMENT	248,000.00	105,778.19	156,360.86	0.00	91,639.14	63.05
142 E 72130 189 940 00000 000			OTHER SALARIES AND WAGES	153,000.00	0.00	0.00	0.00	153,000.00	0.00
142 E 72130 399 940 00000 000			OTHER CONTRACTED SERVICE	280,000.00	0.00	0.00	0.00	280,000.00	0.00
142 E 72130 499 940 00000 000			OTHER SUPPLIES AND MATERIALS	57,000.00	1,000.97	1,919.24	0.00	55,080.76	3.37
142 E 76100 707 940 00008 000			BUILDING IMPROVEMENTS	275,000.00	0.00	0.00	0.00	275,000.00	0.00
	940			1,421,745.48	121,898.03	180,481.78	0.00	1,241,263.70	12.69

Fnd T Acct	Obj Prj Loc	Prg	Account Level Description	2021-22 Budget	March 2021-22 Monthly Activity	2021-22 FYTD Activity	Encumbered Amount	Unexpended Balance - YTD Act	2021-22 FYTD %
950			CIVICS SEAL GRANT						
142 E 71100 195 950 00000 000			CERTIFIED SUBSTITUTE TEACHERS	241.00	0.00	0.00	0.00	241.00	0.00
142 E 71100 201 950 00000 000			SOCIAL SECURITY	43.40	0.00	0.00	0.00	43.40	0.00
142 E 71100 212 950 00000 000			MEDICARE	10.15	0.00	0.00	0.00	10.15	0.00
142 E 71100 429 950 00000 000			SUPPLIES & MATERIALS	3,294.50	0.00	3,294.50	0.00	0.00	100.00
142 E 71100 471 950 00000 000			SOFTWARE	50.00	0.00	50.00	0.00	0.00	100.00
142 E 71100 599 950 00000 000			OTHER CHARGES	570.24	392.00	952.00	0.00	-381.76	166.95
142 E 72210 524 950 00000 000			IN-SERVICE / STAFF DEVELOPMENT	4,500.00	0.00	3,500.00	0.00	1,000.00	77.78
142 E 72710 146 950 00000 000			BUS DRIVERS	588.00	0.00	144.00	0.00	444.00	24.49
142 E 72710 201 950 00000 000			SOCIAL SECURITY	36.46	0.00	8.92	0.00	27.54	24.47
142 E 72710 204 950 00000 000				0.00	0.00	13.84	0.00	-13.84	0.00
142 E 72710 204 950 10000 100			STATE RETIREMENT	56.51	0.00	0.00	0.00	56.51	0.00
142 E 72710 212 950 00000 000			MEDICARE	9.74	0.00	2.08	0.00	7.66	21.36
142 E 72710 412 950 00000 000			DIESEL FUEL	600.00	0.00	21.00	0.00	579.00	3.50
	950			10,000.00	392.00	7,986.34	0.00	2,013.66	79.86

Account Level		2021-22	March 2021-22	2021-22	Encumbered	Unexpended	2021-22
Fnd T Acct	Obj Prj Loc Prg Description	Budget	Monthly Activity	FYTD Activity	Amount	Balance - YTD Act	FYTD %
951	HQIM LITERACY IMPLEMENTATION N						
142 E 71100 429 951 00000 000	SUPPLIES & MATERIALS	5,000.00	0.00	0.00	0.00	5,000.00	0.00
142 E 72210 399 951 00000 000	OTHER CONTRACTED SERVICE	73,000.00	33,488.00	33,488.00	0.00	39,512.00	45.87
142 E 72210 524 951 00000 000	IN-SERVICE / STAFF DEVELOPMENT	5,000.00	0.00	0.00	0.00	5,000.00	0.00
	951	83,000.00	33,488.00	33,488.00	0.00	49,512.00	40.35

Account Level		2021-22	March 2021-22	2021-22	Encumbered	Unexpended	2021-22
Fnd T Acct	Obj Prj Loc Prg Description	Budget	Monthly Activity	FYTD Activity	Amount	Balance - YTD Act	FYTD %
952	EARLY LITERACY NETWORKS						
142 E 72210 399 952 00000 000	OTHER CONTRACTED SERVICE	80,000.00	0.00	0.00	0.00	80,000.00	0.00
	952	80,000.00	0.00	0.00	0.00	80,000.00	0.00

Number of Accounts: 499

***** End of report *****

Fnd T Acct	Obj Prj Loc	Prg	Account Level Description	Amount
A			Asset	
142 A 11130	000 000 000000	000	CASH IN BANK-PAYROLL	0.00
142 A 11130	000 100 000000	000	CASH IN BANK-PAYROLL	0.00
142 A 11130	000 440 000000	000	CASH IN BANK-PAYROLL	0.00
142 A 11130	---	---	-----	0.00
142 A 11140	000 000 000000	000	CASH WITH TRUSTEE	0.00
142 A 11140	000 000 000000	142	CASH WITH TRUSTEE	0.00
142 A 11140	000 000 99141	141		0.00
142 A 11140	000 000 99142	142		996,657.86
142 A 11140	000 010 000000	142	CASH WITH TRUSTEE - CON ADMIN	710.16
142 A 11140	000 010 99141	141		0.00
142 A 11140	000 010 99142	142		21,081.37CR
142 A 11140	000 100 000000	000	CASH WITH TRUSTEE	0.00
142 A 11140	000 100 000000	142	CASH WITH TRUSTEE - TITLE I	0.00
142 A 11140	000 100 99141	141		0.00
142 A 11140	000 100 99142	142		128,535.25CR
142 A 11140	000 101 99142	142		3,798.70
142 A 11140	000 160 000000	000	TITLE I-D	0.00
142 A 11140	000 160 99142	142		2,458.70CR
142 A 11140	000 171 99142	142		0.00
142 A 11140	000 172 99142	142		0.00
142 A 11140	000 200 000000	142	CASH WITH TRUSTEE - TITLE II-A	1,444.00
142 A 11140	000 200 99141	141		8,407.11
142 A 11140	000 200 99142	142		20,963.66CR
142 A 11140	000 300 000000	142	CASH WITH TRUSTEE - TITLE III	0.00
142 A 11140	000 440 000000	141	CASH WITH TRUSTEE	0.00
142 A 11140	000 440 99141	141		0.00
142 A 11140	000 440 99142	142		5,964.77CR
142 A 11140	000 480 000000	142	CASH WITH TRUSTEE - FTTT DISCR	0.00
142 A 11140	000 580 000000	142	CASH WITH TRUSTEE - FTTT	0.00
142 A 11140	000 700 99142	142		4,000.00CR
142 A 11140	000 720 99142	142		0.00
142 A 11140	000 800 000000	142	CASH WITH TRUSTEE - CARL PERKI	0.00
142 A 11140	000 800 99141	141		0.00
142 A 11140	000 800 99142	142		9,028.93CR
142 A 11140	000 801 000000	142	CASH WITH TRUSTEE - CTE RESERV	0.00
142 A 11140	000 801 99142	142		0.00
142 A 11140	000 802 99142	142		0.00
142 A 11140	000 803 99142	142		0.00
142 A 11140	000 891 000000	142	CASH WITH TRUSTEE - STATE DISC	0.00
142 A 11140	000 891 99142	142		1,405.19
142 A 11140	000 892 000000	142	CASH WITH TRUSTEE - DISC PRESC	0.00
142 A 11140	000 892 99142	142		0.00
142 A 11140	000 893 000000	142	CASH WITH TRUSTEE - IDEA DISC	0.00
142 A 11140	000 893 99142	142		0.00
142 A 11140	000 894 000000	142	CASH WITH TRUSTEE - FS GRAY	0.00
142 A 11140	000 894 99142	142		0.00
142 A 11140	000 895 000000	142	CASH WITH TRUSTEE - FS JM	0.00
142 A 11140	000 895 99142	142		0.00
142 A 11140	000 896 000000	142	CASH WITH TRUSTEE - FS SS	0.00
142 A 11140	000 896 99142	142		0.00
142 A 11140	000 897 99142	142		0.00
142 A 11140	000 898 99142	142		0.00
142 A 11140	000 899 99141	141		0.00
142 A 11140	000 899 99142	142		1,405.19CR

Fnd T Acct	Obj Prj Loc	Prg	Account Level Description	Amount
A			Asset	
142 A 11140 000 900 00000 000			CASH WITH TRUSTEE-IDEA PART B	702.74CR
142 A 11140 000 900 00000 142			CASH WITH TRUSTEE-IDEA PART B	0.00
142 A 11140 000 900 99141 141				139,171.17
142 A 11140 000 900 99142 142				308,684.66CR
142 A 11140 000 901 00000 142			EDUCATION HANDICAPPED ACT - I	0.00
142 A 11140 000 901 99142 142				9,412.85CR
142 A 11140 000 902 00000 142			EDUCATION HANDICAPPED ACT - ID	0.00
142 A 11140 000 910 00000 142			CASH WITH TRUSTEE - IDEA PRESC	0.00
142 A 11140 000 910 99141 141				0.00
142 A 11140 000 910 99142 142				1,435.09CR
142 A 11140 000 930 99142 142				4,006.85CR
142 A 11140 000 931 99141 141				0.00
142 A 11140 000 931 99142 142				0.00
142 A 11140 000 932 99142 142				0.00
142 A 11140 000 933 99142 142				0.00
142 A 11140 000 934 99142 142				10,695.08
142 A 11140 000 935 99142 142				0.00
142 A 11140 000 936 99142 142				0.00
142 A 11140 000 937 99142 142				52,473.96CR
142 A 11140 000 940 99142 142				149,737.36CR
142 A 11140 000 950 99141 141				168.84
142 A 11140 000 950 99142 142				560.84CR
142 A 11140 000 951 99142 142				33,488.00CR
142 A 11140 --- --- ----- ---				408,517.89
142 A 11400 000 900 00000 142			DUE FROM OTHER FUNDS	0.00
142 A 11400 --- --- ----- ---				0.00
142 A 11410 000 000 00000 142				0.00
142 A 11410 --- --- ----- ---				0.00
142 A 11430 000 010 00000 142			DUE FROM OTHER GOVERNMENTS	0.00
142 A 11430 000 100 00000 142			DUE FROM OTHER GOVERNMENTS	0.00
142 A 11430 000 101 00000 142			DUE FROM OTHER GOVERNMENTS	3,798.70CR
142 A 11430 000 160 00000 142			DUE FROM OTHER GOVERNMENTS	1,798.70
142 A 11430 000 171 00000 142			DUE FROM OTHER GOVERNMENTS	0.00
142 A 11430 000 172 00000 142			ADAPTIVE LEARNING TECH. GRANT	0.00
142 A 11430 000 200 00000 142			DUE FROM OTHER GOVERNMENTS	0.00
142 A 11430 000 300 00000 142			DUE FROM OTHER GOVERNMENTS	0.00
142 A 11430 000 440 00000 142			DUE FROM OTHER GOVERNMENTS	0.00
142 A 11430 000 580 00000 142			DUE FROM OTHER GOVERNMENTS	0.00
142 A 11430 000 720 00000 142			DUE FROM OTHER GOVERNMENTS	0.00
142 A 11430 000 800 00000 142			DUE FROM OTHER GOVERNMENTS	0.00
142 A 11430 000 801 00000 142			DUE FROM OTHER GOVERNMENTS	0.00
142 A 11430 000 802 00000 142			PERKINS-NEW SKILLS FOR YOUTH	0.00
142 A 11430 000 891 00000 142			DUE FROM OTHER GOVERNMENTS	0.00
142 A 11430 000 892 00000 142			DUE FROM OTHER GOVERNMENTS	0.00
142 A 11430 000 893 00000 142			DUE FROM OTHER GOVERNMENTS	0.00
142 A 11430 000 894 00000 142			Focus School Gray	0.00
142 A 11430 000 895 00000 142			Focus School JM	0.00
142 A 11430 000 896 00000 000			DUE FROM OTHER GOVERNMENTS	0.00
142 A 11430 000 896 00000 142			Focus Schools SS	0.00
142 A 11430 000 898 00000 142			DUE FROM OTHER GOVERNMENTS	0.00
142 A 11430 000 900 00000 142			DUE FROM OTHER GOVERNMENTS	0.00
142 A 11430 000 910 00000 142			DUE FROM OTHER GOVERNMENTS	0.00

Fnd T Acct	Obj Prj Loc	Prg	Account Level Description	Amount
A Asset				
142 A 11430 000 931 00000 142			DUE FROM OTHER GOVERNMENTS	0.00
142 A 11430 000 934 00000 142			DUE FROM OTHER GOVERNMENTS	0.00
142 A 11430 000 935 00000 142			DUE FROM OTHER GOVERNMENTS	0.00
				<hr/>
142 A 11430 --- --- ----- ---				2,000.00CR
142 A 11440 000 000 00000 142			DUE FROM OTHER FUNDS	0.00
142 A 11440 000 010 00000 000			DUE FROM OTHER FUNDS-CON ADMIN	0.00
142 A 11440 000 160 00000 000			TITLE I-D	0.00
142 A 11440 000 440 00000 000			DUE FROM OTHER FUNDS	0.00
142 A 11440 000 800 00000 142			DUE FROM OTHER FUNDS-CTE BASIC	0.00
142 A 11440 000 891 00000 142			DUE FROM OTHER FUNDS-STATE DIS	0.00
142 A 11440 000 892 00000 000			DUE FROM OTHER FUNDS-DISC PREK	0.00
142 A 11440 000 895 00000 000			DUE FROM OTHER FUNDS-FS JMS	0.00
142 A 11440 000 896 00000 000			DUE FROM OTHER FUNDS-FS SS	0.00
142 A 11440 000 900 00000 000			DUE FROM OTHER FUNDS-IDEA B	0.00
142 A 11440 000 900 00000 142				0.00
142 A 11440 000 910 00000 000			DUE FROM OTHER FUNDS	0.00
142 A 11440 000 934 00000 142			DUE FROM OTHER FUNDS	0.00
142 A 11440 000 935 00000 000			DUE FROM OTHER FUNDS	0.00
				<hr/>
142 A 11440 --- --- ----- ---				0.00
142 A 21100 000 000 00000 142			ACCOUNTS PAYABLE	0.00
				<hr/>
142 A 21100 --- --- ----- ---				0.00
142 A 21500 000 000 00000 142			DUE TO OTHER FUNDS	0.00
				<hr/>
142 A 21500 --- --- ----- ---				0.00
				<hr/>
142 A ----- --- --- ----- ---				406,517.89
				=====
L Liability				
142 L 21100 000 010 00000 000			ACCOUNTS PAYABLE	702.37CR
142 L 21100 000 100 00000 000			ACCOUNTS PAYABLE	6,996.85CR
142 L 21100 000 101 00000 000				0.00
142 L 21100 000 160 00000 000			TITLE I-D	0.00
142 L 21100 000 171 00000 000				0.00
142 L 21100 000 172 00000 000				0.00
142 L 21100 000 200 00000 000			ACCOUNTS PAYABLE	441.64CR
142 L 21100 000 440 00000 000			ACCOUNTS PAYABLE	354.13CR
142 L 21100 000 700 00000 000				0.00
142 L 21100 000 720 00000 000				0.00
142 L 21100 000 800 00000 000			ACCOUNTS PAYABLE	2,313.57CR
142 L 21100 000 801 00000 000			ACCOUNTS PAYABLE	0.00
142 L 21100 000 802 00000 000				0.00
142 L 21100 000 803 00000 000				0.00
142 L 21100 000 891 00000 000			ACCOUNTS PAYABLE	0.00
142 L 21100 000 892 00000 000			ACCOUNTS PAYABLE	0.00
142 L 21100 000 893 00000 000			ACCOUNTS PAYABLE	0.00
142 L 21100 000 894 00000 000			ACCOUNTS PAYABLE	0.00
142 L 21100 000 895 00000 000			ACCOUNTS PAYABLE	0.00
142 L 21100 000 896 00000 000			ACCOUNTS PAYABLE	0.00
142 L 21100 000 897 00000 000				0.00

Fnd T Acct	Obj Prj Loc	Prg	Account Level Description	Amount
L			Liability	
142 L 21100 000 898 00000 000				0.00
142 L 21100 000 899 00000 000				0.00
142 L 21100 000 900 00000 000			ACCOUNTS PAYABLE	2,986.70CR
142 L 21100 000 901 00000 000				0.00
142 L 21100 000 910 00000 000			ACCOUNTS PAYABLE	979.56CR
142 L 21100 000 930 00000 000				0.00
142 L 21100 000 931 00000 000				0.00
142 L 21100 000 932 00000 000				0.00
142 L 21100 000 933 00000 000				0.00
142 L 21100 000 934 00000 000				20,695.08CR
142 L 21100 000 935 00000 000				0.00
142 L 21100 000 936 00000 000				0.00
142 L 21100 000 937 00000 000				0.00
142 L 21100 000 940 00000 000				0.00
142 L 21100 000 950 00000 000				0.00
142 L 21100 000 951 00000 000				0.00
142 L 21100 --- --- ----- ---				35,469.90CR
142 L 21200 000 100 00000 000			ACCRUED PAYROLL	0.00
142 L 21200 000 931 00000 000			ACCRUED PAYROLL	0.00
142 L 21200 000 934 00000 000			ACCRUED PAYROLL	0.00
142 L 21200 000 935 00000 000			ACCRUED PAYROLL	0.00
142 L 21200 --- --- ----- ---				0.00
142 L 21310 000 000 00000 000				154.29
142 L 21310 000 010 00000 000			INCOME TAX WITHHELD AND UNPAID	154.29CR
142 L 21310 000 100 00000 000			INCOME TAX WITHHELD AND UNPAID	0.00
142 L 21310 000 160 00000 000			TITLE I-D	0.00
142 L 21310 000 200 00000 000			INCOME TAX WITHHELD AND UNPAID	0.00
142 L 21310 000 440 00000 000			INCOME TAX WITHHELD AND UNPAID	0.00
142 L 21310 000 580 00000 000			INCOME TAX WITHHELD AND UNPAID	0.00
142 L 21310 000 720 00000 000				0.00
142 L 21310 000 800 00000 000			INCOME TAX WITHHELD AND UNPAID	0.00
142 L 21310 000 891 00000 000			INCOME TAX WITHHELD AND UNPAID	0.00
142 L 21310 000 892 00000 000			INCOME TAX WITHHELD AND UNPAID	0.00
142 L 21310 000 894 00000 000			INCOME TAX WITHHELD AND UNPAID	0.00
142 L 21310 000 895 00000 000			INCOME TAX WITHHELD AND UNPAID	0.00
142 L 21310 000 896 00000 000			INCOME TAX WITHHELD AND UNPAID	0.00
142 L 21310 000 900 00000 000			INCOME TAX WITHHELD AND UNPAID	0.00
142 L 21310 000 901 00000 000				0.00
142 L 21310 000 910 00000 000			INCOME TAX WITHHELD AND UNPAID	0.00
142 L 21310 000 930 00000 000				0.00
142 L 21310 000 931 00000 000				0.00
142 L 21310 000 934 00000 000				0.00
142 L 21310 000 937 00000 000				0.00
142 L 21310 000 940 00000 000				0.00
142 L 21310 000 950 00000 000				0.00
142 L 21310 --- --- ----- ---				0.00
142 L 21320 000 000 00000 000				186.18
142 L 21320 000 010 00000 000			SOCIAL SECURITY TAX	186.18CR
142 L 21320 000 100 00000 000			SOCIAL SECURITY TAX	0.05
142 L 21320 000 160 00000 000			TITLE I-D	0.00
142 L 21320 000 200 00000 000			SOCIAL SECURITY TAX	0.00
142 L 21320 000 440 00000 000			SOCIAL SECURITY TAX	0.00

Fnd T Acct	Obj Prj Loc	Prg	Account Level Description	Amount
L			Liability	
142 L 21320 000 580 00000 000			SOCIAL SECURITY TAX	0.00
142 L 21320 000 720 00000 000				0.00
142 L 21320 000 800 00000 000			SOCIAL SECURITY TAX	0.00
142 L 21320 000 891 00000 000			SOCIAL SECURITY TAX	0.00
142 L 21320 000 894 00000 000			SOCIAL SECURITY TAX	0.00
142 L 21320 000 895 00000 000			SOCIAL SECURITY TAX	0.00
142 L 21320 000 896 00000 000			SOCIAL SECURITY TAX	0.00
142 L 21320 000 900 00000 000			SOCIAL SECURITY TAX	6.70CR
142 L 21320 000 901 00000 000				0.00
142 L 21320 000 910 00000 000			SOCIAL SECURITY TAX	0.00
142 L 21320 000 930 00000 000				0.00
142 L 21320 000 931 00000 000				0.00
142 L 21320 000 934 00000 000				0.00
142 L 21320 000 937 00000 000				0.00
142 L 21320 000 940 00000 000				0.00
142 L 21320 000 950 00000 000				0.00
				<hr/>
142 L 21320 --- --- ----- ---				6.65CR
142 L 21325 000 000 00000 000				43.54
142 L 21325 000 010 00000 000			EMPLOYEE MEDICARE DEDUCTION	43.54CR
142 L 21325 000 100 00000 000			EMPLOYEE MEDICARE DEDUCTION	0.00
142 L 21325 000 160 00000 000			TITLE I-D	0.00
142 L 21325 000 200 00000 000			EMPLOYEE MEDICARE DEDUCTION	0.00
142 L 21325 000 440 00000 000			EMPLOYEE MEDICARE DEDUCTION	0.00
142 L 21325 000 580 00000 000			EMPLOYEE MEDICARE DEDUCTION	0.00
142 L 21325 000 720 00000 000				0.00
142 L 21325 000 800 00000 000			EMPLOYEE MEDICARE DEDUCTION	0.00
142 L 21325 000 891 00000 000			EMPLOYEE MEDICARE DEDUCTION	0.00
142 L 21325 000 892 00000 000			EMPLOYEE MEDICARE DEDUCTION	0.00
142 L 21325 000 894 00000 000			EMPLOYEE MEDICARE DEDUCTION	0.00
142 L 21325 000 895 00000 000			EMPLOYEE MEDICARE DEDUCTION	0.00
142 L 21325 000 896 00000 000			EMPLOYEE MEDICARE DEDUCTION	0.00
142 L 21325 000 900 00000 000			EMPLOYEE MEDICARE DEDUCTION	1.56CR
142 L 21325 000 901 00000 000				0.00
142 L 21325 000 910 00000 000			EMPLOYEE MEDICARE DEDUCTION	0.00
142 L 21325 000 930 00000 000				0.00
142 L 21325 000 931 00000 000				0.00
142 L 21325 000 934 00000 000				0.00
142 L 21325 000 937 00000 000				0.00
142 L 21325 000 940 00000 000				0.00
142 L 21325 000 950 00000 000				0.00
				<hr/>
142 L 21325 --- --- ----- ---				1.56CR
142 L 21330 000 000 00000 000				0.00
142 L 21330 000 010 00000 000			RETIREMENT CONTRIBUTIONS	161.83CR
142 L 21330 000 100 00000 000			RETIREMENT CONTRIBUTIONS	0.00
142 L 21330 000 160 00000 000			RETIREMENT CONTRIBUTIONS	0.00
142 L 21330 000 200 00000 000			RETIREMENT CONTRIBUTIONS	0.00
142 L 21330 000 440 00000 000			RETIREMENT CONTRIBUTIONS	0.00
142 L 21330 000 580 00000 000			RETIREMENT CONTRIBUTIONS	0.00
142 L 21330 000 720 00000 000				0.00
142 L 21330 000 800 00000 000			RETIREMENT CONTRIBUTIONS	0.00
142 L 21330 000 891 00000 000			RETIREMENT CONTRIBUTIONS	0.00
142 L 21330 000 892 00000 000				0.00
142 L 21330 000 894 00000 000				0.00

Fnd T Acct	Obj Prj Loc	Prg	Account Level Description	Amount
L			Liability	
142 L 21330 000 895 00000 000			RETIREMENT CONTRIBUTIONS	0.00
142 L 21330 000 896 00000 000				0.00
142 L 21330 000 900 00000 000			RETIREMENT CONTRIBUTIONS	0.00
142 L 21330 000 901 00000 000				0.00
142 L 21330 000 910 00000 000			RETIREMENT CONTRIBUTIONS	0.00
142 L 21330 000 930 00000 000				0.00
142 L 21330 000 931 00000 000				0.00
142 L 21330 000 934 00000 000				0.00
142 L 21330 000 937 00000 000				0.00
142 L 21330 000 950 00000 000				0.00
				<hr/>
142 L 21330 --- --- ----- ---				161.83CR
142 L 21339 000 000 00000 000				0.00
142 L 21339 000 010 00000 000			STATE DENTAL PLAN	0.00
142 L 21339 000 100 00000 000			STATE DENTAL PLAN	0.00
142 L 21339 000 160 00000 000			STATE DENTAL PLAN	0.00
142 L 21339 000 200 00000 000			STATE DENTAL PLAN	0.00
142 L 21339 000 440 00000 000			STATE DENTAL PLAN	0.00
142 L 21339 000 580 00000 000			STATE DENTAL PLAN	0.00
142 L 21339 000 800 00000 000			STATE DENTAL PLAN	0.00
142 L 21339 000 891 00000 000			STATE DENTAL PLAN	0.00
142 L 21339 000 892 00000 000			STATE DENTAL PLAN	0.00
142 L 21339 000 900 00000 000			STATE DENTAL PLAN	0.00
142 L 21339 000 910 00000 000				0.00
142 L 21339 000 937 00000 000				0.00
				<hr/>
142 L 21339 --- --- ----- ---				0.00
142 L 21340 000 000 00000 000				0.00
142 L 21340 000 010 00000 000			INSURANCE CONTRIBUTIONS	283.80CR
142 L 21340 000 100 00000 000			INSURANCE CONTRIBUTIONS	0.00
142 L 21340 000 160 00000 000			INSURANCE CONTRIBUTIONS	0.00
142 L 21340 000 200 00000 000			INSURANCE CONTRIBUTIONS	0.00
142 L 21340 000 440 00000 000			INSURANCE CONTRIBUTIONS	0.00
142 L 21340 000 580 00000 000			INSURANCE CONTRIBUTIONS	0.00
142 L 21340 000 800 00000 000			INSURANCE CONTRIBUTIONS	0.00
142 L 21340 000 891 00000 000			INSURANCE CONTRIBUTIONS	0.00
142 L 21340 000 892 00000 000			MEDICAL INSURANCE PAYABLE	0.00
142 L 21340 000 900 00000 000			INSURANCE CONTRIBUTIONS	0.00
142 L 21340 000 910 00000 000			INSURANCE CONTRIBUTIONS	0.00
142 L 21340 000 937 00000 000				0.00
				<hr/>
142 L 21340 --- --- ----- ---				283.80CR
142 L 21342 000 100 00000 000			HARTFORD ROTH	0.00
142 L 21342 000 160 00000 000			HARTFORD ROTH	0.00
142 L 21342 000 200 00000 000			HARTFORD ROTH	0.00
142 L 21342 000 440 00000 000			HARTFORD ROTH	0.00
142 L 21342 000 900 00000 000			HARTFORD ROTH	0.00
142 L 21342 000 910 00000 000				0.00
				<hr/>
142 L 21342 --- --- ----- ---				0.00
142 L 21343 000 000 00000 000				0.00
142 L 21343 000 010 00000 000			AMERICAN FAMILY LIFE	76.74CR
142 L 21343 000 100 00000 000			AMERICAN FAMILY LIFE	0.00
142 L 21343 000 160 00000 000			AMERICAN FAMILY LIFE	0.00
142 L 21343 000 200 00000 000			AMERICAN FAMILY LIFE	0.00

Fnd T Acct	Obj Prj Loc	Prg	Account Level Description	Amount
L			Liability	
142 L 21343	000 440	00000 000	AMERICAN FAMILY LIFE	0.00
142 L 21343	000 800	00000 000	AMERICAN FAMILY LIFE	0.00
142 L 21343	000 900	00000 000	AMERICAN FAMILY LIFE	1,870.65CR
142 L 21343	000 901	00000 000		0.00
142 L 21343	000 910	00000 000	AMERICAN FAMILY LIFE	1,870.65
				<hr/>
142 L 21343	---	---	-----	76.74CR
142 L 21344	000 100	00000 000	HORACE MANN LIFE INS	0.00
142 L 21344	000 160	00000 000	TITLE I-D	0.00
142 L 21344	000 900	00000 000	HORACE MANN LIFE INS	0.00
				<hr/>
142 L 21344	---	---	-----	0.00
142 L 21346	000 000	00000 000		0.00
142 L 21346	000 010	00000 000	WASHINGTON NATIONAL INS	0.00
142 L 21346	000 160	00000 000	TITLE I-D	0.00
142 L 21346	000 900	00000 000	WASHINGTON NATIONAL INS	0.00
142 L 21346	000 910	00000 000	WASHINGTON NATIONAL INS	0.00
				<hr/>
142 L 21346	---	---	-----	0.00
142 L 21347	000 000	00000 000		0.00
142 L 21347	000 100	00000 000	LIBERTY NATIONAL	0.00
142 L 21347	000 440	00000 000	LIBERTY NATIONAL	0.00
142 L 21347	000 800	00000 000	DEARBORN NATIONAL LIFE INSURAN	0.00
142 L 21347	000 900	00000 000	LIBERTY NATIONAL	0.00
142 L 21347	000 910	00000 000	LIBERTY NATIONAL	0.00
				<hr/>
142 L 21347	---	---	-----	0.00
142 L 21348	000 000	00000 000		0.00
142 L 21348	000 010	00000 000	MEDICAL INSURANCE	106.80CR
142 L 21348	000 100	00000 000	MEDICAL INSURANCE	0.00
142 L 21348	000 160	00000 000	MEDICAL INSURANCE	0.00
142 L 21348	000 200	00000 000	EMPLOYEE INSURANCE DEDUCTIONS	0.00
142 L 21348	000 440	00000 000	MEDICAL INSURANCE	0.00
142 L 21348	000 580	00000 000	MEDICAL INSURANCE	0.00
142 L 21348	000 800	00000 000	MEDICAL INSURANCE	0.00
142 L 21348	000 891	00000 000	EMPLOYEE INSURANCE DEDUCTIONS	0.00
142 L 21348	000 900	00000 000	MEDICAL INSURANCE	0.00
142 L 21348	000 910	00000 000	MEDICAL INSURANCE	0.00
142 L 21348	000 937	00000 000		0.00
				<hr/>
142 L 21348	---	---	-----	106.80CR
142 L 21349	000 010	00000 000		0.00
142 L 21349	000 100	00000 000	UNITED WAY	0.00
142 L 21349	000 200	00000 000		0.00
142 L 21349	000 440	00000 000		0.00
142 L 21349	000 900	00000 000	UNITED WAY	0.00
				<hr/>
142 L 21349	---	---	-----	0.00
142 L 21351	000 010	00000 000	HORACE MANN ANNUITY	0.00
142 L 21351	000 100	00000 000	HORACE MANN ANNUITY	0.00
142 L 21351	000 160	00000 000	HORACE MANN ANNUITY	0.00
142 L 21351	000 200	00000 000	HORACE MANN ANNUITY	0.00
142 L 21351	000 440	00000 000	HORACE MANN ANNUITY	0.00
142 L 21351	000 580	00000 000	HORACE MANN ANNUITY	0.00

Fnd T Acct	Obj Prj Loc	Prg	Account Level Description	Amount
L			Liability	
142 L 21351	---	---	-----	0.00
142 L 21353	000 000	000000	000	0.00
142 L 21353	000 010	000000	000 DAVIS VISION	1.00CR
142 L 21353	000 100	000000	000 DAVIS VISION	0.00
142 L 21353	000 160	000000	000 DAVIS VISION	0.00
142 L 21353	000 200	000000	000 DAVIS VISION	0.00
142 L 21353	000 440	000000	000 DAVIS VISION	0.00
142 L 21353	000 580	000000	000 DAVIS VISION	0.00
142 L 21353	000 800	000000	000 DAVIS VISION	0.00
142 L 21353	000 900	000000	000 DAVIS VISION	0.00
142 L 21353	000 937	000000	000	0.00
142 L 21353	---	---	-----	1.00CR
142 L 21354	000 000	000000	000 ONE AMERICA	0.00
142 L 21354	000 100	000000	000 ONE AMERICA	206.34
142 L 21354	000 160	000000	000 ONE AMERICA	0.00
142 L 21354	000 200	000000	000 ONE AMERICA	0.00
142 L 21354	000 440	000000	000 ONE AMERICA	0.00
142 L 21354	000 580	000000	000 ONE AMERICA	0.00
142 L 21354	000 800	000000	000 ONE AMERICA	0.00
142 L 21354	000 891	000000	000 ONE AMERICA	0.00
142 L 21354	000 900	000000	000 ONE AMERICA	375.90
142 L 21354	000 910	000000	000 ONE AMERICA	24.30
142 L 21354	000 937	000000	000	0.00
142 L 21354	---	---	-----	606.54
142 L 21356	000 100	000000	000 TRUSTMARK	0.00
142 L 21356	000 160	000000	000 TRUSTMARK	0.00
142 L 21356	000 200	000000	000 TRUSTMARK	0.00
142 L 21356	000 900	000000	000 TRUSTMARK	0.00
142 L 21356	---	---	-----	0.00
142 L 21357	000 100	000000	000 MODERN WOODMEN INS PAYABL	0.00
142 L 21357	---	---	-----	0.00
142 L 21359	000 000	000000	000 HYBRID PRETAXED CONTRIBUTION	0.00
142 L 21359	000 100	000000	000 HYBRID PRETAXED CONTRIBUTION	0.00
142 L 21359	000 200	000000	000 HYBRID PRETAXED CONTRIBUTION	0.00
142 L 21359	000 440	000000	000 HYBRID PRETAXED CONTRIBUTION	0.00
142 L 21359	000 720	000000	000	0.00
142 L 21359	000 891	000000	000 HYBRID PRETAXED CONTRIBUTION	0.00
142 L 21359	000 900	000000	000 HYBRID PRETAXED CONTRIBUTION	0.00
142 L 21359	000 901	000000	000	0.00
142 L 21359	000 931	000000	000	0.00
142 L 21359	000 934	000000	000	0.00
142 L 21359	000 937	000000	000	0.00
142 L 21359	---	---	-----	0.00
142 L 21360	000 100	000000	000 GARNISHMENTS AND LEVIES	0.00
142 L 21360	000 900	000000	000 GARNISHMENTS AND LEVIES	218.35CR
142 L 21360	---	---	-----	218.35CR
142 L 21362	000 000	000000	000	0.00
142 L 21362	000 100	000000	000 USABLE LIFE INS	0.00
142 L 21362	000 200	000000	000 USABLE LIFE INS	0.00

Fnd T Acct	Obj Prj Loc	Prg	Account Level Description	Amount
L			Liability	
142 L 21362 000 580 00000 000			USABLE LIFE INS	0.00
142 L 21362 000 800 00000 000			USABLE Life	0.00
142 L 21362 000 900 00000 000			USABLE LIFE INS	0.00
142 L 21362 000 910 00000 000			USABLE LIFE INS	0.00
142 L 21362 201 000 00000 000				0.00
142 L 21362 201 100 00000 000			SOCIAL SECURITY	0.00
142 L 21362 201 200 00000 000			SOCIAL SECURITY	0.00
142 L 21362 201 900 00000 000			SOCIAL SECURITY	0.00
142 L 21362 201 910 00000 000			SOCIAL SECURITY	0.00
142 L 21362 204 000 00000 000				0.00
142 L 21362 204 100 00000 000			STATE RETIREMENT	0.00
142 L 21362 204 200 00000 000			STATE RETIREMENT	0.00
142 L 21362 204 900 00000 000			STATE RETIREMENT	0.00
142 L 21362 204 910 00000 000			STATE RETIREMENT	0.00
142 L 21362 207 000 00000 000				0.00
142 L 21362 207 100 00000 000			MEDICAL INSURANCE	0.00
142 L 21362 207 160 00000 000			MEDICAL INSURANCE	0.00
142 L 21362 207 200 00000 000			MEDICAL INSURANCE	0.00
142 L 21362 207 900 00000 000			MEDICAL INSURANCE	0.00
142 L 21362 207 910 00000 000			MEDICAL INSURANCE	0.00
142 L 21362 212 000 00000 000				0.00
142 L 21362 212 100 00000 000			MEDICARE	0.00
142 L 21362 212 200 00000 000			MEDICARE	0.00
142 L 21362 212 900 00000 000			MEDICARE	0.00
142 L 21362 212 910 00000 000			MEDICARE	0.00
142 L 21362 --- --- ----- ---				0.00
142 L 21365 000 010 00000 000				0.00
142 L 21365 000 100 00000 000			WAGWORKS	0.00
142 L 21365 000 200 00000 000			WAGWORKS	0.00
142 L 21365 000 580 00000 000			WAGWORKS	0.00
142 L 21365 000 900 00000 000			WAGWORKS	0.00
142 L 21365 --- --- ----- ---				0.00
142 L 21366 000 100 00000 000				0.00
142 L 21366 000 200 00000 000				0.00
142 L 21366 000 900 00000 000			LSW/VALUE TEACH	50.00CR
142 L 21366 --- --- ----- ---				50.00CR
142 L 21370 000 010 00000 000			AIG RETIREMENT (VALIC)	0.00
142 L 21370 000 100 00000 000			AIG RETIREMENT (VALIC)	0.00
142 L 21370 000 200 00000 000			AIG RETIREMENT (VALIC)	0.00
142 L 21370 000 440 00000 000			AIG RETIREMENT (VALIC)	0.00
142 L 21370 --- --- ----- ---				0.00
142 L 21380 000 010 00000 000			CREDIT UNION DEDUCTION	0.00
142 L 21380 000 100 00000 000			CREDIT UNION DEDUCTION	0.00
142 L 21380 000 580 00000 000			CREDIT UNION DEDUCTION	0.00
142 L 21380 --- --- ----- ---				0.00
142 L 21390 000 010 00000 000			NEA TEA WCEA DUES	0.00
142 L 21390 000 100 00000 000			NEA TEA WCEA DUES	0.00
142 L 21390 000 200 00000 000			NEA TEA WCEA DUES	0.00
142 L 21390 000 580 00000 000			NEA TEA WCEA DUES	0.00
142 L 21390 000 900 00000 000			NEA TEA WCEA DUES	0.00

Fnd T Acct	Obj Prj Loc	Prg	Account Level Description	Amount
L			Liability	
142 L 21390	---	---	-----	0.00
142 L 21392	000	900	00000 000	0.00
142 L 21392	---	---	-----	0.00
142 L 21500	000	000	00000 000	0.00
142 L 21500	000	010	00000 000 DUE TO OTHER FUNDS	0.00
142 L 21500	000	100	00000 000 DUE TO OTHER FUNDS	0.00
142 L 21500	000	160	00000 000 DUE TO OTHER FUNDS	0.00
142 L 21500	000	200	00000 000 DUE TO OTHER FUNDS	0.00
142 L 21500	000	300	00000 000 DUE TO OTHER FUNDS	0.00
142 L 21500	000	440	00000 000 DUE TO OTHER FUNDS	0.00
142 L 21500	000	720	00000 000 DUE TO OTHER FUNDS	0.00
142 L 21500	000	800	00000 000 DUE TO OTHER FUNDS	0.00
142 L 21500	000	891	00000 000 DUE TO OTHER FUNDS	0.00
142 L 21500	000	892	00000 000 DUE TO OTHER FUNDS	0.00
142 L 21500	000	894	00000 000 DUE TO OTHER FUNDS	0.00
142 L 21500	000	896	00000 000 Due To Other Funds	0.00
142 L 21500	000	900	00000 000 DUE TO OTHER FUNDS	0.00
142 L 21500	000	910	00000 000 DUE TO OTHER FUNDS	0.00
142 L 21500	000	935	00000 000 DUE TO OTHER FUNDS	0.00
142 L 21500	---	---	-----	0.00
142 L 21530	000	000	00000 000 DUE TO STATE OF TENNESSEE	0.00
142 L 21530	000	010	00000 000 DUE TO STATE OF TENNESSEE	0.00
142 L 21530	000	200	00000 000 DUE TO STATE OF TENNESSEE	0.00
142 L 21530	000	800	00000 000 DUE TO STATE OF TN	0.00
142 L 21530	000	892	00000 000 Due to State of Tennessee	0.00
142 L 21530	000	900	00000 000 DUE TO STATE OF TENNESSEE	0.00
142 L 21530	---	---	-----	0.00
142 L 21535	000	100	00000 000 DAVIS VISION	0.00
142 L 21535	---	---	-----	0.00
142 L 21900	000	000	00000 000	0.00
142 L 21900	000	010	00000 000 OTHER CURRENT LIABILITIES	0.00
142 L 21900	000	100	00000 000 OTHER CURRENT LIABILITIES	0.00
142 L 21900	000	160	00000 000 OTHER CURRENT LIABILITIES	0.00
142 L 21900	000	200	00000 000 OTHER CURRENT LIABILITIES	0.00
142 L 21900	000	440	00000 000 OTHER CURRENT LIABILITIES	0.00
142 L 21900	000	720	00000 000	0.00
142 L 21900	000	800	00000 000 OTHER CURRENT LIABILITIES	0.00
142 L 21900	000	891	00000 000 OTHER CURRENT LIABILITIES	0.00
142 L 21900	000	894	00000 000 OTHER CURRENT LIABILITIES	0.00
142 L 21900	000	895	00000 000 OTHER CURRENT LIABILITIES	0.00
142 L 21900	000	896	00000 000 OTHER CURRENT LIABILITIES	0.00
142 L 21900	000	900	00000 000 OTHER CURRENT LIABILITIES	0.00
142 L 21900	000	901	00000 000	0.00
142 L 21900	000	910	00000 000 OTHER CURRENT LIABILITIES	0.00
142 L 21900	000	930	00000 000	0.00
142 L 21900	000	931	00000 000	0.00
142 L 21900	000	934	00000 000	0.00
142 L 21900	000	937	00000 000	0.00
142 L 21900	000	940	00000 000	0.00
142 L 21900	000	950	00000 000	0.00

Fnd T Acct	Obj Prj Loc	Prg	Account Level Description	Amount
L Liability				
142 L	21900 --- --- -----			0.00
142 L	----- --- --- -----			35,770.09CR
Q Equity				
142 Q	34100 000 800 00000 000		PO PAYABLE	0.00
142 Q	34100 --- --- -----			0.00
142 Q	34110 000 000 00000 000		PURCHASE ORDER PAYABLE	0.00
142 Q	34110 000 100 00000 000		PURCHASE ORDER PAYABLE	0.00
142 Q	34110 000 160 00000 000		PURCHASE ORDER PAYABLE	0.00
142 Q	34110 000 200 00000 000		PURCHASE ORDER PAYABLE	0.00
142 Q	34110 000 440 00000 000		PURCHASE ORDER PAYABLE	0.00
142 Q	34110 000 800 00000 000		PURCHASE ORDER PAYABLE	0.00
142 Q	34110 000 891 00000 000		PURCHASE ORDER PAYABLE	0.00
142 Q	34110 000 892 00000 000		PURCHASE ORDER PAYABLE	0.00
142 Q	34110 000 893 00000 000		PURCHASE ORDER PAYABLE	0.00
142 Q	34110 --- --- -----			0.00
142 Q	34111 000 000 00000 000			0.00
142 Q	34111 --- --- -----			0.00
142 Q	34120 000 000 00000 000			0.00
142 Q	34120 --- --- -----			0.00
142 Q	39000 000 000 00000 000			983,019.67CR
142 Q	39000 000 010 00000 000		REV EXP SUMMARY FLOW THROUGH	129,496.91
142 Q	39000 000 100 00000 000		REV EXP SUMMARY FLOW THROUGH	23,420.16
142 Q	39000 000 101 00000 000			0.00
142 Q	39000 000 160 00000 000		REV EXP SUMMARY FLOW THROUGH	660.00
142 Q	39000 000 171 00000 000			0.00
142 Q	39000 000 172 00000 000			0.00
142 Q	39000 000 200 00000 000		REV EXP SUMMARY FLOW THROUGH	2,028.39
142 Q	39000 000 440 00000 000		REV EXP SUMMARY FLOW THROUGH	6,318.90
142 Q	39000 000 700 00000 000			4,000.00
142 Q	39000 000 720 00000 000			0.00
142 Q	39000 000 800 00000 000		REV EXP SUMMARY FLOW THROUGH	11,342.50
142 Q	39000 000 801 00000 000		REV EXP SUMMARY FLOW THROUGH	0.00
142 Q	39000 000 802 00000 000			0.00
142 Q	39000 000 803 00000 000			0.00
142 Q	39000 000 891 00000 000		REV EXP SUMMARY FLOW THROUGH	0.00
142 Q	39000 000 892 00000 000		REV EXP SUMMARY FLOW THROUGH	0.00
142 Q	39000 000 893 00000 000		REV EXP SUMMARY FLOW THROUGH	0.00
142 Q	39000 000 894 00000 000		REV EXP SUMMARY FLOW THROUGH	0.00
142 Q	39000 000 895 00000 000		REV EXP SUMMARY FLOW THROUGH	0.00
142 Q	39000 000 896 00000 000		REV EXP SUMMARY FLOW THROUGH	0.00
142 Q	39000 000 897 00000 000			0.00
142 Q	39000 000 898 00000 000			0.00
142 Q	39000 000 899 00000 000			0.00
142 Q	39000 000 900 00000 000		REV EXP SUMMARY FLOW THROUGH	173,029.57
142 Q	39000 000 901 00000 000			9,412.85

						Account Level	Amount	
Fnd	T	Acct	Obj	Prj	Loc	Prg	Description	
Q							Equity	
142	Q	39000	000	910	00000	000	REV EXP SUMMARY FLOW THROUGH	2,464.42
142	Q	39000	000	930	00000	000		4,006.85
142	Q	39000	000	931	00000	000		0.00
142	Q	39000	000	932	00000	000		0.00
142	Q	39000	000	933	00000	000		0.00
142	Q	39000	000	934	00000	000		10,000.00
142	Q	39000	000	935	00000	000		0.00
142	Q	39000	000	936	00000	000		0.00
142	Q	39000	000	937	00000	000		52,473.96
142	Q	39000	000	940	00000	000		149,737.36
142	Q	39000	000	950	00000	000		392.00
142	Q	39000	000	951	00000	000		33,488.00
								<hr/>
142	Q	39000	---	---	-----	---		370,747.80CR
								<hr/>
142	Q	-----	---	---	-----	---		370,747.80CR
								=====
<hr/>								
Grand Asset Totals								406,517.89
Grand Liability Totals								35,770.09CR
Grand Equity Totals								370,747.80CR
Grand Totals								0.00

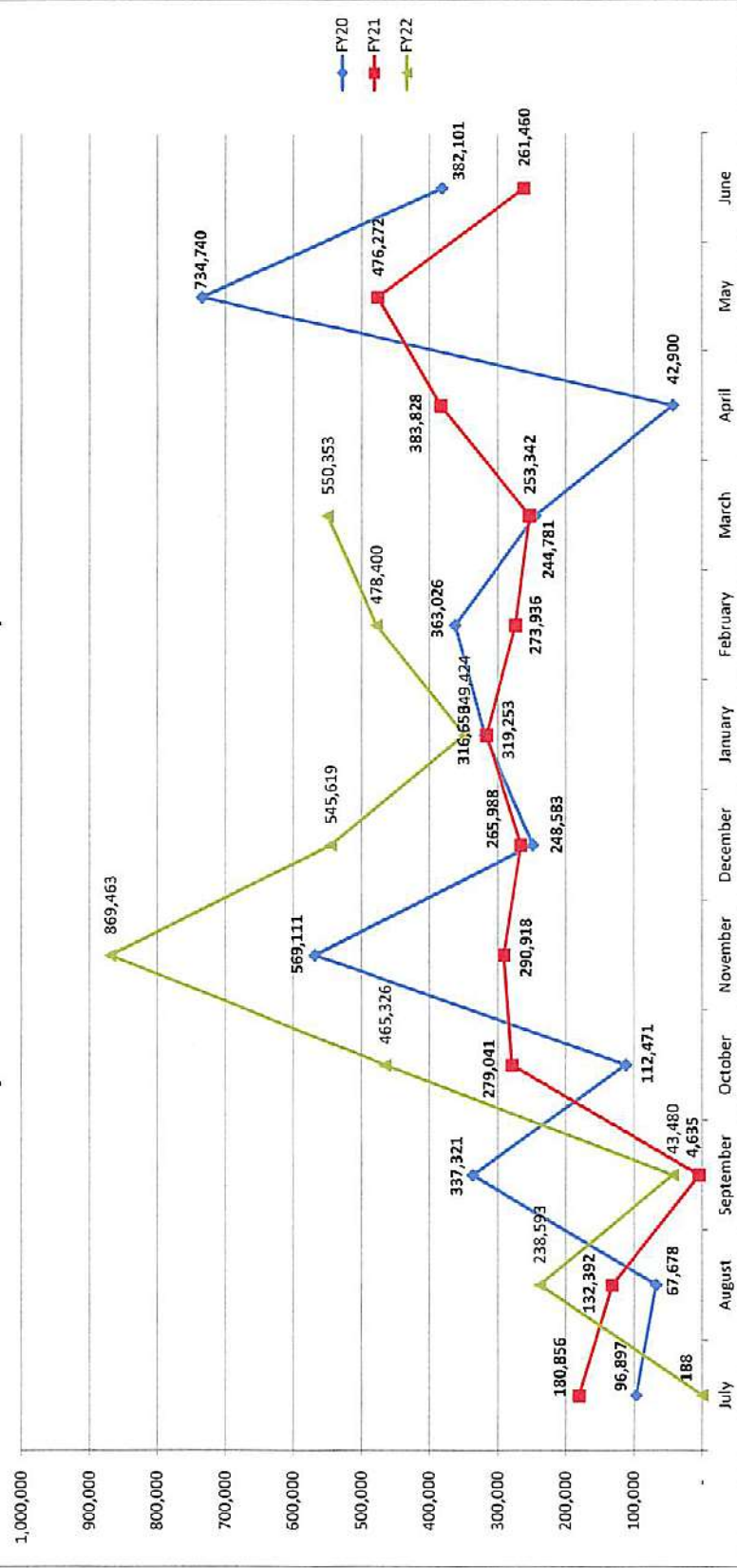
Number of Accounts: 513

***** End of report *****

Revenue Comparison

	July	August	September	October	November	December	January	February	March	April	May	June	Totals-March
FY18	56,161	57,986	137,772	480,851	299,619	107,422	382,928	115,313	403,556	218,966	324,776	174,522	2,041,609
FY19	53,086	78,498	314,242	89,217	361,225	246,588	382,380	317,529	322,633	315,330	283,344	178,802	2,165,398
FY20	96,897	67,678	337,321	112,471	569,111	248,583	319,253	363,026	244,781	42,900	734,740	382,101	2,359,121
FY21	180,856	132,392	4,635	279,041	290,918	265,988	316,656	273,936	253,342	383,828	476,272	261,460	1,997,763
FY22	188	238,593	43,480	465,326	869,463	545,619	349,424	478,400	550,353	383,828	476,272	261,460	3,540,845
Net Change PY	(180,668)	106,202	38,845	186,285	578,544	279,631	32,767	204,464	297,010				1,543,082

Dietary Fund Revenue FY20 to FY22 Comparison

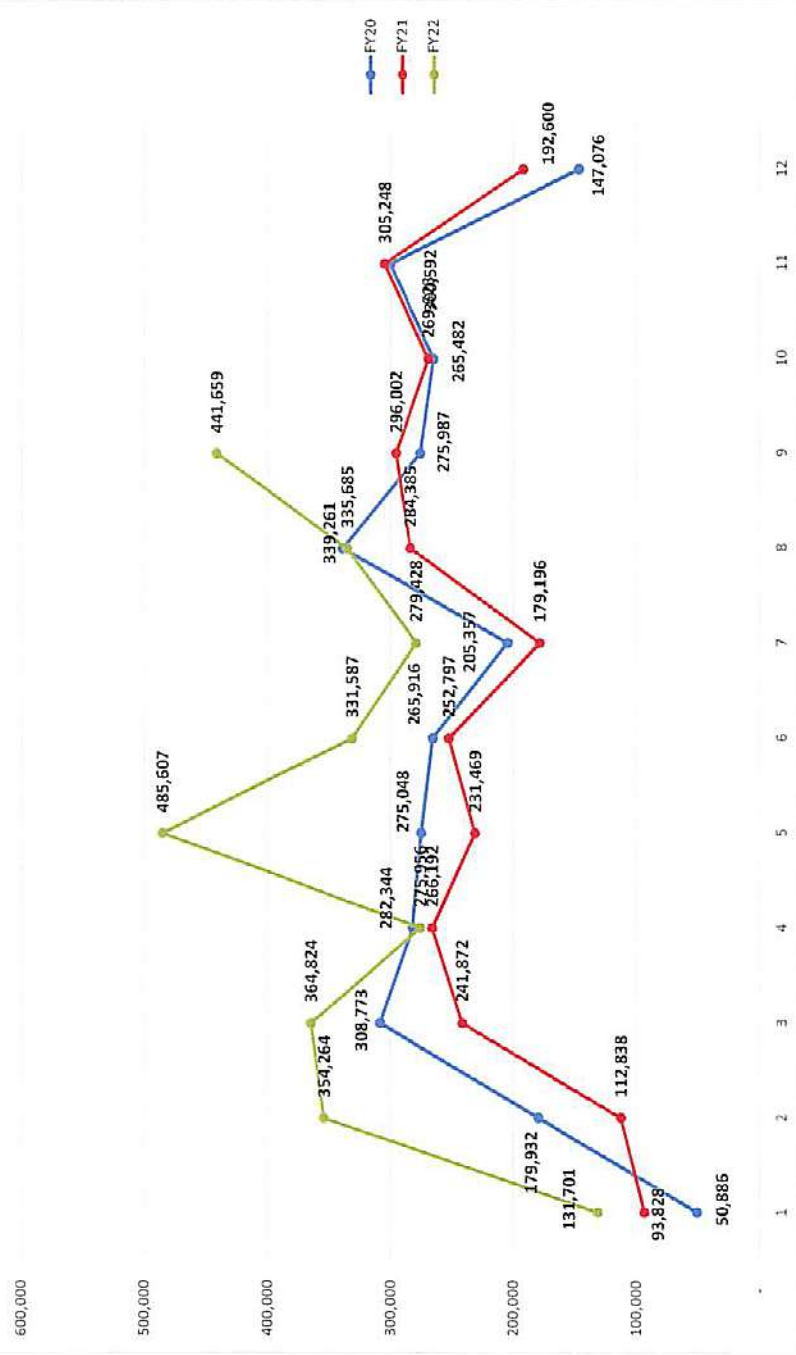


Expense Comparison

	July	August	September	October	November	December	January	February	March	April	May	June	Totals-March	FY Results March
FY18	58,908	128,454	120,178	485,391	240,457	153,569	271,760	214,841	266,415	189,071	353,340	49,292	1,673,558	\$ 368,051
FY19	53,389	170,362	307,178	203,695	263,528	249,324	193,106	265,537	270,113	196,203	208,780	103,698	1,706,119	\$ 459,279
FY20	50,886	179,932	308,773	282,344	275,048	265,916	205,357	339,261	275,987	265,482	300,592	147,076	1,907,517	\$ 451,603
FY21	93,828	112,838	241,872	266,192	231,469	252,797	179,196	284,385	296,002	269,623	305,248	192,600	1,662,577	\$ 335,187
FY22	131,701	354,264	364,824	275,956	485,607	331,587	279,428	335,685	441,659				3,000,712	\$ 540,134

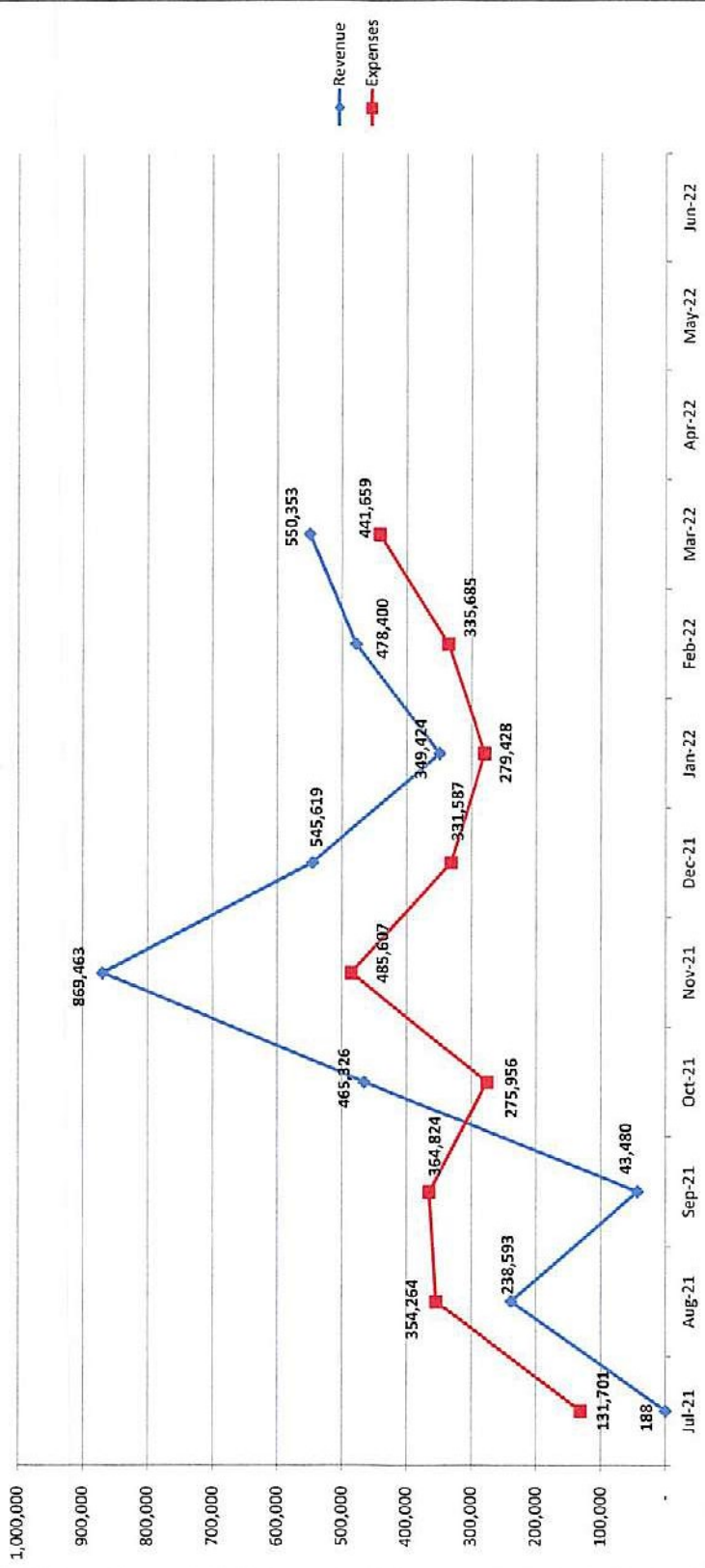
Net Change PY 37,873 241,426 122,951 9,765 254,138 78,790 100,232 51,300

Dietary Fund Expense Comparison FY20 to FY22



	Jul-21	AUG-21	Sep-21	Oct-21	Nov-21	Dec-21	Jan-22	Feb-22	Mar-22	Apr-22	May-22	Jun-22	Totals-March
Revenue	188	238,593	43,480	465,326	869,463	545,619	349,424	478,400	550,353	550,353			3,540,845
Expenses	131,701	354,264	364,824	275,956	485,607	331,587	279,428	335,685	441,659	441,659			3,000,712
Variance	(131,513)	(115,671)	(321,343)	189,370	383,855	214,032	69,996	142,715	108,693				540,134

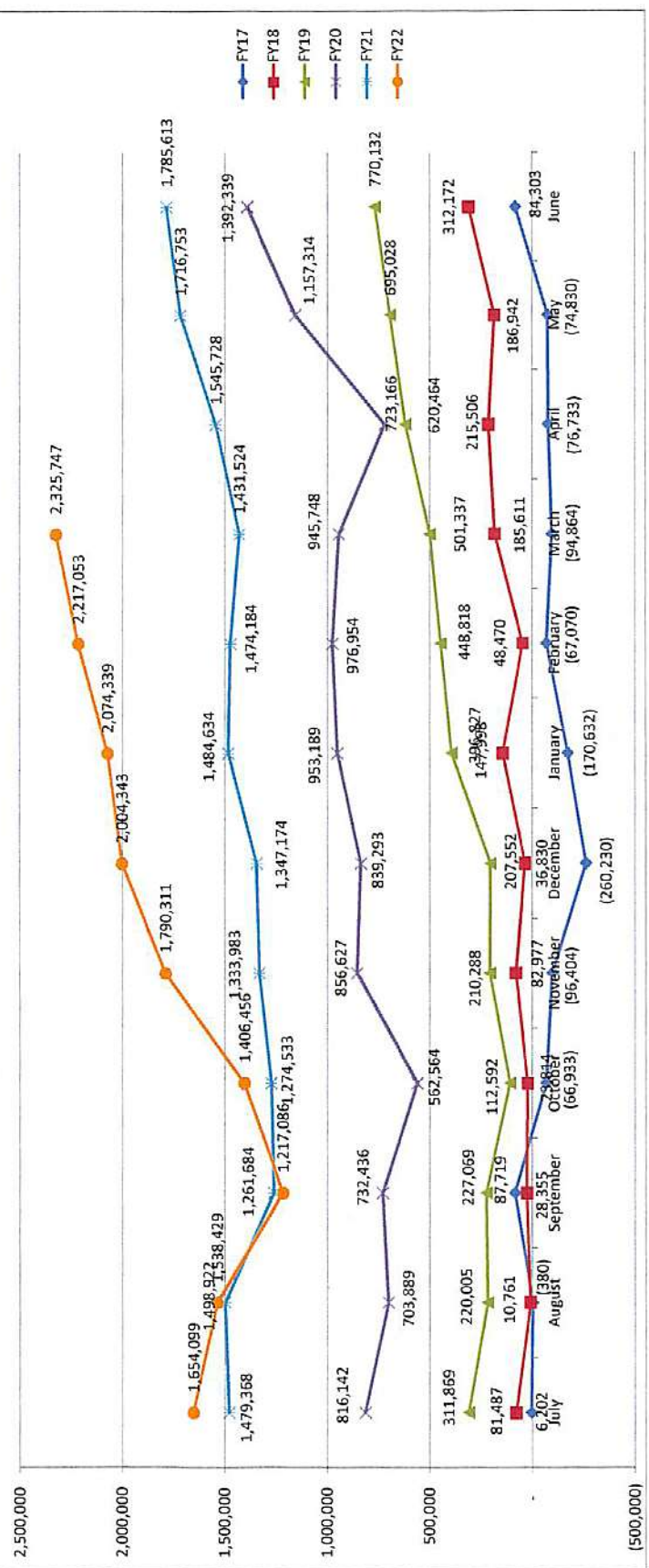
Dietary Fund Revenue & Expense Trend FY22



Dietary Fund Balance

	July	August	September	October	November	December	January	February	March	April	May	June
FY17	6,202	(380)	87,719	(66,933)	(96,404)	(260,230)	(170,632)	(67,070)	(94,864)	(76,733)	(74,830)	84,303
FY18	81,487	10,761	28,355	23,814	82,977	36,830	147,998	48,470	185,611	215,506	186,942	312,172
FY19	311,869	220,005	227,069	112,592	210,288	207,552	396,827	448,818	501,337	620,464	695,028	770,132
FY20	816,142	703,889	732,436	562,564	856,627	839,293	953,189	976,954	945,748	723,166	1,157,314	1,392,339
FY21	1,479,368	1,498,922	1,261,684	1,274,533	1,333,983	1,347,174	1,484,634	1,474,184	1,431,524	1,545,728	1,716,753	1,785,613
FY22	1,654,099	1,538,429	1,217,086	1,406,456	1,790,311	2,004,343	2,074,339	2,217,053	2,325,747	2,420,611	2,420,611	2,420,611
1-Year Results	174,731	39,507	(44,598)	131,923	456,328	657,170	589,705	742,870	894,223			
2-Year Results	837,957	834,540	484,650	843,892	933,584	1,165,050	1,121,150	1,240,100	1,379,999			
3-Year Results	1,342,230	1,318,424	990,017	1,293,864	1,580,023	1,796,791	1,677,512	1,768,236	1,824,409			
4-Year Results	1,572,612	1,527,668	1,188,731	1,382,642	1,707,334	1,967,514	1,926,341	2,168,583	2,140,136			
5-Year Results	1,647,897	1,538,809	1,129,367	1,473,388	1,886,715	2,264,573	2,444,971	2,284,124	2,420,611			

Dietary Fund Balance Tracking FY17 to FY22 (Trustee's Report)



Intent to Apply/Research								
looking for funding	To assist Operations Department in supporting more school bus radios							
looking for funding	Play ground equipment							
looking for funding	education/SEL opportunities that meet district needs							
looking for funding	Support Operations Department in applying for more grant funding to expand the electric bus fleet							
Apply	CTE Perkins Res	Secondary and Career Pathways	Working with CTE Director	submitted				
Vulcan Equipment Grant	Assist Director of Food Service in applying for ovens and steamers for 3 schools.			submitted				
McKinney_Vento	Working with Attendance Director in researching grant							
Grants Awarded								
Grants Managed								
East TN Clean Fuels Propane Bus Rebate Grant	Washington County Government awarded \$76,000	Managing reports of two previous rewards for propane buses. Manage current requirements for new grant reward.	WORKING ON GRANT MANAGEMENT					
BEST FOR ALL GRANT	\$250,000 awarded due to participating in TN ALL Corps and spending 50% ESSER 3.0 award amount (across budgets for ESSER 1.0, 2.0, 3.0) on activities directly related to improving student academic achievement.			Work with design team in the development of CTE Connections Lab at the middle school level.	Do purchases and communication on grant items under a strategic rollout plan, plus documentation support.			
Battelle/TVA STEM Classroom Grants, DBHS, DCHS, SCES	STEM Classroom Projects total= \$9500	Congratulate JES on their win also for \$5000.	Do all purchases and communication about items.	FOLLOW THROUGH ON THEIR GRANT MANAGEMENT				
ARP 2.0 Homeless Grant	3 year term	\$108,626.44	In collaboration with Director of Attendance and Chief Students Supports Officer.	Providing purchasing and documentation support.	HELP WITH REPORTING			

ELC Epidemiology & Laboratory Capacity Grant	Epidemiology - the branch of medicine which deals with the incidence, distribution, and possible control of diseases and other factors relating to health.			\$1,421,745.48	In collaboration with Director of Coordinated School Health...new information from state department about the extension of the management on grant.	Assist with purchases	HELP WITH REPORTING
Middle School CTE Career Exploration Grant and STEM Start- Up & Exploration Grant	\$18,503.06	in collaboration with Director of CTE including Sulphur Springs 8th grade Science Teacher and DBHS Electrical			Expanding CTE/STEM project to West View middle school teacher with identical grant funded items for project.	Assist with purchases	
LEAPS	Documents, Financial, Timesheets, Preparing Budget for routine approval	\$50,000 plus roll over of \$20,476.40	EPlan financial desktop and on-campus program monitoring (TDOE).		Had in house monitoring April 27, 2022		
Science materials	Continue support for middle science materials and resources. During Spring Semester will perform inventory.						
QUEST	FINISHED						
Working on TSIN STEM Designation application process with 2 elementary schools that will serve as the pilot	Sulphur Springs	West View					
ESSER Planning Grant (2 years)	Education Elements partnership pertaining to DATA Monitoring		Participate with Ed Elements and keep up with contract/funding.				
Civics grant	Providing districtwide PD, educational experiences pertaining to civic standards and purchases.		Start final report of grant.				
TN ALL Corps	ePlan						

PURCHASING DEPARTMENT
WASHINGTON COUNTY BOARD OF EDUCATION

Purchase Order **No 5635**

Date Issued **4/8/2022**

Appropriation No. **72250499**

Dept. **Technology**

School **Gray**

PURCHASE ORDER

TO **Gov. Connection**

Deliver to **WCDE - Steve Bishop**

Address

Via

Articles on this order must be charged to account of

NOTICE TO VENDOR

1. Purchase order **MUST** bear two signatures in order to be valid.
2. Purchase order number **MUST** appear on all invoices submitted for payment.
3. Mail **TWO** copies of your invoice promptly to:

Washington County Board of Education
405 West College Street
Jonesborough, TN 37659
Telephone (423) 753-1105

ARTICLES OR SERVICES (Unless otherwise stated all prices F.O.B. Destination)	CODE	QUANTITY & UNIT	UNIT PRICE	TOTAL
Chromebook CB514-2HTKONM Cortex A76 2.60 GHz 8GB 128GB (Inysice Gray) # 41371320 Acad. Google Chrome OS manag. License # 41216547		24	\$1463.71	\$11,129.04
		24	\$132.37	\$776.88
GRAND TOTAL - INCLUDING ALL ATTACHED PAGES				\$11,905.92

SUBJECT TO THE FOLLOWING CONDITIONS

1. All packages, cartons or other containers must be plainly marked with the purchase order number.
2. The right is reserved to purchase in the open market and to charge the difference to the Vendor in the event that deliveries are not made at the time specified in the bid and on this order.
3. Whenever a delivery is rejected, the Vendor shall be notified and be given the reason for the rejection. All rejected deliveries shall be held at the Vendor's risk and he shall bear the expense of removal.
4. Acceptance of this order includes acceptance of all terms, prices, delivery, instructions, specifications and conditions stated.
5. The county is not liable for Federal excise tax or state sales tax.
6. Each shipment and/or each purchase order should be covered by separate invoice.

IMPORTANT: INVOICES AND PACKAGES MUST BEAR PURCHASE ORDER NUMBER

VENDOR'S COPY

There is an otherwise unincumbered balance to the credit of the proper appropriation, allotment or fund to meet the expenditure covered by this purchase.

Authorized Signature

APPROVED:

Purchasing Agent





SALES QUOTE

25335777.01

PLEASE REFER TO THE ABOVE QUOTE # WHEN ORDERING

GovConnection, Inc.
732 Milford Road
Merrimack, NH 03054

Account Executive: Jamie Stoltze
Phone: (800) 800-0019 ext. 75520
Fax: 603-683-0882
Email: jamie.stoltze@connection.com

Date: 4/8/2022
Valid Through: 5/8/2022
Account #: 1855661

Account Manager:
Phone:
Fax:
Email:

Customer Contact: Jeana Money
Email: moneyj@wcde.org

Phone: (423) 753-1100
Fax:

QUOTE PROVIDED TO: AB#: 1855661 WASHINGTON COUNTY BOARD OF EDUCATION ACCOUNTS PAYABLE 405 WEST COLLEGE STREET JONESBOROUGH, TN 37659 (423) 753-1105	SHIP TO: AB#: 12352735 WASHINGTON COUNTY SCHOOLS 306 1/2 FORREST DR TECHNOLOGY DEPARTMENT JONESBOROUGH, TN 37659 (423) 753-1100
---	---

DELIVERY	FOB	SHIP VIA	SHIP WEIGHT	TERMS	CONTRACT ID#
5-30 Days A/R/O	Destination	UPS Ground Commercial	115.00 lbs	Net 30	R210402

Important Notice: — THIS QUOTATION IS SUBJECT TO THE FOLLOWING Terms of Sale: All purchases from GovConnection, Inc. are subject to the Terms and Conditions of our OMNIA Partners/Region 4 ESC Contract # R210402. Any Order accepted by GovConnection for the Items included in this Quotation is expressly limited to those Terms and Conditions; any other terms and conditions referenced or appearing in your Purchase Order are considered null and void. No other terms and conditions shall apply without the written consent of GovConnection, Inc. Please refer to our Quote Number in your order.

* Line #	Qty	Item #	Mfg. Part #	Description	Mfg.	Price	Ext
1	24	<u>41371320</u>	NX.AS2AA.004	Chromebook CB514-2HT-KONM Cortex A76 2.60 GHz / 8GB / 128GB eMMC / ax / BT / WC / 14" FHD / Chrome OS Acer	Acer	\$ 463.71	\$ 11,129.04
2	24	41216547	CROSSWDISEDUNEW	Acad. Google Chrome OS Management Console License Google	Google	\$ 32.37	\$ 776.88
						Subtotal	\$ 11,905.92
						Fee	\$ 0.00
						Shipping and Handling	\$ 0.00
						Tax	Exempt!
						Total	\$ 11,905.92

Connection™

PUBLIC SECTOR SOLUTIONS

we solve IT™

ORDERING INFORMATION

GovConnection, Inc. DBA Connection
OMNIA Partners/Region 4 ESC Contract #R210402
Contract Expiration: 31 May 2024

Please contact your account manager with any questions.

Ordering Address
GovConnection, Inc.
732 Milford Road
Merrimack, NH 03054

Remittance Address
GovConnection, Inc.
Box 536477
Pittsburgh, PA 15253-5906

Please reference the Contract # on all purchase orders.

TERMS & CONDITIONS

Payment Terms:	NET 30 (subject to approved credit)
FOB Point:	DESTINATION (within Continental US)
Maximum Order Limitation:	NONE
FEIN:	52-1837891
DUNS Number:	80-967-8782
CEC:	80-068888K
Cage Code:	OGTJ3
Business Size:	LARGE

WARRANTY: Manufacturer's Standard Commercial Warranty

NOTE: It is the end user's responsibility to review, understand and agree to the terms of any End User License Agreement (EULA).

Important Notice: --- THIS QUOTATION IS SUBJECT TO THE FOLLOWING Terms of Sale: All purchases from GovConnection, Inc. are subject to the Terms and Conditions of our OMNIA Partners/Region 4 ESC Contract #R210402. Any Order accepted by GovConnection for the Items Included in this Quotation is expressly limited to those Terms and Conditions; any other terms and conditions referenced or appearing in your Purchase Order are considered null and void. No other terms and conditions shall apply without the written consent of GovConnection, Inc. Please refer to our Quote Number in your order.

If you require a hard copy invoice for your credit card order, please visit the link below and click on the Proof of Purchase/Invoice link on the left side of the page to print one:
<https://www.govconnection.com/web/Shopping/ProofOfPurchase.htm>

Please forward your Contract or Purchase Order to:

SLEDOPS@connection.com

QUESTIONS: Call 800-800-0019

FAX: 603.683.0374

**PURCHASING DEPARTMENT
WASHINGTON COUNTY BOARD OF EDUCATION**

Purchase Order **Nº 5456**

Date Issued **4/6/2022**

Appropriation No. **71300 730**

Dept. **CTE**

School **DBHS**

PURCHASE ORDER

TO **Trane**

NOTICE TO VENDOR

1. Purchase order **MUST** bear two signatures in order to be valid.
2. Purchase order number **MUST** appear on all invoices submitted for payment.
3. Mail **TWO** copies of your invoice promptly to:

Washington County Board of Education
405 West College Street
Jonesborough, TN 37659
Telephone (423) 753-1105

Deliver to **Daniel Boone**
Address **1440 Suncrest Dr**
Via **Gray, TN 37615**
Attn: **Eric Sharpe**

Articles on this order must be charged to account of

ARTICLES OR SERVICES	CODE	QUANTITY & UNIT	UNIT PRICE	TOTAL
(Unless otherwise stated all prices F.O.B. Destination)				
Trane HVAC Residential training System for NC3 certification program				\$10,101.00
Installation				\$26,500.00
* Sole Source provider				36,601.00
GRAND TOTAL - INCLUDING ALL ATTACHED PAGES				36,601.00 46,701.00

SUBJECT TO THE FOLLOWING CONDITIONS

1. All packages, cartons or other containers must be plainly marked with the purchase order number.
2. The right is reserved to purchase in the open market and to charge the difference to the Vendor in the event that deliveries are not made at the time specified in the bid and on this order.
3. Whenever a delivery is rejected, the Vendor shall be notified and be given the reason for the rejection. All rejected deliveries shall be held at the Vendor's risk and he shall bear the expense of removal.
4. Acceptance of this order includes acceptance of all terms, prices, delivery, instructions, specifications and conditions stated.
5. The county is not liable for Federal excise tax or state sales tax.
6. Each shipment and/or each purchase order should be covered by separate invoice.

IMPORTANT: INVOICES AND PACKAGES MUST BEAR PURCHASE ORDER NUMBER

VENDOR'S COPY

There is an otherwise unincumbered balance to the credit of the proper appropriation, allotment or fund to meet the expenditure covered by this purchase.

Authorized Signature

APPROVED:

Purchasing Agent



Proposal

(Valid for 30 days from Proposal date)

PROPRIETARY AND CONFIDENTIAL PROPERTY OF Trane U.S. Inc.
 DISTRIBUTION TO OTHER THAN THE NAMED RECIPIENT IS PROHIBITED

© 2021 Trane Technologies All rights reserved

Prepared For:
 Washington County Schools

Date: April 6, 2022

Proposal Number: J3-30323-1

Job Name:
 Washington Co NC3 2021

Delivery Terms:
 Freight Allowed and Prepaid - F.O.B. Factory

Payment Terms:
 Net 30 Days

Trane U.S. Inc. is pleased to provide the following proposal for your review and approval.

Tag Data - Split System Air Conditioning Units (Small) (Qty: 4)

Item	Tag(s)	Qty	Description	Model Number
A1	System A	1	1.5 - 5 Ton Unitary Split Systems	-----4TWR4036G1-TEM4A0B36S31S-----0000---- -000000000000000000--00-0--0
A2	System B	1	1.5 - 5 Ton Unitary Split Systems	-----4TWR4036G1-0000000000-00-----0000----S 9X2B040U3PSB4TXCB004DS3HC
A3	System C	1	1.5 - 5 Ton Unitary Split Systems	-----4TWR4036G1-TEM6A0C36H31S-----0000---- -000000000000000000--00-0--0
A4	System D	1	1.5 - 5 Ton Unitary Split Systems	-----4TWR7036B1-0000000000-00-----0000----S 9V2B060U3PSB4TXCB004DS3HC

Product Data - Split System Air Conditioning Units (Small)

Item: A1 Qty: 1 Tag(s): System A
 4TWR4 Heat Pump Outdoor Unit
 3 Ton - Nominal Cooling Capacity
 200 - 230 Volt 1 Phase 60 Hertz
 Low cost
 Multi-poise 4-way
 Better, Retail replacement Mid EFF
 Footprint - B
 3 Ton air handler
 Low EFF
 3.0 ton to 3.5 ton airflow
 208-230/1/60
 Standard Coil

Item: A2 Qty: 1 Tag(s): System B
 4TWR4 Heat Pump Outdoor Unit
 3 Ton - Nominal Cooling Capacity
 200 - 230 Volt 1 Phase 60 Hertz
 90%+ Eff, 2 Stg, Multi-speed, 17.5" Wide
 40,000 Heating input BTUH
 3-Way (upflow, Horiz Right, Horiz Left)

3 Ton Capacity
Permanent split capacitor Two Speed
Standard 24 Volt
Cased upflow/dnflow/horiz left
17.5"/16.3"cabinet
Braze
36,000 Nominal cooling capacity
Hi efficiency
TXV-Non bleed
Heat pump
Conv-upflow/dnflw,left airflow coil

Item: A3 Qty: 1 Tag(s): System C

4TWR4 Heat Pump Outdoor Unit
3 Ton - Nominal Cooling Capacity
200 - 230 Volt 1 Phase 60 Hertz
Low cost
Multi-poise 4-way
High Efficiency Variable Speed
Footprint - C
3 Ton air handler
High EFF Multi-speed
3.0 ton to 3.5 ton airflow
208-230/1/60
Standard Coil

Item: A4 Qty: 1 Tag(s): System D

4TWR7 Heat Pump Outdoor Unit
3 Ton - Nominal Cooling Capacity
200 - 230 Volt 1 Phase 60 Hertz
90%+ Eff, 2 Stg, Var. speed, 17.5" Wide
60,000 Heating input BTUH
3-Way (upflow, Horiz Right, Horiz Left)
3 Ton Capacity
Permanent split capacitor Two Speed
Standard 24 Volt
Cased upflow/dnflow/horiz left
17.5"/16.3"cabinet
Braze
36,000 Nominal cooling capacity
Hi efficiency
TXV-Non bleed
Heat pump
Conv-upflow/dnflw,left airflow coil

Not Included: installation, disconnects, power or control wiring, automatic temperature controls, external vibration isolation, refrigerant piping or specialties, spare filters or belts, start-up, owner training.

Total Net Price (Excluding Sales Tax)\$ 10,101.00

Tax Status: Taxable <input type="checkbox"/> Exempt <input type="checkbox"/>	IF EXEMPT PLEASE SUBMIT COMPLETED TAX EXEMPTION CERTIFICATE WITH YOUR SIGNED PROPOSAL OR WITH YOUR PURCHASING DOCUMENTS. KEEP YOUR ORIGINAL ON FILE IN THE OFFICE. YOU WILL BE CHARGED TAX IF A VALID EXEMPTION CERTIFICATE IS NOT ON FILE BEFORE EQUIPMENT, PARTS OR SERVICES ARE PROVIDED. SEE WWW.TAXSITES.COM/STATE-LINKS.HTML FOR TAX FORMS.
---	--

COVID-19 NATIONAL EMERGENCY CLAUSE

The parties agree that they are entering into this Agreement while the nation is in the midst of a national emergency due to the Covid-19 pandemic ("Covid-19 Pandemic"). With the continued existence of Covid-19 Pandemic and the evolving guidelines and executive orders, it is difficult to determine the impact of the Covid-19 Pandemic on Trane's performance under this Agreement. Consequently, the parties agree as follows:

1. Each party shall use commercially reasonable efforts to perform its obligations under the Agreement and to meet the schedule and completion dates, subject to provisions below;
2. Each party will abide by any federal, state (US), provincial (Canada) or local orders, directives, or advisories regarding the Covid-19 Pandemic with respect to its performance of its obligations under this Agreement and each shall have the sole discretion in determining the appropriate and responsible actions such party shall undertake to so abide or to safeguard its employees, subcontractors, agents and suppliers;
3. Each party shall use commercially reasonable efforts to keep the other party informed of pertinent updates or developments regarding its obligations as the Covid-19 Pandemic situation evolves; and
4. If Trane's performance is delayed or suspended as a result of the Covid-19 Pandemic, Trane shall be entitled to an equitable adjustment to the project schedule and/or the contract price.

This proposal is subject to your acceptance of the attached Trane terms and conditions (Equipment).

<p>CUSTOMER ACCEPTANCE</p> <p>_____</p> <p>Authorized Representative</p> <p>_____</p> <p>Printed Name</p> <p>_____</p> <p>Title</p> <p>Purchase Order _____</p> <p>Acceptance Date _____</p>	<p>TRANE ACCEPTANCE</p> <p>Trane U.S. Inc.</p> <p>_____</p> <p>Submitted By: Amelia Goodyear</p> <p>Cell: (717) 497-8137</p> <p>Office: (423) 224-1159</p> <p>_____</p> <p>Authorized Representative</p> <p>_____</p> <p>Title</p> <p>_____</p> <p>Signature Date</p>
--	--

TERMS AND CONDITIONS - COMMERCIAL EQUIPMENT

"Company" shall mean Trane U.S. Inc..

1. **Acceptance.** These terms and conditions are an integral part of Company's offer and form the basis of any agreement (the "Agreement") resulting from Company's proposal (the "Proposal") for the sale of the described commercial equipment and any ancillary services (the "Equipment"). **COMPANY'S TERMS AND CONDITIONS ARE SUBJECT TO PERIODIC CHANGE OR AMENDMENT.** The Proposal is subject to acceptance in writing by the party to whom this offer is made or an authorized agent ("Customer") delivered to Company within 30 days from the date of the Proposal. If Customer accepts the Proposal by placing an order, without the addition of any other terms and conditions of sale or any other modification, Customer's order shall be deemed acceptance of the Proposal subject to Company's terms and conditions. If Customer's order is expressly conditioned upon Company's acceptance or assent to terms and/or conditions other than those expressed herein, return of such order by Company with Company's terms and conditions attached or referenced serves as Company's notice of objection to Customer's terms and as Company's counter-offer to provide Equipment in accordance with the Proposal and the Company's terms and conditions. If Customer does not reject or object in writing to Company within 10 days, Company's counter-offer will be deemed accepted. Customer's acceptance of the Equipment will in any event constitute an acceptance by Customer of Company's terms and conditions. This Agreement is subject to credit approval by Company. Upon disapproval of credit, Company may delay or suspend performance or, at its option, renegotiate prices and/or terms and conditions with Customer. If Company and Customer are unable to agree on such revisions, this Agreement shall be cancelled without any liability.
2. **Connected Services.** In addition to these terms and conditions, the Connected Services Terms of Service ("Connected Services Terms"), available at <https://www.trane.com/TraneConnectedServicesTerms>, as updated from time to time, are incorporated herein by reference and shall apply to the extent that Company provides Customer with Connected Services, as defined in the Connected Services Terms.
3. **Title and Risk of Loss.** All Equipment sales with destinations to Canada or the U.S. shall be made as follows: FOB Company's U.S. manufacturing facility or warehouse (full freight allowed). Title and risk of loss or damage to Equipment will pass to Customer upon tender of delivery of such to carrier at Company's U.S. manufacturing facility or warehouse.
4. **Pricing and Taxes.** Following acceptance without addition of any other terms and condition of sale or any other modification by Customer, the prices stated are firm provided that notification of release for immediate production and shipment is received at Company's factory not later than 3 months from order acceptance. If such release is received later than 3 months from order acceptance date, prices will be increased a straight 1% (not compounded) for each 1 month period (or part thereof) beyond the 3 month firm price period up to the date of receipt of such release. If such release is not received within 6 months after the date of order acceptance, the prices are subject to renegotiation or at Company's option, the order will be cancelled. Any delay in shipment caused by Customer's actions will subject prices to increase equal to the percentage increase in list prices during that period of delay and Company may charge Customer with incurred storage fees. In no event will prices be decreased. The price of Equipment does not include any present or future foreign, federal, state, or local property, license, privilege, sales, use, excise, value added, gross receipts or other like taxes or assessments. Such amounts will be itemized separately to Customer, who will make prompt payment to Company. Company will accept valid exemption documentation for such from Customer, if applicable. All prices include packaging in accordance with Company's standard procedures. Charges for special packaging, crating or packing are the responsibility of Customer.
5. **Delivery and Delays.** Delivery dates are approximate and not guaranteed. Company will use commercially reasonable efforts to deliver the Equipment on or before the estimated delivery date will notify Customer if the estimated delivery dates cannot be honored, and will deliver the Equipment and services as soon as practicable thereafter. In no event will Company be liable for any damages or expenses caused by delays in delivery.
6. **Performance.** Company shall be obligated to furnish only the Equipment described in the Proposal and in submittal data (if such data is issued in connection with the order). Company may rely on the acceptance of the Proposal, and in submittal data as acceptance of the suitability of the Equipment for the particular project or location. Unless specifically stated in the Proposal, compliance with any local building codes or other laws or regulations relating to specifications or the location, use or operation of the Equipment is the sole responsibility of Customer. If Equipment is tendered that does not fully comply with the provisions of this Agreement, and Equipment is rejected by Customer, Company will have the right to cure within a reasonable time after notice thereof by substituting a conforming tender whether or not the time for performance has passed.
7. **Force Majeure.** Company's duty to perform under this Agreement and the Equipment prices are contingent upon the non-occurrence of an Event of Force Majeure. If the Company shall be unable to carry out any material obligation under this Agreement due to an Event of Force Majeure, this Agreement shall at Company's election (i) remain in effect but Company's obligations shall be suspended until the uncontrollable event terminates or (ii) be terminated upon 10 days notice to Customer, in which event Customer shall pay Company for all parts of the Work furnished to the date of termination. An "Event of Force Majeure" shall mean any cause or event beyond the control of Company. Without limiting the foregoing, "Event of Force Majeure" includes: acts of God; acts of terrorism, war or the public enemy; flood; earthquake; tornado; storm; fire; civil disobedience; pandemic insurrections; riots; labor/labour disputes; labor/labour or material shortages; sabotage; restraint by court order or public authority (whether valid or invalid); and action or non-action by or inability to obtain or keep in force the necessary governmental authorizations, permits, licenses, certificates or approvals if not caused by Company; and the requirements of any applicable government in any manner that diverts either the material or the finished product to the direct or indirect benefit of the government.
8. **Limited Warranty.** Company warrants the Equipment manufactured by Company for a period of the lesser of 12 months from initial start-up or 18 months from date of shipment, whichever is less, against failure due to defects in material and manufacture and that it has the capacities and ratings set forth in Company's catalogs and bulletins ("Warranty"). **Equipment manufactured by Company that includes required start-up and sold in North America will not be warranted by Company unless Company performs the Equipment startup.** Exclusions from this Warranty include damage or failure arising from: wear and tear; corrosion, erosion, deterioration; modifications made by others to the Equipment; repairs or alterations by a party other than Company that adversely affects the stability or reliability of the Equipment; vandalism; neglect; accident; adverse weather or environmental conditions; abuse or improper use; improper installation; commissioning by a party other than Company; unusual physical or electrical or mechanical stress; operation with any accessory, equipment or part not specifically approved by Company; refrigerant not supplied by Company; and/or lack of proper maintenance as recommended by Company. Company shall not be obligated to pay for the cost of lost refrigerant or lost product. Company's obligations and liabilities under this Warranty are limited to furnishing replacement equipment or parts, at its option, FCA (Incoterms 2000) factory or warehouse (f.o.b. factory or warehouse for US domestic purposes) at Company-designated shipping point, freight-allowed to Company's warranty agent's stock location, for all non-conforming Company-manufactured Equipment (which have been returned by Customer to Company. Returns must have prior written approval by Company and are subject to restocking charge where applicable. Equipment, material and/or parts that are not manufactured by Company are not warranted by Company and have such warranties as may be extended by the respective manufacturer. **COMPANY MAKES NO REPRESENTATION OR WARRANTY, OF ANY KIND, INCLUDING WARRANTY OF MERCHANTABILITY OR FITNESS FOR PARTICULAR PURPOSE, IS MADE REGARDING PREVENTING, ELIMINATING, REDUCING OR INHIBITING ANY MOLD, FUNGUS, BACTERIA, VIRUS, MICROBIAL GROWTH, OR ANY OTHER CONTAMINANTS (INCLUDING COVID-19 OR ANY SIMILAR VIRUS) (COLLECTIVELY, "CONTAMINANTS"), WHETHER INVOLVING OR IN CONNECTION WITH EQUIPMENT, ANY COMPONENT THEREOF, SERVICES OR OTHERWISE. IN NO EVENT SHALL TRANE HAVE ANY LIABILITY FOR THE PREVENTION, ELIMINATION, REDUCTION OR INHIBITION OF THE GROWTH OR SPREAD OF SUCH CONTAMINANTS INVOLVING OR IN CONNECTION WITH ANY EQUIPMENT, ANY COMPONENT THEREOF, SERVICES OR OTHERWISE AND CUSTOMER HEREBY SPECIFICALLY ACKNOWLEDGES AND AGREES THERETO.** No warranty liability whatsoever shall attach to Company until Customer's complete order has been paid for in full and Company's liability under this Warranty shall be limited to the purchase price of the Equipment shown to be defective. Additional warranty protection is available on an extra-cost basis and must be in writing and agreed to by an authorized signatory of the Company. **EXCEPT FOR COMPANY'S WARRANTY EXPRESSLY SET FORTH HEREIN, COMPANY DOES NOT MAKE, AND HEREBY EXPRESSLY DISCLAIMS, ANY WARRANTIES, EXPRESS OR IMPLIED CONCERNING ITS PRODUCTS, EQUIPMENT OR SERVICES, INCLUDING, WITHOUT LIMITATION, ANY WARRANTY OF**

DESIGN, MERCHANTABILITY OR OF FITNESS FOR A PARTICULAR PURPOSE, OR OTHERS THAT ARE ALLEGED TO ARISE FROM COURSE OF DEALING OR TRADE.

9. Indemnity. To the fullest extent permitted by law, Company and Customer shall indemnify, defend and hold harmless each other from any and all claims, actions, costs, expenses, damages and liabilities, including reasonable attorneys' fees, resulting from death or bodily injury or damage to real or personal property, to the extent caused by the negligence or misconduct of their respective employees or other authorized agents in connection with their activities within the scope of this Agreement. Neither party shall indemnify the other against claims, damages, expenses or liabilities to the extent attributable to the acts or omissions of the other party. If the parties are both at fault, the obligation to indemnify shall be proportional to their relative fault. The duty to indemnify will continue in full force and effect, notwithstanding the expiration or early termination hereof, with respect to any claims based on facts or conditions that occurred prior to expiration or termination.

10. Insurance. Upon request, Company will furnish evidence of its standard insurance coverage. If Customer has requested to be named as an additional insured under Company's insurance policy, Company will do so but only subject to Company's manuscript additional insured endorsement under its primary Commercial General Liability policies. In no event does Company waive any rights of subrogation.

11. Customer Breach. Each of the following events or conditions shall constitute a breach by Customer and shall give Company the right, without an election of remedies, to terminate this Agreement, require payment prior to shipping, or suspend performance by delivery of written notice: (1) Any failure by Customer to pay amounts when due; or (2) any general assignment by Customer for the benefit of its creditors, or if Customer becomes bankrupt or insolvent or takes the benefit of any statute for bankrupt or insolvent debtors, or makes or proposes to make any proposal or arrangement with creditors, or if any steps are taken for the winding up or other termination of Customer or the liquidation of its assets, or if a trustee, receiver, or similar person is appointed over any of the assets or interests of Customer; (3) Any representation or warranty furnished by Customer in connection with this Agreement is false or misleading in any material respect when made; or (4) Any failure by Customer to perform or comply with any material provision of this Agreement. Customer shall be liable to the Company for all Equipment furnished and all damages sustained by Company (including lost profit and overhead).

12. Limitation of Liability. NOTWITHSTANDING ANYTHING TO THE CONTRARY, IN NO EVENT SHALL COMPANY BE LIABLE FOR ANY SPECIAL, INCIDENTAL, INDIRECT CONSEQUENTIAL, OR PUNITIVE OR EXEMPLARY DAMAGES (INCLUDING WITHOUT LIMITATION REFRIGERANT LOSS, BUSINESS INTERRUPTION, LOST DATA, LOST REVENUE, LOST PROFITS) EVEN IF A PARTY HAS BEEN ADVISED OF SUCH POSSIBLE DAMAGES OR IF SAME WERE REASONABLY FORESEEABLE AND REGARDLESS OF WHETHER THE CAUSE OF ACTION IS FRAMED IN CONTRACT, NEGLIGENCE, ANY OTHER TORT, WARRANTY, STRICT LIABILITY, OR PRODUCT LIABILITY). In no event will Company's liability in connection with the provision of products or services or otherwise under this Agreement exceed the entire amount paid to Company by Customer under this Agreement.

13. COVID-19 LIMITATION ON LIABILITY

The transmission of COVID-19 may occur in a variety of ways and circumstances, many of the aspects of which are currently not known. HVAC systems, products, services and other offerings have not been tested for their effectiveness in reducing the spread of COVID-19, including through the air in closed environments. **IN NO EVENT WILL TRANE BE LIABLE UNDER THIS AGREEMENT OR OTHERWISE FOR ANY ACTION OR CLAIM, WHETHER BASED ON WARRANTY, CONTRACT, TORT OR OTHERWISE, FOR ANY BODILY INJURY (INCLUDING DEATH) OR ANY OTHER LIABILITIES, DAMAGES OR COSTS RELATED TO COVID-19 (INCLUDING THE SPREAD, TRANSMISSION OR CONTAMINATION THEREOF) (COLLECTIVELY, "COVID-19 LIABILITIES") AND CUSTOMER HEREBY EXPRESSLY RELEASES TRANE FROM ANY SUCH COVID-19 LIABILITIES.**

14. Nuclear Liability. In the event that the Equipment sold hereunder is to be used in a nuclear facility, Customer will, prior to such use, arrange for insurance or governmental indemnity protecting Company against all liability and hereby releases and agrees to indemnify Company and its suppliers for any nuclear damage, including loss of use, in any manner arising out of a nuclear incident, whether alleged to be due, in whole or in part to the negligence or otherwise of Company or its suppliers.

15. Intellectual Property; Patent Indemnity. Company retains all ownership, license and other rights to all patents, trademarks, copyrights, trade secrets and other intellectual property rights related to the Equipment, and, except for the right to use the Equipment sold, Customer obtains no rights to use any such intellectual property. Company agrees to defend any suit or proceeding brought against Customer so far as such suit or proceeding is solely based upon a claim that the use of the Equipment provided by Company constitutes infringement of any patent of the United States of America, provided Company is promptly notified in writing and given authority, information and assistance for defense of same. Company will, at its option, procure for Customer the right to continue to use said Equipment, or modify it so that it becomes non-infringing, or replace same with non-infringing Equipment, or to remove said Equipment and to refund the purchase price. The foregoing will not be construed to include any Agreement by Company to accept any liability whatsoever in respect to patents for inventions including more than the Equipment furnished hereunder, or in respect of patents for methods and processes to be carried out with the aid of said Equipment. The provision of Equipment by Company does not convey any license, by implication, estoppel, or otherwise, under patent claims covering combinations of said Equipment with other devices or elements. The foregoing states the entire liability of Company with regard to patent infringement. Notwithstanding the provisions of this paragraph, Customer will hold Company harmless against any expense or loss resulting from infringement of patents or trademarks arising from compliance with Customer's designs or specifications or instructions.

16. Cancellation. Equipment is specially manufactured in response to orders. An order placed with and accepted by Company cannot be delayed, canceled, suspended, or extended except with Company's written consent and upon written terms accepted by Company that will reimburse Company for and indemnify Company against loss and provide Company with a reasonable profit for its materials, time, labor, services, use of facilities and otherwise. Customer will be obligated to accept any Equipment shipped, tendered for delivery or delivered by Company pursuant to the order prior to any agreed delay, cancellation, suspension or extension of the order. Any attempt by Customer to unilaterally revoke, delay or suspend acceptance for any reason whatever after it has agreed to delivery of or accepted any shipment shall constitute a breach of this Agreement. For purposes of this paragraph, acceptance occurs by any waiver of inspection, use or possession of Equipment, payment of the invoice, or any indication of exclusive control exercised by Customer.

17. Invoicing and Payment. Unless otherwise agreed to in writing by Company, equipment shall be invoiced to Customer upon tender of delivery thereof to the carrier. Customer shall pay Company's invoices within net 30 days of shipment date. Company reserves the right to add to any account outstanding for more than 30 days a service charge equal to the lesser of the maximum allowable legal interest rate or 1.5% of the principal amount due at the end of each month. Customer shall pay all costs (including attorneys' fees) incurred by Company in attempting to collect amounts due and otherwise enforcing these terms and conditions. If requested, Company will provide appropriate lien waivers upon receipt of payment. Company may at any time decline to ship, make delivery or perform work except upon receipt of cash payment, letter of credit, or security, or upon other terms and conditions satisfactory to Company. Customer agrees that, unless Customer makes payment in advance, Company will have a purchase money security interest in all Equipment to secure payment in full of all amounts due Company and its order for the Equipment, together with these terms and conditions, form a security agreement (as defined by the UCC in the United States and as defined in the Personal Property Security Act in Canada). Customer shall keep the Equipment free of all taxes and encumbrances, shall not remove the Equipment from its original installation point and shall not assign or transfer any interest in the Equipment until all payments due Company have been made. The purchase money security interest granted herein attaches upon Company's acceptance of Customer's order and on receipt of the Equipment described in the accepted Proposal but prior to its installation. The parties have no agreement to postpone the time for attachment unless specifically noted in writing on the accepted order. Customer will have no rights of set off against any amounts, which become payable to Company under this Agreement or otherwise.

18. Claims. Company will consider claims for concealed shortages in shipments or rejections due to failure to conform to an order only if such claims or rejections are made in writing within 15 days of delivery and are accompanied by the packing list and, if applicable, the reasons in detail why the Equipment does not conform to Customer's order. Upon receiving authorization and shipping instructions from authorized personnel of Company, Customer may return rejected Equipment, transportation charges prepaid, for replacement. Company may charge Customer any costs resulting from

the testing, handling, and disposition of any Equipment returned by Customer which are not found by Company to be nonconforming. All Equipment damaged during shipment and all claims relating thereto must be made with the freight carrier in accordance with such carrier's policies and procedures. Claims for Equipment damaged during shipment are not covered under the warranty provision stated herein.

19. Export Laws. The obligation of Company to supply Equipment under this Agreement is subject to the ability of Company to supply such items consistent with applicable laws and regulations of the United States and other governments. Company reserves the right to refuse to enter into or perform any order, and to cancel any order, under this Agreement if Company in its sole discretion determines that performance of the transaction to which such order relates would violate any such applicable law or regulation. Customer will pay all handling and other similar costs from Company's factories including the costs of freight, insurance, export clearances, import duties and taxes. Customer will be "exporter of record" with respect to any export from the United States of America and will perform all compliance and logistics functions in connection therewith and will also comply with all applicable laws, rules and regulations. Customer understands that Company and/or the Equipment are subject to laws and regulations of the United States of America which may require licensing or authorization for and/or prohibit export, re-export or diversion of Company's Equipment to certain countries, and agrees it will not knowingly assist or participate in any such diversion or other violation of applicable United States of America laws and regulations. Customer agrees to hold harmless and indemnify Company for any damages resulting to Customer or Company from a breach of this paragraph by Customer.

20. General. Except as provided below, to the maximum extent provided by law, this Agreement is made and shall be interpreted and enforced in accordance with the laws of the state of New York for Equipment shipped to a U.S. location and the laws of the province to which Equipment is shipped within Canada, without regard to its conflict of law principles that might otherwise call for the application of a different state's or province's law, and not including the United Nations Convention on Contracts for the International Sale of Goods. Any action or suit arising out of or related to this Agreement must be commenced within one year after the cause of action has accrued. To the extent the Equipment is being used at a site owned and/or operated by any agency of the Federal Government, determination of any substantive issue of law shall be according to the Federal common law of Government contracts as enunciated and applied by Federal judicial bodies and boards of contract appeals of the Federal Government. This Agreement contains all of the agreements, representations and understandings of the parties and supersedes all previous understandings, commitments or agreements, oral or written, related to the subject matter hereof. This Agreement may not be amended, modified or terminated except by a writing signed by the parties hereto. No documents shall be incorporated herein by reference except to the extent Company is a signatory thereon. If any term or condition of this Agreement is invalid, illegal or incapable of being enforced by any rule of law, all other terms and conditions of this Agreement will nevertheless remain in full force and effect as long as the economic or legal substance of the transaction contemplated hereby is not affected in a manner adverse to any party hereto. Customer may not assign, transfer, or convey this Agreement, or any part hereof, or its right, title or interest herein, without the written consent of the Company. Subject to the foregoing, this Agreement shall be binding upon and inure to the benefit of Customer's permitted successors and assigns. This Agreement may be executed in several counterparts, each of which when executed shall be deemed to be an original, but all together shall constitute but one and the same Agreement. A fully executed facsimile copy hereof or the several counterparts shall suffice as an original.

21. Equal Employment Opportunity/Affirmative Action Clause. Company is a federal contractor that complies fully with Executive Order 11246, as amended, and the applicable regulations contained in 41 C.F.R. Parts 60-1 through 60-60, 29 U.S.C. Section 793 and the applicable regulations contained in 41 C.F.R. Part 60-741; and 38 U.S.C. Section 4212 and the applicable regulations contained in 41 C.F.R. Part 60-250 Executive Order 13496 and Section 29 CFR 471, appendix A to subpart A, regarding the notice of employee rights in the United States and with Canadian Charter of Rights and Freedoms Schedule B to the Canada Act 1982 (U.K.) 1982, c. 11 and applicable Provincial Human Rights Codes and employment law in Canada.

22. U.S. Government Work.

The following provision applies only to direct sales by Company to the US Government. The Parties acknowledge that Equipment ordered and delivered under this Agreement are Commercial Items as defined under Part 12 of the Federal Acquisition Regulation (FAR). In particular, Company agrees to be bound only by those Federal contracting clauses that apply to "commercial" suppliers and that are contained in FAR 52.212-5(e)(1).

The following provision applies only to indirect sales by Company to the US Government. As a Commercial Item Subcontractor, Company accepts only the following mandatory flow down provisions: 52.219-8; 52.222-26; 52.222-35; 52.222-36; 52.222-39; 52.247-64. If the sale of the Equipment is in connection with a U.S. Government contract, Customer certifies that it has provided and will provide current, accurate, and complete information, representations and certifications to all government officials, including but not limited to the contracting officer and officials of the Small Business Administration, on all matters related to the prime contract, including but not limited to all aspects of its ownership, eligibility, and performance. Anything herein notwithstanding, Company will have no obligations to Customer unless and until Customer provides Company with a true, correct and complete executed copy of the prime contract. Upon request, Customer will provide copies to Company of all requested written communications with any government official related to the prime contract prior to or concurrent with the execution thereof, including but not limited to any communications related to Customer's ownership, eligibility or performance of the prime contract. Customer will obtain written authorization and approval from Company prior to providing any government official any information about Company's performance of the work that is the subject of the Proposal or this Agreement, other than the Proposal or this Agreement.

23. Limited Waiver of Sovereign Immunity. If Customer is an Indian tribe (in the U.S.) or a First Nation or Band Council (in Canada), Customer, whether acting in its capacity as a government, governmental entity, a duly organized corporate entity or otherwise, for itself and for its agents, successors, and assigns: (1) hereby provides this limited waiver of its sovereign immunity as to any damages, claims, lawsuit, or cause of action (herein "Action") brought against Customer by Company and arising or alleged to arise out of the furnishing by Company of any product or service under this Agreement, whether such Action is based in contract, tort, strict liability, civil liability or any other legal theory; (2) agrees that jurisdiction and venue for any such Action shall be proper and valid (a) if Customer is in the U.S., in any state or United States court located in the state in which Company is performing this Agreement or (b) if Customer is in Canada, in the superior court of the province or territory in which the work was performed; (3) expressly consents to such Action, and waives any objection to jurisdiction or venue; (4) waives any requirement of exhaustion of tribal court or administrative remedies for any Action arising out of or related to this Agreement; and (5) expressly acknowledges and agrees that Company is not subject to the jurisdiction of Customer's tribal court or any similar tribal forum, that Customer will not bring any action against Company in tribal court, and that Customer will not avail itself of any ruling or direction of the tribal court permitting or directing it to suspend its payment or other obligations under this Agreement. The individual signing on behalf of Customer warrants and represents that such individual is duly authorized to provide this waiver and enter into this Agreement and that this Agreement constitutes the valid and legally binding obligation of Customer, enforceable in accordance with its terms.

1-26.130-4 (0720)
Supersedes 1-26.130-4 (0620)



LET'S GO BEYOND™

Trane U.S. Inc.

10384 Wallace Alley Street
KINGSPORT, TN 37663
Phone:(423) 224-1150
Fax:(423) 224-1151

BUDGET PROPOSAL

Installation

April, 6th 2022

Eric Sharpe
Daniel Boone High School
1440 Suncrest Dr.
Gray, TN. 37615

ATTENTION: Eric Sharpe

PROJECT NAME: NC3 HVAC Lab

We are pleased to offer you this proposal for performance of the following services for the Equipment listed. Services will be performed using Trane's Exclusive Service Procedure to ensure you get full benefit of our extensive service experience, coupled with the distinct technical expertise of an HVAC Equipment manufacturing leader. Our innovative procedure is environmentally and safety conscious, and aligns expectation of work scope while providing efficient and productive delivery of services.

SCOPE OF SERVICE

- Hang and/or set all new equipment using preformed outdoor pads
- Refrigerant piping between all new equipment including pipe insulation
- Power wiring from the nearest electrical panel including breakers and disconnect switches
- Condensate drain piping to a ground level disposal point outdoors
- Minimal ductwork on each indoor unit to include 12 feet of supply ductwork and a return plenum
- All ductwork will be insulated on the exterior
- Supply diffusers and return grilles will be provided to mount directly on the ductwork
- Control wiring as required
- Extension of LP gas piping from the exterior wall to all new equipment that requires this service
- Startup and charging of all new equipment
- Man lift rental if required
- Work during normal business hours

Items Excluded:

- Connection of any equipment to a BAS or monitoring system
- LP tank and any gas piping related work on the building exterior
- Fuel for the LP tank
- Relocation of any existing work to make space for the new equipment
- Cost of the new equipment including taxes and delivery to the site including unloading
- Any engineering including stamped drawings

BUDGET PRICING

TOTAL BUDGET PRICE:-----\$26,500.00

CLARIFICATIONS

1. Applicable taxes are not included and will be added to the invoice.
2. Any service not listed is not included.
3. Work will be performed during normal Trane business hours.
4. This proposal is valid for 30 days from April, 6th 2022.

I appreciate the opportunity to earn your business, and look forward to helping you with all of your service needs. Please contact me if you have any questions or concerns.

Sincerely,

Glen Johnson
Account Manager
Cell: (423) 202-6448

In addition to any other amounts then due hereunder, if this Agreement is terminated or cancelled prior to its scheduled expiration, Customer shall pay to Company the balance of any amounts billed to but unpaid by Customer and, if a "Service Project" is included in the Agreement, the Cancellation Fee set forth in "Exhibit A" Cancellation Schedule attached hereto and incorporated herein, which Cancellation Fee represents unbilled labor, non-labor expenses and parts materials and components. Subject only to a prior written agreement signed by Trane, payment is due upon receipt of invoice in accordance with Section 6 of the attached Terms and Conditions – Quoted Service.

This agreement is subject to Customer's acceptance of the attached Trane Terms and Conditions – Quoted Service.

CUSTOMER ACCEPTANCE	
_____	Authorized Representative
_____	Printed Name
_____	Title
_____	Purchase Order
_____	Acceptance Date
_____	Trane's License Number:

TERMS AND CONDITIONS – QUOTED SERVICE

"Company" shall mean Trane U.S. Inc. for Company performance in the United States and Trane Canada ULC for Company performance in Canada.

To obtain repair service within the scope of Services as defined, contact your local Trane District office identified on the first page of the Agreement by calling the telephone number stated on that page. That Trane District office is responsible for Trane's performance of this Agreement. Only Trane authorized personnel may perform service under this Agreement. For Service covered under this Agreement, Trane will be responsible for the cost of transporting a part requiring service.

1. Agreement. These terms and conditions are an integral part of Company's offer and form the basis of any agreement (the "Agreement") resulting from Company's proposal (the "Proposal") for the services (the "Services") on equipment listed in the Proposal (the "Covered Equipment"). **COMPANY'S TERMS AND CONDITIONS ARE SUBJECT TO PERIODIC CHANGE OR AMENDMENT.**

2. Acceptance. The Proposal is subject to acceptance in writing by the party to whom this offer is made or an authorized agent ("Customer") delivered to Company within 30 days from the date of the Proposal. If Customer accepts the Proposal by placing an order, without the addition of any other terms and conditions of sale or any other modification, Customer's order shall be deemed acceptance of the Proposal subject to Company's terms and conditions. If Customer's order is expressly conditioned upon the Company's acceptance or assent to terms and/or conditions other than those expressed herein, return of such order by Company with Company's terms and conditions attached or referenced serves as Company's notice of objection to Customer's terms and as Company's counter-offer to provide Services in accordance with the Proposal. If Customer does not reject or object in writing to Company within 10 days, the Company's counter-offer will be deemed accepted. Customer's acceptance of the Services by Company will in any event constitute an acceptance by Customer of Company's terms and conditions. In the case of a dispute, the applicable terms and conditions will be those in effect at the time of delivery or acceptance of the Services. This Agreement is subject to credit approval by Company. Upon disapproval of credit, Company may delay or suspend performance or, at its option, renegotiate prices and/or terms and conditions with Customer. If Company and Customer are unable to agree on such revisions, this Agreement shall be cancelled without any liability, other than Customer's obligation to pay for Services rendered by Company to the date of cancellation.

3. Cancellation by Customer Prior to Services; Refund. If Customer cancels this Agreement within (a) thirty (30) days of the date this Agreement was mailed to Customer or (b) twenty (20) days of the date this Agreement was delivered to Customer, if it was delivered at the time of sale, and no Services have been provided by Company under this Agreement, the Agreement will be void and Company will refund to Customer, or credit Customer's account, the full Service Fee of this Agreement that Customer paid to Company, if any. A ten percent (10%) penalty per month will be added to a refund that is due but is not paid or credited within forty-five (45) days after return of this Agreement to Company. Customer's right to cancel this Agreement only applies to the original owner of this Agreement and only if no Services have been provided by Company under this Agreement prior to its return to Company.

4. Cancellation by Company. This Agreement may be cancelled by Company for any reason or no reason, upon written notice from Company to Customer no later than 30 days prior to performance of any Services hereunder and Company will refund to Customer, or credit Customer's account, that part of the Service Fee attributable to Services not performed by Company. Customer shall remain liable for and shall pay to Company all amounts due for Services provided by Company and not yet paid.

5. Services Fees and Taxes. Fees for the Services (the "Service Fee(s)") shall be as set forth in the Proposal and are based on performance during regular business hours. Fees for outside Company's regular business hours and any after-hours services shall be billed separately according to the then prevailing overtime or emergency labor/labour rates. In addition to the stated Service Fee, Customer shall pay all taxes not legally required to be paid by Company or, alternatively, shall provide Company with acceptable tax exemption certificates. Customer shall pay all costs (including attorneys' fees) incurred by Company in attempting to collect amounts due.

6. Payment. Payment is due upon receipt of Company's invoice. Company reserves the right to add to any account outstanding for more than 30 days a service charge equal to the lesser of the maximum allowable legal interest rate or 1.5% of the principal amount due at the end of each month. Customer shall pay all costs (including attorneys' fees) incurred by Company in attempting to collect amounts due or otherwise enforcing these terms and conditions.

7. Customer Breach. Each of the following events or conditions shall constitute a breach by Customer and shall give Company the right, without an election of remedies, to terminate this Agreement or suspend performance by delivery of written notice: (1) Any failure by Customer to pay amounts when due; or (2) any general assignment by Customer for the benefit of its creditors, or if Customer becomes bankrupt or insolvent or takes the benefit of any statute for bankrupt or insolvent debtors, or makes or proposes to make any proposal or arrangement with creditors, or if any steps are taken for the winding up or other termination of Customer or the liquidation of its assets, or if a trustee, receiver, or similar person is appointed over any of the assets or interests of Customer; (3) Any representation or warranty furnished by Customer in connection with this Agreement is false or misleading in any material respect when made; or (4) Any failure by Customer to perform or comply with any material provision of this Agreement. Customer shall be liable to the Company for all Services furnished to date and all damages sustained by Company (including lost profit and overhead)

8. Performance. Company shall perform the Services in accordance with industry standards generally applicable in the state or province where the Services are performed under similar circumstances as of the time Company performs the Services. Company is not liable for any claims, damages, losses, or expenses, arising from or related to work done by or services provided by individuals or entities that are not employed by or hired by Company. Company may refuse to perform any Services or work where working conditions could endanger property or put at risk the safety of people. Parts used for any repairs made will be those selected by Company as suitable for the repair and may be parts not manufactured by Company. Customer must reimburse Trane for services, repairs, and/or replacements performed by Trane at Customer's request beyond the scope of Services or otherwise excluded under this Agreement. The reimbursement shall be at the then prevailing applicable regular, overtime, or holiday rates for labor/labour and prices for materials. Prior to Trane performing the additional services, repairs, and/or replacements, Customer may request a separate written quote stating the work to be performed and the price to be paid by Customer for the work.

9. Customer Obligations. Customer shall: (a) provide Company reasonable and safe access to the Covered Equipment and areas where Company is to work; and (b) unless otherwise agreed by Customer and Company, at Customer's expense and before the Services begin, Customer will provide any necessary access platforms, catwalks to safely perform the Services in compliance with OSHA, state, or provincial industrial safety regulations or any other applicable industrial safety standards or guidelines.

10. Exclusions. Unless expressly included in the Proposal, the Services do not include, and Company shall not be responsible for or liable to the Customer for, any claims, losses, damages or expenses suffered by the Customer in any way connected with, relating to or arising from any of the following:

- (a) Any guarantee of room conditions or system performance;
- (b) Inspection, operation, maintenance, repair, replacement or performance of work or services outside the Services;
- (c) Damage, repairs or replacement of parts made necessary as a result of the acts or omission of Customer or any Event of Force Majeure;

(d) Any claims, damages, losses, or expenses, arising from or related to conditions that existed in, on, or upon the premises before the effective date of this Agreement ("Pre-Existing Conditions") including, without limitation, damages, losses, or expenses involving a Pre-Existing Condition of building envelope issues, mechanical issues, plumbing issues, and/or indoor air quality issues involving mold/mould, bacteria, microbial growth, fungi or other contaminants or airborne biological agents; and

(e) Replacement of refrigerant is excluded, unless replacement of refrigerant is expressly stated as included with the Proposal.

11. Limited Warranty. Company warrants that: (a) the material manufactured by Company and provided to the Customer in performance of the Services is free from defects in material and manufacture for a period of 12 months from the earlier of the date of equipment start-up or replacement and (b) the labor/labour portion of the Services is warranted to have been properly performed for a period of 90 days from date of completion (the "Limited Warranty"). Company obligations of equipment start-up, if any are stated in the Proposal, are coterminous with the Limited Warranty period. Defects must be reported to Company within the Limited Warranty period. Company's obligation under the Limited Warranty is limited to repairing or replacing the defective part at its option and to correcting any improperly performed labor/labour. No liability whatsoever shall attach to Company until the Services have been paid for in full. Exclusions from this Limited Warranty include claims, losses, damages, and expenses in any way connected with, related to, or arising from failure or malfunction of equipment due to the following: wear and tear; end of life failure; corrosion; erosion; deterioration; Customer's failure to follow the Company-provided maintenance plan; unauthorized or improper maintenance; unauthorized or improper parts or material; refrigerant not supplied by Trane; and modifications made by others to Company's equipment. Company shall not be obligated to pay for the cost of lost refrigerant or lost product. Some components of Company equipment may be warranted directly from the component supplier, in which case this Limited Warranty shall not apply to those components and any warranty of such components shall be the warranty given by the component supplier. Notwithstanding the foregoing, all warranties provided herein terminate upon termination or cancellation of this Agreement. Equipment, material and/or parts that are not manufactured by Company are not warranted by Company and have such warranties as may be extended by the respective manufacturer.

THE REMEDIES SET FORTH IN THIS LIMITED WARRANTY ARE THE SOLE AND EXCLUSIVE REMEDIES FOR WARRANTY CLAIMS PROVIDED BY COMPANY TO CUSTOMER UNDER THIS AGREEMENT AND ARE IN LIEU OF ALL OTHER WARRANTIES AND LIABILITIES, CONDITIONS AND REMEDIES, WHETHER IN CONTRACT, WARRANTY, STATUTE, OR TORT (INCLUDING NEGLIGENCE), EXPRESS OR IMPLIED, IN LAW OR IN FACT, INCLUDING ANY IMPLIED WARRANTIES OF MERCHANTABILITY AND FITNESS FOR A PARTICULAR USE OR FITNESS FOR A PARTICULAR PURPOSE AND/OR OTHERS ARISING FROM COURSE OF DEALING OR TRADE. COMPANY EXPRESSLY DISCLAIMS ANY REPRESENTATIONS OR WARRANTIES, ENDORSEMENTS OR CONDITIONS OF ANY KIND, EXPRESS OR IMPLIED, INCLUDING ANY IMPLIED WARRANTIES OF QUALITY, FITNESS, MERCHANTABILITY, DURABILITY AND/OR OTHERS ARISING FROM COURSE OF DEALING OR TRADE OR REGARDING PREVENTION BY THE SCOPE OF SERVICES, OR ANY COMPONENT THEREOF, OF MOLD/MOULD, FUNGUS, BACTERIA, MICROBIAL GROWTH, OR ANY OTHER CONTAMINATES. COMPANY EXPRESSLY DISCLAIMS ANY LIABILITY IF THE SCOPE OF SERVICES OR ANY COMPONENT THEREOF IS USED TO PREVENT OR INHIBIT THE GROWTH OF SUCH MATERIALS. THE WARRANTY AND LIABILITY SET FORTH IN THIS AGREEMENT ARE IN LIEU OF ALL OTHER WARRANTIES AND LIABILITIES, WHETHER IN CONTRACT OR IN NEGLIGENCE, EXPRESS OR IMPLIED, IN LAW OR IN FACT, INCLUDING IMPLIED WARRANTIES OF MERCHANTABILITY AND FITNESS FOR A PARTICULAR PURPOSE.

12. Indemnity. To the maximum extent permitted by law, Company and Customer shall indemnify and hold harmless each other from any and all claims, actions, costs, expenses, damages and liabilities, including reasonable attorneys' fees, resulting from death or bodily injury or damage to real or personal property, to the extent caused by the negligence or misconduct of the indemnifying party, and/or its respective employees or authorized agents in connection with their activities within the scope of this Agreement. Neither party shall indemnify the other against claims, damages, expenses, or liabilities to the extent attributable to the acts or omissions of the other party or third parties. If the parties are both at fault, the obligation to indemnify shall be proportional to their relative fault. The duty to indemnify and hold harmless will continue in full force and effect, notwithstanding the expiration or early termination of this Agreement, with respect to any claims based on facts or conditions that occurred prior to expiration or termination of this Agreement.

13. Limitation of Liability. NOTWITHSTANDING ANYTHING TO THE CONTRARY, NEITHER PARTY SHALL BE LIABLE FOR SPECIAL, INCIDENTAL, INDIRECT, OR CONSEQUENTIAL LOSSES OR DAMAGES OF ANY KIND (INCLUDING WITHOUT LIMITATION REFRIGERANT LOSS, PRODUCT LOSS, LOST REVENUE OR PROFITS, OR LIABILITY TO THIRD PARTIES), OR PUNITIVE DAMAGES WHETHER BASED IN CONTRACT, WARRANTY, STATUTE, TORT (INCLUDING NEGLIGENCE), STRICT LIABILITY, INDEMNITY OR ANY OTHER LEGAL THEORY OR FACTS. NOTWITHSTANDING ANY OTHER PROVISION OF THIS AGREEMENT, THE TOTAL AND AGGREGATE LIABILITY OF THE COMPANY TO THE CUSTOMER WITH RESPECT TO ANY AND ALL CLAIMS CONNECTED WITH, RELATED TO OR ARISING FROM THE PERFORMANCE OR NON-PERFORMANCE OF THIS AGREEMENT, WHETHER BASED IN CONTRACT, WARRANTY, STATUTE, TORT (INCLUDING NEGLIGENCE), STRICT LIABILITY, INDEMNITY OR ANY OTHER LEGAL THEORY OR FACTS, SHALL NOT EXCEED THE COMPENSATION RECEIVED BY COMPANY UNDER THIS AGREEMENT. IN NO EVENT SHALL SELLER BE LIABLE FOR ANY DAMAGES (WHETHER DIRECT OR INDIRECT) RESULTING FROM MOLD, FUNGUS, BACTERIA, MICROBIAL GROWTH, OR OTHER CONTAMINATES OR AIRBORNE BIOLOGICAL AGENTS. TO THE MAXIMUM EXTENT ALLOWED BY LAW, COMPANY SHALL NOT BE LIABLE FOR ANY OF THE FOLLOWING IN CONNECTION WITH PROVIDING THE ENERGY AND BUILDING PERFORMANCE SERVICES: INTERRUPTION, DELETION, DEFECT, DELAY IN OPERATION OR TRANSMISSION; CUSTOMER'S NETWORK SECURITY; COMPUTER VIRUS; COMMUNICATION FAILURE; THEFT OR DESTRUCTION OF DATA; GAPS IN DATA COLLECTED; AND UNAUTHORIZED ACCESS TO CUSTOMER'S DATA OR COMMUNICATIONS NETWORK.

14. Asbestos and Hazardous Materials. The Services expressly exclude any identification, abatement, cleanup, control, disposal, removal or other work connected with asbestos or other hazardous materials (collectively, "Hazardous Materials"). Should Company become aware of or suspect the presence of Hazardous Materials, Company may immediately stop work in the affected area and shall notify Customer. Customer will be responsible for taking any and all action necessary to correct the condition in accordance with all applicable laws and regulations. Customer shall be exclusively responsible for any claims, liability, fees and penalties, and the payment thereof, arising out of or relating to any Hazardous Materials on or about the premises, not brought onto the premises by Company. Company shall be required to resume performance of the Services only when the affected area has been rendered harmless.

15. Insurance. Company agrees to maintain the following insurance during the term of the contract with limits not less than shown below and will, upon request from Customer, provide a Certificate of evidencing the following coverage:

Commercial General Liability	\$2,000,000 per occurrence
Automobile Liability	\$2,000,000 CSL
Workers Compensation	Statutory Limits

If Customer has requested to be named as an additional insured under Company's insurance policy, Company will do so but only subject to Company's manuscript additional insured endorsement under its primary Commercial General Liability policies. In no event does Company or its insurer waive its right of subrogation

16. Force Majeure. Company's duty to perform under this Agreement is contingent upon the non-occurrence of an Event of Force Majeure. If Company shall be unable to carry out any material obligation under this Agreement due to an Event of Force Majeure, this Agreement shall

at Company's election (i) remain in effect but Company's obligations shall be suspended until the uncontrollable event terminates or (ii) be terminated upon ten (10) days notice to Customer, in which event Customer shall pay Company for all parts of the Services furnished to the date of termination. An "Event of Force Majeure" shall mean any cause or event beyond the control of Company. Without limiting the foregoing, "Event of Force Majeure" includes: acts of God; acts of terrorism, war or the public enemy; flood; earthquake; lightning; tornado; storm; fire; civil disobedience; pandemic insurrections; riots; labor disputes; labor or material shortages; sabotage; restraint by court order or public authority (whether valid or invalid), and action or non-action by or inability to obtain or keep in force the necessary governmental authorizations, permits, licenses, certificates or approvals if not caused by Company and the requirements of any applicable government in any manner that diverts either the material or the finished product to the direct or indirect benefit of the government.

17. General. Except as provided below, to the maximum extent provided by law, this Agreement is made and shall be interpreted and enforced in accordance with the laws of the state or province in which the Services are performed without regard to choice of law principles which might otherwise call for the application of a different state's or province's law. Any dispute arising under or relating to this Agreement that is not disposed of by agreement shall be decided by litigation in a court of competent jurisdiction located in the state or province in which the Services are performed. Any action or suit arising out of or related to this Agreement must be commenced within one year after the cause of action has accrued. To the extent the premises are owned and/or operated by any agency of the United States Federal Government, determination of any substantive issue of law shall be according to the United States Federal common law of Government contracts as enunciated and applied by Federal judicial bodies and boards of contract appeals of the Federal Government. This Agreement contains all of the agreements, representations and understandings of the parties and supersedes all previous understandings, commitments or agreements, oral or written, related to the Services. No documents shall be incorporated herein by reference except to the extent Company is a signatory thereon. If any term or condition of this Agreement is invalid, illegal or incapable of being enforced by any rule of law, all other terms and conditions of this Agreement will nevertheless remain in full force and effect as long as the economic or legal substance of the transaction contemplated hereby is not affected in a manner adverse to any party hereto. Customer may not assign, transfer, or convey this Agreement, or any part hereof, without the written consent of Company. Subject to the foregoing, this Agreement shall bind and inure to the benefit of the parties hereto and their permitted successors and assigns. This Agreement may be executed in several counterparts, each of which when executed shall be deemed to be an original, but all together shall constitute but one and the same Agreement. A fully executed facsimile copy hereof or the several counterparts shall suffice as an original. No modifications, additions or changes may be made to this Agreement except in a writing signed by Company. No failure or delay by the Company in enforcing any right or exercising any remedy under this Agreement shall be deemed to be a waiver by the Company of any right or remedy.

18. Equal Employment Opportunity/Affirmative Action Clause. Company is a United States federal contractor that complies fully with Executive Order 11246, as amended, and the applicable regulations contained in 41 C.F.R. Parts 60-1 through 60-60, 29 U.S.C. Section 793 and the applicable regulations contained in 41 C.F.R. Part 60-741; and 38 U.S.C. Section 4212 and the applicable regulations contained in 41 C.F.R. Part 60-250; and Executive Order 13496 and Section 29 CFR 471, appendix A to subpart A, regarding the notice of employee rights in the United States and with Canadian Charter of Rights and Freedoms Schedule B to the Canada Act 1982 (U.K.) 1982, c. 11 and applicable Provincial Human Rights Codes and employment law in Canada.

19. U.S. Government Contracts.

The following provision applies only to direct sales by Company to the US Government. The Parties acknowledge that all items or services ordered and delivered under this Agreement / Purchase Order are Commercial Items as defined under Part 12 of the Federal Acquisition Regulation (FAR). In particular, Company agrees to be bound only by those Federal contracting clauses that apply to "commercial" suppliers and that are contained in FAR 52.212-5(e)(1). Company complies with 52.219-8 or 52.219-9 in its service and installation contracting business. The following provision applies only to indirect sales by Company to the US Government. As a Commercial Item Subcontractor, Company accepts only the following mandatory flow down provisions: 52.219-8; 52.222-26; 52.222-35; 52.222-36; 52.222-39; 52.247-64. If the Services are in connection with a U.S. government contract, Customer agrees and hereby certifies that it has provided and will provide current, accurate, and complete information, representations and certifications to all government officials, including but not limited to the contracting officer and officials of the Small Business Administration, on all matters related to the prime contract, including but not limited to all aspects of its ownership, eligibility, and performance. Anything herein notwithstanding, Company will have no obligations to Customer unless and until Customer provides Company with a true, correct and complete executed copy of the prime contract. Upon request, Customer will provide copies to Company of all requested written communications with any government official related to the prime contract prior to or concurrent with the execution thereof, including but not limited to any communications related to contractor's Customer's ownership, eligibility or performance of the prime contract. Customer will obtain written authorization and approval from Company prior to providing any government official any information about Company's performance of the Services that are the subject of this offer or agreement, other than the Proposal or this Agreement.

20. Limited Waiver of Sovereign Immunity. If Customer is an Indian tribe (in the U.S.) or a First Nation or Band Council (in Canada), Customer, whether acting in its capacity as a government, governmental entity, a duly organized corporate entity or otherwise, for itself and for its agents, successors, and assigns: (1) hereby provides this limited waiver of its sovereign immunity as to any damages, claims, lawsuit, or cause of action (herein "Action") brought against Customer by Company and arising or alleged to arise out of the furnishing by Company of any product or service under this Agreement, whether such Action is based in contract, tort, strict liability, civil liability or any other legal theory; (2) agrees that jurisdiction and venue for any such Action shall be proper and valid (a) if Customer is in the U.S., in any state or United States court located in the state in which Company is performing this Agreement or (b) if Customer is in Canada, in the superior court of the province or territory in which the work was performed; (3) expressly consents to such Action, and waives any objection to jurisdiction or venue; (4) waives any requirement of exhaustion of tribal court or administrative remedies for any Action arising out of or related to this Agreement; and (5) expressly acknowledges and agrees that Company is not subject to the jurisdiction of Customer's tribal court or any similar tribal forum, that Customer will not bring any action against Company in tribal court, and that Customer will not avail itself of any ruling or direction of the tribal court permitting or directing it to suspend its payment or other obligations under this Agreement. The individual signing on behalf of Customer warrants and represents that such individual is duly authorized to provide this waiver and enter into this Agreement and that this Agreement constitutes the valid and legally binding obligation of Customer, enforceable in accordance with its terms.

1-10.48 (1114)
Supersedes 1-10.48 (0614)



TRANE

SAFETY

TRANE'S SAFETY STANDARD

Trane is committed to providing a safe work environment for all employees and to preventing accidents in its business operations. To accomplish our objectives Trane has instituted safety programs, procedures and training that incorporate a progressive approach to injury prevention.

PROVEN SAFETY SUCCESS

Trane's safety culture in North America is unparalleled in the building services industry and has demonstrated proven results via continuous reduction of injury rates.

TRANE INJURY RATES V. INDUSTRY COMPETITORS

Since 2003 the US Bureau of Labor Statistics records reflect Trane's Total Recordable Rate (TRIR) and Days away from work (DAFW) rate have been significantly lower than HVAC repair and maintenance contractors and Specialty Trade contractors (construction). Trane's safety culture in America is unparalleled in the building services industry and has demonstrated proven results via continuous reduction of injury rates.

Trane's incident (OSHA) rates are consistently 50-70% below the industry average. This outstanding safety achievement is the end result of the rigorous team oriented approach to our safety program that creates accountability and empowerment in all employees and management and fuels our institutional safety culture. This is the key to our continual improvement.

SAFETY TOOLS, TRAINING & EXPERTISE

Trane's service and contracting technicians are not only among the most skilled in the industry they are also extensively trained in safe work procedures. Our technicians receive safety training, equipment, tools, procedures, and management support to identify jobsite hazards and take appropriate measures to prevent personal injuries. The resources available to Trane technicians include:

- Safety Training – 20 hrs per year, including classroom and web-based platforms.
- -Topics include, but are not limited to, Lockout/Tagout, Confined Space Entry, Hazard Communication, Respiratory Protection, Hearing Conservation, Excavations, Scaffolding, Rigging, Powered Industrial Truck operation, Ladders, Vehicle Safety, Fire Protection, PPE, Emergency Response, First Aid / CPR.
- Electrical Safety – NFPA 70E compliant – electrical PPE; flame-resistant clothing; training.
- Fall Protection – full complement of fall arrest and fall restraint equipment for each technician.
- Ergonomics – custom-designed for HVAC field technicians, includes training, material handling equipment and procedures.
- Smith System Safe Driving Program – Trane's safety Managers are certified instructors; safety Managers train technicians; 1-800 "How's My Driving?" stickers are located on the back of service vehicles.
- USDOT compliance – technicians scheduled within Material of Trade and Hours of Service limits and are fully qualified under Department of Transportation rules for driving commercial motor vehicles with GVWR >10,000 and 26,000 lbs.
- Refrigerant Management – Service technicians are trained to manage refrigerant in accordance with U.S. EPA rules using a sophisticated electronic tracking system developed by Trane.
- Empowerment - Technicians are empowered with full management support to address safety hazards as they see fit. If ever in doubt about how to do a job or task safely, the technician is required to ask a qualified person for assistance before proceeding with work.

MANAGEMENT LEADERSHIP AND COMMITMENT

Accident prevention is a primary responsibility of management at Trane. Trane's safety culture is based on the following management principles:

- Leadership at the local level manages the local organization's safety performance.
- Management is financially accountable for safety performance.
- Local management is actively engaged in risk reduction activities and training and manages safety performance outcomes.
- Management clearly communicates to all Trane employees their safety expectations and strongly enforces compliance with those expectations.
- Employees are held accountable when they fail to meet safety expectations.

Local management and supervisory personnel at the local level are responsible for implementation of the following safety program elements:

- The Safety Management System developed by Trane – developed in accordance with OHSAS 18001.
- Audits and Inspections – Supervisors, Middle and Upper Managers must conduct field inspections. Corporate Safety conducts detailed compliance and management systems audits.
- Company safety compliance programs – ensure that they are fully implemented.
- Safety and environmental performance – tracked using a Balanced Scorecard with leading and lagging indicators and metrics.
- Subcontractor Qualification – implement this process to promote safety and safety plan compliance on multi-employer job sites.
- Six Sigma and Lean – use these productivity tools to enhance safety on job sites.
- Drug and Alcohol Policy – mandatory DOT required for-cause and post-accident testing after recordable injuries and property damage.
- Motor Vehicle Records Search – annual checking of driving records of employees driving company vehicles.

JBSITE SAFETY EQUALS CUSTOMER VALUE

At Trane safety is part of our culture for every employee. What this means to our customers is fewer job site accidents and the delays and liability concerns that come along with them. What this means to our staff is greater confidence in the practices and procedures they use on the job and the pride that comes from working for one of the premier service organizations in the world. Tighter safety standards and fewer accidents can also lead to better on-time project completion and higher quality results.

When you use Trane Building Services to install, maintain or upgrade your building systems you will take full advantage of our superior safety program, low incident rates and subcontractor safety management procedures. These help you manage project risk more effectively than you could using multiple contractors or even a single prime contractor with a less impressive safety record.



NATIONAL COALITION OF CERTIFICATION CENTERS
LEARNING THAT WORKS. SM

April 6th, 2022

RE: NC3 Certification Sole Source Letter

Dear Educational Administrator,

This letter is in reference to the equipment and training required by the National Coalition of Certification Centers (“NC3”) for implementation of its broad array of industry-driven certifications including: Snap-on Diagnostics / Meter / Torque / Wheel Service certifications, Trane Building Automation Systems and Residential certifications, Starrett Precision Measurement, Festo Industry Certification Program, Dremel laser and 3d Printer and Greenlee building trades certifications. The National Coalition of Certification Centers, (“NC3”) is the sole source for the training and curriculum associated with each of its skills certifications. No other organization can provide any of the training or related equipment kits (supplied exclusively by industry partners) necessary to implement these nationally standardized certifications.

NC3 sets the industry standard in providing the “Train-the-Trainer” programs that enable educational institutions to provide turn-key, nationally recognized certification programs. These stackable third-party certifications are issued through NC3, which also oversees the training, curriculum, and required equipment and ensures that the programs meet nationally recognized standards. The training, curriculum and kits included in this package are required material for instructors and students seeking NC3 certification, with each element designed to work in conjunction with each other.

If you have further questions regarding NC3 Certification training or kits, please do not hesitate to contact me. We are proud to partner with hundreds of leading educational institutions around the country, and we are looking forward to working with your institution to make NC3 Certification implementation a success.

Best regards,

Daniel Ramirez
Director, Strategic Marketing and Development
NC3 – National Coalition of Certification Centers
dan.ramirez@nc3.net

PURCHASING DEPARTMENT
WASHINGTON COUNTY BOARD OF EDUCATION

FEDERAL PROJECTS FUND
 PURCHASE ORDER

Purchase Order **34387**

Date Issued **3-29-22**

Appropriation No. **142E 71100429-938**

Dept. **Best for ALL Grant**
 School **Twana McKinney**

TO Realityworks
 2709 mondovi Rd
 Eau Claire WI 54701

Deliver to Sulphur Springs Elementary
 Address 1518 Gray Station - Sulphur Springs Rd
 Jonesborough TN 37659
 Via David Little on or before

NOTICE TO VENDOR

1. Purchase order number **MUST** appear on all invoices submitted for payment.

2. Mail **TWO** copies of your invoice promptly to:

Washington County Board of Education
 405 West College Street
 Jonesborough, Tennessee 37659
 Telephone (423) 753-1105

Articles on this order must be charged to account of

ITEM NO.	ARTICLES OR SERVICES	CODE	QUANTITY & UNIT	UNIT PRICE	TOTAL
	[Unless otherwise stated all prices F.O.B. Destination]				
	Electric Wiring Panel Kit	57010101	2	749-	1498-
	Real Career guide Weld w/mig + stick	56010111	1	7999-	7999-
	Electric Wiring Wall Panel	57010201	4	349-	1396-
	Electrician Scenario Cards	11120425	1	59-	59-
	Plant Mini Educational Hydroponics System Class (5-pack)	40510150	1	2199-	2199-
	Measurement Math Training Kit	58010100	1	849-	849-
	Food Truck Design Kit (210301) Pricing discount	10811101	2	599-	1198- -759-
**	TIPS Contract Shipping & Handling				750.90
	GRAND TOTAL - INCLUDING ALL ATTACHED PAGES				15,189.06

SUBJECT TO THE FOLLOWING CONDITIONS

- All packages, cartons or other containers must be plainly marked with the purchase order number.
- The right is reserved to purchase in the open market and to charge the difference to the Vendor in the event that deliveries are not made at the time specified in the bid and on this order.
- Whenever a delivery is rejected, the Vendor shall be notified and be given the reason for the rejection. All rejected deliveries shall be held at the Vendor's risk and he shall bear the expense of removal.
- No changes in or cancellations of this purchase order shall be recognized by the Vendor unless authorized by special form issued by the Purchasing Agent.
- Acceptance of this order includes acceptance of all terms, prices, delivery, instructions, specifications and conditions stated.
- The county is not liable for Federal excise tax or state sales tax.
- Each shipment and/or each purchase order should be covered by separate invoice.

IMPORTANT: INVOICES AND PACKAGES MUST BEAR PURCHASE ORDER NUMBER

VENDOR'S COPY

There is an otherwise unincumbered balance to the credit of the proper appropriation, allotment, or fund to meet the expenditure covered by this purchase.

W. Brad Bah

Authorized Signature

APPROVED:

Purchasing Agent

2709 Mondovi Road, Eau Claire, WI 54701 USA
 +1.800.830.1416 | +1.715.830.2040 | Fax +1.715.830.2050
www.realityworks.com

Email Orders To: orders@realityworks.com or FAX

Quote #	119030
Quote Date	3/23/2022
Quote Expires	5/22/2022
Terms	Net 30
Customer #	9840794
Opportunity Manager	Dan Cramer
Email	dan.cramer@realityworks.com
Phone	(800) 830-1416 x1132

Prepared for: David Little

Contact Phone: (423) 753-1140

Bill To Information

Sulphur Springs Elementary School
 1518 Gray Station - Sulphur Springs Rd.
 Jonesborough TN 37659
 United States

Ship To Information

Sulphur Springs Elementary School
 1518 Gray Station - Sulphur Springs Rd.
 Jonesborough TN 37659
 United States

Product Number	Description	List Price	Quantity	Extended Price
57010101	Electrical Wiring Kit	\$749.00	2	\$1,498.00
	Electrical Wiring Wall Panel		2	
	Electrical Wiring Teacher Assessment Remote		2	
56010111	RealCareer guideWELD® VR with MIG and Stick	\$7,999.00	1	\$7,999.00
	VRgW Power Supply 12VDC 1.3A 5ft 2.5mm Center+ guideWELD VR		1	
	guideWELD® VR Welding Gloves		1	
	guideWELD® VR Tee Coupon		1	
	guideWELD® VR Lap Coupon		1	
	guideWELD® VR V/Butt Coupon		1	
	USB Cable		1	
	guideWELD® VR Station		1	
	guideWELD® GMAW/MIG Gun		1	
	guideWELD® SMAW/STICK Gun		1	
	Power Cord guideWELD VR 3-Prong-US		1	
57010201	Electrical Wiring Wall Panel	\$349.00	4	\$1,396.00
11120425	Electrician Scenario Cards	\$59.00	1	\$59.00
40510150	Plant Mini Educational Hydroponics System Class Pack (5-pack)	\$2,199.00	1	\$2,199.00
58010100	Measurement Math Training Kit	\$849.00	1	\$849.00
10811101	Food Truck Design Kit	\$599.00	2	\$1,198.00



Quote

2709 Mondovi Road, Eau Claire, WI 54701 USA
+1.800.830.1416 | +1.715.830.2040 | Fax +1.715.830.2050
www.realityworks.com

Email Orders To: orders@realityworks.com or FAX

Quote #	119030
Quote Date	3/23/2022
Quote Expires	5/22/2022
Terms	Net 30
Customer #	9840794
Opportunity Manager	Dan Cramer
Email	dan.cramer@realityworks.com
Phone	(800) 830-1416 x1132

Subtotal	\$15,198.00
Additional Discount	\$-759.90
Shipping and Handling	\$750.96
Total Tax	\$0.00
Total	\$15,189.06

Message:

TIPS Contract 210301 Pricing

Questions on your quote?

Contact your Opportunity Manager Dan Cramer via email at dan.cramer@realityworks.com or call (800) 830-1416 x1132.

**** To ensure accuracy, please remember to include the quote number of 119030 on all correspondence.**

Orders can be submitted via email to: orders@realityworks.com or FAX 715.830.2050

Returns/Exchanges

Merchandise can be returned or exchanged within 30 days of invoice date. All returns are subject to a 25% restocking fee unless it is an order error or product warranty issue. Items must be returned in original packaging. To access product warranty information, go to <http://realityworks.com/realityworks-warranties>

Please allow up to 4 weeks for delivery within the contiguous United States. For Alaska, Hawaii and all international orders, allow up to 6 weeks for delivery. Shipping is UPS Ground only. If you need expedited shipping please contact our Account Services team.

Account Number:	71100 - Regular Instruction Program	<p>This year has been a challenge in accelerating students learning creating a CTE Connection lab, students will practice soft skills encourage students to focus on their future and career choices life-changing pandemic. For CTE Connection Lab integration at school Programs Of Study (POS): Entrepreneur, Mechanical, E Agriculture, and Welding.</p> <p>All activities are connected to middle school Math, Literacy, and exploration of careers, students will engage in CTE/STEM activities</p> <ul style="list-style-type: none"> electrical wiring kits electrical wiring wall panels career scenario cards plan mini education hydroponics systems measurement math training kits food truck design kits 3-D printers with filament and software Vex Robotics - Sep. Po. guideWELD® VR welding simulator HVAC/pipefitting items: <ul style="list-style-type: none"> Saran wrap for wrapping pipes team bags for fittings and small pipes Pencils Rulers Tape measures Pipe cutters 5-foot length PVC pipes (3/4" diameter) 90-degree elbow connectors (3/4") 45-degree connectors (3/4") T connectors (3/4") straight connectors (3/4") Posterboard templates for checking models pipe holders with clamps Screwdrivers Screw-in clamps Wooden frames Roll of masking tape Styrofoam or cardboard boxes Calculators
Line Item Number:	429 - Instructional Supplies & Materials	
Focus Area:	Tier I Instruction	
School Type:	Traditional Public School	
Optional Program Code:	CTE	
Location Code:	Washington County (900)	
Quantity:	1.00	
Cost:	\$173,543.00	
Line Item Total:	\$173,543.00	

g and readapting to an in-person environment. By which have been delayed due to COVID and bringing positive academic experiences within this ctivities, students in grades 5-8 will experience high lectrical, and Plumbing (MEP), Health Science,

I Science standards. In connection to MajorClarity ities using the following supplies and materials:

PURCHASING DEPARTMENT
WASHINGTON COUNTY BOARD OF EDUCATION

FEDERAL PROJECTS FUND
PURCHASE ORDER

Purchase Order **34403**

Date Issued **3-31-22**

Appropriation No. **142E 72130 399940**

Dept. **CSH**

School **Kelly Wagner**
Twana McKinney

TO **Frontier Health**
PO Box 9054
Gray TN 37615

Deliver to **Lamar, GV, SS, FB, BCE, JMS**

Address

Via

on or before

NOTICE TO VENDOR

1. Purchase order number MUST appear on all invoices submitted for payment.

2. Mail TWO copies of your invoice promptly to:

Washington County Board of Education

405 West College Street

Jonesborough, Tennessee 37659

Telephone (423) 753-1105

Articles on this order must be charged to account of

ITEM NO.	ARTICLES OR SERVICES	CODE	QUANTITY & UNIT	UNIT PRICE	TOTAL
	(Unless otherwise stated all prices F.O.B. Destination)				
	School - Based Behavioral Health Student Assistance Counselors				
	Lamar - H Lewis	mas	4242.42 ^{4242.42}	4242.42	4242.42
	GV - J Delahoussaye	mas		3181.83	3181.83
	SS - B Sheets	mas		4242.42	4242.42
	FB - m Yeager	mas		3181.83	3181.83
	BCE - E Bradley	mas		4242.42	4242.42
	JMS - B Jeffers	mas		4242.42	4242.42
	GRAND TOTAL - INCLUDING ALL ATTACHED PAGES				23,333.34

SUBJECT TO THE FOLLOWING CONDITIONS

- All packages, cartons or other containers must be plainly marked with the purchase order number.
- The right is reserved to purchase in the open market and to charge the difference to the Vendor in the event that deliveries are not made at the time specified in the bid and on this order.
- Whenever a delivery is rejected, the Vendor shall be notified and be given the reason for the rejection. All rejected deliveries shall be held at the Vendor's risk and he shall bear the expense of removal.
- No changes in or cancellations of this purchase order shall be recognized by the Vendor unless authorized by special form issued by the Purchasing Agent.
- Acceptance of this order includes acceptance of all terms, prices, delivery, instructions, specifications and conditions stated.
- The county is not liable for Federal excise tax or state sales tax.
- Each shipment and/or each purchase order should be covered by separate invoice.

IMPORTANT: INVOICES AND PACKAGES MUST BEAR PURCHASE ORDER NUMBER

VENDOR'S COPY

There is an otherwise unincumbered balance to the credit of the proper appropriation, allotment or fund to meet the expenditure covered by this purchase.

Authorized Signature

APPROVED:

Purchasing Agent

ELC - Thomas

FRONTIER HEALTH

INVOICE

P.O. Box 9054
Gray, TN 37615
Phone: (423) 467-3600

INVOICE #	DATE
2022 - 3	4/1/2022

BILL TO
 WASHINGTON CO TN DOE
 ATTN: KELLY WAGNER
 2002 INDIAN RIDGE RD
 JOHNSON CITY, TN 37604

CUSTOMER ID	TERMS
WC ELEM	Due Upon Receipt

DESCRIPTION	MTH	UNIT PRICE	AMOUNT
School-Based Behavioral Health Student Assistance Counselors			
Lamar Elementary H LEWIS	MAR	4,242.42	4,242.42
Grandview Elementary J DELAHOUSSAYE	MAR	3,181.83	3,181.83
Sulphur Springs Elementary B SHEETS	MAR	4,242.42	4,242.42
Fall Branch Elementary M YEAGER	MAR	3,181.83	3,181.83
Boones Creek Elementary E BRADY	MAR	4,242.42	4,242.42
Jonesborough Middle B JEFFERS	MAR	4,242.42	4,242.42
			-
			-
			-
			-
			-
			-
			-

<i>Thank you for your support!</i>	TOTAL	\$ 23,333.34
------------------------------------	--------------	---------------------

OUTSTANDING INVOICES	-
TOTAL AMT DUE	\$ 23,333.34

If you have any questions about this invoice, please contact
 Robin Colvard rcolvard@frontierhealth.org (423) 467-3659
 Make checks payable to: **Frontier Health**
 Please remit to the address above



Narrative Description

Project 940 ELC

- [ePlan Home](#)
- [Search](#)
- [Inbox](#)
- [Planning](#)
- [Monitoring](#)
- [Funding](#)
- [Data and Information](#)
- [Reimbursement Requests](#)
- [Project Summary](#)
- [LEA Document Library](#)
- [Address Book](#)
- [TDOE Resources](#)
- [Help for Current Page](#)
- [Contact TDOE](#)
- [ePlan Sign Out](#)

McKinney, Hannah

Production

Session Timeout
00:29:09

Budget Detail

Washington County (900) Public District - FY 2022 - Epidemiology & Laboratory Capacity (ELC) - Rev 2 - Epidemiology & Laboratory Capacity (ELC)

[Return](#)

Filtering - 6 out of 26 Budget Details match selected filters [Show All / Clear All](#)

Account Number	Line Item Number	Location Code	Tags	Narrative
72130 - Other Student ...	All	All	No Options Selected	No Options Selected

[Download Budget Data](#)

Items/Page: 10

Budget Detail

Narrative Description

Account Number: 72130 - Other Student Support
Line Item Number: 189 - Other Salaries & Wages
ELC Budget Tags: Nurses
Optional Program Code:
Location Code: Washington County (900)
Quantity:
Cost:
Line Item Total:

To pay for substitute teachers and instructional assistants to support the teachers and instructional assistants who miss work due to COVID-related issues.

Payment will be up to \$100 per day depending on the teacher or instructional assistant payscale for 1530 subrequests due to COVID issues

Teachers and Instructional assistants will communicate with nurses, and the nurses would assist in communication with the principals in the reason for absence in connection with COVID.

REVISION 4-14-22 \$153,000 - \$4373.00 = \$148,627

Account Number: 72130 - Other Student Support
Line Item Number: 201 - Social Security
ELC Budget Tags: Nurses
Optional Program Code:
Location Code: Washington County (900)
Quantity:
Cost:
Line Item Total:

Substitute Teachers and Substitute Instructional Assistants that cover Teachers and Instructional Assistant who are absent due to COVID issues.

Social Security
6.2%
\$153,000 x 6.2% = \$9486.00

Account Number: 72130 - Other Student Support
Line Item Number: 212 - Employer Medicare
ELC Budget Tags: Nurses
Optional Program Code:
Location Code: Washington County (900)
Quantity:
Cost:
Line Item Total:

Substitute Teachers and Substitute Instructional Assistants cover Teachers and instructional assistants who are absent due to COVID issues.

Medicare
1.45%
\$153,000 x 1.45% = \$2218.50

Account Number: 72130 - Other Student Support
Line Item Number: 399 - Other Contracted Services
ELC Budget Tags: Existing mass testing programs or s...

Frontier Health is a contractual partner with Washington County Schools with other student support services. In addition, the district will contract up to seven mental health professionals (social and emotional assistance with direct counseling). These professionals will support any student in need who is suffering from mental health in response to the pandemic, including signs of anxiety, depression, suicidal thoughts, and other associated risk factors.

Budget Detail	Narrative Description
<p>Location Code: Washington County (900)</p> <p>Quantity: <input type="text" value="1.00"/></p> <p>Cost: <input type="text" value="\$280,000.00"/></p> <p>Line Item Total: <input type="text" value="\$280,000.00"/></p> <p>Account Number: 72130 - Other Student Support</p> <p>Line Item Number: 499 - Other Supplies and Materials</p> <p>ELC Budget Tags: Nurses</p> <p>Optional Program Code:</p> <p>Location Code: Washington County (900)</p> <p>Quantity: <input type="text" value="1.00"/></p> <p>Cost: <input type="text" value="\$49,500.00"/></p> <p>Line Item Total: <input type="text" value="\$49,500.00"/></p> <p>Account Number: 72130 - Other Student Support</p> <p>Line Item Number: 499 - Other Supplies and Materials</p> <p>ELC Budget Tags: Nurses</p> <p>Optional Program Code:</p> <p>Location Code: Washington County (900)</p> <p>Quantity: <input type="text" value="1.00"/></p> <p>Cost: <input type="text" value="\$7,500.00"/></p> <p>Line Item Total: <input type="text" value="\$7,500.00"/></p>	<p>The district supports students with Social and Emotional needs. COVID-19 has increased anxiety in students with the fear that is attached to contracting the COVID virus. To assist younger students to remain calm during COVID test screenings and evaluate students who are symptomatic, the purchase of calming sensor cocoons and sensor bubble tubes will diffuse the emotional stress.</p> <p>Educational supplies and materials for the Floating Nurse. The materials will be in connection with the COVID-19 response. For district-wide elementary-age students:</p> <p>Oh, The Things You Can Do That Are Good For you: All About Staying Healthy (Cat in the Hat's Learning Library)</p> <p>Hand Washing Glitter Bug, glitter bug powder, and lotion</p>

Session Timeout
00:29:09

Total for filtered Budget Details:	<input type="text" value="\$497,331.50"/>
Total for all other Budget Details:	<input type="text" value="\$924,413.98"/>
Total for all Budget Details:	<input type="text" value="\$1,421,745.48"/>
Adjusted Allocation:	<input type="text" value="\$1,421,745.48"/>
Remaining:	<input type="text" value="\$0.00"/>

[Return](#)

PURCHASING DEPARTMENT
WASHINGTON COUNTY BOARD OF EDUCATION

FEDERAL PROJECTS FUND
 PURCHASE ORDER

Purchase Order **34316**

Date Issued **4-19-22**

Appropriation No. **142E 71100 429934**

Dept. **ESSER 2.0**

School **11 schools**

Twana McKinney

TO **Generation Genious, Inc**
14022 Ventura Blvd #2026
Sherman Oaks, CA 91403

NOTICE TO VENDOR

1. Purchase order number **MUST** appear on all invoices submitted for payment.

2. Mail **TWO** copies of your invoice promptly to:

Washington County Board of Education

405 West College Street

Jonesborough, Tennessee 37659

Telephone (423) 753-1105

Deliver to **FB, SS, GV, RV, SC, WV, LAMAR,**

Address **Gray, JMS, BCE, University**

Via _____ on or before _____

Articles on this order must be charged to account of _____

ITEM NO.	ARTICLES OR SERVICES	CODE	QUANTITY & UNIT	UNIT PRICE	TOTAL
	(Unless otherwise stated all prices F.O.B. Destination)				
	10 schools 1 year			995-	9950-
	1 New School 1 year			1295-	1295-
	Discount			(1124)	(1124)
	*Sole Source letter attached				
GRAND TOTAL - INCLUDING ALL ATTACHED PAGES					10,121-

SUBJECT TO THE FOLLOWING CONDITIONS

1. All packages, cartons or other containers must be plainly marked with the purchase order number.
2. The right is reserved to purchase in the open market and to charge the difference to the Vendor in the event that deliveries are not made at the time specified in the bid and on this order.
3. Whenever a delivery is rejected, the Vendor shall be notified and be given the reason for the rejection. All rejected deliveries shall be held at the Vendor's risk and he shall bear the expense of removal.
4. No changes in or cancellations of this purchase order shall be recognized by the Vendor unless authorized by special form issued by the Purchasing Agent.
5. Acceptance of this order includes acceptance of all terms, prices, delivery, instructions, specifications and conditions stated.
6. The county is not liable for Federal excise tax or state sales tax.
7. Each shipment and/or each purchase order should be covered by separate invoice.

IMPORTANT: INVOICES AND PACKAGES MUST BEAR PURCHASE ORDER NUMBER

VENDOR'S COPY

There is an otherwise unincumbered balance to the credit of the proper appropriation, allotment or fund to meet the expenditure covered by this purchase.

[Signature]

Authorized Signature

APPROVED:

[Signature]

Purchasing Agent

Generation Genius, Inc.

14622 Ventura Blvd #2026,
Sherman Oaks, CA 91403
contact@generationgenius.com
Phone: (866) 936-5564
EIN: 82-2184201

QUOTE: 147557

Date: 04/19/2022

TO:

Twana McKinney
Washington County Schools
405 W College Street
Jonesborough, TN 37659

FOR:

Generation Genius Videos & Lessons
District (Science Only) Plan License

DESCRIPTION	YEARS	RATE	AMOUNT
10 School (Science Only) Licenses for educational streaming video subscription to Generation Genius. Includes videos, lesson plans, teacher guides, discussion questions, vocabulary, quizzes, and English / Spanish subtitles.	1	\$995.00	\$9,950.00
1 New School (Science-Only)	1	\$1295	\$1295
District Volume Discount – 10%			(\$1124.00)
		Total	\$10,121.00

2022-23 Renewal Quote for Washington County Schools

This quote is valid for thirty (30) days. To subscribe to our service please submit a PO via email (Order@GenerationGenius.com), Fax (707-312-8176), or mail to the address above. Thank you.

SOLE SOURCE AFFIDAVIT

Before me, the undersigned official, on this day, personally appeared Andrea Bogardus, a person known to me to be the person whose signature appears below, whom after being duly sworn upon his oath deposed and said:

- 1. My name is Andrea Bogardus, I am over the age of 18, have never been convicted of a crime and being competent to make the affidavit.
- 2. I am an authorized representative of the following company or firm:
Generation Genius, Inc.
- 3. The above named company or firm is the sole source of the following item(s), and no other company or firm in the United States of America sells or distributes the product(s) listed below:
Generation Genius videos and lessons.
- 4. Competition in providing the above named item(s) or product is precluded by the existence of a patent, copyright, secret process, or monopoly.
- 5. There is/are no other like item(s) or product(s) available for purchase that would serve the same purpose or function and there is only one price for the above name item(s) or product(s) because of exclusive distribution or marketing rights.

Andrea Bogardus
Signature of Authorized Official


Educator Support
Title of Authorized Signature

Company: Generation Genius, Inc.
 Address: 14622 Ventura Blvd. #2026
 City, State, and Zip: Sherman Oaks, CA 91403
 Telephone Number: 866-936-5564 Fax: 707-312-8176
 Email Address: contact@generationgenius.com
 Contact Person: Andrea Bogardus

"NOTARY PUBLIC USE ONLY"

Affidavit will be valid up to two (2) years from date subscribed and sworn.

SUBSCRIBED AND SWORN to before me on this 17th day of January, 2020



Stephanie Aulenbacher
Notary Public Signature

Print Name: Stephanie Aulenbacher

My Commission Expires: 6/22/2021

Project 9324



Add Budget Detail

<< First < Previous | 1 | Next > Last >> Items 1-14 out of 14

for

Budget Detail

Narrative Description

ePlan Home
Search
Logout
Planning
Funding
Data and Information
Reimbursement
Project Summary
LEA Document Library
Address Book
IDOE Resources
Help for Current Page
Contact IDOE
ePlan Sign Out

Budget Detail

Washington County (900) Public District - FY 2022 - Elementary and Secondary School Emergency Relief (ESSER) 2.0 - Rev 3 - Elementary and Secondary School Emergency Relief (ESSER) 2.0

Total Contributing to Indirect Cost:
 Indirect Cost Rate:
 Maximum Allowed for Indirect Cost:
 All

71100 - Regular Instru... All
 No Options Selected
 No Options Selected
 No Options Selected

Download Subject List

Add Budget Detail

<< First < Previous | 1 | Next > Last >> Items 1-14 out of 14

ItemsPage 25

McKinney Manual
Production about 03-29-18

Section Timeout 00:20:18

Budget Detail

Narrative Description

Account: 71100 - Regular Instruction Program
 Line Item: 195 - Certified Substitute Teachers
 Focus Area: Conducting Other Necessary Activ...
 School Type: Traditional Public School
 Optional Program Code: Boyd
 Location: Washington County (900)
 Quantity:
 Cost:
 Total:
 Account: 71100 - Regular Instruction Program
 Line Item: 201 - Social Security
 Focus Area: Conducting Other Necessary Activ...
 School Type: Traditional Public School
 Optional Program Code: Boyd
 Location: Washington County (900)
 Quantity:
 Cost:
 Total:
 Line Item: 212 - Employer Medicare
 Focus Area: Conducting Other Necessary Activ...
 School Type: Traditional Public School
 Optional Program Code: Boyd
 Location: Washington County (900)

Questions for the COVID-19 Sick Leave Request: Dark Background of pad lock will not be available to an employee if the employee is unable to work because the employee
 1. Is subject to a federal, state, or local quarantine or isolation order,
 2. Is experiencing symptoms associated with COVID-19 and is seeking a medical diagnosis,
 3. Is waiting for the results of a COVID-19 test,
 4. Has a minor dependent child who is quarantined or has been diagnosed with COVID-19.
 This will be for 3 days. If approved, this will be reimbursed to the district from August 2, 2021 and until the end of the school year (May 2022). ESSER 1.0 will have an additional 7 days.

Social Security for substitute teachers

Medicare for substitute teachers

Add Budget Detail

<< First < Previous | 1 | Next > Last >> Items 1-14 out of 14

for

Budget Detail

Narrative Description

Line Item Total:
 Account: 71100 - Regular Instruction Program
 Line Item: 429 - Instructional Supplies & Materials
 Focus Area: Purchasing Education Technology
 School Type: Traditional Public School
 Optional Program Code: McKinney
 Location: Washington County (900)
 Quantity:
 Cost:
 Total:
 Account: 71100 - Regular Instruction Program
 Line Item: 429 - Instructional Supplies & Materials
 Focus Area: Addressing Learning Loss, Coordinat...
 School Type: Traditional Public School
 Optional Program Code: McKinney
 Location: Washington County (900)
 Quantity:
 Cost:
 Total:
 Account: 71100 - Regular Instruction Program
 Line Item: 429 - Instructional Supplies & Materials
 Focus Area: Addressing Learning Loss, Coordinat...
 School Type: Traditional Public School
 Optional Program Code: McKinney
 Location: Washington County (900)
 Quantity:
 Cost:
 Total:
 Account: 71100 - Regular Instruction Program
 Line Item: 429 - Instructional Supplies & Materials
 Focus Area: Conducting Other Necessary Activ...
 School Type: Traditional Public School
 Optional Program Code: McKinney
 Location: Washington County (900)
 Quantity:
 Cost:
 Total:

340 Projects - continue existing connectivity

Social Studies 3-8 Resources (Collapsable Worksheets)

Music School Science Resources

Classroom lab materials and supplies
Google Slides, Smartboard and goggles for science

Focus Area: Assessing Learning Loss Continuum
School Type: Traditional Public School
Optional Program Code: Hayes/McKays
Location: Washington County (900)
Quantity: 1.00
Cost: \$220,000.00
Line Item Total: \$220,000.00

Account Number: 71100 - Regular Instruction Program
Line Item Number: 471 - Software
Focus Area: Purchasing Education Technology
School Type: Traditional Public School
Optional Program Code: Hayes/McKays
Location: Washington County (900)
Quantity: 1.00
Cost: \$378,090.50
Line Item Total: \$378,090.50

Account Number: 71100 - Regular Instruction Program
Line Item Number: 471 - Software
Focus Area: Purchasing Education Technology
School Type: Traditional Public School
Optional Program Code: Hayes
Location: Washington County (900)
Quantity: 1.00
Cost: \$82,697.23
Line Item Total: \$82,697.23

Account Number: 71100 - Regular Instruction Program
Line Item Number: 471 - Software
Focus Area: Purchasing Education Technology
School Type: Traditional Public School
Optional Program Code: Hayes
Location: Washington County (900)
Quantity: 1.00
Cost: \$57,975.00
Line Item Total: \$57,975.00

Account Number: 71100 - Regular Instruction Program
Line Item Number: 471 - Software
Focus Area: Purchasing Education Technology
School Type: Traditional Public School
Optional Program Code: Hayes
Location: Washington County (900)
Quantity: 1.00
Cost: \$57,975.00
Line Item Total: \$57,975.00

Location: Washington County (900)
Quantity: 1.00
Cost: \$28,350.00
Line Item Total: \$28,350.00

Account Number: 71100 - Regular Instruction Program
Line Item Number: 471 - Software
Focus Area: Purchasing Education Technology
School Type: Traditional Public School
Optional Program Code: Hayes
Location: Washington County (900)
Quantity: 1.00
Cost: \$11,700.00
Line Item Total: \$11,700.00

Account Number: 71100 - Regular Instruction Program
Line Item Number: 471 - Software
Focus Area: Purchasing Education Technology
School Type: Traditional Public School
Optional Program Code: Hayes
Location: Washington County (900)
Quantity: 1.00
Cost: \$11,000.00
Line Item Total: \$11,000.00

Account Number: 71100 - Regular Instruction Program
Line Item Number: 471 - Software
Focus Area: Purchasing Education Technology
School Type: Traditional Public School
Optional Program Code: Hayes
Location: Washington County (900)
Quantity: 1.00
Cost: \$51,000.00
Line Item Total: \$51,000.00

Account Number: 71100 - Regular Instruction Program
Line Item Number: 471 - Software
Focus Area: Purchasing Education Technology
School Type: Traditional Public School
Optional Program Code: Hayes
Location: Washington County (900)
Quantity: 1.00
Cost: \$57,975.00
Line Item Total: \$57,975.00

Total for Renewed Budget Details: \$1,320,109.26
Total for all other Budget Details: \$2,050,597.58
Total for all Budget Details: \$4,197,697.23
Adjusted Allocation: \$4,179,697.23
Remaining: (\$18,000.00)

PURCHASING DEPARTMENT
WASHINGTON COUNTY BOARD OF EDUCATION

Purchase Order **No 5462**

Date Issued **4/11/2022**

Appropriation No. **71300-730**

Dept. **CTE**

School **DCAS**

PURCHASE ORDER

TO **Grainger**

Deliver to **David Crickett**

Address **ATTN: Jordan Harris**

Articles on this order must be charged to account of

NOTICE TO VENDOR

1. Purchase order **MUST** bear two signatures in order to be valid.
2. Purchase order number **MUST** appear on all invoices submitted for payment.
3. Mail **TWO** copies of your invoice promptly to:

Washington County Board of Education
405 West College Street
Jonesborough, TN 37659
Telephone (423) 753-1105

ARTICLES OR SERVICES (Unless otherwise stated all prices F.O.B. Destination)	CODE	QUANTITY & UNIT	UNIT PRICE	TOTAL
Inverter		6	\$3497.00	\$20982.00
Aspect 230 twigweed		3	\$9381.26	\$29214.78
Pipefab		1		\$23158.99
★ Purchasing COOP.				
GRAND TOTAL - INCLUDING ALL ATTACHED PAGES				\$73356.31

SUBJECT TO THE FOLLOWING CONDITIONS

1. All packages, cartons or other containers must be plainly marked with the purchase order number.
2. The right is reserved to purchase in the open market and to charge the difference to the Vendor in the event that deliveries are not made at the time specified in the bid and on this order.
3. Whenever a delivery is rejected, the Vendor shall be notified and be given the reason for the rejection. All rejected deliveries shall be held at the Vendor's risk and he shall bear the expense of removal.
4. Acceptance of this order includes acceptance of all terms, prices, delivery, instructions, specifications and conditions stated.
5. The county is not liable for Federal excise tax or state sales tax.
6. Each shipment and/or each purchase order should be covered by separate invoice.

IMPORTANT: INVOICES AND PACKAGES MUST BEAR PURCHASE ORDER NUMBER

VENDOR'S COPY

There is an otherwise unincumbered balance to the credit of the proper appropriation, allotment or fund to meet the expenditure covered by this purchase.

Authorized Signature

APPROVED:

Purchasing Agent



To :
 WASHINGTON COUNTY SCHOOLS
 405 W COLLEGE ST
 JONESBOROUGH TN 37659-1009

Customer Quote

Granger Account Number	876087313
Granger Quote Number	46658843
Customer Job Number	2018.000207
Contract Number	4/11/2022
Date	Nate Nevala
Granger Representative	763-232-0245
Phone number	nate.nevala@grainger.com
Fax Number	
Email	
Granger Tax ID	36-1150280
Contract Name	University of California

Item #	Description	Mfr Name	Model #	Catalog Page	Qty	\$ Quote	Extended Price	Quote Start Date	Quote Exp Date
12C061	LINCOLN Invertec V275-S Stick Weldt LINCOLN ELECTRIC Country of Origin: USA		K4868-1		6	\$3,497.10	\$20,982.60	---	---
61UY17	LINCOLN Aspect 230 AC/DC TIG Weld LINCOLN ELECTRIC Country of Origin: USA		K4342-1		3	\$9,738.26	\$29,214.78	4/11/2022	8/31/2022
61UY01	LINCOLN Pipefab Multiprocess Welde LINCOLN ELECTRIC Country of Origin: USA		K3734-1		1	\$23,158.99	\$23,158.99	4/11/2022	8/31/2022
TOTAL:							\$73,356.37		

"---" Price quoted is either your earned price or contract price. This price may be subject to change without notice.
 All orders are subject to the terms and conditions in your current contract with Grainger or to Grainger's current Terms of Sale as set forth on Grainger.com

THANK YOU!
 Visit us at grainger.com

© 2022 W.W.Grainger, Inc.



Maintenance, Repair, and Operations (MRO) Supplies and Related Services

Lead Agency: University of California

Solicitation: RFP-MRO-UCSystemWide-Jan312018

RFP Issued: January 31st, 2018

Pre-Proposal Date: February 5th, 2018 at 9:00am PST

Response Due Date: March 17th, 2018

Proposals Received: 9

Awarded to: W.W. Grainger Inc.

The University of California issued RFP RFP-MRO-UCSystemWide-Jan312018 on January 31st, 2018, to establish a national cooperative contract for maintenance, repair, and operations (MRO) supplies and related services.

The solicitation included cooperative purchasing language in Section 1. Introduction, Background and Intent states:

“University of California Office of the President (UCOP) (herein “Principal Procurement Agency” on behalf of itself, California State University (CSU), California Community Colleges (CCC) represented by Foundation for California Community Colleges (FCCC) and all states, local governments, school districts, and higher education institutions in the United States of America, and other government agencies and nonprofit organizations (herein “Participating Public Agencies”) is soliciting proposals from qualified Suppliers to enter into a Master Agreement for a complete line of Maintenance, Repair and Operating (MRO) Supplies & Related Products and Services (herein “Products and Services”). Moving forward, all three organizations UC, CSU, CCC will be referenced as California Higher Education Strategic Sourcing (CHESS).”

Notice of the solicitation was sent to potential offerors, as well as advertised in the following:

- Arizona Business Gazette
- Daily Journal of Commerce OR
- Deseret News
- Helena Independent Record
- Honolulu Star Advertiser
- Houston Community Papers
- Las Vegas Journal Review
- Media Planning
- New Jersey Herald
- Richmond Times
- San Bernardino Sun
- Seattle Daily Journal of Commerce
- The Advocate (New Orleans)
- The Herald News
- The State
- Times Union (Albany)
- USA Today
- The Salt Lake Tribune
-

On March 17th, 2018 proposals were received from the following offerors:

- CED – Consolidated Electrical Distributors Inc. DBA All-Phase Electric Supply
- Home Depot
- Ferguson
- McMaster-Carr
- WESCO Distribution, Inc.

- HD Supply Facilities Maintenance, Ltd.
- W.W. Grainger, Inc.
- Fastenal
- Pacific Plumbing Specialties
- Glory Supply, Inc.
- Bridgemore Inc.
- Clarvan Inc.
- Pacific Ink, Inc.
- Echelon Distribution LLC.

The proposals were evaluated by an evaluation committee. Using the evaluation criteria established in the RFP, the committee elected to enter into negotiations with W.W. Grainger and proceeding with contract award upon successful completion of negotiations.

The University of California, National IPA, and W.W. Grainger, Inc. successfully negotiated a contract and executed the agreement with a contract effective date of July 1st, 2018.

Contract Highlights:

A national MRO supplier offering discounts ranging from 5% to 35% across 31 different categories along with growth, green product, E-commerce, green product, last mile, national sales, and customized incentive programs.

Contract includes:

- Category Discounts ranging from 5% to 35% off catalog prices
- Two Market Baskets:
 - National Market Basket of 1300+ items
 - Site Specific Market Basket OF 1000+ items
- Freight: FOB Destination, freight prepaid and allowed
- Annual Growth Incentive of 1% on 10%< prior year sales. 2% on 20%< prior year sales.
- E-commerce Rebate: 1% on 50%-74% sales through ecommerce. 2% on 75%< through ecommerce
- Grainger Choice – 1% incentive paid on all Grainger Choice purchases if a minimum of 25% is met for total sales.
- Green product Incentive: 1% incentive paid on all Certified Grainger Green Product purchases if a minimum of 20% is met for total sales.
- Last mile: 0.25% incentive will be paid on all qualified Participating Agency total.
- Payment Terms. N30 or Virtual/Ghost Card Net.
- National Sales Incentive: \$200M total sales 1% added base discount (total 4%). \$400M added 1% (total 5%)
- Customized contract incentives: Ability to provide each participating Entity customized contract offer.

Term:

Initial five-year agreement from July 1, 2018 through June 30, 2023 with the option to renew for two (2) additional one-year periods through June 30, 2025.

Pricing/Discount:

Discount of 5% to 35% off catalog prices.

National IPA Web Landing Page:

<http://www.nationalipa.org/Vendors/Pages/Grainger.aspx#tabs-contract>



Maintenance Repair and Operations (MRO) Supplies, Parts, Equipment, Materials, and Related Services.
Executive Summary

Lead Agency: Tucson, AZ

Solicitation: 192163

RFP Issued: March 8, 2019

Pre-Proposal Date: March 27, 2019

Response Due Date: April 11, 2019

Proposals Received: 10

Awarded to: W.W. Grainger, Inc.

The City of Tucson, AZ Business Services Department, Shared Services - Procurement issued RFP #192163 on March 8, 2019, to establish a national cooperative contract for Maintenance Repair and Operations (MRO) Supplies, Parts, Equipment, Materials, and Related Services.

The solicitation included cooperative purchasing language in the Introduction and Special Terms and Conditions Sections:

COOPERATIVE PURCHASING: Any Contract resulting from this solicitation shall be for the use of the City of Tucson. In addition, public and nonprofit agencies that have registered with OMNIA Partners or entered into a Cooperative Purchasing Agreement with the City of Tucson's Department of Procurement are eligible to participate in any subsequent Contract. See http://www.tucsonprocurement.com/coop_partners.aspx and click on Cooperatives for a list of the public and nonprofit agencies that have currently entered into Cooperative Purchasing Agreements with the City of Tucson. Additionally, this contract is eligible for use by the Strategic Alliance for Volume Expenditures (SAVE) cooperative. See <http://www.mesaaz.gov/home/showdocument?id=23638> for a listing of participating agencies. The parties agree that these lists are subject to change.

Any orders placed to, or services required from, the successful Contractor(s) will be requested by each participating agency. Payment for purchases made under this agreement will be the sole responsibility of each participating agency. The Contractor may negotiate additional expenses incurred as a result of participating agencies' usage of this contract (i.e., freight charges, travel related expenses, etc.). The City shall not be responsible for any disputes arising out of transactions made by others.

The Contractor(s) will provide an electronic copy of the complete Contract to the City of Tucson Department of Procurement upon receipt of the Notice of Intent to Award. At the City's request, the successful Contractor(s) may also be requested to provide an electronic copy of the complete Contract to a participating agency.

Notice of the solicitation was sent to potential offerors, as well as advertised in the following:

- City of Tucson, AZ website
- OMNIA Partners, Public Sector website
- USA Today, nationwide
- Arizona Business Gazette, AZ
- San Bernardino Sun, CA
- Honolulu Star-Advertiser, HI

- The Advocate – New Orleans, LA
- New Jersey Herald, NJ
- Times Union, NY
- Daily Journal of Commerce, OR
- The State, SC
- Houston Community Newspapers, Cy Creek Mirror, TX
- Deseret News, UT
- Richmond Times, VA
- Seattle Daily Journal of Commerce, WA
- Helena Independent Record, MT
- The Herald-News, IL
- Las Vegas Review Journal, NV

On April 11, 2019 proposals were received from the following offerors:

- AGS Safety & Supply
- Arizona Commercial Lighting
- Best Plumbing Specialties Inc.
- Copper State
- Graybar
- NCS – Single Source
- Partsmaster
- Supply One
- United Laboratories

The proposals were evaluated by an evaluation committee. Using the evaluation criteria established in the RFP, the committee elected to enter into negotiations with W.W. Grainger, Inc. and proceeding with contract award upon successful completion of negotiations.

The City of Tucson, OMNIA Partners, Public Sector and W.W. Grainger, Inc. successfully negotiated a contract, and the City of Tucson executed the agreement with a contract effective date of July 1, 2019.

Contract includes:

Abrasives, adhesives, sealants, tape, cleaning, electrical, electronics, appliances, batteries, fasteners, fleet, vehicle maintenance, furniture, hospitality, food service, hand tools, hardware, HVAC/refrigeration, lab supplies, lighting, lubrication, material handling, motors, office supplies, outdoor equipment, paint, equipment and supplies, plumbing, pneumatics, power tools, power transmission, pumps, safety, security, test instruments, welding and HVAC filters.

Term:

Initial term from July 1, 2019 through December 31, 2022 with the option to renew for two (2) additional one-year periods through December 31, 2024.

Pricing/Discount:

Discounts range from 5-40% off designated categories.

OMNIA Partners, Public Sector Web Landing Pages:

<https://www.omniapartners.com/publicsector/contracts/supplier-contracts/granger>

5. **Other/Value Add**

- a. Describe any government rebate or government incentive programs applicable

Grainger Incentive Program

Grainger is committed to offering incentives and rebates to all aspects of Public Agency use. Below are the newly enhanced incentive programs being offered through this contract.

Grainger provides incentives to City of Tucson/OMNIA Members that:

- 1) Affiliate to this contract
- 2) Purchase more than \$250,000 annually under the Agreement from Grainger,
- 3) Grow purchases under the Agreement and/or
- 4) Purchase more than 50% of spend via a Grainger approved ecommerce channel

These incentives are explained below:

Administrative Fee on Spend of More than \$250,000: Grainger will provide the City of Tucson/OMNIA members that purchase more than \$250,000 from Grainger in a contract year with a Direct Sales Administrative Fee ("DSAF") of Two Percent (2%). The 2% fee shall be on all net annual spend by a Member.

Incentive Growth: Grainger will provide the City of Tucson/OMNIA Members an incentive fee tied to annual incremental purchase growth. If the Member increases its net annual spend from Grainger, as compared to the previous contract year, Grainger will pay a 5% fee on the incremental growth.

eCommerce Incentive: Grainger will provide the City of Tucson/OMNIA members that purchase more than a 50% of spend from Grainger through a Grainger approved ecommerce channel with a 2% ecommerce incentive fee (ecommerce Incentive Fee) paid annually on all ecommerce spend for the contract year.

Reporting and Payment: Payment of the rebate, along with a supporting report, will be issued to Public Participating Agencies within 90 days of the close of the current contract year. Grainger will work with OMNIA Partners on the distribution of the funds.

Net Annual Spend Defined: Net Annual Spend is calculated for the contract year and is defined as the total invoice price of all contract year purchases less:

1. Refunds
2. Credits on returns
3. Discounts
4. The monies paid on any purchases pursuant to the Grainger Distributor Alliance Program

PURCHASING DEPARTMENT
WASHINGTON COUNTY BOARD OF EDUCATION

Purchase Order **№ 4061**

Date Issued **4/28/2022**

Appropriation No. **72250399**

Dept. **Technology**

School **System-wide**

PURCHASE ORDER

TO **Aristotle Insight Renewal**

Deliver to **WCDE - C. Fullbright**

Address

Via

Articles on this order must be charged to account of

NOTICE TO VENDOR

1. Purchase order **MUST** bear two signatures in order to be valid.
2. Purchase order number **MUST** appear on all invoices submitted for payment.
3. Mail **TWO** copies of your invoice promptly to:

Washington County Board of Education
405 West College Street
Jonesborough, TN 37659
Telephone (423) 753-1105

ARTICLES OR SERVICES (Unless otherwise stated all prices F.O.B. Destination)	CODE	QUANTITY & UNIT	UNIT PRICE	TOTAL
One Year - License 5/1/22 - 5/1/23 Includes: Updates Phone Support Hardware Support + Warr. Customer Success Program 2,500 - Chromebook Conn. incl. iPad Conn. incl.		1		\$11,283.08
GRAND TOTAL - INCLUDING ALL ATTACHED PAGES				\$11,283.08

SUBJECT TO THE FOLLOWING CONDITIONS

1. All packages, cartons or other containers must be plainly marked with the purchase order number.
2. The right is reserved to purchase in the open market and to charge the difference to the Vendor in the event that deliveries are not made at the time specified in the bid and on this order.
3. Whenever a delivery is rejected, the Vendor shall be notified and be given the reason for the rejection. All rejected deliveries shall be held at the Vendor's risk and he shall bear the expense of removal.
4. Acceptance of this order includes acceptance of all terms, prices, delivery, instructions, specifications and conditions stated.
5. The county is not liable for Federal excise tax or state sales tax.
6. Each shipment and/or each purchase order should be covered by separate invoice.

IMPORTANT: INVOICES AND PACKAGES MUST BEAR PURCHASE ORDER NUMBER


VENDOR'S COPY

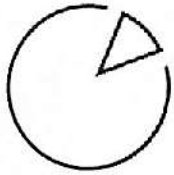
There is an otherwise unincumbered balance to the credit of the proper appropriation, allotment or fund to meet the expenditure covered by this purchase.

Authorized Signature

APPROVED:

Purchasing Agent





Invoice

AristotleInsight

Date: 3/17/2022
Invoice #: 031722-A
Ref/PO #: _____

Payment Due Date: 5/1/2022

Remit To:

Sergeant Laboratories, Inc
560 Lester Ave
Onalaska, WI 54650

Matt Vande Slunt
(608)788-9143
mvandeslunt@provecompliance.com

For:

Washington County Schools
405 W College St
Jonesborough, TN 37659

Warren Lewis
(423)483-5339
lewisw@wcde.org

Salesperson	Ship Method	Shipping Terms	Payment Terms	Due Date
		N/A	Fixed	5/1/2022

Qty	Description	Line Total
1	One-Year AristotleK12™ License 5/1/22 – 5/1/23 Includes: -Updates -Phone Support -Hardware Support & Warranty -Customer Success Program	11,283.08
	PC/Mac Connections	
2,500	Chromebook Connections	Included
	Ipad Connections	

Subtotal	\$11,283.08
Sales Tax	Paid by Customer
Total	\$11,283.08

Any amounts payable by Licensee hereunder that remain unpaid after the due date shall be subject to a late charge equal to the lesser of the maximum amount permissible by law or 1.5% per month from the due date until such amount is paid.

Thank you for your business!

PURCHASING DEPARTMENT
WASHINGTON COUNTY BOARD OF EDUCATION

Purchase Order **No 4055**

Date Issued **5/2/2022**

Appropriation No. **72250399**

Dept. **Technology**

School **System-wide**

PURCHASE ORDER

TO **Nearpod Renewal**

Deliver to **WCDE - C. Fullbright**

Address

Via

Articles on this order must be charged to account of

NOTICE TO VENDOR

1. Purchase order **MUST** bear two signatures in order to be valid.
2. Purchase order number **MUST** appear on all invoices submitted for payment.
3. Mail **TWO** copies of your invoice promptly to:

Washington County Board of Education
 405 West College Street
 Jonesborough, TN 37659
 Telephone (423) 753-1105

ARTICLES OR SERVICES (Unless otherwise stated all prices F.O.B. Destination)	CODE	QUANTITY & UNIT	UNIT PRICE	TOTAL
<p>Nearpod Premium Plus- District : Valid thru : 05/01/2022 - 04/30/2023</p> <p>*Quote Att.* *tax exempt Att.*</p>		2,500 Students	<p>Volume List Price \$19,325.00</p> <p>Discount \$3,275.00</p>	\$16,050.00
GRAND TOTAL - INCLUDING ALL ATTACHED PAGES				\$16,050.00

SUBJECT TO THE FOLLOWING CONDITIONS

1. All packages, cartons or other containers must be plainly marked with the purchase order number.
2. The right is reserved to purchase in the open market and to charge the difference to the Vendor in the event that deliveries are not made at the time specified in the bid and on this order.
3. Whenever a delivery is rejected, the Vendor shall be notified and be given the reason for the rejection. All rejected deliveries shall be held at the Vendor's risk and he shall bear the expense of removal.
4. Acceptance of this order includes acceptance of all terms, prices, delivery, instructions, specifications and conditions stated.
5. The county is not liable for Federal excise tax or state sales tax.
6. Each shipment and/or each purchase order should be covered by separate invoice.

IMPORTANT: INVOICES AND PACKAGES MUST BEAR PURCHASE ORDER NUMBER

Handwritten signature

VENDOR'S COPY

There is an otherwise unincumbered balance to the credit of the proper appropriation, allotment or fund to meet the expenditure covered by this purchase.

Authorized Signature

APPROVED:

Purchasing Agent



Quote ID: 156193

Sales Order For:

Curtis Fullbright
 WASHINGTON COUNTY
 405 W COLLEGE ST
 JONESBOROUGH, Tennessee 37659
 UNITED STATES

Nearpod Contact:

Jacqueline Shapiro
 1855 Griffin Rd. Suite A-290
 Dania Beach, FL 33004

If you are a Tax-Exempt Customer, please include your Sales Tax-Exempt Certificate with signed documents/proof of payment. Otherwise, applicable tax will be included in your invoice.

Purchase Orders should be addressed to:
 Nearpod Inc.
 1855 Griffin Road A-290
 Dania Beach, FL 33004

Service Start: 05/01/2022

Service End: 04/30/2023

Description	Quantity	Volume List Price	Discount	Total
<p>Nearpod Premium Plus - District:</p> <p>Nearpod Premium Plus, including unlimited access to:</p> <ul style="list-style-type: none"> - Nearpod's lesson, video, and activity creation and delivery platform with 20+ formative assessment and media features - Nearpod Lesson Library with 7,500+ standards-aligned, interactive lessons for all K-12 subject areas, featuring favorite educational brands - Nearpod Video & Activity Library with 5,000+ standards-aligned interactive videos and activities for all K-12 subject areas, 	<p>2500 - Students</p>	<p>\$19,325.00</p>	<p>(\$3,275.00)</p>	<p>\$16,050.00</p>

<p>featuring favorite educational brands, that can be used on their own, or added to Nearpod slides lessons</p> <ul style="list-style-type: none"> - District features including larger class sizes, unlimited storage, School and District shared Libraries, LMS integration, and more - Premium Plus lesson delivery features, including Live Teacher Annotation and Co-Teaching 				
				<p>Total</p> <p>(USD) \$16,050.00</p>

<p>Terms</p> <p>This Sales Order is valid until: Service will run from 05/01/2022 until 04/30/2023, or from when customer is first provided access to the purchased service(s) for a length of time equal to the time between the Start Date and End Date, whichever is later. The agreed upon price for this timeframe is (USD) \$16,050.00.</p> <p>Nearpod price quotes are confidential, unless disclosure is required by subpoena or state law. Education List Pricing is only available for PreK-12 Education customers. Please submit this price quote attachment with your Purchase Order. Tax-exempt customers should include their tax-exempt number on their Purchase Order.</p> <p>This Sales Order covers the Nearpod and/or Flocabulary Services described herein and is governed by the Nearpod Terms and Conditions available online at: https://nearpod.com/terms-conditions, the Nearpod Privacy Policy available online at: https://nearpod.com/privacy-policy, the Flocabulary Terms of Use available online at: https://flocabulary.com/terms-of-use/, and the Flocabulary Privacy Policy available online at: https://flocabulary.com/privacy-policy/, as applicable.</p> <p>Training Policy</p> <p>Training Cancellation Policy Nearpod requests 48 hours notice to cancel or reschedule a confirmed session. If the session is not canceled but no one attends, this session will be considered expired.</p> <p>Minimum Attendance Policy Nearpod requests that at least 10 participants attend a confirmed training session. If there are fewer than 10 participants, the session may be modified and will not be recorded.</p> <p>Free Training Resources Access to daily public webinars, on-demand webinars and how-to resources and videos can be accessed here: http://nearpod.com/resources</p> <p>Customers providing a Purchase Order are required to remit payment within 30 days of invoicing. Otherwise, payment is required within 7 business days. Failure to remit payment may cause a disruption in service. By signing this Agreement, I certify that I am authorized to sign on behalf of the Customer and agree to the Terms and Conditions of this Sales Order and any documents incorporated herein.</p> <p>If you are a Tax-exempt customer, please include your Sales Tax-Exempt Certificate with signed documents/proof of payment. Otherwise, applicable tax will be included in your invoice.</p>
--

Is a PO Required for Purchase? Yes / No

If Yes, please provide PO number below and submit PO with this Sales Order.

If No, please return this Sales Order with Signature below and indicate payment method.

Purchase Order (Net 30):

Please provide PO #: 4055

If PO is not provided, payment is due immediately via Credit Card, Check, ACH, or Wire

Check, ACH or Wire

Credit Card

Please provide email address to receive
secure payment link:

Expiration Date:

Name on card:

Name: CURTIS FULLBRIGHT

Signature: 

Date: 5/5/2022

Tax Exempt #: 62-6000879

Purchase Orders should be addressed to:

Nearpod, Inc
1855 Griffin Rd. Suite A-290
Dania Beach, FL 33004
Email: jacquelines@nearpod.com or FAX: +1 305-655-1999

**Request for Taxpayer
Identification Number and Certification**

Give Form to the requester. Do not send to the IRS.

Go to www.irs.gov/FormW9 for instructions and the latest information.

1 Name (as shown on your income tax return). Name is required on this line; do not leave this line blank.
Nearpod Inc.

2 Business name/disregarded entity name, if different from above

3 Check appropriate box for federal tax classification of the person whose name is entered on line 1. Check only one of the following seven boxes.

Individual/sole proprietor or single-member LLC
 C Corporation
 S Corporation
 Partnership
 Trust/estate
 Limited liability company. Enter the tax classification (C=C corporation, S=S corporation, P=Partnership) ▶ _____
 Note: Check the appropriate box in the line above for the tax classification of the single-member owner. Do not check LLC if the LLC is classified as a single-member LLC that is disregarded from the owner unless the owner of the LLC is another LLC that is not disregarded from the owner for U.S. federal tax purposes. Otherwise, a single-member LLC that is disregarded from the owner should check the appropriate box for the tax classification of its owner.
 Other (see instructions) ▶ _____

4 Exemptions (codes apply only to certain entities, not individuals; see instructions on page 3):
 Exempt payee code (if any) _____
 Exemption from FATCA reporting code (if any) _____
(ASCs to accounts managed outside the U.S.)

5 Address (number, street, and apt. or suite no.) See instructions.
1855 Griffin Road, A290

6 City, state, and ZIP code
Dania Beach, Florida 33004

7 List account number(s) here (optional)

8 Requestor's name and address (optional)

Part I Taxpayer Identification Number (TIN)

Enter your TIN in the appropriate box. The TIN provided must match the name given on line 1 to avoid backup withholding. For individuals, this is generally your social security number (SSN). However, for a resident alien, sole proprietor, or disregarded entity, see the instructions for Part I, later. For other entities, it is your employer identification number (EIN). If you do not have a number, see *How to get a TIN*, later.

Note: If the account is in more than one name, see the instructions for line 1. Also see *What Name and Number To Give the Requestor* for guidelines on whose number to enter.

Social security number

			-			-			
--	--	--	---	--	--	---	--	--	--

 OR
 Employer identification number

4	6	-	0	9	9	3	6	7	9
---	---	---	---	---	---	---	---	---	---

Part II Certification

Under penalties of perjury, I certify that:

- The number shown on this form is my correct taxpayer identification number (or I am waiting for a number to be issued to me); and
- I am not subject to backup withholding because: (a) I am exempt from backup withholding, or (b) I have not been notified by the Internal Revenue Service (IRS) that I am subject to backup withholding as a result of a failure to report all interest or dividends, or (c) the IRS has notified me that I am no longer subject to backup withholding; and
- I am a U.S. citizen or other U.S. person (defined below); and
- The FATCA code(s) entered on this form (if any) indicating that I am exempt from FATCA reporting is correct.

Certification instructions. You must cross out item 2 above if you have been notified by the IRS that you are currently subject to backup withholding because you have failed to report all interest and dividends on your tax return. For real estate transactions, item 2 does not apply. For mortgage interest paid, acquisition or abandonment of secured property, cancellation of debt, contributions to an individual retirement arrangement (IRA), and generally, payments other than interest and dividends, you are not required to sign the certification, but you must provide your correct TIN. See the instructions for Part II, later.

Sign Here Signature of U.S. person ▶ *Severine Veeva x c/o* Date ▶ 1/5/2022

General Instructions

Section references are to the Internal Revenue Code unless otherwise noted.

Future developments. For the latest information about developments related to Form W-9 and its instructions, such as legislation enacted after they were published, go to www.irs.gov/FormW9.

Purpose of Form

An individual or entity (Form W-9 requester) who is required to file an information return with the IRS must obtain your correct taxpayer identification number (TIN) which may be your social security number (SSN), individual taxpayer identification number (ITIN), adoption taxpayer identification number (ATIN), or employer identification number (EIN), to report on an information return the amount paid to you, or other amount reportable on an information return. Examples of information returns include, but are not limited to, the following:

- Form 1099-DIV (interest earned or paid)
- Form 1099-DIV (dividends, including those from stocks or mutual funds)
- Form 1099-MISC (various types of income, prizes, awards, or gross proceeds)
- Form 1099-B (stock or mutual fund sales and certain other transactions by brokers)
- Form 1099-S (proceeds from real estate transactions)
- Form 1099-K (merchant card and third party network transactions)
- Form 1098 (home mortgage interest), 1098-E (student loan interest), 1098-T (tuition)
- Form 1099-C (cancelled debt)
- Form 1099-A (acquisition or abandonment of secured property)

Use Form W-9 only if you are a U.S. person (including a resident alien), to provide your correct TIN.

If you do not return Form W-9 to the requester with a TIN, you might be subject to backup withholding. See *What is backup withholding*, later.

TENNESSEE DEPARTMENT OF REVENUE
NASHVILLE

Employer I.D. # 62-6000899



GOVERNMENT CERTIFICATE OF EXEMPTION

To: Jacqueline Shapiro
NearPod
Vendor

The undersigned hereby certifies that the purchases of tangible personal property or services being made on this certificate of exemption are being made by the State of Tennessee, or a county or municipality within the State of Tennessee, or the Federal Government, or an agency thereof and are for the use of such government or agency.

The undersigned further certifies that the said government or agency is making the purchase direct from the above named vendor, will obtain title or has title to the property immediately when it is delivered, and will use public funds to pay directly to the above named vendor for the tangible personal property or services obtained upon this certificate of exemption.

Name of government or agency Washington County Board of Education

Date: 05/02/2002

Signed: W. Bradford

Title: CFO

MEMORANDUM OF AGREEMENT

- A. Frontier Health and Jonesborough Elementary hereby agree to cooperation in the conduct of Project B.A.S.I.C. at Jonesborough Elementary during the 2022 school year.
- B. By this agreement, both parties understand and affirm that:
1. Project B.A.S.I.C. (Better Attitudes and Skills in Children) is a school-based mental health early intervention and prevention program based on the Pyramid Model framework which seeks to encourage the healthy psychological and social development of elementary school-aged children, with a special focus on children in Kindergarten through third grade. Program activities provided by a Child Development Specialist (CDS) include: mental health education, early identification of mental health concerns, referrals to community service providers, teacher consultation in Pyramid Model practices, and a school climate enhancement project. All Project B.A.S.I.C. services are provided at no charge to service recipients.
 2. Project B.A.S.I.C. is a program of Frontier Health, which assumes responsibility of services and the actions of agency staff assigned to the program.
 3. Project B.A.S.I.C. shall conduct twelve mental health curriculum presentations in each K-3 classroom that promote social-emotional literacy and skills. This service will be provided by the CDS in compliance with accepted educational practice and with regard to the instructional needs of Elementary. These presentations are ideally held in the classroom setting with the teacher present. The CDS is not a teacher and should not be expected to hold a regular spot within the specials rotation.
 4. Project B.A.S.I.C. shall provide support and other educational opportunities to individuals and/or small groups of students in grades K-3 at Jonesborough Elementary in order to assist in developing effective coping skills, to assess for potential Serious Emotional Disturbances (SED), and/or to improve social-emotional skills. The CDS will only provide individual support to a student when the CDS has received a referral for the student and has obtained parent permission. The only exception to this is in the event of a one-time crisis contact. These services shall be provided on the premises of the school.
 5. Project B.A.S.I.C. shall provide individual or group consultation on Pyramid Model practices to the teachers and staff of Jonesborough Elementary in order to increase their ability to more effectively support students who have or at risk of developing an SED. Consultation can be child-focused, providing strategies to assist teachers in supporting individual children with problematic behaviors, or classroom-focused, building teachers' capacity to manage challenging behaviors within the

classroom. The CDS is meant to provide support to teachers and school staff through these consultations in order to increase their skills. Consultation sessions are not meant to evaluate teaching ability.

6. Project B.A.S.I.C. shall provide assessment and referral services for students at Jonesborough Elementary who are referred to the program and are at-risk of developing a Serious Emotional Disturbance (SED) .This service shall be provided on the premise of the school.
7. Protection of the privacy of the individual is an obligation in the conduct of Project B.A.S.I.C. Therefore, transactions between the CDS and individual students, parents, and school staff shall be confidential, except where protection of a child's welfare or orderly operation of the school are at risk, of where statute requires suspension of confidence or where precedence of law or professional ethics permits suspension of confidence.
8. Project B.A.S.I.C. is intended to enhance the school service of Jonesborough Elementary and will not replace existing or future guidance and counseling, special education, student health, or institutional programs.
9. Operation of Project B.A.S.I.C. is funded by a grant through the TN Dept. of Mental Health and Substance Abuse Services and through contract with and is, therefore, subject to the regulations of this contract and limited by the availability of the contract funds.

C. Toward accomplishment of this cooperation, Jonesborough Elementary agrees that:

1. The CDS assigned to Project B.A.S.I.C. will have access to the building and campus of Jonesborough Elementary subject to the same usual regulations for school staff.
2. The staff of Jonesborough Elementary will coordinate scheduling of classroom activities with Project B.A.S.I.C. staff.
3. Teachers of Jonesborough Elementary may refer students for services directly to Project B.A.S.I.C. staff.
4. The initial meeting between the CDS and a student of Elementary requires parental permission, except in the case of an emergency or crisis. If additional meetings between the CDS and student are requested by school staff or the student after a crisis, the student must be referred to the CDS and the CDS must obtain parent permission before additional meetings can occur.
5. Students may be released from class to receive services from Project

B.A.S.I.C. staff at the teacher's discretion.

6. The principal of Jonesborough Elementary may provide Project B.A.S.I.C. staff with information about student grades and attendance after the CDS has obtained parent permission for services, if such information is necessary to assessment of the student's need for services by Project BASIC and the confidentiality of the information is protected.
7. An appropriate location at Jonesborough Elementary including a confidential work space and furnishings, if possible, will be provided for use by the CDS in provision of program services including: individual meetings with students, consultations with teachers/school staff, and other program responsibilities.
8. Project B.A.S.I.C. staff will have access to school telephones to place and receive toll-free calls, provided such use is courteous and reasonable.
9. Project BASIC staff will supply their own materials, but would appreciate the use of school equipment.
10. At the beginning of the school year, the Principal will schedule a time for the CDS to conduct a briefing about Project B.A.S.I.C. for all staff of Jonesborough Elementary. The briefing will include an introduction of the employee assigned to the project, an overview of the Project B.A.S.I.C. program, role and responsibilities of the CDS, program expectations, and an explanation of services to be provided to both students and teachers.

D. Frontier Health (agency name) agrees that:

1. Frontier Health will provide a qualified person as a Child Development Specialist (CDS) to conduct all Project B.A.S.I.C. services at Elementary.
2. Frontier Health will make the CDS available on the premises of _ Elementary at least four days per week except in the case of school holidays, holidays at Jonesborough, meetings or trainings related to Project BASIC, or short-term illness of the CDS.
3. Frontier Health will provide adequate liability insurance coverage for the activities of the CDS (\$1,100,000.00 per occurrence; \$3,000,000.00 maximum). The Washington County Board of Education, Washington County Schools, and their agents and employees will be named additionally insured parties.
4. The CDS shall be responsible to the principal of Jonesborough Elementary for his/her conduct while on campus. Any concerns that arise should be

reported by the principal to the CDS' direct clinical supervisor at _and to the appropriate Regional B.A.S.I.C. Coordinator.

5. The CDS will coordinate delivery of services with the school staff to minimize disruption of usual school procedures and activities.
 6. The CDS will obtain parental permission as necessary to the delivery of services to students.
 7. The agency will provide the CDS with adequate supplies for the conduct of all Project B.A.S.I.C. services.
 8. There exists the possibility of confusion of Project B.A.S.I.C. services with school services because of its location on campus. Therefore, all communications by Frontier Health, the CDS, and other agency staff shall clearly represent Project B.A.S.I.C. as a program of Frontier Health.
 9. All news releases about operation of Project BASIC at Jonesborough Elementary will be submitted to the Principal for review of accuracy prior to publication.
 10. The Executive Director of Frontier Health, his/her designee to coordinate operations of Project BASIC, and the Regional Coordinator for Project B.A.S.I.C. shall monitor the program at Jonesborough Elementary to assure effective, professional operations and shall be available to Elementary to resolve any related conflicts.
- E. This agreement shall be in effect upon signature of the responsible agents of Frontier Health and Jonesborough Elementary or until cancellation. Either party may cancel the agreement after transmission of a written declaration of intent to the other at least 30 days prior to the effective date of cancellation.

President of Frontier Health

Date

Superintendent of Schools

Date

Principal of School

Date

**Memorandum of Understanding
between
Washington County School Board of Education
and
Frontier Health**

This is a Memorandum of Understanding (MOU) between Washington County Board of Education and Frontier Health for the purpose of establishing and maintaining effective working relationships in developing and implementing behavioral health counseling services provided in the school setting. The term of the MOU commences August 1, 2021 and extends through July 31, 2022, but is renewable thereafter by written agreement of both parties. In the event that any one or more provisions of this agreement are deemed null, void, or unachievable due to unforeseen events, the parties shall renegotiate or terminate the remaining provisions of this agreement within 30 days of written notice by either party.

- I. Frontier Health agrees to:
 - A. In accordance with school safety and mental health service needs, Frontier Health will provide a School-Based Behavioral Health Liaison (SBBHL) to provide early intervention, prevention, consultation, assessment, and referral services to David Crockett High School, Jonesborough Middle School, Daniel Boone High School, Boones Creek Elementary, Lamar Elementary, and Grandview Elementary.
 - B. Be accountable for mental health services performed by Frontier Health staff and will provide supervision of Counselors.
 - C. Warrant that all School-Based Behavioral Health Liaison employees who will provide services under this contract are duly certified, trained and licensed, and accredited to offer and perform such services.
 - D. Carry and maintain adequate professional and/or liability insurance to provide coverage for Frontier Health's conduct and duties in the fulfillment of this contract.
 - E. Hold the Washington County Board of Education, its employees, agents and assigns harmless from any negligent wrongful acts, omissions, misfeasance, or malfeasance on the part of its officers, agents or employees in the performance of its duties and responsibilities pursuant to the terms and provisions of this contract, and shall maintain liability insurance not less than \$1,000,000.00 and provide evidence of such insurance to the Washington County Board of Education.
 - F. Follow and monitor all policies and procedures of Washington County Schools, including behavioral health services.
 - G. Provide feedback to Washington County staff on students referred as to status of the referral situation when Frontier Health has the appropriate releases necessary to provide the requested information.
 - H. Assist the Washington County Board of Education with data collection for counseling data as requested.

- I. Provide supplies and materials needed for counseling services by Frontier Health staff.
- J. Individuals engaged by Frontier Health to perform services under this contract shall not be considered employees of the Washington County School System and shall not be entitled to benefits or compensation arising there from, other than those specifically provided for in this contract.
- K. Follow the guidelines of TCA 49-5-413; require all employees in a position requiring proximity to, or providing direct student care, to submit to a fingerprinting and criminal history records check to be conducted by the Tennessee Bureau of Investigation prior to permitting the person to have contact with the children or enter school grounds. A copy of the results of the investigation will be provided to the Washington County Board of Education. No employee of Frontier Health whose records check indicates that he/she has been convicted to an offense that is classified as a sexual offense or a violent sexual offender as defined in TCA 40-39-202 shall be allowed to enter the school grounds.
- L. Frontier Health staff will provide school-based behavioral health interventions and will monitor student progress based on those interventions in accordance with TDMHAS Tier II expectations on the Student Behavioral Support Structure Model.
- M. Frontier Health acknowledges that the provision of any services to students identified as having a disability, shall be in accordance with the student's Individualized Education Program (IEP), any behavior intervention plan, Section 504 Plan, and any applicable Board policies.
- N. Frontier Health shall require all employees to immediately report to the school administrator instances where a student communicates a serious threat of harm to him/herself or others.
- O. Frontier Health Liaisons will be available to Washington County Schools for consultation and referral information in the event of a student crisis/threat to harm event.
- P. In the event of an unexpected school closure, Frontier Health School-based Liaison will remain available to assigned schools to provide virtual/distance services for identified students and faculty as needed.

II. Washington County Board of Education agrees to:

- A. Follow all policies and procedures of Frontier Health pertaining to confidentiality unless otherwise provided by law.
- B. Respect the boundaries set by Frontier Health and Washington County Board of Education for adherence regarding requiring parental permission to be obtained before a student can receive services from Frontier Health staff
- C. Handle all mental health emergencies, including those clients of Frontier Health Systems, in the same manner noted for all students enrolled in the Washington County Schools when Frontier Health is not on site. Washington County Schools may contact Frontier Health staff for consultation via telephone.

- D. Provide space, utilities, maintenance, housekeeping, security, and safe access as available. Strive to obtain the most confidential space available for counseling site.
- E. Provide access to students during instructional time according to mutually developed procedures, preferable study hall period or other non-academic time.
- F. Participate in quality assessment activities.
- G. Provide demographic and disciplinary data to Frontier Health staff as needed for program assessment use as defined in the outcome data requirements of the State Contract for SBBHL services.
- H. Provide a school based liaison/contact (Washington County Schools employee identified by the school and agreed upon by Frontier Health) between Washington County Board of Education and Frontier Health whose duties include monitoring scheduling, team collaborations, and policy adherence and updates. In order to enhance the effectiveness of the SBBHL program, the principal/ assistant principal/Director of Schools will be available as needed to address SBBHL concerns and issues related to school-based services.
- I. Provide a referral base from school counselors, teachers, and school nurses as appropriate. Assist with completion of periodic student survey and access to student and staff demographics in accordance with the evaluation policy.
- J. Refer Child Abuse and Neglect incidents to the Department of Children Services per Washington County Department of Education Board policy.

In order to enhance the effectiveness of the SBBHL program, Assurances:

III. Both parties agree to comply with the following statuses, regulations, standards, policies and procedures in the operation of the program which is the subject of this MOU:

- A. All applicable federal and state laws and regulations for the assurance of the individual rights of clients served by the program.
- B. In accordance with Titles VI and VII of the Civil rights Act of 1964, as amended, Sections 503 and 504 of Rehabilitation Act of 1978, as amended, and Age Discrimination Act of 1975, and subsequent amendments, and regulations developed pursuant thereto, to the effect that no person shall, on the grounds of handicap, race, sex, age, religious affiliation, or national origin be excluded from participation in, or be denied benefits of, or be otherwise subject to the discrimination in the performance of this MOU or in the employment practices of either party.

IV. Other Provisions:

- A. This MOU, together with the other agreements specifically required herein, represents the entire agreement between the

parties. All previous communications between parties, either verbal or written, are hereby superseded or abrogated. Any modification or deletion of any of the terms and conditions of the agreement shall not be binding unless agreed to by all parties in writing.

- B. This Agreement is based solely on the funding from the Tennessee Department of Mental Health and Substance Abuse Services (TDMHSAS) and is therefore contingent upon such funding and will be terminated at any time such funding is no longer available.
- C. The determination of school systems for funded SBBHL services is at the discretion of TDMHSAS. Placement of SBBHL staff is based on mutually agreed upon individual schools within the school district between Frontier Health and the school system. This is subject to change given the needs within the school systems or other school systems, with 30 days notice to the school system and based on appropriation of available staff.
- D. Neither Party is, nor shall be deemed to be, an employee, agent, or legal representative of the other Party for any purpose. Neither Party shall be entitled to enter into any contracts in the name of, or on behalf of the other Party, nor shall either Party be entitled to pledge the credit of the other Party in any way or hold itself out as having the authority to do so. Neither party shall engage in the recruitment, solicitation, enlistment, or contracting of active employees of the other party for the purpose of employment during the duration of this agreement, and shall avoid the hiring of active contracted employees who are working in positions identified within this agreement.

The signatures below represent agreement of both parties with the understanding outlined in this document.

Washington County Director of Schools

Date

Frontier Health Representative

Date

WASHINGTON COUNTY DEPARTMENT OF EDUCATION

Jonesborough, Tennessee

RECEIVED
4/19/22 Jm

School Educational **OVERNIGHT** Trip Authorization*

18 April 2022

Date of Request

School David Crockett High School Date of Trip 26-30 June 2022

Estimated Time of Departure 0800 -26 June 2022 and Return 1800 -30 June 2022

Total Time Away 5 Days

Destination(include location) NJROTC Leadership Academy, National Guard Training Facility, Smyrna, Tennessee

Teacher CWO2 Clyde Shumate Class NJROTC Grade 9-12

BMC Robert Frank

Chaperones Female chaperones provided at the Academy Number of Students Involved 17 Cadets

Estimated Total Miles (Both Ways) of Trip 449 miles

Bus Driver CWO2 Clyde Shumate Bus Number _____

Will the chaperones have a list (roll) that they are responsible for? Yes

As you plan the trip, will all children be given instructions as to what they should do if they become separated (lost) from the group? Yes

Will you have on file parental release forms signed by parents or legal guardians? Yes

Explain the educational value of this trip:

At NJROTC Leadership Academy cadets work, study and learn the art of leadership in a military environment. Cadets are encouraged to rely upon themselves and their shipmates to study, work and learn.

Total Cost Estimate: \$2,125.00

Plans for meeting the costs: Cadets pay \$125 towards the academy fee which can be drwan from their NJROTC Booster Account.



Transportation cost for education trips shall be calculated in the following manner:

\$12.00 per hour for driver (2 hour minimum)

2.07 per hour to cover fixed charges (SS, Retirement, etc.)

\$14.07 Total to be remitted to the Central Office

Reimbursement for the bus and fuel shall be made at the rate of \$.75 per mile.


Principal's Signature APPROVED Date 4/19/22
BY WC SUPERINTENDENT  Date 4/20/22
Superintendent's Signature

*Refer to Board Policy 4.302

Date Approved by the Board of Education

WASHINGTON COUNTY DEPARTMENT OF EDUCATION

Jonesborough, Tennessee

RECEIVED
4/26/08

School Educational OVERNIGHT Trip Authorization*

4.25

Date of Request

School DAVID CROCKETT H.S. Date of Trip June 6, 7, 8

Estimated Time of Departure 8:00 a.m. and Return June 8 at 2:00

Total Time Away 3 days

Destination(include location) Johson University

Teacher Thomas Gouge Class Girls Basketball Grade 9-12

Chaperones JERRY DAY Number of Students Involved 12

JAMES HOWERTON Estimated Total Miles (Both Ways) of Trip 153

MACKENZIE LITTLETON

Bus Driver JERRY DAY Bus Number JR A

Will the chaperones have a list (roll) that they are responsible for? Yes

As you plan the trip, will all children be given instructions as to what they should do if they become separated (lost) from the group? Yes

Will you have on file parental release forms signed by parents or legal guardians? Yes

Explain the educational value of this trip:

EXPERIANCE OF COMPETITION FOR UPCOMING SEASON

Total Cost Estimate: \$ 950

Plans for meeting the costs: Money in school account

WASHINGTON COUNTY DEPARTMENT OF EDUCATION

RECEIVED
4/26/81

Jonesborough, Tennessee

School Educational OVERNIGHT Trip Authorization*

4.25.

Date of Request

School DAVID CROCKETT H.S. Date of Trip JUNE 8, 10 & 11

Estimated Time of Departure 8:00 June 8th and Return 10:00 pm June 11th

Total Time Away 3 days

Destination(include location) FURMAN

Teacher THOMAS GOUZE Class GIRLS BASKETBALL Grade 9-12

Chaperones JERRY DAY Number of Students Involved 12

JAMES HOWERTON Estimated Total Miles (Both Ways) of Trip 250

MACKENZIE LITTLETON

Bus Driver JERRY DAY Bus Number TRD

Will the chaperones have a list (roll) that they are responsible for? YES

As you plan the trip, will all children be given instructions as to what they should do if they become separated (lost) from the group? YES

Will you have on file parental release forms signed by parents or legal guardians? YES

Explain the educational value of this trip:
Gain experience playing other
competition for upcoming season

Total Cost Estimate: \$ 1500

Plans for meeting the costs: Money in school account

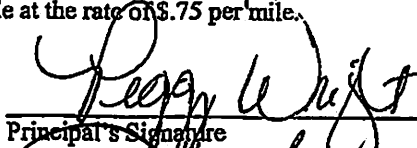
Transportation cost for education trips shall be calculated in the following manner:

\$12.00 per hour for driver (2 hour minimum)

2.07 per hour to cover fixed charges (SS, Retirement, etc.)


\$14.07 Total to be remitted to the Central Office

Reimbursement for the bus and fuel shall be made at the rate of \$0.75 per mile.


Principal's Signature

4/26/22
Date

*Refer to Board Policy 4.302


Superintendent's Signature

4-26-2022
Date

Date Approved by the Board of Education

WASHINGTON COUNTY DEPARTMENT OF EDUCATION

Jonesborough, Tennessee



School Educational OVERNIGHT Trip Authorization*

4-21-22

Date of Request

School David Crockett Date of Trip June 17

Estimated Time of Departure 7:00 AM and Return June 18

Total Time Away 2 days

Destination(include location) Marshall University

Teacher Cody Connor Class _____ Grade _____

Chaperones Kevin Champagne Number of Students Involved _____
Jonah Nickles Estimated Total Miles (Both Ways) of Trip _____

Bus Driver _____ Bus Number _____

Will the chaperones have a list (roll) that they are responsible for? yes

As you plan the trip, will all children be given instructions as to what they should do if they become separated (lost) from the group? yes

Will you have on file parental release forms signed by parents or legal guardians? yes

Explain the educational value of this trip:
Summer Basketball Teams Camp

Total Cost Estimate: ~~500.00~~ 1000.00

Plans for meeting the costs: Kids Camp

SURPLUS EQUIPMENT

April 2022

CHEESE CUBER-NOT USED



COOLER #1-DOES NOT WORK



COOLER #2-DOES NOT WORK



DBHS OVEN #1-POOR CONDITION



DBHS OVEN #2-POOR CONDITION




DBHS OVEN #3-POOR CONDITION



DINNERWARE HOLDER #1- NOT USED



DINNERWARE HOLDER #2- NOT USED



DINNERWARE HOLDER #3- NOT USED



DINNERWARE HOLDER #4- NOT USED



DISH RACK-OLD AND NOT USED



DRINK COOLER-BROKEN



FLOOR MIXER W/ ACCESSORIES- NOT USED



FOOD PREP TABLE #1-POOR CONDITION



FOOD PREP TABLE #2-POOR CONDITION



FOOD PREP TABLE #3-POOR CONDITION



FOOD SERVING TABLE-DOES NOT WORK



GREASE CATCHER-OLD AND POOR CONDITION



MILK DISPENSER-NOT USED



OVEN #1-POOR CONDITION



OVEN #2-POOR CONDITION



OVEN #3-POOR CONDITION



OVEN #4-POOR CONDITION



PORTABLE CLOSET-NOT USED



WARMER #1-BROKEN



WASHINGTON COUNTY SCHOOL NUTRITION BUDGET

REVENUE

	FY22 Budget	FY23 Budget	FY23 Budget	FY23 Budget	FY23 Budget	FY23 Budget	FY23 Budget	FY23 Budget
	Amendment 1	Proposed	1% Increase	2% Increase	3% Increase	4% Increase	5% Increase	6% Increase
43521 Lunch Payments - Children	33,000.00	720,000.00	720,000.00	720,000.00	720,000.00	720,000.00	720,000.00	720,000.00
43522 Lunch Payments - Adults	1,000.00	8,000.00	8,000.00	8,000.00	8,000.00	8,000.00	8,000.00	8,000.00
43523 Income from Breakfast	2,500.00	145,000.00	145,000.00	145,000.00	145,000.00	145,000.00	145,000.00	145,000.00
43525 A la Carte Sales	10,000.00	60,000.00	60,000.00	60,000.00	60,000.00	60,000.00	60,000.00	60,000.00
43990 Other Charges for Services	1,000.00	20,000.00	20,000.00	20,000.00	20,000.00	20,000.00	20,000.00	20,000.00
46990 State Matching	31,368.87	32,918.82	32,918.82	32,918.82	32,918.82	32,918.82	32,918.82	32,918.82
47111 USDA School Lunch Program	1,900,000.00	1,700,000.00	1,700,000.00	1,700,000.00	1,700,000.00	1,700,000.00	1,700,000.00	1,700,000.00
47112 USDA Commodities	228,666.00	241,026.38	241,026.38	241,026.38	241,026.38	241,026.38	241,026.38	241,026.38
47113 USDA Breakfast	800,000.00	500,000.00	500,000.00	500,000.00	500,000.00	500,000.00	500,000.00	500,000.00
47114 USDA Snack	60,000.00	50,000.00	50,000.00	50,000.00	50,000.00	50,000.00	50,000.00	50,000.00
39000 Undesignated Fund Balance	796,134.06	857,815.07	873,929.07	890,043.06	906,157.05	922,271.05	938,385.04	954,499.03

TOTAL REVENUE

3,863,668.93	4,334,760.27	4,350,874.27	4,366,988.26	4,383,102.25	4,399,216.25	4,415,330.24	4,431,444.23
---------------------	---------------------	---------------------	---------------------	---------------------	---------------------	---------------------	---------------------

EXPENDITURES

	FY22 Budget	FY23 Budget	FY23 Budget	FY23 Budget	FY23 Budget	FY23 Budget	FY23 Budget	FY23 Budget
	Amendment 1	Proposed	1% Increase	2% Increase	3% Increase	4% Increase	5% Increase	6% Increase
73100 105 Supervisor/Director	79,800.24	80,475.00	81,279.75	82,084.50	82,889.25	83,694.00	84,498.75	85,303.50
73100 165 Cafeteria Personnel	1,244,173.87	1,265,948.28	1,278,607.76	1,291,267.25	1,303,926.73	1,316,586.21	1,329,245.69	1,341,905.18
73100 201 Social Security	82,086.39	83,478.24	84,313.03	85,147.81	85,982.59	86,817.37	87,652.16	88,486.94
73100 204 State Retirement	127,233.91	161,974.72	163,594.47	165,214.21	166,833.96	168,453.71	170,073.46	171,693.20
73100 207 Medical Insurance	488,510.90	405,000.00	405,000.00	405,000.00	405,000.00	405,000.00	405,000.00	405,000.00
73100 210 Unemployment Compensation	3,500.00	2,000.00	2,000.00	2,000.00	2,000.00	2,000.00	2,000.00	2,000.00
73100 212 Employer Medicare	19,197.62	19,523.14	19,718.37	19,913.60	20,108.83	20,304.06	20,499.29	20,694.53
73100 355 Travel	7,500.00	12,000.00	12,000.00	12,000.00	12,000.00	12,000.00	12,000.00	12,000.00
73100 399 Other Contracted Services	30,000.00	208,334.51	208,334.51	208,334.51	208,334.51	208,334.51	208,334.51	208,334.51
73100 415 Utilities	6,500.00	6,500.00	6,500.00	6,500.00	6,500.00	6,500.00	6,500.00	6,500.00
73100 421 Food Preparation Supplies	100,000.00	250,000.00	250,000.00	250,000.00	250,000.00	250,000.00	250,000.00	250,000.00
73100 422 Food Supplies	1,200,000.00	1,440,000.00	1,440,000.00	1,440,000.00	1,440,000.00	1,440,000.00	1,440,000.00	1,440,000.00
73100 435 Office Supplies	8,500.00	8,500.00	8,500.00	8,500.00	8,500.00	8,500.00	8,500.00	8,500.00
73100 469 USDA Commodities	228,666.00	241,026.38	241,026.38	241,026.38	241,026.38	241,026.38	241,026.38	241,026.38
73100 499 Other Supplies and Materials	30,000.00	40,000.00	40,000.00	40,000.00	40,000.00	40,000.00	40,000.00	40,000.00
73100 524 Inservice/Staff Development	3,000.00	4,000.00	4,000.00	4,000.00	4,000.00	4,000.00	4,000.00	4,000.00
73100 509 Refunds	5,000.00	6,000.00	6,000.00	6,000.00	6,000.00	6,000.00	6,000.00	6,000.00
73100 710 Food Service Equipment/Capital Imp	200,000.00	100,000.00	100,000.00	100,000.00	100,000.00	100,000.00	100,000.00	100,000.00
99100-590 Transfer to Other Funds								

TOTAL EXPENDITURES

3,863,668.93	4,334,760.27	4,350,874.27	4,366,988.26	4,383,102.25	4,399,216.25	4,415,330.24	4,431,444.23
---------------------	---------------------	---------------------	---------------------	---------------------	---------------------	---------------------	---------------------

Education Capital Projects Fund (\$1,000s)

FY2022 - FY2026

Fiscal Years Ended June 30,

	2022	2023	2024	2025	2026
Projected Penny Value at .75% Growth	330,937	333,420	335,921	338,441	340,980
Capital Project Pennies	17	17	17	17	17

Source of Funds for Capital Expenditures

Property Tax Projected at 0.75% Growth	5,626	5,668	5,711	5,753	5,797
Other Revenue (Grants, PY Tax, Other Tax, Investment Income)	533	549	565	582	600
EESI - LED Lighting Project-Funded by WCDE General Fund	2,328				
Unused Funds from the Prior Year	2,608	657	2,839	3,596	544
Revenues	11,095	6,874	9,115	9,932	6,940

Capital Projects Encumbrance Projection

Trustee Commission	179	140	186	203	142
Technology (Smart Classroom, Tablets, Audio)	640	640	640	640	640
School Buses	946	372	602	388	602
Paving, Sidewalks, & Curbing	75	75	75	75	75
EESI - LED Lighting Project	2,328				
South Central - Doors	170				
West View - Doors	170				
Fall Branch - Door Controls / HVAC Controls	350				
Sulphur Springs - Door & Hardware / HVAC Controls-(Reduction)	185				
Boone Stadium Renovations	1,500				
Boone - Football Stadium Turf	750				
Crockett Stadium Renovations	1,500				
Crockett - Football Stadium Turf	750				
Dietary Kitchen Upgrades	600				
DBHS Replace Basketball Goals	70				
DCHS Replace Basketball Goals	60				
Gray Elementary School Playground Equipment-(Addition)	165				
System HVAC Controls (Except BCES)		1,700			
DBHS Concrete at Entrance & Curb		233			
DBHS Replace Galvanized Piping		450			
DCHS Replace Galvanized Piping		425			
New Jonesborough K-8			3,050	3,050	3,050
DCHS Re-roof of Annex Buildings			568		
LES New Guttering & Downspouts			43		
LES Replacement of Walls & Fascia Panels			195		
LES Replace Glass in the Courtyard			160		
Old JES Renovation-Repurpose for Alt. School & C.O. Admin.				2,113	
Old JES-Replacement of full HVAC System				2,800	
New BCES-Add. Boiler, pump, pipping, etc.				120	

Transfer					
Total Expenditure Projection	10,438	4,035	5,519	9,388	4,509
Projected Fund Balance (Deficit)	657	2,839	3,596	544	2,432

WCDE FY23 General Fund Budget Changes from FY22

Budget Variances from FY23 to FY22 (Must Have Items)	Step Only	W/1% Raise	W/2% Raise	W/3% Raise	W/4% Raise	W/5% Raise	W/7% Cert. & 5% Classified	Option-A & 6% Classified	Line Item	Director
Step Increases/Pay increases including FICA, Med-D, & Retirement	\$ 428,595	\$ 960,462	\$ 1,492,329	\$ 2,024,196	\$ 2,556,063	\$ 3,087,930	\$ 3,920,444	\$ 5,185,354	Mult. Lines	System
Health Insurance (Est. 6.1% Increase-Unofficial)	\$ 458,129	\$ 458,129	\$ 458,129	\$ 458,129	\$ 458,129	\$ 458,129	\$ 458,129	\$ 458,129	Mult. Lines 207	System
Electricity (Neutral for FY23)	\$ 50,704	\$ 50,704	\$ 50,704	\$ 50,704	\$ 50,704	\$ 50,704	\$ 50,704	\$ 50,704	72610-415	System
Water & Sewer (3% estimated increase from FY22 Budget)	\$ 7,230	\$ 7,230	\$ 7,230	\$ 7,230	\$ 7,230	\$ 7,230	\$ 7,230	\$ 7,230	72610-454	System
University School-Revenue Sharing	\$ 125,000	\$ 125,000	\$ 125,000	\$ 125,000	\$ 125,000	\$ 125,000	\$ 125,000	\$ 125,000	71100-399	System
Key Risk -System Liability Insurance (Umbrella Coverage Personal)	\$ 90,000	\$ 90,000	\$ 90,000	\$ 90,000	\$ 90,000	\$ 90,000	\$ 90,000	\$ 90,000	71100-499	System
Substitute Teacher Expense	\$ 75,355	\$ 75,355	\$ 75,355	\$ 75,355	\$ 75,355	\$ 75,355	\$ 75,355	\$ 75,355	71100-195	System
Trustee Commissions (Based on Projected Revenue Increase)	\$ 35,000	\$ 35,000	\$ 35,000	\$ 35,000	\$ 35,000	\$ 35,000	\$ 35,000	\$ 35,000	72310-510	System
Contracted Janitorial Services (Contractual Increase)	\$ -	\$ -	\$ -	\$ -	\$ -	\$ -	\$ -	\$ -	72610-328	Phillip Patrick
Propane Expense	\$ 39,000	\$ 39,000	\$ 39,000	\$ 39,000	\$ 39,000	\$ 39,000	\$ 39,000	\$ 39,000	72610-434	System
Diesel Fuel	\$ 26,000	\$ 26,000	\$ 26,000	\$ 26,000	\$ 26,000	\$ 26,000	\$ 26,000	\$ 26,000	72710-412	System
Section Total	\$ 1,335,013	\$ 1,866,880	\$ 2,398,747	\$ 2,930,614	\$ 3,462,481	\$ 3,994,348	\$ 4,826,862	\$ 6,091,772	Included in FY23 Budget	

REQUESTED BUDGET ITEM REMOVED FROM THE FY23 BUDGET

OPTIONAL BUDGET ITEMS FOR FY23 (Requested)

\$ 448,289

Recurring Expenses

Coordinated School Health Assistant Stipend	\$ 5,000	\$ 5,000	\$ 5,000	\$ 5,000	\$ 5,000	\$ 5,000	\$ 5,000	\$ 5,000	\$ 5,000	72120-189	Kelly Wagner
Fixed Cost for \$5,000 Increase	\$ 863	\$ 863	\$ 863	\$ 863	\$ 863	\$ 863	\$ 863	\$ 863	\$ 863	72120-201, 204, 212	Kelly Wagner
Mileage Rate (To Match State Rate) - \$0.47 to \$0.585	\$ 30,000	\$ 30,000	\$ 30,000	\$ 30,000	\$ 30,000	\$ 30,000	\$ 30,000	\$ 30,000	\$ 30,000	355 Expense Lines	State Recommendation
Per Diem Meal Expense (18% Increase to \$10, \$15, & \$20)	\$ 1,000	\$ 1,000	\$ 1,000	\$ 1,000	\$ 1,000	\$ 1,000	\$ 1,000	\$ 1,000	\$ 1,000	355 Expense Lines	Brad Hale
CTE Supplies and Materials	\$ 2,750	\$ 2,750	\$ 2,750	\$ 2,750	\$ 2,750	\$ 2,750	\$ 2,750	\$ 2,750	\$ 2,750	72230-499	Crystal Fink
Extended Contract-2 ESL Teachers	\$ 14,000	\$ 14,000	\$ 14,000	\$ 14,000	\$ 14,000	\$ 14,000	\$ 14,000	\$ 14,000	\$ 14,000	71100-116	Morelock/Whitaker
Ellevation Platform/Strategies (Centralized Student Data ELL Platform)	\$ 21,500	\$ 21,500	\$ 21,500	\$ 21,500	\$ 21,500	\$ 21,500	\$ 21,500	\$ 21,500	\$ 21,500	72250-399	Morelock/Whitaker
Mower Fleet Replacement (2yr - full warranty) - annually \$36,000 Average) or (3 yr replacement) - annually \$24,000 Average) (begin partial only \$62K initially)										72710-729	Logan Clark
RTI Coordinator - System	\$ 71,906	\$ 72,625	\$ 73,344	\$ 74,063	\$ 74,782	\$ 75,501	\$ 76,939	\$ 77,709	\$ 77,709	71100-116	Mindy Myers
Teacher - UH SPED	\$ 71,906	\$ 72,625	\$ 73,344	\$ 74,063	\$ 74,782	\$ 75,501	\$ 76,939	\$ 77,709	\$ 77,709	71200-116	Mindy Myers
Teacher SPED (Absorb 1-SPED IA through attrition)	\$ 42,177	\$ 42,599	\$ 43,021	\$ 43,442	\$ 43,864	\$ 44,286	\$ 45,129	\$ 45,581	\$ 45,581	71200-116	Mindy Myers
Canvas Studio (add-on-module)	\$ 13,000	\$ 13,000	\$ 13,000	\$ 13,000	\$ 13,000	\$ 13,000	\$ 13,000	\$ 13,000	\$ 13,000	72250-399	Curtis Fullbright
5% Maintenance Employee Compensation Increase										72610-166, 189, 72620-167	Phillip Patrick
I.T.-Load Balancing for Redundant Carriers for Fail Overs	\$ 5,240	\$ 5,240	\$ 5,240	\$ 5,240	\$ 5,240	\$ 5,240	\$ 5,240	\$ 5,240	\$ 5,240	72250-350	Curtis Fullbright
Other Supplies-Asbury	\$ 1,500	\$ 1,500	\$ 1,500	\$ 1,500	\$ 1,500	\$ 1,500	\$ 1,500	\$ 1,500	\$ 1,500	72810-499	Jamie Gray
Other Charges-Asbury	\$ 1,500	\$ 1,500	\$ 1,500	\$ 1,500	\$ 1,500	\$ 1,500	\$ 1,500	\$ 1,500	\$ 1,500	72810-599	Jamie Gray
H.R. Generalist (Get HR Department back to 3-employees/heavier work)	\$ 51,041	\$ 51,041	\$ 51,041	\$ 51,041	\$ 51,041	\$ 51,041	\$ 51,041	\$ 51,041	\$ 51,041	72520-189	Brad Hale
ELA District coordinator for 3rd through 5th (11-month)	\$ 78,000	\$ 78,000	\$ 78,000	\$ 78,000	\$ 78,000	\$ 78,000	\$ 78,000	\$ 78,000	\$ 78,000	71100-116	Hayes/Keys
District Instructional Coach-ELA K-2, (11-month)	\$ 78,000	\$ 78,000	\$ 78,000	\$ 78,000	\$ 78,000	\$ 78,000	\$ 78,000	\$ 78,000	\$ 78,000	71100-116	Hayes/Keys
District Instructional Coach-ELA 3-5, (11-month)	\$ 78,000	\$ 78,000	\$ 78,000	\$ 78,000	\$ 78,000	\$ 78,000	\$ 78,000	\$ 78,000	\$ 78,000	71100-116	Hayes/Keys
District Instructional Coach-ELA 3-5 Math, (11-month)	\$ 78,000	\$ 78,000	\$ 78,000	\$ 78,000	\$ 78,000	\$ 78,000	\$ 78,000	\$ 78,000	\$ 78,000	71100-116	Hayes/Keys
Pre-K Program Teacher at JES	\$ 78,000	\$ 78,000	\$ 78,000	\$ 78,000	\$ 78,000	\$ 78,000	\$ 78,000	\$ 78,000	\$ 78,000	71100-116	Hayes/Keys
Pre-K Program IA at JES	\$ 29,000	\$ 29,000	\$ 29,000	\$ 29,000	\$ 29,000	\$ 29,000	\$ 29,000	\$ 29,000	\$ 29,000	71100-163	Hayes/Keys
Collaborative Days-Middle and High Schools (1-per 9-weeks)	\$ 21,600	\$ 21,600	\$ 21,600	\$ 21,600	\$ 21,600	\$ 21,600	\$ 21,600	\$ 21,600	\$ 21,600	71100-116	Hayes/Keys
Leaders of Learning PLC Days-Middle and High Schools	\$ 30,400	\$ 30,400	\$ 30,400	\$ 30,400	\$ 30,400	\$ 30,400	\$ 30,400	\$ 30,400	\$ 30,400	71100-116	Hayes/Keys
AP Training for Honors Program and AP Captstone	\$ 20,000	\$ 20,000	\$ 20,000	\$ 20,000	\$ 20,000	\$ 20,000	\$ 20,000	\$ 20,000	\$ 20,000	71100-116	Hayes/Keys
Stipends for Back-To-School Inservice (All Teachers k-12)	\$ 3,000	\$ 3,000	\$ 3,000	\$ 3,000	\$ 3,000	\$ 3,000	\$ 3,000	\$ 3,000	\$ 3,000	71100-116	Hayes/Keys
Stipends for KEYS (Keep Educating Yourself) Inservice (Pre-K 8th Grade)	\$ 7,590	\$ 7,590	\$ 7,590	\$ 7,590	\$ 7,590	\$ 7,590	\$ 7,590	\$ 7,590	\$ 7,590	71100-116	Hayes/Keys
AP and CLEP Testing	\$ 90,000	\$ 90,000	\$ 90,000	\$ 90,000	\$ 90,000	\$ 90,000	\$ 90,000	\$ 90,000	\$ 90,000	71100-449	Hayes/Keys
Aristotle for Grades 6th-8th	\$ 7,884	\$ 7,884	\$ 7,884	\$ 7,884	\$ 7,884	\$ 7,884	\$ 7,884	\$ 7,884	\$ 7,884	72250-399	Hayes/Keys

Recurring Expense Totals \$ 932,857 \$ 934,717 \$ 936,577 \$ 938,437 \$ 940,297 \$ 942,156 \$ 945,876 \$ 947,866 Not Included in FY23 Budget DRAFT

THE BELOW REQUESTED BUDGET ITEMS WERE REMOVED FROM THE FY23 BUDGET

Non-Recurring Expenses

Vehicle Needs	\$ 38,700	\$ 38,700	\$ 38,700	\$ 38,700	\$ 38,700	\$ 38,700	\$ 38,700	\$ 38,700	\$ 38,700	72710-729	Tony Roberts/Adams
CTE Supplies	\$ 10,000	\$ 10,000	\$ 10,000	\$ 10,000	\$ 10,000	\$ 10,000	\$ 10,000	\$ 10,000	\$ 10,000	71300-429	Crystal Fink
CTE Equipment	\$ 250,000	\$ 250,000	\$ 250,000	\$ 250,000	\$ 250,000	\$ 250,000	\$ 250,000	\$ 250,000	\$ 250,000	71300-730	Crystal Fink
Math Textbooks (6-years for K-8)	\$ 900,000	\$ 900,000	\$ 900,000	\$ 900,000	\$ 900,000	\$ 900,000	\$ 900,000	\$ 900,000	\$ 900,000	71100-449	Hayes/Keys
Math Textbooks (High Schools)	\$ 400,000	\$ 400,000	\$ 400,000	\$ 400,000	\$ 400,000	\$ 400,000	\$ 400,000	\$ 400,000	\$ 400,000	71100-449	Hayes/Keys
TN History Booklets for Grades 3rd -5th	\$ 12,273	\$ 12,273	\$ 12,273	\$ 12,273	\$ 12,273	\$ 12,273	\$ 12,273	\$ 12,273	\$ 12,273	71100-449	Hayes/Keys
TN Success Curriculum Building - 4 Teachers at \$33 per hour	\$ 2,640	\$ 2,640	\$ 2,640	\$ 2,640	\$ 2,640	\$ 2,640	\$ 2,640	\$ 2,640	\$ 2,640	71100-116	Hayes/Keys
View Sonics for 3-Pre-K Programs	\$ 11,150	\$ 11,150	\$ 11,150	\$ 11,150	\$ 11,150	\$ 11,150	\$ 11,150	\$ 11,150	\$ 11,150	72250-499	Hayes/Keys

Non-Recurring Expense Totals \$ 1,624,763 \$ 1,624,763 \$ 1,624,763 \$ 1,624,763 \$ 1,624,763 \$ 1,624,763 \$ 1,624,763 \$ 1,624,763 \$ 1,624,763 **Not Included in FY23 Budget DRAFT**

Grand Total Expenses Removed from the FY23 Budget \$ 2,557,620 \$ 2,559,480 \$ 2,561,340 \$ 2,563,200 \$ 2,565,060 \$ 2,566,919 \$ 2,570,639 **\$ 2,572,629**

**Washington County Board of Education
FY21 Budget Summary (Proposal)
May 19, 2020**

FY23 Budget With Step Only Pay Increase

Total Estimated FY23 Expenses **83,867,799**

Major Revenue Items	<u>% of Overall Revenue</u>	<u>FY23 Estimate</u>	<u>Change PY</u>
Property Tax Estimate for FY23	16.75%	12,974,151	0
Sales Tax Estimate for FY23	26.46%	20,500,000	4,500,000
BEP-Estimate Estimate for FY23	48.49%	37,562,778	95,778
	91.70%	71,036,929	4,595,778

Total Estimate Local Revenue (all sources)	77,466,092
<i>Pulling from WCDE Fund Balance for FY23</i>	<u>6,401,707</u>

Total Funds Available (Including \$'s from WCDE Fund Balance) **83,867,799**

FY23 Funding Requested from the Washington County Commission **\$ -**

Must Have Expense Increases

Step Increases/Pay increases including FICA, Med-D, & Retirement	\$ 5,185,354
Health Insurance (Est. 6.1% Increase-Unofficial)	\$ 458,129
Electricity (Neutral for FY23)	\$ 50,704
Water & Sewer (3% estimated increase from FY22 Budget)	\$ 7,230
University School-Revenue Sharing	\$ 125,000
Key Risk -System Liability Insurance (Umbrella Coverage Personal)	\$ 90,000
Substitute Teacher Expense	\$ 75,355
Trustee Commissions (Based on Projected Revenue Increase)	\$ 35,000
Contracted Janitorial Services (Contractual Increase)	\$ -
Propane Expense	\$ 39,000
Diesel Fuel	\$ 26,000

Total Must Have Expense Increase for the FY23 Budget **6,091,772**

Requested "Recurring" Expense Items Removed from the FY23 Budget

Coordinated School Health Assistant Stipend	\$ 5,000
Fixed Cost for \$5,000 Increase	\$ 863
Mileage Rate (To Match State Rate) - \$0.47 to \$0.585	\$ 30,000
Per Diem Meal Expense (18% Increase to \$10, \$15, & \$20)	\$ 1,000
CTE Supplies and Materials	\$ 2,750
Extended Contract-2 ESL Teachers	\$ 14,000
Ellevation Platform/Strategies (Centralized Student Data ELL Platform)-Recurring \$12,500	\$ 21,500
Mower Fleet Replacement (2yr - full warranty) - annually \$36,000 Average) or (3 yr replacement) - annually \$24,000 Average) (begin partial only \$62K initially)	
RTI Coordinator - System	\$ 77,709
Teacher - UH SPED	\$ 77,709
Teacher SPED (Absorb 1-SPED IA through attrition)	\$ 45,581
Canvas Studio (add-on-module)	\$ 13,000
5% Maintenance Employee Compensation Increase	
I.T.-Load Balancing for Redundant Carriers for Fail Overs	\$ 5,240
Other Supplies-Asbury	\$ 1,500
Other Charges-Asbury	\$ 1,500
H.R. Generalist (Get HR Department back to 3-employees/heavier workload)	\$ 51,041
ELA District coordinator for 3rd through 5th (11-month)	\$ 78,000
District Instructional Coach-ELA K-2, (11-month)	\$ 78,000
District Instructional Coach-ELA 3-5, (11-month)	\$ 78,000
District Instructional Coach-ELA 3-5 Math, (11-month)	\$ 78,000
Pre-K Program Teacher at JES	\$ 78,000
Pre-K Program IA at JES	\$ 29,000
Collaborative Days-Middle and High Schools (1-per 9-weeks)	\$ 21,600
Leaders of Learning PLC Days-Middle and High Schools	\$ 30,400
AP Training for Honors Program and AP Captstone	\$ 20,000
Stipends for Back-To-School Inservice (All Teachers k-12)	\$ 3,000
Stipends for KEYS (Keep Educating Yourself) Inservice (Pre-K 8th Grade)	\$ 7,590
AP and CLEP Testing	\$ 90,000
Aristotle for Grades 6th-8th	\$ 7,884

Total Requested "Recurring" Expense Items Removed from the FY23 Budget **\$ 947,866**

Washington County Board of Education
FY21 Budget Summary (Proposal)
May 19, 2020

Requested "Non-Recurring" Expense Items Removed from the FY23 Budget	
Vehicle Needs	\$ 38,700
CTE Supplies	\$ 10,000
CTE Equipment	\$ 250,000
Math Textbooks (6-years for K-8)	\$ 900,000
Math Textbooks (High Schools)	\$ 400,000
TN History Booklets for Grades 3rd -5th	\$ 12,273
TN Success Curriculum Building - 4 Teachers at \$33 per hour	\$ 2,640
View Sonics for 3-Pre-K Programs	\$ 11,150
<hr/>	
Total Requested "Non-Recurring" Expense Items Removed from the FY23 Budget	\$ 1,624,763
Total Requested Items Removed from the FY23 Budget (Not Including Individual School Requests)	\$ 2,572,629
<hr/> <hr/>	

Washington County Board of Education		2021-2022	2022-2023	2022-2023	2022-2023	2022-2023	2022-2023	2022-2023
		Budget Amend. 1	Budget	Budget	Budget	Budget	Budget	Budget
Estimated Revenues		Final	Step Only	Step Plus 3%	Step Plus 4%	Step Plus 5%	Step 7% Cert & 5% Classified	Option-A & 6% Classified
34293000	Reserves - Local Prior Year							
34555000	Reserves - State							
39000000	Undesignated Fund Balance	4,251,856	834,298	2,426,117	2,956,730	3,487,342	4,317,445	6,401,707
Total Estimated Revenues & Reserves		76,553,358	78,300,390	79,892,209	80,422,822	80,953,434	81,783,537	83,867,799
Total Estimate Expenses		76,553,359	78,300,390	79,892,209	80,422,822	80,953,434	81,783,537	83,867,799
General Fund Expenses								
Regular Instruction - 71100								
71100116	Teachers (approx. 414)	24,651,717	25,562,988	26,329,877.64	26,585,507.52	26,841,137.40	27,352,397.16	28,749,474
71100117	Career Ladder Program	107,865	107,865	107,865	107,865	107,865	107,865	107,865
71100127	Career Ladder Extended Contracts	-	-	-	-	-	-	-
71100128	Homebound Teachers	15,300	15,300	15,759.00	15,912.00	16,065.00	16,371.00	16,535
71100163	Educational Assistants (approx. 101)	1,484,543	1,618,461	1,667,015	1,683,199	1,699,384	1,699,384	1,715,569
71100188	Bonus	-	-	-	-	-	-	-
71100195	Certified Substitute Teachers	200,000	270,000	270,000	270,000	270,000	270,000	270,000
71100198	Non-Certified Substitute Teachers	302,000	302,000	302,000	302,000	302,000	302,000	302,000
71100201	Social Security	1,658,425	1,728,350	1,778,936	1,795,798	1,812,660	1,844,377	1,932,009
71100204	State Retirement	2,693,177	2,426,828	2,499,351	2,523,526	2,547,700	2,592,155	2,715,523
71100206	Life Insurance	15,000	15,000	15,000	15,000	15,000	15,000	15,000
71100207	Medical Insurance	4,417,855	4,687,344	4,687,344	4,687,344	4,687,344	4,687,344	4,687,344
71100210	Unemployment Compensation	32,000	32,000	32,000	32,000	32,000	32,000	32,000
71100212	Employer Medicare	387,858	404,211	416,041	419,985	423,929	431,346	451,841
71100217	Retirement-Hybrid SRT	115,000	130,000	130,000	130,000	130,000	130,000	130,000
71100299	Other Fringe Benefits	80,000	80,000	80,000	80,000	80,000	80,000	80,000
71100336	Maintenance & Repair Services	-	-	-	-	-	-	-
71100399	Other Contracted Services - University School	4,284,768	4,409,768	4,409,768	4,409,768	4,409,768	4,409,768	4,409,768
71100429	Instructional Supplies & Materials	200,000	200,000	200,000	200,000	200,000	200,000	200,000
71100449	Textbooks	130,000	130,000	130,000	130,000	130,000	130,000	130,000
71100499	Other Supplies & Materials	476,832	566,832	566,832	566,832	566,832	566,832	566,832
71100499	802 Other Supplies & Materials (Science Classes)	24,000	24,000	24,000	24,000	24,000	24,000	24,000
71100599	Other Charges	0	0	0	0	0	0	-
Total Regular Instruction		41,276,340	42,710,947	43,661,789	43,978,737	44,295,685	44,890,840	46,535,760
Special Education Program - 71200								
71200116	Special Education Teachers (approx. 51)	2,752,907	2,751,165	2,833,699.95	2,861,211.60	2,888,723.25	2,943,747	3,033,731
71200117	Career Ladder Program	12,000	12,000	12,000	12,000	12,000	12,000	12,000
71200127	Career Ladder Extended Contracts	-	-	-	-	-	-	-
71200128	Homebound Teachers	20,400	20,400	20,400	20,400	20,400	20,400	20,400
71200163	Educational Assistants (26)	361,934	396,051	407,933	411,893	415,854	415,854	419,814
71200171	Speech Pathologist (4)	211,203	211,885	218,242	220,360	222,479	226,717	238,076

Washington County Board of Education		2021-2022	2022-2023	2022-2023	2022-2023	2022-2023	2022-2023	2022-2023	2022-2023
		Budget Amend. 1	Budget	Budget	Budget	Budget	Budget	Budget	Budget
Estimated Expenses		Final	Step Only	Step Plus 3%	Step Plus 4%	Step Plus 5%	Step Plus 5%	Step 7% Cert & 5% Classified	Option-A & 6% Classified
Support Services - 72000									
Attendance Program - 72110									
72110105	Supervisor / Director (1)	77,370	80,459	82,873	83,677	84,482	86,091	85,287	
72110117	Career Ladder Program	1,000	1,000	1,000	1,000	1,000	1,000	1,000	
72110162	Clerical Personnel (1)	25,809	31,824	32,779	33,097	33,415	33,415	33,733	
72110188	Bonus	-	-	-	-	-	-	-	
72110201	Social Security	6,459	7,024	7,232	7,302	7,372	7,471	7,441	
72110204	State Retirement	10,552	10,907	11,232	11,340	11,448	11,588	11,556	
72110206	Life Insurance	44	44	44	44	44	44	44	
72110207	Medical Insurance	17,317	18,374	18,356	18,356	18,356	18,356	18,356	
72110212	Employer Medicare	1,511	1,643	1,691	1,708	1,724	1,747	1,740	
72110299	Other Fringe Benefits	-	-	-	-	-	-	-	
72110355	Travel	6,000	6,000	6,000	6,000	6,000	6,000	6,000	
72110499	Other Supplies & Materials	1,500	1,500	1,500	1,500	1,500	1,500	1,500	
72110499	100 Other Supplies & Materials	-	-	-	-	-	-	-	
Total Attendance Program		147,562	158,774	162,708	164,024	165,341	167,214	166,658	
Health Services - 72120									
72120131	School Nurses (approx. 4.5)	261,218	263,008	270,898	273,528	276,158	276,158	259,190	
72120188	Bonus	-	-	-	-	-	-	-	
72120189	Other Salaries & Wages (approx. 15 Nurses)	442,953	436,695	449,796	454,163	458,530	458,530	462,897	
72120201	Social Security	43,659	43,382	44,683	45,117	45,551	45,551	44,769	
72120204	State Retirement	25,103	84,174	86,699	87,541	88,383	88,383	86,867	
72120206	Life Insurance	443	443	443	443	443	443	443	
72120207	Medical Insurance	143,701	152,467	152,467	152,467	152,467	152,467	152,467	
72120212	Employer Medicare	10,210	10,146	10,450	10,552	10,653	10,653	10,470	
72120299	Other Fringe Benefits	-	-	-	-	-	-	-	
72120355	Travel	10,000	10,000	10,000	10,000	10,000	10,000	10,000	
72120399	Other Contracted Services	5,000	5,000	5,000	5,000	5,000	5,000	5,000	
72120399	100 Other Contracted Services Grant	4,000	-	-	-	-	-	-	
72120499	Other Materials & Supplies	29,000	29,000	29,000	29,000	29,000	29,000	29,000	
72120599	Other Charges	5,000	9,000	9,000	9,000	9,000	9,000	9,000	
Total Health Services		980,287	1,043,314	1,068,436	1,076,810	1,085,185	1,085,185	1,070,103	
Other Student Support - 72130									
72130117	Career Ladder Program	2,000	2,000	2,000	2,000	2,000	2,000	2,000	
72130123	Guidance Personnel (approx. 18)	1,010,754	1,000,543	1,030,559	1,040,565	1,050,570	1,070,581	1,109,753	
72130188	Bonus	-	-	-	-	-	-	-	
72130201	Social Security	62,791	62,158	64,019	64,639	65,259	66,500	68,929	
72130204	State Retirement	97,326	87,121	89,729	90,599	91,468	93,207	96,611	
72130206	Life Insurance	778	778	778	778	778	778	778	
72130207	Medical Insurance	169,463	179,801	179,801	179,801	179,801	179,801	179,801	
72130212	Employer Medicare	14,685	14,537	14,972	15,117	15,262	15,552	16,120	

Washington County Board of Education		2021-2022	2022-2023	2022-2023	2022-2023	2022-2023	2022-2023	2022-2023	2022-2023
		Budget Amend. 1	Budget	Budget	Budget	Budget	Budget	Budget	Budget
Estimated Expenses		Final	Step Only	Step Plus 3%	Step Plus 4%	Step Plus 5%	Step 7% Cert & 5% Classified	Option-A & 6% Classified	
72220212	Employer Medicare	10,941	11,075	11,406	11,516	11,626	11,803	12,074	
72220299	Other Fringe Benefits	-	-	-	-	-	-	-	
72220336	Maintenance & Repair of Equipment	500	500	500	500	500	500	500	
72220355	Travel	32,592	33,000	33,000	33,000	33,000	33,000	33,000	
72220399	Other Contracted Service	68,000	68,000	68,000	68,000	68,000	68,000	68,000	
72220499	Other Supplies & Materials	8,500	8,500	8,500	8,500	8,500	8,500	8,500	
72220524	In-Service / Staff Development	4,500	4,500	4,500	4,500	4,500	4,500	4,500	
Total Support Special Education		1,094,999	1,111,125	1,137,960	1,146,905	1,155,850	1,170,194	1,192,110	
Support Vocational Education - 72230									
72230105	Supervisor / Director (1)	59,927	59,926	61,724	62,323	62,922	64,121	71,522	
72230117	Career Ladder Program	3,000	3,000	3,000	3,000	3,000	3,000	3,000	
72230127	Career Ladder Extended Contracts	-	-	-	-	-	-	-	
72230161	Vocational Secretary (1)	32,902	33,155	34,150	34,481	34,813	34,813	35,144	
72230188	Bonus	-	-	-	-	-	-	-	
72230201	Social Security	5,941	5,957	6,130	6,188	6,246	6,320	6,799	
72230204	State Retirement	9,643	9,457	9,733	9,825	9,917	10,021	10,704	
72230206	Life Insurance	61	61	61	61	61	61	61	
72230207	Medical Insurance	21,703	23,027	23,027	23,027	23,027	23,027	23,027	
72230212	Employer Medicare	1,390	1,393	1,434	1,447	1,461	1,478	1,590	
72230299	Other Fringe Benefits	-	-	-	-	-	-	-	
72230336	Maintenance & Repair of Equipment	10,000	10,000	10,000	10,000	10,000	10,000	10,000	
72230355	Travel	35,000	35,000	35,000	35,000	35,000	35,000	35,000	
72230499	Other Supplies & Materials	2,250	2,250	2,250	2,250	2,250	2,250	2,250	
Total Support Vocational Education		181,818	183,226	186,508	187,602	188,696	190,091	199,097	
Support Education Technology-72250									
72250105	Supervisor / Director (4)	259,670	261,892	269,749	272,368	274,987	274,987	277,606	
72250121	Data Processing Personnel (3.5)	169,626	167,692	172,723	174,400	176,077	176,077	177,753	
72250138	Instructional Computer Personnel (1)	54,932	54,932	56,580	57,129	57,679	57,679	58,228	
72250189	Other Salaries & Wages (approx. 7 Techs.)	316,282	310,899	320,226	323,335	326,444	326,444	329,553	
72250201	Social Security	49,632	49,316	50,795	51,288	51,782	51,782	52,275	
72250204	State Retirement	76,929	95,688	98,559	99,516	100,473	100,473	101,430	
72250206	Life Insurance	479	479	479	479	479	479	479	
72250207	Medical Insurance	104,942	111,343	111,343	111,343	111,343	111,343	111,343	
72250212	Employer Medicare	11,607	11,534	11,880	11,995	12,110	12,110	12,226	
72250299	Other Fringe Benefits	-	-	-	-	-	-	-	
72250350	Internet Connectivity	100,000	100,000	100,000	100,000	100,000	100,000	100,000	
72250355	Travel	7,000	7,000	7,000	7,000	7,000	7,000	7,000	
72250399	Other Contracted Services	490,371	550,000	550,000	550,000	550,000	550,000	550,000	
72250499	Other Supplies & Materials	498,531	500,000	500,000	500,000	500,000	500,000	500,000	
Total Support Education Technology		2,140,000	2,220,775	2,249,333	2,258,853	2,268,372	2,268,372	2,277,892	

	Washington County Board of Education	2021-2022	2022-2023	2022-2023	2022-2023	2022-2023	2022-2023	2022-2023	2022-2023
		Budget Amend. 1	Budget	Budget	Budget	Budget	Budget	Budget	Budget
	Estimated Expenses	Final	Step Only	Step Plus 3%	Step Plus 4%	Step Plus 5%	Step Plus 5%	Step 7% Cert & 5% Classified	Option-A & 6% Classified
	Board of Education Services - 72310								
72310191	Board Member Fees (9)	30,000	36,000	36,000	36,000	36,000	36,000	36,000	36,000
72310201	Social Security	1,860	2,232	2,232	2,232	2,232	2,232	2,232	2,232
72310204	State Retirement	2,883	4,331	4,331	4,331	4,331	4,331	4,331	4,331
72310207	Medical Insurance	54,351	57,666	57,666	57,666	57,666	57,666	57,666	57,666
72310212	Employer Medicare	435	522	522	522	522	522	522	522
72310305	Audit Services	60,000	60,000	60,000	60,000	60,000	60,000	60,000	60,000
72310320	Dues & Memberships	33,669	33,669	33,669	33,669	33,669	33,669	33,669	33,669
72310331	Legal Services	54,000	54,000	54,000	54,000	54,000	54,000	54,000	54,000
72310355	Board Travel	23,000	23,000	23,000	23,000	23,000	23,000	23,000	23,000
72310399	Other Contracted Services	4,000	4,000	4,000	4,000	4,000	4,000	4,000	4,000
72310502	Building and Contents Insurance	130,613	131,000	131,000	131,000	131,000	131,000	131,000	131,000
72310506	Liability Insurance	46,159	47,000	47,000	47,000	47,000	47,000	47,000	47,000
72310508	Premium on Corporate Surety Bonds	16,554	17,000	17,000	17,000	17,000	17,000	17,000	17,000
72310510	Trustee Commissions	580,000	615,000	615,000	615,000	615,000	615,000	615,000	615,000
72310513	Worker's Compensation Insurance	295,980	300,000	300,000	300,000	300,000	300,000	300,000	300,000
72310599	Other Charges	15,000	15,000	15,000	15,000	15,000	15,000	15,000	15,000
	Total Board of Education	1,348,504	1,400,420	1,400,420	1,400,420	1,400,420	1,400,420	1,400,420	1,400,420
	Office of the Director - 72320								
72320101	Director (1)	140,000	140,000	140,000	140,000	140,000	140,000	140,000	140,000
72320117	Career Ladder Program	5,301	5,301	5,301	5,301	5,301	5,301	5,301	1,000
72320161	Secretaries (6)	227,033	230,151	237,056	239,357	241,659	241,659	241,659	243,960
72320188	Bonus	10,000	10,000	10,000	10,000	10,000	10,000	10,000	10,000
72320189	Other Salaries & Wages (1)	32,967	34,923	35,971	36,320	36,669	37,036	37,036	37,018
72320201	Social Security	25,749	26,063	26,556	26,721	26,885	26,908	26,908	26,783
72320204	State Retirement	40,982	45,718	46,675	46,994	47,312	47,357	47,357	47,258
72320206	Life Insurance	174	174	174	174	174	174	174	174
72320207	Medical Insurance	65,181	69,157	69,157	69,157	69,157	69,157	69,157	69,157
72320212	Employer Medicare	5,992	6,473	6,596	6,637	6,677	6,683	6,683	6,652
72320299	Other Fringe Benefits	-	-	-	-	-	-	-	-
72320307	Communication	75,000	75,000	75,000	75,000	75,000	75,000	75,000	75,000
72320348	Postal Charges	14,000	14,000	14,000	14,000	14,000	14,000	14,000	14,000
72320355	Travel	10,000	10,000	10,000	10,000	10,000	10,000	10,000	10,000
72320399	Other Contracted Services	85,000	85,000	85,000	85,000	85,000	85,000	85,000	85,000
72320435	Office Supplies	5,000	5,000	5,000	5,000	5,000	5,000	5,000	5,000
	Total Office of the Director	742,379	756,961	766,485	769,660	772,835	773,274	773,274	771,001
	Office of the Principal - 72410								
72410104	Principals (13)	1,089,575	1,032,010	1,062,970	1,073,290	1,083,611	1,104,251	1,104,251	1,092,435
72410117	Career Ladder Program	25,000	25,000	25,000	25,000	25,000	25,000	25,000	25,000
72410139	Assistant Principals (16)	1,092,914	1,112,494	1,145,869	1,156,994	1,168,119	1,190,369	1,190,369	1,166,848
72410161	Secretaries & Bookkeepers (approx 32)	780,786	783,480	806,984	814,819	822,654	822,654	822,654	830,489
72410188	Bonus	-	-	-	-	-	-	-	-
72410189	Other Personnel (2)	125,395	125,078	128,830	130,081	131,332	131,332	131,332	149,356
72410201	Social Security	193,048	190,840	196,519	198,411	200,304	202,964	202,964	202,376

Washington County Board of Education		2021-2022	2022-2023	2022-2023	2022-2023	2022-2023	2022-2023	2022-2023	2022-2023
		Budget Amend. 1	Budget	Budget	Budget	Budget	Budget	Budget	Budget
Estimated Expenses		Final	Step Only	Step Plus 3%	Step Plus 4%	Step Plus 5%	Step 7% Cert & 5% Classified	Option-A & 6% Classified	
72410204	State Retirement	314,455	297,829	306,699	309,656	312,612	316,339	316,380	
72410206	Life Insurance	1,795	1,795	1,795	1,795	1,795	1,795	1,795	
72410207	Medical Insurance	487,700	517,450	517,450	517,450	517,450	517,450	517,450	
72410212	Employer Medicare	45,148	44,632	45,960	46,403	46,845	47,467	47,330	
72410299	Other Fringe Benefits	-	-	-	-	-	-	-	
72410307	Communication	25,000	25,000	25,000	25,000	25,000	25,000	25,000	
72410355	Travel	7,000	7,000	7,000	7,000	7,000	7,000	7,000	
72410499	Other Supplies & Materials	71,274	71,500	71,500	71,500	71,500	71,500	71,500	
72410599	Other Charges	65,000	65,000	65,000	65,000	65,000	65,000	65,000	
Total Office of the Principal		4,324,090	4,299,108	4,406,576	4,442,399	4,478,222	4,528,120	4,517,958	
Fiscal Services - 72510									
72510105	Supervisor / Director (2)	146,867	147,884	152,321	153,799	155,278	155,278	155,869	
72510119	Accounting Staff (3)	148,692	149,053	153,525	155,015	156,506	156,506	157,996	
72510188	Bonus	-	-	-	-	-	-	-	
72510201	Social Security	18,325	18,410	18,962	19,146	19,331	19,331	19,460	
72510204	State Retirement	28,403	35,722	36,793	37,150	37,508	37,508	37,758	
72510206	Life Insurance	60	60	60	60	60	60	60	
72510207	Medical Insurance	44,364	47,070	47,070	47,070	47,070	47,070	47,070	
72510212	Employer Medicare	4,286	4,306	4,435	4,478	4,521	4,521	4,551	
72510355	Travel	2,398	2,400	2,400	2,400	2,400	2,400	2,400	
72510399	Other Contracted Services	671	12,000	12,000	12,000	12,000	12,000	12,000	
72510499	Other Supplies & Materials	672	15,300	15,300	15,300	15,300	15,300	15,300	
Total Fiscal Services		394,738	432,204	442,866	446,419	449,973	449,973	452,464	
Human Services/Personnel - 72520									
72520105	Supervisor / Director (1.5)	-	128,595	132,453	133,739	135,025	137,597	136,039	
72520188	Bonus	-	-	-	-	-	-	-	
72520189	Other Salaries and Wages	-	37,669	38,799	39,176	39,552	39,948	39,929	
72520201	Social Security	-	10,308	10,618	10,721	10,824	11,008	10,910	
72520204	State Retirement	-	15,706	16,178	16,335	16,492	16,763	16,625	
72520206	Life Insurance	-	200	200	200	200	200	200	
72520207	Medical Insurance	-	42,440	42,440	42,440	42,440	42,440	42,440	
72520212	Employer Medicare	-	2,411	2,483	2,507	2,531	2,574	2,552	
72520355	Travel	-	2,000	2,000	2,000	2,000	2,000	2,000	
72520399	Other Contracted Services	-	-	-	-	-	-	-	
72520499	Other Supplies & Materials	-	1,000	1,000	1,000	1,000	1,000	1,000	
Total Human Services/Personnel		-	240,330	246,170	248,117	250,064	253,530	251,695	
Operation of Plant - 72610									
72610166	Custodial Personnel (approx 32)	733,898	758,291	781,040	788,623	796,206	796,206	803,788	
72610188	Bonus	-	-	-	-	-	-	-	
72610189	Other Personnel (6)	131,301	226,592	233,390	235,656	237,922	237,922	240,188	

Washington County Board of Education		2021-2022	2022-2023	2022-2023	2022-2023	2022-2023	2022-2023	2022-2023	2022-2023
		Budget Amend. 1	Budget	Budget	Budget	Budget	Budget	Budget	Budget
Estimated Expenses		Final	Step Only	Step Plus 3%	Step Plus 4%	Step Plus 5%	Step 7% Cert & 5% Classified	Option-A & 6% Classified	
Community Services - 73300									
73300105	Supervisor / Director (1)	53,972	54,955	56,604	57,153	57,703	57,703	58,295	
73300116	Teachers	-	-	-	-	-	-	-	
73300162	Secretary (1)	27,862	28,122	28,966	29,247	29,528	29,528	29,809	
73300188	Bonus	-	-	-	-	-	-	-	
73300189	Other Salaries & Wages (34-Part Time)	367,488	353,354	363,955	367,488	371,022	371,022	374,555	
73300201	Social Security	27,858	27,059	27,870	28,141	28,412	28,412	28,685	
73300204	State Retirement	43,180	52,503	54,078	54,603	55,128	55,128	55,658	
73300207	Medical Insurance	22,684	24,068	24,068	24,068	24,068	24,068	24,068	
73300212	Employer Medicare	6,515	6,328	6,518	6,581	6,645	6,645	6,709	
73300355	Travel	2,000	2,000	2,000	2,000	2,000	2,000	2,000	
73300422	Food Supplies	30,000	30,000	30,000	30,000	30,000	30,000	30,000	
73300499	Other Supplies & Materials	20,000	20,000	20,000	20,000	20,000	20,000	20,000	
73300599	Other Charges	13,000	13,000	13,000	13,000	13,000	13,000	13,000	
Total Community Services		614,559	611,389	627,058	632,281	637,505	637,505	642,778	
Early Childhood Education - 73400									
73400116	Teachers (4)	203,785	200,333	206,343	208,346	210,350	214,356	226,484	
73400163	Educational Assistants (3)	45,988	46,898	48,305	48,774	49,243	49,735	49,712	
73400188	Bonus	-	-	-	-	-	-	-	
73400201	Social Security	15,486	15,328	15,788	15,941	16,095	16,374	17,124	
73400204	State Retirement	25,409	23,051	23,742	23,973	24,203	24,611	25,662	
73400207	Medical Insurance	55,196	58,563	58,563	58,563	58,563	58,563	58,563	
73400212	Employer Medicare	3,622	3,585	3,692	3,728	3,764	3,829	4,005	
73400336	Maintenance & Repair Services-Equipment	2,340	2,400	2,400	2,400	2,400	2,400	2,400	
73400429	Instrutional Supplies & Materials	1,100	1,100	1,100	1,100	1,100	1,100	1,100	
73400499	Other Supplies & Materials	8,183	8,200	8,200	8,200	8,200	8,200	8,200	
73400524	In-Service / Staff Development	4,000	4,000	4,000	4,000	4,000	4,000	4,000	
73400599	Other Charges	27,000	27,000	27,000	27,000	27,000	27,000	27,000	
73400722	Regular Instrution Equipment	12,831	13,000	13,000	13,000	13,000	13,000	13,000	
Total Early Childhood Education		404,940	403,458	412,134	415,026	417,918	423,169	437,250	
Regular Capital Outlay - 76100									
76100707	Building Improvements								
Total Regular Capital Outlay									
99100590	Transfers Out	260,000	680,000	680,000	680,000	680,000	680,000	680,000	
Total Transfers Out		260,000	680,000	680,000	680,000	680,000	680,000	680,000	
Total Estimated Expenditures		76,553,359	78,300,390	79,892,209	80,422,822	80,953,434	81,783,537	83,867,799	