

**WASHINGTON COUNTY
BOARD OF EDUCATION**

March 3, 2022

5:30 PM

Central Office

- I. CALL TO ORDER**
- II. Recognitions**
 - A. Daniel Boone High MCJROTC**
 - B. Grandview Elementary Girls' Basketball Team**
 - C. 2022 SCOPE Students and SY2022-2023 Student Board Members:**
 - Daniel Boone High:**
 - Elijah Gouge and Elizabeth Gray**
 - David Crockett High:**
 - Caleb Corso and Raven Dixon**
- III. REQUEST TO ADDRESS THE BOARD**
 - A. Olivia Henry, David Crockett High School, Girl Scout Gold Award**
- IV. CONSIDERATION OF MEETING AGENDA**
- V. APPROVAL OF MEETING MINUTES**
 - A. February 3, 2022**
 - B. February 9, 2022**
 - C. February 22, 2022 - Workshop**
- VI. ANNOUNCEMENTS**
 - A. TSBA SCOPE Conference; Belmont University, Nashville, TN
March 16, 2022**
 - B. March 21, 2022; 5:00 p.m.; Workshop**
 - C. TOSS Legislative & Learning Conference; Nashville, TN
March 22-24, 2022**
- VII. SUPERINTENDENT'S REPORT**
 - A. We Are Washington County - Mary Beth Collette**
 - B. Enrollment Update**
 - C. Field Trips & School Events Report**
 - D. Maintenance Report**
 - E. Monthly Financials**
 - F. Personnel Report**
 - G. Grants Report**
 - H. Other**
- VIII. CONSIDERATION OF CONSENT AGENDA**

- A. **Approval to use a stockpiled day on May 3, 2022 (primary election date)**
- B. **Approval of *Nursing Supervisor* Job Description**
- C. **Agreements**
 - 1. **Approval for Superintendent Boyd to develop an agreement with Coalition for Kids to provide after-school services in Washington County Schools**
 - 2. **Lease Agreement with South Central Ruritan for use of ball fields: effective March 4, 2022 - May 15, 2027.**
 - 3. **PO 5292; Glimpse k12 eROI platform/service; Sole Source; Funded with ESSER; Line item 72250-399: Implementation \$45,450.00, Professional Development \$4,500.00**
- D. **Overnight/Out of Country Field Trip Requests**
 - 1. **Approval of Out of Country Trip Request (Daniel Boone High School(Spanish & French classes); June 2023; Paris & Barcelona) and All persons will be required to obtain travel insurance.**
 - 2. **Grandview Elementary School
Girls' Basketball State Tournament; Rutherford County
February 10-12, 2022**
 - 3. **Daniel Boone High School
FFA State Convention; Gatlinburg, TN
March 27-30, 2022**
 - 4. **Daniel Boone High School
HOSA State Competition; Knoxville, TN
March 28-30, 2022**
 - 5. **Daniel Boone High School
Electrical & Cosmetology State Competition; Chattanooga, TN
April 10-13, 2022**
 - 6. **Daniel Boone High School
Reflections; Tennessee All-State Honors' Choir; Nashville, TN
April 27-30, 2022**
 - 7. **David Crockett High School
FFA State Convention; Gatlinburg, TN
March 26-30, 2022**
 - 8. **David Crockett High
South East Air Rifle Regionals; Anniston, Alabama
March 31-April 2, 2022**
 - 9. **David Crockett High School
All State Band & TMEA Conference; Nashville, TN
April 27-30, 2022**
 - 10. **David Crockett High School
State Competition; Digital Arts & Construction; Chattanooga, TN
April 10-13, 2022**
 - 11. **Grandview Elementary School
8th Grade; Outer Banks, NC
May 17-20, 2022**

12. **South Central Elementary School**
8th Grade; Charleston, SC
May 12-14, 2022

E. Purchases

1. **School Bus Payment Authorization; \$38,667.00; Line Item 141E 72620-701**
2. **Purchase Orders**
 1. **PO 5029; Frontline Education Renewal for Substitute Management System; Sole Source-Existing Program; \$26,291.30; Line Item 141E71100-399**
 2. **PO 5272; Gov Connection Inc; HPI Notebooks for DCHS CTE Construction Program; \$18,618.75; State Contract-NJPA; Line Item 71300-730**
 3. **PO 5333; DCHS CTE-Welding Program; Line Item 141E 71300-730; Powermig 260(3) \$8,898.00, Powermax 30xp Hand System(2) \$2,758.00; Request permission to bid the following items based on the current price estimates or, if available, purchase through the State Contract or Purchasing Co-op - Invertec(6) \$15,600.00, Aspect 230(3) \$18,360.00, Piperfab Ready Pak(1) \$14,300.00**
3. **TN All Core Grant Support: Tutoring Support-Line item 142E 72210-189-930(13 Educational Assts. @ \$20.00 per hour); Classroom Supplies & Curriculum Support-Line item 142E 72210-429-930 (\$92,083.08); Line Item 142E 72210-499-930(\$100,460.11)**
4. **Perkins Basic Grant Support: CTE Coordinators stipends at each high school - Line Item 142E 71300-189-800 (\$1,800.00 plus fixed costs); Industry Certification Curriculum-Career Development - Line Item 142E71300-429-800 (\$36,369.77)
Other Industry Certifications - Line Item 142E 71300-499-800 (\$13,760.00)
CTE Equipment - Line Item 142E 71300-730-800 (\$70,546.05)**

F. Items to be declared as surplus and sold on GovDeals, as submitted

G. Naming of Fall Branch Gym in memory of David Williams

IX. DISCUSSIONS/PRESENTATIONS

A. RESOLUTION OF THE WASHINGTON COUNTY BOARD OF EDUCATION REQUESTING NO LEGISLATIVE ACTION ON HB2833/SB2168

X. ADJOURNMENT



Journey for the Gold

By: Olivia Henry



Girl Scout Gold Award

The Gold Award is the highest achievement a Girl Scout can earn. It's purpose is to take an issue, research it, and then take action to develop and carry out a lasting solution to address the issue. According to the Girl Scout Organization, less than 6% of eligible Girl Scouts successfully earn the Gold Award each year.



The Issue

I discovered that Over the Counter (OTC) medications are abused and cause harm to the abusers. I chose to focus on High School students, specifically the students at David Crockett High School.



My Investigation

As I looked into OTC abuse I found that there are no companies or agencies that are dedicated to informing people to the dangers of OTC abuse.



My Plan

After my investigation I chose to create a website to inform people of the dangers of OTC abuse. In my website I created a video and a podcast to best help others learn about abusing OTC medications.



My Team

While working on the website I decided that I needed a good team to help me. I chose to team up with a few of my teachers, a pharmacist, and three pharmacy students. This team helped me find solutions to the obstacles that I faced.



Sharing My Project

To share my project I made posters that gave the link to the website and a QR code for quick use. I will put these posters in the halls so that they would easily be seen. I chose to make my posters in the form of memes so that they could easily gain the attention of the students passing by.

Let's spill the tea on OTC.



<https://gold-for-otcs.wixsite.com/website>

<https://gold-for-otcs.wixsite.com/website>



Living a
happy Life
and having
no worries.



Living a
happy life
and having
no worries.





Taking OTCs



<https://gold-for-otcs.wixsite.com/website>

I like to drink, smoke,
and take drugs.

You fool that is
killing you.



<https://gold-for-otcs.wixsite.com/website>



<https://gold-for-otcs.wixsite.com/website>



WASHINGTON COUNTY BOARD OF EDUCATION

February 3, 2022; 5:30 PM; Central Office

Those present were Chairman Jason Day, Vice-Chair Mike Masters, Mary Beth Dellinger, Whitney Riddle, David Hammond, Keith Ervin, Chad Fleenor, Mitch Meredith, and Annette Buchanan.

I. CALL TO ORDER

Chairman Day called the meeting to order. Following a moment of silence, student board member Clayton Moorhouse led the pledge to the flag.

Chairman Day asked Mr. Moorhouse to tell about himself. The board congratulated him on his recent acceptance to West Point.

II. CONSIDERATION OF MEETING AGENDA

Chad Fleenor moved for approval of the meeting agenda, with moving *Item VII. Approval to name the existing Jonesborough Middle School Gymnasium – Terry L. Crowe and carry over to the new Jonesborough School Gymnasium upon completion* to VIII. under Discussions/Presentations. David Hammond seconded the motion, which carried on roll call vote:

Mike Masters: yes
Whitney Riddle: yes
Keith Ervin: yes
Annette Buchanan: yes
Jason Day: yes
Mary Beth Dellinger: yes
Chad Fleenor: yes
David Hammond: yes
Mitch Meredith: yes

III. APPROVAL OF MEETING MINUTES

- A. January 4, 2022: Regular Meeting**
- B. January 25, 2022: Called Meeting**
- C. January 25, 2022: Workshop**
- D. January 29, 2022: Mid-Year Board Retreat**

Mike Masters moved for approval of the minutes, as presented. Chad Fleenor seconded the motion, which carried on roll call vote:

Mike Masters: yes
Whitney Riddle: yes
Keith Ervin: yes
Annette Buchanan: yes
Jason Day: yes

Mary Beth Dellinger: yes
Chad Fleenor: yes
David Hammond: yes
Mitch Meredith: yes

IV. ANNOUNCEMENTS

**A. February 14, 2022
In-Service Day (no students)**

**B. February 21, 2022
Presidents Day
No School, Offices Closed**

**C. February 22, 2022; 5:00 p.m.
Workshop**

**D. February 24, 2022; 6:00 p.m.
County Commission Meeting**

**E. April 7, 2022; 4:30 p.m.
Tenure Reception**

V. SUPERINTENDENT'S REPORT

A. We Are Washington County - Daniel Boone High Student, Clayton Moorhouse

Mr. Moorhouse shared school events from the month of January.

B. Enrollment Update

C. Field Trips Report

D. Maintenance Report

E. Monthly Financials

1. December 2021 Financials

F. Personnel Report

G. Grants Report

H. Other

VI. CONSIDERATION OF CONSENT AGENDA

A. Approval of calendars for SY2022-2023(Calendar Version "B") & SY2023-SY2024(Calendar Version "A")

B. Epidemiology & Laboratory ELC Grant Approval

C. Approval of Purchase Orders

- 1. Purchase Order Requiring Approval, P.O. # 34294, ELC Grant, Staples, Prior BOE approved on 01/04/2022, slight price increase from \$20,416.46 to \$20,850.80**
- 2. Purchase Order Requiring Approval, P.O. #34341, ARP 2.0 Homeless Grant, Gift Cards, Gas Cards, Cell Phones for use of students in need_ \$25,500**
- 3. Purchase Order Requiring Approval; PO 34279; Title IIA; Line Item 200 72210524; IMSE for In-person Comprehensive Training; \$29,880.00**
- 4. Purchase Order Requiring Approval; PO 34311; Energy Systems Group; HVAC Upgrades at Daniel Boone High & David Crockett High; funded through ESSER 3.0; Line Item 937-76100707; \$5,681,595.00; Prior Board Approval 11/4/21**

D. Bids/Quotes/RFP's

- 1. Approval to award bid to Mid-South Bus Center, Murfreesboro, TN for purchase of 3 mini-buses; \$67,890.00ea; total \$203,670.00;Funded through county educational capital plan**

E. Purchases

- 1. Purchase of Stage Lighting equipment through purchasing Co-Op (Omnia Partners) for theaters at Daniel Boone High (\$18,847.94) and David Crockett High (\$42,024.03);Line item 141E 72620-335 (00015 & 00016 pending budget amendment approval)**

F. Contracts/Agreements

- 1. Approval for agreement with Central Technologies, Inc. for Gaggle program implementation; \$56,973.00 (line item 141E 72250-399)(pending budget amendment approval)**
- 2. Approval to enter into an agreement with Lewis Group Architects (Knoxville, TN) for development of a Master Plan of Athletic Facilities at Daniel Boone High and David Crockett High (Line item 141E 72310 399)**
- 3. Skyward Contract Renewal; 3 year period; \$69,338.92**

G. ESSER

- 1. ESSER 3.0 Public Plan-Federal Relief Spending Addendum**
- 2. Safe Return to In-Person Instruction & Continuity of Services Plan Addendum**

H. Approval for cleaning fee increase from \$75.00 to \$100.00 for weekend tournaments at the North and South Athletic Complexes

I. Items to be declared as surplus and sold on GovDeals, as submitted

J. Approval to name the existing Jonesborough Middle School Gymnasium - Terry L. Crowe and carry over to the new Jonesborough School Gymnasium upon completion.

K. Approval of Overnight/Out of State Field trips

1. David Crockett High Wrestling Team; January 14-15, 2022; Virginia High School: Wrestling Tournament

2. Daniel Boone High Band; February 3-5, 2022; Park Vista Hotel/Convention Center, Gatlinburg, TN; All-East Band

3. David Crockett High Band; February 3-5, 2022; Park Vista Hotel/Convention Center, Gatlinburg, TN; All-East Band

4. David Crockett High Madrigal Singers; April 27-30, 2022; Opryland Hotel/Convention Center, Nashville, TN: All-State Choir

David Hammond moved for approval of the consent agenda. Mike Masters seconded the motion, which carried on roll call vote:

Mike Masters: yes
Whitney Riddle: yes
Keith Ervin: yes
Annette Buchanan: yes
Jason Day: yes
Mary Beth Dellinger: yes
Chad Fleenor: yes
David Hammond: yes
Mitch Meredith: yes

VII. DISCUSSIONS/PRESENTATIONS

A. Sale of old Boones Creek Middle School property

Motion 1 carried (As Amended):

Keith Ervin move to accept 1.7 million offer with Red Oak Investments with 45 day inspection period and 15 days to close. Annette Buchanan seconded the motion, which carried on roll call vote:

- Mike Masters: yes
- Whitney Riddle: yes
- Keith Ervin: yes
- Annette Buchanan: yes
- Jason Day: no
- Mary Beth Dellinger: yes
- Chad Fleenor: no
- David Hammond: no
- Mitch Meredith: no

Whitney Riddle move to accept 1.7 million offer with Red Oak Investments *amend 45 day inspection period and 15 days to close*. Chad Fleenor seconded the motion, which carried on roll call vote:

- Mike Masters: yes
- Whitney Riddle: yes
- Keith Ervin: yes
- Annette Buchanan: yes
- Jason Day: no
- Mary Beth Dellinger: yes
- Chad Fleenor: yes
- David Hammond: yes
- Mitch Meredith: yes

Motion 2 carried:

Chad Fleenor moved for a called meeting on February 10, 2022 at 4:30 p.m. to review offer; expiration date for counter offer expires noon on February 10, 2022. Whitney Riddle seconded the motion, which carried on roll call vote:

- Mike Masters: yes
- Whitney Riddle: yes
- Keith Ervin: yes
- Annette Buchanan: yes
- Jason Day: yes
- Mary Beth Dellinger: yes
- Chad Fleenor: yes
- David Hammond: yes
- Mitch Meredith: ye

Motion 3 carried:

Whitney Riddle moved for a backup counter offer to Cashier at 1.7 million and February 10, 2022 at noon as cutoff period. Mary Beth Dellinger seconded the motion, which carried on roll call vote:

- Mike Masters: yes
- Whitney Riddle: yes
- Keith Ervin: yes
- Annette Buchanan: yes
- Jason Day: yes
- Mary Beth Dellinger: yes
- Chad Fleenor: yes
- David Hammond: yes
- Mitch Meredith: no

B. Purchase of Sound Boards for Lamar Elementary; Line item 141E 72620 -335-0001 (pending budget amendment approval)

Chad Fleenor move to award bid to Chris Mullins Co LLC at \$26,750.00 for soundboards at Lamar Elementary. Whitney Riddle seconded the motion which, carried on roll call vote:

- Mike Masters: yes
- Whitney Riddle: abstain (with conflict)
- Keith Ervin: yes
- Annette Buchanan: yes
- Jason Day: abstain (with conflict)
- Mary Beth Dellinger: yes
- Chad Fleenor: yes
- David Hammond: no
- Mitch Meredith: no

C. Purchase of 7 Complete Conventional School Buses (funded through county educational capital plan)

Motion carried:

Chad Fleenor moved to award bid for 7 conventional Bluebird buses. Annette Buchanan seconded the motion, which carried on roll call vote:

- Mike Masters: yes
- Whitney Riddle: yes
- Keith Ervin: no
- Annette Buchanan: yes
- Jason Day: yes
- Mary Beth Dellinger: yes
- Chad Fleenor: yes
- David Hammond: yes
- Mitch Meredith: yes

Amendment failed:

Keith Ervin purchase of 7 propane Bluebird buses; amendment to purchase 5 propane and 2 diesel. Mike Masters seconded the motion, which failed on roll call vote:

- Mike Masters: no
- Whitney Riddle: no
- Keith Ervin: yes
- Annette Buchanan: no
- Jason Day: no
- Mary Beth Dellinger: yes
- Chad Fleenor: no
- David Hammond: no
- Mitch Meredith: no

VI.J. Approval to name the existing Jonesborough Middle School Gymnasium - Terry L. Crowe and carry over to the new Jonesborough School Gymnasium upon completion.

Motion carried:

Annette Buchanan moved to name the Jonesborough Middle School gym as Terry L. Crowe and transfer to new Jonesborough School gymnasium. Mary Beth Dellinger seconded the motion, which carried on roll call vote:

- Mike Masters: yes
- Whitney Riddle: yes
- Keith Ervin: yes
- Annette Buchanan: yes
- Jason Day: yes
- Mary Beth Dellinger: yes
- Chad Fleenor: yes
- David Hammond: yes
- Mitch Meredith: yes

Mr. Riddle suggested a dedication ceremony to be scheduled.

VIII. WCEA - Regina France Hensley, Teamwork makes the Dream Work

Mrs. Hensley expressed appreciation to the Board and all the stakeholders in the schools for support.

IX. ADJOURNMENT

**WASHINGTON COUNTY
BOARD OF EDUCATION**

February 9, 2022

5:00 PM

Central Office

I. CALL TO ORDER

Chairman Jason Day called the meeting to order. Those present were Chairman Jason Day, Vice-Chair Mike Masters, Mary Beth Dellinger, Whitney Riddle, David Hammond, Keith Ervin, Chad Fleenor, Mitch Meredith, Annette Buchanan, and Superintendent Jerry Boyd.

II. SALE OF BOONES CREEK MIDDLE PROPERTY

Motion carried:

Mike Masters move to rescind the two offers last week and accept new offer, as written from Cashiers Investors, LLC, for \$2.1 million for the purchase of Boones Creek Middle property. Mary Beth Dellinger seconded the motion, which carried on roll call vote:

- Mike Masters: yes
- Whitney Riddle: yes
- Keith Ervin: yes
- Annette Buchanan: yes
- Jason Day: yes
- Mary Beth Dellinger: yes
- Chad Fleenor: no
- David Hammond: yes
- Mitch Meredith: no

III. ADJOURNMENT

WASHINGTON COUNTY BOARD OF EDUCATION

February 22, 2022; 5:00 PM

Those present were Chairman Jason Day, Vice-Chair Mike Masters, Mary Beth Dellinger, Whitney Riddle, David Hammond, Chad Fleenor, Mitch Meredith, Annette Buchanan, and Superintendent Jerry Boyd.

I. Call to Order

II. Captain Wines, Washington County Sheriff's Department

Captain Wines and Investigator Clint Arnett gave a presentation on a system implemented that will help law enforcement in the event of an emergency at school facilities.

III. Academics

A. Adjustment to school calendar: May 3, 2022

Mr. Boyd said May 3rd is a primary election day. He continued with some schools serving as poll locations, the request for Board approval to use a stockpile day on May 3rd will be on the agenda.

IV. Business/Finance

A. Monthly Financials

Chief Finance Officer, Brad Hale, gave a brief overview of sales tax and financials from the month of January 2022.

B. School Bus Payment Authorization

The final prices for school bus purchases came in for FY22 as listed below:

- Conventional Buses totaling \$780,997.00
- Mini Buses totaling \$203,670.00
- Total Price equals \$984,667.00

The Washington County Commission previously approved a total amount of \$946,000.00 to be designated for school bus purchases. To meet time restriction deadlines, Board approval is requested to fund the remaining amount of \$38,667.00 out of the School General Fund (141). Expense line item 141E 72620-701 has been identified with available funds, therefore no budget amendment needs to be processed.

C. TN All Core Grant Summary

Funding for tutoring, classroom supplies, and curriculum support

Tutoring support to students:

- o 13 Educational Assistants (Math and ELA focused) at \$20.00 per hour out of Line item 142E 72210-189-930

Classroom supplies and curriculum support to support ELA/Reading tutoring:

- o Line item 142E 72210-429-930 \$92,083.08
- o Line item 142E 72210-499-930 \$100,460.11

- * mClass and Dibels support
- * Amplify reading
- * Digital Platform

D. Perkins Basic Grant Summary

To support the students and curriculum of the CTE Programs

CTE Coordinators stipends annually at each high school \$1,800.00 plus fixed costs

- o Line item 142E 71300-189-800

Industry Certification Curriculum-Career exploration and career development for \$36,369.77

- o Line item 142E 71300-429-800

Other Industry Certifications for \$13,760.00

- o Line item 142E 71300-499-800

CTE Equipment – Brick engraver, washer and dryer, automatic transmission simulator, 3D printer for metals, CNC Plasma Cutter, Wire EDM, Epson Direct Printer, Waycom Drawing tablets, Styling stations, hospital beds all totaling \$70,546.05

- o Line item 142E 71300-730-800

E. Purchase Orders

1. PO 5029; Frontline Education Renewal for Substitute Management System; Sole Source-Existing Program; \$26,291.30; Line Item 141E71100-399
2. PO 5272; Gov Connection Inc; HPI Notebooks for DCHS CTE Construction Program; \$18,618.75; State Contract-NJPA; Line Item 71300-730
3. PO 5333; DCHS CTE-Welding Program; Line Item 141E 71300-730;

Requesting BOE approval for P.O. 5333 for the DCHS CTE – Welding program under the below criteria.

141E 71300-730

- Purchase through Holston Gases
 - o Powermig 260 (price quotes included)-quantity 3 \$8,898.00
 - o Powermax 30 xp Hand System (price quotes included)-quantity 2 \$2,758.00
- Request permission to bid the below items based on the current price estimates (unless they can be purchased through the State Contract, or a BOE approved Purchasing Cooperative Agreement).
 - o Invertec \$275 – quantity 6 \$15,600.00
 - o Aspect 230 – quantity 3 \$18,360.00
 - o Pipefab Ready Pak – quantity 1 \$14,300.00

F. Job Description for Nursing Supervisor

Mr. Boyd presented a job description for the Nursing Supervisor for Board approval. The job description will be used for filling the position upon the current supervisor's retirement.

G. Grant Report

H. Sample Fund Balance Policy

The Board reviewed a draft policy to govern the school system's fund balance. Board members expressed concern of binding an amount to keep the fund balance. Concern was requiring the Board to adjust policy each time a situation arose that would cause the fund balance to go below the amount set by policy.

V. Operations

A. Agreement with South Central Ruritan for use of ball fields

The Board reviewed a new lease agreement with the ruritan for South Central Elementary to use the ball fields located at the ruritan.

B. Request to name the gym at Fall Branch Elementary in memory of David Williams

Sam Haren presented a request on behalf of Fall Branch Elementary to name the gym in memory of David Williams. Mr. Williams served as an educator and coach at Fall Branch Elementary for 31 years.

C. New Jonesborough School Update

Mr. Boyd updated the Board he had met with Bob Browning the prior week. Among the discussion were the athletic fields included in the project – football, track, baseball/softball fields, concessions, and restrooms. Mr. Boyd said it was not 100% that included in the project were field lighting and parking lot lighting. Mr. Boyd said the Town had also met with Technology Supervisor Curtis Fullbright regarding the network. Conduit was included in the plans.

Chairman Day said the Board need to be pro-active and develop plan for ensuring installation of a playground at the new school. Board members were in agreeance and reiterated not wanting to be in the same situation as Boones Creek Elementary.

With the building project in full swing, the Board would like Mr. Browning to attend the monthly workshops to provide project updates.

In the meeting with Mr. Boyd, Mr. Browning said the ag center development on a portion of the property was still in the vision.

D. Items to be declared as surplus and sold on GovDeals

The Board reviewed items presented to be declared surplus and sold on GovDeals for approval at the March 3rd meeting.

E. Maintenance Report:

- Reroof at Daniel Boone High is complete. In the process of removing left over material and debris. Soffit material at the auxiliary gym is back ordered 4 to 5 weeks.
- The awning replacement at Lamar as not been accepted as to date.
- Status of lighting replacement by Excel Energy Group;
 - Completed schools: Jonesborough Middle, Lamar, Central Office, Asbury, Grandview Elementary, Ridgeview Elementary, and Midway.
 - Waiting on parts to ship or parking lot lights: Jonesborough Elementary, Sulphur Springs, Bus Garage,

Maintenance, and David Crockett High.

Yet to start: Gray, Daniel Boone High, Fall Branch, and West View.

- Practice football field at David Crockett High is in process. Some of the dirt from turf installation will be utilized.
- The Lewis Group will be working up a new cost estimate for David Crockett High culinary arts department. (installation of stoves)
- Installation of turf will begin March 25th weather permitting. High School football fields will be out of service beginning March 21st.
- Daniel Boone High kitchen specifications are nearly complete and will be released for bid.
- David Crockett High backordered kitchen equipment will be installed the week of March 25th.
- Purchase order has been issued for sound boards at Lamar.
- Shampoo chairs (installation) at Daniel Boone High cosmetology department are a priority.
- System wide installation of 40 bottle fill stations will be done as, time is available for the plumbers.

VI. Student Supports

A. COVID-19 Testing Update

The Board reviewed data that included the number of COVID tests given in the schools.

VII. Superintendent

A. Out of Country Trip Request from Daniel Boone High School (Spanish & French classes); June 2023; Paris & Barcelona

Yarima Rodriguez, teacher at Daniel Boone High, presented the out of country trip request for the Board's consideration at the March Board meeting.

Board members expressed the trip as a great opportunity for students. To avoid families losing money in the event the trip is cancelled, the Board said those taking the trip must be required to take the trip insurance.

B. Coalition for Kids

Mr. Boyd said himself, Twana McKinney, and Jerry Whitaker had visited the Coalition for Kids program in Johnson City. Mr. Boyd will present an option to the Board for the program to be offered in Washington County Schools.

C. Discuss March 22, 2022 Board Workshop Date -- Request Change of Date

Mr. Boyd will be attending the TOSS Conference on March 22nd. He requested the workshop date be moved to March 21st.

D. Minutes

1. February 3, 2022

2. February 9, 2022

VIII. Adjournment

We Are Washington County

March 2022

Recognized by Governor Bill Lee as a Best for All School District



Principal of the Year!

ROBIN STREET-WV
PRINCIPAL OF THE YEAR 2022

8th Grade Visits!



Author Michael Shoulders visits Ridgeview!



Girls Basketball Breaking Records



West Hills Gifts Tractors in support of Agriculture Education



School	-2	-1	K	1	2	3	4	5	6	7	8	9	10	11	12	Total
Boones Creek Elementary School	2	24	106	76	116	91	79	76	82	75	86					813
Daniel Boone High School												293	306	328	248	1175
David Crockett High School												312	320	271	250	1153
Fall Branch Elementary School			24	42	24	26	22	31	22	25	30					246
Gray Elementary School		21	57	52	60	47	50	60	45	68	57					517
Grandview Elementary School	17	48	54	69	58	48	72	70	69	66	64					635
Jonesborough Elementary School		2	97	96	82	97	89									463
Jonesborough Middle School								97	102	99	106					404
Lamar Elementary School	1	20	47	39	51	37	39	39	44	45	43					405
Ridgeview Elementary School	15	31	68	76	63	87	100	82	89	70	74					755
South Central Elementary School			29	22	21	12	16	18	31	23	37					209
Sulphur Springs Elementary School	2	1	46	38	44	38	31	34	33	37	41					345
University School			20	20	20	21	25	47	53	52	51	71	70	80	70	600
West View Elementary School		2	30	31	36	25	39	35	37	37	50					322
Tennessee Virtual Learning Academy									14	11	9	19	13	17	4	87
District Total	37	149	578	561	575	529	562	589	621	608	648	695	709	696	572	8129

SCHOOL	DATE	DESTINATION	LOCATION	GRADE LEVEL	TIME AWAY
Asbury	15-Dec-21	Shoe Carnival & Chick-Fil-A	Johnson City, TN	Grades 9-12	Day
	4-Feb-22	Food City	Johnson City, TN	Grades 9-12	Day
	17-Feb-22	TCAT	Elizabethton, TN	Grades 9-12	Day
	4-Mar-22	Food City	Johnson City, TN	Grades 9-12	Day
Boones Creek Elementary	24-Aug-21	Appalachian Fairgrounds	Gray, TN	Grade 3	Day
	12-Oct-21	Fender's Farm	Jonesborough, TN	Grades Pre-K - 8	Day
	13-Oct-21	Fender's Farm	Jonesborough, TN	Grades Pre-K - 8	Day
	15-Oct-21	Fender's Farm	Jonesborough, TN	Grades Pre-K - 8	Day
	12-15-Oct-2021	Fender's Farm	Jonesborough, TN	Grades Pre-K - 8	Day
	16-Nov-21	Rocky Mount	Piney Flats, TN	Grade 2	Day
	8-Dec-21	The Mall - Shop with a Cop	Johnson City, TN	Grades 6-8	Day
	15-Dec-21	Shoe Carnival - Shoe Giveaway & Beef O' Brady's	Johnson City, TN		Day
	14-16-Dec-2021	Quantum Leap Trampoline Park	Johnson City, TN	Grades Pre-K - 8	Day
	24-Feb-22	DBHS	Gray, TN	Grade 8	Day
	11-May-22	Dollywood - Beta Club and Student Council	Pigeon Forge, TN	Grades 5-8	Day
	13-May-22	Winged Deer Park	Johnson City, TN	Grade K	Day
	13-May-22	ETSU; Niswonger; JC Library; JC Mall	Johnson City, TN	Grades 6-8	Day
	17-May-22	Quantum Leap & King Commons Park	Johnson City, TN	Grade 3	Day
Fall Branch Elementary	24-Aug-21	Appalachian Fairgrounds	Gray, TN	Grade 3	Day
	24-Aug-21	Appalachian Fairgrounds	Gray, TN	Grades 1; 5; 7	Day
	25-Aug-21	Appalachian Fairgrounds	Gray, TN	Grades 2; 4; 6; 8	Day
	19-Oct-21	RCAM & ETSU	Kingsport, TN & Johnson City, TN	Grade 8	Day
	18-Nov-21	Bays Mountain Park; Lunch at Golden Corral	Kingsport, TN & Johnson City, TN	Grade 7	Day
	8-Dec-21	Mall & Pizza Plus	Johnson City and Jonesborough, TN	Grades 5-8	Day

	15-Dec-21	AMC Theaters & Food Court	Johnson City, TN	Grade 7	Day
	15-Dec-21	Shoe Carnival	Johnson City, TN	Grades K-8	Day
	16-Dec-21	Hands On Museum	Gray, TN	Grade 4-5	Day
	25-Feb-22	DBHS & JC Mall Food Court	Gray, TN & Johnson City, TN	Grade 8	Day
	2-Mar-22	Tipton Haynes Historic Site	Johnson City, TN	Grades 4-5	Day
	11-Mar-22	AMC Theaters & Food Court - EPIC Reward	Johnson City, TN	Grades 6-8	Day
Grandview Elementary	8-Sep-21	ETSU School of Music	Johnson City, TN	Grade 8	Day
	21-Sep-21	Upper East Sectional State Qualifier - Cross Country Team	Greeneville, TN	Grade 6-8	Day
	9-Oct-21	Anderson County Volleyball Tournament - Anderson County HS	Clinton, TN	Grade 6-8	Day
	20-Oct-21	Downtown Jonesborough - Heritage Alliance	Jonesborough, TN	Grade 5	Day
	22-Oct-21	Fender's Farm	Jonesborough, TN	Grade Pre-K	Day
	28-Oct-21	Stickley Farms	Bluff City, TN	Grade K	Day
	9-Nov-21	Andrew Johnson's Home; Nathanael Greene Museum; Harden Park	Greeneville, TN	Grade 5	Day
	15-Nov-21	Quantum Leap Trampoline Park	Johnson City, TN	Grades K-8	Day
	19-Nov-21	Paradise Acres Family Fun Park	Johnson City, TN	Grade K	Day
	7-Dec-21	Band Field Trip - JMS; Lamar; SC; WV to Grandview	Telford, TN	Grades 6-8	Day
	28-Jan-22	DCHS and JC Mall Food Court	Jonesborough, TN	Grade 8	Day
	25-Feb-22	DCHS - High School Requirements - CTE Offerings	Jonesborough, TN	Grade 8	Day
	17-20-May-2022	8th Grade Trip	Outer Banks, NC	Grade 8	Overnight
Gray Elementary	24-Aug-21	Appalachian Fairgrounds	Gray, TN	Grade 3	Day
	21-Sep-21	Upper East Sectional State Qualifier - Cross Country Team	Greeneville, TN	Grades 6-8	Day
	22-Oct-21	Fender's Farm	Jonesborough, TN	Grade 1	Day

	17-Nov-21	TCAT Elizabethton & ETSU	Elizabethton, TN & Johnson City, TN	Grade 8	Day
	16-Dec-21	Jonesborough Repertory Theatre - A Christmas Carol & JC Mall	Jonesborough, TN & Johnson City, TN	Grade 7	Day
	24-Feb-22	DBHS; NE State; Dairy Queen	Gray, TN & Blountville, TN	Grade 8	Day
Jonesborough Elementary	25-Aug-21	Appalachian Fairgrounds	Gray, TN	Grade 3	Day
	15-Oct-21	Stickley Farms	Bluff City, TN	Grade 1	Day
	29-Oct-21	Fender's Farm	Jonesborough, TN	Grade K	Day
	3-Nov-21	Quantum Leap Trampoline Park	Johnson City, TN	Grades K-4	Day
	4-Nov-21	Quantum Leap Trampoline Park	Johnson City, TN	Grades K-4	Day
	8-Dec-21	Shop with a Cop - JC Mall	Johnson City, TN	Various	Day
	13-Dec-21	Mall at JC - Christmas Shopping for students	Johnson City, TN	Grades 5-8	Day
	14-Dec-21	Mall at JC - Christmas Shopping for students	Johnson City, TN	Various	Day
	15-Dec-21	Shoe Carnival; JC Mall; and Pizza Plus	Johnson City and Jonesborough, TN	Grades K-4	Day
	16-Dec-21	Just Jump	Johnson City, TN	Grade 4	Day
Jonesborough Middle	8-Sep-21	ETSU School of Music	Johnson City, TN	Grade 8	Day
	23-24-Oct-2021	Rocky Top Sports World	Gatlinburg, TN	Grades 6-8	Overnight
	24-Feb-22	DCHS	Jonesborough, TN	Grade 8	Day
	15-Dec-21	Shoe Carnival & Chick-Fil-A	Johnson City, TN	Various	Day
Lamar Elementary	25-Aug-21	Appalachian Fairgrounds	Gray, TN	Grade 3	Day
	8-Sep-21	ETSU School of Music	Johnson City, TN	Grade 8	Day
	29-Sep-21	Fender's Farm	Jonesborough, TN	Grade K-7	Day
	22-Oct-21	Fender's Farm	Jonesborough, TN	Grade K	Day
	16-Nov-21	Gray Fossil Site; Lunch at Golden Corral	Gray, TN & Johnson City, TN	Grade 5	Day

	22-Nov-21	Wal-Mart & Pizza Plus - Builders Club - Christmas Lamar Students	Johnson City, TN & Jonesborough, TN	Grades 6-8	Day
	8-Dec-21	JC Mall & Pizza Plus - Shop with a Cop	Johnson City, TN & Jonesborough, TN	Grade 7	Day
	14-Dec-21	Hands On Museum	Gray, TN	Grade Pre-K	Day
	15-Dec-21	Shoe Carnival and Pizza Plus	Johnson City, TN & Jonesborough, TN	Grades K-5	Day
	15-Dec-21	Jonesborough Repertory Theatre - A Christmas Carol	Jonesborough, TN	Grades 6-8	Day
	16-Dec-21	Wellmont Performing Arts Center - NE State	Blountville, TN	Grade 4	Day
	11-Jan-22	Jonas Ridge Snow Tubing Park	Newland, NC	Grades 6-8	Day
	23-Feb-22	DCHS - High School Requirements - CTE Offerings	Jonesborough, TN	Grade 8	Day
	10-May-22	Various Schools - Concert Preparation - Rehearsal	Jonesborough, TN	Grades 6-8	Day
Ridgeview Elementary	25-Aug-21	Appalachian Fairgrounds	Gray, TN	Grade 3	Day
	21-Sep-21	Upper East Sectional State Qualifier - Cross Country Team	Greeneville, TN	Grade 6-8	Day
	24-Sep-21	Fender's Farm	Jonesborough, TN	Grade K	Day
	29-Oct-21	Stickley Farms	Bluff City, TN	Grade 1	Day
	22-Nov-21	AMC Theaters & Food Court	Johnson City, TN	Grade 1	Day
	14-Dec-21	Shoe Carnival & Logans Roadhouse	Johnson City, TN	Various	Day
	21-Jan-22	Wolf Laurel - Reward trip for Color-Thon	Marshall, NC	Various	Day
	11-12-Feb-22	Ross Robinson MS - Upper Area Jr. Clinic	Kingsport, TN	Grade 7	Day
	25-Feb-22	DBHS & Dairy Queen	Gray, TN	Grade 8	Day
	2-Mar-22	ETSU	Johnson City, TN	Grade 8	Day

	10-Mar-22	Gray Fossil Site; Hands On Museum	Gray, TN	Grade 2	Day
	18-Mar-22	Hands On Museum	Gray, TN	Grade K	Day
South Central Elementary	8-Sep-21	ETSU School of Music	Johnson City, TN	Grade 8	Day
	21-22-Oct-2021	Paradise Acres Family Fun Park - EPIC Rewards	Johnson City, TN	Grades K-8	Day
	28-Oct-21	West View - Sports Pictures	Limestone, TN	Grades 6-8	Day
	29-Oct-21	Fender's Farm	Jonesborough, TN	Grade K	Day
	8-Dec-21	Shop with a Cop - Student/(s)	TBD		Day
	15-Dec-21	Shoe Carnival - Shoe Giveaway	Johnson City, TN	Grades K-8	Day
	16-Dec-21	Jonesborough Repertory Theatre & The Mall Food Court	Jonesborough, TN & Johnson City, TN	Grades 7-8	Day
	3-Feb-22	Quantum Leap Trampoline Park	Johnson City, TN	Grades K-4	Day
	4-Feb-22	Quantum Leap Trampoline Park	Johnson City, TN	Grades 5-8	Day
	9-Feb-22	NE State and TCAT	Blountville, TN & Elizabethton, TN	Grades 7-8	Day
	16-Feb-22	NE State and TCAT	Blountville, TN & Elizabethton, TN	Grades 7-8	Day
	25-Feb-22	DCHS	Jonesborough, TN	Grade 8	Day
Sulphur Springs Elementary	25-Aug-21	Appalachian Fairgrounds	Gray, TN	Grade 3	Day
	8-Dec-21	Mall & Pizza Plus	Johnson City and Jonesborough, TN	Grades K-8	Day
	26-Jan-22	Quantum Leap Trampoline Park	Johnson City, TN	Grades K-8	Day
	14-Dec-21	Shoe Carnival & Lunch	Johnson City	Grades K-8	Day
	7-Mar-22	Eastman's Toy F. Reid Employee Center (Charlotte's Web)	Kingsport, TN	Grade K	Day
	11-12-Feb-22	Ross Robinson MS - Upper Area Jr. Clinic	Kingsport, TN	Grade 7	Day
University School					
West View Elementary	8-Sep-21	ETSU School of Music	Johnson City, TN	Grade 8	Day

	10-Dec-21	Paramount - Nutcracker Ballet & Lunch (Fast Food)	Bristol, TN	Grades 6-8	Day
	13-Dec-21	Marquee Cinemas	Bristol, TN	Grades 3-4	Day
	14-Dec-21	Shoe Carnival	Johnson City, TN		Day
	23-Feb-22	DCHS	Jonesborough, TN	Grade 8	Day
Daniel Boone High School	25-Aug-21	Ron Ramsey Center	Blountville, TN	Grades 11-12	Day
	25-Aug-21	TCAT Elizabethton	Elizabethton, TN	Grades 11-12	Day
	25-Aug-21	Bays Mountain Park	Kingsport, TN	Grades 9-12	Day
	27-Aug-21	Appalachian Fairgrounds	Gray, TN	Grades 9-12	Day
	27-Aug-21	Appalachian Fairgrounds	Gray, TN	Grades 9-12	Day
	13-Sep-21	Camp ACC *Moved to 10-25-2021*	Unicoi, TN	Grades 9-12	Day
	14-Sep-21	Washington County Ag Partnership Leadership and Career Tour	Washington County, TN	Grades 11-12	Day
	16-Sep-21	Watauga District Land Evaluation CDE	Sullivan County	Grades 9-12	Day
	17-18-Sep-2021	Volunteer Season Opener Air Rifle Match - Volunteer HS	Church Hill, TN	Grades 9-12	Day
	18-Sep-21	Vallie View 5K Obstacle Run - Vallie View Farm	Chuckey, TN	Grades 9-12	Day
	23-Sep-21	TCAT Elizabethton	Elizabethton, TN	Grade 12	Day
	25-Sep-21	DBHS Drill Jamboree - DBHS	Gray, TN	Grades 9-12	Day
	28-Sep-21	La Carreta - Spanish Lab - Practice Spanish language	Gray, TN	Grades 10-11	Day
	29-Sep-21	Watauga District Forestry CDE	Carter County	Grades 9-12	Day
	29-Sep-21	La Carreta - Spanish Lab - Practice Spanish language	Gray, TN	Grades 10-11	Day
	29-Sep-21	Ballad Health JCMCH and VA	Johnson City, TN	Grades 11-12	Day
	30-Sep-21	Appalachian Fairgrounds	Gray, TN	Grades 11-12	Day
	30-Sep-21	La Carreta - Spanish Lab - Practice Spanish language	Gray, TN	Grades 10-11	Day
	1-Oct-21	East Tennessee Land Evaluation	Knoxville, TN	Grades 9-12	Day

	2-Oct-21	Duck Island Orienteering "Beginners" - Warriors Path State Park	Kingsport, TN	Grades 9-12	Day
	2-Oct-21	Volunteer HS Orienteering "Intermediate" - Warriors Path State Park	Kingsport, TN	Grades 9-12	Day
	7-8-Oct-21	Montgomery Bell Academy Air Rifle Match	Nashville, TN	Grades 9-12	Overnig ht
	13-16-Oct-21	Trailblazer Shoulder to Shoulder Air Rifle Match - DBHS	Gray, TN	Grades 9-12	Day
	15-Oct-21	El Vendao Tienda Guatemalteca (Grocery Store)	Johnson City, TN	Grades 11-12	Day
	16-Oct-21	Dollywood - Key Club Fall Rally	Pigeon Forge, TN	Grades 9-12	Day
	19-Oct-21	UT Engineers Day - Arch & Engr Design	Knoxville, TN	Grades 9-12	Day
	21-23-Oct-21	McDowell HS Shoulder to Shoulder Match - McDowell HS	Marion, NC	Grades 9-12	Overnig ht
	23-Oct-21	Science Hill HS Drill Meet	Johnson City, TN	Grades 9-12	Day
	25-Oct-21	Camp ACC * <u>Moved from 9-13- 2021*</u>	Unicoi, TN	Grades 9-12	Day
	27-Oct-21	The Barter Theatre	Abingdon, VA	Grades 10-12	Day
	29-Oct-21	Appalachian Shoulder to Shoulder Match - DCHS	Jonesborough, TN	Grades 9-12	Day
	30-Oct-21	Tag Day (All Hands) - DBHS	Gray, TN	Grades 9-12	Day
	5-Nov-21	Tipton Haynes Historic Site - "A Walk in their Boots"	Johnson City, TN	Grades 10-12	Day
	6-Nov-21	South Iredell HS Drill Meet - South Iredell HS	Statesville, NC	Grades 9-12	Overnig ht
	9-Nov-21	Appalachian Fairgrounds - Cosmetology Students Competition	Gray, TN	Grades 10-12	Day
	14-20-Nov-2021	FFA - Feeder Schools - Promoting Agriculture Education	Throughout Washington County, TN	Grades 9-12	Day

	18-20-Nov-2021	Maryville College - All East Honors Choir	Maryville, TN	Grades 10-12	Overnight
	19-Nov-21	R. S. Central HS Shoulder to Shoulder Match	Rutherfordton, NC	Grades 9-12	Day
	20-Nov-21	TCAT Elizabethton	Elizabethton, TN	Grades 9-12	Day
	22-Nov-21	Sulphur Springs and Gray Elementary	Sulphur Springs, TN & Gray, TN	Grades 10-12	Day
	23-Nov-21	Reece Museum; Langston Centre; JC Mall	Johnson City, TN	Grades 9-12	Day
	23-Nov-21	Fall Branch & Ridgeview Elementary Schools	Fall Branch, TN & Gray, TN	Grades 10-12	Day
	TBD Nov 2021	Musket & Ball Postal Match - DBHS	Gray, TN	Grades 9-12	Day
	TBD Nov 2021	C.O.P.E. Ropes Course - Camp David Crockett	Limestone, TN	Grades 9-12	Day
	TBD Nov 2021	Flag Retirement Ceremony - Post Office	Jonesborough, TN	Grades 9-12	Day
	7-Dec-21	Watauga District CREED, Extemp, Prepared and Employment LDE's	Blountville, TN	Grades 9-12	Day
	7-Dec-21	University of TN - Ag Campus	Knoxville, TN	Grade 9	Day
	10-Dec-21	Gary Anderson Air Rifle Matches - CMP	Anniston, AL	Grades 9-12	Overnight
	10-Dec-21	Volunteer Reindeer Games Rifle Match - Volunteer HS	Church Hill, TN	Grades 9-12	Day
	14-Dec-21	East TN Regional Parli Pro and CCM LDEs	Walters State CC	Grades 9-12	Day
	15-Dec-21	Niswonger Children's Hospital; JC Mall Peruvian Restaurant	Johnson City, TN	Grades 9-12	Day
	16-Dec-21	Carmike Cinemas	Johnson City, TN	Grades 9-12	Day
	16-Dec-21	Pinnacle 12 Marquee Cinemas - Movie: Encanto	Bristol, TN	Grades 10-11	Day
	TBD Dec 2021	Service USMC Postal Match - DBHS	Gray, TN	Grades 9-12	Day
	TBD Dec 2021	Toys for Tots - Reserve Center	Gray, TN	Grades 9-12	Day

	TBD Dec 2021	Wreaths Across America - VA Cemetary	Mountain Home, TN	Grades 9-12	Day
	TBD Dec 2021	Annual Gray Parade - DBHS	Gray, TN	Grades 9-12	Day
	15-Jan-22	Daniel Boone Invitational Drill Meet - DBHS	Gray, TN	Grades 9-12	Day
	22-Jan-22	Parkview HS Drill Meet	Atlanta, GA	Grades 9-12	Overnig ht
	TBD Jan 2022	Subregional Creed, Extemp, Prepared and Employment	UTK	Grades 9-12	Day
	TBD Jan 2022	Regional Creed, Employment, Prepared and Employment	UTK	Grades 9-12	Day
	TBD Jan 2022	JROTC Leadership & Academic Brawl LVL-1 - DBHS	Gray, TN	Grades 9-12	Day
	3-5-Feb-22	Park Vista Hotel - All East Band	Gatlinburg, TN	Grades 9-12	Overnig ht
	TBD Feb 2022	National CMP Postal Match - DBHS	Gray, TN	Grades 9-12	Day
	TBD Feb 2022	McDowell HS Tital STS Match - McDowell HS	Marion, NC	Grades 9-12	Day
	TBD Feb 2022	East TN Junior Olympics Qualifier Match - DCHS	Jonesborough, TN	Grades 9-12	Day
	TBD Feb 2022	Smith Station Air Rilfe Postal Match - DBHS	Gray, TN	Grades 9-12	Day
	TBD Feb 2022	Palm Bay Air Rifle Postal Match - DBHS	Gray, TN	Grades 9-12	Day
	TBD Feb 2022	Volunteer Dr. Seuss Drill Meet - Volunteer HS	Church Hill, TN	Grades 9-12	Day
	TBD Feb 2022	Eddie Reed Challenge - ETSU	Johnson City, TN	Grades 9-12	Day
	TBD Feb 2022	JROTC Leadership & Academic Brawl LVL-2 - DBHS	Gray, TN	Grades 9-12	Day
	10-Feb-22	Regional Ag Sales and Ag Issues CDEs	Walters State CC	Grades 9-12	Day
	11-13-Feb-22	JROTC Service Championship - CMP	Anniston, AL	Grades 9-12	Overnig ht

	16-Feb-22	Northeast State Community College Health Professions Bldg	Kingsport, TN	Grades 9-12	Day
	18-19-Feb-22	DCHS - District Honor Band	Jonesborough, TN	Grades 6-12	Day
	23-Feb-22	Appalachian Fair Grounds	Gray, TN	Grade 12	Day
	2-Mar-22	SS, Gray, or Ridgeview Schools	Sulphur Springs or Gray, TN	Grades 11-12	Day
	4-Mar-22	Montgomery Bell TN State Air Rifle Match - MBA	Nashville, TN	Grades 9-12	Overnight
	27-30-Mar-22	FFA State Competition	Gatlinburg, TN	Grades 9-12	Overnight
	TBD Mar 2022	Topeka Air Rifle Postal - DBHS	Gray, TN	Grades 9-12	Day
	1-3-Apr-22	CMP Regional Air Rifle Championship - CMP	Anniston, AL	Grades 9-12	Overnight
	4-Apr-22	Winged Deer Park - Envirothan Contest	Johnson City, TN	Grades 9-12	Day
	8-Apr-22	Morristown West High School - Speech & Drama Competition	Morristown, TN	Grades 9-12	Day
	TBD Apr 2022	Volunteer Parting Shots (Seniors Only) - Volunteer HS	Church Hill, TN	Grade 12	Day
	9-Apr-22	Daniel Boon Leatherneck Challenge - DBHS	Gray, TN	Grades 9-12	Day
	23-Apr-22	Ferguson Bulldog Challenge - Sullivan South HS	Kingsport, TN	Grades 9-12	Day
	27-Apr-22	Opryland Hotel - TN All-State Honors Choir	Nashville, TN	Grades 10-12	Overnight
	TBD Apr 2022	Science Hill Run & Gun - Science Hill HS	Johnson City, TN	Grades 9-12	Day
	TBD Apr 2022	Gray School Recruiting - Gray School	Gray, TN	Grades 9-12	Day
	TBD Apr 2022	Fall Branch School Recruiting - Fall Branch School	Fall Branch, TN	Grades 9-12	Day
	TBD Apr 2022	Sulphur Springs School Recruiting - Sulphur Springs School	Sulphur Springs, TN	Grades 9-12	Day

	TBD Apr 2022	BCES School Recruiting - BCES	Boones Creek, TN	Grades 9-12	Day
	TBD Apr 2022	Ridgeview School Recruiting - RV School	Gray, TN	Grades 9-12	Day
	12th or 13th May 22	Career Quest - ETSU Mini Dome	Johnson City, TN	Grades 9-12	Day
	TBD Jul 2022	JROTC Leadership & Academic Championship - Catholic University	Washington D. C.	Grades 9-12	Overnight
	18-22-Jul-2022	Freshman Orientation - DBHS	Gray, TN	Grades 9-12	Day
	TBD Jul 2022	Appalachian Block Party Parking Detail - Appalachian Fairgrounds	Gray, TN	Grades 9-12	Day
	26-Jun-22	CMP Air Rifle National Championship - CMP HQ	Camp Perry, OH	Grades 9-12	Overnight
David Crockett High School	19-Aug-21	Appalachian Fairgrounds	Gray, TN	Grades 9-12	Day
	27-Aug-21	Appalachian Fairgrounds	Gray, TN	Grades 9-12	Day
	8-Sep-21	ETSU School of Music	Johnson City, TN	Grade 9	Day
	11-Sep-21	Duck Island - Warriors Path State Park	Kingsport, TN	Grades 9-12	Day
	14-Sep-21	Washington County Ag Partnership Leadership and Career Tour	Washington County, TN	Grades 9-12	Day
	16-Sep-21	Baker Farm - Land Evaluation	Blountville, TN	Grades 9-12	Day
	16-Sep-21	Dr. Hubbard House	Johnson City, TN	Grades 9-12	Day
	24-Sep-21	Air Rifle Competiton for CMP Cup Match - Volunteer HS	Church Hill, TN	Grades 9-12	Day
	25-Sep-21	McKinney Center	Jonesborough, TN	Grades 9-12	Day
	29-Sep-21	Watauga Point Recreational Area - Forestry Contest	Hampton, TN	Grades 9-12	Day
	30-Sep-21	Marching Band Recruitment Tour - JMS and Grandview	Jonesborough, TN and Telford, TN	Grades 9-12	Day
	30-Sep-21	TN Musuem of Aviation	Sevierville, TN	Grades 9-12	Day
	30-Sep-21	Appalachian Fairgrounds - HOSA Leadership Camp	Gray, TN	Grades 11-12	Day
	1-Oct-21	Regional Land Evaluation	Knoxville, TN	Grades 9-12	Day

	15-Oct-21	Freedom Hall - Perform for Rock Band Foreigner	Johnson City, TN	Grades 10-12	Day
	15-Oct-21	DBHS - NJROTC	Gray, TN	Grades 9-12	Day
	16-Oct-21	John Battle High School - Marching Competition	Bristol, VA	Grades 9-12	Day
	17-Oct-21	Mountain View Baptist Church	Johnson City, TN	Grades 10-12	Day
	20-Oct-21	Eastman Center - Culinary/FCCLA	Kingsport, TN	Grades 9-12	Day
	20-Oct-21	Milligan College - Musical Production of Charlie Brown	Elizabethton, TN	Grades 9-12	Day
	22-Oct-21	CMP Cup Match - McDowell High School	Marion, NC	Grades 9-12	Day
	23-Oct-21	West Ridge HS Competition	Blountville, TN	Grades 9-12	Day
	26-Oct-21	Barter Theatre & Abingdon Olive Oil Company	Abingdon, VA	Grades 10-12	Day
	30-Oct-21	Clyde Austin 4-H Center - Orienteering Competition	Greeneville, TN	Grades 9-12	Day
	30-Oct-21	ETSU - BOA Regional Event	Johnson City, TN	Grades 9-12	Day
	3-Nov-21	Appalachian Fairgrounds & Lunch in Johnson City, TN	Gray, TN/Johnson City, TN	Grades 10-12	Day
	3-4-Nov-2021	TSSAA State Meet	Hendersonville, TN	Grades 9-12	Overnight
	6-Nov-21	Volunteer High School - NJROTC Academic Brain Bowl Competition	Church Hill, TN	Grades 9-12	Day
	18-Nov-21	TCAT Elizabethton	Elizabethton, TN	Grade 12	Day
	16-Nov-21	Jonesborough Visitor Center	Jonesborough, TN	Grades 11-12	Day
	18-20-Nov-2021	Maryville College - Madrigal Singers	Maryville, TN	Grade 12	Overnight
	19-Nov-21	CMP Cup Match - R-S Central High School	Rutherfordton, NC	Grades 9-12	Day
	20-Nov-21	Warriors Path State Park - NJROTC Orienteering Competition	Kingsport, TN	Grades 9-12	Day

	21-Nov-21	Jonesborough Visitor Center - Dillow-Taylor Annual Memorial Service	Jonesborough, TN	Grades 10-12	Day
	20-21-Nov-21	Camp Clements - FFA Leadership Training *CANCELLED*	Doyle, TN	Grades 11-12	Overnig ht
	23-Nov-21	DBHS - AG/FFA	Gray, TN	Grade 9	Day
	26-27-Nov-2021	Eastbay South Cross Country Championship	Charlotte, NC	Grades 9-12	Overnig ht
	27-Nov-21	Downtown Jonesborough - Christmas Tree Lighting	Jonesborough, TN	Grades 10-12	Day
	4-10-Dec-2021	Varsity All-American - Varisty Cheerleaders	Honolulu, HI	Grade 12	Overnig ht
	15-Dec-21	Kiwanis Meeting	Johnson City, TN	Grades 10-12	Day
	10-Dec-21	Volunteer HS - Air Rifle Match	Church Hill, TN	Grades 9-12	Day
	14-Dec-21	Regional CCM Contest - Walters State Community College	Morristown, TN	Grade 9	Day
	26 -31-Dec-2021	Christmas Tournament	Pensacola, FL	Grades 9-12	Overnig ht
	27-31-Dec-2021	Girls Basketball Tournament	Charleston, SC	Grades 9-12	Overnig ht
	11-Jan-22	Ron Ramsey Center	Blountville, TN	Grades 9-12	Day
	14-15-Jan-22	Virginia High School - Wrestling Tournament	Bristol, VA	Grades 9-12	Overnig ht
	15-Jan-22	DBHS - NJROTC Drill Team Competition	Gray, TN	Grades 9-12	Day
	20-Jan-22	UT Knoxville - Ag Campus	Knoxville, TN	Grade 12	Day
	3-5-Feb-22	Park Vista Hotel - All East Band	Gatlinburg, TN	Grade 12	Overnig ht
	5-Feb-22	Bays Mountain Park - NJROTC Orienteering Competition	Kingsport, TN	Grades 9-12	Day
	5-Feb-22	Top Golf - Baseball Team Building	Charlotte, NC	Grade 12	Day

	15-Feb-22	Greeneville Airport - Aviation Orientation - NJROTC	Greeneville, TN	Grades 9-12	Day
	17-Feb-22	McDowell HS NJROTC	Marion, NC	Grades 9-12	Day
	18-Feb-22	Various Schools - DCHS/Washington County Honor Band	Jonesborough, TN	Grades 6-12	Day
	19-Feb-22	University of TN - Ag Campus	Knoxville, TN	Grades 9-12	Day
	21-Feb-22	The Kitchen at Grace Meadows - Breakfast with FFA State Officers	Jonesborough, TN	Grades 9-12	Day
	4-Mar-22	Greeneville HS - NPAC	Greeneville, TN	Grades 9-12	Day
	4-Mar-22	R-S Central HS - CMP Sanctioned Central Hilltopper Air Rifle Match	Rutherfordton, NC	Grades 9-12	Day
	4-5-Mar-22	Montgomery Bell Academy Air Rifle Match	Nashville, TN	Grades 9-12	Overnight
	5-Mar-22	Volunteer HS - Dr. Suess Drill Meet	Church Hill, TN	Grades 9-12	Day
	8-Mar-22	Sherry Parker Stadium	Knoxville, TN	Grades 9-12	Day
	9-Mar-22	ETSU - Hispanic Day	Johnson City, TN	Grades 9-12	Day
	10-Mar-22	Tri-Cities Escape Room	Bristol, TN	Grades 9-12	Day
	24-Mar-22	TN NPAC Center	Greeneville, TN	Grades 9-12	Day
	3/25-4/3-2022	Rocky Top Sports World - Soccer Tournaments	Gatlinburg, TN & Foley, AL	Grades 9-12	Overnight
	3/31-4/2-2022	Baseball Tournament	Murfreesboro, TN	Grades 9-12	Overnight
	14-16-April-2022	Baseball Tournament	Knoxville, TN	Grades 9-12	Overnight
	15-Apr-22	Compassionate Care -	Knoxville, TN	Grades 11-12	Day
	20-Apr-22	Grandfather Mountain	Newland, NC	Grades 11-12	Day
	27-30-Apr-22	Opryland - Regional Honor Choir	Nashville, TN	Grade 12	Overnight
	5-May-22	Amigo's or Black Olive Restaurant - Lunch before AP Statistics Test	Jonesborough, TN	Grades 11-12	Day

	20-May-22	ETSU Mini Dome - Graduation Practice - Band & Other (Video, etc)	Johnson City, TN	Grade 9-11	Day

SCHOOL	DATE	EVENT	LOCATION	OPPONENT	TIME
March Calendar - District	9-Mar-22	3rd Nine Weeks End			
	13 March 2022	Daylight Saving Time Begins			
	14-Mar-22	Report Cards			
	15-Mar-22	Inservice/Parent Teacher Conference			
	25 March - 1 April 2022	Spring Break			
	February 28 - March 4, 2022	Read Across America			
Asbury					
Boones Creek Elementary	1-Mar-22	Student Council Faculty Appreciation Breakfast			
	3-Mar-22	Softball	Bulls Gap	Bulls Gap	5PM
	4-Mar-22	Track	DCHS		
	5-Mar-22	Soccer	Grandview		
	7-Mar-22	Softball	Ridgeview	Rogersville MS	5PM
	7-Mar-22	8th Grade Student/Parent Orientation	DBHS Little Theater		6PM-7PM
	8-Mar-22	Beta Club			
		Soccer	Sullivan Central	Sullivan Central	
	10-Mar-22	Student Council			
		Soccer	BCES	Chucky Doak MS	
	10-Mar-22	Softball	Lamar	Lamar	5:30PM
	14-Mar-22	Softball	Fall Branch	Fall Branch	5PM
	15-Mar-22	Soccer	BCES	Sullivan East	
	17-Mar-22	Soccer	TA Dugger	TA Dugger	
	18-Mar-22	Track	DBHS		
	18-19 March 2022	Softball - Lamar Tournament	Lamar		TBD
	21-Mar-22	Soccer	BCES	TN Middle School	

	24-Mar-22	Softball	Ridgeview	Ridgeview	5PM
		Track	Ridgeview	Ridgeview	
Fall Branch Elementary					
Grandview Elementary					
Gray Elementary	1-Mar-22	Cat in the Hat Day - Wear a Hat			
	2-Mar-22	Wacky Wednesday - wear mismatched socks & wacky hair			
	3-Mar-22	Happy Birthday to You - Dress as your favortie book character			
	4-Mar-22	The Lorax - wear orange or yellow and a mustache			
		Please note that all dress up days are optional			
Jonesborough Elementary					
Jonesborough Middle					
Lamar Elementary	2-Mar-22	PTA	Lamar		5:30PM
	3-Mar-22	Camp Color Guard Begins			4PM-6:30P
	4-Mar-22	3rd Nine Weeks EPIC Celebrations			
		Kids Heart Challenge Begins			
	8-Mar-22	CTE at Open House	DCHS		5-6PM
	10-Mar-22	Camp Color Guard			4PM-6:30P
	14-Mar-22	Marty Silvers 4-8 grades			

	15-Mar-22	Teacher In-Service/Parent Teacher Conferences			1-3 Appt. C
	17-Mar-22	Band Recruitment			
		Camp Color Guard			4PM-6:30P
	18-Mar-22	Kids Heart Challenge Ends			
	22-Mar-22	Arts Night	Lamar		6PM
	24-Mar-22	Camp Color Guard			4PM-6:30P
		Fun Friday on Thursday!			
Ridgeview Elementary					
South Central Elementary					
Sulphur Springs Elementary	1-Mar-22	Sports Pictures Day			
	2-Mar-22	6th-8th grade Choir Practice			2:45PM
	3-Mar-22	Baseball & Softball	Ridgeview	Ridgeview	5PM
	4-Mar-22	Track Meet	DCHS		5PM
		Family Movie Night - The Cat in the Hat	SS Gym		6PM
	7-Mar-22	8th Grade Student/Parent Orientation	DBHS		7PM
	9-Mar-22	6th-8th grade Choir Practice			2:45PM
	14-Mar-22	Girl Scouts Meeting			5:45PM
		PTO Meeting			6PM
	16-Mar-22	Kindergarten Screening			
		6th-8th grade Choir Practice			2:45PM
	23-Mar-22	6th-8th grade Choir Practice			2:45PM
	28-Mar-22	Girl Scouts Meeting			5:45PM

West View Elementary					
Daniel Boone High School					
David Crockett High School					
	5-Mar-22	Softball - Playday at Grandview	Grandview		
	12-Mar-22	Softball - Playday at Elizabethton	Elizabethton		
	15-Mar-22	Softball	Home	Dobyns-Bennett	4:30PM
	17-19 March 2022	Softball - East TN Classic	Science Hill		
	17-Mar-22	Baseball	Home	TN High	4:30PM
	21-Mar-22	Softball	Home	Chucky Doak	5PM
	22-Mar-22	Softball	Science Hill	Science Hill	4:30PM
	24-Mar-22	Softball	West Ridge	West Ridge	4:30PM
		Baseball	Elizabethton	Elizabethton	7:30PM
	25-27 March 2022	Softball - Spring Break Tourney	Murfreesboro	Murfreesboro	
	26-Mar-22	Baseball	Karns	Karns	4PM
	28-Mar-22	Baseball	DBHS	DBHS	6PM
	29-Mar-22	Baseball	DBHS	DBHS	6PM
	31-Mar-22	Baseball	Blackmon	Blackmon	6PM

'M

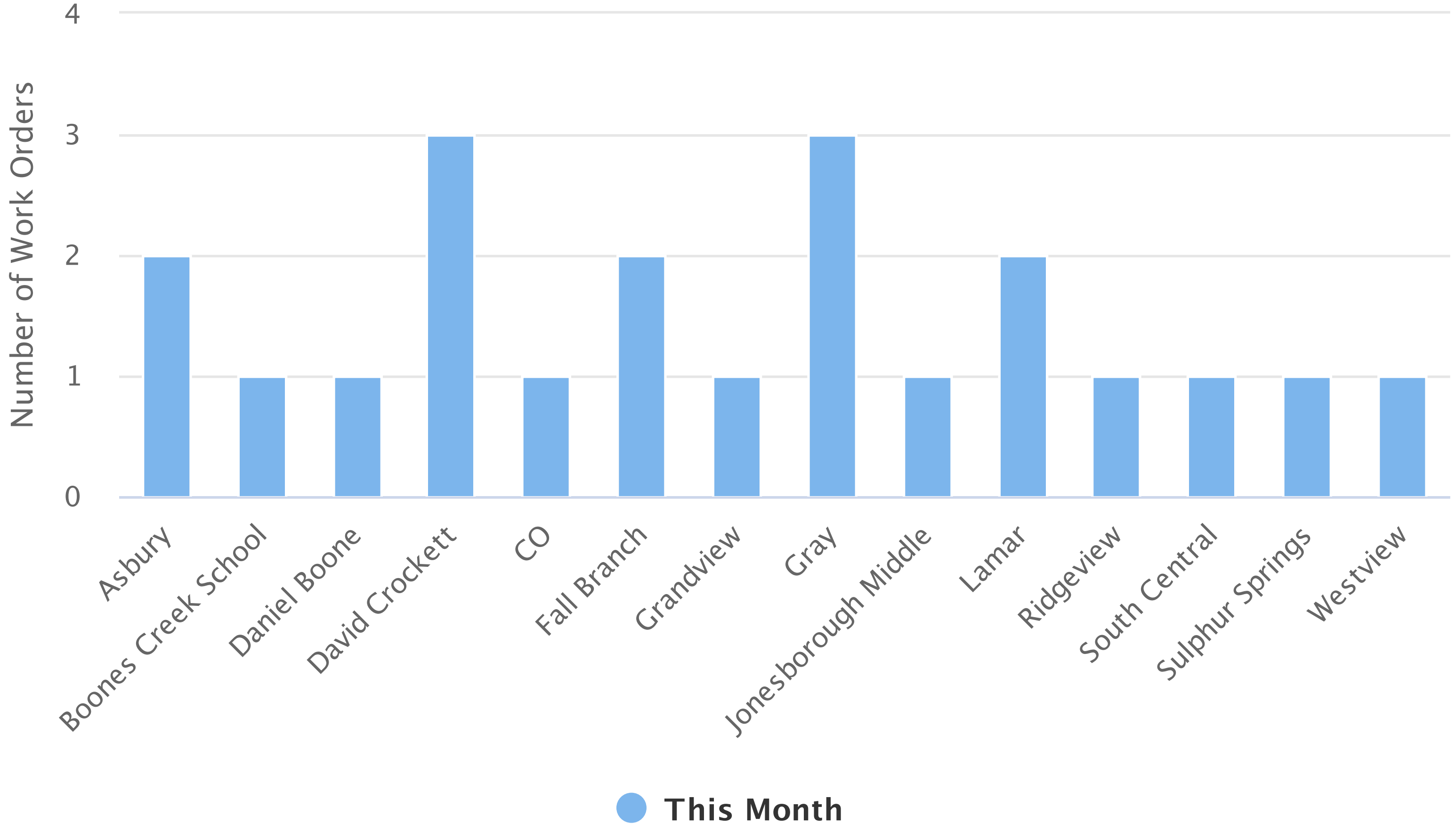
'M

Only

'M

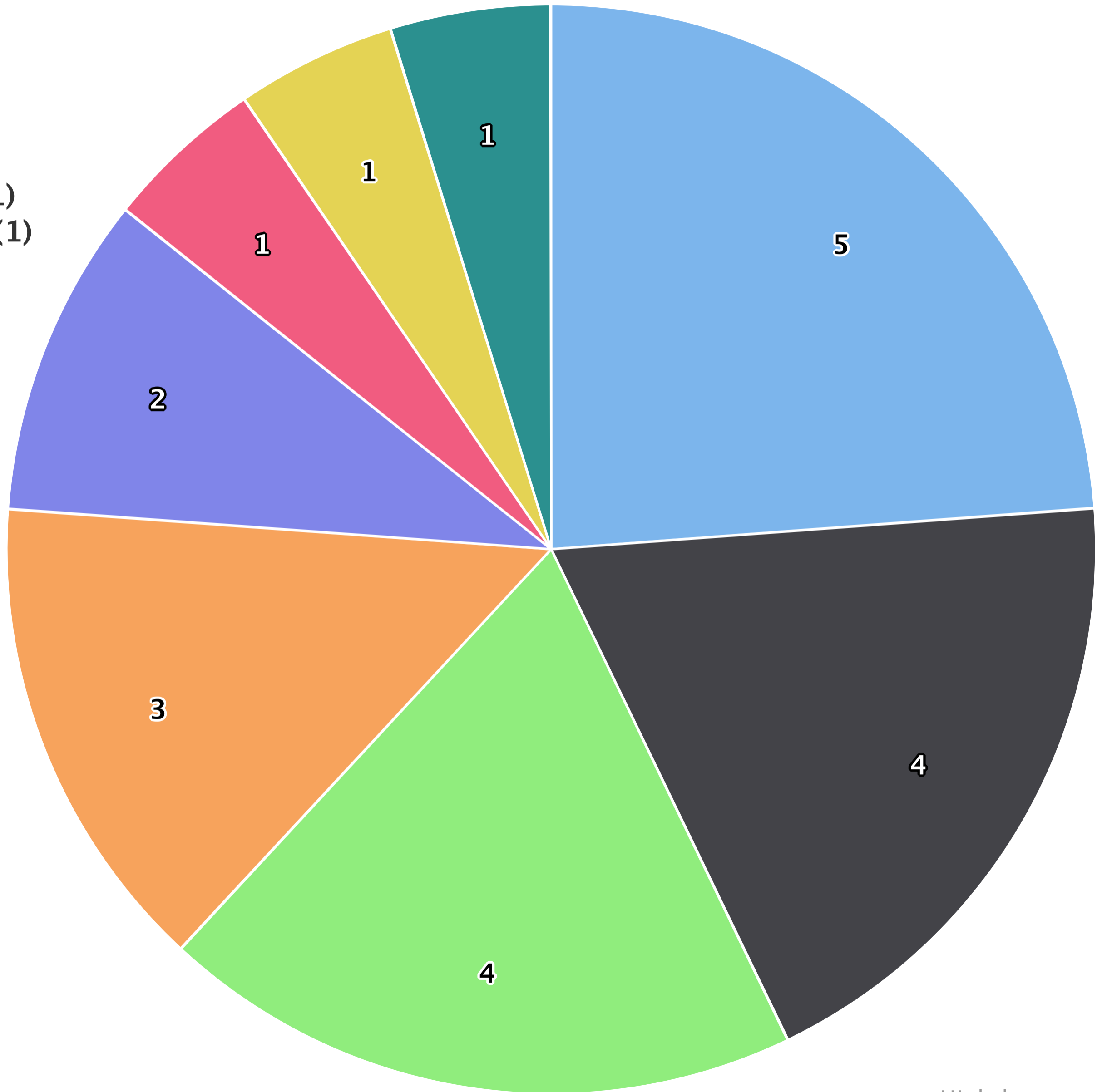
'M

Work Orders By Location

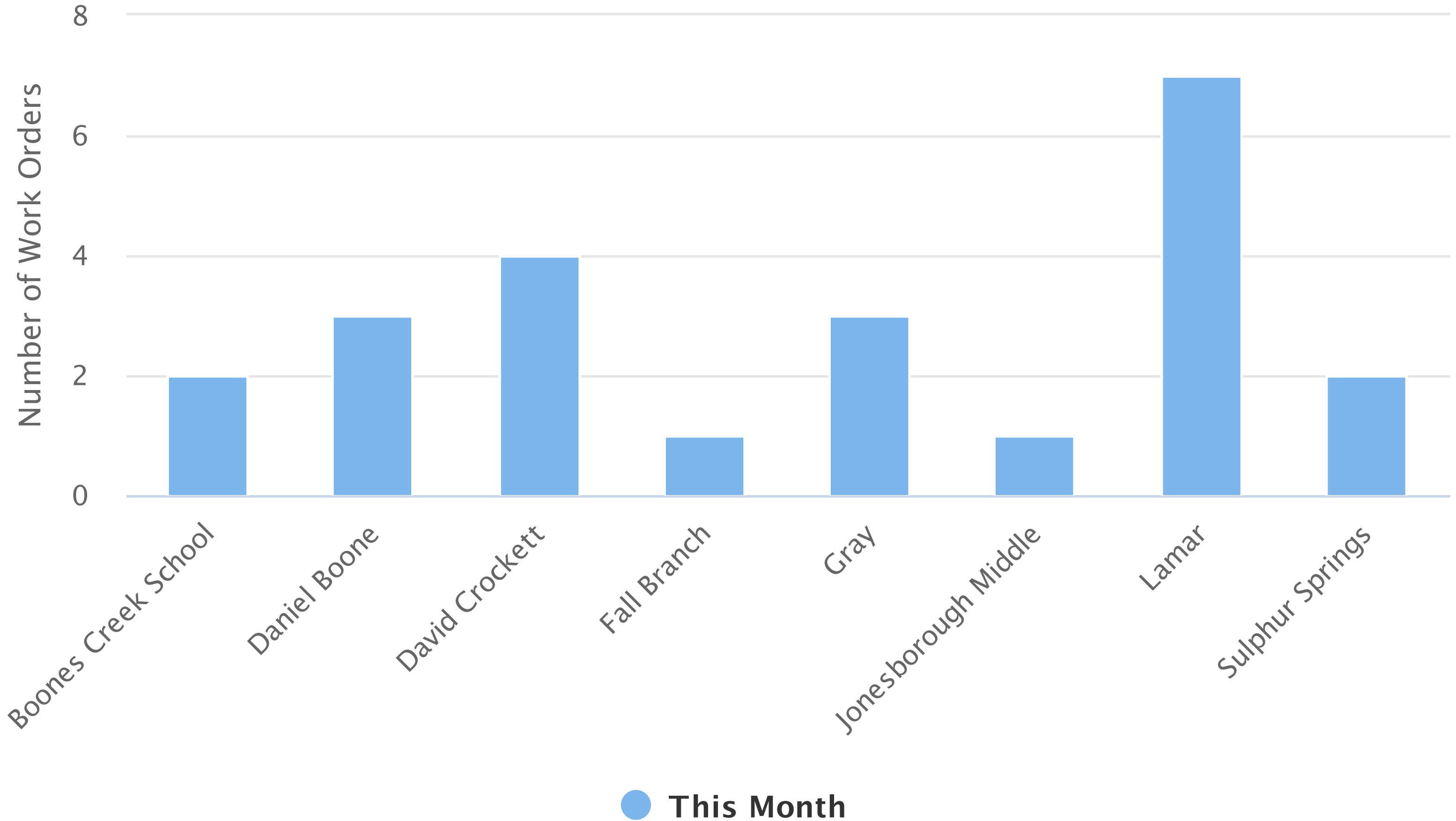


Service Categories

- Heat/Air (5)
- Carpentry (4)
- Electrical (4)
- Grounds (3)
- Plumbing (2)
- Door Locks (1)
- Pest Control (1)
- Supplies (1)

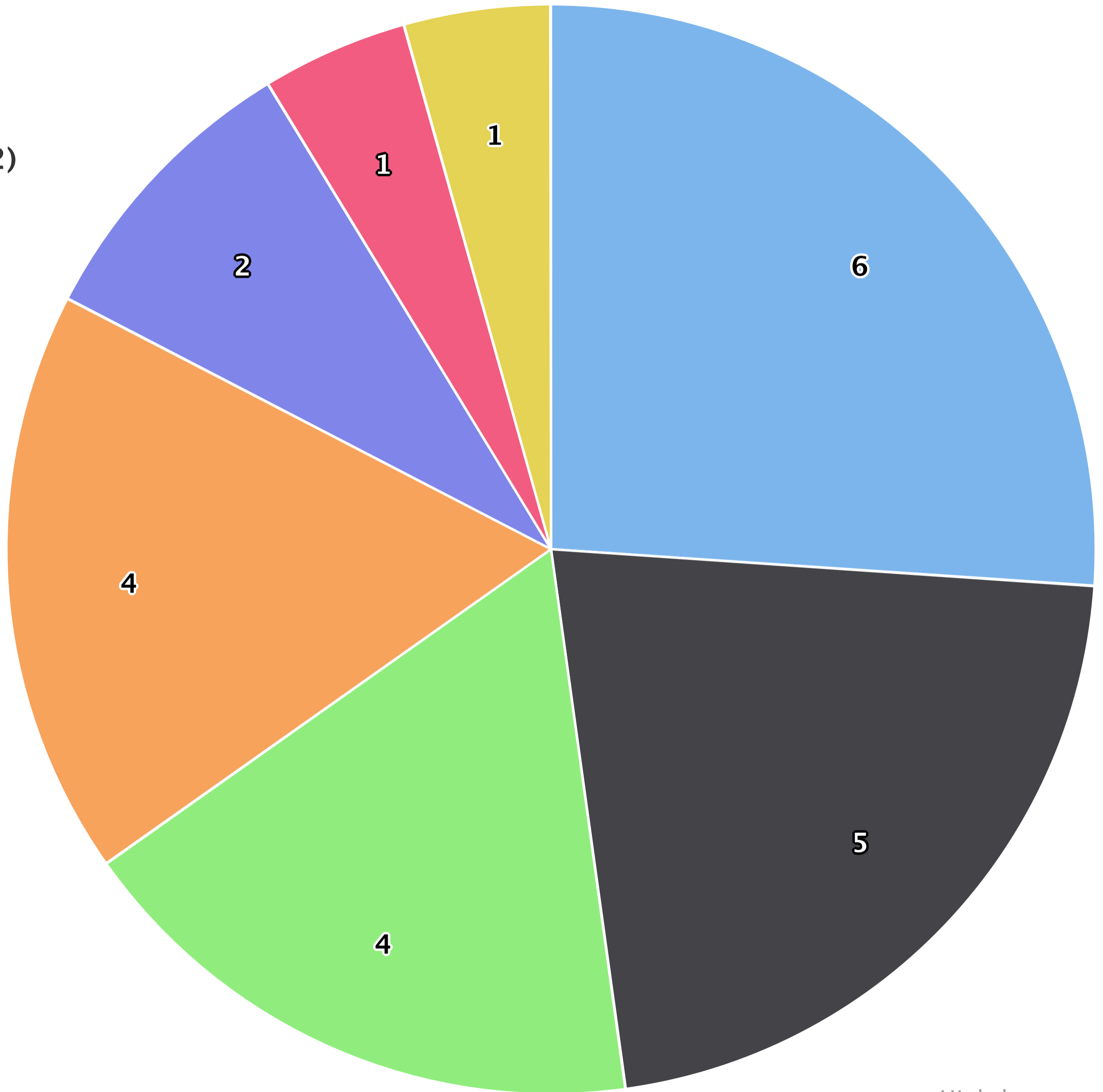


Work Orders By Location



Service Categories

- Electrical (6)
- Grounds (5)
- Carpentry (4)
- Plumbing (4)
- Door Locks (2)
- Heat/Air (1)
- Supplies (1)



Account Level	2021-22	2020-21	2021-22	January	2020-21	2021-22	FYTD	2021-22	2021-22
Acct Description	Revised Budget	January	January	Variance	FYTD Activit	FYTD Activit	Variance	Uncollected Reve	FY % Coll
40110 CURRENT PROPERTY TAX	12,974,151	1,288,581	1,397,090	108,509	7,870,030	8,077,369	207,338	4,896,782	62.26
40120 TRUSTEE'S COLLECTIONS - PRIOR	405,900	23,845	15,193	-8,652	297,995	122,410	-175,585	283,490	30.16
40125 CLK/MASTER COLLECTIONS-PRIOR	3,570	0	0	0	1,128	1,347	219	2,223	37.74
40130 CIRCUIT CLERK/CLERK & MASTER C	137,000	2,674	2,471	-203	49,358	38,510	-10,847	98,490	28.11
40140 INTEREST AND PENALTY	109,200	4,728	3,329	-1,399	37,209	26,262	-10,947	82,938	24.05
40161 PAYMENTS IN LIEU OF TAXES - T.	2,020	0	0	0	2,018	2,018	0	2	99.91
40162 PAYMENTS IN LIEU OF TAXES - LO	208,000	0	0	0	0	0	0	208,000	0.00
40163 PAYMENTS IN LIEU OF TAXES - OT	17,210	31	32	1	947	1,601	654	15,609	9.30
40210 LOCAL OPTION SALES TAX	16,000,000	1,510,857	1,862,766	351,908	10,138,233	12,150,178	2,011,944	3,849,823	75.94
40270 BUSINESS TAX	405,000	21,078	16,303	-4,775	70,672	69,639	-1,032	335,361	17.19
40275 MIXED DRINK TAX	13,000	0	0	0	5,674	6,601	927	6,399	50.78
40320 BANK EXCISE TAX	44,000	0	0	0	0	0	0	44,000	0.00
41110 MARRIAGE LICENSE	2,500	143	106	-38	1,178	1,098	-80	1,402	43.93
43512 TUITION - ADULT EDUCATION	10,000	0	0	0	0	0	0	10,000	0.00
43517 TUITION - OTHER	66,000	4,125	8,915	4,790	15,585	45,050	29,465	20,950	68.26
43581 COMMUNITY SERVICE FEES - CHILD	700,000	134,609	35,514	-99,094	485,454	631,095	145,641	68,905	90.16
43990 OTHER CHARGES FOR SERVICES	0	1,615	0	-1,615	4,012	0	-4,012	0	0.00
44110 INTEREST EARNED	143,000	5,550	115	-5,435	61,845	10,870	-50,976	132,130	7.60
44120 RENT ON BUILDINGS	1,000	0	0	0	0	80	80	920	8.00
44130 SALE OF MATERIALS AND SUPPLIES	0	0	0	0	0	386	386	-386	0.00
44170 MISCELLANEOUS REFUNDS	0	0	0	0	0	2	2	-2	0.00
44520 INSURANCE RECOVERY	60,000	0	0	0	150,478	42,482	-107,996	17,518	70.80
44530 SALE OF EQUIPMENT	35,000	0	3,122	3,122	3,472	22,184	18,712	12,816	63.38
44560 DAMAGES RECOVERED FROM INDIVID	1,000	0	0	0	50,789	0	-50,789	1,000	0.00
44570 CONTRIBUTIONS & GIFTS	262,630	255	0	-255	7,255	13,930	6,675	248,700	5.30
44990 OTHER LOCAL REVENUES - TAGS	500	18	19	0	248	294	47	206	58.87
44991 OTHER LOCAL REVENUE	83,000	3,729	500	-3,229	44,131	57,160	13,029	25,840	68.87
44992 OTHER LOCAL REV- ROYALTIES/CO	33,150	0	3,966	3,966	5,124	19,272	14,147	13,879	58.13
46511 BASIC EDUCATION PROGRAM	37,467,000	3,672,100	3,773,700	101,600	21,927,600	22,507,200	579,600	14,959,800	60.07
46515 EARLY CHILDHOOD EDUCATION	173,000	119,406	0	-119,406	119,406	75,732	-43,673	97,268	43.78
46550 DRIVER EDUCATION	38,300	0	0	0	0	0	0	38,300	0.00
46590 OTHER STATE EDUCATION FUNDS	175,000	128,748	765,855	637,107	153,636	977,814	824,178	-802,814	558.75
46610 CAREER LADDER PROGRAM	96,000	0	0	0	58,860	51,816	-7,044	44,184	53.97
46851 STATE REVENUE SHARING - T.V.A.	1,300,000	297,186	290,174	-7,012	594,371	582,110	-12,261	717,890	44.78
46980 OTHER STATE GRANTS	639,441	65,651	36,996	-28,655	150,123	151,159	1,036	488,283	23.64
47143 IDEA PART-B HIGH COST FUNDS	3,500	0	0	0	0	0	0	3,500	0.00
47590 OTHER FEDERAL THROUGH STATE	14,430	0	14,430	14,430	0	14,430	14,430	0	100.00
47640 ROTC REIMBURSEMENT	165,000	6,057	22,931	16,874	58,670	85,914	27,245	79,086	52.07
48990 OTHER	0	0	0	0	0	70,809	70,809	-70,809	0.00
49800 OPERATING TRANSFERS - INDIRECT	513,000	0	0	0	0	56,662	56,662	456,338	11.05

Account Level	2021-22	2020-21	2021-22	January	2020-21	2021-22	FYTD	2021-22	2021-22
<u>Acct Description</u>	<u>Revised Budget</u>	<u>January</u>	<u>January</u>	<u>Variance</u>	<u>FYTD Activit</u>	<u>FYTD Activit</u>	<u>Variance</u>	<u>Uncollected Reve</u>	<u>FY % Coll</u>
Grand Revenue Totals	72,301,502	7,290,986	8,253,527	962,539	42,365,501	45,913,484	3,547,984	26,388,021	63.50

Number of Accounts: 40

***** End of report *****

	A	B	C	D	E	F	G	H	I	J	K	L	M	N		
1							SALES TAX ANALYSIS									
2	141R 40210															
3																
4	YEAR	TOTAL	July	August	September	October	November	December	January	February	March	April	May	June		
5																
6	1995-96	7,964,549.95	611,536.43	650,039.30	596,451.81	626,656.64	665,950.77	645,367.17	793,944.02	872,382.08	581,914.60	553,125.28	700,497.25	666,684.60		
7	1996-97	8,336,657.30	668,621.91	695,781.06	645,426.90	665,996.66	712,853.08	700,269.94	714,674.24	917,676.40	636,923.88	635,082.70	639,073.10	704,277.43		
8	1997-98	9,028,886.69	721,817.32	780,093.18	704,916.44	717,825.19	798,852.97	747,016.98	760,728.85	1,024,051.84	649,227.26	638,150.71	787,948.69	698,257.26		
9	1998-99	9,418,336.41	729,516.21	780,343.86	758,281.99	769,388.96	789,685.47	793,285.27	808,672.84	1,049,009.40	669,997.81	685,164.29	785,149.89	799,840.42		
10	1999-00	9,925,491.78	761,578.86	848,424.57	757,359.52	832,656.56	798,763.84	812,346.45	826,725.33	1,142,546.37	711,564.82	750,908.81	878,078.63	804,538.02		
11	2000-01	10,302,344.61	804,204.89	905,337.72	804,216.35	854,382.25	909,453.32	794,725.07	882,257.31	1,178,919.01	758,048.36	742,368.32	860,763.60	807,668.41		
12	2001-02	10,532,891.37	808,555.26	866,353.62	796,577.42	828,852.58	889,601.40	870,074.31	872,050.60	1,199,611.30	768,580.66	790,051.97	938,373.85	904,208.40		
13	2002-03	10,638,027.23	906,277.17	974,296.94	882,472.09	811,952.60	891,857.89	850,620.49	926,239.19	1,186,561.52	763,464.89	727,893.01	896,976.99	819,414.45		
14	2003-04	11,067,961.48	852,744.87	931,182.77	884,455.76	904,582.89	939,687.81	883,319.35	949,214.33	1,224,464.85	796,000.63	798,184.90	971,370.65	932,752.67		
15	2004-05	12,141,242.02	959,427.54	1,003,502.83	961,878.30	960,187.49	981,448.59	962,577.75	1,007,923.70	1,354,489.51	869,026.19	1,061,329.31	1,043,956.65	975,494.16		
16	2005-06	12,336,585.09	955,565.19	1,032,019.38	1,019,556.16	1,105,255.87	1,019,172.70	995,288.52	1,052,343.46	1,443,274.33	811,741.53	876,236.72	1,048,459.42	977,671.81		
17	2006-07	12,847,409.98	1,026,100.62	1,085,657.40	1,035,122.60	1,044,487.23	1,102,319.02	1,016,987.55	980,057.85	1,443,529.82	1,018,080.51	955,096.95	1,130,190.78	1,009,779.65		
18	2007-08	13,475,705.49	1,079,389.94	1,164,602.82	1,112,875.15	1,123,975.96	1,128,221.21	1,082,375.90	1,170,203.04	1,480,368.07	934,432.24	1,003,760.54	1,131,648.39	1,063,852.23		
19	2008-09	13,118,209.41	1,121,283.53	1,163,968.03	1,069,948.56	1,109,937.70	1,119,035.49	1,083,890.72	1,091,466.64	1,441,865.04	858,933.82	992,382.26	1,070,456.28	995,041.34		
20	2009-10	12,609,635.54	1,008,819.19	1,099,406.55	992,789.10	1,066,457.07	1,052,452.00	997,413.03	1,039,892.90	1,366,560.85	888,185.43	945,035.53	1,121,973.47	1,030,650.42		
21	2010-11	13,050,988.91	1,054,228.59	1,128,189.89	1,037,584.63	1,056,839.88	1,086,389.24	1,054,070.16	1,094,354.84	1,429,909.64	867,910.25	1,009,209.95	1,143,124.29	1,089,177.55		
22	2011-12	13,808,173.10	1,081,535.67	1,228,666.98	1,138,627.12	1,132,824.15	1,125,406.77	1,090,432.58	1,133,742.86	1,526,365.45	1,016,848.19	1,065,106.10	1,194,803.93	1,073,813.30		
23	2012-13	13,530,626.40	1,137,511.17	1,176,802.38	1,071,451.21	1,148,396.78	1,150,162.91	1,096,243.83	1,142,826.70	1,516,667.47	785,969.43	1,037,806.81	1,169,086.53	1,097,701.18		
24	2013-14	13,756,487.05	1,138,760.08	1,166,521.54	1,081,327.46	1,126,284.98	1,099,605.17	1,103,883.00	1,136,848.35	1,508,355.06	971,672.20	1,055,143.00	1,275,350.78	1,092,735.43		
25	2014-15	14,057,315.44	1,142,752.51	1,227,623.79	1,131,340.43	1,189,344.14	1,190,743.05	1,134,318.63	1,199,396.63	1,588,182.32	889,370.36	1,008,340.90	1,211,709.73	1,144,192.95		
26	2015-16	14,722,621.29	1,241,008.04	1,233,271.57	1,166,463.36	1,203,804.59	1,229,321.78	1,188,390.71	1,246,671.22	1,641,380.40	1,070,197.64	997,571.40	1,284,815.87	1,219,724.71		
27	2016-17	14,747,100.82	1,183,242.43	1,271,727.15	1,176,910.43	1,236,255.66	1,252,584.64	1,203,060.65	1,234,360.41	1,672,699.50	977,436.65	1,033,968.30	1,288,153.30	1,216,701.70		
28	2017-18	15,349,677.89	1,205,951.87	1,271,772.24	1,218,781.58	1,210,362.79	1,249,834.14	1,202,844.48	1,292,583.56	1,624,509.44	1,147,863.70	1,134,847.93	1,558,692.28	1,231,633.88		
29	2018-19	15,494,923.37	1,278,018.86	1,291,098.17	1,228,129.70	1,291,319.95	1,284,627.33	1,285,032.84	1,328,654.02	1,591,314.78	1,249,696.22	1,156,902.45	1,353,122.68	1,157,006.37		
30	2019-20	16,025,666.39	1,344,150.84	1,344,028.39	1,307,238.15	1,361,539.99	1,316,157.76	1,348,576.15	1,379,403.02	1,729,590.49	1,212,600.58	1,176,918.48	1,324,871.88	1,180,590.66		
31	2020-21	18,656,288.63	1,395,726.34	1,499,518.71	1,411,794.82	1,382,621.85	1,465,357.10	1,472,356.92	1,510,857.41	1,869,107.00	1,464,509.00	1,610,321.46	1,840,466.32	1,733,651.70		
32	2021-22	12,150,177.96	1,727,238.03	1,711,551.64	1,741,191.00	1,659,586.42	1,736,797.58	1,711,047.73	1,862,765.56							
33																
34		Prior Year-to-Date Comparison														
35	INC / (DEC)	2,011,944.81	331,511.69	212,032.93	329,396.18	276,964.57	271,440.48	238,690.81	351,908.15							
36																
37																
38		Budgeted														
39																
40	% of FY21 Budget Collected		75.939%													
43	FY22 Budgeted Amount		16,000,000.00													
44																
45	2000-01	98.756%	7.709%	8.678%	7.709%	8.190%	8.718%	7.618%	8.457%	11.301%	7.267%	7.116%	8.251%	7.742%		
46	2001-02	103.110%	7.915%	8.481%	7.798%	8.114%	8.709%	8.517%	8.537%	11.743%	7.524%	7.734%	9.186%	8.852%		
47	2002-03	97.113%	8.273%	8.894%	8.056%	7.412%	8.142%	7.765%	8.456%	10.832%	6.970%	6.645%	8.188%	7.480%		
48	2003-04	103.131%	7.947%	8.677%	8.241%	8.429%	8.756%	8.231%	8.845%	11.409%	7.417%	7.437%	9.051%	8.691%		
49	2004-05	103.260%	8.160%	8.535%	8.181%	8.166%	8.347%	8.187%	8.572%	11.520%	7.391%	9.026%	8.879%	8.296%		
50	2005-06	100.746%	7.804%	8.428%	8.326%	9.026%	8.323%	8.128%	8.594%	11.786%	6.629%	7.156%	8.562%	7.984%		
51	2006-07	100.277%	8.009%	8.474%	8.079%	8.152%	8.604%	7.938%	7.650%	11.267%	7.946%	7.455%	8.821%	7.882%		
52	2007-08	101.108%	8.099%	8.738%	8.350%	8.433%	8.465%	8.121%	8.780%	11.107%	7.011%	7.531%	8.491%	7.982%		
53	2008-09	99.170%	8.477%	8.799%	8.089%	8.391%	8.460%	8.194%	8.251%	10.900%	6.493%	7.502%	8.092%	7.522%		
54	2009-10	100.000%	8.000%	8.719%	7.873%	8.457%	8.346%	7.910%	8.247%	10.837%	7.044%	7.495%	8.898%	8.174%		
55	2010-11	101.300%	8.183%	8.757%	8.054%	8.203%	8.432%	8.181%	8.494%	11.099%	6.737%	7.833%	8.873%	8.454%		
56	2011-12	101.963%	7.986%	9.073%	8.408%	8.365%	8.310%	8.052%	8.372%	11.271%	7.509%	7.865%	8.823%	7.929%		
57	2012-13	94.995%	7.922%	8.268%	7.528%	8.069%	8.081%	7.702%	8.029%	10.656%	5.522%	7.292%	8.214%	7.712%		
58	2013-14	100.000%	8.278%	8.480%	8.187%	8.187%	7.993%	8.024%	8.264%	10.965%	7.065%	7.670%	9.271%	7.943%		
59	2014-15	102.187%	8.307%	8.924%	8.224%	8.646%	8.656%	8.246%	8.719%	11.545%	6.465%	7.330%	8.808%	8.317%		
60	2015-16	99.477%	8.385%	8.333%	7.882%	8.134%	8.306%	8.030%	8.423%	11.090%	7.231%	6.740%	8.681%	8.241%		
61	2016-17	99.643%	7.995%	8.593%	7.952%	8.353%	8.463%	8.129%	8.340%	11.302%	6.604%	6.986%	8.704%	8.221%		
62	2017-18	102.059%	8.018%	8.456%	8.104%	8.048%	8.310%	7.998%	8.594%	10.801%	7.632%	7.546%	10.364%	8.189%		
63	2018-19	102.177%	8.428%	8.514%	8.099%	8.515%	8.471%	8.474%	8.761%	10.493%	8.241%	7.629%	8.923%	7.630%		
64	2019-20	100.160%	8.401%	8.400%	8.170%	8.510%	8.226%	8.429%	8.621%	10.810%	7.579%	7.356%	8.280%	7.379%		
65	2020-21	116.602%	8.723%	9.372%	8.824%	8.641%	9.158%	9.202%	9.443%	11.682%	9.153%	10.065%	11.503%	10.835%		
66	2021-22	75.939%	10.795%	10.697%	10.882%	10.372%	10.855%	10.694%	11.642%							

TO: WCDE Board Members
FROM: Brad Hale, Chief Financial Officer
DATE: February 22, 2022

SUBJECT: Financial Statements (Revenue & Expense) Summary for January 2021

Key Revenue Variances for January 2022 to January 2021

Overall January 2022 revenue was \$8,253,527 compared to \$7,290,986 in January 2021 which is a \$962,539 increase. The key reasons for this increase were as follows

Increase due to timing

- Property Tax (40110) of \$108,509

Increase due to Funding

- Sales Tax (40210) increase of \$351,908
- Basic Education Program (46511) – \$101,600
- Other State Education Funds (46590) for \$637,107 “mostly FY21 Summer Grants-currently not recurring”

Key Expenses for January 2022

71100399 – Other Contracted Services

Expenditures of \$601,402.52 were incurred to the University School for the December 2021 revenue sharing portion per contract.

71100499 – Other Supplies

The following key expenses were incurred in this line item in January 2021.

- \$17,000 to the Niswonger Foundation for the CER Partnership Dues
- \$5,857.67 to DCHS Digital Graphics in payment of printing services for system wide forms and instructional materials

71100499-00025 – Other Supplies-RVES

The following key expenses were incurred in this line item in January 2021.

- \$45,861.82 to DEMCO in payment for classroom furniture, will be reimbursed from the Niswonder Grant

EXPENDITURES (cont'd)

71300-730-00015 – Vocational Equipment-DBHS

The following key expense was incurred in this line item in January 2021.

- \$20,780.00 to Technical Training Aids in payment of equipment; DBHS Electrical CTE Program

72410-599 - Other Charges

The following key expenses were incurred in this line item in January 2021

- \$3,307.50 to BSN Sports in payment for the DCHS girls basketball uniforms
- \$3,954.87 to Riddell/All American Sports in payment of the Southside Middle School football equipment reconditioning

72610-499 Other Supplies

The following key expenses were incurred in this line item in January 2021.

- \$7,703.00 to Beacon Athletics in payment for baseball/softball pitching mounds and surfaces
- \$4,200.00 to Washington Farmers Co-op in payment for field conditioning materials

72620 335-00012 Maintenance & Repairs - SCES

The following key expense was incurred in this line item in January 2021.

- \$42,726.80 to Praters Flooring in payment for gym floor replacement

72620 336-00015 Maintenance & Repairs - DBHS

The following key expense was incurred in this line item in January 2021.

- \$3,490.00 to Foster Signs in payment of DBHS message center repairs

72620 336-00025 Maintenance & Repairs - RVES

The following key expense was incurred in this line item in January 2021.

- \$1,647.50 to HVAC Inc in payment for Geo-Thermal System repairs

EXPENDITURES (cont'd)

72620 499 – Other Supplies

The following key expenses were incurred in this line item in January 2021.

- \$6,635.66 for electrical maintenance supplies
- \$1,735.35 for HVAC supplies
- \$4,125.59 for plumbing supplies
- \$21,606.56 for general supplies

Overall January 2022 Expenses Compared to January 2021 Expenses

Expenses in January 2022 were \$6,290,796.33 compared to \$5,965,187.18 in January 2021. This is an increase of \$325,609.15 as compared to January 2021.

The key item contributing to the variance from the prior year expenses is listed below:

- The main contributing factor is an increase in salary and benefits expenses. These factors contributed to around a \$217,000 increase in operating expenses. The remaining variance is less than a 2% variance of mostly timing of operational expenses.

		CHECK CHECK					
FND	ACCT	OBJ	PRJ	NUMBER	DATE	VENDOR	AMOUNT
141	71100	299	000	141217519	01/05/2022	AMERICAN FIDELITY AS	450.61
141	71100	429	000	141217520	01/05/2022	AMERICAN BOOK COMPAN	6,533.00
141	72620	599	000	141217521	01/05/2022	AUSTIN, DAVID	104.00
141	72310	331	000	141217522	01/05/2022	BENNETT & DECAMP PLL	4,500.00
141	72230	355	000	141217523	01/05/2022	BRITTON, LESLIE	190.00
141	72620	599	000	141217524	01/05/2022	BURGER, RYAN	104.00
141	72210	355	000	141217525	01/05/2022	CALDERWOOD, TAMARA	86.95
141	72620	599	000	141217527	01/05/2022	CLARK, LOGAN	104.00
141	72620	599	000	141217527	01/05/2022	CLARK, LOGAN	282.00
141	72320	399	000	141217528	01/05/2022	COMCAST	92.48
141	72320	399	000	141217528	01/05/2022	COMCAST	74.90
141	72210	355	000	141217529	01/05/2022	CROSBY, MEGAN	45.12
141	72620	499	000	141217530	01/05/2022	E.S. DOCKERY, INC	3,311.50
141	72620	599	000	141217531	01/05/2022	EMBASSY SUITES	350.00
141	72610	599	000	141217532	01/05/2022	FIREHOUSE RESTAURANT	588.00
141	72610	454	000	141217534	01/05/2022	JOHNSON CITY UTILITY	444.86
141	72610	454	000	141217534	01/05/2022	JOHNSON CITY UTILITY	98.88
141	72610	454	000	141217534	01/05/2022	JOHNSON CITY UTILITY	5,532.97
141	72610	454	000	141217534	01/05/2022	JOHNSON CITY UTILITY	331.17
141	72230	355	000	141217535	01/05/2022	LEWIS, JACOB	190.00
141	72620	599	000	141217536	01/05/2022	LONG, JOHN	104.00
141	72510	355	000	141217537	01/05/2022	MASTERS, PAUL	21.15
141	72710	412	000	141217538	01/05/2022	MCPHERSON FLEETCARD	22,472.64
141	72710	425	000	141217538	01/05/2022	MCPHERSON FLEETCARD	12,720.79
141	71100	299	000	141217539	01/05/2022	THE OMNI GROUP	112.00
141	71200	599	000	141217541	01/05/2022	VERIZON WIRELESS	60.62
141	72320	307	000	141217541	01/05/2022	VERIZON WIRELESS	2,304.55
141	71100	499	000	141217542	01/05/2022	WASHINGTON COUNTY SC	310.97
141	72130	322	000	141217543	01/07/2022	ACT	120.00
141	72130	322	000	141217543	01/07/2022	ACT	45.00
141	72130	322	000	141217543	01/07/2022	ACT	840.00
141	72130	322	000	141217543	01/07/2022	ACT	840.00
141	72130	322	000	141217543	01/07/2022	ACT	1,140.00
141	72130	322	000	141217543	01/07/2022	ACT	1,125.00
141	72130	322	000	141217543	01/07/2022	ACT	585.00
141	72130	322	000	141217543	01/07/2022	ACT	615.00
141	72130	322	000	141217543	01/07/2022	ACT	570.00
141	72130	322	000	141217543	01/07/2022	ACT	570.00
141	71300	429	000	141217544	01/07/2022	AIRGAS INC, SOUTH DI	4.20
141	71300	429	000	141217544	01/07/2022	AIRGAS INC, SOUTH DI	408.50
141	71300	429	000	141217544	01/07/2022	AIRGAS INC, SOUTH DI	21.50
141	72250	499	000	141217545	01/07/2022	AMAZON CAPITAL SERVI	266.70
141	72250	499	000	141217545	01/07/2022	AMAZON CAPITAL SERVI	116.43
141	72250	499	000	141217545	01/07/2022	AMAZON CAPITAL SERVI	458.87
141	72250	499	000	141217545	01/07/2022	AMAZON CAPITAL SERVI	36.99
141	72250	499	000	141217545	01/07/2022	AMAZON CAPITAL SERVI	278.34
141	71100	299	000	141217546	01/07/2022	AMERICAN BENEFIT ADM	200.00
141	72620	499	000	141217547	01/07/2022	ANDY OXY CO INC	27.46
141	72250	499	000	141217548	01/07/2022	APPLE INC	129.00
141	72710	424	000	141217549	01/07/2022	ATCO INTERNATIONAL	214.30
141	72620	499	000	141217550	01/07/2022	BATTERIES PLUS LLC	490.44
141	72220	355	000	141217551	01/07/2022	CAMPBELL, AMANDA	143.82
141	72620	499	000	141217552	01/07/2022	CAPITAL ONE TRADE CR	407.99
141	72250	499	000	141217553	01/07/2022	CDW GOVERNMENT, INC	61.77
141	72250	499	000	141217553	01/07/2022	CDW GOVERNMENT, INC	27.97
141	72250	499	000	141217553	01/07/2022	CDW GOVERNMENT, INC	35.64

		CHECK CHECK					
FND	ACCT	OBJ	PRJ	NUMBER	DATE	VENDOR	AMOUNT
141	72710	453	000	141217554	01/07/2022	CENTRAL STATES BUS S	569.75
141	72620	499	000	141217555	01/07/2022	CITY ELECTRIC SUPPLY	42.08
141	72620	499	000	141217555	01/07/2022	CITY ELECTRIC SUPPLY	229.20
141	72620	499	000	141217555	01/07/2022	CITY ELECTRIC SUPPLY	242.63
141	72620	499	000	141217555	01/07/2022	CITY ELECTRIC SUPPLY	31.98
141	72620	499	000	141217555	01/07/2022	CITY ELECTRIC SUPPLY	93.00
141	72620	499	000	141217556	01/07/2022	CLINE-HOLDER ELECTRI	596.49
141	72620	499	000	141217557	01/07/2022	DOWN TO EARTH	329.56
141	72620	499	000	141217557	01/07/2022	DOWN TO EARTH	307.09
141	72620	499	000	141217558	01/07/2022	EAST TENNESSEE RENT-	329.66
141	72250	399	000	141217559	01/07/2022	ENA SERVICES LLC	1,917.30
141	72250	350	000	141217559	01/07/2022	ENA SERVICES LLC	5,926.00
141	72620	499	000	141217560	01/07/2022	EVERGREEN OF JOHNSON	171.96
141	72620	499	000	141217560	01/07/2022	EVERGREEN OF JOHNSON	335.86
141	72620	499	000	141217560	01/07/2022	EVERGREEN OF JOHNSON	210.91
141	72620	499	000	141217561	01/07/2022	FASTENAL	269.05
141	72620	499	000	141217562	01/07/2022	FENCO SUPPLY	4.24
141	72620	499	000	141217562	01/07/2022	FENCO SUPPLY	14.67
141	72620	499	000	141217562	01/07/2022	FENCO SUPPLY	122.44
141	72620	499	000	141217562	01/07/2022	FENCO SUPPLY	183.42
141	72620	499	000	141217562	01/07/2022	FENCO SUPPLY	70.79
141	72620	499	000	141217562	01/07/2022	FENCO SUPPLY	28.82
141	72620	499	000	141217562	01/07/2022	FENCO SUPPLY	403.09
141	72620	499	000	141217562	01/07/2022	FENCO SUPPLY	21.20
141	71100	499	000	141217563	01/07/2022	FISHER SCIENTIFIC CO	137.52
141	72250	399	000	141217564	01/07/2022	GOVCONNECTION, INC	1,764.88
141	72250	499	000	141217564	01/07/2022	GOVCONNECTION, INC	52.58
141	72620	499	000	141217565	01/07/2022	HOME DEPOT PRO	190.25
141	72620	499	000	141217565	01/07/2022	HOME DEPOT PRO	194.16
141	72610	410	000	141217565	01/07/2022	HOME DEPOT PRO	90.40
141	72610	410	000	141217565	01/07/2022	HOME DEPOT PRO	817.60
141	72610	410	000	141217565	01/07/2022	HOME DEPOT PRO	511.00
141	72610	410	000	141217565	01/07/2022	HOME DEPOT PRO	327.04
141	72610	410	000	141217565	01/07/2022	HOME DEPOT PRO	1,341.67
141	72610	410	000	141217565	01/07/2022	HOME DEPOT PRO	1,264.42
141	72610	410	000	141217565	01/07/2022	HOME DEPOT PRO	423.60
141	72610	410	000	141217565	01/07/2022	HOME DEPOT PRO	1,593.31
141	72610	410	000	141217565	01/07/2022	HOME DEPOT PRO	564.13
141	72610	410	000	141217565	01/07/2022	HOME DEPOT PRO	707.10
141	72610	410	000	141217565	01/07/2022	HOME DEPOT PRO	1,566.30
141	72610	410	000	141217565	01/07/2022	HOME DEPOT PRO	1,119.50
141	72610	410	000	141217565	01/07/2022	HOME DEPOT PRO	638.71
141	72610	410	000	141217565	01/07/2022	HOME DEPOT PRO	755.04
141	72620	336	000	141217566	01/07/2022	HVAC INC	1,647.50
141	72210	524	000	141217567	01/07/2022	INGLES MARKETS, INC	30.18
141	71100	429	000	141217567	01/07/2022	INGLES MARKETS, INC	200.00
141	72710	424	000	141217568	01/07/2022	INTERSTATE BATTERY S	337.90
141	72710	424	000	141217568	01/07/2022	INTERSTATE BATTERY S	347.90
141	72410	355	000	141217569	01/07/2022	KITE, JOSH	156.98
141	72620	499	000	141217570	01/07/2022	L&W SUPPLY CORPORATI	709.11
141	72620	499	000	141217571	01/07/2022	MODERN SUPPLY	532.62
141	72220	355	000	141217572	01/07/2022	MYERS, MINDY	62.98
141	71100	429	000	141217573	01/07/2022	OFFICE DEPOT	107.61
141	71100	429	000	141217573	01/07/2022	OFFICE DEPOT	123.62
141	71100	429	000	141217573	01/07/2022	OFFICE DEPOT	199.78
141	71100	429	000	141217573	01/07/2022	OFFICE DEPOT	419.34

CHECK CHECK							
FND	ACCT	OBJ	PRJ	NUMBER	DATE	VENDOR	AMOUNT
141	71100	429	000	141217573	01/07/2022	OFFICE DEPOT	385.76
141	71100	429	000	141217573	01/07/2022	OFFICE DEPOT	143.89
141	71100	429	000	141217573	01/07/2022	OFFICE DEPOT	138.69
141	71100	429	000	141217573	01/07/2022	OFFICE DEPOT	138.78
141	71100	429	000	141217573	01/07/2022	OFFICE DEPOT	138.07
141	71100	429	000	141217573	01/07/2022	OFFICE DEPOT	137.33
141	71100	429	000	141217573	01/07/2022	OFFICE DEPOT	198.86
141	71100	429	000	141217573	01/07/2022	OFFICE DEPOT	197.23
141	71100	429	000	141217573	01/07/2022	OFFICE DEPOT	189.19
141	71100	429	000	141217573	01/07/2022	OFFICE DEPOT	199.49
141	71100	429	000	141217573	01/07/2022	OFFICE DEPOT	55.97
141	72410	499	000	141217573	01/07/2022	OFFICE DEPOT	288.09
141	72620	499	000	141217573	01/07/2022	OFFICE DEPOT	251.99
141	72620	499	000	141217573	01/07/2022	OFFICE DEPOT	459.98
141	71100	429	000	141217573	01/07/2022	OFFICE DEPOT	299.88
141	71200	429	000	141217573	01/07/2022	OFFICE DEPOT	198.08
141	71200	429	000	141217573	01/07/2022	OFFICE DEPOT	196.84
141	71200	429	000	141217573	01/07/2022	OFFICE DEPOT	197.53
141	71200	429	000	141217573	01/07/2022	OFFICE DEPOT	197.22
141	71200	429	000	141217573	01/07/2022	OFFICE DEPOT	95.20
141	71200	429	000	141217573	01/07/2022	OFFICE DEPOT	198.17
141	71200	429	000	141217573	01/07/2022	OFFICE DEPOT	198.37
141	71200	429	000	141217573	01/07/2022	OFFICE DEPOT	48.51
141	72610	499	000	141217574	01/07/2022	OLDE TOWNE SMALL ENG	64.35
141	72610	499	000	141217574	01/07/2022	OLDE TOWNE SMALL ENG	53.00
141	71300	730	000	141217574	01/07/2022	OLDE TOWNE SMALL ENG	479.99
141	72620	499	000	141217575	01/07/2022	QUIK CLEANERS	145.50
141	72250	499	000	141217576	01/07/2022	QUILL LLC	114.29
141	71100	499	000	141217576	01/07/2022	QUILL LLC	155.60
141	72250	499	000	141217576	01/07/2022	QUILL LLC	812.85
141	72250	499	000	141217576	01/07/2022	QUILL LLC	97.55
141	72250	499	000	141217576	01/07/2022	QUILL LLC	384.28
141	72250	499	000	141217576	01/07/2022	QUILL LLC	256.70
141	72250	499	000	141217576	01/07/2022	QUILL LLC	418.60
141	72250	499	000	141217576	01/07/2022	QUILL LLC	6.37
141	72250	499	000	141217576	01/07/2022	QUILL LLC	10.43
141	72250	499	000	141217576	01/07/2022	QUILL LLC	98.99
141	72620	499	000	141217577	01/07/2022	RFC COMPANY	114.59
141	72220	355	000	141217578	01/07/2022	ROSE, DONNA	62.51
141	71100	429	000	141217579	01/07/2022	SCHOLASTIC INC	112.07
141	71200	429	000	141217580	01/07/2022	SCHOOL SPECIALTY LLC	167.04
141	71200	429	000	141217580	01/07/2022	SCHOOL SPECIALTY LLC	29.10
141	72620	499	000	141217581	01/07/2022	SHARE CORPORATION	2,879.94
141	72620	499	000	141217581	01/07/2022	SHARE CORPORATION	683.00
141	72620	499	000	141217582	01/07/2022	SHERWIN WILLIAMS	420.25
141	72620	499	000	141217582	01/07/2022	SHERWIN WILLIAMS	178.44
141	72510	399	000	141217583	01/07/2022	SQUIBB, RACHEL	1,000.00
141	71200	429	000	141217584	01/07/2022	SUPER DUPER PUBLICAT	106.85
141	72220	355	000	141217585	01/07/2022	TAYLOR, MISTY	56.40
141	71300	730	000	141217586	01/07/2022	TECHNICAL TRAINING A	20,780.00
141	72620	599	000	141217587	01/07/2022	TEG ENTERPRISES	62.40
141	72220	355	000	141217588	01/07/2022	TEILMANN, CHRISTIE	34.78
141	72320	399	000	141217589	01/07/2022	TENN SCHOOL BOARDS A	3,250.00
141	72620	499	000	141217590	01/07/2022	TMS SOUTH	500.42
141	72210	355	000	141217591	01/07/2022	TRAVIS, MYRA	80.84
141	72320	307	000	141217592	01/07/2022	VERIZON WIRELESS	95.13

CHECK CHECK							
FND	ACCT	OBJ	PRJ	NUMBER	DATE	VENDOR	AMOUNT
141	71100	399	000	141217637	01/14/2022	CEDAR GROVE CENTER	792.00
141	72610	599	000	141217638	01/14/2022	CENTURYLINK	132.32
141	72610	599	000	141217638	01/14/2022	CENTURYLINK	28.00
141	72310	320	000	141217639	01/14/2022	CHAMBER OF COMMERCE	572.00
141	72610	399	000	141217640	01/14/2022	CHEM-AQUA INC	1,332.62
141	72610	454	000	141217641	01/14/2022	CHUCKEY UTILITY DIST	345.05
141	71100	429	000	141217642	01/14/2022	DANIEL BOONE HIGH SC	2,462.34
141	71100	499	000	141217643	01/14/2022	DCHS DIGITAL GRAPHIC	131.25
141	71100	429	000	141217644	01/14/2022	DEMCO	381.67
141	72710	599	000	141217645	01/14/2022	DIRECT HEALTH CARE	600.00
141	72320	307	000	141217646	01/14/2022	ENA SERVICES LLC	361.58
141	72320	307	000	141217646	01/14/2022	ENA SERVICES LLC	440.68
141	72320	307	000	141217646	01/14/2022	ENA SERVICES LLC	625.37
141	72320	307	000	141217646	01/14/2022	ENA SERVICES LLC	511.80
141	72320	307	000	141217646	01/14/2022	ENA SERVICES LLC	191.98
141	72320	307	000	141217646	01/14/2022	ENA SERVICES LLC	326.02
141	72320	307	000	141217646	01/14/2022	ENA SERVICES LLC	237.42
141	72320	307	000	141217646	01/14/2022	ENA SERVICES LLC	241.42
141	72320	307	000	141217646	01/14/2022	ENA SERVICES LLC	201.86
141	72320	307	000	141217646	01/14/2022	ENA SERVICES LLC	228.93
141	72320	307	000	141217646	01/14/2022	ENA SERVICES LLC	171.80
141	72320	307	000	141217646	01/14/2022	ENA SERVICES LLC	425.30
141	72320	307	000	141217646	01/14/2022	ENA SERVICES LLC	214.65
141	72320	307	000	141217646	01/14/2022	ENA SERVICES LLC	209.15
141	72710	307	000	141217646	01/14/2022	ENA SERVICES LLC	54.94
141	72620	307	000	141217646	01/14/2022	ENA SERVICES LLC	239.92
141	72320	307	000	141217646	01/14/2022	ENA SERVICES LLC	226.73
141	72320	307	000	141217646	01/14/2022	ENA SERVICES LLC	505.22
141	72610	599	000	141217646	01/14/2022	ENA SERVICES LLC	943.91
141	73300	599	000	141217646	01/14/2022	ENA SERVICES LLC	100.09
141	72610	399	000	141217647	01/14/2022	FLEENOR SECURITY SYS	75.00
141	72610	399	000	141217647	01/14/2022	FLEENOR SECURITY SYS	63.03
141	72120	499	000	141217648	01/14/2022	FOOD CITY	257.15
141	72210	524	000	141217648	01/14/2022	FOOD CITY	52.94
141	72620	336	000	141217649	01/14/2022	FOSTER SIGNS	3,490.00
141	72710	425	000	141217650	01/14/2022	GREENEVILLE OIL & PE	2,016.56
141	72710	424	000	141217650	01/14/2022	GREENEVILLE OIL & PE	629.30
141	72230	355	000	141217651	01/14/2022	HALE, CHARLES	66.74
141	72610	454	000	141217653	01/14/2022	JONESBOROUGH WATER D	440.70
141	72610	359	000	141217653	01/14/2022	JONESBOROUGH WATER D	400.00
141	72610	454	000	141217653	01/14/2022	JONESBOROUGH WATER D	57.38
141	72610	454	000	141217653	01/14/2022	JONESBOROUGH WATER D	59.41
141	72610	359	000	141217653	01/14/2022	JONESBOROUGH WATER D	620.00
141	72610	454	000	141217653	01/14/2022	JONESBOROUGH WATER D	654.53
141	72610	359	000	141217653	01/14/2022	JONESBOROUGH WATER D	620.00
141	72610	454	000	141217653	01/14/2022	JONESBOROUGH WATER D	622.31
141	71300	429	000	141217654	01/14/2022	KNOWLEDGE MATTERS IN	2,800.00
141	71100	399	000	141217655	01/14/2022	LANGUAGE TRAINING CE	12.50
141	71200	429	000	141217656	01/14/2022	LOWE'S	134.78
141	72620	499	000	141217656	01/14/2022	LOWE'S	6,515.89
141	72250	499	000	141217656	01/14/2022	LOWE'S	536.46
141	71300	429	000	141217656	01/14/2022	LOWE'S	1,369.84
141	72710	424	000	141217657	01/14/2022	MATHESON TRI-GAS INC	70.88
141	72710	453	000	141217658	01/14/2022	MID-SOUTH BUS CENTER	410.74
141	72710	453	000	141217658	01/14/2022	MID-SOUTH BUS CENTER	181.50
141	72710	453	000	141217658	01/14/2022	MID-SOUTH BUS CENTER	469.98

		CHECK CHECK					
FND	ACCT	OBJ	PRJ	NUMBER	DATE	VENDOR	AMOUNT
141	72710	453	000	141217658	01/14/2022	MID-SOUTH BUS CENTER	453.75
141	72710	453	000	141217658	01/14/2022	MID-SOUTH BUS CENTER	220.48
141	72220	399	000	141217659	01/14/2022	MINI MIRACLES THERAP	5,399.90
141	72220	399	000	141217659	01/14/2022	MINI MIRACLES THERAP	295.05
141	71100	429	000	141217660	01/14/2022	NASCO	133.56
141	72220	499	000	141217661	01/14/2022	NORTHEAST STATE	144.00
141	72120	499	000	141217662	01/14/2022	NORTHEAST STATE COLL	3.00
141	71100	429	000	141217663	01/14/2022	OFFICE DEPOT INC	172.88
141	71100	429	000	141217663	01/14/2022	OFFICE DEPOT INC	26.60
141	72620	335	000	141217664	01/14/2022	PRATERS INCORPORATED	42,726.80
141	72610	399	000	141217665	01/14/2022	PREMIER FIRE PROTECT	93.00
141	72610	399	000	141217665	01/14/2022	PREMIER FIRE PROTECT	116.00
141	72610	399	000	141217665	01/14/2022	PREMIER FIRE PROTECT	277.00
141	72610	399	000	141217665	01/14/2022	PREMIER FIRE PROTECT	140.00
141	72610	399	000	141217665	01/14/2022	PREMIER FIRE PROTECT	116.00
141	72610	399	000	141217665	01/14/2022	PREMIER FIRE PROTECT	173.00
141	72610	399	000	141217665	01/14/2022	PREMIER FIRE PROTECT	185.00
141	72610	399	000	141217665	01/14/2022	PREMIER FIRE PROTECT	138.00
141	72610	399	000	141217665	01/14/2022	PREMIER FIRE PROTECT	117.00
141	72610	399	000	141217665	01/14/2022	PREMIER FIRE PROTECT	276.00
141	72610	399	000	141217665	01/14/2022	PREMIER FIRE PROTECT	164.00
141	72610	399	000	141217665	01/14/2022	PREMIER FIRE PROTECT	133.00
141	72610	399	000	141217665	01/14/2022	PREMIER FIRE PROTECT	85.00
141	72610	399	000	141217665	01/14/2022	PREMIER FIRE PROTECT	93.00
141	72610	328	000	141217666	01/14/2022	PREMIERE BUILDING MA	5,417.38
141	72610	328	000	141217666	01/14/2022	PREMIERE BUILDING MA	3,482.36
141	72610	328	000	141217666	01/14/2022	PREMIERE BUILDING MA	5,968.04
141	72610	328	000	141217666	01/14/2022	PREMIERE BUILDING MA	5,440.08
141	72610	328	000	141217666	01/14/2022	PREMIERE BUILDING MA	4,669.00
141	72610	328	000	141217666	01/14/2022	PREMIERE BUILDING MA	5,663.47
141	72610	328	000	141217666	01/14/2022	PREMIERE BUILDING MA	4,265.23
141	72610	328	000	141217666	01/14/2022	PREMIERE BUILDING MA	4,216.54
141	72610	328	000	141217666	01/14/2022	PREMIERE BUILDING MA	12,843.35
141	72610	328	000	141217666	01/14/2022	PREMIERE BUILDING MA	12,843.35
141	72610	328	000	141217666	01/14/2022	PREMIERE BUILDING MA	5,981.92
141	72710	453	000	141217667	01/14/2022	PRO BILLING & FUNDIN	65.38
141	72210	432	000	141217668	01/14/2022	RENAISSANCE	918.75
141	72410	599	000	141217669	01/14/2022	RIDDELL ALL AMERICAN	3,954.87
141	72320	399	000	141217670	01/14/2022	ROBERT J. YOUNG COMP	3,878.12
141	71300	429	000	141217671	01/14/2022	SAVVAS LEARNING COMP	17,197.31
141	71100	429	000	141217672	01/14/2022	SCHOOL SPECIALTY LLC	482.53
141	71100	429	000	141217672	01/14/2022	SCHOOL SPECIALTY LLC	123.81
141	71100	429	000	141217672	01/14/2022	SCHOOL SPECIALTY LLC	97.86
141	71100	429	000	141217672	01/14/2022	SCHOOL SPECIALTY LLC	3.05
141	71100	429	000	141217673	01/14/2022	SHIELDS ELECTRONICS	676.00
141	72250	499	000	141217673	01/14/2022	SHIELDS ELECTRONICS	845.00
141	72250	499	000	141217673	01/14/2022	SHIELDS ELECTRONICS	1,690.00
141	72250	499	000	141217674	01/14/2022	STAPLES	434.22
141	72250	499	000	141217674	01/14/2022	STAPLES	1,565.40
141	72610	399	000	141217675	01/14/2022	STATE OF TENNESSEE	55.00
141	72610	399	000	141217675	01/14/2022	STATE OF TENNESSEE	55.00
141	72120	599	000	141217676	01/14/2022	SYNCHRONY BANK JCP	114.07
141	71100	429	000	141217677	01/14/2022	TENNESSEE OFFICE SUP	198.58
141	71100	429	000	141217677	01/14/2022	TENNESSEE OFFICE SUP	35.21
141	71100	429	000	141217677	01/14/2022	TENNESSEE OFFICE SUP	11.84
141	71100	429	000	141217677	01/14/2022	TENNESSEE OFFICE SUP	43.54

		CHECK CHECK					
FND	ACCT	OBJ	PRJ	NUMBER	DATE	VENDOR	
						AMOUNT	
141	71100	429	000	141217677	01/14/2022	TENNESSEE OFFICE SUP	10.04
141	72130	499	000	141217677	01/14/2022	TENNESSEE OFFICE SUP	28.82
141	72210	432	000	141217677	01/14/2022	TENNESSEE OFFICE SUP	263.85
141	71100	429	000	141217677	01/14/2022	TENNESSEE OFFICE SUP	22.42
141	71100	429	000	141217677	01/14/2022	TENNESSEE OFFICE SUP	363.43
141	71100	429	000	141217677	01/14/2022	TENNESSEE OFFICE SUP	29.18
141	71100	429	000	141217677	01/14/2022	TENNESSEE OFFICE SUP	36.64
141	71100	429	000	141217677	01/14/2022	TENNESSEE OFFICE SUP	6.16
141	71100	429	000	141217677	01/14/2022	TENNESSEE OFFICE SUP	64.34
141	71100	429	000	141217677	01/14/2022	TENNESSEE OFFICE SUP	64.34
141	71100	429	000	141217677	01/14/2022	TENNESSEE OFFICE SUP	8.00
141	71100	429	000	141217677	01/14/2022	TENNESSEE OFFICE SUP	196.68
141	71200	429	000	141217677	01/14/2022	TENNESSEE OFFICE SUP	4.05
141	71200	429	000	141217677	01/14/2022	TENNESSEE OFFICE SUP	139.99
141	72620	499	000	141217677	01/14/2022	TENNESSEE OFFICE SUP	2,969.72
141	72620	499	000	141217678	01/14/2022	TMS SOUTH	979.45
141	72620	499	000	141217679	01/14/2022	TRANE COMPANY	192.79
141	72620	499	000	141217679	01/14/2022	TRANE COMPANY	261.09
141	72710	453	000	141217680	01/14/2022	TRUCK PRO	53.16
141	72710	453	000	141217680	01/14/2022	TRUCK PRO	278.92
141	72710	453	000	141217680	01/14/2022	TRUCK PRO	58.86
141	71100	299	000	141217681	01/14/2022	TRUSTMARK SOLUTIONS	50.51
141	72620	499	000	141217682	01/14/2022	UNITED RENTALS	681.29
141	72620	499	000	141217683	01/14/2022	UNITED REFRIGERATION	432.80
141	71100	399	000	141217685	01/14/2022	VILLAGE BEHAVIORAL H	264.00
141	72120	499	000	141217686	01/14/2022	WASHINGTON COUNTY HE	74.32
141	72610	499	000	141217688	01/14/2022	WASHINGTON FARMERS C	4,200.00
141	72610	499	000	141217688	01/14/2022	WASHINGTON FARMERS C	760.00
141	72610	499	000	141217688	01/14/2022	WASHINGTON FARMERS C	604.80
141	72610	499	000	141217688	01/14/2022	WASHINGTON FARMERS C	193.98
141	72610	499	000	141217688	01/14/2022	WASHINGTON FARMERS C	6.00
141	71100	116	000	141212262	01/15/2022	ADAMS, LISA	-294.76
141	71100	116	000	141212262	01/15/2022	ADAMS, LISA	-189.60
141	72210	499	000	14127989	01/15/2022	ADAMS, SHANNON	-32.26
141	71100	299	000	141213687	01/15/2022	BABB, SARAH	-135.00
141	72310	599	000	141204931	01/15/2022	BAILEY, HEATH	-19.97
141	72710	599	000	141206069	01/15/2022	BAIRD, ROBBIE	-18.27
141	71100	116	000	141212272	01/15/2022	BREWER, JERRY	-325.81
141	72310	355	000	141203922	01/15/2022	BUCHANAN, ANNETTE	-114.00
141	72310	355	000	141203922	01/15/2022	BUCHANAN, ANNETTE	-94.00
141	72710	412	000	141213345	01/15/2022	BUTLER, OLIVIA	-41.14
141	72120	355	000	141200059	01/15/2022	BYRD, AMY	-3.76
141	72120	355	000	141200981	01/15/2022	BYRD, AMY	-16.92
141	71100	399	000	141209425	01/15/2022	CEDAR GROVE CENTER	-798.00
141	72210	524	000	141200479	01/15/2022	CREAMER, LINDA	-36.00
141	72220	355	000	141202499	01/15/2022	CURTIS, EMMERY	-15.98
141	72210	524	000	141203041	01/15/2022	DAVENPORT, BEN	-100.00
141	72210	524	000	141202501	01/15/2022	DAVENPORT, BEN	-100.00
141	71100	299	000	141208966	01/15/2022	DURHAM, JOHN	-30.00
141	72320	355	000	141204201	01/15/2022	FLANARY, WILLIAM	-88.00
141	72320	355	000	141204201	01/15/2022	FLANARY, WILLIAM	-282.00
141	73901	499	000	141212626	01/15/2022	FOSTER SIGNS	-530.00
141	72620	499	000	141212626	01/15/2022	FOSTER SIGNS	-220.00
141	72620	499	000	141212626	01/15/2022	FOSTER SIGNS	-195.00
141	72710	424	000	141212626	01/15/2022	FOSTER SIGNS	-32.00
141	72210	524	000	141208973	01/15/2022	GANTLEY, JULIE	-64.00

				CHECK CHECK			
FND	ACCT	OBJ	PRJ	NUMBER	DATE	VENDOR	AMOUNT
141	71100	299	000	141208980	01/15/2022	GRAY, JAMES	-55.00
141	72120	355	000	141202809	01/15/2022	GREEN, JESSICA	-4.23
141	71100	299	000	141206629	01/15/2022	GREENE, LISA	-135.00
141	72210	355	000	141199709	01/15/2022	HILTON GARDEN INN	-1,293.32
141	72210	524	000	141210969	01/15/2022	HILTON GARDEN INN NA	-966.52
141	73300	355	000	141208741	01/15/2022	HITE, MEGAN	-36.66
141	72210	355	000	141199655	01/15/2022	HOLCOMBE, ELLIS	-114.00
141	72210	355	000	141199655	01/15/2022	HOLCOMBE, ELLIS	-94.00
141	71100	299	000	141211368	01/15/2022	HONEYCUTT, VANESSA	-80.00
141	72810	499	000	141211764	01/15/2022	HONORS GRADUATION	-492.82
141	72810	499	000	141211764	01/15/2022	HONORS GRADUATION	-403.39
141	72220	355	000	141212784	01/15/2022	HORAN, KELLI	-147.01
141	71100	299	000	141208314	01/15/2022	HUFF, KATHY	-63.75
141	72120	399	000	141203811	01/15/2022	INDUSTRIAL HEARING S	-260.00
141	72220	355	000	141212557	01/15/2022	IVESTER, ASHLEY	-6.58
141	72220	355	000	141210415	01/15/2022	IVESTER, ASHLEY	-79.90
141	72220	355	000	141211102	01/15/2022	IVESTER, ASHLEY	-111.86
141	72220	355	000	141210843	01/15/2022	IVESTER, ASHLEY	-79.90
141	72220	355	000	141211298	01/15/2022	IVESTER, ASHLEY	-47.94
141	72220	355	000	141209994	01/15/2022	IVESTER, ASHLEY	-31.96
141	72220	355	000	141209593	01/15/2022	IVESTER, ASHLEY	-47.94
141	72220	355	000	141209188	01/15/2022	IVESTER, ASHLEY	-31.96
141	72250	399	000	141210597	01/15/2022	IXL LEARNING	-2,040.00
141	72250	399	000	141210597	01/15/2022	IXL LEARNING	-767.50
141	71100	299	000	141203813	01/15/2022	JEFFERS, EDWARD	-135.00
141	71100	116	000	141212304	01/15/2022	JENKINS, TONYA	-156.99
141	71100	116	000	141212304	01/15/2022	JENKINS, TONYA	-172.92
141	71100	116	000	141212305	01/15/2022	JOHNSON, GREGORY	-119.70
141	71100	116	000	141212305	01/15/2022	JOHNSON, GREGORY	-318.47
141	71100	116	000	141212305	01/15/2022	JOHNSON, GREGORY	-75.10
141	71100	116	000	141212305	01/15/2022	JOHNSON, GREGORY	-268.98
141	71100	116	000	141212306	01/15/2022	JOHNSON, GREGORY	-169.00
141	71100	116	000	141212306	01/15/2022	JOHNSON, GREGORY	-497.00
141	71100	116	000	141212306	01/15/2022	JOHNSON, GREGORY	-131.00
141	71100	116	000	141212306	01/15/2022	JOHNSON, GREGORY	-532.00
141	71100	116	000	141212311	01/15/2022	KNIGHT, JESSICA	-119.70
141	71100	116	000	141212311	01/15/2022	KNIGHT, JESSICA	-318.47
141	71100	116	000	141212311	01/15/2022	KNIGHT, JESSICA	-75.10
141	71100	116	000	141212311	01/15/2022	KNIGHT, JESSICA	-268.98
141	71100	207	000	141200448	01/15/2022	KYKER, CONNIE	-1,931.00
141	72120	355	000	141200507	01/15/2022	LANE, PATRICIA	-45.12
141	73300	355	000	141208753	01/15/2022	LANE, TINA	-61.10
141	73300	355	000	141210492	01/15/2022	LANE, TINA	-60.16
141	73300	355	000	141205745	01/15/2022	LANE, TINA	-89.30
141	73300	355	000	141209462	01/15/2022	LANE, TINA	-69.56
141	72120	355	000	141206265	01/15/2022	LASHBROOK, CHERYL	-15.51
141	72210	524	000	141205009	01/15/2022	LINDSAY, DREW	-36.00
141	73300	355	000	141203385	01/15/2022	MARSH, RHONDA	-32.90
141	72220	355	000	141212567	01/15/2022	MCCARTT, MAGGIE	-61.10
141	72220	355	000	141213435	01/15/2022	MCCARTT, MAGGIE	-54.99
141	72220	355	000	141213159	01/15/2022	MCCARTT, MAGGIE	-42.77
141	72220	355	000	141212793	01/15/2022	MCCARTT, MAGGIE	-67.21
141	71100	299	000	141202480	01/15/2022	MCCURRY, RACHEL	-135.00
141	71100	207	000	141208933	01/15/2022	MCFARLAND, MELISSA	-3,023.00
141	71200	429	000	141206177	01/15/2022	MD SUPPLIES & SERVIC	-28.21
141	72220	355	000	141200900	01/15/2022	MOLL, ALYCIA	-63.92

CHECK CHECK							
FND	ACCT	OBJ	PRJ	NUMBER	DATE	VENDOR	AMOUNT
141	72110	355	000	141203303	01/15/2022	MURPHY, JAMES	-172.02
141	72210	355	000	141204215	01/15/2022	MURPHY, JAMES	-37.60
141	72110	355	000	141199920	01/15/2022	MURPHY, JAMES	-67.68
141	72220	355	000	141208762	01/15/2022	MYERS, MINDY	-92.12
141	72210	355	000	141210434	01/15/2022	OGLE, JOSH	-143.35
141	71100	116	000	141212333	01/15/2022	PETERS, JENEE	-176.22
141	71100	116	000	141212333	01/15/2022	PETERS, JENEE	-186.57
141	71100	299	000	141204079	01/15/2022	PETERS, JENEE	-135.00
141	71100	207	000	141212709	01/15/2022	PHILLIPS, EVIA	-1,931.00
141	72210	524	000	141205012	01/15/2022	PRYOR, KATHRYN	-36.00
141	71100	299	000	141203536	01/15/2022	PUGH, JODI	-117.00
141	72210	355	000	141204484	01/15/2022	RAMSEY, SUSAN	-37.60
141	72110	499	000	141207001	01/15/2022	RAMSEY, SUSAN	-74.95
141	72210	524	000	141204484	01/15/2022	RAMSEY, SUSAN	-15.96
141	72210	355	000	141204807	01/15/2022	RAMSEY, SUSAN	-22.56
141	72710	412	000	141212747	01/15/2022	REAVES, DAVID	-31.13
141	71100	299	000	141210703	01/15/2022	RICHMOND, CURTIS	-135.00
141	72210	524	000	141200383	01/15/2022	ROBINSON, MIRIAM	-36.00
141	72120	355	000	141200086	01/15/2022	ROURK, RACHEL	-6.58
141	72120	499	000	141200270	01/15/2022	SCHOOL HEALTH CORPOR	-463.95
141	72120	499	000	141200270	01/15/2022	SCHOOL HEALTH CORPOR	-325.73
141	72210	355	000	141210710	01/15/2022	SMITH, ALICE ANN	-21.90
141	72620	599	000	141202425	01/15/2022	STALLARD, MICHELLE	-24.44
141	71100	429	000	141211052	01/15/2022	STUDIES WEEKLY	-130.05
141	72810	599	000	141206563	01/15/2022	THACKER, ABIGAIL	-29.76
141	71100	207	000	141200430	01/15/2022	TILSON, JANINE	-1,931.00
141	73300	599	000	141203723	01/15/2022	TIPTON-HAYNES HISTOR	-300.00
141	72620	499	000	141203727	01/15/2022	UNITED RENTALS	-632.98
141	72620	499	000	141203727	01/15/2022	UNITED RENTALS	-1,217.99
141	72620	499	000	141203727	01/15/2022	UNITED RENTALS	-1,699.48
141	72620	499	000	141203727	01/15/2022	UNITED RENTALS	-685.28
141	73300	499	000	141208469	01/15/2022	WARRIORS PATH STATE	-36.00
141	72210	524	000	141208821	01/15/2022	WHITSON, CLARINDA	-36.00
141	72210	524	000	141209516	01/15/2022	YARBER, SERENA	-105.00
141	71100	429	000	141217700	01/21/2022	95 PERCENT GROUP INC	495.00
141	72130	322	000	141217701	01/21/2022	ACT	1,380.00
141	72130	322	000	141217701	01/21/2022	ACT	405.00
141	73300	499	000	141217702	01/21/2022	AMERICAN RED CROSS	96.00
141	72210	336	000	141217704	01/21/2022	APPLE INC	1,432.00
141	72610	434	000	141217705	01/21/2022	ATMOS ENERGY	571.82
141	72610	434	000	141217705	01/21/2022	ATMOS ENERGY	469.07
141	72610	434	000	141217705	01/21/2022	ATMOS ENERGY	861.89
141	72610	434	000	141217705	01/21/2022	ATMOS ENERGY	389.87
141	72610	434	000	141217705	01/21/2022	ATMOS ENERGY	949.47
141	72610	434	000	141217705	01/21/2022	ATMOS ENERGY	42.00
141	72610	434	000	141217705	01/21/2022	ATMOS ENERGY	3,232.81
141	72610	434	000	141217705	01/21/2022	ATMOS ENERGY	3,631.56
141	72610	434	000	141217705	01/21/2022	ATMOS ENERGY	3,875.99
141	72210	524	000	141217706	01/21/2022	BARNES & NOBLE INC	202.40
141	71100	429	000	141217706	01/21/2022	BARNES & NOBLE INC	73.06
141	71100	299	000	141217707	01/21/2022	BENNETT, LISA	32.40
141	72710	450	000	141217708	01/21/2022	BEST ONE TIRE	6,922.32
141	72710	450	000	141217708	01/21/2022	BEST ONE TIRE	3,045.00
141	72210	432	000	141217709	01/21/2022	BOUND TO STAY BOUND	55.09
141	72210	432	000	141217709	01/21/2022	BOUND TO STAY BOUND	14.94
141	72610	415	000	141217710	01/21/2022	BRIGHT RIDGE	7,223.89

				CHECK CHECK			
FND	ACCT	OBJ	PRJ	NUMBER	DATE	VENDOR	AMOUNT
141	72210	355	000	141217724	01/21/2022	GOUGE, STEPHANIE	89.77
141	72250	499	000	141217725	01/21/2022	GOVCONNECTION, INC	1,026.79
141	72610	454	000	141217726	01/21/2022	JOHNSON CITY UTILITY	939.16
141	72610	454	000	141217726	01/21/2022	JOHNSON CITY UTILITY	1,087.67
141	72610	454	000	141217726	01/21/2022	JOHNSON CITY UTILITY	2,209.93
141	72610	359	000	141217726	01/21/2022	JOHNSON CITY UTILITY	1,082.50
141	72610	359	000	141217726	01/21/2022	JOHNSON CITY UTILITY	1,028.00
141	72610	359	000	141217726	01/21/2022	JOHNSON CITY UTILITY	55.00
141	72610	359	000	141217726	01/21/2022	JOHNSON CITY UTILITY	224.50
141	72610	359	000	141217726	01/21/2022	JOHNSON CITY UTILITY	224.50
141	72610	359	000	141217726	01/21/2022	JOHNSON CITY UTILITY	129.50
141	72610	359	000	141217726	01/21/2022	JOHNSON CITY UTILITY	55.00
141	72610	359	000	141217726	01/21/2022	JOHNSON CITY UTILITY	318.01
141	72610	359	000	141217726	01/21/2022	JOHNSON CITY UTILITY	396.48
141	72610	359	000	141217726	01/21/2022	JOHNSON CITY UTILITY	146.62
141	72610	359	000	141217726	01/21/2022	JOHNSON CITY UTILITY	99.54
141	72610	359	000	141217726	01/21/2022	JOHNSON CITY UTILITY	59.25
141	72610	454	000	141217726	01/21/2022	JOHNSON CITY UTILITY	636.14
141	72610	454	000	141217726	01/21/2022	JOHNSON CITY UTILITY	22.55
141	72610	454	000	141217726	01/21/2022	JOHNSON CITY UTILITY	2,181.94
141	72610	359	000	141217726	01/21/2022	JOHNSON CITY UTILITY	6,648.00
141	72610	359	000	141217726	01/21/2022	JOHNSON CITY UTILITY	267.80
141	72210	432	000	141217727	01/21/2022	JUNIOR LIBRARY GUILD	1,034.90
141	72210	355	000	141217728	01/21/2022	KEYS, ASHLEY	15.04
141	71100	429	000	141217729	01/21/2022	LAKESHORE LEARNING M	36.98
141	71100	429	000	141217729	01/21/2022	LAKESHORE LEARNING M	60.97
141	72130	499	000	141217730	01/21/2022	NATIONAL CENTER FOR	162.75
141	72130	499	000	141217730	01/21/2022	NATIONAL CENTER FOR	54.95
141	71100	499	000	141217731	01/21/2022	NISWONGER FOUNDATION	125.00
141	71100	499	000	141217731	01/21/2022	NISWONGER FOUNDATION	17,000.00
141	72610	399	000	141217732	01/21/2022	NORTON'S PEST CONTRO	100.00
141	71100	429	000	141217733	01/21/2022	OFFICE DEPOT	198.24
141	71100	429	000	141217733	01/21/2022	OFFICE DEPOT	199.99
141	71100	429	000	141217733	01/21/2022	OFFICE DEPOT	138.56
141	71100	429	000	141217733	01/21/2022	OFFICE DEPOT	200.00
141	72130	499	000	141217733	01/21/2022	OFFICE DEPOT	346.14
141	72130	499	000	141217733	01/21/2022	OFFICE DEPOT	26.46
141	72130	499	000	141217733	01/21/2022	OFFICE DEPOT	17.64
141	72130	499	000	141217733	01/21/2022	OFFICE DEPOT	8.82
141	72130	499	000	141217733	01/21/2022	OFFICE DEPOT	399.73
141	72130	499	000	141217733	01/21/2022	OFFICE DEPOT	399.67
141	71300	429	000	141217733	01/21/2022	OFFICE DEPOT	497.05
141	72710	499	000	141217733	01/21/2022	OFFICE DEPOT	168.89
141	71100	299	000	141217734	01/21/2022	THE OMNI GROUP	112.00
141	71100	499	000	141217735	01/21/2022	PASCO SCIENTIFIC	334.00
141	72210	355	000	141217736	01/21/2022	PERCELL, CINDY	7.52
141	72210	432	000	141217737	01/21/2022	PERMA-BOUND	217.46
141	72320	348	000	141217738	01/21/2022	PITNEY BOWES INC	1,000.00
141	72610	399	000	141217739	01/21/2022	PREMIER FIRE PROTECT	2,116.32
141	71100	499	000	141217740	01/21/2022	SCHOLASTIC INC	549.45
141	72210	355	000	141217741	01/21/2022	SMITH, ALICE ANN	60.16
141	72220	355	000	141217742	01/21/2022	STELTER, SANDRA	43.71
141	72220	355	000	141217742	01/21/2022	STELTER, SANDRA	87.42
141	71300	429	001	141217744	01/21/2022	TEACHERGEEK INC	1,066.23
141	72620	499	000	141217746	01/21/2022	WILLIAMS ELECTRIC SU	226.80
141	72620	499	000	141217746	01/21/2022	WILLIAMS ELECTRIC SU	254.25

CHECK CHECK							
FND	ACCT	OBJ	PRJ	NUMBER	DATE	VENDOR	AMOUNT
141	72620	499	000	141217746	01/21/2022	WILLIAMS ELECTRIC SU	31.15
141	72620	499	000	141217746	01/21/2022	WILLIAMS ELECTRIC SU	188.97
141	72620	499	000	141217746	01/21/2022	WILLIAMS ELECTRIC SU	27.80
141	72620	499	000	141217746	01/21/2022	WILLIAMS ELECTRIC SU	390.00
141	72620	499	000	141217746	01/21/2022	WILLIAMS ELECTRIC SU	217.41
141	72620	499	000	141217746	01/21/2022	WILLIAMS ELECTRIC SU	2,599.68
141	72620	499	000	141217746	01/21/2022	WILLIAMS ELECTRIC SU	13.62
141	71100	429	000	141217747	01/21/2022	XTRA MATH	50.00
141	72710	330	000	141217748	01/27/2022	ALLY	331.59
141	72130	499	000	141217750	01/27/2022	ASCA	81.29
141	72620	499	000	141217751	01/27/2022	B & H SALES	82.00
141	71100	429	000	141217752	01/27/2022	BARNES & NOBLE INC	336.00
141	71100	429	000	141217753	01/27/2022	BSN SPORTS	401.83
141	71100	299	000	141217754	01/27/2022	CASEY, KELLY	124.00
141	73300	429	000	141217755	01/27/2022	CATCH GLOBAL FOUNDAT	249.00
141	72250	499	000	141217756	01/27/2022	CDW GOVERNMENT, INC	77.38
141	71100	399	000	141217757	01/27/2022	CEDAR GROVE CENTER	572.00
141	72210	524	000	141217758	01/27/2022	CHICK FIL-A	272.26
141	71100	429	000	141217760	01/27/2022	COURTCLEAN	752.80
141	72310	599	000	141217761	01/27/2022	DCHS DIGITAL GRAPHIC	160.00
141	72710	207	000	141217762	01/27/2022	DIRECT HEALTH CARE	200.00
141	72620	499	000	141217763	01/27/2022	DOWN TO EARTH	287.85
141	72620	499	000	141217763	01/27/2022	DOWN TO EARTH	669.46
141	72620	599	000	141217764	01/27/2022	EMBASSY SUITES	191.20
141	71100	499	000	141217765	01/27/2022	ETSU UNIV CAREER SER	100.00
141	72620	499	000	141217766	01/27/2022	EVERGREEN OF JOHNSON	125.93
141	72620	499	000	141217766	01/27/2022	EVERGREEN OF JOHNSON	563.82
141	71300	429	000	141217767	01/27/2022	FOOD CITY	695.00
141	71100	499	000	141217768	01/27/2022	GLOBAL ONLINE LANGUA	680.00
141	72620	499	000	141217769	01/27/2022	GOOD COMPANY	607.00
141	72250	499	000	141217770	01/27/2022	GOVCONNECTION, INC	1,075.93
141	72250	499	000	141217770	01/27/2022	GOVCONNECTION, INC	1,874.25
141	72250	499	000	141217770	01/27/2022	GOVCONNECTION, INC	566.70
141	71300	429	000	141217770	01/27/2022	GOVCONNECTION, INC	2,638.00
141	71100	429	000	141217771	01/27/2022	J W PEPPER & SON, IN	121.67
141	71100	429	000	141217771	01/27/2022	J W PEPPER & SON, IN	9.95
141	71100	429	000	141217771	01/27/2022	J W PEPPER & SON, IN	53.14
141	71100	429	000	141217771	01/27/2022	J W PEPPER & SON, IN	2.25
141	71100	429	000	141217771	01/27/2022	J W PEPPER & SON, IN	10.95
141	72310	599	000	141217772	01/27/2022	JOHNSON CITY WOFFORD	350.00
141	72610	454	000	141217773	01/27/2022	JONESBOROUGH WATER D	4,026.93
141	72610	454	000	141217773	01/27/2022	JONESBOROUGH WATER D	254.01
141	72610	399	000	141217774	01/27/2022	MCCLAIN'S PEST CONTR	50.00
141	71100	299	000	141217775	01/27/2022	MENGE, BRANDI	135.00
141	71100	299	000	141217776	01/27/2022	MUMPOWER, JACQUELINE	135.00
141	71100	206	000	141217777	01/27/2022	AMERICAN UNITED LIFE	1,576.87
141	71100	299	000	141217777	01/27/2022	AMERICAN UNITED LIFE	1,615.43
141	71200	206	000	141217777	01/27/2022	AMERICAN UNITED LIFE	17.57
141	71300	206	000	141217777	01/27/2022	AMERICAN UNITED LIFE	81.50
141	72110	206	000	141217777	01/27/2022	AMERICAN UNITED LIFE	4.71
141	72120	206	000	141217777	01/27/2022	AMERICAN UNITED LIFE	41.93
141	72130	206	000	141217777	01/27/2022	AMERICAN UNITED LIFE	63.75
141	72210	206	000	141217777	01/27/2022	AMERICAN UNITED LIFE	70.71
141	72220	206	000	141217777	01/27/2022	AMERICAN UNITED LIFE	44.00
141	72230	206	000	141217777	01/27/2022	AMERICAN UNITED LIFE	6.50
141	72320	206	000	141217777	01/27/2022	AMERICAN UNITED LIFE	18.29

		CHECK CHECK						
FND	ACCT	OBJ	PRJ	NUMBER	DATE	VENDOR		AMOUNT
141	72410	206	000	141217777	01/27/2022	AMERICAN UNITED LIFE		79.57
141	72510	206	000	141217777	01/27/2022	AMERICAN UNITED LIFE		6.50
141	72610	206	000	141217777	01/27/2022	AMERICAN UNITED LIFE		59.00
141	72620	206	000	141217777	01/27/2022	AMERICAN UNITED LIFE		28.00
141	72710	206	000	141217777	01/27/2022	AMERICAN UNITED LIFE		82.50
141	72810	206	000	141217777	01/27/2022	AMERICAN UNITED LIFE		8.00
141	72250	206	000	141217777	01/27/2022	AMERICAN UNITED LIFE		44.43
141	71100	299	000	141217777	01/27/2022	AMERICAN UNITED LIFE		412.56
141	72620	599	000	141217778	01/27/2022	PATRICK, PHILLIP		38.00
141	72610	328	000	141217779	01/27/2022	PREMIERE BUILDING MA		108.00
141	72220	399	000	141217780	01/27/2022	PUBLIC CONSULTING GR		6,000.00
141	71100	429	000	141217781	01/27/2022	QUILL LLC		5.69
141	71100	429	000	141217781	01/27/2022	QUILL LLC		133.87
141	72250	499	000	141217781	01/27/2022	QUILL LLC		776.56
141	72250	499	000	141217781	01/27/2022	QUILL LLC		220.12
141	72250	499	000	141217781	01/27/2022	QUILL LLC		177.49
141	72250	499	000	141217781	01/27/2022	QUILL LLC		132.28
141	72250	499	000	141217781	01/27/2022	QUILL LLC		82.78
141	72250	499	000	141217781	01/27/2022	QUILL LLC		367.96
141	72250	499	000	141217781	01/27/2022	QUILL LLC		489.65
141	72250	499	000	141217781	01/27/2022	QUILL LLC		97.04
141	71100	429	000	141217782	01/27/2022	SCHOLASTIC INC		89.90
141	71100	429	000	141217782	01/27/2022	SCHOLASTIC INC		186.78
141	72210	432	000	141217783	01/27/2022	SHOW ME BOOKS		2,500.00
141	72320	399	000	141217784	01/27/2022	SHRED A WAY		40.00
141	72320	399	000	141217784	01/27/2022	SHRED A WAY		40.00
141	72310	599	000	141217785	01/27/2022	SOUTHERN CRAFT BBQ		243.80
141	71100	499	000	141217786	01/27/2022	SWEENEY, DESTANIE		35.15
141	71100	429	000	141217787	01/27/2022	TENNESSEE OFFICE SUP		181.28
141	72220	355	000	141217788	01/27/2022	TRAINOR, THEVA		31.02
141	72620	499	000	141217789	01/27/2022	WILLIAMS ELECTRIC SU		649.92
141	72620	499	000	141217789	01/27/2022	WILLIAMS ELECTRIC SU		349.90
141	72620	499	000	141217789	01/27/2022	WILLIAMS ELECTRIC SU		129.90
141	72620	499	000	141217789	01/27/2022	WILLIAMS ELECTRIC SU		29.40
141	72620	499	000	141217789	01/27/2022	WILLIAMS ELECTRIC SU		7.20
141	72620	499	000	141217789	01/27/2022	WILLIAMS ELECTRIC SU		223.32
141	72620	499	000	141217789	01/27/2022	WILLIAMS ELECTRIC SU		319.90
141	72620	499	000	141217789	01/27/2022	WILLIAMS ELECTRIC SU		147.60
141	72620	499	000	141217789	01/27/2022	WILLIAMS ELECTRIC SU		189.95
141	71100	299	000	141217790	01/27/2022	WILSON, MICHAEL		135.00
141	72610	499	000	141217805	01/31/2022	BEACON ATHLETICS		7,703.00
141	72710	499	000	141217806	01/31/2022	CUMMINS SALES & SERV		770.00
141	71100	429	000	141217807	01/31/2022	DANIEL BOONE HIGH SC		2,915.72
141	71100	499	000	141217808	01/31/2022	DCHS DIGITAL GRAPHIC		36.00
141	71100	499	000	141217808	01/31/2022	DCHS DIGITAL GRAPHIC		13.50
141	72230	355	000	141217809	01/31/2022	DRURY HOTEL		147.19
141	72230	355	000	141217810	01/31/2022	FINK, CRYSTAL		56.00
141	71100	429	000	141217811	01/31/2022	LAMAR SCHOOL		2,000.00
141	71100	499	000	141217812	01/31/2022	TEACHER CREATED MATE		2,500.00
141	72620	701	000	141217813	01/31/2022	THOMPSON & LITTON IN		730.00
141	72620	499	000	141217814	01/31/2022	TMS SOUTH		524.28
141	72620	499	000	141217814	01/31/2022	TMS SOUTH		900.28
141	72620	499	000	141217814	01/31/2022	TMS SOUTH		429.86
141	72620	499	000	141217814	01/31/2022	TMS SOUTH		108.30

Totals for checks 1,561,911.33

FUND SUMMARY

<u>FUND</u>	<u>DESCRIPTION</u>	<u>BALANCE SHEET</u>	<u>REVENUE</u>	<u>EXPENSE</u>	<u>TOTAL</u>
141	GENERAL PURPOSE SCHOOL	0.00	0.00	1,561,911.33	1,561,911.33
***	Fund Summary Totals ***	0.00	0.00	1,561,911.33	1,561,911.33

***** End of report *****

Fnd T	Acct	Obj	Prj	Loc	Prg	Account Level Description	2021-22 Budget	January 2021-22 Monthly Activity	2021-22 FYTD Activity	Encumbered Amount	Unexpended Balance - YTD Act	2021-22 FYTD %
71100						REGULAR INSTRUCTION						
141	E	71100	116	000	00000	REGULAR TEACHERS	24,651,717.00	1,858,584.30	9,485,192.14	0.00	15,166,524.86	38.48
141	E	71100	117	000	00000	CAREER LADDER PROGRAM	107,865.00	0.00	28,681.10	0.00	79,183.90	26.59
141	E	71100	127	000	00000	CAREER LADDER EXTENDED CONTRAC	0.00	0.00	0.00	0.00	0.00	0.00
141	E	71100	128	000	00000	HOMEBOUND TEACHERS	15,300.00	1,590.00	4,995.00	0.00	10,305.00	32.65
141	E	71100	163	000	00000	EDUCATIONAL ASSISTANTS	1,484,543.00	81,461.09	570,428.45	0.00	914,114.55	38.42
141	E	71100	188	000	00000	BONUS PAYMENTS	0.00	0.00	0.00	0.00	0.00	0.00
141	E	71100	189	000	00000	OTHER SALARIES AND WAGES	0.00	0.00	9,000.00	0.00	-9,000.00	0.00
141	E	71100	195	000	00000	CERTIFIED SUBSTITUTE TEACHERS	200,000.00	23,149.27	132,669.86	0.00	67,330.14	66.33
141	E	71100	198	000	00000	NON-CERTIFIED SUBSTITUTE TEACH	302,000.00	23,380.00	122,056.88	0.00	179,943.12	40.42
141	E	71100	201	000	00000	SOCIAL SECURITY	1,658,425.00	113,868.79	587,735.93	0.00	1,070,689.07	35.44
141	E	71100	201	000	00000	100	0.00	0.00	0.00	0.00	0.00	0.00
141	E	71100	204	000	00000	STATE RETIREMENT	2,693,177.00	191,568.10	1,016,044.75	0.00	1,677,132.25	37.73
141	E	71100	206	000	00000	LIFE INSURANCE	15,000.00	1,576.87	7,115.68	0.00	7,884.32	47.44
141	E	71100	207	000	00000	MEDICAL INSURANCE	4,417,855.00	399,456.93	2,082,921.87	0.00	2,334,933.13	47.15
141	E	71100	210	000	00000	UNEMPLOYMENT COMPENSATION	32,000.00	0.00	5,112.04	0.00	26,887.96	15.98
141	E	71100	212	000	00000	EMPLOYER MEDICARE	387,858.00	26,910.49	141,741.93	0.00	246,116.07	36.54
141	E	71100	212	000	00000	100	0.00	0.00	0.00	0.00	0.00	0.00
141	E	71100	217	000	00000	RETIREMENT-HYBRID STABILIZATIO	115,000.00	0.00	74,742.06	0.00	40,257.94	64.99
141	E	71100	299	000	00000	OTHER FRINGE BENEFITS	80,000.00	554.43	15,882.90	0.00	64,117.10	19.85
141	E	71100	336	000	00000	MAINTENANCE AND REPAIR SERVICE	0.00	0.00	0.00	0.00	0.00	0.00
141	E	71100	399	000	00000	OTHER CONTRACTED SERVICES	4,284,768.00	603,402.52	2,202,133.31	0.00	2,082,634.69	51.39
141	E	71100	429	000	00000	INSTRUCTIONAL SUPPLIES & MATER	200,000.00	6,533.00	-47,658.39	0.00	247,658.39	-23.83
141	E	71100	429	000	00002	INSTRUCTIONAL SUPPLIES-ASBURY	0.00	35.21	1,213.08	0.00	-1,213.08	0.00
141	E	71100	429	000	00003	INSTRUCTIONAL SUPPLIES-MIDWAY	0.00	0.00	0.00	0.00	0.00	0.00
141	E	71100	429	000	00004	INSTRUCTIONAL SUPPLIES-BCES	0.00	1,072.98	12,609.99	0.00	-12,609.99	0.00
141	E	71100	429	000	00005	INSTRUCTIONAL SUPPLIES-BCMS	0.00	0.00	0.00	0.00	0.00	0.00
141	E	71100	429	000	00006	INSTRUCTIONAL SUPPLIES-GVES	0.00	2,508.81	8,913.92	0.00	-8,913.92	0.00
141	E	71100	429	000	00007	INSTRUCTIONAL SUPPLIES-FBES	0.00	1,231.23	4,770.39	0.00	-4,770.39	0.00
141	E	71100	429	000	00008	INSTRUCTIONAL SUPPLIES-GES	0.00	2,040.62	8,324.48	0.00	-8,324.48	0.00
141	E	71100	429	000	00009	INSTRUCTIONAL SUPPLIES-JES	0.00	1,194.46	11,266.23	0.00	-11,266.23	0.00
141	E	71100	429	000	00010	INSTRUCTIONAL SUPPLIES-JMS	0.00	295.09	6,632.53	0.00	-6,632.53	0.00
141	E	71100	429	000	00011	INSTRUCTIONAL SUPPLIES-LES	0.00	2,510.58	6,878.12	0.00	-6,878.12	0.00
141	E	71100	429	000	00012	INSTRUCTIONAL SUPPLIES-SCES	0.00	375.97	2,314.06	0.00	-2,314.06	0.00
141	E	71100	429	000	00013	INSTRUCTIONAL SUPPLIES-SSES	0.00	538.72	8,014.62	0.00	-8,014.62	0.00
141	E	71100	429	000	00014	INSTRUCTIONAL SUPPLIES-WVES	0.00	401.83	7,849.74	0.00	-7,849.74	0.00
141	E	71100	429	000	00015	INSTRUCTIONAL SUPPLIES-DBHS	0.00	5,606.73	15,850.15	0.00	-15,850.15	0.00
141	E	71100	429	000	00016	INSTRUCTIONAL SUPPLIES-DCHS	0.00	1,536.87	19,424.81	0.00	-19,424.81	0.00
141	E	71100	429	000	00025	INSTRUCTIONAL SUPPLIES-RVES	0.00	326.21	14,130.60	0.00	-14,130.60	0.00

Account Level						2021-22	January 2021-22	2021-22	Encumbered	Unexpended	2021-22
Fnd T Acct	Obj Prj Loc	Prg	Description	Budget	Monthly Activity	FYTD Activity	Amount	Balance - YTD Act	FYTD %		
71100	REGULAR INSTRUCTION										
141 E 71100 449 000 00000 000	TEXTBOOKS	130,000.00	0.00	116,209.96	0.00	13,790.04	89.39				
141 E 71100 499 000 00000 000	OTHER SUPPLIES AND MATERIALS	476,832.00	26,794.99	379,935.89	0.00	96,896.11	79.68				
141 E 71100 499 000 00000 100	OTHER SUPPLIES-CIVICS GRANT	24,000.00	0.00	0.00	0.00	24,000.00	0.00				
141 E 71100 499 000 00000 200	GRANT FUNDS	0.00	0.00	0.00	0.00	0.00	0.00				
141 E 71100 499 000 00000 802	INSTR. SCIENCE CLASS SUPPLIES	0.00	600.16	18,417.22	0.00	-18,417.22	0.00				
141 E 71100 499 000 00002 000	OTHER SUPPLIES & MAT.-ASBURY	0.00	0.00	0.00	0.00	0.00	0.00				
141 E 71100 499 000 00003 000	OTHER SUPPLIES & MAT.-MIDWAY	0.00	0.00	0.00	0.00	0.00	0.00				
141 E 71100 499 000 00004 000	OTHER SUPPLIES & MAT.-BCES	0.00	0.00	2,573.00	0.00	-2,573.00	0.00				
141 E 71100 499 000 00005 000	OTHER SUPPLIES & MAT.-BCMS	0.00	0.00	0.00	0.00	0.00	0.00				
141 E 71100 499 000 00006 000	OTHER SUPPLIES & MAT.-GVES	0.00	0.00	1,976.00	0.00	-1,976.00	0.00				
141 E 71100 499 000 00007 000	OTHER SUPPLIES & MAT.-FBES	0.00	0.00	1,182.86	0.00	-1,182.86	0.00				
141 E 71100 499 000 00008 000	OTHER SUPPLIES & MAT.-GES	0.00	549.45	2,159.45	0.00	-2,159.45	0.00				
141 E 71100 499 000 00009 000	OTHER SUPPLIES & MAT.-JES	0.00	0.00	1,431.00	0.00	-1,431.00	0.00				
141 E 71100 499 000 00010 000	OTHER SUPPLIES & MAT.-JMS	0.00	0.00	1,238.00	0.00	-1,238.00	0.00				
141 E 71100 499 000 00011 000	OTHER SUPPLIES & MAT.-LES	0.00	0.00	1,285.00	0.00	-1,285.00	0.00				
141 E 71100 499 000 00012 000	OTHER SUPPLIES & MAT.-SCES	0.00	0.00	645.00	0.00	-645.00	0.00				
141 E 71100 499 000 00013 000	OTHER SUPPLIES & MAT.-SSES	0.00	0.00	1,038.00	0.00	-1,038.00	0.00				
141 E 71100 499 000 00014 000	OTHER SUPPLIES & MAT.-WVES	0.00	0.00	1,546.00	0.00	-1,546.00	0.00				
141 E 71100 499 000 00015 000	OTHER SUPPLIES & MAT.-DBHS	0.00	952.00	14,485.67	0.00	-14,485.67	0.00				
141 E 71100 499 000 00016 000	OTHER SUPPLIES & MAT.-DCHS	0.00	0.00	11,272.65	0.00	-11,272.65	0.00				
141 E 71100 499 000 00025 000	OTHER SUPPLIES & MAT.-RVES	0.00	45,861.82	48,796.16	0.00	-48,796.16	0.00				
141 E 71100 599 000 00000 000	OTHER CHARGES	0.00	0.00	0.00	0.00	0.00	0.00				
141 E 71100 --- --- --- ---		41,276,340.00	3,426,469.52	17,171,180.09	0.00	24,105,159.91	41.60				
=====											
71200	SPECIAL EDUCATION PROGRAM										
141 E 71200 116 000 00000 000	SP.ED. TEACHERS	2,752,907.00	231,398.48	1,105,134.54	0.00	1,647,772.46	40.14				
141 E 71200 117 000 00000 000	CAREER LADDER PROGRAM	12,000.00	0.00	1,500.00	0.00	10,500.00	12.50				
141 E 71200 128 000 00000 000	HOMEBOUND TEACHERS	20,400.00	1,300.00	5,875.00	0.00	14,525.00	28.80				
141 E 71200 163 000 00000 000	EDUCATIONAL ASSISTANTS	361,934.00	20,860.20	142,477.02	0.00	219,456.98	39.37				
141 E 71200 171 000 00000 000	SPEECH PATHOLOGIST	211,203.00	17,583.27	87,916.35	0.00	123,286.65	41.63				
141 E 71200 189 000 00000 000	OTHER SALARIES	175,617.00	7,307.94	60,319.23	0.00	115,297.77	34.35				
141 E 71200 195 000 00000 000	CERTIFIED SUBSTITUTE TEACHERS	20,000.00	0.00	6,685.00	0.00	13,315.00	33.43				
141 E 71200 198 000 00000 000	NON-CERTIFIED SUBSTITUTE TEACH	65,000.00	0.00	6,615.00	0.00	58,385.00	10.18				
141 E 71200 201 000 00000 000	SOCIAL SECURITY	224,382.00	15,777.49	81,184.32	0.00	143,197.68	36.18				

Account Level						2021-22	January 2021-22	2021-22	Encumbered	Unexpended	2021-22		
Fnd	T	Acct	Obj	Prj	Loc	Prg	Description	Budget	Monthly Activity	FYTD Activity	Amount	Balance - YTD Act	FYTD %
71200						SPECIAL EDUCATION PROGRAM							
141	E	71200	204	000	00000	000	STATE RETIREMENT	360,299.00	25,417.94	131,040.60	0.00	229,258.40	36.37
141	E	71200	206	000	00000	000	LIFE INSURANCE	2,810.00	17.57	2,722.14	0.00	87.86	96.87
141	E	71200	207	000	00000	000	MEDICAL INSURANCE	555,667.00	60,140.80	288,338.48	0.00	267,328.52	51.89
141	E	71200	212	000	00000	000	EMPLOYER MEDICARE	52,476.00	3,757.43	19,054.09	0.00	33,421.91	36.31
141	E	71200	299	000	00000	000	OTHER FRINGE BENEFITS	0.00	0.00	0.00	0.00	0.00	0.00
141	E	71200	399	000	00000	000	OTHER CONTRACTED SERVICES	6,000.00	0.00	0.00	0.00	6,000.00	0.00
141	E	71200	429	000	00000	000	INSTRUCTIONAL SUPPLIES & MATER	22,400.00	155.08	947.14	0.00	21,452.86	4.23
141	E	71200	429	000	00002	000	INSTRUCTIONAL SUP. & MAT.-ASBU	0.00	0.00	0.00	0.00	0.00	0.00
141	E	71200	429	000	00003	000	INSTRUCTIONAL SUP. & MAT.-MIDW	0.00	0.00	0.00	0.00	0.00	0.00
141	E	71200	429	000	00004	000	INSTRUCTIONAL SUP. & MAT.-BCES	0.00	787.73	2,202.59	0.00	-2,202.59	0.00
141	E	71200	429	000	00005	000	INSTRUCTIONAL SUP. & MAT.-BCMS	0.00	0.00	0.00	0.00	0.00	0.00
141	E	71200	429	000	00006	000	INSTRUCTIONAL SUP. & MAT.-GVES	0.00	198.17	3,887.75	0.00	-3,887.75	0.00
141	E	71200	429	000	00007	000	INSTRUCTIONAL SUP. & MAT.-FBES	0.00	0.00	198.83	0.00	-198.83	0.00
141	E	71200	429	000	00008	000	INSTRUCTIONAL SUP. & MAT.-GES	0.00	0.00	244.29	0.00	-244.29	0.00
141	E	71200	429	000	00009	000	INSTRUCTIONAL SUP. & MAT.-JES	0.00	336.04	1,332.01	0.00	-1,332.01	0.00
141	E	71200	429	000	00010	000	INSTRUCTIONAL SUP. & MAT.-JMS	0.00	198.37	595.39	0.00	-595.39	0.00
141	E	71200	429	000	00011	000	INSTRUCTIONAL SUP. & MAT.-LES	0.00	99.25	966.69	0.00	-966.69	0.00
141	E	71200	429	000	00012	000	INSTRUCTIONAL SUP. & MAT.-SCES	0.00	0.00	114.34	0.00	-114.34	0.00
141	E	71200	429	000	00013	000	INSTRUCTIONAL SUP. & MAT.-SSES	0.00	106.85	405.56	0.00	-405.56	0.00
141	E	71200	429	000	00014	000	INSTRUCTIONAL SUP. & MAT.-WVES	0.00	0.00	595.96	0.00	-595.96	0.00
141	E	71200	429	000	00015	000	INSTRUCTIONAL SUP. & MAT.-DBHS	0.00	0.00	988.83	0.00	-988.83	0.00
141	E	71200	429	000	00016	000	INSTRUCTIONAL SUP. & MAT.-DCHS	0.00	0.00	806.82	0.00	-806.82	0.00
141	E	71200	429	000	00025	000	INSTRUCTIONAL SUP. & MAT.-RVES	0.00	198.08	1,012.92	0.00	-1,012.92	0.00
141	E	71200	599	000	00000	000	OTHER CHARGES	6,140.00	60.62	521.05	0.00	5,618.95	8.49
								<u>4,849,235.00</u>	<u>385,701.31</u>	<u>1,953,681.94</u>	<u>0.00</u>	<u>2,895,553.06</u>	<u>40.29</u>
								=====	=====	=====	=====	=====	=====
71300						VOCATIONAL EDUCATION PROGRAM							
141	E	71300	116	000	00000	000	VOCATIONAL TEACHERS	1,784,604.00	146,789.16	777,955.55	0.00	1,006,648.45	43.59
141	E	71300	117	000	00000	000	CAREER LADDER PROGRAM	2,000.00	0.00	0.00	0.00	2,000.00	0.00
141	E	71300	163	000	00000	000	EDUCATIONAL ASSISTANTS	28,060.00	0.00	0.00	0.00	28,060.00	0.00
141	E	71300	195	000	00000	000	CERTIFIED SUBSTITUTE TEACHERS	20,000.00	0.00	7,945.00	0.00	12,055.00	39.73
141	E	71300	198	000	00000	000	NON-CERTIFIED SUBSTITUTE TEACH	25,000.00	0.00	10,290.00	0.00	14,710.00	41.16
141	E	71300	201	000	00000	000	SOCIAL SECURITY	115,299.00	8,604.88	46,119.71	0.00	69,179.29	40.00
141	E	71300	204	000	00000	000	STATE RETIREMENT	186,717.00	14,448.75	76,213.22	0.00	110,503.78	40.82

Fnd T	Acct	Obj	Prj	Loc	Prg	Account Level Description	2021-22 Budget	January 2021-22 Monthly Activity	2021-22 FYTD Activity	Encumbered Amount	Unexpended Balance - YTD Act	2021-22 FYTD %
71300						VOCATIONAL EDUCATION PROGRAM						
141 E	71300	206	000	00000	000	LIFE INSURANCE	1,305.00	81.50	897.50	0.00	407.50	68.77
141 E	71300	207	000	00000	000	MEDICAL INSURANCE	247,502.00	26,419.40	119,868.60	0.00	127,633.40	48.43
141 E	71300	212	000	00000	000	EMPLOYER MEDICARE	26,965.00	2,012.43	10,785.96	0.00	16,179.04	40.00
141 E	71300	299	000	00000	000	OTHER FRINGE BENEFITS	503.00	0.00	0.00	0.00	503.00	0.00
141 E	71300	429	000	00000	000	INSTRUCTIONAL SUPPLIES & MATER	105,533.00	23,330.31	36,262.76	0.00	69,270.24	34.36
141 E	71300	429	000	00002	000	INSTRUCTIONAL SUP. & MAT-ASB	0.00	0.00	0.00	0.00	0.00	0.00
141 E	71300	429	000	00003	000	INSTRUCTIONAL SUP. & MAT-MIDWA	0.00	0.00	0.00	0.00	0.00	0.00
141 E	71300	429	000	00004	000	INSTRUCTIONAL SUP. & MAT-BCES	0.00	0.00	0.00	0.00	0.00	0.00
141 E	71300	429	000	00005	000	INSTRUCTIONAL SUP. & MAT-BCMS	0.00	0.00	0.00	0.00	0.00	0.00
141 E	71300	429	000	00006	000	INSTRUCTIONAL SUP. & MAT-GVES	0.00	0.00	0.00	0.00	0.00	0.00
141 E	71300	429	000	00007	000	INSTRUCTIONAL SUP. & MAT-FBES	0.00	0.00	0.00	0.00	0.00	0.00
141 E	71300	429	000	00008	000	INSTRUCTIONAL SUP. & MAT-GES	0.00	0.00	0.00	0.00	0.00	0.00
141 E	71300	429	000	00009	000	INSTRUCTIONAL SUP. & MAT-JES	0.00	0.00	0.00	0.00	0.00	0.00
141 E	71300	429	000	00010	000	INSTRUCTIONAL SUP. & MAT-JMS	0.00	0.00	0.00	0.00	0.00	0.00
141 E	71300	429	000	00011	000	INSTRUCTIONAL SUP. & MAT-LES	0.00	0.00	0.00	0.00	0.00	0.00
141 E	71300	429	000	00012	000	INSTRUCTIONAL SUP. & MAT-SCES	0.00	0.00	0.00	0.00	0.00	0.00
141 E	71300	429	000	00013	000	INSTRUCTIONAL SUP. & MAT-SSES	0.00	0.00	0.00	0.00	0.00	0.00
141 E	71300	429	000	00014	000	INSTRUCTIONAL SUP. & MAT-WVES	0.00	0.00	0.00	0.00	0.00	0.00
141 E	71300	429	000	00015	000	INSTRUCTIONAL SUP. & MAT-DBHS	0.00	0.00	8,994.67	0.00	-8,994.67	0.00
141 E	71300	429	000	00016	000	INSTRUCTIONAL SUP. & MAT-DCHS	0.00	2,517.00	18,232.05	0.00	-18,232.05	0.00
141 E	71300	429	000	00025	000	INSTRUCTIONAL SUP. & MAT-RVES	0.00	0.00	0.00	0.00	0.00	0.00
141 E	71300	429	001	00000	000	SUPPLIES & MATERIALS_CTE GRANT	0.00	1,066.23	1,066.23	0.00	-1,066.23	0.00
141 E	71300	718	000	00000	000	MOTOR VEHICLE	0.00	0.00	0.00	0.00	0.00	0.00
141 E	71300	730	000	00000	000	VOCATIONAL INSTRUCTION EQUIPME	271,000.00	479.99	19,580.48	0.00	251,419.52	7.23
141 E	71300	730	000	00002	000	VOCATIONAL INSTR EQUIP-ASB	0.00	0.00	0.00	0.00	0.00	0.00
141 E	71300	730	000	00003	000	VOCATIONAL INSTR EQUIP-MIDWAY	0.00	0.00	0.00	0.00	0.00	0.00
141 E	71300	730	000	00004	000	VOCATIONAL INSTR EQUIP-BCES	0.00	0.00	0.00	0.00	0.00	0.00
141 E	71300	730	000	00005	000	VOCATIONAL INSTR EQUIP-BCMS	0.00	0.00	0.00	0.00	0.00	0.00
141 E	71300	730	000	00006	000	VOCATIONAL INSTR EQUIP-GVES	0.00	0.00	0.00	0.00	0.00	0.00
141 E	71300	730	000	00007	000	VOCATIONAL INSTR EQUIP-FBES	0.00	0.00	0.00	0.00	0.00	0.00
141 E	71300	730	000	00008	000	VOCATIONAL INSTR EQUIP-GES	0.00	0.00	0.00	0.00	0.00	0.00
141 E	71300	730	000	00009	000	VOCATIONAL INSTR EQUIP-JES	0.00	0.00	0.00	0.00	0.00	0.00
141 E	71300	730	000	00010	000	VOCATIONAL INSTR EQUIP-JMS	0.00	0.00	0.00	0.00	0.00	0.00
141 E	71300	730	000	00011	000	VOCATIONAL INSTR EQUIP-LES	0.00	0.00	0.00	0.00	0.00	0.00
141 E	71300	730	000	00012	000	VOCATIONAL INSTR EQUIP-SCES	0.00	0.00	0.00	0.00	0.00	0.00
141 E	71300	730	000	00013	000	VOCATIONAL INSTR EQUIP-SSES	0.00	0.00	0.00	0.00	0.00	0.00
141 E	71300	730	000	00014	000	VOCATIONAL INSTR EQUIP-WVES	0.00	0.00	0.00	0.00	0.00	0.00
141 E	71300	730	000	00015	000	VOCATIONAL INSTR EQUIP-DBHS	0.00	20,780.00	20,780.00	0.00	-20,780.00	0.00

Fnd T Acct	Obj Prj Loc	Prg	Account Level Description	2021-22 Budget	January 2021-22 Monthly Activity	2021-22 FYTD Activity	Encumbered Amount	Unexpended Balance - YTD Act	2021-22 FYTD %
72110			ATTENDANCE PROGRAM						
141 E 72110	355 000	00000 000	TRAVEL	6,000.00	-239.70	1,143.04	0.00	4,856.96	19.05
141 E 72110	499 000	00000 000	OTHER SUPPLIES AND MATERIALS	1,500.00	-74.95	1,137.57	0.00	362.43	75.84
141 E 72110	499 000	00000 100	OTHER SUPPLIES & MATERIALS_D	0.00	0.00	0.00	0.00	0.00	0.00
				<hr/>	<hr/>	<hr/>	<hr/>	<hr/>	<hr/>
141 E 72110	---	---	-----	147,562.00	27,491.71	69,512.89	0.00	78,049.11	47.11
				=====	=====	=====	=====	=====	=====
72120			HEALTH SERVICES						
141 E 72120	131 000	00000 000	MEDICAL PERSONNEL	261,218.00	20,671.95	130,543.85	0.00	130,674.15	49.98
141 E 72120	189 000	00000 000	OTHER SALARIES & WAGES	442,953.00	33,972.43	174,149.62	0.00	268,803.38	39.32
141 E 72120	201 000	00000 000	SOCIAL SECURITY	43,659.00	3,136.24	17,788.81	0.00	25,870.19	40.74
141 E 72120	204 000	00000 000	STATE RETIREMENT	25,103.00	4,510.56	23,751.73	0.00	1,351.27	94.62
141 E 72120	206 000	00000 000	LIFE INSURANCE	443.00	41.93	233.36	0.00	209.64	52.68
141 E 72120	207 000	00000 000	MEDICAL INSURANCE	143,701.00	13,314.40	60,512.40	0.00	83,188.60	42.11
141 E 72120	212 000	00000 000	EMPLOYER MEDICARE	10,210.00	733.47	4,160.28	0.00	6,049.72	40.75
141 E 72120	299 000	00000 000	OTHER FRINGE BENEFITS	0.00	0.00	0.00	0.00	0.00	0.00
141 E 72120	355 000	00000 000	TRAVEL	10,000.00	-92.12	1,831.12	0.00	8,168.88	18.31
141 E 72120	399 000	00000 000	OTHER CONTRACTED SERVICES	5,000.00	-260.00	2,543.00	0.00	2,457.00	50.86
141 E 72120	399 000	00000 100	OTHER C & S - DONATION	4,000.00	0.00	0.00	0.00	4,000.00	0.00
141 E 72120	413 000	00000 000	DRUGS AND MEDICAL SUPPLIES	0.00	0.00	0.00	0.00	0.00	0.00
141 E 72120	499 000	00000 000	OTHER SUPPLIES AND MATERIALS	29,000.00	-455.21	18,490.70	0.00	10,509.30	63.76
141 E 72120	499 999	00000 000	OTHER SUPPLIES-DONATIONS	0.00	0.00	0.00	0.00	0.00	0.00
141 E 72120	599 000	00000 000	OTHER CHARGES	5,000.00	-3,501.16	-3,010.48	0.00	8,010.48	-60.21
				<hr/>	<hr/>	<hr/>	<hr/>	<hr/>	<hr/>
141 E 72120	---	---	-----	980,287.00	72,072.49	430,994.39	0.00	549,292.61	43.97
				=====	=====	=====	=====	=====	=====
72130			OTHER STUDENT SUPPORT						
141 E 72130	117 000	00000 000	CAREER LADDER PROGRAM	2,000.00	0.00	1,000.00	0.00	1,000.00	50.00
141 E 72130	123 000	00000 000	GUIDANCE PERSONNEL	1,010,754.00	88,867.69	423,345.36	0.00	587,408.64	41.88
141 E 72130	201 000	00000 000	SOCIAL SECURITY	62,791.00	5,196.54	24,800.05	0.00	37,990.95	39.50
141 E 72130	204 000	00000 000	STATE RETIREMENT	97,326.00	8,835.83	42,514.49	0.00	54,811.51	43.68
141 E 72130	206 000	00000 000	LIFE INSURANCE	778.00	63.75	459.00	0.00	319.00	59.00
141 E 72130	207 000	00000 000	MEDICAL INSURANCE	169,463.00	14,141.40	72,431.80	0.00	97,031.20	42.74

Account Level						2021-22	January 2021-22	2021-22	Encumbered	Unexpended	2021-22
Fnd T Acct	Obj Prj Loc	Prg	Description	Budget	Monthly Activity	FYTD Activity	Amount	Balance - YTD Act	FYTD %		
72130	OTHER STUDENT SUPPORT										
141 E 72130 212 000 00000 000	EMPLOYER MEDICARE	14,685.00	1,215.33	5,800.01	0.00	8,884.99	39.50				
141 E 72130 299 000 00000 000	OTHER FRINGE BENEFITS	0.00	0.00	0.00	0.00	0.00	0.00				
141 E 72130 309 000 00000 000	CONTRACTS WITH GOVERNMENT AGEN	90,000.00	0.00	0.00	0.00	90,000.00	0.00				
141 E 72130 310 000 00000 000	CONTRACTS W OTHER GOV. AGEN.	0.00	0.00	0.00	0.00	0.00	0.00				
141 E 72130 322 000 00000 000	EVALUATION AND TESTING	70,000.00	8,235.00	49,010.15	0.00	20,989.85	70.01				
141 E 72130 499 000 00000 000	OTHER SUPPLIES AND MATERIALS	7,200.00	0.00	0.00	0.00	7,200.00	0.00				
141 E 72130 499 000 00002 000	OTHER SUPPLIES AND MAT.-ASB	0.00	0.00	0.00	0.00	0.00	0.00				
141 E 72130 499 000 00003 000	OTHER SUPPLIES AND MAT.-MIDWAY	0.00	0.00	0.00	0.00	0.00	0.00				
141 E 72130 499 000 00004 000	OTHER SUPPLIES AND MAT.-BCES	0.00	0.00	399.07	0.00	-399.07	0.00				
141 E 72130 499 000 00005 000	OTHER SUPPLIES AND MAT.-BCMS	0.00	0.00	0.00	0.00	0.00	0.00				
141 E 72130 499 000 00006 000	OTHER SUPPLIES AND MAT.-GVES	0.00	28.82	263.16	0.00	-263.16	0.00				
141 E 72130 499 000 00007 000	OTHER SUPPLIES AND MAT.-FBES	0.00	0.00	146.76	0.00	-146.76	0.00				
141 E 72130 499 000 00008 000	OTHER SUPPLIES AND MAT.-GES	0.00	0.00	377.62	0.00	-377.62	0.00				
141 E 72130 499 000 00009 000	OTHER SUPPLIES AND MAT.-JES	0.00	217.70	217.70	0.00	-217.70	0.00				
141 E 72130 499 000 00010 000	OTHER SUPPLIES AND MAT.-JMS	0.00	0.00	300.33	0.00	-300.33	0.00				
141 E 72130 499 000 00011 000	OTHER SUPPLIES AND MAT.-LES	0.00	0.00	339.95	0.00	-339.95	0.00				
141 E 72130 499 000 00012 000	OTHER SUPPLIES AND MAT.-SCES	0.00	0.00	0.00	0.00	0.00	0.00				
141 E 72130 499 000 00013 000	OTHER SUPPLIES AND MAT.-SSES	0.00	0.00	130.50	0.00	-130.50	0.00				
141 E 72130 499 000 00014 000	OTHER SUPPLIES AND MAT.-WVES	0.00	0.00	0.00	0.00	0.00	0.00				
141 E 72130 499 000 00015 000	OTHER SUPPLIES AND MAT.-DBHS	0.00	1,198.46	1,198.46	0.00	-1,198.46	0.00				
141 E 72130 499 000 00016 000	OTHER SUPPLIES AND MAT.-DCHS	0.00	81.29	1,205.29	0.00	-1,205.29	0.00				
141 E 72130 499 000 00025 000	OTHER SUPPLIES AND MAT.-RVES	0.00	0.00	386.95	0.00	-386.95	0.00				
141 E 72130 790 000 00000 000	OTHER EQUIPMENT	127,517.00	0.00	0.00	0.00	127,517.00	0.00				
141 E 72130 --- --- ----- ---		1,652,514.00	128,081.81	624,326.65	0.00	1,028,187.35	37.78				
=====											
72210	SUPPORT REGULAR INSTRUCTION										
141 E 72210 105 000 00000 000	SUPERVISOR/DIRECTOR	387,550.00	29,450.36	209,324.52	0.00	178,225.48	54.01				
141 E 72210 117 000 00000 000	CAREER LADDER PROGRAM	12,000.00	0.00	1,500.00	0.00	10,500.00	12.50				
141 E 72210 127 000 00000 000	CAREER LADDER EXTENDED CONTRAC	0.00	0.00	0.00	0.00	0.00	0.00				
141 E 72210 129 000 00000 000	LIBRARIANS	836,781.00	60,301.06	301,435.30	0.00	535,345.70	36.02				
141 E 72210 138 000 00000 000	TECHNOLOGY PERSONNEL	0.00	0.00	0.00	0.00	0.00	0.00				
141 E 72210 162 000 00000 000	CLERICAL PERSONNEL	168,529.00	11,239.31	73,039.45	0.00	95,489.55	43.34				
141 E 72210 189 000 00000 000	OTHER SALARIES & WAGES	0.00	0.00	0.00	0.00	0.00	0.00				
141 E 72210 201 000 00000 000	SOCIAL SECURITY	87,101.00	5,834.73	34,373.16	0.00	52,727.84	39.46				

Fnd T	Acct	Obj	Prj	Loc	Prg	Account Level Description	2021-22 Budget	January 2021-22 Monthly Activity	2021-22 FYTD Activity	Encumbered Amount	Unexpended Balance - YTD Act	2021-22 FYTD %
72210						SUPPORT REGULAR INSTRUCTION						
141 E	72210	204	000	00000	000	STATE RETIREMENT	143,538.00	10,062.02	58,408.79	0.00	85,129.21	40.69
141 E	72210	206	000	00000	000	LIFE INSURANCE	921.00	70.71	567.42	0.00	353.58	61.61
141 E	72210	207	000	00000	000	MEDICAL INSURANCE	181,712.00	17,368.80	82,275.60	0.00	99,436.40	45.28
141 E	72210	212	000	00000	000	EMPLOYER MEDICARE	20,371.00	1,364.59	8,038.88	0.00	12,332.12	39.46
141 E	72210	299	000	00000	000	OTHER FRINGE BENEFITS	0.00	0.00	0.00	0.00	0.00	0.00
141 E	72210	336	000	00000	000	MAINTENANCE AND REPAIR SERVICE	25,000.00	2,282.50	11,422.05	0.00	13,577.95	45.69
141 E	72210	355	000	00000	000	TRAVEL	43,000.00	-1,592.67	8,653.34	0.00	34,346.66	20.12
141 E	72210	432	000	00000	000	LIBRARY BOOKS	100,000.00	0.00	0.00	0.00	100,000.00	0.00
141 E	72210	432	000	00002	000	LIBRARY BOOKS-ASBURY	0.00	0.00	0.00	0.00	0.00	0.00
141 E	72210	432	000	00003	000	LIBRARY BOOKS-MIDWAY	0.00	0.00	0.00	0.00	0.00	0.00
141 E	72210	432	000	00004	000	LIBRARY BOOKS-BCES	0.00	0.00	7,102.25	0.00	-7,102.25	0.00
141 E	72210	432	000	00005	000	LIBRARY BOOKS-BCMS	0.00	0.00	0.00	0.00	0.00	0.00
141 E	72210	432	000	00006	000	LIBRARY BOOKS-GVES	0.00	0.00	7,917.83	0.00	-7,917.83	0.00
141 E	72210	432	000	00007	000	LIBRARY BOOKS-FBES	0.00	2,763.85	2,763.85	0.00	-2,763.85	0.00
141 E	72210	432	000	00008	000	LIBRARY BOOKS-GES	0.00	287.49	6,721.57	0.00	-6,721.57	0.00
141 E	72210	432	000	00009	000	LIBRARY BOOKS-JES	0.00	1,159.99	5,508.24	0.00	-5,508.24	0.00
141 E	72210	432	000	00010	000	LIBRARY BOOKS-JMS	0.00	0.00	6,780.39	0.00	-6,780.39	0.00
141 E	72210	432	000	00011	000	LIBRARY BOOKS-LES	0.00	2,152.80	2,152.80	0.00	-2,152.80	0.00
141 E	72210	432	000	00012	000	LIBRARY BOOKS-SCES	0.00	0.00	0.00	0.00	0.00	0.00
141 E	72210	432	000	00013	000	LIBRARY BOOKS-SSES	0.00	0.00	3,502.86	0.00	-3,502.86	0.00
141 E	72210	432	000	00014	000	LIBRARY BOOKS-WVES	0.00	0.00	0.00	0.00	0.00	0.00
141 E	72210	432	000	00015	000	LIBRARY BOOKS-DBHS	0.00	0.00	7,471.82	0.00	-7,471.82	0.00
141 E	72210	432	000	00016	000	LIBRARY BOOKS-DCHS	0.00	168.20	4,799.07	0.00	-4,799.07	0.00
141 E	72210	432	000	00025	000	LIBRARY BOOKS-RVES	0.00	4,256.20	9,573.58	0.00	-9,573.58	0.00
141 E	72210	499	000	00000	000	OTHER SUPPLIES AND MATERIALS	10,000.00	-32.26	124.18	0.00	9,875.82	1.24
141 E	72210	524	000	00000	000	IN SERVICE / STAFF DEVELOPMENT	190,000.00	-181.39	31,093.00	0.00	158,907.00	16.36
141 E	72210	---	---	-----	---		2,206,503.00	146,956.29	884,549.95	0.00	1,321,953.05	40.09
72220						SUPPORT SPECIAL EDUCATION -						
141 E	72220	105	000	00000	000	SUPERVISOR/DIRECTOR	161,137.00	13,398.93	93,792.51	0.00	67,344.49	58.21
141 E	72220	117	000	00000	000	CAREER LADDER PROGRAM	4,000.00	0.00	0.00	0.00	4,000.00	0.00
141 E	72220	124	000	00000	000	PSYCHOLOGICAL PERSONNEL	57,113.00	4,759.42	23,797.10	0.00	33,315.90	41.67
141 E	72220	127	000	00000	000	CAREER LADDER EXTENDED CONTRAC	0.00	0.00	0.00	0.00	0.00	0.00
141 E	72220	135	000	00000	000	ASSESSMENT PERSONNEL	167,518.00	13,959.93	69,799.65	0.00	97,718.35	41.67

Fnd T	Acct	Obj	Prj	Loc	Prg	Account Level Description	2021-22 Budget	January 2021-22 Monthly Activity	2021-22 FYTD Activity	Encumbered Amount	Unexpended Balance - YTD Act	2021-22 FYTD %
72250						SUPPORT EDUCATION TECHNOLOGY						
141 E	72250	105	000	00000	000	TECHNOLOGY SUPERVISOR	259,670.00	20,499.35	150,364.25	0.00	109,305.75	57.91
141 E	72250	121	000	00000	000	DATA PROCESSING PERSONNEL	169,626.00	10,713.56	84,066.39	0.00	85,559.61	49.56
141 E	72250	138	000	00000	000	INSTRUCTIONAL COMPUTER PERSONN	54,932.00	4,577.67	22,888.35	0.00	32,043.65	41.67
141 E	72250	189	000	00000	000	OTHER SALARIES & WAGES	316,282.00	23,768.00	168,436.72	0.00	147,845.28	53.26
141 E	72250	201	000	00000	000	SOCIAL SECURITY	49,632.00	3,464.68	24,917.62	0.00	24,714.38	50.20
141 E	72250	204	000	00000	000	STATE RETIREMENT	76,929.00	5,046.71	37,028.78	0.00	39,900.22	48.13
141 E	72250	206	000	00000	000	LIFE INSURANCE	479.00	44.43	256.86	0.00	222.14	53.62
141 E	72250	207	000	00000	000	MEDICAL INSURANCE	104,942.00	11,896.60	60,141.80	0.00	44,800.20	57.31
141 E	72250	212	000	00000	000	EMPLOYER MEDICARE	11,607.00	822.64	5,973.69	0.00	5,633.31	51.47
141 E	72250	299	000	00000	000	OTHER FRINGE BENEFITS	0.00	0.00	0.00	0.00	0.00	0.00
141 E	72250	350	000	00000	000	INTERNET CONNECTIVITY FEE	100,000.00	5,926.00	35,561.61	0.00	64,438.39	35.56
141 E	72250	355	000	00000	000	TRAVEL	7,000.00	45.12	3,077.27	0.00	3,922.73	43.96
141 E	72250	399	000	00000	000	OTHER CONTRACTED SERVICES	490,371.00	874.68	291,876.09	0.00	198,494.91	59.52
141 E	72250	499	000	00000	000	OTHER SUPPLIES & MATERIALS	498,531.00	8,525.63	225,192.08	0.00	273,338.92	45.17
141 E	72250	524	440	00000	000	IN-SERVICE/STAFF DEVELOPMENT	0.00	0.00	0.00	0.00	0.00	0.00
141 E	72250	599	000	00000	000	OTHER CHARGES	0.00	0.00	0.00	0.00	0.00	0.00
141 E	72250	---	---	-----	---		2,140,001.00	96,205.07	1,109,781.51	0.00	1,030,219.49	51.86
							=====	=====	=====	=====	=====	=====
72310						BOARD OF EDUCATION SERVICES						
141 E	72310	191	000	00000	000	BOARD AND COMMITTEE MEMBERS FE	30,000.00	960.00	18,660.00	0.00	11,340.00	62.20
141 E	72310	201	000	00000	000	SOCIAL SECURITY	1,860.00	55.29	890.21	0.00	969.79	47.86
141 E	72310	204	000	00000	000	STATE RETIREMENT	2,883.00	92.28	1,591.45	0.00	1,291.55	55.20
141 E	72310	207	000	00000	000	MEDICAL INSURANCE	54,351.00	0.00	11,707.20	0.00	42,643.80	21.54
141 E	72310	212	000	00000	000	EMPLOYER MEDICARE	435.00	12.95	238.68	0.00	196.32	54.87
141 E	72310	305	000	00000	000	AUDIT SERVICES	60,000.00	0.00	64,820.00	0.00	-4,820.00	108.03
141 E	72310	320	000	00000	000	DUES AND MEMBERSHIPS	33,669.00	572.00	4,143.00	0.00	29,526.00	12.31
141 E	72310	331	000	00000	000	LEGAL SERVICES	54,000.00	4,500.00	31,500.00	0.00	22,500.00	58.33
141 E	72310	355	000	00000	000	TRAVEL	23,000.00	8,333.68	16,485.32	0.00	6,514.68	71.68
141 E	72310	399	000	00000	000	OTHER CONTRACTED SERVICES	4,000.00	0.00	0.00	0.00	4,000.00	0.00
141 E	72310	502	000	00000	000	BUILDING & CONTENTS INSURANCE	130,613.00	0.00	130,613.00	0.00	0.00	100.00
141 E	72310	506	000	00000	000	LIABILITY INSURANCE	46,159.00	0.00	46,159.00	0.00	0.00	100.00
141 E	72310	508	000	00000	000	PREMIUMS ON CORPORATE SURETY B	16,554.00	0.00	0.00	0.00	16,554.00	0.00
141 E	72310	510	000	00000	000	TRUSTEE'S COMMISSION	580,000.00	50,483.97	389,053.66	0.00	190,946.34	67.08
141 E	72310	513	000	00000	000	WORKER'S COMPENSATION INSURANC	295,980.00	0.00	285,662.00	0.00	10,318.00	96.51

Fnd T Acct	Obj Prj Loc	Prg	Account Level Description	2021-22 Budget	January 2021-22 Monthly Activity	2021-22 FYTD Activity	Encumbered Amount	Unexpended Balance - YTD Act	2021-22 FYTD %
72410			OFFICE OF THE PRINCIPAL						
141 E 72410	189 000	00000 000	OTHER SALARIES & WAGES	125,395.00	10,423.18	72,962.26	0.00	52,432.74	58.19
141 E 72410	201 000	00000 000	SOCIAL SECURITY	193,048.00	13,812.09	84,676.36	0.00	108,371.64	43.86
141 E 72410	204 000	00000 000	STATE RETIREMENT	314,455.00	23,849.35	148,679.41	0.00	165,775.59	47.28
141 E 72410	206 000	00000 000	LIFE INSURANCE	1,795.00	79.57	1,397.14	0.00	397.86	77.84
141 E 72410	207 000	00000 000	MEDICAL INSURANCE	487,700.00	46,363.60	243,376.00	0.00	244,324.00	49.90
141 E 72410	212 000	00000 000	EMPLOYER MEDICARE	45,148.00	3,230.24	19,803.23	0.00	25,344.77	43.86
141 E 72410	299 000	00000 000	OTHER FRINGE BENEFITS	0.00	0.00	0.00	0.00	0.00	0.00
141 E 72410	307 000	00000 000	COMMUNICATION	25,000.00	0.00	19,999.97	0.00	5,000.03	80.00
141 E 72410	307 000	00002 000	COMMUNICATION-ASBURY	0.00	0.00	0.00	0.00	0.00	0.00
141 E 72410	307 000	00003 000	COMMUNICATION-MIDWAY	0.00	0.00	0.00	0.00	0.00	0.00
141 E 72410	307 000	00004 000	COMMUNICATION-BCES	0.00	0.00	0.00	0.00	0.00	0.00
141 E 72410	307 000	00005 000	COMMUNICATION-BCMS	0.00	0.00	0.00	0.00	0.00	0.00
141 E 72410	307 000	00006 000	COMMUNICATION-GVES	0.00	0.00	0.00	0.00	0.00	0.00
141 E 72410	307 000	00007 000	COMMUNICATION-FBES	0.00	0.00	0.00	0.00	0.00	0.00
141 E 72410	307 000	00008 000	COMMUNICATION-GES	0.00	0.00	0.00	0.00	0.00	0.00
141 E 72410	307 000	00009 000	COMMUNICATION-JES	0.00	0.00	0.00	0.00	0.00	0.00
141 E 72410	307 000	00010 000	COMMUNICATION-JMS	0.00	0.00	0.00	0.00	0.00	0.00
141 E 72410	307 000	00011 000	COMMUNICATION-LES	0.00	0.00	0.00	0.00	0.00	0.00
141 E 72410	307 000	00012 000	COMMUNICATION-SCES	0.00	0.00	0.00	0.00	0.00	0.00
141 E 72410	307 000	00013 000	COMMUNICATION-SSES	0.00	0.00	0.00	0.00	0.00	0.00
141 E 72410	307 000	00014 000	COMMUNICATION-WVES	0.00	0.00	0.00	0.00	0.00	0.00
141 E 72410	307 000	00015 000	COMMUNICATION-DBHS	0.00	0.00	0.00	0.00	0.00	0.00
141 E 72410	307 000	00016 000	COMMUNICATION-DCHS	0.00	0.00	0.00	0.00	0.00	0.00
141 E 72410	307 000	00025 000	COMMUNICATION-RVES	0.00	0.00	0.00	0.00	0.00	0.00
141 E 72410	355 000	00000 000	TRAVEL	7,000.00	156.98	2,111.71	0.00	4,888.29	30.17
141 E 72410	499 000	00000 000	OTHER SUPPLIES AND MATERIALS	71,274.00	0.00	34,232.64	0.00	37,041.36	48.03
141 E 72410	499 000	00002 000	OTHER SUPP. & MATERIALS-ASBURY	0.00	0.00	0.00	0.00	0.00	0.00
141 E 72410	499 000	00003 000	OTHER SUPP. & MATERIALS-MIDWAY	0.00	0.00	0.00	0.00	0.00	0.00
141 E 72410	499 000	00004 000	OTHER SUPP. & MATERIALS-BCES	0.00	0.00	397.78	0.00	-397.78	0.00
141 E 72410	499 000	00005 000	OTHER SUPP. & MATERIALS-BCMS	0.00	0.00	0.00	0.00	0.00	0.00
141 E 72410	499 000	00006 000	OTHER SUPP. & MATERIALS-GVES	0.00	0.00	165.27	0.00	-165.27	0.00
141 E 72410	499 000	00007 000	OTHER SUPP. & MATERIALS-FBES	0.00	288.09	288.09	0.00	-288.09	0.00
141 E 72410	499 000	00008 000	OTHER SUPP. & MATERIALS-GES	0.00	0.00	186.72	0.00	-186.72	0.00
141 E 72410	499 000	00009 000	OTHER SUPP. & MATERIALS-JES	0.00	0.00	401.73	0.00	-401.73	0.00
141 E 72410	499 000	00010 000	OTHER SUPP. & MATERIALS-JMS	0.00	0.00	397.30	0.00	-397.30	0.00
141 E 72410	499 000	00011 000	OTHER SUPP. & MATERIALS-LES	0.00	0.00	433.28	0.00	-433.28	0.00
141 E 72410	499 000	00012 000	OTHER SUPP. & MATERIALS-SCES	0.00	0.00	395.58	0.00	-395.58	0.00
141 E 72410	499 000	00013 000	OTHER SUPP. & MATERIALS-SSES	0.00	0.00	399.44	0.00	-399.44	0.00

Fnd T Acct		Account Level			2021-22	January 2021-22	2021-22	Encumbered	Unexpended	2021-22
Obj	Prj	Loc	Prg	Description	Budget	Monthly Activity	FYTD Activity	Amount	Balance - YTD Act	FYTD %
72410 OFFICE OF THE PRINCIPAL										
141 E	72410	499 000	00014 000	OTHER SUPP. & MATERIALS-WVES	0.00	0.00	0.00	0.00	0.00	0.00
141 E	72410	499 000	00015 000	OTHER SUPP. & MATERIALS-DBHS	0.00	0.00	399.65	0.00	-399.65	0.00
141 E	72410	499 000	00016 000	OTHER SUPP. & MATERIALS-DCHS	0.00	0.00	400.53	0.00	-400.53	0.00
141 E	72410	499 000	00025 000	OTHER SUPP. & MATERIALS-RVES	0.00	0.00	331.44	0.00	-331.44	0.00
141 E	72410	599 000	00000 000	OTHER CHARGES	65,000.00	7,262.37	21,308.75	0.00	43,691.25	32.78
141 E	72410	599 000	00000 001	OTHER CHARGES-PEPSI SPONSOR	0.00	0.00	0.00	0.00	0.00	0.00
141 E	72410	599 000	00000 002	OTHER CHARGES-PEPSI SCOREBOARD	0.00	0.00	0.00	0.00	0.00	0.00
141 E	72410	599 000	00000 003	OTHER CHARGES-PEPSI SCHOLARSHI	0.00	0.00	0.00	0.00	0.00	0.00
141 E 72410 --- --- ----- ---					4,324,090.00	332,317.30	2,022,905.91	0.00	2,301,184.09	46.78
					=====	=====	=====	=====	=====	=====
72510 FISCAL SERVICES										
141 E	72510	105 000	00000 000	SUPERVISOR/DIRECTOR	146,867.00	11,272.84	84,546.30	0.00	62,320.70	57.57
141 E	72510	162 000	00000 000	ACCOUNTING CLERK	148,692.00	11,430.40	85,728.00	0.00	62,964.00	57.65
141 E	72510	201 000	00000 000	SOCIAL SECURITY	18,325.00	1,291.90	10,025.67	0.00	8,299.33	54.71
141 E	72510	204 000	00000 000	STATE RETIREMENT	28,403.00	2,181.76	16,363.20	0.00	12,039.80	57.61
141 E	72510	206 000	00000 000	LIFE INSURANCE	60.00	6.50	27.50	0.00	32.50	45.83
141 E	72510	207 000	00000 000	MEDICAL INSURANCE	44,364.00	6,515.60	31,896.40	0.00	12,467.60	71.90
141 E	72510	212 000	00000 000	EMPLOYER MEDICARE	4,286.00	302.14	2,344.79	0.00	1,941.21	54.71
141 E	72510	355 000	00000 000	TRAVEL	2,398.00	21.15	247.22	0.00	2,150.78	10.31
141 E	72510	399 000	00000 000	OTHER CONTRACTED SERVICES	671.00	1,366.72	2,631.72	0.00	-1,960.72	392.21
141 E	72510	499 000	00000 000	OTHER SUPPLIES AND MATERIALS	672.00	0.00	1,646.82	0.00	-974.82	245.06
141 E 72510 --- --- ----- ---					394,738.00	34,389.01	235,457.62	0.00	159,280.38	59.65
					=====	=====	=====	=====	=====	=====
72610 OPERATION OF PLANT										
141 E	72610	166 000	00000 000	CUSTODIAL PERSONNEL	733,898.00	52,008.23	395,063.12	0.00	338,834.88	53.83
141 E	72610	189 000	00000 000	OTHER SALARIES & WAGES	131,301.00	16,055.52	117,928.28	0.00	13,372.72	89.82
141 E	72610	201 000	00000 000	SOCIAL SECURITY	53,642.00	3,957.11	30,609.32	0.00	23,032.68	57.06
141 E	72610	204 000	00000 000	STATE RETIREMENT	83,146.00	5,502.15	40,595.50	0.00	42,550.50	48.82
141 E	72610	206 000	00000 000	LIFE INSURANCE	695.00	59.00	400.00	0.00	295.00	57.55
141 E	72610	207 000	00000 000	MEDICAL INSURANCE	236,577.00	15,811.40	80,337.40	0.00	156,239.60	33.96

Fnd T	Acct	Obj	Prj	Loc	Prg	Account Level Description	2021-22 Budget	January 2021-22 Monthly Activity	2021-22 FYTD Activity	Encumbered Amount	Unexpended Balance - YTD Act	2021-22 FYTD %
72610						OPERATION OF PLANT						
141 E	72610	212	000	00000	000	EMPLOYER MEDICARE	12,545.00	925.43	7,158.37	0.00	5,386.63	57.06
141 E	72610	328	000	00000	000	JANITORIAL SERVICES	844,000.00	108.00	108.00	0.00	843,892.00	0.01
141 E	72610	328	000	00002	000	JANITORIAL SERVICES-ASBURY	0.00	0.00	0.00	0.00	0.00	0.00
141 E	72610	328	000	00003	000	JANITORIAL SERVICES-MIDWAY	0.00	0.00	0.00	0.00	0.00	0.00
141 E	72610	328	000	00004	000	JANITORIAL SERVICES-BCES	0.00	5,417.38	38,020.66	0.00	-38,020.66	0.00
141 E	72610	328	000	00005	000	JANITORIAL SERVICES-BCMS	0.00	0.00	0.00	0.00	0.00	0.00
141 E	72610	328	000	00006	000	JANITORIAL SERVICES-GVES	0.00	0.00	35,808.24	0.00	-35,808.24	0.00
141 E	72610	328	000	00007	000	JANITORIAL SERVICES-FBES	0.00	3,482.36	25,528.52	0.00	-25,528.52	0.00
141 E	72610	328	000	00008	000	JANITORIAL SERVICES-GES	0.00	5,968.04	5,968.04	0.00	-5,968.04	0.00
141 E	72610	328	000	00009	000	JANITORIAL SERVICES-JES	0.00	5,440.08	38,080.56	0.00	-38,080.56	0.00
141 E	72610	328	000	00010	000	JANITORIAL SERVICES-JMS	0.00	4,669.00	32,683.00	0.00	-32,683.00	0.00
141 E	72610	328	000	00011	000	JANITORIAL SERVICES-LES	0.00	0.00	0.00	0.00	0.00	0.00
141 E	72610	328	000	00012	000	JANITORIAL SERVICES-SCES	0.00	5,663.47	39,644.29	0.00	-39,644.29	0.00
141 E	72610	328	000	00013	000	JANITORIAL SERVICES-SSES	0.00	4,265.23	30,075.40	0.00	-30,075.40	0.00
141 E	72610	328	000	00014	000	JANITORIAL SERVICES-WVES	0.00	4,216.54	29,760.94	0.00	-29,760.94	0.00
141 E	72610	328	000	00015	000	JANITORIAL SERVICES-DBHS	0.00	12,843.35	89,903.45	0.00	-89,903.45	0.00
141 E	72610	328	000	00016	000	JANITORIAL SERVICES-DCHS	0.00	12,843.35	89,903.45	0.00	-89,903.45	0.00
141 E	72610	328	000	00025	000	JANITORIAL SERVICES-RVES	0.00	5,981.92	42,215.44	0.00	-42,215.44	0.00
141 E	72610	359	000	00000	000	DISPOSAL FEES	124,000.00	7,315.80	53,250.96	0.00	70,749.04	42.94
141 E	72610	359	000	00002	000	DISPOSAL FEES ASBURY	0.00	0.00	661.22	0.00	-661.22	0.00
141 E	72610	359	000	00003	000	DISPOSAL FEES MIDWAY	0.00	0.00	1,116.69	0.00	-1,116.69	0.00
141 E	72610	359	000	00004	000	DISPOSAL FEES BCES	0.00	0.00	0.00	0.00	0.00	0.00
141 E	72610	359	000	00005	000	DISPOSAL FEES OLD BCMS	0.00	0.00	0.00	0.00	0.00	0.00
141 E	72610	359	000	00006	000	DISPOSAL FEES GVES	0.00	276.12	2,657.92	0.00	-2,657.92	0.00
141 E	72610	359	000	00007	000	DISPOSAL FEES FBES	0.00	0.00	0.00	0.00	0.00	0.00
141 E	72610	359	000	00008	000	DISPOSAL FEES GES	0.00	0.00	0.00	0.00	0.00	0.00
141 E	72610	359	000	00009	000	DISPOSAL FEES JES	0.00	620.00	3,570.00	0.00	-3,570.00	0.00
141 E	72610	359	000	00010	000	DISPOSAL FEES JMS	0.00	944.04	6,632.34	0.00	-6,632.34	0.00
141 E	72610	359	000	00011	000	DISPOSAL FEES LES	0.00	0.00	0.00	0.00	0.00	0.00
141 E	72610	359	000	00012	000	DISPOSAL FEES SCES	0.00	0.00	0.00	0.00	0.00	0.00
141 E	72610	359	000	00013	000	DISPOSAL FEES SSES	0.00	0.00	1,245.90	0.00	-1,245.90	0.00
141 E	72610	359	000	00014	000	DISPOSAL FEES WVES	0.00	0.00	0.00	0.00	0.00	0.00
141 E	72610	359	000	00015	000	DISPOSAL FEES DBHS	0.00	1,762.73	9,397.80	0.00	-9,397.80	0.00
141 E	72610	359	000	00016	000	DISPOSAL FEES DCHS	0.00	1,456.01	9,011.16	0.00	-9,011.16	0.00
141 E	72610	359	000	00025	000	DISPOSAL FEES RVES	0.00	0.00	0.00	0.00	0.00	0.00
141 E	72610	399	000	00000	000	OTHER CONTRACTED SERVICES	149,010.00	0.00	9,629.31	0.00	139,380.69	6.46
141 E	72610	399	000	00002	000	OTHER CONTRACTED SERV. ASBURY	0.00	0.00	958.28	0.00	-958.28	0.00
141 E	72610	399	000	00003	000	OTHER CONTRACTED SERV MIDWAY	0.00	50.00	1,680.00	0.00	-1,680.00	0.00

Fnd T Acct	Obj Prj Loc	Prg Description	2021-22 Budget	January 2021-22 Monthly Activity	2021-22 FYTD Activity	Encumbered Amount	Unexpended Balance - YTD Act	2021-22 FYTD %
72610		OPERATION OF PLANT						
141 E 72610 399 000 00004 000		OTHER CONTRACTED SERVICE BCES	0.00	398.00	3,208.00	0.00	-3,208.00	0.00
141 E 72610 399 000 00005 000		OTHER CONTRACTED SERVICE BCM	0.00	0.00	0.00	0.00	0.00	0.00
141 E 72610 399 000 00006 000		OTHER CONTRACTED SERVICE GVES	0.00	173.00	3,032.53	0.00	-3,032.53	0.00
141 E 72610 399 000 00007 000		OTHER CONTRACTED SERVICE FBES	0.00	148.00	1,328.00	0.00	-1,328.00	0.00
141 E 72610 399 000 00008 000		OTHER CONTRACTED SERVICE GES	0.00	117.00	1,677.00	0.00	-1,677.00	0.00
141 E 72610 399 000 00009 000		OTHER CONTRACTED SERVICE JES	0.00	93.00	1,912.00	0.00	-1,912.00	0.00
141 E 72610 399 000 00010 000		OTHER CONTRACTED SERVICE JMS	0.00	2,287.32	5,061.32	0.00	-5,061.32	0.00
141 E 72610 399 000 00011 000		OTHER CONTRACTED SERVICE LES	0.00	140.00	7,952.50	0.00	-7,952.50	0.00
141 E 72610 399 000 00012 000		OTHER CONTRACTED SERVICE SCES	0.00	216.00	3,416.00	0.00	-3,416.00	0.00
141 E 72610 399 000 00013 000		OTHER CONTRACTED SERVICE SSES	0.00	85.00	14,965.00	0.00	-14,965.00	0.00
141 E 72610 399 000 00014 000		OTHER CONTRACTED SERVICE WVES	0.00	63.03	3,341.26	0.00	-3,341.26	0.00
141 E 72610 399 000 00015 000		OTHER CONTRACTED SERVICE DBHS	0.00	133.00	3,785.38	0.00	-3,785.38	0.00
141 E 72610 399 000 00016 000		OTHER CONTRACTED SERVICE DCHS	0.00	1,609.62	11,770.12	0.00	-11,770.12	0.00
141 E 72610 399 000 00025 000		OTHER CONTRACTED SERVICE RVES	0.00	440.00	4,026.50	0.00	-4,026.50	0.00
141 E 72610 410 000 00000 000		CUSTODIAL SUPPLIES	130,000.00	908.00	9,157.81	0.00	120,842.19	7.04
141 E 72610 410 000 00002 000		CUSTODIAL SUPPLIES-ASBURY	0.00	0.00	676.16	0.00	-676.16	0.00
141 E 72610 410 000 00003 000		CUSTODIAL SUPPLIES-MIDWAY	0.00	0.00	229.52	0.00	-229.52	0.00
141 E 72610 410 000 00004 000		CUSTODIAL SUPPLIES-BCES	0.00	838.04	5,901.36	0.00	-5,901.36	0.00
141 E 72610 410 000 00005 000		CUSTODIAL SUPPLIES-BCMS	0.00	0.00	0.00	0.00	0.00	0.00
141 E 72610 410 000 00006 000		CUSTODIAL SUPPLIES-GVES	0.00	423.60	4,042.36	0.00	-4,042.36	0.00
141 E 72610 410 000 00007 000		CUSTODIAL SUPPLIES-FBES	0.00	0.00	1,403.47	0.00	-1,403.47	0.00
141 E 72610 410 000 00008 000		CUSTODIAL SUPPLIES-GES	0.00	1,593.31	6,559.11	0.00	-6,559.11	0.00
141 E 72610 410 000 00009 000		CUSTODIAL SUPPLIES-JES	0.00	564.13	3,439.21	0.00	-3,439.21	0.00
141 E 72610 410 000 00010 000		CUSTODIAL SUPPLIES-JMS	0.00	707.10	2,600.18	0.00	-2,600.18	0.00
141 E 72610 410 000 00011 000		CUSTODIAL SUPPLIES-LES	0.00	1,566.30	6,505.99	0.00	-6,505.99	0.00
141 E 72610 410 000 00012 000		CUSTODIAL SUPPLIES-SCES	0.00	638.71	3,127.26	0.00	-3,127.26	0.00
141 E 72610 410 000 00013 000		CUSTODIAL SUPPLIES-SSES	0.00	755.04	2,512.16	0.00	-2,512.16	0.00
141 E 72610 410 000 00014 000		CUSTODIAL SUPPLIES-WVES	0.00	0.00	2,791.01	0.00	-2,791.01	0.00
141 E 72610 410 000 00015 000		CUSTODIAL SUPPLIES-DBHS	0.00	1,341.67	6,096.70	0.00	-6,096.70	0.00
141 E 72610 410 000 00016 000		CUSTODIAL SUPPLIES-DCHS	0.00	1,264.42	4,772.43	0.00	-4,772.43	0.00
141 E 72610 410 000 00025 000		CUSTODIAL SUPPLIES-RVES	0.00	1,119.50	4,871.67	0.00	-4,871.67	0.00
141 E 72610 415 000 00000 000		ELECTRICITY	2,110,133.00	7,223.89	57,042.12	0.00	2,053,090.88	2.70
141 E 72610 415 000 00002 000		ELECTRICITY-ASBURY	0.00	2,663.83	13,069.82	0.00	-13,069.82	0.00
141 E 72610 415 000 00003 000		ELECTRICITY-MIDWAY	0.00	2,328.26	10,036.01	0.00	-10,036.01	0.00
141 E 72610 415 000 00004 000		ELECTRICITY-BCES	0.00	11,241.35	96,063.96	0.00	-96,063.96	0.00
141 E 72610 415 000 00005 000		ELECTRICITY-BCMS	0.00	0.00	0.00	0.00	0.00	0.00
141 E 72610 415 000 00006 000		ELECTRICITY-GVES	0.00	12,758.02	93,975.13	0.00	-93,975.13	0.00
141 E 72610 415 000 00007 000		ELECTRICITY-FBES	0.00	4,383.78	31,782.86	0.00	-31,782.86	0.00

Fnd T	Acct	Obj	Prj	Loc	Prg	Account Level Description	2021-22 Budget	January 2021-22 Monthly Activity	2021-22 FYTD Activity	Encumbered Amount	Unexpended Balance - YTD Act	2021-22 FYTD %
72610						OPERATION OF PLANT						
141 E	72610	415	000	00008	000	ELECTRICITY-GES	0.00	10,180.68	65,690.52	0.00	-65,690.52	0.00
141 E	72610	415	000	00009	000	ELECTRICITY-JES	0.00	7,579.28	60,848.13	0.00	-60,848.13	0.00
141 E	72610	415	000	00010	000	ELECTRICITY-JMS	0.00	5,392.98	46,360.02	0.00	-46,360.02	0.00
141 E	72610	415	000	00011	000	ELECTRICITY-LES	0.00	9,948.56	80,417.42	0.00	-80,417.42	0.00
141 E	72610	415	000	00012	000	ELECTRICITY-SCES	0.00	6,445.54	44,316.77	0.00	-44,316.77	0.00
141 E	72610	415	000	00013	000	ELECTRICITY-SSES	0.00	8,074.60	52,271.57	0.00	-52,271.57	0.00
141 E	72610	415	000	00014	000	ELECTRICITY-WVES	0.00	9,197.43	52,123.58	0.00	-52,123.58	0.00
141 E	72610	415	000	00015	000	ELECTRICITY-DBHS	0.00	23,022.55	176,395.91	0.00	-176,395.91	0.00
141 E	72610	415	000	00016	000	ELECTRICITY-DCHS	0.00	25,470.44	163,382.42	0.00	-163,382.42	0.00
141 E	72610	415	000	00025	000	ELECTRICITY-RVES	0.00	11,653.93	92,120.50	0.00	-92,120.50	0.00
141 E	72610	434	000	00000	000	NATURAL GAS	141,625.00	6,837.70	40,857.14	0.00	100,767.86	28.85
141 E	72610	434	000	00002	000	NATURAL GAS-ASBURY	0.00	0.00	0.00	0.00	0.00	0.00
141 E	72610	434	000	00003	000	NATURAL GAS-MIDWAY	0.00	0.00	0.00	0.00	0.00	0.00
141 E	72610	434	000	00004	000	NATURAL GAS-BCES	0.00	3,631.56	7,418.28	0.00	-7,418.28	0.00
141 E	72610	434	000	00005	000	NATURAL GAS-BCMS	0.00	0.00	0.00	0.00	0.00	0.00
141 E	72610	434	000	00006	000	NATURAL GAS-GVES	0.00	0.00	0.00	0.00	0.00	0.00
141 E	72610	434	000	00007	000	NATURAL GAS-FBES	0.00	0.00	0.00	0.00	0.00	0.00
141 E	72610	434	000	00008	000	NATURAL GAS-GES	0.00	0.00	0.00	0.00	0.00	0.00
141 E	72610	434	000	00009	000	NATURAL GAS-JES	0.00	389.87	1,392.73	0.00	-1,392.73	0.00
141 E	72610	434	000	00010	000	NATURAL GAS-JMS	0.00	3,875.99	7,869.21	0.00	-7,869.21	0.00
141 E	72610	434	000	00011	000	NATURAL GAS-LES	0.00	3,672.27	7,996.20	0.00	-7,996.20	0.00
141 E	72610	434	000	00012	000	NATURAL GAS-SCES	0.00	0.00	0.00	0.00	0.00	0.00
141 E	72610	434	000	00013	000	NATURAL GAS-SSES	0.00	1,208.66	5,394.43	0.00	-5,394.43	0.00
141 E	72610	434	000	00014	000	NATURAL GAS-WVES	0.00	0.00	0.00	0.00	0.00	0.00
141 E	72610	434	000	00015	000	NATURAL GAS-DBHS	0.00	850.69	3,030.29	0.00	-3,030.29	0.00
141 E	72610	434	000	00016	000	NATURAL GAS-DCHS	0.00	3,274.81	8,831.25	0.00	-8,831.25	0.00
141 E	72610	434	000	00025	000	NATURAL GAS-RVES	0.00	0.00	0.00	0.00	0.00	0.00
141 E	72610	454	000	00000	000	WATER AND SEWER	241,090.00	2,261.87	13,598.09	0.00	227,491.91	5.64
141 E	72610	454	000	00002	000	WATER & SEWER-ASBURY	0.00	444.86	2,571.07	0.00	-2,571.07	0.00
141 E	72610	454	000	00003	000	WATER & SEWER-MIDWAY	0.00	98.88	274.94	0.00	-274.94	0.00
141 E	72610	454	000	00004	000	WATER & SEWER-BCES	0.00	939.16	9,579.85	0.00	-9,579.85	0.00
141 E	72610	454	000	00005	000	WATER & SEWER-BCMS	0.00	0.00	0.00	0.00	0.00	0.00
141 E	72610	454	000	00006	000	WATER & SEWER-GVES	0.00	0.00	12,314.81	0.00	-12,314.81	0.00
141 E	72610	454	000	00007	000	WATER & SEWER-FBES	0.00	0.00	1,352.16	0.00	-1,352.16	0.00
141 E	72610	454	000	00008	000	WATER & SEWER-GES	0.00	5,864.14	14,097.74	0.00	-14,097.74	0.00
141 E	72610	454	000	00009	000	WATER & SEWER-JES	0.00	654.53	6,727.08	0.00	-6,727.08	0.00
141 E	72610	454	000	00010	000	WATER & SEWER-JMS	0.00	59.41	3,535.46	0.00	-3,535.46	0.00
141 E	72610	454	000	00011	000	WATER & SEWER-LES	0.00	440.70	4,879.40	0.00	-4,879.40	0.00

Account Level						2021-22	January 2021-22	2021-22	Encumbered	Unexpended	2021-22
Fnd T Acct	Obj Prj Loc	Prg	Description	Budget	Monthly Activity	FYTD Activity	Amount	Balance - YTD Act	FYTD %		
72610	OPERATION OF PLANT										
141 E 72610 454 000 00012 000	WATER & SEWER-SCES				0.00	345.05	1,948.94	0.00	-1,948.94	0.00	
141 E 72610 454 000 00013 000	WATER & SEWER-SSES				0.00	636.14	2,947.70	0.00	-2,947.70	0.00	
141 E 72610 454 000 00014 000	WATER & SEWER-WVES				0.00	622.31	2,238.42	0.00	-2,238.42	0.00	
141 E 72610 454 000 00015 000	WATER & SEWER-DBHS				0.00	2,209.93	29,460.50	0.00	-29,460.50	0.00	
141 E 72610 454 000 00016 000	WATER & SEWER-DCHS				0.00	4,280.94	22,537.59	0.00	-22,537.59	0.00	
141 E 72610 454 000 00025 000	WATER & SEWER-RVES				0.00	1,087.67	13,093.18	0.00	-13,093.18	0.00	
141 E 72610 499 000 00000 000	OTHER SUPPLIES AND MATERIALS				70,000.00	13,585.13	64,002.68	0.00	5,997.32	91.43	
141 E 72610 501 000 00000 000	BOILER INSURANCE				20,684.00	0.00	20,684.00	0.00	0.00	100.00	
141 E 72610 599 000 00000 000	OTHER CHARGES				38,000.00	2,032.68	9,397.87	0.00	28,602.13	24.73	
141 E 72610 599 000 00002 000	OTHER CHARGES ASBURY				0.00	199.08	1,094.94	0.00	-1,094.94	0.00	
141 E 72610 599 000 00003 000	OTHER CHARGES MIDWAY				0.00	125.00	550.00	0.00	-550.00	0.00	
141 E 72610 599 000 00004 000	OTHER CHARGES BCES				0.00	280.05	1,232.22	0.00	-1,232.22	0.00	
141 E 72610 599 000 00005 000	OTHER CHARGES BCMS				0.00	0.00	0.00	0.00	0.00	0.00	
141 E 72610 599 000 00006 000	OTHER CHARGES GVES				0.00	0.00	0.00	0.00	0.00	0.00	
141 E 72610 599 000 00007 000	OTHER CHARGES FBES				0.00	0.00	0.00	0.00	0.00	0.00	
141 E 72610 599 000 00008 000	OTHER CHARGES GES				0.00	0.00	0.00	0.00	0.00	0.00	
141 E 72610 599 000 00009 000	OTHER CHARGES JES				0.00	0.00	0.00	0.00	0.00	0.00	
141 E 72610 599 000 00010 000	OTHER CHARGES JMS				0.00	0.00	0.00	0.00	0.00	0.00	
141 E 72610 599 000 00011 000	OTHER CHARGES LES				0.00	0.00	0.00	0.00	0.00	0.00	
141 E 72610 599 000 00012 000	OTHER CHARGES SCES				0.00	0.00	0.00	0.00	0.00	0.00	
141 E 72610 599 000 00013 000	OTHER CHARGES SSES				0.00	0.00	0.00	0.00	0.00	0.00	
141 E 72610 599 000 00014 000	OTHER CHARGES WVES				0.00	0.00	0.00	0.00	0.00	0.00	
141 E 72610 599 000 00015 000	OTHER CHARGES DBHS				0.00	0.00	0.00	0.00	0.00	0.00	
141 E 72610 599 000 00016 000	OTHER CHARGES DCHS				0.00	0.00	0.00	0.00	0.00	0.00	
141 E 72610 599 000 00025 000	OTHER CHARGES RVES				0.00	0.00	0.00	0.00	0.00	0.00	
141 E 72610 --- --- ----- ---					5,120,346.00	412,739.25	2,856,570.48	0.00	2,263,775.52	55.79	
=====											
72620	MAINTENANCE OF PLANT										
141 E 72620 105 000 00000 000	SUPERVISOR/DIRECTOR				261,854.00	20,038.01	125,807.66	0.00	136,046.34	48.04	
141 E 72620 167 000 00000 000	MAINTENANCE PERSONNEL				774,287.00	45,440.42	352,741.62	0.00	421,545.38	45.56	
141 E 72620 201 000 00000 000	SOCIAL SECURITY				64,241.00	3,753.17	28,276.38	0.00	35,964.62	44.02	
141 E 72620 204 000 00000 000	STATE RETIREMENT				99,573.00	6,068.38	45,095.01	0.00	54,477.99	45.29	
141 E 72620 206 000 00000 000	LIFE INSURANCE				281.00	28.00	140.00	0.00	141.00	49.82	
141 E 72620 207 000 00000 000	MEDICAL INSURANCE				131,682.00	16,949.80	84,246.40	0.00	47,435.60	63.98	

Fnd T	Acct	Obj	Prj	Loc	Prg	Account Level Description	2021-22 Budget	January 2021-22 Monthly Activity	2021-22 FYTD Activity	Encumbered Amount	Unexpended Balance - YTD Act	2021-22 FYTD %
72620						MAINTENANCE OF PLANT						
141 E	72620	212	000	00000	000	EMPLOYER MEDICARE	15,024.00	877.79	6,613.17	0.00	8,410.83	44.02
141 E	72620	304	000	00000	000	ARCHITECTS	0.00	0.00	0.00	0.00	0.00	0.00
141 E	72620	307	000	00000	000	COMMUNICATION	2,700.00	239.92	1,429.56	0.00	1,270.44	52.95
141 E	72620	335	000	00000	000	MAINTENANCE & REPAIR - BUILDIN	45,000.00	0.00	0.00	0.00	45,000.00	0.00
141 E	72620	335	000	00002	000	MAINT. & REPAIR BUILD. ASBURY	0.00	0.00	3,300.00	0.00	-3,300.00	0.00
141 E	72620	335	000	00003	000	MAINT. & REPAIR BUILD. MIDWAY	0.00	0.00	0.00	0.00	0.00	0.00
141 E	72620	335	000	00004	000	MAINT. & REPAIR BUILD. BCES	0.00	0.00	1,902.62	0.00	-1,902.62	0.00
141 E	72620	335	000	00005	000	MAINT. & REPAIR BUILD. BCMS	0.00	0.00	0.00	0.00	0.00	0.00
141 E	72620	335	000	00006	000	MAINT. & REPAIR BUILD. GVES	0.00	0.00	0.00	0.00	0.00	0.00
141 E	72620	335	000	00007	000	MAINT. & REPAIR BUILD. FBES	0.00	0.00	0.00	0.00	0.00	0.00
141 E	72620	335	000	00008	000	MAINT. & REPAIR BUILD. GES	0.00	0.00	0.00	0.00	0.00	0.00
141 E	72620	335	000	00009	000	MAINT. & REPAIR BUILD. JES	0.00	0.00	0.00	0.00	0.00	0.00
141 E	72620	335	000	00010	000	MAINT. & REPAIR BUILD. JMS	0.00	0.00	0.00	0.00	0.00	0.00
141 E	72620	335	000	00011	000	MAINT. & REPAIR BUILD. LES	0.00	0.00	14,800.00	0.00	-14,800.00	0.00
141 E	72620	335	000	00012	000	MAINT. & REPAIR BUILD. SCES	0.00	42,726.80	42,726.80	0.00	-42,726.80	0.00
141 E	72620	335	000	00013	000	MAINT. & REPAIR BUILD. SSES	0.00	0.00	0.00	0.00	0.00	0.00
141 E	72620	335	000	00014	000	MAINT. & REPAIR BUILD. WVES	0.00	0.00	0.00	0.00	0.00	0.00
141 E	72620	335	000	00015	000	MAINT. & REPAIR BUILD. DBHS	0.00	0.00	0.00	0.00	0.00	0.00
141 E	72620	335	000	00016	000	MAINT. & REPAIR BUILD. DCHS	0.00	0.00	21,083.00	0.00	-21,083.00	0.00
141 E	72620	335	000	00025	000	MAINT. & REPAIR BUILD. RVES	0.00	0.00	0.00	0.00	0.00	0.00
141 E	72620	336	000	00000	000	MAINTENANCE AND REPAIR SERVICE	50,000.00	0.00	8,930.29	0.00	41,069.71	17.86
141 E	72620	336	000	00002	000	MAINT & REPAIR EQUIP ASBURY	0.00	0.00	0.00	0.00	0.00	0.00
141 E	72620	336	000	00003	000	MAINT & REPAIR EQUIP MIDWAY	0.00	0.00	9,940.00	0.00	-9,940.00	0.00
141 E	72620	336	000	00004	000	MAINT & REPAIR EQUIP BCES	0.00	0.00	0.00	0.00	0.00	0.00
141 E	72620	336	000	00005	000	MAINT & REPAIR EQUIP BCMS	0.00	0.00	0.00	0.00	0.00	0.00
141 E	72620	336	000	00006	000	MAINT & REPAIR EQUIP GVES	0.00	0.00	2,133.65	0.00	-2,133.65	0.00
141 E	72620	336	000	00007	000	MAINT & REPAIR EQUIP FBES	0.00	0.00	0.00	0.00	0.00	0.00
141 E	72620	336	000	00008	000	MAINT & REPAIR EQUIP GES	0.00	0.00	8,857.00	0.00	-8,857.00	0.00
141 E	72620	336	000	00009	000	MAINT & REPAIR EQUIP JES	0.00	0.00	0.00	0.00	0.00	0.00
141 E	72620	336	000	00010	000	MAINT & REPAIR EQUIP JMS	0.00	0.00	0.00	0.00	0.00	0.00
141 E	72620	336	000	00011	000	MAINT & REPAIR EQUIP LES	0.00	0.00	0.00	0.00	0.00	0.00
141 E	72620	336	000	00012	000	MAINT & REPAIR EQUIP SCES	0.00	0.00	0.00	0.00	0.00	0.00
141 E	72620	336	000	00013	000	MAINT & REPAIR EQUIP SSES	0.00	0.00	0.00	0.00	0.00	0.00
141 E	72620	336	000	00014	000	MAINT & REPAIR EQUIP WVES	0.00	0.00	1,221.71	0.00	-1,221.71	0.00
141 E	72620	336	000	00015	000	MAINT & REPAIR EQUIP DBHS	0.00	3,490.00	3,490.00	0.00	-3,490.00	0.00
141 E	72620	336	000	00016	000	MAINT & REPAIR EQUIP DCHS	0.00	0.00	92,618.76	0.00	-92,618.76	0.00
141 E	72620	336	000	00025	000	MAINT & REPAIR EQUIP RVES	0.00	1,647.50	8,433.30	0.00	-8,433.30	0.00
141 E	72620	399	000	00000	000	OTHER CONTRACTED SERVICES	500.00	0.00	0.00	0.00	500.00	0.00

Account Level		2021-22	January 2021-22	2021-22	Encumbered	Unexpended	2021-22
Fnd T Acct	Obj Prj Loc Prg Description	Budget	Monthly Activity	FYTD Activity	Amount	Balance - YTD Act	FYTD %
72620	MAINTENANCE OF PLANT						
141 E 72620 499 000 00000 000	OTHER SUPPLIES AND MATERIALS	450,000.00	34,103.16	183,345.09	0.00	266,654.91	40.74
141 E 72620 499 000 00002 000	OTHER SUPPLIES & MAT. ASBURY	0.00	0.00	866.70	0.00	-866.70	0.00
141 E 72620 499 000 00003 000	OTHER SUPPLIES & MAT. MIDWAY	0.00	0.00	2,028.27	0.00	-2,028.27	0.00
141 E 72620 499 000 00004 000	OTHER SUPPLIES & MAT. BCES	0.00	0.00	0.00	0.00	0.00	0.00
141 E 72620 499 000 00005 000	OTHER SUPPLIES & MAT. BCMS	0.00	0.00	0.00	0.00	0.00	0.00
141 E 72620 499 000 00006 000	OTHER SUPPLIES & MAT. GVES	0.00	0.00	0.00	0.00	0.00	0.00
141 E 72620 499 000 00007 000	OTHER SUPPLIES & MAT. FBES	0.00	0.00	1,243.00	0.00	-1,243.00	0.00
141 E 72620 499 000 00008 000	OTHER SUPPLIES & MAT. GES	0.00	0.00	3,176.00	0.00	-3,176.00	0.00
141 E 72620 499 000 00009 000	OTHER SUPPLIES & MAT. JES	0.00	0.00	0.00	0.00	0.00	0.00
141 E 72620 499 000 00010 000	OTHER SUPPLIES & MAT. JMS	0.00	0.00	0.00	0.00	0.00	0.00
141 E 72620 499 000 00011 000	OTHER SUPPLIES & MAT. LES	0.00	0.00	415.00	0.00	-415.00	0.00
141 E 72620 499 000 00012 000	OTHER SUPPLIES & MAT. SCES	0.00	0.00	349.28	0.00	-349.28	0.00
141 E 72620 499 000 00013 000	OTHER SUPPLIES & MAT. SSES	0.00	0.00	0.00	0.00	0.00	0.00
141 E 72620 499 000 00014 000	OTHER SUPPLIES & MAT. WVES	0.00	0.00	0.00	0.00	0.00	0.00
141 E 72620 499 000 00015 000	OTHER SUPPLIES & MAT. DBHS	0.00	0.00	0.00	0.00	0.00	0.00
141 E 72620 499 000 00016 000	OTHER SUPPLIES & MAT. DCHS	0.00	0.00	0.00	0.00	0.00	0.00
141 E 72620 499 000 00025 000	OTHER SUPPLIES & MAT. RVES	0.00	0.00	0.00	0.00	0.00	0.00
141 E 72620 599 000 00000 000	OTHER CHARGES	26,000.00	3,151.40	13,978.67	0.00	12,021.33	53.76
141 E 72620 701 000 00000 000	ADMINISTRATION EQUIPMENT	202,851.00	15,160.00	40,881.49	0.00	161,969.51	20.15
141 E 72620 --- --- ----- ---		2,123,993.00	193,674.35	1,110,070.43	0.00	1,013,922.57	52.26
		=====	=====	=====	=====	=====	=====
72710	STUDENT TRANSPORTATION						
141 E 72710 105 000 00000 000	SUPERVISOR/DIRECTOR	120,448.00	9,265.56	69,491.70	0.00	50,956.30	57.69
141 E 72710 142 000 00000 000	MECHANIC(S)	241,410.00	11,764.86	88,587.20	0.00	152,822.80	36.70
141 E 72710 146 000 00000 000	BUS DRIVERS	1,237,267.00	93,958.96	503,372.14	0.00	733,894.86	40.68
141 E 72710 189 000 00000 000	OTHER PERSONEL	0.00	0.00	0.00	0.00	0.00	0.00
141 E 72710 201 000 00000 000	SOCIAL SECURITY	99,146.00	6,434.22	37,423.80	0.00	61,722.20	37.75
141 E 72710 204 000 00000 000	STATE RETIREMENT	153,676.00	10,136.34	55,817.50	0.00	97,858.50	36.32
141 E 72710 206 000 00000 000	LIFE INSURANCE	1,517.00	82.50	1,104.00	0.00	413.00	72.78
141 E 72710 207 000 00000 000	MEDICAL INSURANCE	446,624.00	44,712.00	209,788.32	0.00	236,835.68	46.97
141 E 72710 212 000 00000 000	EMPLOYER MEDICARE	23,187.00	1,515.10	8,920.45	0.00	14,266.55	38.47
141 E 72710 307 000 00000 000	COMMUNICATION	750.00	54.94	327.33	0.00	422.67	43.64
141 E 72710 330 000 00000 000	OPERATING LEASE PAYMENTS	8,400.00	682.13	4,774.91	0.00	3,625.09	56.84
141 E 72710 399 000 00000 000	OTHER CONTRACTED SERVICES	5,000.00	0.00	2,180.00	0.00	2,820.00	43.60

Fnd T Acct	Obj Prj Loc	Prg Description	2021-22 Budget	January 2021-22 Monthly Activity	2021-22 FYTD Activity	Encumbered Amount	Unexpended Balance - YTD Act	2021-22 FYTD %
99100		TRANSFERS						
141 E 99100	316 000 000000	000 CONTRIBUTIONS TO DS	0.00	0.00	0.00	0.00	0.00	0.00
141 E 99100	590 000 000000	000 TRANSFERS TO OTHER FUNDS	260,000.00	260,000.00	260,000.00	0.00	0.00	100.00
141 E 99100	--- --- ---	---	260,000.00	260,000.00	260,000.00	0.00	0.00	100.00
141 -	-----	-----	76,553,360.00	6,290,796.33	33,839,173.57	0.00	42,714,186.43	44.20

Number of Accounts: 671

***** End of report *****

Acct	Account Level Description	Amount
A	Asset	
11140	CASH WITH TRUSTEE D.	0.00
11140	CASH WITH TRUSTEE	23,617,821.52
11140		0.00
11140		1,066.23CR
11140		0.00
11300	INVESTMENTS	0.00
11410	ACCOUNTS RECEIVABLE	118,646.91
11420	Allowance for Doubtful Accts.	0.00
11430	DUE FROM OTHER GOVERNMENTS	3,335,829.15
11430	DUE FROM OTHER GOVERNMENTS	0.00
11440	DUE FROM OTHER FUNDS	56,447.86
11500	PROPERTY TAX RECEIVABLE	13,792,204.00
11510	ALLOWANCE FOR UNCOLL. PROPERTY	169,962.00CR
11600	PRE-PAID ITEMS	0.00
11820	CASH SHORTAGE	0.00
11890	OTHER CURRENT ASSETS	0.00
-----		40,749,921.21
		=====

L	Liability	
21100	ACCOUNTS PAYABLE	58,580.98CR
21100		0.00
21100		0.00
21200	ACCRUED PAYROLL	0.00
21300	PAYROLL ADJUSTMENTS	0.00
21310	INCOME TAX WITHHELD AND UNPAID	391.29
21320	SOCIAL SECURITY TAX	681.63
21325	EMPLOYEE MEDICARE DEDUCTION	197.80
21330	RETIREMENT CONTRIBUTIONS	567,796.09CR
21331	HYBRID EMPLOYER CONTRIBUTION	0.00
21339	STATE DENTAL PLAN	0.00
21340	MEDICAL INSURANCE CONTRIBUTION	640,483.91CR
21341	COLONIAL LIFE INS PAYABLE	0.00
21342	HARTFORD ROTH	0.00
21342	SOCIAL SECURITY	0.00
21342	STATE RETIREMENT	0.00
21342	MEDICAL INSURANCE	0.00
21342	MEDICARE	0.00
21343	AMERICAN FAMILY LIFE PAYABLE	585.16CR
21344	HORACE MANN LIFE INS PAYABLE	126.40
21345	CITIZENS SECURITY DENTAL	0.00
21346	WASHINGTON NATIONAL INS CO	0.00
21347	LIBERTY NATIONAL INS PAYABLE	0.00
21348	MEDICAL INSURANCE PAYABLE	664,608.92
21349	UNITED WAY	0.00
21350	NTA LIFE BUSINESS SERVICES	0.00
21351	HORACE MANN ANNUNTY PAYABLE	0.00
21352	TRANSAMERICA	0.00
21353	DAVIS VISION	0.00
21354	ONE AMERICA	4,890.24
21355	EDUCATIONAL PLANNING GROUP	0.00
21356	TRUSTMARK	0.00

Acct	Account Level Description	Amount
L	Liability	
21357	MODERN WOODMEN INS PAYABLE	0.00
21358	HYBRID-TAXED CONTRIBUTION	0.00
21359	HYBRID PRETAXED CONTRIBUTION	256.44CR
21360	GARNISHMENTS AND LEVIES	1,355.81CR
21361	CENTRAL STATES HEALTH & LIFE C	0.00
21362	USABLE LIFE	0.00
21362	SOCIAL SECURITY	0.00
21362	STATE RETIREMENT	0.00
21362	MEDICAL INSURANCE	0.00
21362	MEDICARE	0.00
21363	MISCELLANEOUS DEDUCTIONS	0.00
21364	LEGAL SHIELD	0.00
21365	WAGeworks	0.00
21365	WAGeworks	0.00
21366	VALU TEACHERS	0.00
21367	LIFE INSURANCE OF ALABAMA	0.00
21370	AIG RETIREMENT (VALIC)	0.00
21380	CREDIT UNION DEDUCTIONS	100.00CR
21390	NEA TEA WCEA DUES	0.00
21392	OTHER P/R DED.-MED PUT PLUS	5.70CR
21500	DUE TO OTHER FUNDS	310.97CR
21510	DUE TO PRIMARY GOVERNMENT	0.00
21600	DUE TO GENERAL GOVERNMENT	0.00
21900	DUE TO PTO	0.00
29940	DEFERRED CURRENT PROP. TAXES	13,407,919.00CR
29945	DEF. DELINQUENT PROPERTY TAXES	196,088.00CR
-----		14,202,585.78CR
		=====

Q	Equity	
34110	PURCHASE ORDERS PAYABLE	0.00
34111	RESERVE FOR ENCUMBRANCE	0.00
34120	ENCUMBRANCE PRIOR YEAR	0.00
34240	PRE-PAID ITEMS	0.00
34555	RESTRICTED FOR EDUCATION	0.00
34560	RESTRICTED FOR EDUCATION - CL	0.00
34587	RESTRCT FOR HYBRID RETIR SRT	206,199.00CR
34755	ASSIGNED FOR EDUCATION - NISWO	0.00
34760	ASSIGNED FOR INSTRUCTION - RET	0.00
34765	ASSIGNED FOR SUPPORT SERVICES	4,375,862.00CR
34770	ASSIGNED FOR OPERATION NON-INS	0.00
34775	ASSIGNED FOR CAPITAL OUTLAY	0.00
34780	ASSIGNED FOR EDUCATION - CASH	2,060,000.00CR
39000	REV EXP SUMMARY FLOW THROUGH	19,906,340.66CR
39000		1,066.23
39000		0.00
39999	UNDESIGNATED FUND BALANCE	0.00
-----		26,547,335.43CR
		=====

Acct	Account Level Description	Amount
	Grand Asset Totals	40,749,921.21
	Grand Liability Tota	14,202,585.78CR
	Grand Equity Totals	26,547,335.43CR
	Grand Totals	0.00

Number of Accounts: 91

***** End of report *****

CHECK CHECK							
FND	ACCT	OBJ	PRJ	NUMBER	DATE	VENDOR	AMOUNT
142	72130	524	800	142217509	01/05/2022	BRITTON, LESLIE	205.86
142	71100	429	934	142217510	01/05/2022	ENA SERVICES LLC	16,124.16
142	71100	429	934	142217510	01/05/2022	ENA SERVICES LLC	1,837.68
142	71100	429	934	142217512	01/05/2022	GALLOPADE INTERNATIO	35,227.24
142	71100	429	934	142217512	01/05/2022	GALLOPADE INTERNATIO	35,227.25
142	72120	735	940	142217513	01/05/2022	GOVCONNECTION, INC	7,918.06
142	72610	720	934	142217514	01/05/2022	HOME DEPOT PRO	37,179.00
142	72130	524	800	142217515	01/05/2022	LEWIS, JACOB	205.86
142	72210	355	010	142217516	01/05/2022	MORELOCK, KHRIS	63.45
142	72130	524	800	142217517	01/05/2022	READ HOUSE	748.25
142	72130	524	800	142217518	01/05/2022	THE READ HOUSE	748.25
142	72120	399	934	142217594	01/07/2022	FRONTIER HEALTH	10,000.00
142	72120	399	934	142217594	01/07/2022	FRONTIER HEALTH	10,000.00
142	72210	524	937	142217595	01/07/2022	INST FOR MULTI SENSO	1,275.00
142	72220	499	900	142217596	01/07/2022	PRO-ED	136.40
142	72120	355	940	142217597	01/12/2022	ABBOTT, SHELTON	3.76
142	72220	524	901	142217598	01/12/2022	AMY BUIE LLC	2,600.00
142	72130	524	800	142217599	01/12/2022	BANKCARD CENTER	338.81
142	72130	524	440	142217600	01/12/2022	EMBASSY SUITES CHARL	1,498.24
142	72210	524	950	142217602	01/12/2022	GILDER LEHRMAN INSTI	3,500.00
142	71100	429	100	142217603	01/12/2022	GOVCONNECTION, INC	998.00
142	72130	524	440	142217604	01/12/2022	LEAVING THE VILLAGE	1,500.00
142	71100	499	937	142217607	01/12/2022	STAPLES	2,143.90
142	71200	725	900	142217609	01/12/2022	TENNESSEE OFFICE SUP	480.00
142	72210	355	010	142217610	01/12/2022	WHITAKER, JERRY	6.11
142	72210	524	100	142209517	01/15/2022	ADAMS, RACHEL	-132.00
142	72210	524	200	142199615	01/15/2022	ADAMS, RACHEL	-88.00
142	72220	524	900	142209518	01/15/2022	ALOFT NASHVILLE WEST	-2,349.72
142	72210	524	100	142201373	01/15/2022	BURGNER, JESSICA	-88.00
142	72210	355	010	142212073	01/15/2022	BURLESON, MARTHA	-15.04
142	72210	524	200	142206130	01/15/2022	CAMPBELL, ERIC	-18.00
142	72210	429	932	142213339	01/15/2022	EDUMOTION	-364.52
142	72220	524	900	142203465	01/15/2022	FRONTIER HEALTH	-85.00
142	72210	524	100	142201388	01/15/2022	GRAY, JAMES	-50.00
142	72210	524	100	142201388	01/15/2022	GRAY, JAMES	-94.00
142	72250	524	440	142209856	01/15/2022	GRAY, SHANNON	-126.00
142	72210	524	200	142199608	01/15/2022	HALLIBURTON, KIMBER	-88.00
142	72210	524	200	142199608	01/15/2022	HALLIBURTON, KIMBER	-282.00
142	72130	524	800	142202077	01/15/2022	HAMPTON INN	-271.32
142	72210	524	200	142199609	01/15/2022	HARRELL, KELLEY	-88.00
142	72210	524	200	142201152	01/15/2022	HARRELL, KELLEY	-36.00
142	72210	524	200	142203253	01/15/2022	HARRELL, KELLEY	-36.00
142	72210	524	200	142202078	01/15/2022	HOTEL PRESTON	-255.48
142	72210	524	200	142199610	01/15/2022	HUGHES, JORDAN	-88.00
142	72210	524	200	142199611	01/15/2022	HUMPHRIES, CATHY	-88.00
142	72210	524	100	142201393	01/15/2022	HUMPHRIES, CATHY	-50.00
142	72210	524	100	142201393	01/15/2022	HUMPHRIES, CATHY	-94.00
142	72220	499	900	142206779	01/15/2022	JUST LABCOATS	-84.95
142	72210	524	200	142199612	01/15/2022	KEYS, ASHLEY	-88.00
142	72130	524	800	142200307	01/15/2022	LA QUINTA INN	-103.00
142	72210	524	200	142199613	01/15/2022	MCKEE, BRANDON	-88.00
142	72210	524	200	142199613	01/15/2022	MCKEE, BRANDON	-282.00
142	72210	524	010	142210080	01/15/2022	PARK VISTA HOTEL	-96.00
142	72210	524	200	142199614	01/15/2022	PATTERSON, ERIKA	-88.00
142	72210	524	100	142210082	01/15/2022	PETERS, JENEE	-88.00
142	72220	399	910	142201412	01/15/2022	PHYSICAL THERAPY SER	-1,380.00

CHECK CHECK							
FND	ACCT	OBJ	PRJ	NUMBER	DATE	VENDOR	AMOUNT
142	72220	399	910	142201412	01/15/2022	PHYSICAL THERAPY SER	-1,680.00
142	72210	524	200	142203741	01/15/2022	SANDERS, DAISY	-84.00
142	72210	524	200	142206787	01/15/2022	SANDERS, DAISY	-36.00
142	72210	524	200	142207696	01/15/2022	SANDERS, DAISY	-54.00
142	72210	524	171	142208185	01/15/2022	SHAPIRO, ALLISON	-94.00
142	72210	524	010	142201868	01/15/2022	WHITAKER, JERRY	-119.00
142	72210	524	200	142199616	01/15/2022	WILLIAMS, STEPHAN	-88.00
142	72210	524	200	142199617	01/15/2022	WRIGHT, PEGGY	-88.00
142	72220	524	900	142217695	01/21/2022	HILTON GARDEN INN	2,813.32
142	71200	429	900	142217696	01/21/2022	LITERACY RESOURCES L	264.57
142	71200	429	900	142217697	01/21/2022	MULTI-HEALTH SYSTEMS	193.08
142	72220	499	900	142217698	01/21/2022	PAR INC	147.40
142	71200	429	900	142217699	01/21/2022	US POST OFFICE	58.00
142	72220	499	901	142217791	01/27/2022	ABLENET INC	270.00
142	72130	524	440	142217794	01/27/2022	CHURCHWELL, TARA	94.00
142	72130	524	440	142217794	01/27/2022	CHURCHWELL, TARA	60.00
142	72130	524	440	142217795	01/27/2022	COMBS, MATT	60.00
142	72130	524	440	142217795	01/27/2022	COMBS, MATT	94.00
142	72130	524	440	142217796	01/27/2022	GRAY, JAMES	94.00
142	72130	524	440	142217796	01/27/2022	GRAY, JAMES	60.00
142	71100	471	934	142217797	01/27/2022	IXL LEARNING	20,672.00
142	71100	471	934	142217797	01/27/2022	IXL LEARNING	6,413.00
142	71100	429	100	142217798	01/27/2022	LEARNING A-Z	129.21
142	71100	471	937	142217799	01/27/2022	LEXIA LEARNING	9,900.00
142	72130	524	440	142217800	01/27/2022	MERRIMAN, MARK	60.00
142	72130	524	440	142217800	01/27/2022	MERRIMAN, MARK	94.00
142	72130	499	100	142217802	01/27/2022	SCHOLASTIC READING C	50.00
142	72130	499	100	142217802	01/27/2022	SCHOLASTIC READING C	425.00
142	72220	499	900	142217803	01/27/2022	TENNESSEE OFFICE SUP	495.49
142	72220	499	901	142217804	01/27/2022	TFH (USA) LTD	116.15
Totals for checks							203,200.47

FUND SUMMARY

<u>FUND</u>	<u>DESCRIPTION</u>	<u>BALANCE SHEET</u>	<u>REVENUE</u>	<u>EXPENSE</u>	<u>TOTAL</u>
142	SCHOOL FEDERAL PROJECTS	0.00	0.00	203,200.47	203,200.47
***	Fund Summary Totals ***	0.00	0.00	203,200.47	203,200.47

***** End of report *****

Fnd T	Acct	Obj	Prj	Loc	Prg	Account Level Description	2021-22 Budget	January 2021-22 Monthly Activity	2021-22 FYTD Activity	Encumbered Amount	Unexpended Balance - YTD Act	2021-22 FYTD %
010						CONSOLIDATED ADMINISTRATION						
142	E	72210	105	010	00001	000 SUPERVISOR/DIRECTOR	89,657.00	7,533.43	52,734.01	0.00	36,922.99	58.82
142	E	72210	161	010	00001	000 SECRETARY(S)	0.00	0.00	0.00	0.00	0.00	0.00
142	E	72210	162	010	00001	000 CLERICAL PERSONNEL	43,784.00	3,368.00	25,260.00	0.00	18,524.00	57.69
142	E	72210	189	010	00000	000 OTHER SALARIES & WAGES	60,788.00	0.00	0.00	0.00	60,788.00	0.00
142	E	72210	189	010	00001	000 OTHER SALARIES & WAGES	0.00	5,065.67	35,459.69	0.00	-35,459.69	0.00
142	E	72210	201	010	00000	000	12,088.00	0.00	0.00	0.00	12,088.00	0.00
142	E	72210	201	010	00001	000 SOCIAL SECURITY	0.00	918.40	6,680.37	0.00	-6,680.37	0.00
142	E	72210	204	010	00000	000	19,780.00	0.00	0.00	0.00	19,780.00	0.00
142	E	72210	204	010	00001	000 STATE RETIREMENT	0.00	1,621.36	11,511.35	0.00	-11,511.35	0.00
142	E	72210	207	010	00000	000	32,076.00	0.00	0.00	0.00	32,076.00	0.00
142	E	72210	207	010	00001	000 MEDICAL INSURANCE	0.00	3,207.60	15,591.60	0.00	-15,591.60	0.00
142	E	72210	212	010	00000	000	2,827.00	0.00	0.00	0.00	2,827.00	0.00
142	E	72210	212	010	00001	000 EMPLOYER MEDICARE	0.00	214.78	1,562.28	0.00	-1,562.28	0.00
142	E	72210	336	010	00000	000 MAINTENANCE AND REPAIR SERVICE	0.00	0.00	0.00	0.00	0.00	0.00
142	E	72210	355	010	00000	000 TRAVEL	10,000.00	-58.28	619.41	0.00	9,380.59	6.19
142	E	72210	499	010	00000	000 OTHER SUPPLIES AND MATERIALS	10,000.00	-489.00	1,226.85	0.00	8,773.15	12.27
142	E	72210	524	010	00000	000 IN SERVICE / STAFF DEVELOPMENT	9,000.00	-323.36	814.56	0.00	8,185.44	9.05
142	E	99100	504	010	00008	000 INDIRECT COST	4,000.00	0.00	0.00	0.00	4,000.00	0.00
					010		294,000.00	21,058.60	151,460.12	0.00	142,539.88	51.52

Fnd T Acct	Obj Prj Loc	Prg	Account Level Description	2021-22 Budget	January 2021-22 Monthly Activity	2021-22 FYTD Activity	Encumbered Amount	Unexpended Balance - YTD Act	2021-22 FYTD %
100			TITLE I						
142 E 71100 116 100 00000 000			TEACHERS	827,781.00	67,631.82	341,971.60	0.00	485,809.40	41.31
142 E 71100 163 100 00000 000			EDUCATIONAL ASSISTANTS	261,648.00	13,041.89	67,642.16	0.00	194,005.84	25.85
142 E 71100 189 100 00000 000			OTHER SALARIES & WAGES	58,500.00	495.00	2,376.00	0.00	56,124.00	4.06
142 E 71100 195 100 00000 000			CERTIFIED SUBSTITUTE TEACHERS	0.00	0.00	0.00	0.00	0.00	0.00
142 E 71100 201 100 00000 000			SOCIAL SECURITY	71,172.00	4,541.18	22,908.53	0.00	48,263.47	32.19
142 E 71100 204 100 00000 000			STATE RETIREMENT	116,431.00	7,485.62	39,182.71	0.00	77,248.29	33.65
142 E 71100 207 100 00000 000			MEDICAL INSURANCE	249,492.00	19,158.00	89,056.80	0.00	160,435.20	35.70
142 E 71100 212 100 00000 000			EMPLOYER MEDICARE	16,645.00	1,076.83	5,485.46	0.00	11,159.54	32.96
142 E 71100 311 100 00000 000			CONTRACTS WITH OTHER SCHOOL SY	0.00	0.00	0.00	0.00	0.00	0.00
142 E 71100 336 100 00000 000			MAINTENANCE AND REPAIR SERVICE	0.00	0.00	0.00	0.00	0.00	0.00
142 E 71100 429 100 00000 000			INSTRUCTIONAL SUPPLIES & MATER	34,849.00	1,127.21	5,990.14	0.00	28,858.86	17.19
142 E 71100 499 100 00000 000			OTHER SUPPLIES AND MATERIALS	0.00	0.00	0.00	0.00	0.00	0.00
142 E 71100 722 100 00000 000			REGULAR INSTRUCTION EQUIPMENT	0.00	0.00	0.00	0.00	0.00	0.00
142 E 72130 189 100 00000 000			OTHER SALARIES & WAGES	0.00	0.00	0.00	0.00	0.00	0.00
142 E 72130 201 100 00000 000			SOCIAL SECURITY	0.00	0.00	0.00	0.00	0.00	0.00
142 E 72130 204 100 00000 000			STATE RETIREMENT	0.00	0.00	0.00	0.00	0.00	0.00
142 E 72130 207 100 00000 000			MEDICAL INSURANCE	0.00	0.00	0.00	0.00	0.00	0.00
142 E 72130 212 100 00000 000			EMPLOYER MEDICARE	0.00	0.00	0.00	0.00	0.00	0.00
142 E 72130 499 100 00000 000			OTHER SUPPLIES AND MATERIALS	22,000.00	475.00	3,620.52	0.00	18,379.48	16.46
142 E 72130 599 100 00000 000			OTHER CHARGES	5,000.00	0.00	0.00	0.00	5,000.00	0.00
142 E 72210 189 100 00000 000			OTHER SALARIES & WAGES	13,200.00	0.00	0.00	0.00	13,200.00	0.00
142 E 72210 195 100 00000 000			CERTIFIED SUBSTITUTE TEACHERS	0.00	0.00	0.00	0.00	0.00	0.00
142 E 72210 201 100 00000 000			SOCIAL SECURITY	818.00	0.00	0.00	0.00	818.00	0.00
142 E 72210 204 100 00000 000			STATE RETIREMENT	1,360.00	0.00	0.00	0.00	1,360.00	0.00
142 E 72210 207 100 00000 000			MEDICAL INSURANCE	0.00	0.00	0.00	0.00	0.00	0.00
142 E 72210 212 100 00000 000			EMPLOYER MEDICARE	191.00	0.00	0.00	0.00	191.00	0.00
142 E 72210 355 100 00000 000			TRAVEL	0.00	0.00	0.00	0.00	0.00	0.00
142 E 72210 524 100 00000 000			IN SERVICE / STAFF DEVELOPMENT	17,000.00	-596.00	-221.07	0.00	17,221.07	-1.30
142 E 72210 599 100 00000 000			OTHER CHARGES	0.00	0.00	0.00	0.00	0.00	0.00
142 E 99100 504 100 00008 000			INDIRECT COST	31,225.23	0.00	0.00	0.00	31,225.23	0.00
142 E 99100 590 100 00000 000			TRANSFERS OUT	0.00	0.00	0.00	0.00	0.00	0.00
				<u>1,727,312.23</u>	<u>114,436.55</u>	<u>578,012.85</u>	<u>0.00</u>	<u>1,149,299.38</u>	<u>33.46</u>

Fnd T Acct	Obj Prj Loc	Prg	Account Level Description	2021-22 Budget	January 2021-22 Monthly Activity	2021-22 FYTD Activity	Encumbered Amount	Unexpended Balance - YTD Act	2021-22 FYTD %
160			TITLE I-D						
142 E 71100 429 160 00000 000			INSTRUCTIONAL SUPPLIES & MATER	30,006.97	0.00	0.00	0.00	30,006.97	0.00
142 E 71100 499 160 00000 000			OTHER SUPPLIES AND MATERIALS	16,000.00	0.00	11,249.00	0.00	4,751.00	70.31
142 E 72210 499 160 00000 000			OTHER SUPPLIES AND MATERIALS	0.00	0.00	0.00	0.00	0.00	0.00
142 E 72210 524 160 00000 000			IN-SERVICE / STAFF DEVELOPMENT	5,500.00	0.00	0.00	0.00	5,500.00	0.00
142 E 99100 504 160 00000 000			INDIRECT COST	2,500.00	0.00	0.00	0.00	2,500.00	0.00
	160			54,006.97	0.00	11,249.00	0.00	42,757.97	20.83

Fnd T Acct		Obj	Prj	Loc	Prg	Account Level Description	2021-22 Budget	January 2021-22 Monthly Activity	2021-22 FYTD Activity	Encumbered Amount	Unexpended Balance - YTD Act	2021-22 FYTD %
171 ADD. TARGETED SUPPORT & IMPROV												
142	E	71100	195	171	00000	000 CERTIFIED SUBSTITUTE TEACHERS	0.00	0.00	0.00	0.00	0.00	0.00
142	E	71100	201	171	00000	000 SOCIAL SECURITY	0.00	0.00	0.00	0.00	0.00	0.00
142	E	71100	212	171	00000	000 MEDICARE	0.00	0.00	0.00	0.00	0.00	0.00
142	E	71100	429	171	00000	000 INSTRUCTIONAL SUPPLIES AND MAT	0.00	0.00	0.00	0.00	0.00	0.00
142	E	71100	499	171	00000	000 OTHER SUPPLIES AND MATERIALS	4,277.12	0.00	4,277.12	0.00	0.00	100.00
142	E	72210	196	171	00000	000 IN SERVICE TRAINING	0.00	0.00	0.00	0.00	0.00	0.00
142	E	72210	524	171	00000	000 IN-SERVICE / STAFF DEVELOPMENT	8,308.50	-94.00	8,214.50	0.00	94.00	98.87
142	E	99100	504	171	00000	000 INDIRECT COST	214.04	0.00	214.04	0.00	0.00	100.00
171							12,799.66	-94.00	12,705.66	0.00	94.00	99.27

Fnd T Acct	Obj Prj Loc	Prg	Account Level Description	2021-22 Budget	January 2021-22 Monthly Activity	2021-22 FYTD Activity	Encumbered Amount	Unexpended Balance - YTD Act	2021-22 FYTD %
200			TITLE II - A						
142 E 71100 116 200 00000 000			TEACHERS	41,189.00	3,244.57	16,222.78	0.00	24,966.22	39.39
142 E 71100 195 200 00000 000			CERTIFIED SUBSTITUTE TEACHERS	0.00	0.00	0.00	0.00	0.00	0.00
142 E 71100 201 200 00000 000			SOCIAL SECURITY	2,554.00	201.16	1,005.80	0.00	1,548.20	39.38
142 E 71100 204 200 00000 000			STATE RETIREMENT	4,242.00	292.02	1,460.09	0.00	2,781.91	34.42
142 E 71100 207 200 00000 000			MEDICAL INSURANCE	11,640.00	0.00	0.00	0.00	11,640.00	0.00
142 E 71100 212 200 00000 000			EMPLOYER MEDICARE	597.00	47.05	235.25	0.00	361.75	39.41
142 E 72210 138 200 00010 000			INSTR COMPUTER PERSONNEL	110,470.00	4,619.25	32,269.43	0.00	78,200.57	29.21
142 E 72210 189 200 00000 000			OTHER SALARIES & WAGES	11,880.00	0.00	1,980.00	0.00	9,900.00	16.67
142 E 72210 195 200 00000 000			CERTIFIED SUBSTITUTE TEACHERS	0.00	0.00	0.00	0.00	0.00	0.00
142 E 72210 201 200 00000 000			SOCIAL SECURITY	8,200.00	0.00	122.76	0.00	8,077.24	1.50
142 E 72210 201 200 00010 000				0.00	265.64	1,886.26	0.00	-1,886.26	0.00
142 E 72210 204 200 00000 000			STATE RETIREMENT	13,657.00	0.00	203.94	0.00	13,453.06	1.49
142 E 72210 204 200 00010 000				0.00	475.78	3,323.74	0.00	-3,323.74	0.00
142 E 72210 207 200 00000 000			MEDICAL INSURANCE	17,316.00	0.00	4,496.40	0.00	12,819.60	25.97
142 E 72210 207 200 00010 000				0.00	1,164.00	6,633.60	0.00	-6,633.60	0.00
142 E 72210 212 200 00000 000			EMPLOYER MEDICARE	1,918.00	0.00	28.73	0.00	1,889.27	1.50
142 E 72210 212 200 00010 000				0.00	62.12	441.14	0.00	-441.14	0.00
142 E 72210 355 200 00000 000			TRAVEL	0.00	0.00	0.00	0.00	0.00	0.00
142 E 72210 499 200 00000 000			OTHER SUPPLIES AND MATERIALS	0.00	0.00	0.00	0.00	0.00	0.00
142 E 72210 524 200 00000 000			IN SERVICE / STAFF DEVELOPMENT	166,083.24	-1,963.48	29,606.27	0.00	136,476.97	17.83
142 E 99100 504 200 00008 000			INDIRECT COST	14,000.00	0.00	0.00	0.00	14,000.00	0.00
142 E 99100 590 200 00000 000			TRANSFERS OUT	0.00	0.00	0.00	0.00	0.00	0.00
				<u>403,746.24</u>	<u>8,408.11</u>	<u>99,916.19</u>	<u>0.00</u>	<u>303,830.05</u>	<u>24.75</u>

Fnd T Acct	Obj Prj Loc	Prg	Account Level Description	2021-22 Budget	January 2021-22 Monthly Activity	2021-22 FYTD Activity	Encumbered Amount	Unexpended Balance - YTD Act	2021-22 FYTD %
440			TITLE IV						
142 E 71100 429 440 00000 000			INSTRUCTIONAL SUPPLIES & MAT.	0.00	0.00	0.00	0.00	0.00	0.00
142 E 71150 116 440 00000 000			TEACHERS	27,761.00	0.00	0.00	0.00	27,761.00	0.00
142 E 71150 201 440 00000 000			SOCIAL SECURITY	1,721.00	0.00	0.00	0.00	1,721.00	0.00
142 E 71150 204 440 00000 000			STATE RETIREMENT	2,859.00	0.00	0.00	0.00	2,859.00	0.00
142 E 71150 207 440 00000 000			MEDICAL INSURANCE	0.00	0.00	0.00	0.00	0.00	0.00
142 E 71150 212 440 00000 000			MEDICARE	403.00	0.00	0.00	0.00	403.00	0.00
142 E 71150 429 440 00000 000			INSTRUCTIONAL SUPPLIES AND MAT	2,000.18	0.00	0.00	0.00	2,000.18	0.00
142 E 72130 123 440 00000 000			GUIDANCE PERSONNEL	52,918.00	4,586.25	22,931.25	0.00	29,986.75	43.33
142 E 72130 201 440 00000 000			SOCIAL SECURITY	3,281.00	262.81	1,314.65	0.00	1,966.35	40.07
142 E 72130 204 440 00000 000			STATE RETIREMENT	5,451.00	472.38	2,361.90	0.00	3,089.10	43.33
142 E 72130 207 440 00000 000			MEDICAL INSURANCE	9,360.00	936.00	4,612.80	0.00	4,747.20	49.28
142 E 72130 212 440 00000 000			EMPLOYER MEDICARE	767.00	61.46	307.46	0.00	459.54	40.09
142 E 72130 499 440 00000 000			OTHER SUPPLIES & MATERIALS	0.00	0.00	0.00	0.00	0.00	0.00
142 E 72130 524 440 00000 000			IN SERVICE / STAFF DEVELOPMENT	7,000.00	3,614.24	3,614.24	0.00	3,385.76	51.63
142 E 72130 599 440 00000 000			OTHER CHARGES	0.00	0.00	0.00	0.00	0.00	0.00
142 E 72250 105 440 00000 000			SUPERVISOR / DIRECTOR	0.00	0.00	0.00	0.00	0.00	0.00
142 E 72250 524 440 00000 000			IN-SERVICE / STAFF DEVELOPMENT	3,600.00	-126.00	-126.00	0.00	3,726.00	-3.50
142 E 72250 790 440 00000 000			OTHER EQUIPMENT	0.00	0.00	0.00	0.00	0.00	0.00
142 E 72710 201 440 00000 000				0.00	0.00	0.00	0.00	0.00	0.00
142 E 72710 204 440 00000 000				0.00	0.00	0.00	0.00	0.00	0.00
142 E 72710 212 440 00000 000				0.00	0.00	0.00	0.00	0.00	0.00
142 E 72710 599 440 00000 000			OTHER CHARGES	0.00	0.00	0.00	0.00	0.00	0.00
142 E 99100 504 440 00000 000			INDIRECT COST	6,000.00	0.00	0.00	0.00	6,000.00	0.00
			440	123,121.18	9,807.14	35,016.30	0.00	88,104.88	28.44

Account Level						2021-22	January 2021-22	2021-22	Encumbered	Unexpended	2021-22
Fnd T Acct	Obj	Prj	Loc	Prg	Description	Budget	Monthly Activity	FYTD Activity	Amount	Balance - YTD Act	FYTD %
700					ARP HOMELESS 2.0						
142 E	72130	189	700	00000	000 OTHER SALARIES AND WAGES	5,136.00	0.00	0.00	0.00	5,136.00	0.00
142 E	72130	201	700	00000	000 SOCIAL SECURITY	318.43	0.00	0.00	0.00	318.43	0.00
142 E	72130	204	700	00000	000 STATE RETIREMENT	529.63	0.00	0.00	0.00	529.63	0.00
142 E	72130	212	700	00000	000 MEDICARE	74.47	0.00	0.00	0.00	74.47	0.00
142 E	72130	307	700	00000	000 COMMUNICATION	24,000.00	0.00	0.00	0.00	24,000.00	0.00
142 E	72130	499	700	00000	000 OTHER SUPPLIES AND MATERIALS	54,519.01	0.00	0.00	0.00	54,519.01	0.00
142 E	72710	425	700	00000	000 GASOLINE & LUBRICANTS	24,000.00	0.00	0.00	0.00	24,000.00	0.00
					700	108,577.54	0.00	0.00	0.00	108,577.54	0.00

Fnd T Acct	Obj Prj Loc	Prg	Account Level Description	2021-22 Budget	January 2021-22 Monthly Activity	2021-22 FYTD Activity	Encumbered Amount	Unexpended Balance - YTD Act	2021-22 FYTD %
800			CARL PERKINS						
142 E	71300 116 800	00021 000	TEACHERS	0.00	0.00	0.00	0.00	0.00	0.00
142 E	71300 189 800	00021 000	OTHER SALARIES & WAGES	3,600.26	0.00	0.00	0.00	3,600.26	0.00
142 E	71300 201 800	00021 000	SOCIAL SECURITY	275.40	0.00	0.00	0.00	275.40	0.00
142 E	71300 204 800	00021 000	STATE RETIREMENT	180.00	0.00	0.00	0.00	180.00	0.00
142 E	71300 207 800	00021 000	MEDICAL INSURANCE	164.40	0.00	0.00	0.00	164.40	0.00
142 E	71300 212 800	00021 000	EMPLOYER MEDICARE	51.00	0.00	0.00	0.00	51.00	0.00
142 E	71300 429 800	00000 000	INSTRUCTIONAL SUPPLIES & MATER	36,655.63	0.00	35,885.14	0.00	770.49	97.90
142 E	71300 499 800	00000 000	OTHER SUPPLIES AND MATERIALS	10,000.00	0.00	11,530.00	0.00	-1,530.00	115.30
142 E	71300 599 800	00000 000	OTHER CHARGES	0.00	0.00	0.00	0.00	0.00	0.00
142 E	71300 730 800	00000 000	VOCATIONAL INSTRUCTION EQUIPME	75,000.00	0.00	14,595.07	0.00	60,404.93	19.46
142 E	72130 146 800	00000 000	BUS DRIVERS	0.00	0.00	0.00	0.00	0.00	0.00
142 E	72130 355 800	00000 000	TRAVEL	2,951.00	0.00	387.80	0.00	2,563.20	13.14
142 E	72130 399 800	00000 000	OTHER CONTRACTED SERVICES	0.00	0.00	0.00	0.00	0.00	0.00
142 E	72130 524 800	00000 000	IN SERVICE / STAFF DEVELOPMENT	7,107.00	1,872.71	3,913.98	0.00	3,193.02	55.07
142 E	72230 162 800	00000 000	CLERICAL PERSONNEL	2,400.18	0.00	0.00	0.00	2,400.18	0.00
142 E	72230 201 800	00000 000	SOCIAL SECURITY	183.60	0.00	0.00	0.00	183.60	0.00
142 E	72230 204 800	00000 000	STATE RETIREMENT	120.00	0.00	0.00	0.00	120.00	0.00
142 E	72230 207 800	00000 000	MEDICAL INSURANCE	109.60	0.00	0.00	0.00	109.60	0.00
142 E	72230 212 800	00000 000	MEDICARE	34.00	0.00	0.00	0.00	34.00	0.00
142 E	72230 599 800	00000 000		0.00	0.00	0.00	0.00	0.00	0.00
142 E	99100 504 800	00008 000	INDIRECT COST	3,293.73	0.00	0.00	0.00	3,293.73	0.00
142 E	99100 590 800	00008 000	TRANS. OUT - INDIRECT COST	0.00	0.00	0.00	0.00	0.00	0.00
	800			142,125.80	1,872.71	66,311.99	0.00	75,813.81	46.66

Account Level		2021-22	January 2021-22	2021-22	Encumbered	Unexpended	2021-22
Fnd T Acct	Obj Prj Loc Prg Description	Budget	Monthly Activity	FYTD Activity	Amount	Balance - YTD Act	FYTD %
899	IDEA SUSTAINABILITY GRANT						
142 E 71200 195 899 00000 000	CERTIFIED SUBSTITUTE TEACHERS	0.00	0.00	0.00	0.00	0.00	0.00
142 E 71200 201 899 00000 000	SOCIAL SECURITY	0.00	0.00	0.00	0.00	0.00	0.00
142 E 71200 204 899 00000 000	STATE RETIREMENT	0.00	0.00	0.00	0.00	0.00	0.00
142 E 71200 212 899 00000 000	EMPLOYER MEDICARE	0.00	0.00	0.00	0.00	0.00	0.00
142 E 71200 429 899 00000 000	INSTRUCTIONAL SUPPLIES & MATER	22,405.62	0.00	22,381.00	0.00	24.62	99.89
142 E 71200 725 899 00000 000	SPECIAL EDUCATION EQUIPMENT	0.00	0.00	0.00	0.00	0.00	0.00
142 E 72220 196 899 00000 000	IN SERVICE TRAINING	0.00	0.00	0.00	0.00	0.00	0.00
142 E 72220 196 899 00020 000	IN SERVICE TRAINING	0.00	0.00	0.00	0.00	0.00	0.00
142 E 72220 201 899 00000 000	SOCIAL SECURITY	0.00	0.00	0.00	0.00	0.00	0.00
142 E 72220 204 899 00000 000	STATE RETIREMENT	0.00	0.00	0.00	0.00	0.00	0.00
142 E 72220 212 899 00000 000	EMPLOYER MEDICARE	0.00	0.00	0.00	0.00	0.00	0.00
142 E 72220 524 899 00000 000	IN-SERVICE / STAFF DEVELOPMENT	13,850.00	0.00	10,849.90	0.00	3,000.10	78.34
	899	36,255.62	0.00	33,230.90	0.00	3,024.72	91.66

Fnd T Acct	Obj Prj Loc	Prg	Account Level Description	2021-22 Budget	January 2021-22 Monthly Activity	2021-22 FYTD Activity	Encumbered Amount	Unexpended Balance - YTD Act	2021-22 FYTD %
900			IDEA PART- B						
142 E 71200	116 900	00000 000	TEACHERS	110,192.00	8,420.01	41,786.13	0.00	68,405.87	37.92
142 E 71200	163 900	00000 000	EDUCATIONAL ASSISTANTS	920,351.04	56,421.07	376,622.12	0.00	543,728.92	40.92
142 E 71200	171 900	00000 000	SPEECH PATHOLOGIST	45,630.00	3,801.09	19,005.45	0.00	26,624.55	41.65
142 E 71200	189 900	00000 000	OTHER SALARIES & WAGES	0.00	0.00	0.00	0.00	0.00	0.00
142 E 71200	201 900	00000 000	SOCIAL SECURITY	61,185.00	3,797.50	24,701.39	0.00	36,483.61	40.37
142 E 71200	204 900	00000 000	STATE RETIREMENT	95,916.00	5,152.67	34,337.62	0.00	61,578.38	35.80
142 E 71200	207 900	00000 000	MEDICAL INSURANCE	365,777.00	26,752.80	142,228.00	0.00	223,549.00	38.88
142 E 71200	212 900	00000 000	EMPLOYER MEDICARE	14,466.00	888.16	5,777.04	0.00	8,688.96	39.94
142 E 71200	429 900	00000 000	INSTRUCTIONAL SUPPLIES & MAT.	150,000.00	515.65	11,997.29	0.00	138,002.71	8.00
142 E 71200	725 900	00000 000	SPECIAL EDUCATION EQUIPMENT	10,000.00	480.00	4,106.36	0.00	5,893.64	41.06
142 E 72210	524 900	00000 000	Staff Development	0.00	0.00	0.00	0.00	0.00	0.00
142 E 72220	189 900	00000 000	OTHER SALARIES & WAGES	0.00	0.00	0.00	0.00	0.00	0.00
142 E 72220	201 900	00000 000	SOCIAL SECURITY	0.00	0.00	0.00	0.00	0.00	0.00
142 E 72220	204 900	00000 000	STATE RETIREMENT	0.00	0.00	0.00	0.00	0.00	0.00
142 E 72220	207 900	00000 000	MEDICAL INSURANCE	0.00	0.00	0.00	0.00	0.00	0.00
142 E 72220	212 900	00000 000	EMPLOYER MEDICARE	0.00	0.00	0.00	0.00	0.00	0.00
142 E 72220	312 900	00000 000	CONTRACTS W PRIVATE AGENCIES	41,409.41	0.00	0.00	0.00	41,409.41	0.00
142 E 72220	336 900	00000 000	MAINTENANCE & REPAIR OF EQUIPM	10,000.00	0.00	957.00	0.00	9,043.00	9.57
142 E 72220	355 900	00000 000	TRAVEL	25,000.00	0.00	0.00	0.00	25,000.00	0.00
142 E 72220	399 900	00000 000	OTHER CONTRACTED SERVICES	0.00	0.00	0.00	0.00	0.00	0.00
142 E 72220	429 900	00000 000	Instructional Supplies & Mat.	0.00	0.00	0.00	0.00	0.00	0.00
142 E 72220	499 900	00000 000	OTHER SUPPLIES AND MATERIALS	50,000.00	694.34	9,186.21	0.00	40,813.79	18.37
142 E 72220	524 900	00000 000	IN SERVICE / STAFF DEVELOPMENT	75,000.00	378.60	6,878.60	0.00	68,121.40	9.17
142 E 72710	146 900	00020 000	BUS DRIVERS	251,643.00	21,717.55	107,040.75	0.00	144,602.25	42.54
142 E 72710	201 900	00020 000	SOCIAL SECURITY	15,601.00	1,194.35	5,914.19	0.00	9,686.81	37.91
142 E 72710	204 900	00020 000	STATE RETIREMENT	24,200.79	1,998.33	9,953.91	0.00	14,246.88	41.13
142 E 72710	207 900	00020 000	MEDICAL INSURANCE	250,000.00	11,173.20	56,264.80	0.00	193,735.20	22.51
142 E 72710	212 900	00020 000	EMPLOYER MEDICARE	3,648.81	279.34	1,383.21	0.00	2,265.60	37.91
142 E 99100	504 900	00008 000	INDIRECT COST	20,000.00	0.00	0.00	0.00	20,000.00	0.00
	900			2,540,020.05	143,664.66	858,140.07	0.00	1,681,879.98	33.78

Fnd T Acct	Obj Prj Loc	Prg	Account Level Description	2021-22 Budget	January 2021-22 Monthly Activity	2021-22 FYTD Activity	Encumbered Amount	Unexpended Balance - YTD Act	2021-22 FYTD %
901			ARP IDEA PART B						
142 E	71150 116 901	00000 000	TEACHERS	141,000.00	3,887.00	3,887.00	0.00	137,113.00	2.76
142 E	71150 201 901	00000 000	SOCIAL SECURITY	8,814.00	240.99	240.99	0.00	8,573.01	2.73
142 E	71150 204 901	00000 000	STATE RETIREMENT	14,523.00	349.83	349.83	0.00	14,173.17	2.41
142 E	71150 207 901	00000 000	MEDICAL INSURANCE	30,000.00	0.00	0.00	0.00	30,000.00	0.00
142 E	71150 212 901	00000 000	MEDICARE	2,046.00	56.36	56.36	0.00	1,989.64	2.75
142 E	71200 116 901	00000 000	TEACHERS	35,000.00	0.00	0.00	0.00	35,000.00	0.00
142 E	71200 163 901	00000 000	EDUCATIONAL ASSISTANTS	26,400.00	0.00	0.00	0.00	26,400.00	0.00
142 E	71200 171 901	00000 000	SPEECH PATHOLOGIST	0.00	0.00	0.00	0.00	0.00	0.00
142 E	71200 189 901	00000 000	OTHER SALARIES & WAGES	0.00	0.00	0.00	0.00	0.00	0.00
142 E	71200 201 901	00000 000	SOCIAL SECURITY	3,807.00	0.00	0.00	0.00	3,807.00	0.00
142 E	71200 204 901	00000 000	STATE RETIREMENT	0.00	0.00	0.00	0.00	0.00	0.00
142 E	71200 207 901	00000 000	MEDICAL INSURANCE	0.00	0.00	0.00	0.00	0.00	0.00
142 E	71200 211 901	00000 000	LOCAL RETIREMENT	6,325.00	0.00	0.00	0.00	6,325.00	0.00
142 E	71200 212 901	00000 000	EMPLOYER MEDICARE	860.00	0.00	0.00	0.00	860.00	0.00
142 E	72220 399 901	00000 000	OTHER CONTRACTED SERVICES	0.00	0.00	0.00	0.00	0.00	0.00
142 E	72220 499 901	00000 000	OTHER SUPPLIES AND MATERIALS	95,163.93	386.15	386.15	0.00	94,777.78	0.41
142 E	72220 524 901	00000 000	IN-SERVICE / STAFF DEVELOPMENT	85,000.00	2,600.00	2,600.00	0.00	82,400.00	3.06
142 E	72710 146 901	00000 000	BUS DRIVERS	19,600.00	0.00	0.00	0.00	19,600.00	0.00
142 E	72710 201 901	00000 000	SOCIAL SECURITY	2,432.00	0.00	0.00	0.00	2,432.00	0.00
142 E	72710 204 901	00000 000	STATE RETIREMENT	5,652.00	0.00	0.00	0.00	5,652.00	0.00
142 E	72710 207 901	00000 000	MEDICAL INSURANCE	0.00	0.00	0.00	0.00	0.00	0.00
142 E	72710 212 901	00000 000	EMPLOYER MEDICARE	570.00	0.00	0.00	0.00	570.00	0.00
	901			477,192.93	7,520.33	7,520.33	0.00	469,672.60	1.58

Fnd T Acct	Obj Prj Loc	Prg	Account Level Description	2021-22 Budget	January 2021-22 Monthly Activity	2021-22 FYTD Activity	Encumbered Amount	Unexpended Balance - YTD Act	2021-22 FYTD %
910			IDEA PRESCHOOL						
142 E 71200 163 910 00000 000			EDUCATIONAL ASSISTANTS	36,643.00	1,235.13	8,453.71	0.00	28,189.29	23.07
142 E 71200 201 910 00000 000			SOCIAL SECURITY	1,016.00	67.90	461.88	0.00	554.12	45.46
142 E 71200 204 910 00000 000			STATE RETIREMENT	3,003.00	118.70	782.24	0.00	2,220.76	26.05
142 E 71200 207 910 00000 000			MEDICAL INSURANCE	19,023.00	567.60	4,430.40	0.00	14,592.60	23.29
142 E 71200 212 910 00000 000			EMPLOYER MEDICARE	453.00	15.88	108.02	0.00	344.98	23.85
142 E 71200 429 910 00000 000			INSTRUCTIONAL SUPPLIES & MATER	30,000.00	0.00	620.05	0.00	29,379.95	2.07
142 E 71200 499 910 00000 000			OTHER SUPPLIES AND MATERIALS	0.00	0.00	0.00	0.00	0.00	0.00
142 E 71200 725 910 00000 000			SPECIAL EDUCATION EQUIPMENT	0.00	0.00	0.00	0.00	0.00	0.00
142 E 72220 189 910 00000 000			OTHER SALARIES & WAGES	0.00	0.00	0.00	0.00	0.00	0.00
142 E 72220 201 910 00000 000			SOCIAL SECURITY	0.00	0.00	0.00	0.00	0.00	0.00
142 E 72220 204 910 00000 000			STATE RETIREMENT	0.00	0.00	0.00	0.00	0.00	0.00
142 E 72220 207 910 00000 000			EMPLOYER MEDICARE	0.00	0.00	0.00	0.00	0.00	0.00
142 E 72220 212 910 00000 000			EMPLOYER MEDICARE	0.00	0.00	0.00	0.00	0.00	0.00
142 E 72220 355 910 00000 000			TRAVEL	0.00	0.00	0.00	0.00	0.00	0.00
142 E 72220 399 910 00000 000			OTHER CONTRACTED SERVICES	0.00	-3,060.00	-3,060.00	0.00	3,060.00	0.00
142 E 72220 499 910 00000 000			OTHER SUPPLIES AND MATERIALS	10,000.00	0.00	6,392.16	0.00	3,607.84	63.92
142 E 72220 524 910 00000 000			IN SERVICE / STAFF DEVELOPMENT	8,842.07	0.00	0.00	0.00	8,842.07	0.00
142 E 72220 790 910 00000 000			OTHER EQUIPMENT	20,000.00	0.00	0.00	0.00	20,000.00	0.00
142 E 99100 504 910 00008 000			INDIRECT COST	0.00	0.00	0.00	0.00	0.00	0.00
			910	128,980.07	-1,054.79	18,188.46	0.00	110,791.61	14.10

Account Level						2021-22	January 2021-22	2021-22	Encumbered	Unexpended	2021-22
Fnd T Acct	Obj Prj Loc	Prg	Description	Budget	Monthly Activity	FYTD Activity	Amount	Balance - YTD Act	FYTD %		
911			ARP IDEA PRESCHOOL								
142 E 72220 499 911 00000 000			OTHER SUPPLIES AND MATERIALS	16,814.51	0.00	0.00	0.00	16,814.51	0.00		
142 E 72220 524 911 00000 000			IN-SERVICE / STAFF DEVELOPMENT	15,000.00	0.00	0.00	0.00	15,000.00	0.00		
	911			31,814.51	0.00	0.00	0.00	31,814.51	0.00		

Fnd T Acct		Obj	Prj	Loc	Prg	Account Level Description	2021-22 Budget	January 2021-22 Monthly Activity	2021-22 FYTD Activity	Encumbered Amount	Unexpended Balance - YTD Act	2021-22 FYTD %
930 TN ALL CORPS												
142	E	72210	189	930	00000	000 OTHER SALARIES AND WAGES	109,620.00	0.00	0.00	0.00	109,620.00	0.00
142	E	72210	201	930	00000	000 SOCIAL SECURITY	6,796.44	0.00	0.00	0.00	6,796.44	0.00
142	E	72210	204	930	00000	000 STATE RETIREMENT	6,521.35	0.00	0.00	0.00	6,521.35	0.00
142	E	72210	212	930	00000	000 MEDICARE	1,589.49	0.00	0.00	0.00	1,589.49	0.00
142	E	72210	429	930	00000	000 SUPPLIES & MATERIALS	92,083.08	0.00	0.00	0.00	92,083.08	0.00
142	E	72210	499	930	00000	000 OTHER SUPPLIES AND MATERIALS	77,389.64	0.00	0.00	0.00	77,389.64	0.00
930							294,000.00	0.00	0.00	0.00	294,000.00	0.00

Fnd T Acct	Obj Prj Loc	Prg	Account Level Description	2021-22 Budget	January 2021-22 Monthly Activity	2021-22 FYTD Activity	Encumbered Amount	Unexpended Balance - YTD Act	2021-22 FYTD %
931			ESSER						
142 E 71100 195 931 00000 000			CERTIFIED SUBSTITUTE TEACHERS	360,640.00	0.00	0.00	0.00	360,640.00	0.00
142 E 71100 201 931 00000 000			SOCIAL SECURITY	22,359.68	0.00	0.00	0.00	22,359.68	0.00
142 E 71100 204 931 00000 000			STATE RETIREMENT	0.00	0.00	0.00	0.00	0.00	0.00
142 E 71100 212 931 00000 000			MEDICARE	5,229.28	0.00	0.00	0.00	5,229.28	0.00
142 E 71100 429 931 00000 000			SUPPLIES & MATERIALS	9,999.00	0.00	9,899.00	0.00	100.00	99.00
142 E 71100 471 931 00000 000			SOFTWARE	113,755.95	0.00	113,755.95	0.00	0.00	100.00
142 E 71200 116 931 00000 000			TEACHERS	0.00	0.00	0.00	0.00	0.00	0.00
142 E 71200 189 931 00000 000			OTHER SALARIES AND WAGES	765.00	0.00	765.00	0.00	0.00	100.00
142 E 71200 201 931 00000 000			SOCIAL SECURITY	47.43	0.00	47.43	0.00	0.00	100.00
142 E 71200 204 931 00000 000			STATE RETIREMENT	78.80	0.00	78.80	0.00	0.00	100.00
142 E 71200 212 931 00000 000			MEDICARE	11.09	0.00	11.09	0.00	0.00	100.00
142 E 71200 399 931 00000 000			OTHER CONTRACTED SERVICE	30,000.00	0.00	6,482.00	0.00	23,518.00	21.61
142 E 71200 429 931 00000 000			INSTRUCTIONAL SUPPLIES & MATER	34,967.00	0.00	8,922.30	0.00	26,044.70	25.52
142 E 72120 399 931 00000 000			OTHER CONTRACTED SERVICE	0.00	0.00	0.00	0.00	0.00	0.00
142 E 72210 189 931 00000 000			OTHER SALARIES & WAGES	0.00	0.00	0.00	0.00	0.00	0.00
142 E 72210 201 931 00000 000			SOCIAL SECURITY	0.00	0.00	0.00	0.00	0.00	0.00
142 E 72210 204 931 00000 000			STATE RETIREMENT	0.00	0.00	0.00	0.00	0.00	0.00
142 E 72210 212 931 00000 000			EMPLOYER MEDICARE	0.00	0.00	0.00	0.00	0.00	0.00
142 E 72210 524 931 00000 000			IN-SERVICE / STAFF DEVELOPMENT	0.00	0.00	0.00	0.00	0.00	0.00
142 E 99100 504 931 00000 000			INDIRECT COST	24,329.05	0.00	0.00	0.00	24,329.05	0.00
		931		602,182.28	0.00	139,961.57	0.00	462,220.71	23.24

Account Level		2021-22	January 2021-22	2021-22	Encumbered	Unexpended	2021-22
Fnd T Acct	Obj Prj Loc Prg Description	Budget	Monthly Activity	FYTD Activity	Amount	Balance - YTD Act	FYTD %
932	REOPENING PROGRAMMATIC GRANT						
142 E 71100 429 932 00000 000	INSTRUCTIONAL SUPPLIES & MATER	0.00	0.00	0.00	0.00	0.00	0.00
142 E 72210 429 932 00000 000	INSTRUCTIONAL SUPPLIES & MATER	0.00	-364.52	-364.52	0.00	364.52	0.00
142 E 72250 350 932 00000 000	INTERNET CONNECTIVITY	0.00	0.00	0.00	0.00	0.00	0.00
	932	0.00	-364.52	-364.52	0.00	364.52	0.00

Fnd T Acct	Obj Prj Loc	Prg	Account Level Description	2021-22 Budget	January 2021-22 Monthly Activity	2021-22 FYTD Activity	Encumbered Amount	Unexpended Balance - YTD Act	2021-22 FYTD %
934			ESSER 2.0 REVENUE						
142 E 71100 116 934 00000 000			Teachers	0.00	0.00	0.00	0.00	0.00	0.00
142 E 71100 189 934 00000 000			OTHER SALARIES AND WAGES	0.00	0.00	0.00	0.00	0.00	0.00
142 E 71100 195 934 00000 000			CERTIFIED SUBSTITUTE TEACHERS	154,560.00	0.00	0.00	0.00	154,560.00	0.00
142 E 71100 201 934 00000 000			SOCIAL SECURITY	9,582.72	609.07	0.00	0.00	9,582.72	0.00
142 E 71100 204 934 00000 000			STATE RETIREMENT	0.00	0.00	0.00	0.00	0.00	0.00
142 E 71100 212 934 00000 000			MEDICARE	2,241.12	142.46	0.00	0.00	2,241.12	0.00
142 E 71100 429 934 00000 000			INSTRUCTIONAL SUPPLIES & MATER	372,122.91	88,416.33	89,664.33	0.00	282,458.58	24.10
142 E 71100 449 934 00000 000			TEXTBOOKS	220,000.00	0.00	219,222.20	0.00	777.80	99.65
142 E 71100 471 934 00000 000			SOFTWARE	570,602.50	27,085.00	187,115.25	0.00	383,487.25	32.79
142 E 71100 499 934 00000 000			OTHER CONTRACTED SERVICES	0.00	0.00	-310.97	0.00	310.97	0.00
142 E 71100 599 934 00000 000			OTHER CHARGES	0.00	0.00	0.00	0.00	0.00	0.00
142 E 71200 116 934 00000 000			TEACHERS	0.00	0.00	0.00	0.00	0.00	0.00
142 E 71200 163 934 00000 000			EDUCATIONAL ASSISTANTS	0.00	0.00	0.00	0.00	0.00	0.00
142 E 71200 201 934 00000 000			SOCIAL SECURITY	0.00	1,809.72	0.00	0.00	0.00	0.00
142 E 71200 204 934 00000 000			STATE RETIREMENT	0.00	0.00	0.00	0.00	0.00	0.00
142 E 71200 212 934 00000 000			MEDICARE	0.00	423.24	0.00	0.00	0.00	0.00
142 E 71200 429 934 00000 000			SUPPLIES & MATERIALS	24,595.00	-12,675.08	12,675.08	0.00	11,919.92	51.54
142 E 71200 725 934 00000 000			SPECIAL EDUCATION EQUIPMENT	51,534.40	0.00	51,534.40	0.00	0.00	100.00
142 E 72120 131 934 00000 000			MEDICAL PERSONNEL	46,656.52	0.00	0.00	0.00	46,656.52	0.00
142 E 72120 201 934 00000 000			SOCIAL SECURITY	2,892.69	0.00	0.00	0.00	2,892.69	0.00
142 E 72120 204 934 00000 000			STATE RETIREMENT	3,223.83	0.00	0.00	0.00	3,223.83	0.00
142 E 72120 212 934 00000 000			MEDICARE	676.53	0.00	0.00	0.00	676.53	0.00
142 E 72120 399 934 00000 000			OTHER CONTRACTED SERVICE	240,000.00	20,000.00	40,000.00	0.00	200,000.00	16.67
142 E 72120 471 934 00000 000			SOFTWARE	13,400.00	0.00	11,900.00	0.00	1,500.00	88.81
142 E 72120 499 934 00000 000			OTHER SUPPLIES AND MATERIALS	8,799.00	0.00	8,799.00	0.00	0.00	100.00
142 E 72210 189 934 00000 000			OTHER SALARIES AND WAGES	0.00	0.00	0.00	0.00	0.00	0.00
142 E 72210 201 934 00000 000			SOCIAL SECURITY	0.00	0.00	0.00	0.00	0.00	0.00
142 E 72210 204 934 00000 000			STATE RETIREMENT	0.00	0.00	0.00	0.00	0.00	0.00
142 E 72210 212 934 00000 000			MEDICARE	0.00	0.00	0.00	0.00	0.00	0.00
142 E 72210 524 934 00000 000			IN-SERVICE / STAFF DEVELOPMENT	8,020.00	-8,020.00	8,020.00	0.00	0.00	100.00
142 E 72250 499 934 00000 000			OTHER SUPPLIES AND MATERIALS	350,000.00	0.00	257,672.00	0.00	92,328.00	73.62
142 E 72610 720 934 00000 000			PLANT AND EQUIPMENT	51,475.00	37,179.00	37,179.00	0.00	14,296.00	72.23
142 E 72620 499 934 00000 000			OTHER SUPPLIES AND MATERIALS	0.00	0.00	0.00	0.00	0.00	0.00
142 E 72620 599 934 00000 000			OTHER CHARGES	0.00	0.00	0.00	0.00	0.00	0.00
142 E 72710 146 934 00000 000			BUS DRIVERS	70,000.00	0.00	0.00	0.00	70,000.00	0.00
142 E 72710 201 934 00000 000			SOCIAL SECURITY	4,340.00	0.00	0.00	0.00	4,340.00	0.00
142 E 72710 204 934 00000 000			STATE RETIREMENT	6,727.00	0.00	0.00	0.00	6,727.00	0.00
142 E 72710 212 934 00000 000			MEDICARE	1,015.00	0.00	0.00	0.00	1,015.00	0.00

Fnd T Acct	Obj Prj Loc	Prg	Account Level Description	2021-22 Budget	January 2021-22 Monthly Activity	2021-22 FYTD Activity	Encumbered Amount	Unexpended Balance - YTD Act	2021-22 FYTD %
934			ESSER 2.0 REVENUE						
142 E 72710 412 934 00000 000			DIESEL FUEL	5,000.00	0.00	0.00	0.00	5,000.00	0.00
142 E 73100 165 934 00008 000			CAFETERIA PERONNEL	0.00	0.00	0.00	0.00	0.00	0.00
142 E 73100 201 934 00008 000			SOCIAL SECURITY	0.00	0.00	0.00	0.00	0.00	0.00
142 E 73100 204 934 00008 000			STATE RETIREMENT	0.00	0.00	0.00	0.00	0.00	0.00
142 E 73100 212 934 00008 000			MEDICARE	0.00	0.00	0.00	0.00	0.00	0.00
142 E 76100 707 934 00008 000			BUILDING IMPROVEMENTS	1,055,233.01	0.00	661,491.00	0.00	393,742.01	62.69
142 E 76100 799 934 00008 000			OTHER CAPITAL OUTLAY	300,000.00	0.00	0.00	0.00	300,000.00	0.00
142 E 99100 504 934 00000 000			INDIRECT COST	607,000.00	0.00	0.00	0.00	607,000.00	0.00
	934			4,179,697.23	154,969.74	1,584,961.29	0.00	2,594,735.94	37.92

Account Level		2021-22	January 2021-22	2021-22	Encumbered	Unexpended	2021-22
Fnd T Acct	Obj Prj Loc Prg Description	Budget	Monthly Activity	FYTD Activity	Amount	Balance - YTD Act	FYTD %
936	ESSE PLANNING GRANT						
142 E 72210 399 936 00000 000	OTHER CONTRACTED SERVICE	175,000.00	0.00	115,000.00	0.00	60,000.00	65.71
	936	175,000.00	0.00	115,000.00	0.00	60,000.00	65.71

Fnd T Acct	Obj Prj Loc	Prg	Account Level Description	2021-22 Budget	January 2021-22 Monthly Activity	2021-22 FYTD Activity	Encumbered Amount	Unexpended Balance - YTD Act	2021-22 FYTD %
937			ESSER 3.0						
142 E 71100	116 937	00000 000	TEACHERS	153,525.00	3,670.25	18,351.25	0.00	135,173.75	11.95
142 E 71100	201 937	00000 000	SOCIAL SECURITY	9,519.00	211.99	1,060.83	0.00	8,458.17	11.14
142 E 71100	204 937	00000 000	STATE RETIREMENT	15,810.00	330.32	1,651.60	0.00	14,158.40	10.45
142 E 71100	207 937	00000 000	MEDICAL INSURANCE	34,920.00	567.60	2,799.60	0.00	32,120.40	8.02
142 E 71100	212 937	00000 000	MEDICARE	2,226.00	49.58	248.10	0.00	1,977.90	11.15
142 E 71100	429 937	00000 000	SUPPLIES & MATERIALS	158,497.58	0.00	123,347.55	0.00	35,150.03	77.82
142 E 71100	471 937	00000 000	SOFTWARE	954,636.42	9,900.00	9,900.00	0.00	944,736.42	1.04
142 E 71100	499 937	00000 000	OTHER SUPPLIES AND MATERIALS	3,375.00	2,143.90	2,143.90	0.00	1,231.10	63.52
142 E 71100	722 937	00000 000	REGULAR INSTRUCTION EQUIPMENT	25,767.20	0.00	0.00	0.00	25,767.20	0.00
142 E 71200	116 937	00000 000	TEACHERS	52,500.00	0.00	0.00	0.00	52,500.00	0.00
142 E 71200	163 937	00000 000	EDUCATIONAL ASSISTANTS	27,720.00	0.00	0.00	0.00	27,720.00	0.00
142 E 71200	201 937	00000 000	SOCIAL SECURITY	14,919.00	0.00	0.00	0.00	14,919.00	0.00
142 E 71200	204 937	00000 000	STATE RETIREMENT	24,789.00	0.00	0.00	0.00	24,789.00	0.00
142 E 71200	212 937	00000 000	MEDICARE	3,492.00	0.00	0.00	0.00	3,492.00	0.00
142 E 72120	189 937	00000 000	OTHER SALARIES AND WAGES	2,640.00	0.00	0.00	0.00	2,640.00	0.00
142 E 72120	201 937	00000 000	SOCIAL SECURITY	164.00	0.00	0.00	0.00	164.00	0.00
142 E 72120	204 937	00000 000	STATE RETIREMENT	255.00	0.00	0.00	0.00	255.00	0.00
142 E 72120	212 937	00000 000	MEDICARE	38.00	0.00	0.00	0.00	38.00	0.00
142 E 72120	399 937	00000 000	OTHER CONTRACTED SERVICE	120,000.00	0.00	0.00	0.00	120,000.00	0.00
142 E 72120	471 937	00000 000	SOFTWARE	90,000.00	0.00	0.00	0.00	90,000.00	0.00
142 E 72120	599 937	00000 000	OTHER CHARGES	51,000.00	0.00	0.00	0.00	51,000.00	0.00
142 E 72130	123 937	00000 000	GUIDANCE PERSONNEL	281,000.00	0.00	0.00	0.00	281,000.00	0.00
142 E 72130	130 937	00000 000	SOCIAL WORKERS	495,000.00	0.00	0.00	0.00	495,000.00	0.00
142 E 72130	201 937	00000 000	SOCIAL SECURITY	48,082.00	0.00	0.00	0.00	48,082.00	0.00
142 E 72130	204 937	00000 000	STATE RETIREMENT	76,464.00	0.00	0.00	0.00	76,464.00	0.00
142 E 72130	207 937	00000 000	MEDICAL INSURANCE	228,240.00	0.00	0.00	0.00	228,240.00	0.00
142 E 72130	212 937	00000 000	MEDICARE	11,214.00	0.00	0.00	0.00	11,214.00	0.00
142 E 72130	399 937	00000 000	OTHER CONTRACTED SERVICE	87,577.04	0.00	0.00	0.00	87,577.04	0.00
142 E 72210	189 937	00000 000	OTHER SALARIES AND WAGES	1,958,457.00	0.00	0.00	0.00	1,958,457.00	0.00
142 E 72210	201 937	00000 000	SOCIAL SECURITY	121,424.00	0.00	0.00	0.00	121,424.00	0.00
142 E 72210	204 937	00000 000	STATE RETIREMENT	201,721.00	0.00	0.00	0.00	201,721.00	0.00
142 E 72210	212 937	00000 000	MEDICARE	28,398.00	0.00	0.00	0.00	28,398.00	0.00
142 E 72210	524 937	00000 000	IN-SERVICE / STAFF DEVELOPMENT	611,648.27	1,275.00	30,435.00	0.00	581,213.27	4.98
142 E 72250	599 937	00000 000	OTHER CHARGES	119,139.00	0.00	0.00	0.00	119,139.00	0.00
142 E 72710	146 937	00000 000	BUS DRIVERS	41,340.00	0.00	0.00	0.00	41,340.00	0.00
142 E 72710	201 937	00000 000	SOCIAL SECURITY	6,209.00	0.00	0.00	0.00	6,209.00	0.00
142 E 72710	204 937	00000 000	STATE RETIREMENT	10,394.00	0.00	0.00	0.00	10,394.00	0.00
142 E 72710	212 937	00000 000	MEDICARE	1,453.00	0.00	0.00	0.00	1,453.00	0.00

Account Level						2021-22	January 2021-22	2021-22	Encumbered	Unexpended	2021-22	
Fnd T Acct	Obj	Prj	Loc	Prg	Description	Budget	Monthly Activity	FYTD Activity	Amount	Balance - YTD Act	FYTD %	
937					ESSE 3.0							
142 E	76100	707	937	00008	000	BUILDING IMPROVEMENTS	5,681,595.24	0.00	0.00	0.00	5,681,595.24	0.00
142 E	99100	504	937	00000	000	INDIRECT COST	208,041.72	0.00	0.00	0.00	208,041.72	0.00
			937				11,963,190.47	18,148.64	189,937.83	0.00	11,773,252.64	1.59

Fnd T Acct	Obj Prj Loc	Prg	Account Level Description	2021-22 Budget	January 2021-22 Monthly Activity	2021-22 FYTD Activity	Encumbered Amount	Unexpended Balance - YTD Act	2021-22 FYTD %
940			EPIDEMIOLOGY & LABORATORY ELC						
142 E 72120 105 940 00000 000			DIRECTOR	15,000.00	0.00	0.00	0.00	15,000.00	0.00
142 E 72120 131 940 00000 000			MEDICAL PERSONNEL	107,500.00	0.00	0.00	0.00	107,500.00	0.00
142 E 72120 201 940 00000 000			SOCIAL SECURITY	17,081.00	0.00	0.00	0.00	17,081.00	0.00
142 E 72120 204 940 00000 000			STATE RETIREMENT	2,642.75	0.00	0.00	0.00	2,642.75	0.00
142 E 72120 206 940 00000 000			LIFE INSURANCE	200.00	0.00	0.00	0.00	200.00	0.00
142 E 72120 207 940 00000 000			MEDICAL INSURANCE	14,760.00	0.00	0.00	0.00	14,760.00	0.00
142 E 72120 212 940 00000 000			MEDICARE	3,994.75	0.00	0.00	0.00	3,994.75	0.00
142 E 72120 355 940 00000 000			TRAVEL	1,000.00	3.76	3.76	0.00	996.24	0.38
142 E 72120 399 940 00000 100			OTHER CONTRACTED SERVICE	245,000.00	0.00	0.00	0.00	245,000.00	0.00
142 E 72120 413 940 00000 000			DRUGS & MEDICAL	1,566.98	0.00	0.00	0.00	1,566.98	0.00
142 E 72120 735 940 00000 000			HEALTH EQUIPMENT	248,000.00	7,918.06	7,918.06	0.00	240,081.94	3.19
142 E 72130 189 940 00000 000			OTHER SALARIES AND WAGES	153,000.00	0.00	0.00	0.00	153,000.00	0.00
142 E 72130 399 940 00000 000			OTHER CONTRACTED SERVICE	280,000.00	0.00	0.00	0.00	280,000.00	0.00
142 E 72130 499 940 00000 000			OTHER SUPPLIES AND MATERIALS	57,000.00	0.00	0.00	0.00	57,000.00	0.00
142 E 76100 707 940 00008 000			BUILDING IMPROVEMENTS	275,000.00	0.00	0.00	0.00	275,000.00	0.00
	940			1,421,745.48	7,921.82	7,921.82	0.00	1,413,823.66	0.56

Fnd T Acct	Obj Prj Loc	Prg	Account Level Description	2021-22 Budget	January 2021-22 Monthly Activity	2021-22 FYTD Activity	Encumbered Amount	Unexpended Balance - YTD Act	2021-22 FYTD %
950			CIVICS SEAL GRANT						
142 E 71100 195 950 00000 000			CERTIFIED SUBSTITUTE TEACHERS	241.00	0.00	0.00	0.00	241.00	0.00
142 E 71100 201 950 00000 000			SOCIAL SECURITY	43.40	0.00	0.00	0.00	43.40	0.00
142 E 71100 212 950 00000 000			MEDICARE	10.15	0.00	0.00	0.00	10.15	0.00
142 E 71100 429 950 00000 000			SUPPLIES & MATERIALS	3,294.50	0.00	3,294.50	0.00	0.00	100.00
142 E 71100 471 950 00000 000			SOFTWARE	50.00	0.00	50.00	0.00	0.00	100.00
142 E 71100 599 950 00000 000			OTHER CHARGES	570.24	0.00	560.00	0.00	10.24	98.20
142 E 72210 524 950 00000 000			IN-SERVICE / STAFF DEVELOPMENT	4,500.00	3,500.00	3,500.00	0.00	1,000.00	77.78
142 E 72710 146 950 00000 000			BUS DRIVERS	588.00	0.00	144.00	0.00	444.00	24.49
142 E 72710 201 950 00000 000			SOCIAL SECURITY	36.46	0.00	8.92	0.00	27.54	24.47
142 E 72710 204 950 00000 000				0.00	0.00	13.84	0.00	-13.84	0.00
142 E 72710 204 950 10000 100			STATE RETIREMENT	56.51	0.00	0.00	0.00	56.51	0.00
142 E 72710 212 950 00000 000			MEDICARE	9.74	0.00	2.08	0.00	7.66	21.36
142 E 72710 412 950 00000 000			DIESEL FUEL	600.00	0.00	21.00	0.00	579.00	3.50
	950			10,000.00	3,500.00	7,594.34	0.00	2,405.66	75.94

Account Level		2021-22	January 2021-22	2021-22	Encumbered	Unexpended	2021-22
Fnd T Acct	Obj Prj Loc Prg Description	Budget	Monthly Activity	FYTD Activity	Amount	Balance - YTD Act	FYTD %
951	HQIM LITERACY IMPLEMENTATION N						
142 E 71100 429 951 00000 000	SUPPLIES & MATERIALS	5,000.00	0.00	0.00	0.00	5,000.00	0.00
142 E 72210 399 951 00000 000	OTHER CONTRACTED SERVICE	73,000.00	0.00	0.00	0.00	73,000.00	0.00
142 E 72210 524 951 00000 000	IN-SERVICE / STAFF DEVELOPMENT	5,000.00	0.00	0.00	0.00	5,000.00	0.00
	951	83,000.00	0.00	0.00	0.00	83,000.00	0.00

Account Level		2021-22	January 2021-22	2021-22	Encumbered	Unexpended	2021-22
Fnd T Acct	Obj Prj Loc Prg Description	Budget	Monthly Activity	FYTD Activity	Amount	Balance - YTD Act	FYTD %
952	EARLY LITERACY NETWORKS						
142 E 72210 399 952 00000 000	OTHER CONTRACTED SERVICE	80,000.00	0.00	0.00	0.00	80,000.00	0.00
	952	80,000.00	0.00	0.00	0.00	80,000.00	0.00

Number of Accounts: 487

***** End of report *****

Fnd T Acct	Obj Prj Loc	Prg	Account Level Description	Amount
A			Asset	
142 A 11130	000 000 000000	000	CASH IN BANK-PAYROLL	0.00
142 A 11130	000 100 000000	000	CASH IN BANK-PAYROLL	0.00
142 A 11130	000 440 000000	000	CASH IN BANK-PAYROLL	0.00
142 A 11130	---	---	-----	0.00
142 A 11140	000 000 000000	000	CASH WITH TRUSTEE	0.00
142 A 11140	000 000 000000	142	CASH WITH TRUSTEE	0.00
142 A 11140	000 000 99141	141		0.00
142 A 11140	000 000 99142	142		996,657.86
142 A 11140	000 010 000000	142	CASH WITH TRUSTEE - CON ADMIN	710.16
142 A 11140	000 010 99141	141		0.00
142 A 11140	000 010 99142	142		1,064.18
142 A 11140	000 100 000000	000	CASH WITH TRUSTEE	0.00
142 A 11140	000 100 000000	142	CASH WITH TRUSTEE - TITLE I	0.00
142 A 11140	000 100 99141	141		0.00
142 A 11140	000 100 99142	142		5,307.00CR
142 A 11140	000 101 99142	142		3,798.70
142 A 11140	000 160 000000	000	TITLE I-D	0.00
142 A 11140	000 160 99142	142		1,798.70CR
142 A 11140	000 171 99142	142		94.00
142 A 11140	000 172 99142	142		0.00
142 A 11140	000 200 000000	142	CASH WITH TRUSTEE - TITLE II-A	1,444.00
142 A 11140	000 200 99141	141		8,407.11
142 A 11140	000 200 99142	142		5,354.71CR
142 A 11140	000 300 000000	142	CASH WITH TRUSTEE - TITLE III	0.00
142 A 11140	000 440 000000	141	CASH WITH TRUSTEE	0.00
142 A 11140	000 440 99141	141		0.00
142 A 11140	000 440 99142	142		616.00CR
142 A 11140	000 480 000000	142	CASH WITH TRUSTEE - FTTT DISCR	0.00
142 A 11140	000 580 000000	142	CASH WITH TRUSTEE - FTTT	0.00
142 A 11140	000 700 99142	142		0.00
142 A 11140	000 720 99142	142		0.00
142 A 11140	000 800 000000	142	CASH WITH TRUSTEE - CARL PERKI	0.00
142 A 11140	000 800 99141	141		0.00
142 A 11140	000 800 99142	142		783.57
142 A 11140	000 801 000000	142	CASH WITH TRUSTEE - CTE RESERV	0.00
142 A 11140	000 801 99142	142		0.00
142 A 11140	000 802 99142	142		0.00
142 A 11140	000 803 99142	142		0.00
142 A 11140	000 891 000000	142	CASH WITH TRUSTEE - STATE DISC	0.00
142 A 11140	000 891 99142	142		1,405.19
142 A 11140	000 892 000000	142	CASH WITH TRUSTEE - DISC PRESC	0.00
142 A 11140	000 892 99142	142		0.00
142 A 11140	000 893 000000	142	CASH WITH TRUSTEE - IDEA DISC	0.00
142 A 11140	000 893 99142	142		0.00
142 A 11140	000 894 000000	142	CASH WITH TRUSTEE - FS GRAY	0.00
142 A 11140	000 894 99142	142		0.00
142 A 11140	000 895 000000	142	CASH WITH TRUSTEE - FS JM	0.00
142 A 11140	000 895 99142	142		0.00
142 A 11140	000 896 000000	142	CASH WITH TRUSTEE - FS SS	0.00
142 A 11140	000 896 99142	142		0.00
142 A 11140	000 897 99142	142		0.00
142 A 11140	000 898 99142	142		0.00
142 A 11140	000 899 99141	141		0.00
142 A 11140	000 899 99142	142		1,405.19CR

Fnd T Acct	Obj Prj Loc	Prg	Account Level Description	Amount
A			Asset	
142 A 11140 000 900 00000 000			CASH WITH TRUSTEE-IDEA PART B	702.74CR
142 A 11140 000 900 00000 142			CASH WITH TRUSTEE-IDEA PART B	0.00
142 A 11140 000 900 99141 141				139,404.00
142 A 11140 000 900 99142 142				139,909.78CR
142 A 11140 000 901 00000 142			EDUCATION HANDICAPPED ACT - I	0.00
142 A 11140 000 901 99142 142				386.15CR
142 A 11140 000 902 00000 142			EDUCATION HANDICAPPED ACT - ID	0.00
142 A 11140 000 910 00000 142			CASH WITH TRUSTEE - IDEA PRESC	0.00
142 A 11140 000 910 99141 141				0.00
142 A 11140 000 910 99142 142				2,084.12
142 A 11140 000 930 99142 142				0.00
142 A 11140 000 931 99141 141				0.00
142 A 11140 000 931 99142 142				0.00
142 A 11140 000 932 99142 142				364.52
142 A 11140 000 933 99142 142				0.00
142 A 11140 000 934 99142 142				6,389.92CR
142 A 11140 000 935 99142 142				0.00
142 A 11140 000 936 99142 142				0.00
142 A 11140 000 937 99142 142				9,900.60CR
142 A 11140 000 940 99142 142				3.76CR
142 A 11140 000 950 99141 141				168.84
142 A 11140 000 950 99142 142				168.84CR
142 A 11140 --- --- --- ---				984,442.86
142 A 11400 000 900 00000 142			DUE FROM OTHER FUNDS	0.00
142 A 11400 --- --- --- ---				0.00
142 A 11410 000 000 00000 142				0.00
142 A 11410 --- --- --- ---				0.00
142 A 11430 000 010 00000 142			DUE FROM OTHER GOVERNMENTS	0.00
142 A 11430 000 100 00000 142			DUE FROM OTHER GOVERNMENTS	0.00
142 A 11430 000 101 00000 142			DUE FROM OTHER GOVERNMENTS	3,798.70CR
142 A 11430 000 160 00000 142			DUE FROM OTHER GOVERNMENTS	1,798.70
142 A 11430 000 171 00000 142			DUE FROM OTHER GOVERNMENTS	0.00
142 A 11430 000 172 00000 142			ADAPTIVE LEARNING TECH. GRANT	0.00
142 A 11430 000 200 00000 142			DUE FROM OTHER GOVERNMENTS	0.00
142 A 11430 000 300 00000 142			DUE FROM OTHER GOVERNMENTS	0.00
142 A 11430 000 440 00000 142			DUE FROM OTHER GOVERNMENTS	0.00
142 A 11430 000 580 00000 142			DUE FROM OTHER GOVERNMENTS	0.00
142 A 11430 000 720 00000 142			DUE FROM OTHER GOVERNMENTS	0.00
142 A 11430 000 800 00000 142			DUE FROM OTHER GOVERNMENTS	0.00
142 A 11430 000 801 00000 142			DUE FROM OTHER GOVERNMENTS	0.00
142 A 11430 000 802 00000 142			PERKINS-NEW SKILLS FOR YOUTH	0.00
142 A 11430 000 891 00000 142			DUE FROM OTHER GOVERNMENTS	0.00
142 A 11430 000 892 00000 142			DUE FROM OTHER GOVERNMENTS	0.00
142 A 11430 000 893 00000 142			DUE FROM OTHER GOVERNMENTS	0.00
142 A 11430 000 894 00000 142			Focus School Gray	0.00
142 A 11430 000 895 00000 142			Focus School JM	0.00
142 A 11430 000 896 00000 000			DUE FROM OTHER GOVERNMENTS	0.00
142 A 11430 000 896 00000 142			Focus Schools SS	0.00
142 A 11430 000 898 00000 142			DUE FROM OTHER GOVERNMENTS	0.00
142 A 11430 000 900 00000 142			DUE FROM OTHER GOVERNMENTS	0.00
142 A 11430 000 910 00000 142			DUE FROM OTHER GOVERNMENTS	0.00
142 A 11430 000 931 00000 142			DUE FROM OTHER GOVERNMENTS	0.00

Fnd T Acct	Obj Prj Loc	Prg	Account Level Description	Amount
A Asset				
142 A 11430 000 934 00000 142			DUE FROM OTHER GOVERNMENTS	0.00
142 A 11430 000 935 00000 142			DUE FROM OTHER GOVERNMENTS	0.00
142 A 11430 --- --- ----- ---				2,000.00CR
142 A 11440 000 000 00000 142			DUE FROM OTHER FUNDS	0.00
142 A 11440 000 010 00000 000			DUE FROM OTHER FUNDS-CON ADMIN	0.00
142 A 11440 000 160 00000 000			TITLE I-D	0.00
142 A 11440 000 440 00000 000			DUE FROM OTHER FUNDS	0.00
142 A 11440 000 800 00000 142			DUE FROM OTHER FUNDS-CTE BASIC	0.00
142 A 11440 000 891 00000 142			DUE FROM OTHER FUNDS-STATE DIS	0.00
142 A 11440 000 892 00000 000			DUE FROM OTHER FUNDS-DISC PREK	0.00
142 A 11440 000 895 00000 000			DUE FROM OTHER FUNDS-FS JMS	0.00
142 A 11440 000 896 00000 000			DUE FROM OTHER FUNDS-FS SS	0.00
142 A 11440 000 900 00000 000			DUE FROM OTHER FUNDS-IDEA B	0.00
142 A 11440 000 900 00000 142				0.00
142 A 11440 000 910 00000 000			DUE FROM OTHER FUNDS	0.00
142 A 11440 000 934 00000 142			DUE FROM OTHER FUNDS	0.00
142 A 11440 000 935 00000 000			DUE FROM OTHER FUNDS	0.00
142 A 11440 --- --- ----- ---				0.00
142 A 21100 000 000 00000 142			ACCOUNTS PAYABLE	0.00
142 A 21100 --- --- ----- ---				0.00
142 A 21500 000 000 00000 142			DUE TO OTHER FUNDS	0.00
142 A 21500 --- --- ----- ---				0.00
142 A ----- --- --- ----- ---				982,442.86
=====				
L Liability				
142 L 21100 000 010 00000 000			ACCOUNTS PAYABLE	702.37CR
142 L 21100 000 100 00000 000			ACCOUNTS PAYABLE	6,996.85CR
142 L 21100 000 101 00000 000				0.00
142 L 21100 000 160 00000 000			TITLE I-D	0.00
142 L 21100 000 171 00000 000				0.00
142 L 21100 000 172 00000 000				0.00
142 L 21100 000 200 00000 000			ACCOUNTS PAYABLE	441.64CR
142 L 21100 000 440 00000 000			ACCOUNTS PAYABLE	354.13CR
142 L 21100 000 700 00000 000				0.00
142 L 21100 000 720 00000 000				0.00
142 L 21100 000 800 00000 000			ACCOUNTS PAYABLE	2,313.57CR
142 L 21100 000 801 00000 000			ACCOUNTS PAYABLE	0.00
142 L 21100 000 802 00000 000				0.00
142 L 21100 000 803 00000 000				0.00
142 L 21100 000 891 00000 000			ACCOUNTS PAYABLE	0.00
142 L 21100 000 892 00000 000			ACCOUNTS PAYABLE	0.00
142 L 21100 000 893 00000 000			ACCOUNTS PAYABLE	0.00
142 L 21100 000 894 00000 000			ACCOUNTS PAYABLE	0.00
142 L 21100 000 895 00000 000			ACCOUNTS PAYABLE	0.00
142 L 21100 000 896 00000 000			ACCOUNTS PAYABLE	0.00
142 L 21100 000 897 00000 000				0.00
142 L 21100 000 898 00000 000				0.00

Fnd T Acct	Obj Prj Loc	Prg	Account Level Description	Amount
L			Liability	
142 L 21100 000 899 00000 000				0.00
142 L 21100 000 900 00000 000			ACCOUNTS PAYABLE	2,986.70CR
142 L 21100 000 901 00000 000				0.00
142 L 21100 000 910 00000 000			ACCOUNTS PAYABLE	979.56CR
142 L 21100 000 930 00000 000				0.00
142 L 21100 000 931 00000 000				0.00
142 L 21100 000 932 00000 000				0.00
142 L 21100 000 933 00000 000				0.00
142 L 21100 000 934 00000 000				20,695.08CR
142 L 21100 000 935 00000 000				0.00
142 L 21100 000 936 00000 000				0.00
142 L 21100 000 937 00000 000				0.00
142 L 21100 000 940 00000 000				0.00
142 L 21100 000 950 00000 000				0.00
				<hr/>
142 L 21100 --- --- ----- ---				35,469.90CR
142 L 21200 000 100 00000 000			ACCRUED PAYROLL	0.00
142 L 21200 000 931 00000 000			ACCRUED PAYROLL	0.00
142 L 21200 000 934 00000 000			ACCRUED PAYROLL	0.00
142 L 21200 000 935 00000 000			ACCRUED PAYROLL	0.00
				<hr/>
142 L 21200 --- --- ----- ---				0.00
142 L 21310 000 000 00000 000				154.29
142 L 21310 000 010 00000 000			INCOME TAX WITHHELD AND UNPAID	154.29CR
142 L 21310 000 100 00000 000			INCOME TAX WITHHELD AND UNPAID	0.00
142 L 21310 000 160 00000 000			TITLE I-D	0.00
142 L 21310 000 200 00000 000			INCOME TAX WITHHELD AND UNPAID	0.00
142 L 21310 000 440 00000 000			INCOME TAX WITHHELD AND UNPAID	0.00
142 L 21310 000 580 00000 000			INCOME TAX WITHHELD AND UNPAID	0.00
142 L 21310 000 720 00000 000				0.00
142 L 21310 000 800 00000 000			INCOME TAX WITHHELD AND UNPAID	0.00
142 L 21310 000 891 00000 000			INCOME TAX WITHHELD AND UNPAID	0.00
142 L 21310 000 892 00000 000			INCOME TAX WITHHELD AND UNPAID	0.00
142 L 21310 000 894 00000 000			INCOME TAX WITHHELD AND UNPAID	0.00
142 L 21310 000 895 00000 000			INCOME TAX WITHHELD AND UNPAID	0.00
142 L 21310 000 896 00000 000			INCOME TAX WITHHELD AND UNPAID	0.00
142 L 21310 000 900 00000 000			INCOME TAX WITHHELD AND UNPAID	0.00
142 L 21310 000 901 00000 000				0.00
142 L 21310 000 910 00000 000			INCOME TAX WITHHELD AND UNPAID	0.00
142 L 21310 000 930 00000 000				0.00
142 L 21310 000 931 00000 000				0.00
142 L 21310 000 934 00000 000				0.00
142 L 21310 000 937 00000 000				0.00
142 L 21310 000 940 00000 000				0.00
142 L 21310 000 950 00000 000				0.00
				<hr/>
142 L 21310 --- --- ----- ---				0.00
142 L 21320 000 000 00000 000				186.18
142 L 21320 000 010 00000 000			SOCIAL SECURITY TAX	186.18CR
142 L 21320 000 100 00000 000			SOCIAL SECURITY TAX	0.05
142 L 21320 000 160 00000 000			TITLE I-D	0.00
142 L 21320 000 200 00000 000			SOCIAL SECURITY TAX	0.00
142 L 21320 000 440 00000 000			SOCIAL SECURITY TAX	0.00
142 L 21320 000 580 00000 000			SOCIAL SECURITY TAX	0.00
142 L 21320 000 720 00000 000				0.00

Fnd T Acct	Obj Prj Loc	Prg	Account Level Description	Amount
L			Liability	
142 L 21320 000 800 00000 000			SOCIAL SECURITY TAX	0.00
142 L 21320 000 891 00000 000			SOCIAL SECURITY TAX	0.00
142 L 21320 000 894 00000 000			SOCIAL SECURITY TAX	0.00
142 L 21320 000 895 00000 000			SOCIAL SECURITY TAX	0.00
142 L 21320 000 896 00000 000			SOCIAL SECURITY TAX	0.00
142 L 21320 000 900 00000 000			SOCIAL SECURITY TAX	6.70CR
142 L 21320 000 901 00000 000				0.00
142 L 21320 000 910 00000 000			SOCIAL SECURITY TAX	0.00
142 L 21320 000 930 00000 000				0.00
142 L 21320 000 931 00000 000				0.00
142 L 21320 000 934 00000 000				0.00
142 L 21320 000 937 00000 000				0.00
142 L 21320 000 940 00000 000				0.00
142 L 21320 000 950 00000 000				0.00
				<hr/>
142 L 21320 --- --- ----- ---				6.65CR
142 L 21325 000 000 00000 000				43.54
142 L 21325 000 010 00000 000			EMPLOYEE MEDICARE DEDUCTION	43.54CR
142 L 21325 000 100 00000 000			EMPLOYEE MEDICARE DEDUCTION	0.00
142 L 21325 000 160 00000 000			TITLE I-D	0.00
142 L 21325 000 200 00000 000			EMPLOYEE MEDICARE DEDUCTION	0.00
142 L 21325 000 440 00000 000			EMPLOYEE MEDICARE DEDUCTION	0.00
142 L 21325 000 580 00000 000			EMPLOYEE MEDICARE DEDUCTION	0.00
142 L 21325 000 720 00000 000				0.00
142 L 21325 000 800 00000 000			EMPLOYEE MEDICARE DEDUCTION	0.00
142 L 21325 000 891 00000 000			EMPLOYEE MEDICARE DEDUCTION	0.00
142 L 21325 000 892 00000 000			EMPLOYEE MEDICARE DEDUCTION	0.00
142 L 21325 000 894 00000 000			EMPLOYEE MEDICARE DEDUCTION	0.00
142 L 21325 000 895 00000 000			EMPLOYEE MEDICARE DEDUCTION	0.00
142 L 21325 000 896 00000 000			EMPLOYEE MEDICARE DEDUCTION	0.00
142 L 21325 000 900 00000 000			EMPLOYEE MEDICARE DEDUCTION	1.56CR
142 L 21325 000 901 00000 000				0.00
142 L 21325 000 910 00000 000			EMPLOYEE MEDICARE DEDUCTION	0.00
142 L 21325 000 930 00000 000				0.00
142 L 21325 000 931 00000 000				0.00
142 L 21325 000 934 00000 000				0.00
142 L 21325 000 937 00000 000				0.00
142 L 21325 000 940 00000 000				0.00
142 L 21325 000 950 00000 000				0.00
				<hr/>
142 L 21325 --- --- ----- ---				1.56CR
142 L 21330 000 000 00000 000				0.00
142 L 21330 000 010 00000 000			RETIREMENT CONTRIBUTIONS	161.83CR
142 L 21330 000 100 00000 000			RETIREMENT CONTRIBUTIONS	0.00
142 L 21330 000 160 00000 000			RETIREMENT CONTRIBUTIONS	0.00
142 L 21330 000 200 00000 000			RETIREMENT CONTRIBUTIONS	0.00
142 L 21330 000 440 00000 000			RETIREMENT CONTRIBUTIONS	0.00
142 L 21330 000 580 00000 000			RETIREMENT CONTRIBUTIONS	0.00
142 L 21330 000 720 00000 000				0.00
142 L 21330 000 800 00000 000			RETIREMENT CONTRIBUTIONS	0.00
142 L 21330 000 891 00000 000			RETIREMENT CONTRIBUTIONS	0.00
142 L 21330 000 892 00000 000				0.00
142 L 21330 000 894 00000 000				0.00
142 L 21330 000 895 00000 000			RETIREMENT CONTRIBUTIONS	0.00
142 L 21330 000 896 00000 000				0.00

Fnd T Acct	Obj Prj Loc	Prg	Account Level Description	Amount
L			Liability	
142 L 21330	000 900 00000	000	RETIREMENT CONTRIBUTIONS	0.00
142 L 21330	000 901 00000	000		0.00
142 L 21330	000 910 00000	000	RETIREMENT CONTRIBUTIONS	0.00
142 L 21330	000 930 00000	000		0.00
142 L 21330	000 931 00000	000		0.00
142 L 21330	000 934 00000	000		0.00
142 L 21330	000 937 00000	000		0.00
142 L 21330	000 950 00000	000		0.00
				<hr/>
142 L 21330	---	---	-----	161.83CR
142 L 21339	000 000 00000	000		0.00
142 L 21339	000 010 00000	000	STATE DENTAL PLAN	0.00
142 L 21339	000 100 00000	000	STATE DENTAL PLAN	0.00
142 L 21339	000 160 00000	000	STATE DENTAL PLAN	0.00
142 L 21339	000 200 00000	000	STATE DENTAL PLAN	0.00
142 L 21339	000 440 00000	000	STATE DENTAL PLAN	0.00
142 L 21339	000 580 00000	000	STATE DENTAL PLAN	0.00
142 L 21339	000 800 00000	000	STATE DENTAL PLAN	0.00
142 L 21339	000 891 00000	000	STATE DENTAL PLAN	0.00
142 L 21339	000 892 00000	000	STATE DENTAL PLAN	0.00
142 L 21339	000 900 00000	000	STATE DENTAL PLAN	0.00
142 L 21339	000 910 00000	000		0.00
142 L 21339	000 937 00000	000		0.00
				<hr/>
142 L 21339	---	---	-----	0.00
142 L 21340	000 000 00000	000		0.00
142 L 21340	000 010 00000	000	INSURANCE CONTRIBUTIONS	283.80CR
142 L 21340	000 100 00000	000	INSURANCE CONTRIBUTIONS	0.00
142 L 21340	000 160 00000	000	INSURANCE CONTRIBUTIONS	0.00
142 L 21340	000 200 00000	000	INSURANCE CONTRIBUTIONS	0.00
142 L 21340	000 440 00000	000	INSURANCE CONTRIBUTIONS	0.00
142 L 21340	000 580 00000	000	INSURANCE CONTRIBUTIONS	0.00
142 L 21340	000 800 00000	000	INSURANCE CONTRIBUTIONS	0.00
142 L 21340	000 891 00000	000	INSURANCE CONTRIBUTIONS	0.00
142 L 21340	000 892 00000	000	MEDICAL INSURANCE PAYABLE	0.00
142 L 21340	000 900 00000	000	INSURANCE CONTRIBUTIONS	0.00
142 L 21340	000 910 00000	000	INSURANCE CONTRIBUTIONS	0.00
142 L 21340	000 937 00000	000		0.00
				<hr/>
142 L 21340	---	---	-----	283.80CR
142 L 21342	000 100 00000	000	HARTFORD ROTH	0.00
142 L 21342	000 160 00000	000	HARTFORD ROTH	0.00
142 L 21342	000 200 00000	000	HARTFORD ROTH	0.00
142 L 21342	000 440 00000	000	HARTFORD ROTH	0.00
142 L 21342	000 900 00000	000	HARTFORD ROTH	0.00
142 L 21342	000 910 00000	000		0.00
				<hr/>
142 L 21342	---	---	-----	0.00
142 L 21343	000 000 00000	000		0.00
142 L 21343	000 010 00000	000	AMERICAN FAMILY LIFE	76.74CR
142 L 21343	000 100 00000	000	AMERICAN FAMILY LIFE	0.00
142 L 21343	000 160 00000	000	AMERICAN FAMILY LIFE	0.00
142 L 21343	000 200 00000	000	AMERICAN FAMILY LIFE	0.00
142 L 21343	000 440 00000	000	AMERICAN FAMILY LIFE	0.00
142 L 21343	000 800 00000	000	AMERICAN FAMILY LIFE	0.00

Fnd T Acct	Obj Prj Loc	Prg	Account Level Description	Amount
L			Liability	
142 L 21343	000 900 00000	000	AMERICAN FAMILY LIFE	1,870.65CR
142 L 21343	000 901 00000	000		0.00
142 L 21343	000 910 00000	000	AMERICAN FAMILY LIFE	1,870.65
142 L 21343	---	---	-----	76.74CR
142 L 21344	000 100 00000	000	HORACE MANN LIFE INS	0.00
142 L 21344	000 160 00000	000	TITLE I-D	0.00
142 L 21344	000 900 00000	000	HORACE MANN LIFE INS	0.00
142 L 21344	---	---	-----	0.00
142 L 21346	000 000 00000	000		0.00
142 L 21346	000 010 00000	000	WASHINGTON NATIONAL INS	0.00
142 L 21346	000 160 00000	000	TITLE I-D	0.00
142 L 21346	000 900 00000	000	WASHINGTON NATIONAL INS	0.00
142 L 21346	000 910 00000	000	WASHINGTON NATIONAL INS	0.00
142 L 21346	---	---	-----	0.00
142 L 21347	000 000 00000	000		0.00
142 L 21347	000 100 00000	000	LIBERTY NATIONAL	0.00
142 L 21347	000 440 00000	000	LIBERTY NATIONAL	0.00
142 L 21347	000 800 00000	000	DEARBORN NATIONAL LIFE INSURAN	0.00
142 L 21347	000 900 00000	000	LIBERTY NATIONAL	0.00
142 L 21347	000 910 00000	000	LIBERTY NATIONAL	0.00
142 L 21347	---	---	-----	0.00
142 L 21348	000 000 00000	000		0.00
142 L 21348	000 010 00000	000	MEDICAL INSURANCE	106.80CR
142 L 21348	000 100 00000	000	MEDICAL INSURANCE	0.00
142 L 21348	000 160 00000	000	MEDICAL INSURANCE	0.00
142 L 21348	000 200 00000	000	EMPLOYEE INSURANCE DEDUCTIONS	0.00
142 L 21348	000 440 00000	000	MEDICAL INSURANCE	0.00
142 L 21348	000 580 00000	000	MEDICAL INSURANCE	0.00
142 L 21348	000 800 00000	000	MEDICAL INSURANCE	0.00
142 L 21348	000 891 00000	000	EMPLOYEE INSURANCE DEDUCTIONS	0.00
142 L 21348	000 900 00000	000	MEDICAL INSURANCE	0.00
142 L 21348	000 910 00000	000	MEDICAL INSURANCE	0.00
142 L 21348	000 937 00000	000		0.00
142 L 21348	---	---	-----	106.80CR
142 L 21349	000 010 00000	000		0.00
142 L 21349	000 100 00000	000	UNITED WAY	0.00
142 L 21349	000 200 00000	000		0.00
142 L 21349	000 440 00000	000		0.00
142 L 21349	000 900 00000	000	UNITED WAY	0.00
142 L 21349	---	---	-----	0.00
142 L 21351	000 010 00000	000	HORACE MANN ANNUITY	0.00
142 L 21351	000 100 00000	000	HORACE MANN ANNUITY	0.00
142 L 21351	000 160 00000	000	HORACE MANN ANNUITY	0.00
142 L 21351	000 200 00000	000	HORACE MANN ANNUITY	0.00
142 L 21351	000 440 00000	000	HORACE MANN ANNUITY	0.00
142 L 21351	000 580 00000	000	HORACE MANN ANNUITY	0.00
142 L 21351	---	---	-----	0.00
142 L 21353	000 000 00000	000		0.00

Fnd T Acct	Obj Prj Loc	Prg	Account Level Description	Amount
L			Liability	
142 L 21353	000 010 00000 000		DAVIS VISION	1.00CR
142 L 21353	000 100 00000 000		DAVIS VISION	0.00
142 L 21353	000 160 00000 000		DAVIS VISION	0.00
142 L 21353	000 200 00000 000		DAVIS VISION	0.00
142 L 21353	000 440 00000 000		DAVIS VISION	0.00
142 L 21353	000 580 00000 000		DAVIS VISION	0.00
142 L 21353	000 800 00000 000		DAVIS VISION	0.00
142 L 21353	000 900 00000 000		DAVIS VISION	0.00
142 L 21353	000 937 00000 000			0.00
				<hr/>
142 L 21353	---	---	-----	1.00CR
142 L 21354	000 000 00000 000		ONE AMERICA	0.00
142 L 21354	000 100 00000 000		ONE AMERICA	206.34
142 L 21354	000 160 00000 000		ONE AMERICA	0.00
142 L 21354	000 200 00000 000		ONE AMERICA	0.00
142 L 21354	000 440 00000 000		ONE AMERICA	0.00
142 L 21354	000 580 00000 000		ONE AMERICA	0.00
142 L 21354	000 800 00000 000		ONE AMERICA	0.00
142 L 21354	000 891 00000 000		ONE AMERICA	0.00
142 L 21354	000 900 00000 000		ONE AMERICA	375.90
142 L 21354	000 910 00000 000		ONE AMERICA	24.30
				<hr/>
142 L 21354	---	---	-----	606.54
142 L 21356	000 100 00000 000		TRUSTMARK	0.00
142 L 21356	000 160 00000 000		TRUSTMARK	0.00
142 L 21356	000 200 00000 000		TRUSTMARK	0.00
142 L 21356	000 900 00000 000		TRUSTMARK	0.00
				<hr/>
142 L 21356	---	---	-----	0.00
142 L 21357	000 100 00000 000		MODERN WOODMEN INS PAYABL	0.00
				<hr/>
142 L 21357	---	---	-----	0.00
142 L 21359	000 000 00000 000		HYBRID PRETAXED CONTRIBUTION	0.00
142 L 21359	000 100 00000 000		HYBRID PRETAXED CONTRIBUTION	0.00
142 L 21359	000 200 00000 000		HYBRID PRETAXED CONTRIBUTION	0.00
142 L 21359	000 440 00000 000		HYBRID PRETAXED CONTRIBUTION	0.00
142 L 21359	000 720 00000 000			0.00
142 L 21359	000 891 00000 000		HYBRID PRETAXED CONTRIBUTION	0.00
142 L 21359	000 900 00000 000		HYBRID PRETAXED CONTRIBUTION	0.00
142 L 21359	000 901 00000 000			0.00
142 L 21359	000 931 00000 000			0.00
142 L 21359	000 934 00000 000			0.00
142 L 21359	000 937 00000 000			0.00
				<hr/>
142 L 21359	---	---	-----	0.00
142 L 21360	000 100 00000 000		GARNISHMENTS AND LEVIES	0.00
142 L 21360	000 900 00000 000		GARNISHMENTS AND LEVIES	218.35CR
				<hr/>
142 L 21360	---	---	-----	218.35CR
142 L 21362	000 000 00000 000			0.00
142 L 21362	000 100 00000 000		USABLE LIFE INS	0.00
142 L 21362	000 200 00000 000		USABLE LIFE INS	0.00
142 L 21362	000 580 00000 000		USABLE LIFE INS	0.00
142 L 21362	000 800 00000 000		USABLE Life	0.00
142 L 21362	000 900 00000 000		USABLE LIFE INS	0.00

Fnd T Acct	Obj Prj Loc	Prg	Account Level Description	Amount
L			Liability	
142 L 21362 000 910 00000 000			USABLE LIFE INS	0.00
142 L 21362 201 000 00000 000				0.00
142 L 21362 201 100 00000 000			SOCIAL SECURITY	0.00
142 L 21362 201 200 00000 000			SOCIAL SECURITY	0.00
142 L 21362 201 900 00000 000			SOCIAL SECURITY	0.00
142 L 21362 201 910 00000 000			SOCIAL SECURITY	0.00
142 L 21362 204 000 00000 000				0.00
142 L 21362 204 100 00000 000			STATE RETIREMENT	0.00
142 L 21362 204 200 00000 000			STATE RETIREMENT	0.00
142 L 21362 204 900 00000 000			STATE RETIREMENT	0.00
142 L 21362 204 910 00000 000			STATE RETIREMENT	0.00
142 L 21362 207 000 00000 000				0.00
142 L 21362 207 100 00000 000			MEDICAL INSURANCE	0.00
142 L 21362 207 160 00000 000			MEDICAL INSURANCE	0.00
142 L 21362 207 200 00000 000			MEDICAL INSURANCE	0.00
142 L 21362 207 900 00000 000			MEDICAL INSURANCE	0.00
142 L 21362 207 910 00000 000			MEDICAL INSURANCE	0.00
142 L 21362 212 000 00000 000				0.00
142 L 21362 212 100 00000 000			MEDICARE	0.00
142 L 21362 212 200 00000 000			MEDICARE	0.00
142 L 21362 212 900 00000 000			MEDICARE	0.00
142 L 21362 212 910 00000 000			MEDICARE	0.00
142 L 21362 --- --- ----- ---				0.00
142 L 21365 000 010 00000 000				0.00
142 L 21365 000 100 00000 000			WAGWORKS	0.00
142 L 21365 000 200 00000 000			WAGWORKS	0.00
142 L 21365 000 580 00000 000			WAGWORKS	0.00
142 L 21365 000 900 00000 000			WAGWORKS	0.00
142 L 21365 --- --- ----- ---				0.00
142 L 21366 000 100 00000 000				0.00
142 L 21366 000 200 00000 000				0.00
142 L 21366 000 900 00000 000			LSW/VALUE TEACH	0.00
142 L 21366 --- --- ----- ---				0.00
142 L 21370 000 010 00000 000			AIG RETIREMENT (VALIC)	0.00
142 L 21370 000 100 00000 000			AIG RETIREMENT (VALIC)	0.00
142 L 21370 000 200 00000 000			AIG RETIREMENT (VALIC)	0.00
142 L 21370 000 440 00000 000			AIG RETIREMENT (VALIC)	0.00
142 L 21370 --- --- ----- ---				0.00
142 L 21380 000 010 00000 000			CREDIT UNION DEDUCTION	50.00CR
142 L 21380 000 100 00000 000			CREDIT UNION DEDUCTION	0.00
142 L 21380 000 580 00000 000			CREDIT UNION DEDUCTION	0.00
142 L 21380 --- --- ----- ---				50.00CR
142 L 21390 000 010 00000 000			NEA TEA WCEA DUES	0.00
142 L 21390 000 100 00000 000			NEA TEA WCEA DUES	0.00
142 L 21390 000 200 00000 000			NEA TEA WCEA DUES	0.00
142 L 21390 000 580 00000 000			NEA TEA WCEA DUES	0.00
142 L 21390 000 900 00000 000			NEA TEA WCEA DUES	0.00
142 L 21390 --- --- ----- ---				0.00
142 L 21392 000 900 00000 000				0.00

Fnd T Acct	Obj Prj Loc	Prg	Account Level Description	Amount
L			Liability	
142 L 21392	---	---	-----	0.00
142 L 21500	000 000	000000	000	0.00
142 L 21500	000 010	000000	000 DUE TO OTHER FUNDS	7.79CR
142 L 21500	000 100	000000	000 DUE TO OTHER FUNDS	6,996.85
142 L 21500	000 160	000000	000 DUE TO OTHER FUNDS	0.00
142 L 21500	000 200	000000	000 DUE TO OTHER FUNDS	441.64
142 L 21500	000 300	000000	000 DUE TO OTHER FUNDS	0.00
142 L 21500	000 440	000000	000 DUE TO OTHER FUNDS	354.13
142 L 21500	000 720	000000	000 DUE TO OTHER FUNDS	0.00
142 L 21500	000 800	000000	000 DUE TO OTHER FUNDS	0.00
142 L 21500	000 891	000000	000 DUE TO OTHER FUNDS	0.00
142 L 21500	000 892	000000	000 DUE TO OTHER FUNDS	0.00
142 L 21500	000 894	000000	000 DUE TO OTHER FUNDS	0.00
142 L 21500	000 896	000000	000 Due To Other Funds	0.00
142 L 21500	000 900	000000	000 DUE TO OTHER FUNDS	0.00
142 L 21500	000 910	000000	000 DUE TO OTHER FUNDS	0.00
142 L 21500	000 935	000000	000 DUE TO OTHER FUNDS	0.00
142 L 21500	---	---	-----	7,784.83
142 L 21530	000 000	000000	000 DUE TO STATE OF TENNESSEE	0.00
142 L 21530	000 010	000000	000 DUE TO STATE OF TENNESSEE	0.00
142 L 21530	000 200	000000	000 DUE TO STATE OF TENNESSEE	0.00
142 L 21530	000 800	000000	000 DUE TO STATE OF TN	0.00
142 L 21530	000 892	000000	000 Due to State of Tennessee	0.00
142 L 21530	000 900	000000	000 DUE TO STATE OF TENNESSEE	0.00
142 L 21530	---	---	-----	0.00
142 L 21535	000 100	000000	000 DAVIS VISION	0.00
142 L 21535	---	---	-----	0.00
142 L 21900	000 000	000000	000 OTHER CURRENT LIABILITIES	0.00
142 L 21900	000 010	000000	000 OTHER CURRENT LIABILITIES	0.00
142 L 21900	000 100	000000	000 OTHER CURRENT LIABILITIES	0.00
142 L 21900	000 160	000000	000 OTHER CURRENT LIABILITIES	0.00
142 L 21900	000 200	000000	000 OTHER CURRENT LIABILITIES	0.00
142 L 21900	000 440	000000	000 OTHER CURRENT LIABILITIES	0.00
142 L 21900	000 720	000000	000 OTHER CURRENT LIABILITIES	0.00
142 L 21900	000 800	000000	000 OTHER CURRENT LIABILITIES	0.00
142 L 21900	000 891	000000	000 OTHER CURRENT LIABILITIES	0.00
142 L 21900	000 894	000000	000 OTHER CURRENT LIABILITIES	0.00
142 L 21900	000 895	000000	000 OTHER CURRENT LIABILITIES	0.00
142 L 21900	000 896	000000	000 OTHER CURRENT LIABILITIES	0.00
142 L 21900	000 900	000000	000 OTHER CURRENT LIABILITIES	0.00
142 L 21900	000 901	000000	000 OTHER CURRENT LIABILITIES	0.00
142 L 21900	000 910	000000	000 OTHER CURRENT LIABILITIES	0.00
142 L 21900	000 930	000000	000 OTHER CURRENT LIABILITIES	0.00
142 L 21900	000 931	000000	000 OTHER CURRENT LIABILITIES	0.00
142 L 21900	000 934	000000	000 OTHER CURRENT LIABILITIES	0.00
142 L 21900	000 937	000000	000 OTHER CURRENT LIABILITIES	0.00
142 L 21900	000 940	000000	000 OTHER CURRENT LIABILITIES	0.00
142 L 21900	000 950	000000	000 OTHER CURRENT LIABILITIES	0.00
142 L 21900	---	---	-----	0.00

Fnd T	Acct	Obj	Prj	Loc	Prg	Account Level Description	Amount
L							
Liability							
142	L	----	---	---	----		27,985.26CR
							=====
Q							
Equity							
142	Q	34100	000	800	00000	000 PO PAYABLE	0.00

142	Q	34100	---	---	-----		0.00
142	Q	34110	000	000	00000	000 PURCHASE ORDER PAYABLE	0.00
142	Q	34110	000	100	00000	000 PURCHASE ORDER PAYABLE	0.00
142	Q	34110	000	160	00000	000 PURCHASE ORDER PAYABLE	0.00
142	Q	34110	000	200	00000	000 PURCHASE ORDER PAYABLE	0.00
142	Q	34110	000	440	00000	000 PURCHASE ORDER PAYABLE	0.00
142	Q	34110	000	800	00000	000 PURCHASE ORDER PAYABLE	0.00
142	Q	34110	000	891	00000	000 PURCHASE ORDER PAYABLE	0.00
142	Q	34110	000	892	00000	000 PURCHASE ORDER PAYABLE	0.00
142	Q	34110	000	893	00000	000 PURCHASE ORDER PAYABLE	0.00

142	Q	34110	---	---	-----		0.00
142	Q	34111	000	000	00000	000	0.00

142	Q	34111	---	---	-----		0.00
142	Q	34120	000	000	00000	000	0.00

142	Q	34120	---	---	-----		0.00
142	Q	39000	000	000	00000	000	983,019.67CR
142	Q	39000	000	010	00000	000 REV EXP SUMMARY FLOW THROUGH	107,409.15
142	Q	39000	000	100	00000	000 REV EXP SUMMARY FLOW THROUGH	106,804.94CR
142	Q	39000	000	101	00000	000	0.00
142	Q	39000	000	160	00000	000 REV EXP SUMMARY FLOW THROUGH	0.00
142	Q	39000	000	171	00000	000	94.00CR
142	Q	39000	000	172	00000	000	0.00
142	Q	39000	000	200	00000	000 REV EXP SUMMARY FLOW THROUGH	14,022.20CR
142	Q	39000	000	440	00000	000 REV EXP SUMMARY FLOW THROUGH	616.00
142	Q	39000	000	700	00000	000	0.00
142	Q	39000	000	720	00000	000	0.00
142	Q	39000	000	800	00000	000 REV EXP SUMMARY FLOW THROUGH	1,530.00
142	Q	39000	000	801	00000	000 REV EXP SUMMARY FLOW THROUGH	0.00
142	Q	39000	000	802	00000	000	0.00
142	Q	39000	000	803	00000	000	0.00
142	Q	39000	000	891	00000	000 REV EXP SUMMARY FLOW THROUGH	0.00
142	Q	39000	000	892	00000	000 REV EXP SUMMARY FLOW THROUGH	0.00
142	Q	39000	000	893	00000	000 REV EXP SUMMARY FLOW THROUGH	0.00
142	Q	39000	000	894	00000	000 REV EXP SUMMARY FLOW THROUGH	0.00
142	Q	39000	000	895	00000	000 REV EXP SUMMARY FLOW THROUGH	0.00
142	Q	39000	000	896	00000	000 REV EXP SUMMARY FLOW THROUGH	0.00
142	Q	39000	000	897	00000	000	0.00
142	Q	39000	000	898	00000	000	0.00
142	Q	39000	000	899	00000	000	0.00
142	Q	39000	000	900	00000	000 REV EXP SUMMARY FLOW THROUGH	3,971.86
142	Q	39000	000	901	00000	000	386.15
142	Q	39000	000	910	00000	000 REV EXP SUMMARY FLOW THROUGH	1,054.79CR
142	Q	39000	000	930	00000	000	0.00
142	Q	39000	000	931	00000	000	0.00

Account Level						Amount		
Fnd	T	Acct	Obj	Prj	Loc	Prg	Description	
Q							Equity	
142	Q	39000	000	932	00000	000		364.52CR
142	Q	39000	000	933	00000	000		0.00
142	Q	39000	000	934	00000	000		27,085.00
142	Q	39000	000	935	00000	000		0.00
142	Q	39000	000	936	00000	000		0.00
142	Q	39000	000	937	00000	000		9,900.60
142	Q	39000	000	940	00000	000		3.76
142	Q	39000	000	950	00000	000		0.00
<hr/>								
142	Q	39000	---	---	-----	---		954,457.60CR
<hr/>								
142	Q	-----	---	---	-----	---		954,457.60CR
<hr/>								=====

Grand Asset Totals	982,442.86
Grand Liability Totals	27,985.26CR
Grand Equity Totals	954,457.60CR
Grand Totals	0.00

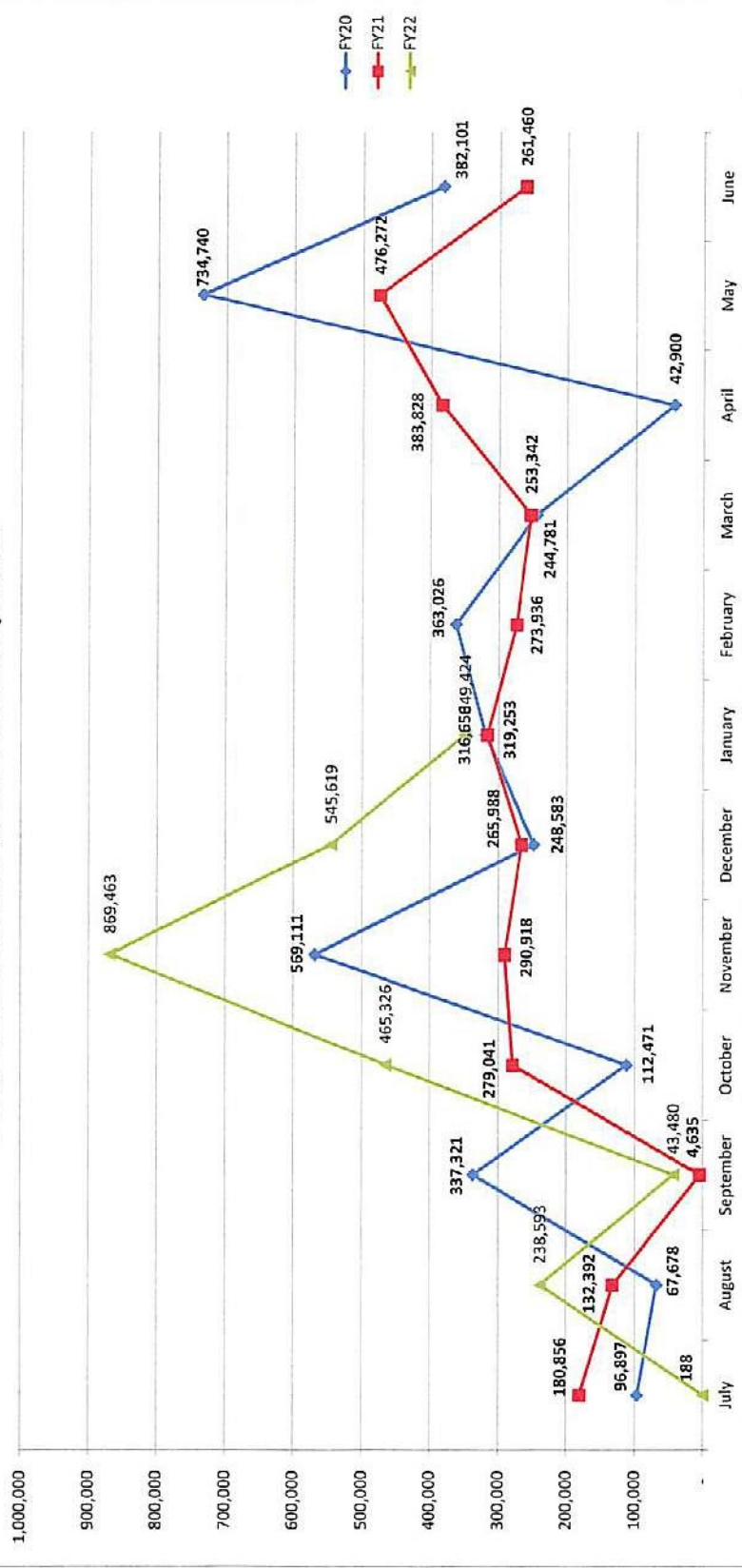
Number of Accounts: 509

***** End of report *****

Revenue Comparison

	July	August	September	October	November	December	January	February	March	April	May	June	Totals-January
FY18	56,161	57,986	137,772	480,851	299,619	107,422	382,928	115,313	403,556	218,966	324,776	174,522	1,522,740
FY19	53,086	78,498	314,242	89,217	361,225	246,588	382,380	317,529	322,633	315,330	283,344	178,802	1,525,237
FY20	96,897	67,678	337,321	112,471	569,111	248,583	319,253	363,026	244,781	42,900	734,740	382,101	1,751,313
FY21	180,856	132,392	4,635	279,041	290,918	265,988	316,656	273,936	253,342	383,828	476,272	261,460	1,470,485
FY22	188	238,593	43,480	465,326	869,463	545,619	349,424						2,512,093
Net Change PY	(180,668)	106,202	38,845	186,285	578,544	279,631	32,767						1,041,608

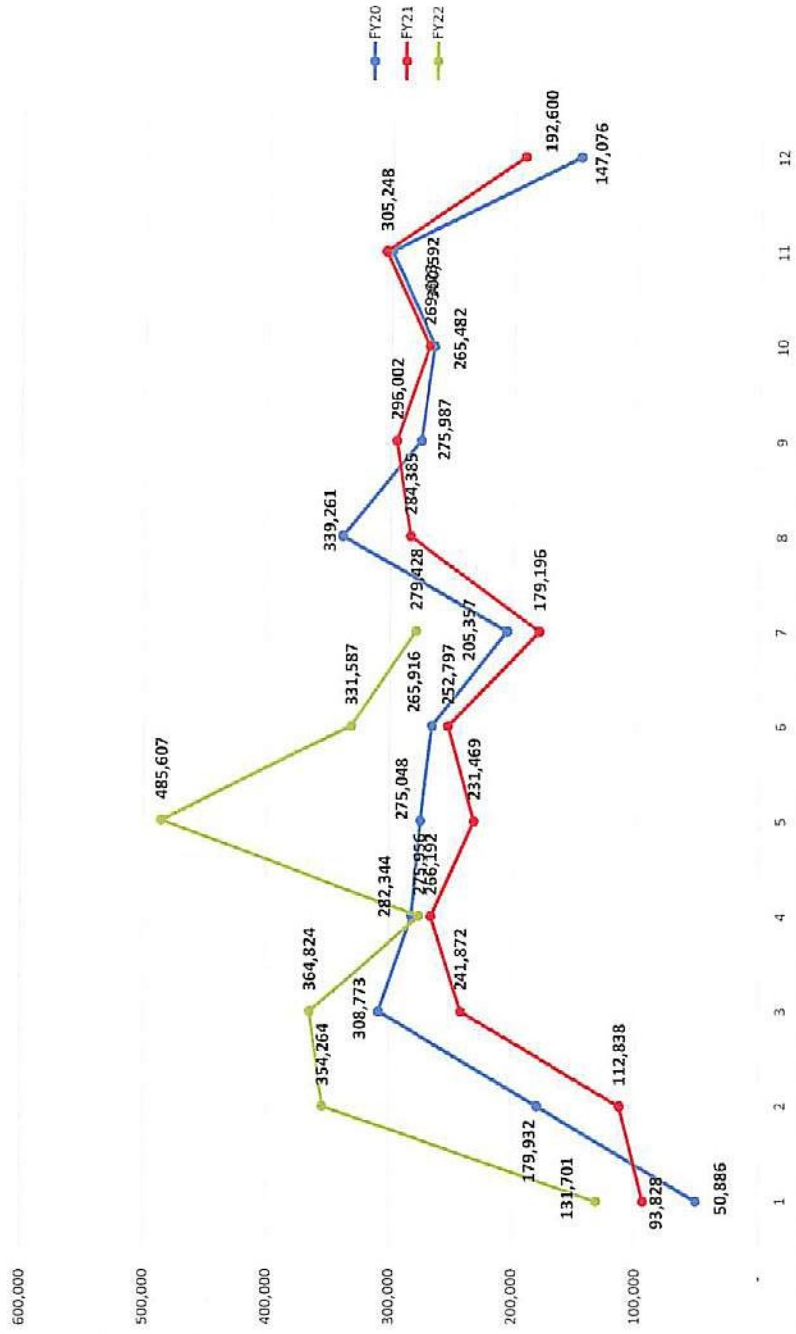
Dietary Fund Revenue FY20 to FY22 Comparison



Expense Comparison

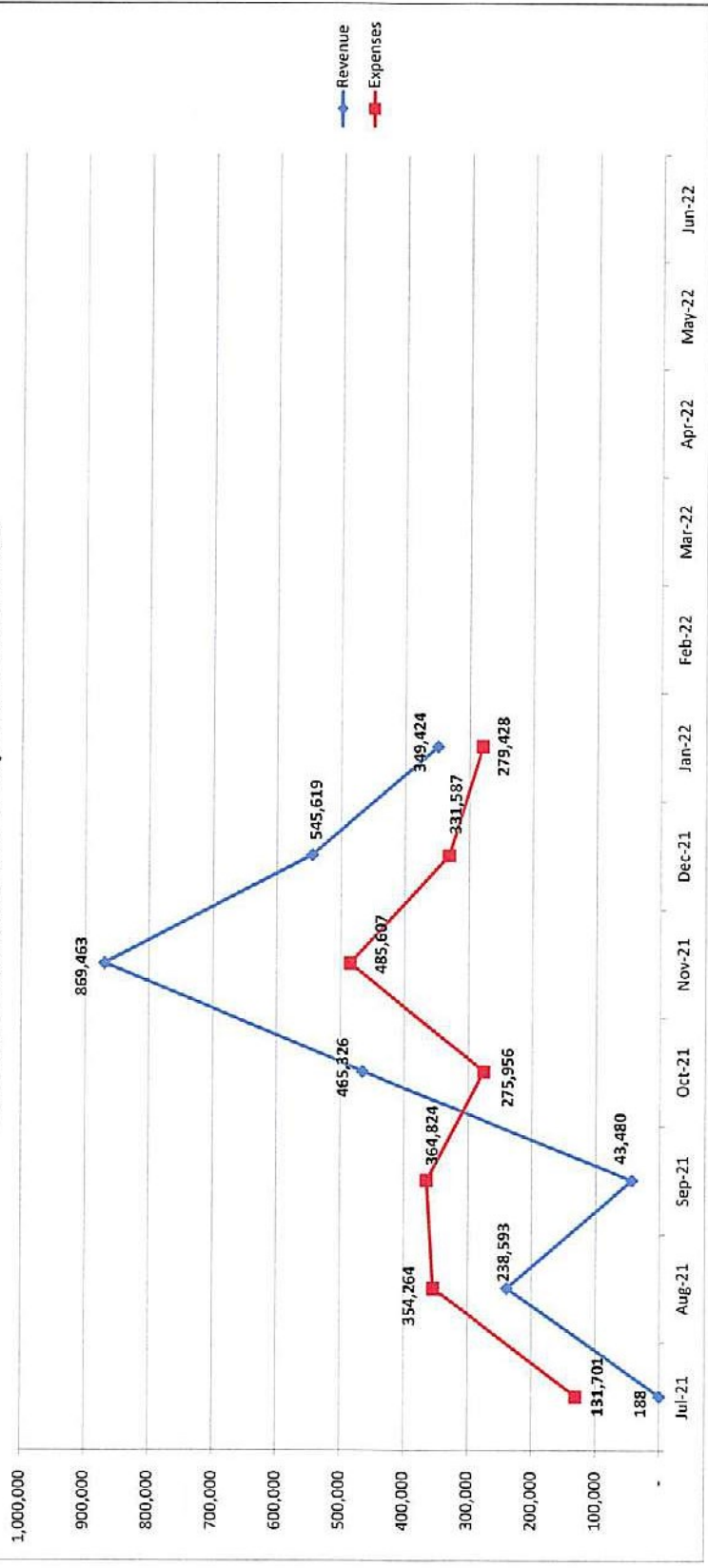
	July	August	September	October	November	December	January	February	March	April	May	June	Totals-January	FY Results January
FY18	58,908	128,454	120,178	485,391	240,457	153,569	271,760	214,841	266,415	189,071	353,340	49,292	1,458,718	\$ 64,022
FY19	53,389	170,362	307,178	203,695	263,528	249,324	193,106	265,537	270,113	196,203	208,780	103,698	1,440,582	\$ 84,655
FY20	50,886	179,932	308,773	282,344	275,048	265,916	205,357	339,261	275,987	265,482	300,592	147,076	1,568,256	\$ 183,057
FY21	93,828	112,838	241,872	266,192	231,469	252,797	179,196	284,385	296,002	269,623	305,248	192,600	1,378,191	\$ 92,294
FY22	131,701	354,264	364,824	275,956	485,607	331,587	279,428	284,385	296,002	269,623	305,248	192,600	2,223,367	\$ 288,726
Net Change PY	37,873	241,426	122,951	9,765	254,138	78,790	100,232							845,176

Dietary Fund Expense Comparison FY20 to FY22



	Jul-21	Aug-21	Sep-21	Oct-21	Nov-21	Dec-21	Jan-22	Feb-22	Mar-22	Apr-22	May-22	Jun-22 Totals-January
Revenue	188	238,593	43,480	465,326	869,463	545,619	349,424					2,512,093
Expenses	131,701	354,264	364,824	275,956	485,607	331,587	279,428					2,223,367
Variance	(131,513)	(115,671)	(321,343)	189,370	383,855	214,032	69,996					288,726

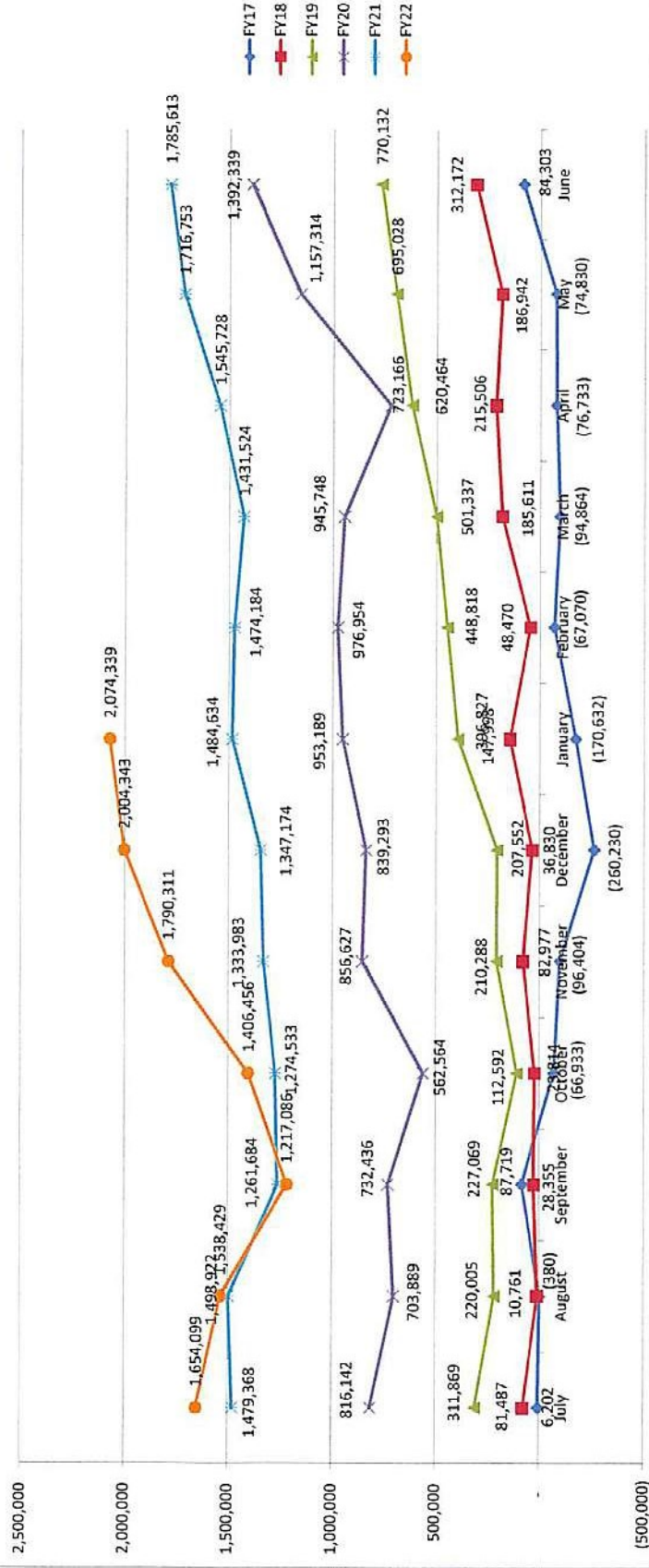
Dietary Fund Revenue & Expense Trend FY21



Dietary Fund Balance

	July	August	September	October	November	December	January	February	March	April	May	June
FY17	6,202	(380)	87,719	(66,933)	(96,404)	(260,230)	(170,632)	(67,070)	(94,864)	(76,733)	(74,830)	84,303
FY18	81,487	10,761	28,355	23,814	82,977	36,830	147,998	48,470	185,611	215,506	186,942	312,172
FY19	311,869	220,005	227,069	112,592	210,288	207,552	396,827	448,818	501,337	620,464	695,028	770,132
FY20	816,142	703,889	732,436	562,564	856,627	839,293	953,189	976,954	945,748	723,166	1,157,314	1,392,339
FY21	1,479,368	1,498,922	1,261,684	1,274,533	1,333,983	1,347,174	1,484,634	1,474,184	1,431,524	1,545,728	1,716,753	1,785,613
FY22	1,654,099	1,538,429	1,217,086	1,406,456	1,790,311	2,004,343	2,074,339					
1-Year Results	174,731	39,507	(44,598)	131,923	456,328	657,170	589,705					
2-Year Results	837,957	834,540	484,650	843,892	933,684	1,165,050	1,121,150					
3-Year Results	1,342,230	1,318,424	990,017	1,293,864	1,580,023	1,796,791	1,677,512					
4-Year Results	1,572,612	1,527,668	1,188,731	1,382,642	1,707,334	1,967,514	1,926,341					
5-Year Results	1,647,897	1,538,809	1,129,367	1,473,388	1,886,715	2,264,573	2,244,971					

Dietary Fund Balance Tracking FY17 to FY22 (Trustee's Report)



Intent to Apply/Research									
looking for funding	To assist Operations Department in supporting more school bus radios								
looking for funding	Play ground equipment								
looking for funding	education/SEL opportunities that meet district needs								
Grants Awarded									
East TN Clean Fuels Propane Bus Rebate Grant	Washington County Government awarded \$76,000								
Battelle/TVA STEM Classroom Grants, DBHS, DCHS, SCES	STEM Classroom Projects total= \$9500			Congratulate JES on their win also for \$5000.					
BEST FOR ALL GRANT	\$250,000 awarded due to participating in TN ALL Corps and spending 50% ESSER 3.0 award amount (across budgets for ESSER 1.0, 2.0, 3.0) on activities directly related to improving student academic achievement.				Funds will support CTE Career Exploration at the middle school level and student (health) support.				
Grants Managed									
ARP 2.0 Homeless Grant	3 year term	\$108,626.44 in collaboration with Director of Attendance and Chief Students Supports Officer							
ELC Epidemiology & Laboratory Capacity Grant	Epidemiology - the branch of medicine which deals with the incidence, distribution, and possible control of diseases and other factors relating to health.				\$1,421,745.48 in collaboration with Director of Coordinated School Health				
Middle School CTE Career Exploration Grant and STEM Start-Up & Exploration Grant	\$18,503.06 in collaboration with Director of CTE including Sulphur Springs 8th grade Science Teacher and DBHS Electrical								
LEAPS	Documents, Financial, Timesheets, Preparing Budget for routine approval					\$50,000 plus roll over of \$20,476.40			Desk top and on campus monitoring
Science materials	continue support for middle science materials and resources								
QUEST	Provided the QUEST Foundation support in delivering great news to awardees					Also provide financial operation support for the Foundation			
Working on TSIN STEM Designation application process with 2 elementary schools that will serve as the pilot	Assist different departments on direct requests								
ESSER Planning Grant (2 years)	Education Elements partnership pertaining to DATA Monitoring								
Civics grant	Providing districtwide PD, educational experiences pertaining to civic standards								

Title: **Nursing Supervisor**

- Qualifications:**
1. Valid Tennessee Nursing License
 2. Must be a Registered Nurse
 2. CPR (BLS)/AED/First Aid Certification
 3. Four (4) years nursing experience preferred

Supervision: The Nursing Supervisor is under the direct supervision of the Coordinated School Health Director.

Job Goal: Provide a safe and supportive environment to address the medical needs of the students and eliminate health related barriers, as well as, promote health and wellness in a holistic manner to improve the students health and their capacity to learn district wide.

Principal Duties and Responsibilities of the Nursing Supervisor:

1. Responsible for directly supervising multiple school nurses/clinics for the purpose of evaluating professional growth in order to maintain program consistency.
2. Responsible for analyzing a variety of program related data for the purpose of ensuring program initiatives and activities meet student, site and district goals and objectives.
3. Responsible for assisting in the development and interpretation of program policy and procedures for the purpose of establishing guidelines needed to effectively and efficiently meet program goals.
4. Responsible for serving as a resource for school nurses and school administrators.
5. Responsible for assisting with the School Nurse principal duties and responsibilities.
6. Responsible for the development of quality assurance guidelines.
7. Responsible for OSHA, First Responder, Medication Administration and other health related training in accordance with state laws and distinct policies for the purpose of promoting health and wellness, as well as, a safe environment for all stakeholders.
8. Responsible for assisting with Preschool and Kindergarten registration.
9. Responsible for the administration and coordination of individual and group health screenings. Also, evaluate, refer and follow-up as required by the Tennessee Department of Education.
10. Responsible for assisting in development and implementation of school health plans for identified students for the purpose of providing appropriate care for ill, medically fragile and injured children.
11. Responsible for conducting site assessments to ensure compliance with legal, county and state requirements regarding maintenance and functional service areas including but not limited to proper supplies and the storing of medications, appropriate documentation/record keeping.
12. Responsible for providing assistance as necessary in managing infectious illness outbreaks.
13. Responsible for analyzing a variety of program related data for the purposes of ensuring program initiatives and activities meet student, site and district goals and objectives.
14. Responsible for participating in a variety of meetings, workshops, Individual Educational Plan meetings and interdisciplinary teams for the purpose of gathering, conveying and/or sharing information on student health needs, service delivery, educational programs and/or improving skills and knowledge required to perform functions and/or represent the district to external individuals and/or organizations.

Temperament (Personal Traits):

1. Caring Nature; Empathetic
2. Detail Oriented; Organized
3. Mental Endurance; Critical Thinking Skills
4. Excellent Communication Skills (verbal and nonverbal); Interpersonal Skills
5. Mindful of Confidentiality Requirements
6. Respectful of people and rules, as well as, different cultures and traditions.
7. Adaptability/Flexibility
 - A. Adaptability to performing a variety of duties, often changing from one task to another of a different nature without loss of efficiency or composure.
 - B. Adaptability to accepting responsibility for the direction, control, or planning of an activity.
 - C. Adaptability to dealing with people beyond giving and receiving instruction.
 - D. Adaptability to making evaluations and decisions based on sensory and subjective criteria/information.
 - E. Flexibility to be pulled to school different than assigned school.

Mental Demands:

- Experiences frequent interruptions.
- Required to meet flexible deadlines.
- Requires concentration and attention to detail.
- Must maintain composure if/when dealing with distraught individual(s).

Physical Demands:

Must be physically able to fulfill all performance requirements of the position. This job may require lifting of objects that exceed 50 lbs., with frequent lifting and/or carrying of objects weighing up to 25 lbs. Other physical demands that may be required are as follows:

1. Pushing and/or pulling
2. Climbing; Reaching
3. Stooping and/or kneeling

Other:

- Must possess an understanding of the Coordinated School Health Program and of the students' needs.
- Must be capable of working under close supervision and accepting constructive criticism.
- Must complete up to three (3) annual department in-service training days.
- Must possess the ability to analyze information, identify expected outcomes, develop strategic plan, as well as, implement plan and evaluate attainment of outcomes.

The above statements are intended to describe the general nature and level of work being performed by people assigned to this position. They are not intended to be a complete list of responsibilities, duties and skills required of personnel so assigned.

LEASE AGREEMENT

THIS AGREEMENT, made and entered into on this the 4th day of March, 2022, by and between the SOUTH CENTRAL RURITAN CLUB, INC., hereinafter known and referred to as “LESSOR” or “CLUB”; and the WASHINGTON COUNTY DEPARTMENT OF EDUCATION, hereinafter known and referred to as “LESSEE”:

WITNESSETH:

That for and in consideration of the mutual covenants and agreements hereinafter contained, the Lessor does hereby let, devise and lease unto the Lessee and the Lessee does hereby rent and lease from Lessor the following described real property:

SITUATE, lying and being in the First (1st) Civil District of Washington County, Tennessee, and more particularly described as Parcels 042.00 (4.6 acres), 015.02 (3.99 acres), and 017.04 (2.0 acres) of Control Map 100, being the South Central Ruritan Club baseball fields and facilities related thereto (collectively, the “Facilities”).

The terms and conditions of this lease agreement are as follows:

1. TERM: The term of this lease shall be for a period beginning on the 4th day of March, 2022, and extending for 5 years thereafter ending the fifteenth day of May, 2027.
2. RENT: Lessor agrees to lease the Facilities to Lessee in consideration for Lessee’s agreement to maintain and care for the Property and for other actions as provided herein.
3. USE OF PREMISES: Lessor agrees to provide use of the Facilities during the Term between the first (1st) day of February and the fifteenth (15th) day of May each year (the “Season”) for use by the South Central Elementary School athletic teams (hereinafter the “School Teams”). Said Facilities will be made available at a minimum for daily practice use and for all scheduled, make-up, and/or tournament games played by the School Teams under the jurisdiction of the Lessee.
4. RESPONSIBILITIES OF LESSOR: Lessor agrees to continue maintenance of all field lights acquired under a prior agreement between Lessor and Lessee.
5. RESPONSIBILITIES OF LESSEE: Lessee agrees to maintain and care for the Facilities, specifically mowing and prepping the fields as necessary during the Season as defined in Section 3. Prep work to be performed by Lessee shall include providing and applying/installing infield mix, bases, pitching rubber, and chalk as needed. All improvements, when installed at Lessor property, become property of Lessor. If necessary, the Lessee shall provide temporary fencing for use during softball season by the School Teams.
6. BREACH: Failure on the part of either Party hereto to abide by the responsibilities described herein or to provide the agreed upon supplies and/or services shall be a breach of contract, entitling the other Party to terminate this Agreement by

providing written notice to the breaching party at least ninety (90) days prior to the effective date of termination. The breaching party shall be permitted for a term of sixty (60) days thereafter to cure any breach.

7. OTHER PROVISIONS:

(1) Nothing herein shall be construed to, in any fashion, cause the Lessee to be construed as an insurer of the Lessor in the usage of said premises.

(2) Both Lessor and Lessee represent each to the other that the undersigned officials executing this document are lawfully authorized so to do.

(3) No person on the ground of disability, race, color, religion, sex or national origin shall be excluded from participation in, or be denied the benefits of, or otherwise be subjected to discrimination in the performance of this Agreement.

8. NOTICES: Any and all notices required or permitted hereunder shall be in writing and delivered by registered mail, return receipt requested, postage prepaid, to the names and addresses of the respective parties to whom notice is given as hereinafter set forth, to wit:

LESSEE: WASHINGTON COUNTY DEPARTMENT OF EDUCATION
Attention: Director of Schools
405 WEST COLLEGE STREET
JONESBOROUGH, TENNESSEE 37659

LESSOR: SOUTH CENTRAL RURITAN CLUB, INC.
969 Highway 107
Jonesborough, TN 37659

IN WITNESS WHEREOF, the parties hereto have caused this instrument to be executed by their duly authorized representatives, in duplicate, either of which copy may be treated as an original for all purposes, on this the day and date hereinabove written.

SOUTH CENTRAL RURITAN CLUB, INC.,
LESSOR

By: _____

Its: _____

WASHINGTON COUNTY BOARD
OF EDUCATION,
LESSEE

By: _____
Chairman, Washington County Board of
Education

WASHINGTON COUNTY DEPARTMENT
OF EDUCATION,
LESSEE

By: _____
Superintendent of Schools

STATE OF TENNESSEE
COUNTY OF WASHINGTON:

After being duly sworn, personally appeared before me, the undersigned authority, a Notary Public in the State and County aforesaid, _____, with whom I am personally acquainted (or proved to me on the basis of satisfactory evidence) and who upon oath, acknowledged himself to be the _____ of the SOUTH CENTRAL RURITAN CLUB, INC., the within named bargainer, and that he as such officer, being authorized so to do, executed the foregoing instrument for the purposes therein contained by signing the name of said corporation by himself as such officer.

WITNESS MY HAND AND OFFICIAL SEAL at the office in the State and County aforesaid, this the _____ day of _____ 2022.

NOTARY PUBLIC

My commission expires: _____

STATE OF TENNESSEE:
COUNTY OF WASHINGTON:

After being duly sworn, personally appeared before me, the undersigned authority, a Notary Public in the State and County aforesaid, JASON DAY, with whom I am personally (or proved to me on the basis of satisfactory evidence) and who upon oath, acknowledged himself to be the CHAIRMAN of WASHINGTON COUNTY, BOARD OF EDUCATION, the within named bargainer, and that he as such officer, being authorized so to do, executed the foregoing instrument for the purposes therein contained by signing the name of the County of Washington, Tennessee, by himself as such officer.

WITNESS MY HAND AND OFFICIAL SEAL at the office in the State and County aforesaid, this the _____ day of _____, 2022.

NOTARY PUBLIC

My commission expires: _____

STATE OF TENNESSEE:
COUNTY OF WASHINGTON:

After being duly sworn, personally appeared before me, the undersigned authority, a Notary Public in the State and County aforesaid, JERRY S. BOYD, with whom I am personally (or proved to me on the basis of satisfactory evidence) and who upon oath, acknowledged himself to be the SUPERINTENDENT of Schools, WASHINGTON COUNTY DEPARTMENT OF EDUCATION, the within named bargainer, and that he as such officer, being authorized so to do, executed the foregoing instrument for the purposes therein contained by signing the name of the County of Washington, Tennessee, by himself as such officer.

WITNESS MY HAND AND OFFICIAL SEAL at the office in the State and County aforesaid, this the _____ day of _____, 2022.

NOTARY PUBLIC

My commission expires: _____

**PURCHASING DEPARTMENT
WASHINGTON COUNTY BOARD OF EDUCATION**

Purchase Order **No 5292**
 Date Issued **2/24/2022**
 Appropriation No. **72250-399**
 Dept.
 School **System Software**

PURCHASE ORDER

TO **Glimpse**

NOTICE TO VENDOR

1. Purchase order **MUST** bear two signatures in order to be valid.
2. Purchase order number **MUST** appear on all invoices submitted for payment.
3. Mail **TWO** copies of your invoice promptly to:

Washington County Board of Education
 405 West College Street
 Jonesborough, TN 37659
 Telephone (423) 753-1105

Deliver to
 Address
 Via

Articles on this order must be charged to account of

ARTICLES OR SERVICES	CODE	QUANTITY & UNIT	UNIT PRICE	TOTAL
(Unless otherwise stated all prices F.O.B. Destination)				
Glimpse - Software - set-up - Training - Executive Summary Prof. Dev		1		\$45,450 ⁰⁰
				\$4,500 ⁰⁰
GRAND TOTAL - INCLUDING ALL ATTACHED PAGES				\$49,950 ⁰⁰

SUBJECT TO THE FOLLOWING CONDITIONS

1. All packages, cartons or other containers must be plainly marked with the purchase order number.
2. The right is reserved to purchase in the open market and to charge the difference to the Vendor in the event that deliveries are not made at the time specified in the bid and on this order.
3. Whenever a delivery is rejected, the Vendor shall be notified and be given the reason for the rejection. All rejected deliveries shall be held at the Vendor's risk and he shall bear the expense of removal.
4. Acceptance of this order includes acceptance of all terms, prices, delivery, instructions, specifications and conditions stated.
5. The county is not liable for Federal excise tax or state sales tax.
6. Each shipment and/or each purchase order should be covered by separate invoice.

IMPORTANT: INVOICES AND PACKAGES MUST BEAR PURCHASE ORDER NUMBER

VENDOR'S COPY

There is an otherwise unincumbered balance to the credit of the proper appropriation, allotment or fund to meet the expenditure covered by this purchase.

Authorized Signature

APPROVED:

Purchasing Agent



Glimpse K12 Alignment to ESSER/CARES/ARP:

- Track instructional expenditures against performance measures
- Identify which students are suffering from learning loss
- Measure effectiveness of all products, programs and services
- Track progress of subgroups and cohorts of students who have/are experiencing learning loss
- Target the most effective interventions to accelerate student learning and mitigate learning loss

Other Funding Sources that align to Glimpse K12 solutions:

- Title I (measure effectiveness of programs/products/services with use of federal funds)
- Title II (Measuring effectiveness of PD)
 - District used this write-up:
Title II 2215 (329) Improvement Planning script: "Purchase of software service to design and evaluate PD for teachers in raising student achievement through correlated measurement of achievement and program implementation."
- Title IV (well rounded students/technology component/ also requires an evaluation piece)
- Title V (Rural and Low-Income. It is my understanding the spending of these funds is very flexible as I have had a system mention using these in the past.)
- Local funds (measuring effectiveness of every dollar spent; fiscal responsibility of taxpayers dollars)
- Other funds include: School Improvement, Carryover, At-risk Populations, Sped/ EL populations

*This list is not inclusive but serves as a reference point for ways other systems have aligned Glimpse to various funding sources to support student success.

Glimpse K12's Funding & Monitoring Alignment Document

Resource Management Requirement for Federal Funding (Title I-Title VI)

- Evaluates effectiveness of student resources
- Manages fidelity of resource implementation
- Captures all programs, products, and services & reports all performance measures in one place
- Provides program evaluation evidence for federal purchases

CARES/ESSER/ARP Evaluation & Monitoring (ESSER 1.0, 2.0, & 3.0)

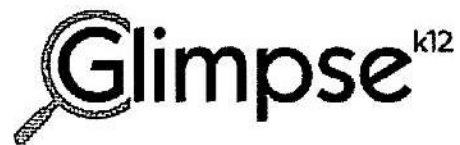
- Strategically aligns & tracks expenditures to district impact areas & goals
- Measures longitudinal success of investments related to meeting student needs
- Evaluates the effectiveness of resources for students
- Identifies the most effective interventions for raising student achievement

Fiscal Responsibility of Local Funds

- Drives fiscal responsibility via evidence-based budget optimization
- Supports transparency & vertical collaboration with all stakeholders
- Identifies duplicate and ineffective spending
- Optimizes resource allocation throughout the district without sacrificing student achievement

Third-Party Evaluation

- Provides data collection & reporting of ESSER expenditures related to student outcomes
- Manages fidelity of resource implementation
- Monitors progress to addressing student needs in the academic recovery process



February 3, 2022

Jerry Boyd, Superintendent
Washington County School District
405 W College Street
Jonesboro, TN 37659

Mr. Boyd & Team:

Thank you for taking the time to review Glimpse K12 for Washington County School District. Glimpse K12 seeks a partnership to provide your district with a solution to measure the education Return on Investment (eROI) on programs, products, services, and resources that are implemented for student achievement for Washington County School District. This will help identify what is working best to improve student achievement while also helping to optimize those implementations with a focus on your investments in student outcomes.

The following includes the Glimpse software platform, eROI training and support for the first year. Please let us know if there are any questions, as well as what our next steps should be on moving forward with implementation.

Sincerely,

Jessica J. Williams

Jessica J. Williams

Glimpse K12, Inc.



AIM Objective:

Glimpse K12 will provide a platform and services to effectively measure the education Return on Investment (eROI) for Washington County School District. This data will be used to help optimize the budget around the resources that directly impact student achievement. Glimpse K12 will provide guidance for instruction, identifying the most effective resources for making up lost instructional time, as well as to support budget decisions.

Description of AIM Products/Services for Washington County School District:

- Virtual Kickoff Meeting to review partnership and set implementation timeline
- Remote Data Gathering
- Launch-- Scoping, Objectives and Goals Alignment
- Data import of two years of Financial, Academic, and Demographic datasets
- Financial Accountability Tracking System
- Glimpse-- Achievement Investment Matrix Platform
- eROI Training
- Classroom Curriculum Grade Correlation to High Stakes

Agreement Duration:

Effective date of contract is March 15, 2022. This agreement will auto-renew annually on March 15th unless written notice of intent to cancel is received 30 days prior to the annual renewal date.

Provisions & Assurances:

To realize the full impact of this partnership, support from Washington County School District will be required. To accomplish the desired outcomes Washington County School District will provide the following:

- A point of contact from Washington County School District to work with Glimpse K12
- Timely delivery of data request
- Availability of personnel
- Prompt action to any issues that may arise
- Access to data sources as needed

Throughout the partnership, Glimpse K12 may provide printed and electronic data and other documents specifically for Washington County School District. Washington County School District agrees to limit these materials to Washington County School District and not to provide them with third parties without written consent from Glimpse K12.



Cost:

Item	Description	Quantity	List Price	Total
Achievement Investment Matrix (AIM) License	Software suite capable of correlating student achievement data with financial expenditures to optimize resource allocation. Includes the Education Strategic Plan (ESP) & Assessment Correlation Engine (ACE) modules. *Annual recurring fee.	1	\$45,650.00	\$45,650.00
AIM Setup and Integration	Import, setup, hosting, & data integration for the first year of implementation.	1	\$3,000.00	\$1,800.00
AIM Functional Training	Functional training delivered in one day onsite or two session remote.	1	\$1,500.00	\$1,500.00
AIM Software Support	Phone/email support	1	Included	Included
Q4 EOY Discount	One time discount valid with commitment by March 4, 2022. (Code TNQ1-3.4)	1	(\$3,500.00)	(\$3,500.00)
Total Cost to Washington County School District				\$45,450.00

*Discounted Proposal Valid with commitment by March 4, 2022. Annual recurring cost is \$45,650.00. Additional PD may be purchased as needed.

Billing Terms:

Glimpse K12 will invoice upon receipt.

An authorized signature below indicates acceptance by the Washington County School District of this project proposal to be delivered by Glimpse K12.

Signature: _____ Title: _____

Printed Name: _____ Signed Date: _____

Make check payable to:
Glimpse K12, Inc.
 4245 Balmoral Drive SW, Suite 103
 Huntsville, AL 35801

Questions:
 Jessica Williams
 251-769-5122
jessica@glimpsek12.com



Agreement Between Glimpse K12 & Washington County School District

This is a contract made by and between Glimpse K12 & Washington County School District to be effective as of the date of signed agreement. The purpose of this contract is for Washington County School District to retain the services of Glimpse K12 and its AIM eROI platform to correlate expenses with student achievement, including the Education Strategic Planning (ESP), and Assessment Correlation Engine (ACE) modules. Under this Agreement, Glimpse K12 agrees to provide access to the platform and its functions. Failure by the district to upload required data inputs or utilize the platform’s functionality does not eliminate the following requirements of this Agreement related to payment or compliance with applicable laws.

The parties agree to the terms that follow:

Governance: This Agreement shall be governed by the laws of the State of Alabama.

Indemnification: Each Party agrees to indemnify and hold harmless the other Party and its Affiliates, and their directors, officers, employees, agents, successors and assigns from and against all liabilities, losses, damages and costs (including reasonable attorneys’ fees) (collectively, “Losses”) they may suffer as the result of Third Party claims, demands, actions, suits or judgments against them resulting from or arising out of: (a) the negligence, recklessness or willful misconduct on the part of the indemnifying Party; (b) the failure by the indemnifying Party to comply with applicable Laws in connection with the exercise of any of its rights or the performance of any of its obligations hereunder; and/or (c) any breach of this Agreement by the indemnifying Party.

Amendment: This Agreement may be amended only by an instrument in writing signed by the parties hereto.

Successors and Assigns: This Agreement shall be binding upon and shall insure to the benefit of Glimpse K12 and Washington County School District and their respective successors, heirs, or assigns, as the case may be.

Compliance with Applicable Laws: Glimpse K12 will comply with the requirements of all applicable laws, statutes, ordinances, rules, regulations and orders of all governmental authorities.

Payment Terms: Glimpse K12 will invoice upon commitment. Payment in full is due within 30 days of issue date.

The parties have caused this Agreement to be executed by their duly authorized representatives who sign below.

Washington County School District

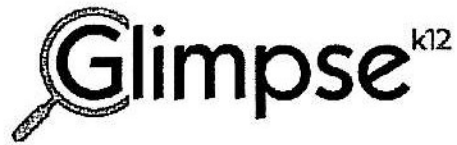
GLIMPSE K12, INC.

Signed By: _____

Signed By: _____

Date: _____

Date: _____



Appendix 1.1

Media Release Form

I hereby authorize Glimpse K12 to use my photo and/or information related to my experiences with the Glimpse K12 and Washington County School District partnership. I understand this information may be used in publications, including electronic publications, audiovisual presentations, promotional literature, advertising, community presentations, and media and/or other similar ways. Any articles or information drafts will be provided to the district contact for review prior to publication.

I release Glimpse K12 and Washington County School District and their respective employees, officers and agents from any and all liability which may arise from the use of such news media stories, promotional materials, written articles, videotape and/or photographs.

Washington County School District Representative

Signed By: _____ Job Title: _____

Date: _____



Appendix 1.2

Glimpse K12, Inc. Memorandum of Agreement (MOA)

THIS MEMORANDUM OF AGREEMENT, executed and effective as of the 15th day of March, 2022, by and between Glimpse K12, Inc., a corporation organized and existing under the laws of Alabama (the "Service Provider"), and Washington County School District (the "Customer"), a public-school system organized and existing under the laws of the state of Tennessee; recites and provides as follows.

Definitions


"Authorized Employees" means the Service Provider's employees who have a need to know or otherwise access Personal Information to enable Service Provider to perform its obligations under this Agreement.

"Authorized Persons" means (i) Authorized Employees; and (ii) Service Provider's contractors, agents, outsourcers and auditors who have a need to know or otherwise access Personal Information to enable Service Provider to perform its obligations under this Agreement, and who are bound in writing by confidentiality obligations sufficient to protect Personal Information in accordance with the terms and conditions of this Agreement.

"Parents" means the parent or legal guardians of Customer's current or potential students.

"Personal Information" means information provided to Service Provider by or at the direction of the Customer, or to which access was provided to Service Provider by or at the direction of Customer, in the course of Service Provider's performance under this Agreement that: (1) identifies or can be used to identify an individual (including, without limitation, names, signatures, addresses, telephone numbers, e-mail addresses and other unique identifiers); or (ii) can be used to authenticate an individual (including, without limitation, employee identification numbers, government-issued identification numbers, passwords or PINs, financial account numbers, health data, answers to security questions and other personal identifiers), in case of both subclauses (i) and (ii), including, without limitation, all Highly-Sensitive Personal Information capable of uniquely identifying an individual. Customer's business contact information is not by itself deemed to be Personal Information.

"Highly-Sensitive Information" means an (i) individual's government-issued identification number (including social security number, driver's license number or state-issued identified number); (ii) financial account number, credit card number, debit card number, credit report information, with or without any required security code, access code, personal identification number or password, that would permit access to an individual's financial account; or (iii) biometric or health data.



“Federal Family Educational Rights and Privacy Act” (FERPA) is a Federal law that protects personally identifiable information in students’ education records from unauthorized disclosure. The FERPA statute is found at 20 U.S.C. § 1232g, and the FERPA regulations are found at 34 CFR Part 99.

“Directory information” means information contained in an education record of a student that would not generally be considered harmful or an invasion of privacy if disclosed. (34 CFR § 99.3)

“Educational Records” means those records that are: (1) directly related to a student; and (2) maintained by an educational agency or institution, or by a party acting for the agency or institution. (As defined by the Family Educational Rights and Privacy Act, See 34 CFR § 99.3)

“School Official” means a contractor to whom an agency has outsourced institutional services or functions and is subject to the requirements of § 99.33 governing the use and redisclosure of personally identifiable information from education records under FERPA.

“Security Incident” means (i) any act or omission that materially compromises either the security, confidentiality or integrity of Personal Information or the physical, technical, administrative or organizational safeguards put in place by Service Provider (or any Authorized Persons) that relate to the protection of the security, confidentiality or integrity of Personal Information, or (ii) receipt of a complaint in relation to the privacy practices of Service Provider (or any Authorized Persons) or a breach or alleged breach of this Agreement relating to such privacy practices.

Recitals

The Company and the Service Provider are parties to certain agreements associated with the Customer’s purchase of Glimpse K12’s Software as a Service education return on instruction product. These agreements shall include the commitments made by Glimpse K12. Hereafter, these shall be referred to collectively as the “Agreement.” In connection with the execution and delivery of the Agreement, the parties wish to make this Memorandum of Agreement (MOA) a part of the original Agreement in order to clarify and/or make certain modifications to the terms and conditions set forth in the original Agreement.

In addition to establishing other security conditions, this Agreement is intended to ensure compliance with the Family Educational Rights and Privacy Act (FERPA) and with the Data Governance Policy of Washington County School District. Upon acceptance of this Agreement, Washington County School District shall designate the Service Provider as an entity acting for the Customer in its performance of functions that a Customer employee otherwise would perform, or School Official.

In the performance of these functions, the Service Provider may be provided with or be granted access to certain Personal Information of its students and parents as well as certain Educational Record of its students. The classification of any student information as Directory Information by Washington



County School District shall not disqualify the information from the protections intended by this MOA.

The Term of Agreement shall be considered to begin when the use of Company services begin, including the set up any software connections for the processing of Personal Information or Customer information. The Term of Agreement shall end when all use of the Service Provider services cease or upon notice from Washington County School District to Service Provider that services are no longer required or that Service Provider is no longer authorized to act as a School Official on its behalf. The non-disclosure obligations of the Service Provider regarding Personal Information shall survive termination of the Agreement.

NOW, THEREFORE, for good and valuable consideration, the receipt and sufficiency of which is acknowledged hereby, the parties agree as follows.

Agreement

The following provisions shall be deemed to be included in the Agreement.

1) Confidentiality Obligations.

- (a) The Service Provider hereby covenants and agrees that it shall maintain, in strict confidence and trust, all Personal Information.
- (b) Service Provider shall not share Personal Information with any third party that is outside the intended purpose of those services purchased by the Customer.
- (c) Regardless of any such provisions found in the Agreement, the Service Provider hereby agrees that it shall not utilize its services, its access to Personal Information, or any other information collected by the Service Provider in the execution of delivering Services, for any purpose other than providing contracted services.

2) Standard of Care.

- (a) Service Provider acknowledges and agrees that, in the course of its engagement by Customer, Service Provider may receive or have access to Personal Information. Service Provider shall comply with the terms and conditions set forth in this Agreement in its collection, receipt, transmission, storage, disposal, use and disclosure of such Personal Information and be responsible for the unauthorized collection, receipt, transmission, access, storage, disposal, use and disclosure of Personal Information under its control or in its possession by all Authorized Employees. Service Provider shall be responsible for, and remain liable to, Customer for the actions and omissions of all Authorized Persons that are not Authorized Employees concerning the treatment of Personal Information as if they were Service Provider's own actions and omissions.
- (b) Personal Information is deemed to be Confidential Information of Customer and is not



Confidential Information of Service Provider.

- (c) In recognition of the foregoing, Service Provider agrees and covenants that it shall:
- (i) keep and maintain all Personal Information in strict confidence, using such degree of care as is appropriate to avoid unauthorized access, use or disclosure;
 - (ii) use and disclose Personal Information solely and exclusively for the purposes for which the Personal Information, or access to it, is provided pursuant to the terms and conditions of this Agreement, and not use, sell, rent, transfer, distribute, or otherwise disclose or make available Personal Information for Service Provider's own purposes or for the benefit of anyone other than Customer, in each case, without Customer's prior written consent; and
 - (iii) not, directly or indirectly, disclose Personal Information to any person other than its Authorized Employees/Authorized Persons, including any, subcontractors, agents, outsourcers or auditors (an "Unauthorized Third Party"), without express written consent from Customer unless and to the extent required by Government Authorities or as otherwise, to the extent expressly required, by applicable law, in which case, Service Provider shall (i) use best efforts to notify Customer before such disclosure or as soon thereafter as reasonably possible; (ii) be responsible for and remain liable to Customer for the actions and omissions of such Unauthorized Third Party concerning the treatment of such Personal Information as if they were Service Provider's own actions and omissions; and (iii) require the Unauthorized Third Party that has access to Personal Information to execute a written agreement agreeing to comply with the terms and conditions of this Agreement relating to the treatment of Personal Information.

3) Information Security.

- (a) Service Provider represents and warrants that its collection, access, use, storage, disposal and disclosure of Personal Information does and will comply with all applicable federal and, state, and, if applicable, foreign privacy and data protection laws, as well as all other applicable regulations and directives.
- (b) Without limiting Service Provider's obligations under Section 3(a), Service Provider shall implement administrative, physical and technical safeguards to protect Personal Information that are no less rigorous than accepted industry practices and shall ensure that all such safeguards, including the manner in which Personal Information is collected, accessed, used, stored, processed, disposed of and disclosed, comply with applicable data protection and privacy laws, as well as the terms and conditions of this Agreement.
- (c) If, in the course of its engagement by Customer, Service Provider has access to or will collect, access, use, store, process, dispose of or disclose credit, debit or other payment cardholder information,



Service Provider shall at all times remain in compliance with the Payment Card Industry Data Security Standard ("PCI DSS") requirements, including remaining aware at all times of changes to the PCI DSS and promptly implementing all procedures and practices as may be necessary to remain in compliance with the PCI DSS, in each case, at Service Provider's sole cost and expense.

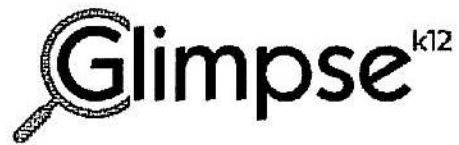
(d) At a minimum, Service Provider's safeguards for the protection of Personal Information shall include:

- (i) limiting access of Personal Information to Authorized Employees/Authorized Persons;**
- (ii) securing business facilities, data centers, paper files, servers, back-up systems and computing equipment, including, but not limited to, all mobile devices and other equipment with information storage capability;**
- (iii) implementing network, device application, database and platform security;**
- (iv) securing information transmission, storage and disposal;**
- (v) implementing authentication and access controls within media, applications, operating systems and equipment;**
- (vi) encrypting Highly-Sensitive Personal Information stored on any mobile media;**
- (vii) encrypting Highly-Sensitive Personal Information transmitted over public or wireless networks;**
- (viii) strictly segregating Personal Information from information of Service Provider or its other customers so that Personal Information is not commingled with any other types of information;**
- (ix) implementing appropriate personnel security and integrity procedures and practices, including, but not limited to, conducting background checks consistent with applicable law; and**
- (x) providing appropriate privacy and information security training to Service Provider's employees.**

4) Security Incident Procedures.

(a) Service Provider shall:

- (i) provide Customer with the name and contact information for an employee of Service Provider who shall serve as Customer's primary security contact and shall be available to assist Customer in resolving obligations associated with a Security Incident;**
- (ii) notify Customer of a Security Incident as soon as practicable, but no later than thirty-six (36) hours after Service Provider becomes aware of it; and**
- (iii) notify Customer of any Security Incidents by telephone a copy by e-mail to Service Provider's primary business contact within Customer.**



(b) Immediately following Service Provider's notification to Customer of a Security Incident, the parties shall coordinate with each other to investigate the Security Incident with Service Provider's standard policies and procedures.

(c) Service Provider shall take reasonable steps to immediately remedy any Security Incident and prevent any further Security Incident at Service Provider's expense in accordance with applicable privacy rights, laws, regulations and standards.

(d) Service Provider agrees that it shall not inform any third party of any Security Incident without first obtaining Customer's prior written consent, other than to inform a complainant that the matter has been forwarded to Customer's legal counsel. Further, Service Provider agrees that Customer shall have the sole right to determine: (i) whether notice of the Security Incident is to be provided to any individuals, regulators, law enforcement agencies, consumer reporting agencies or others as required by law or regulation, or otherwise in Customer's discretion; and (ii) the contents of such notice, whether any type of remediation may be offered to affected persons, and the nature and extent of any such remediation.

(e) In the event of any Security Incident, Service Provider shall promptly use its reasonable efforts to prevent a recurrence of any such Security Incident.

5) Oversight of Security Compliance.

Upon the Customer's written request, to confirm compliance with this Agreement, as well as any applicable laws and industry standards, Service Provider shall promptly and accurately complete a written information security questionnaire provided by Customer or a third party on the Customer's behalf regarding Service Provider's business practices and information technology environment in relation to all Personal Information being handled and/or services being provided by Service Provider to Customer pursuant to this Agreement. Service Provider shall fully cooperate with such inquiries. Customer shall treat the information provided by Service Provider in the security questionnaire as Service Provider's Confidential Information.

6) Return or Destruction of Personal Information.

At any time during the term of this Agreement at the Customer's written request or upon the termination or expiration of this Agreement for any reason, Service Provider shall, and shall instruct all Authorized Persons to, promptly return to the Customer all copies, whether in written, electronic or other form or media, of Personal Information in its possession or the possession of such Authorized Persons, or securely dispose of all such copies, and certify in writing to the Customer that such Personal Information has been returned to Customer or disposed or anonymized or securely. Service Provider shall comply with all reasonable directions provided by Customer with respect to the return or disposal of Personal Information and anonymize any required evaluation or operational data



retained by Service Provider.

7) Indemnification.

Service Provider shall defend, indemnify and hold harmless Customer, its respective officers, directors, and employees (each, a "Customer Indemnitee") from and against all losses, damages, liabilities, deficiencies, actions, judgments, interest, awards, penalties, fines, costs or expenses of whatever kind, including reasonable attorneys' fees, the cost of enforcing any right to indemnification hereunder and the cost of pursuing any insurance providers, arising out of any damage, injury, or violation of law by Glimpse K12 or its employees.

IN WITNESS WHEREOF, the parties hereto have caused this Memorandum of Agreement to be executed by their duly authorized officers effective as of the date first written above.

Glimpse K12, Inc.

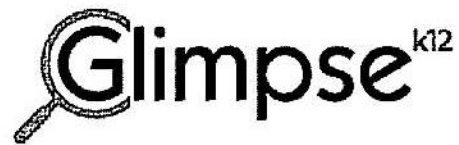
Washington County School District

By: _____

By:

Jessica Williams
Director of Sales

Title:



February 3, 2022

Jerry Boyd, Superintendent
Washington County School District
405 W College Street
Jonesboro, TN 37659

Mr. Boyd & Team:

Thank you for taking the time to review Glimpse K12 for Washington County School District. Glimpse K12 seeks a partnership to provide your district with professional development for Washington County Schools with a focus on providing executive data summaries for the leadership team and to support school level administrators based on the timeline determined by you and your team.

The following includes the Glimpse software platform, eROI training and support for the first year.. Please let us know if there are any questions, as well as what our next steps should be on moving forward with implementation.

Sincerely,

Jessica J. Williams

Jessica J. Williams

Glimpse K12, Inc.



Objective:

Glimpse K12 will provide onsite professional development to support district and school administrators and other stakeholders when appropriate in the use of Glimpse data to support planning with instructional leaders on best practices in action planning to support continuous improvement.

- Tracking and reducing student Learning Loss
- ESSER monitoring
- Data Conversations with Leaders
- Using Resource Efficacy to guide Student Outcomes
- Grade Correlation and strategy with teachers

Agreement Duration:

Effective date for the contract is March 15, 2022. This agreement will be considered complete upon delivery of above services. Additional services may be purchased if desired.

Provisions & Assurances:

To realize the full impact of this partnership, support from Washington County School District will be required. To accomplish the desired outcomes Washington County School District will provide the following:

- A point of contact from Washington County School District to work with Glimpse K12
- Timely delivery of data request
- Availability of personnel
- Prompt action to any issues that may arise
- Access to data sources as needed

Throughout the partnership, Glimpse K12 may provide printed and electronic data and other documents specifically for Washington County School District. Washington County School District agrees to limit these materials to Washington County School District and not to provide them with third parties without written consent from Glimpse K12.



Cost:

Item	Description	Quantity	Price	Total
Glimpse Executive Summary Professional Development	Onsite executive eROI data summaries to review data insights with the district leadership team following data updates.	3	\$2,000.00	\$6,000.00
One-Time Discount	One time discount valid with commitment by March 4, 2022. (Code TNQ1-3.4)	3	(\$500.00)	(\$1,500.00)
Total Cost to Washington County School District				\$4,500.00

*Discounted Proposal Valid with commitment by March 4, 2022. Additional PD may be purchased as needed.

Billing Terms:

Glimpse K12 will invoice upon receipt.


An authorized signature below indicates acceptance by the Washington County School District of this project proposal to be delivered by Glimpse K12.

Signature: _____ Title: _____

Printed Name: _____ Signed Date: _____

Make check payable to:
Glimpse K12, Inc.
4245 Balmoral Drive SW, Suite 103
Huntsville, AL 35801

Questions:
Jessica Williams
251-769-5122
jessica@glimpsek12.com



Agreement Between Glimpse K12 & Washington County School District

This is a contract made by and between Glimpse K12 & Washington County School District to be effective as of the date of signed agreement. The purpose of this contract is for Washington County School District to retain the services of Glimpse K12 professional development. Under this Agreement, Glimpse K12 agrees to provide services as described. Failure by the district to upload required data inputs or utilize the platform's functionality does not eliminate the following requirements of this Agreement related to payment or compliance with applicable laws.

The parties agree to the terms that follow:

Governance: This Agreement shall be governed by the laws of the State of Alabama.

Indemnification: Each Party agrees to indemnify and hold harmless the other Party and its Affiliates, and their directors, officers, employees, agents, successors and assigns from and against all liabilities, losses, damages and costs (including reasonable attorneys' fees) (collectively, "Losses") they may suffer as the result of Third Party claims, demands, actions, suits or judgments against them resulting from or arising out of: (a) the negligence, recklessness or willful misconduct on the part of the indemnifying Party; (b) the failure by the indemnifying Party to comply with applicable Laws in connection with the exercise of any of its rights or the performance of any of its obligations hereunder; and/or (c) any breach of this Agreement by the indemnifying Party.

Amendment: This Agreement may be amended only by an instrument in writing signed by the parties hereto.

Successors and Assigns: This Agreement shall be binding upon and shall insure to the benefit of Glimpse K12 and Washington County School District and their respective successors, heirs, or assigns, as the case may be.

Compliance with Applicable Laws: Glimpse K12 will comply with the requirements of all applicable laws, statutes, ordinances, rules, regulations and orders of all governmental authorities.

Payment Terms: Glimpse K12 will invoice upon commitment. Payment in full is due within 30 days of issue date.

The parties have caused this Agreement to be executed by their duly authorized representatives who sign below.

Washington County School District

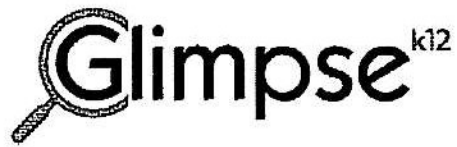
Signed By: _____

Date: _____

GLIMPSE K12, INC.

Signed By: _____

Date: _____



Appendix 1.1

Media Release Form

I hereby authorize Glimpse K12 to use my photo and/or information related to my experiences with the Glimpse K12 and Washington County School District partnership. I understand this information may be used in publications, including electronic publications, audiovisual presentations, promotional literature, advertising, community presentations, and media and/or other similar ways. Any articles or information drafts will be provided to the district contact for review prior to publication.

I release Glimpse K12 and Washington County School District and their respective employees, officers and agents from any and all liability which may arise from the use of such news media stories, promotional materials, written articles, videotape and/or photographs.

Washington County School District Representative

Signed By: _____ Job Title: _____

Date: _____



Glimpse K12, Inc.
4245 Balmoral Drive SW
Suite 103
Huntsville, AL 35801

Jerry Boyd, Superintendent
Washington County School District
405 W College Street
Jonesboro, TN 37659

February 23, 2022

To Whom It May Concern:

Please be advised that Glimpse K12, Inc. is the sole creator and provider of the Achievement Investment Matrix (AIM) with integrated workflow automation to utilize the proprietary AIM algorithms to conduct dynamic, multi-variate, eROI analysis. Glimpse K12, Inc. is the only distributor of this product.

If you desire additional information, please contact me at the number above, or by e-mail, at theteam@glimpsek12.com.

Sincerely,

Jessica Williams

Jessica J. Williams

Glimpse K12, Inc.

WASHINGTON COUNTY DEPARTMENT OF EDUCATION

Jonesborough, Tennessee

School Educational OVERNIGHT Trip Authorization*

February 3rd, 2022
Date of Request

School Daniel Boone High School Date of Trip June 2023

Estimated Time of Departure _____ and Return _____

Total Time Away 8 days

Destination(include location) Paris & Barcelona

Teacher Y. Rodriguez Class Spanish & French classes Grade _____
School wide

Chaperones T. Gillis Number of Students Involved minimum 6 max. 40
Estimated Total Miles (Both Ways) of Trip _____

Bus Driver N/A Bus Number N/A

Will the chaperones have a list (roll) that they are responsible for? yes

As you plan the trip, will all children be given instructions as to what they should do if they become separated (lost) from the group? yes

Will you have on file parental release forms signed by parents or legal guardians? yes

Explain the educational value of this trip:
Students will be able to expand their worldview knowledge through language and cultural immersion activities, practicing the use of language skills learned in class.

Total Cost Estimate: \$3,599

Plans for meeting the costs: Students will cover their own costs.


Transportation cost for education trips shall be calculated in the following manner:

\$12.00 per hour for driver (2 hour minimum)

2.07 per hour to cover fixed charges (SS, Retirement, etc.)

\$14.07 Total to be remitted to the Central Office

Reimbursement for the bus and fuel shall be made at the rate of \$.75 per mile.


Principal's Signature

2/3/22
Date

*Refer to Board Policy 4.302

Superintendent's Signature

Date

Date Approved by the Board of Education

WASHINGTON COUNTY DEPARTMENT OF EDUCATION

Jonesborough, Tennessee

RECEIVED 2/8/2022

School Educational OVERNIGHT Trip Authorization*

2/8/22

Date of Request

School Grandview Date of Trip 2/10 - 2/12

Estimated Time of Departure 4:00 PM (2/10) and Return 5:30 PM (2/12)

Total Time Away 49.5 hours

Destination(include location) Rutherford County (Girls Basketball State Tournament)

Teacher Kathryn Painter Class Girls Basketball Grade 6-8

Christina Williams Cheer 6-8

Chaperones Kathryn Painter, Christina Williams Number of Students Involved 20

Estimated Total Miles (Both Ways) of Trip 264 miles each way

Bus Driver Todlow Coach Bus Number Charter Bus

Will the chaperones have a list (roll) that they are responsible for? Yes

As you plan the trip, will all children be given instructions as to what they should do if they become separated (lost) from the group? Yes

Will you have on file parental release forms signed by parents or legal guardians? Yes

Explain the educational value of this trip:

Our girls basketball team will be competing in the state tournament.

Total Cost Estimate: Approximately \$6,000 for hotel, food, and transportation

Plans for meeting the costs: These expenses will be covered by our booster club and athletic department.

Transportation cost for education trips shall be calculated in the following manner:

\$12.00 per hour for driver (2 hour minimum)

2.07 per hour to cover fixed charges (SS, Retirement, etc.)

\$14.07 Total to be remitted to the Central Office

Charter bus will be used and paid for by the booster club.

Reimbursement for the bus and fuel shall be made at the rate of \$.75 per mile.

Rochel Heaton
Principal's Signature

APPROVED

[Signature]
BY WC SUPERINTENDENT
Superintendent's Signature

2/8/22
Date

2/8/22
Date

*Refer to Board Policy 4.302

Date Approved by the Board of Education

WASHINGTON COUNTY DEPARTMENT OF EDUCATION

Jonesborough, Tennessee

RECEIVED
3/1/22 Jm

School Educational OVERNIGHT Trip Authorization*

03/01/2022
Date of Request

School DBHS Date of Trip March 27-30, 2022

Estimated Time of Departure 3:00pm March 27 and Return 3:00pm March 30

Total Time Away 72 hours

Destination(include location) Tennessee FFA Convention

Teacher C. Lester Class FFA Grade 9-12

J. Armentrout
L. Turner

Chaperones Lester Number of Students Involved 13

Armentrout
Turner

Estimated Total Miles (Both Ways) of Trip 180

Bus Driver Lester Bus Number Activity or 131

Will the chaperones have a list (roll) that they are responsible for? yes

As you plan the trip, will all children be given instructions as to what they should do if they become separated (lost) from the group? yes

Will you have on file parental release forms signed by parents or legal guardians? yes

Explain the educational value of this trip:

FFA members will attend Leadership workshops. DBHS will have a team and individual competitors.

Total Cost Estimate: \$ 2,184⁰⁰ hotel + \$ 840⁰⁰ registration

Plans for meeting the costs: Fundraiser & donations

Transportation cost for education trips shall be calculated in the following manner:

\$12.00 per hour for driver (2 hour minimum)

2.07 per hour to cover fixed charges (SS, Retirement, etc.)

\$14.07 Total to be remitted to the Central Office

Reimbursement for the bus and fuel shall be made at the rate of \$.75 per mile.

Principal's Signature

Date

*Refer to Board Policy 4.302

Superintendent's Signature

Date

Date Approved by the Board of Education

Transportation cost for education trips shall be calculated in the following manner:

\$12.00 per hour for driver (2 hour minimum)

2.07 per hour to cover fixed charges (SS, Retirement, etc.)

\$14.07 Total to be remitted to the Central Office

Reimbursement for the bus and fuel shall be made at the rate of \$.75 per mile.

Jim Campbell
Principal's Signature

3/1/22
Date

*Refer to Board Policy 4.302

APPROVED
~~BY WC SUPERINTENDENT~~
Superintendent's Signature

3/1/22
Date

Date Approved by the Board of Education

WASHINGTON COUNTY DEPARTMENT OF EDUCATION

Jonesborough, Tennessee

School Educational OVERNIGHT Trip Authorization*

_____ Date of Request

School _____ Date of Trip _____

Estimated Time of Departure _____ and Return _____

Total Time Away _____

Destination(include location) _____

Teacher _____ Class _____ Grade _____

Chaperones _____ Number of Students Involved _____

Estimated Total Miles (Both Ways) of Trip _____

Bus Driver _____ Bus Number _____

Will the chaperones have a list (roll) that they are responsible for? _____

As you plan the trip, will all children be given instructions as to what they should do if they become separated (lost) from the group? _____

Will you have on file parental release forms signed by parents or legal guardians? _____

Explain the educational value of this trip:

Total Cost Estimate: _____

Plans for meeting the costs: _____

WASHINGTON COUNTY DEPARTMENT OF EDUCATION

Jonesborough, Tennessee

RECEIVED
2/10/22 Jm

School Educational OVERNIGHT Trip Authorization*

2/10/2022

Date of Request

School Daniel Boone High School Date of Trip March 28-30

Estimated Time of Departure 7:00 AM 3/28/22 and Return 3PM 3/30/22

Total Time Away 3 days

Destination(include location) HOSA state competition in Knoxville, TN

Teacher Kelli Hauldren Class HOSA students Grade 9-12

Scherry Graham

Michelle Phillips

Chaperones _____ Number of Students Involved 15

Estimated Total Miles (Both Ways) of Trip 195.8

Bus Driver Jerry Brewer Bus Number _____

Will the chaperones have a list (roll) that they are responsible for? yes

As you plan the trip, will all children be given instructions as to what they should do if they become separated (lost) from the group? yes

Will you have on file parental release forms signed by parents or legal guardians? yes

Explain the educational value of this trip:

Students in HOSA that placed in the top 5 of our region have the opportunity to compete against others throughout the state in the HOSA state leadership conference.

Total Cost Estimate: \$4,268.00

Plans for meeting the costs: Students pay \$85/person for registration fee. DBHS HOSA will cover the cost of Hotel & bus with money made through fundraising.

Transportation cost for education trips shall be calculated in the following manner:

\$12.00 per hour for driver (2 hour minimum)

2.07 per hour to cover fixed charges (SS, Retirement, etc.)

\$14.07 Total to be remitted to the Central Office

Reimbursement for the bus and fuel shall be made at the rate of \$.75 per mile.

Jim Campbell
Principal's Signature **APPROVED** Date 2/10/22
BY WC SUPERINTENDENT
Superintendent's Signature [Signature] Date 2/10/22

*Refer to Board Policy 4.302

Date Approved by the Board of Education

WASHINGTON COUNTY DEPARTMENT OF EDUCATION

2/9/22 Jm

Jonesborough, Tennessee

School Educational OVERNIGHT Trip Authorization*

School Daniel Boone High School Date of Trip 4-10 Thru 4-13-2022 Date of Request

Estimated Time of Departure 8:15AM on the 10th and Return 4-13-2022

Total Time Away 4 days

Destination(include location) Chattanooga Convention Center State Competition

Teacher MARTY Cox Class Electrical Grade _____
Melissa Evans Cosmetology _____

Chaperones Marty Cox Number of Students Involved 6
Melissa Evans Estimated Total Miles (Both Ways) of Trip 414

Bus Driver NA Bus Number _____

Will the chaperones have a list (roll) that they are responsible for? yes

As you plan the trip, will all children be given instructions as to what they should do if they become separated (lost) from the group? yes

Will you have on file parental release forms signed by parents or legal guardians? yes

Explain the educational value of this trip:
State Competition

Total Cost Estimate: \$3,000.00

Plans for meeting the costs: Request OTE federal + local funds.

Transportation cost for education trips shall be calculated in the following manner:

\$12.00 per hour for driver (2 hour minimum)

2.07 per hour to cover fixed charges (SS, Retirement, etc.)

\$14.07 Total to be remitted to the Central Office

Reimbursement for the bus and fuel shall be made at the rate of \$.75 per mile.

Jim Campbell
Principal's Signature
APPROVED
BY WC SUPERINTENDENT
Superintendent's Signature

2/3/22
Date

2/9/22
Date

*Refer to Board Policy 4.302

Date Approved by the Board of Education

WASHINGTON COUNTY DEPARTMENT OF EDUCATION

RECEIVED
2/5/22 om

Jonesborough, Tennessee

School Educational **OVERNIGHT** Trip Authorization*

School DBHS Date of Trip Wed, April 27, 2022 Date of Request 2/7/2022

Estimated Time of Departure 8:00am and Return Sat, April 30, 2022

Total Time Away 4 day (3 school Days)

Destination(include location) Dayland Hotel, Nashville, TN

Teacher MRS. Melissa Powers Class Reflections Grade 10-12

Chaperones Mrs. Becky Guillen Number of Students Involved 8

Ms. Alise Brandenburg Estimated Total Miles (Both Ways) of Trip 550 miles

Bus Driver 2 school VANS Bus Number -

Will the chaperones have a list (roll) that they are responsible for? yes

As you plan the trip, will all children be given instructions as to what they should do if they become separated (lost) from the group? yes

Will you have on file parental release forms signed by parents or legal guardians? yes

Explain the educational value of this trip:

The students have been selected, after a rigorous audition process, for Tennessee All-State Honors Choir. They will work with a professional conductor for 3 1/2 days and perform in a final concert on Saturday, April 30th.

Total Cost Estimate: \$100⁰⁰ /per student for hotel

Boosters have paid for fees and music

Plans for meeting the costs: Fundraising (popcorn sales)

Transportation cost for education trips shall be calculated in the following manner:

\$12.00 per hour for driver (2 hour minimum)

2.07 per hour to cover fixed charges (SS, Retirement, etc.)

\$14.07 Total to be remitted to the Central Office

Reimbursement for the bus and fuel shall be made at the rate of \$.75 per mile.

Tim Campbell 2/8/22
Principal's Signature Date
APPROVED

BY WC SUPERINTENDENT 2/15/22
Superintendent's Signature Date

*Refer to Board Policy 4.302

Date Approved by the Board of Education

WASHINGTON COUNTY DEPARTMENT OF EDUCATION

Jonesborough, Tennessee

RECEIVED 2/23/22 Jm

School Educational **OVERNIGHT** Trip Authorization*

2-16-22

School DCHS Date of Trip 3/26 - 3/30/22 Date of Request Spring

Estimated Time of Departure 3/26 @ 1:00 pm and Return 1:00 pm 3/30 Break

Total Time Away 4 days

Destination(include location) FFA State Convention Gatlinburg, TN.

Teacher Conger Class Ag Grade 9-12
Ford

Chaperones Amy Collette Number of Students Involved 20

Jamie Anderson Estimated Total Miles (Both Ways) of Trip 146
Jessica Ford

Bus Driver Godfrey Stout Bus Number _____

Will the chaperones have a list (roll) that they are responsible for? yes

As you plan the trip, will all children be given instructions as to what they should do if they become separated (lost) from the group? yes

Will you have on file parental release forms signed by parents or legal guardians? yes

Explain the educational value of this trip:

7 Students will be competing in the Conduct of Chapter Meeting contest where they have learned to public speak and work together as a team. They have also learned how to execute parliamentary procedure. 8 Students will be receiving state FFA degrees highlighting their work throughout their FFA career. 4 Students will be competing in the state food science competition learning teamwork and how to identify quality food from processing, production, marketing, distribution, along with food safety and sanitation. One student will be running for State FFA office.

Total Cost Estimate: \$ 5,000.00

Plans for meeting the costs: CTE Travel claim and FFA funds

RECEIVED
2/28/22 Jm

WASHINGTON COUNTY DEPARTMENT OF EDUCATION

Jonesborough, Tennessee

School Educational OVERNIGHT Trip Authorization*

24 February 2022

Date of Request

School David Crockett High School Date of Trip 31 March - 2 April 2022

Estimated Time of Departure 0500 - 31 March 2022 and Return 2000 - 2 April 2022

Total Time Away 3 Days 2 nights

Destination(include location) CMP Competition Center 1470 Sentinel Drive Anniston, AL 36207

Teacher CWO2 Clyde Shumate Class NJROTC Air Rifle Grade 9-12

Chaperones Christy Marshall Number of Students Involved 5

Estimated Total Miles (Both Ways) of Trip 520 miles

Bus Driver CWO2 Clyde Shumate Bus Number _____

Will the chaperones have a list (roll) that they are responsible for? yes

As you plan the trip, will all children be given instructions as to what they should do if they become separated (lost) from the group? yes

Will you have on file parental release forms signed by parents or legal guardians? yes

Explain the educational value of this trip:

David Crockett NJROTC has qualified for Air Rifle Regionals from the South East at the CMP center in Anniston, Alabama.

Total Cost Estimate: \$2,287.96

Plans for meeting the costs: Cadets have funds in thier NJROTC Booster Club accounts and DCHS NJROTC

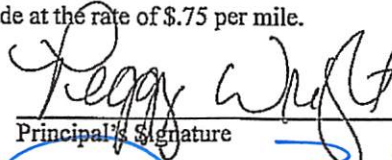
Transportation cost for education trips shall be calculated in the following manner:

\$12.00 per hour for driver (2 hour minimum)

2.07 per hour to cover fixed charges (SS, Retirement, etc.)


\$14.07 Total to be remitted to the Central Office

Reimbursement for the bus and fuel shall be made at the rate of \$.75 per mile.


Principal's Signature

2/28/22
Date

*Refer to Board Policy 4.302


Superintendent's Signature

2/28/2022
Date

Date Approved by the Board of Education

WASHINGTON COUNTY DEPARTMENT OF EDUCATION

Jonesborough, Tennessee

RECEIVED
2/28/22 JM

School Educational OVERNIGHT Trip Authorization*

2/23/22

Date of Request

School DCHS Date of Trip April 27-30, 2022

Estimated Time of Departure 9:00 AM (4/27) and Return 7:00 PM (4/30)

Total Time Away 4 days

Destination(include location) TMEA @ the Gaylord Opryland in Nashville, TN

Teacher Josh Ogle Class Band Grade 12

Chaperones Josh Ogle and Wife Kelsey Ogle Number of Students Involved 1 (Duckworth)

Estimated Total Miles (Both Ways) of Trip 540

Bus Driver School Van -or- Rental Bus Number _____

Will the chaperones have a list (roll) that they are responsible for? Yes

As you plan the trip, will all children be given instructions as to what they should do if they become separated (lost) from the group? Yes

Will you have on file parental release forms signed by parents or legal guardians? Yes

Explain the educational value of this trip:
This is a trip to the All State Band and TMEA conference for music educators. Our student will learn from World Class
clinicians and work with the best instrumentalists in the state of Tennessee. He has earned this honor through his
auditions for the All East regional bands (ETSBOA)

Total Cost Estimate: \$1500 - 1600

Plans for meeting the costs: Band Boosters will fund the trip for our student as this is a huge honor and accomplishment.


Transportation cost for education trips shall be calculated in the following manner:

\$12.00 per hour for driver (2 hour minimum)

2.07 per hour to cover fixed charges (SS, Retirement, etc.)


\$14.07 Total to be remitted to the Central Office

Reimbursement for the bus and fuel shall be made at the rate of \$.75 per mile.


Principal's Signature

2/28/22
Date

*Refer to Board Policy 4.302


Superintendent's Signature

2/28/2022
Date

Date Approved by the Board of Education

WASHINGTON COUNTY DEPARTMENT OF EDUCATION

Jonesborough, Tennessee

RECEIVED
3/2/2022

School Educational OVERNIGHT Trip Authorization*

03/02/2022

Date of Request

School David Crockett High School Date of Trip April 10-13 2022

Estimated Time of Departure April 10 @ 1:00pm and Return April 13 @ 1:00 pm

Total Time Away 4 days

Destination(include location) Chattanooga, TN Conference Center

Teacher Chris Tipton Class Digital Arts & Design Grade 9-12
Mark Good Construction

Chaperones Chris Tipton Number of Students Involved 2

Sarah Bishop Estimated Total Miles (Both Ways) of Trip 410 RT

Bus Driver School Van Bus Number _____

Will the chaperones have a list (roll) that they are responsible for? Yes

As you plan the trip, will all children be given instructions as to what they should do if they become separated (lost) from the group? Yes

Will you have on file parental release forms signed by parents or legal guardians? Yes

Explain the educational value of this trip:

Students will compete in two separate competitions, Graphic Communications + Advertising + Design. Students will produce digital designs and have deadlines to meet. Students will use everything they've learned in the Digital Arts classroom to meet program + client standards. This competition gives the student a complete understanding of the design process and client needs.

Total Cost Estimate: \$250.00 per student

Plans for meeting the costs: General + Federal CTE Travel Pool Funds

WASHINGTON COUNTY DEPARTMENT OF EDUCATION

Jonesborough, Tennessee

RECEIVED
2/16/22 JN

School Educational **OVERNIGHT** Trip Authorization*

2-14-22

Date of Request

School Grovesview Elementary Date of Trip May 17-20, 2022

Estimated Time of Departure 6:00 am (May 17) and Return 9:30 pm (May 20)

Total Time Away 4 days

Destination(include location) Outer Banks, NC

Teacher Amy Thomas Class 8th Grade Grade 8th grade

class

Chaperones Dr. Tara Churchwell, Number of Students Involved 40

Tiffany Malloy, Ben Davenport, Estimated Total Miles (Both Ways) of Trip 9100

Amber Brooks, Julie Gantley, Chris Campbell,

Sarah Hackney

Bus Driver X Bus Number X

Young's Transportation Luxury Coach

Will the chaperones have a list (roll) that they are responsible for? yes

As you plan the trip, will all children be given instructions as to what they should do if they become separated (lost) from the group? yes

Will you have on file parental release forms signed by parents or legal guardians? yes

Explain the educational value of this trip:

This trip is a replacement for the previously approved trip for Washington DC. Due to new and strict covid travel restrictions we are unable to travel to DC. The payments to the travel company have already been made. The travel company was able to offer this OBX educational trip for the same price with the same dates. Students will visit the OBX wildlife center, do hands on programming at the Coastal Studies institute, visit the Wright Brother's Museum, and many other activities. We are begging that you would be able to approve this alternative, but amazing trip!

Total Cost Estimate: \$625 per student

Plans for meeting the costs: Fundraisers have already curbed or full-filled many individual payments. More fundraising will be available.

WASHINGTON COUNTY DEPARTMENT OF EDUCATION

Jonesborough, Tennessee

RECEIVED
2/10/22 sm

School Educational OVERNIGHT Trip Authorization*

School South Central Date of Trip May 12th, 13th, 14th 1-19-22 Date of Request

Estimated Time of Departure _____ and Return _____

Total Time Away 48 or 72 hrs depending on COVID + financial status

Destination(include location) Charleston, SC - The Citadel - Aircraft Carrier

Teacher Kassie Kirk Class _____ Grade _____
Judy Musich 8th Grade 8th Grade
ONLY ONLY

Chaperones J.W. McKinney, Number of Students Involved 37
Kassie Kirk, Judy Musich, Estimated Total Miles (Both Ways) of Trip 654
Lynn Musich

Bus Driver Linda Treadway Bus Number #81

Will the chaperones have a list (roll) that they are responsible for? yes

As you plan the trip, will all children be given instructions as to what they should do if they become separated (lost) from the group? yes

Will you have on file parental release forms signed by parents or legal guardians? yes

Explain the educational value of this trip:

College visit to Citadel
education + military value visiting Patriots Point +
historical sites in Charleston
also spending the night on aircraft carrier

Total Cost Estimate: \$250.⁰⁰ per students

Plans for meeting the costs: fundraising, donations, students
providing own payment

Transportation cost for education trips shall be calculated in the following manner:

\$12.00 per hour for driver (2 hour minimum)

2.07 per hour to cover fixed charges (SS, Retirement, etc.)


\$14.07 Total to be remitted to the Central Office

Reimbursement for the bus and fuel shall be made at the rate of \$.75 per mile.


Principal's Signature

2/4/22
Date

*Refer to Board Policy 4.302

APPROVED
BY WC SUPERINTENDENT 
Superintendent's Signature

2/10/22
Date

Date Approved by the Board of Education

School Bus Payment Authorization

The final prices for school bus purchases came in for FY22 as listed below

- Conventional Buses totaling \$780,997.00
- Mini Buses totaling \$203,670.00
- **Total Price equals \$984,667.00**

The Washington County Commission previously approved a total amount of \$946,000.00 to be designated for school bus purchases.

To meet time restriction deadlines we are requesting Board of Education Approval to fund the remaining amount of \$38,667.00 out of the School General Fund (141).

- The below expense line item has been identified with available funds, therefore no budget amendment needs to be processed.
 - 141E 72620-701

PURCHASING DEPARTMENT
WASHINGTON COUNTY BOARD OF EDUCATION

Purchase Order **Nº 5029**

Date Issued **02-08-22**

Appropriation No.

Dept.

School

PURCHASE ORDER

TO
Frontline Education

NOTICE TO VENDOR

1. Purchase order **MUST** bear two signatures in order to be valid.
2. Purchase order number **MUST** appear on all invoices submitted for payment.
3. Mail **TWO** copies of your invoice promptly to:

Washington County Board of Education
 405 West College Street
 Jonesborough, TN 37659
 Telephone (423) 753-1105

Deliver to **Washington County**
 Address **Department of Education**
405 W. College Street
 Via **Jonesborough, TN 37659**

Articles on this order must be charged to account of

ARTICLES OR SERVICES	CODE	QUANTITY & UNIT	UNIT PRICE	TOTAL
(Unless otherwise stated all prices F.O.B. Destination)				
<i>Frontline Education Renewal</i>				
<i>* Sole Source, Existing Program *</i>				
GRAND TOTAL - INCLUDING ALL ATTACHED PAGES			\$	<i>26,291.39</i>

SUBJECT TO THE FOLLOWING CONDITIONS

1. All packages, cartons or other containers must be plainly marked with the purchase order number.
2. The right is reserved to purchase in the open market and to charge the difference to the Vendor in the event that deliveries are not made at the time specified in the bid and on this order.
3. Whenever a delivery is rejected, the Vendor shall be notified and be given the reason for the rejection. All rejected deliveries shall be held at the Vendor's risk and he shall bear the expense of removal.
4. Acceptance of this order includes acceptance of all terms, prices, delivery, instructions, specifications and conditions stated.
5. The county is not liable for Federal excise tax or state sales tax.
6. Each shipment and/or each purchase order should be covered by separate invoice.

IMPORTANT: INVOICES AND PACKAGES MUST BEAR PURCHASE ORDER NUMBER

VENDOR'S COPY

There is an otherwise unincumbered balance to the credit of the proper appropriation, allotment or fund to meet the expenditure covered by this purchase.

Authorized Signature

APPROVED:

Purchasing Agent

Frontline Education Renewal Notice

Attn: Washington County School District

Thank you for your continued partnership with Frontline Education. We remain focused on providing you with industry-leading solutions and technology for K-12. As part of the ongoing investment in your solutions, our Learning Center continues to be enhanced to provide access to articles with answers to routine questions 24/7. This includes the ability to create a support request.


Below you will find information about the renewal of your subscription(s) that renew on 7/01/2022. Once you have reviewed the pricing for your upcoming subscription you can either:

- Use this [link](#) to confirm the renewal of your subscriptions, or
- If you have questions, please reach out to your Client Success Manager to discuss your discuss or request information about our multi-year contract options.

Description	Start Date	End Date	Qty	Rate	Amount
Absence & Substitute Management, unlimited usage for internal employees	7/01/2022	6/30/2023	1	\$26,291.39	\$26,291.39
Total					\$26,291.39

Please use this [link](#) to indicate that you intend to renew your subscriptions and request your invoice if needed.

Need assistance? You can reach us by calling Laurie Menter at 314-665-2510 or by emailing us at renewals@frontlineed.com.



Laura Hughes
Director, Client Retention and Renewals

PURCHASING DEPARTMENT
WASHINGTON COUNTY BOARD OF EDUCATION

Purchase Order **No 5272**

Date Issued **2/10/2022**

Appropriation No. **71300 730**

Dept. **CTE**

School **DCHS**

PURCHASE ORDER

TO **Gov. Connect**

NOTICE TO VENDOR

1. Purchase order **MUST** bear two signatures in order to be valid.
2. Purchase order number **MUST** appear on all invoices submitted for payment.
3. Mail **TWO** copies of your invoice promptly to:

Washington County Board of Education
 405 West College Street
 Jonesborough, TN 37659
 Telephone (423) 753-1105

Deliver to **David Crockett**
 Address **Attn: Mark Good**
 Via

Articles on this order must be charged to account of

ARTICLES OR SERVICES	CODE	QUANTITY & UNIT	UNIT PRICE	TOTAL
(Unless otherwise stated all prices F.O.B. Destination) Please see attached quote - * State contract NJPA		25		
GRAND TOTAL - INCLUDING ALL ATTACHED PAGES				\$18,618.75 <i>OGM/C</i>

SUBJECT TO THE FOLLOWING CONDITIONS

1. All packages, cartons or other containers must be plainly marked with the purchase order number.
2. The right is reserved to purchase in the open market and to charge the difference to the Vendor in the event that deliveries are not made at the time specified in the bid and on this order.
3. Whenever a delivery is rejected, the Vendor shall be notified and be given the reason for the rejection. All rejected deliveries shall be held at the Vendor's risk and he shall bear the expense of removal.
4. Acceptance of this order includes acceptance of all terms, prices, delivery, instructions, specifications and conditions stated.
5. The county is not liable for Federal excise tax or state sales tax.
6. Each shipment and/or each purchase order should be covered by separate invoice.

IMPORTANT: INVOICES AND PACKAGES MUST BEAR PURCHASE ORDER NUMBER

VENDOR'S COPY

There is an otherwise unincumbered balance to the credit of the proper appropriation, allotment or fund to meet the expenditure covered by this purchase.

Authorized Signature

APPROVED:

Purchasing Agent

SALES QUOTE

GovConnection, Inc.
732 Milford Road
Merrimack, NH 03054

Account Executive: Jamie Stoltze
Phone: (800) 800-0019 ext. 75520
Fax: 603-683-0882
Email: jamie.stoltze@connection.com

25308881.01

PLEASE REFER TO THE ABOVE
QUOTE # WHEN ORDERING

Date: 2/5/2022
Valid Through: 3/7/2022
Account #: 1855661

Account Manager:
Phone:
Fax:
Email:

Customer Contact: Jeana Money
Email: moneyj@wcde.org

Phone: (423) 753-1100
Fax:

QUOTE PROVIDED TO: AB#: 1855661 WASHINGTON COUNTY BOARD OF EDUCATION ACCOUNTS PAYABLE 405 WEST COLLEGE STREET JONESBOROUGH, TN 37659 (423) 753-1105	SHIP TO: AB#: 12352776 WASHINGTON COUNTY BOARD OF 405 W COLLEGE ST JONESBOROUGH, TN 37659 (423) 753-1100
--	--

DELIVERY	FOB	SHIP VIA	SHIP WEIGHT	TERMS	CONTRACT ID#
5-30 Days A/R/O	Destination	UPS Ground Commercial	164.00 lbs	Net 30	R210402

Important Notice: — THIS QUOTATION IS SUBJECT TO THE FOLLOWING Terms of Sale: All purchases from GovConnection, Inc. are subject to the Terms and Conditions of our OMNIA Partners/Region 4 ESC Contract # R210402. Any Order accepted by GovConnection for the items included in this Quotation is expressly limited to those Terms and Conditions; any other terms and conditions referenced or appearing in your Purchase Order are considered null and void. No other terms and conditions shall apply without the written consent of GovConnection, Inc. Please refer to our Quote Number in your order.

* Line #	Qty	Item #	Mfg. Part #	Description	Mfg.	Price	Ext	
1	25	41277950	4L1Q8UT#ABA	HP 250 G8 Core i5-1135G7 / 16GB / 256GB PCIe / ac / BT / WC / 15.6" FHD / W10P64 / 1 year warranty HPI Notebooks	HPI Notebooks	\$ 744.75	\$ 18,618.75	
Subtotal							\$	18,618.75
Fee							\$	0.00
Shipping and Handling							\$	0.00
Tax							Exempt!	
Total							\$	18,618.75

Requesting BOE approval for P.O. 5333 for the DCHS CTE – Welding program under the below criteria.

141E 71300-730

- Purchase through Holston Gases
 - Powermig 260 (price quotes included)-quantity 3 \$8,898.00
 - Powermax 30 xp Hand System (price quotes included)-quantity 2 \$2,758.00

- Request permission to bid the below items based on the current price estimates (unless they can be purchased through the State Contract, or a BOE approved Purchasing Cooperative Agreement).
 - Invertec \$275 – quantity 6 \$15,600.00
 - Aspect 230 – quantity 3 \$18,360.00
 - Pipefab Ready Pak – quantity 1 \$14,300.00

PURCHASING DEPARTMENT
WASHINGTON COUNTY BOARD OF EDUCATION

Purchase Order **No 5333**

Date Issued **2/17/2022**

Appropriation No. **71300-730**

Dept. **CTE**

School **DCHS - Welding**

PURCHASE ORDER

TO Holston Gases
 1150 Spratum Park Drive
 Gray, TN 37615
 423-477-1434

Deliver to

Address **David Crockett High School**
 Welding Department
 Via **Attn: Jordan Harris**

Articles on this order must be charged to account of

NOTICE TO VENDOR

1. Purchase order **MUST** bear two signatures in order to be valid.
2. Purchase order number **MUST** appear on all invoices submitted for payment.
3. Mail **TWO** copies of your invoice promptly to:

Washington County Board of Education
 405 West College Street
 Jonesborough, TN 37659
 Telephone (423) 753-1105

ARTICLES OR SERVICES	CODE	QUANTITY & UNIT	UNIT PRICE	TOTAL
(Unless otherwise stated all prices F.O.B. Destination)				
Invertec V275	K4868	6	\$2609.00	15,654.00
Powermig 260	K3520	3	\$2966.00	8,898.00
Aspect 230	K4342	3	\$6120.00	18,360.00
Pipefab Ready Pak	K3734	1	\$14,300.00	14,300.00
Powermax 30 XP Hand System	088079	2	\$1379.00	2,758.00
* Price Inquiry Attached				
GRAND TOTAL - INCLUDING ALL ATTACHED PAGES				59,916.00

SUBJECT TO THE FOLLOWING CONDITIONS

1. All packages, cartons or other containers must be plainly marked with the purchase order number.
2. The right is reserved to purchase in the open market and to charge the difference to the Vendor in the event that deliveries are not made at the time specified in the bid and on this order.
3. Whenever a delivery is rejected, the Vendor shall be notified and be given the reason for the rejection. All rejected deliveries shall be held at the Vendor's risk and he shall bear the expense of removal.
4. Acceptance of this order includes acceptance of all terms, prices, delivery, instructions, specifications and conditions stated.
5. The county is not liable for Federal excise tax or state sales tax.
6. Each shipment and/or each purchase order should be covered by separate invoice.

IMPORTANT: INVOICES AND PACKAGES MUST BEAR PURCHASE ORDER NUMBER

VENDOR'S COPY

There is an otherwise unincumbered balance to the credit of the proper appropriation, allotment or fund to meet the expenditure covered by this purchase.

Authorized Signature

APPROVED:

Purchasing Agent



PRICE INQUIRY FORM

VENDOR	DESCRIPTION OF ITEM FOR PRICE COMPARISON	PRICE QUOTED
Firm - <u>Andy</u> <u>oxy</u> Address - _____ Person contacted _____ Date - _____	Invertek v274	\$ 2515.50
Firm - <u>Airgas</u> Address - _____ Person contacted _____ Date - _____	Invertek v274	\$ 2622.45
Firm - <u>Holston</u> <u>Grasses</u> Address - _____ Person contacted _____ Date - _____	Invertek v275	\$ 2600.00

Name of person obtaining inquiry - [Signature]



PRICE INQUIRY FORM

VENDOR	DESCRIPTION OF ITEM FOR PRICE COMPARISON	PRICE QUOTED
Firm - <u>Andy Oxy</u> Address - _____ Person contacted _____ Date - _____	Power mig welder	\$2900.50
Firm - <u>Airgas</u> Address - _____ Person contacted _____ Date - _____	Power mig welder	\$3030.19
Firm - <u>Holston Gases</u> Address - _____ Person contacted _____ Date - _____	Power mig	\$2966.00

Name of person obtaining inquiry - Cyril



PRICE INQUIRY FORM

VENDOR	DESCRIPTION OF ITEM FOR PRICE COMPARISON	PRICE QUOTED
Firm - <u>Andy Stey</u> Address - _____ Person contacted _____ Date - _____	Aspect Tig welder	\$6,100.00
Firm - <u>Airgas</u> Address - _____ Person contacted _____ Date - _____	Aspect Tig welder	\$6358.35
Firm - <u>Halston Crases</u> Address - _____ Person contacted _____ Date - _____	Aspect Tig welder	\$6120.00

Name of person obtaining inquiry - Opinic



PRICE INQUIRY FORM

VENDOR	DESCRIPTION OF ITEM FOR PRICE COMPARISON	PRICE QUOTED
Firm - <u>Andy Sky</u> Address - _____ Person contacted _____ Date - _____	Pipe fab	\$ 14,155.00
Firm - <u>Airgas</u> Address - _____ Person contacted _____ Date - _____	Pipetfab	\$ 14,757.39
Firm - <u>Holston Gases</u> Address - _____ Person contacted _____ Date - _____	Pipetfab	\$ 14,300.00

Name of person obtaining inquiry - Cymk



PRICE INQUIRY FORM

VENDOR	DESCRIPTION OF ITEM FOR PRICE COMPARISON	PRICE QUOTED
Firm - <u>Andy</u> <u>oxy</u> Address - _____ Person contacted _____ Date - _____	<u>Hypertherm</u>	\$ 1752.50
Firm - <u>Airgas</u> Address - _____ Person contacted _____ Date - _____	<u>Hypertherm</u>	\$ 1379.00 \$ 1524.27
Firm - <u>Holston</u> <u>Gases</u> Address - _____ Person contacted _____ Date - _____	<u>Hypertherm</u>	\$ 1379.00

Name of person obtaining inquiry - Cyril



AIRGAS USA, LLC
 445 INDUSTRY DR
 KINGSPORT TN 37660-3517
 T: 423-246-6178
 F: 423-246-1641

QUOTATION

YOU CAN PLACE THIS ORDER
 ON WWW.AIRGAS.COM

Quote For: 1773313
 DAVID CROCKETT HIGH SCHOOL
 WELDING DEPT
 684 OLD STATE ROUTE 34
 JONESBOROUGH TN 37659-6096
 T: 423-753-1150

Sold To: 1863357
 ATTN AP
 WASHINGTON CO BD OF ED
 405 W COLLEGE ST
 JONESBOROUGH TN 37659-1009
 T: 423-753-1150

Quote Number	2010564118
Quote Date	02/02/2022
Prepared By	Jeff Widener
Contact Phone	+1 276-669-3161
Account Manager	GARY KILLEBREW
Total Access Rep	NSTA NSTA
PO Number	
Release Number	
Ordered By	gary.killebrew@airgas.com

Item	Material/Description	Plant	Order Qty	UM	Vol/Wt	UM	Unit Price	UM	Ext Price
10	LINGENERIC LINCOLN ELECTRIC CO K4868-1 Invertec® V276 (Tweco) 208/230/380/415/460/575/1/3/50/60	S200	6	EA			2,622.45	EA	15,734.70
20	LINGENERIC LINCOLN ELECTRIC CO K3520-1 POWER MIG® 260 MIG Welder 208/230/460/575/1/60	S200	3	EA			3,030.19	EA	9,090.57
50	LINGENERIC LINCOLN ELECTRIC CO K3734-1 PIPEFABTM Ready-Pak® 200/208/220/230/380/400/415/460/575 / 3 / 50	S200	1	EA			14,757.39	EA	14,757.39
60	LINGENERIC LINCOLN ELECTRIC CO K4342-1 Aspect 230 AC/DC Water Cooled One-Pak 120/1/50/60-460/1/3/50/60	S200	3	EA			6,358.35	EA	19,075.05
70	HYPGENERIC HYPERTHERM INC HYP088097 PLSM CTNG SYS PMX30 AIR HND SYS 15' LEAD	S200	2	EA			1,524.47	EA	3,048.94

Incoterms	Freight Paid by Vendor
Shipping Method	Best Way
Payment Terms	NET 30

Quote Amount	61,706.65
Sales Tax	0.00
Quote Total	61,706.65

PLEASE REFER TO THIS QUOTATION WHEN ORDERING.
 TERMS AND PRODUCT PRICING ARE VALID UNTIL 02/08/2022
 SURCHARGES, TAXES & FREIGHT MAY NOT BE INCLUDED OR MAY CHANGE AT TIME OF BILLING.

Airgas reserves the right to decline or cancel any order at any time prior to shipment. For more information about returns and cancellations, please visit us online at Airgas.com/terms-of-sale.

Comments :



jonesborough@andyoxy.com



Compose

Mail

Inbox

Starred

Snoozed

Sent

Drafts

Kudos

SAVE

More

Chat

Spaces

Meet

Eric Eggert, Store Manager

Andy Oxy Co., Inc

702 W. Jackson Blvd.

Jonesborough, TN 37659

Store: 423-753-2639 Cell : 423-218-5883

jonesborough@andyoxy.com

From: Jordan Harris [<mailto:harrisj@wcde.org>]

Sent: Tuesday, February 08, 2022 4:16 PM

To: jonesborough@andyoxy.com

Subject: Fwd: DCHS Lincoln quote

25

4

Jordan Harris here. New welding instructor at David Crockett HS.
I'd like a quote on the following 15 machines:

x6.....K4868-1 (Invertec V276 tweco)[\$2515.50 IN STOCK

x3.....K3520-1 (PowerMIG 260 mig welder)\$2906.50.4-6 WEEKS

x3.....K4342 (Aspect 230 ac/dc water cooled one pak)\$6,100.00 4-6 WEEKS

x1.....K3734-1 (Pipefab ready pak)[\$14,155 4-6 WEEKS

x2.....HYP088097 (Hypertherm Max30)\$ 1752.50

Jordan Harris

"Aut inveniam viam aut faciam"

David Crockett
Welding Shop

SHOP INVENTORY: machines

1. SMAW.....8
2. MIG2
3. TIG2.5
4. Plasma1.5
5. Oxy Acetylene Cutting Rig....2
6. Carbon Arc Gouging.....0
7. Shear.....1
8. Drill Press.....2
9. Bench Grinder.....2
10. Compressor.....1
11. Electrode Oven.....1

SHOP DEFICIENCIES: machines

1. Welding Booths in disrepair. **Blocks are loose, holes, disrepair Work order submitted.**
2. *****Ventilation system inspection/filters? Noise (decibels) parts per million particles. Work order submitted.**
3. X2 machines tied directly into wall breaker units. **Needs separate plugs. 220 Work order submitted.**
4. Toolroom outlets do not work. **110 Work order submitted.**
5. Toolroom faucet needs new handle. **Work order submitted. Completed**
6. "Red Switch" breakers: Can they be boxed in/ put in an actual breaker instead? **Shuts off rigs, computers and drivers ed overhead lights. Work order submitted. completed**
7. Need new welding blinds **Need quote**
8. Shear maintenance needed **New one needed.**
9. Drill press table inoperable. **New one needed.**
10. Green welder/ strange humming noise **New one needed**
11. Need shop heaters replaced or fixed.**Work order submitted.**

SHOP NEEDS: materials

***These items will also be mandatory for the NESTCC dual enrollment courses. Mr. Jordan is now adjunct faculty with NESTCC. Potential 3 AWS (American Welding Society) (2, 3 and 4 F weld joints) industry credentials and 9 dual enrollment credits.

1. Replacement stinger inserts x8 (\$20)
2. Downdraft Tables x4 (\$200 - 2000)
3. Automatic darkening hoods x20 (\$60 - 120)
4. New TIG leads x2 (150)
5. New MIG leads x2 (200)
6. No complete tools kits x2 (150)
7. No working toolboxes x2 (500)
8. No quality control materials (1600)
9. No FCAW Machine conversion kits (400)
10. Multipurpose machines (1,500 - 3,000) **This is a priority**

CLASSROOM NEEDS: materials

1. No blueprinting/ drafting kits (**\$25.00 x 30**) **Quote submitted.**
2. No layout measurement equipment (**\$100.00/set x 10**)
 - a. Tape measure **Quote submitted.**
 - b. Machinist square **Quote submitted.**
 - c. Torpedo level **Quote submitted.**
 - d. Center pipe level **Quote submitted.**
 - e. Clamps **Quote submitted.**
3. Missing hand tools (**10 each , hammers, pry bars channel locks**) **Quote submitted.**
4. No mechanical/ electro displays (**Multimeters, mechatronics kit**)

HOW DEFICIENCIES AND NEEDS IMPACTS CLASS: standards

1. *Principles of Manufacturing*
 - a. *Standard 12 a,b,c,d,e,f,g,h,i,j (measuring tools)*
 - b. *Standard 23 a,b,c,d,e,f,g,h,i (shop hand tools)*
 - c. *Standard 34 c,d,e,f (Carbon arc gouging, sawing, shearing, punching)*
 - d. *Not Covered: Machining technologies, Mechatronics, Industrial maintenance technology*

2. *Introduction to Welding*
 - a. *Standard 5 (isometric, orthographic, blueprinting)*
 - b. *Standard 13 (Quality control, testing)*
 - c. *Standard 21 (FCAW)*

3. *Advanced Welding*
 - a. *Standard 3 (MIG machines x2 only)*
 - b. *Standard 5 (TIG machines x2 only)*
 - c. *Standard 6 (FCAW)*
 - d. *Standard 10 (TIG)*
 - e. *Standard 15 (Non destructive testing)*
 - f. *Standard 16 (Cannot perform side bend test)*

4. *Pipefitting.....will not be able to teach as dual enrollment with current inventory.*

CONCERNS:

1. Status of ventilation system as regards student health. **Priority !!!!!!!**
2. Ability to adhere to state standards.
3. Ability to teach dual enrollment courses. **? Dual enrollment with NESTCC**
4. Budget for materials?
5. Airgas budget?
6. Possibility of grants (**Perkins Reserve Grant**) for purchases?
7. Selling of machines and scrap to fund?
 - a. 3000 last year between scrap and machines...that went back to WCDE....
 - b. Cost of scrap
 - i. 200.T Carbon steel
 - ii. 3.38 lb copper
 - iii. 1 lb SS
 - iv. .80 lb aluminum
8. How can I be proactive to help? **Get the quotes**
9. Machines are not standardized. **Working on getting new machine.**
 - a. Machines have been cannibalized for parts.
10. I am not confident in maintaining machines.
11. Recommended class size for welding is 15. **State maximum is 25**

TN All Core Grant Summary

Funding for tutoring, classroom supplies, and curriculum support

- Tutoring support to students
 - 13 Educational Assistants (Math and ELA focused) at \$20.00 per hour out of 142E 72210-189-930
- Classroom supplies and curriculum support to support ELA/Reading tutoring
 - 142E 72210-429-930 \$92,083.08
 - 142E 72210-499-930 \$100,460.11
 - mClass and Dibels support
 - Amplify reading
 - Digital Platform

Perkins Basic Grant Summary

To support the students and curriculum of the CTE Programs

- CTE Coordinators stipends annually at each high school \$1,800.00 plus fixed costs
 - 142E 71300-189-800
- Industry Certification Curriculum-Career exploration and career development for \$36,369.77
 - 142E 71300-429-800
- Other Industry Certifications for \$13,760.00
 - 142E 71300-499-800
- CTE Equipment – Brick engraver, washer and dryer, automatic transmission simulator, 3D printer for metals, CNC Plasma Cutter, Wire EDM, Epson Direct Printer, Waycom Drawing tablets, Styling stations, hospital beds all totaling \$70,546.05
 - 142E 71300-730-800





02 OIL
DANGER
WAYNE INC.

Vertical Lathe Machine
Wayne Inc.



DEWALT

WARNING
KEEP HANDS AWAY FROM CUTTER HEAD

2
FOR USE WITH 18V MAX BATTERY PACKS
FOR USE WITH 18V MAX LITHIUM-ION BATTERY PACKS

3 KNIFE CUTTER HEAD

DEWALT

DELTA



ALWAYS ALWAYS TENSE PROPERLY BEFORE USE.
CLAMP SMALL PIECES BEFORE CUTTING. SEE MANUAL.
AVERTISSEMENT: TENSEZ BIEN LES PIÈCES PETITES AVANT DE UTILISER LA
SCIE. POUR LES PIÈCES PETITES, CLAMPÉZ-LES AVANT D'UTILISER LA SCIE.
CONSULTEZ LE MANUEL.
TENSEZ BIEN LES PIÈCES PETITES AVANT D'UTILISER LA SCIE.
CONSULTEZ LE MANUEL.

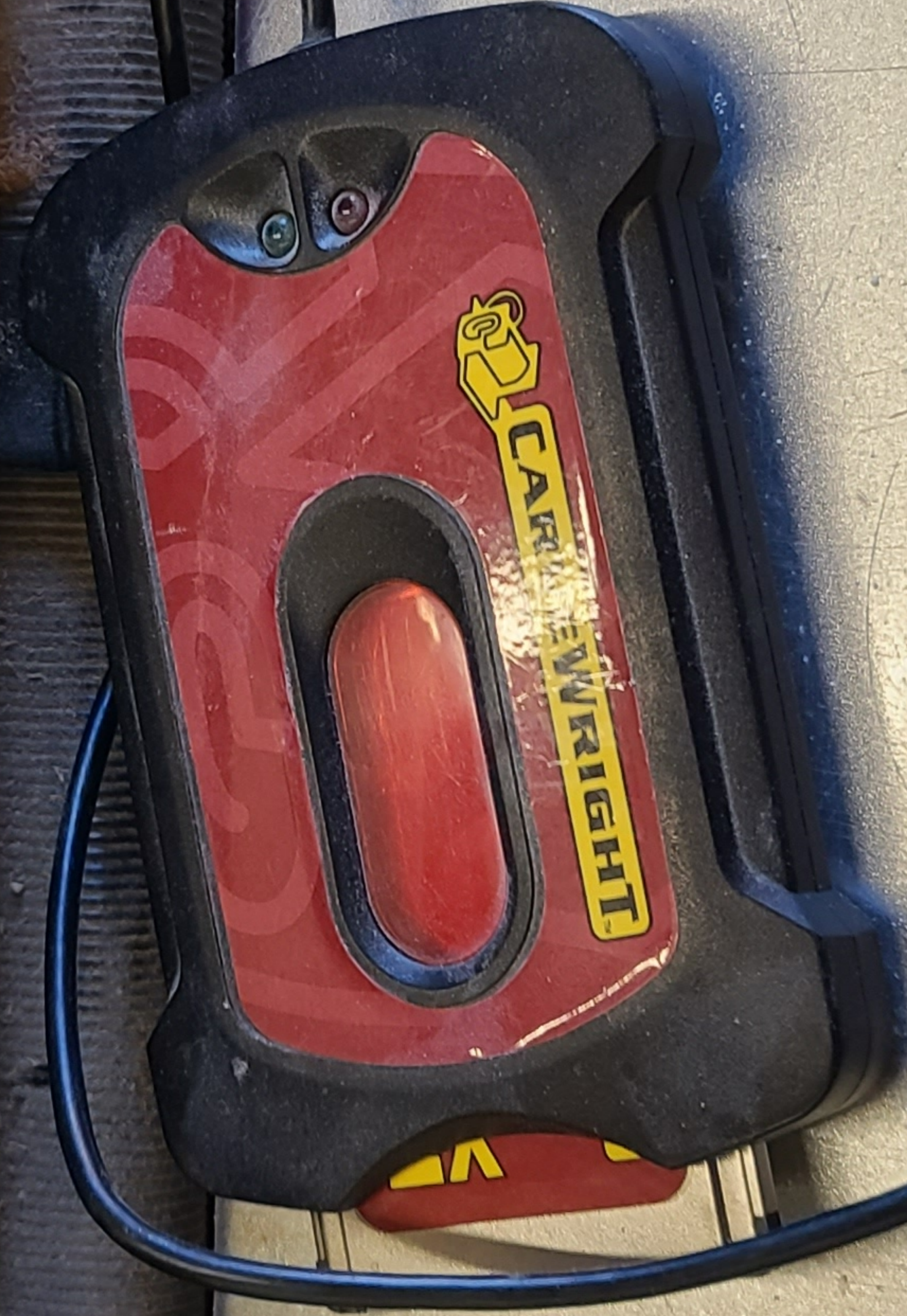
AVERTISSEMENT Pour les coupes de 90 degrés, utilisez la
gauche de la scie pour les mesures de la longueur de la coupe. Pour les
coupes de 45 degrés, utilisez la droite de la scie pour les mesures de la
longueur de la coupe. Pour les coupes de 30 degrés, utilisez la droite de la
scie pour les mesures de la longueur de la coupe. Pour les coupes de 15
degrés, utilisez la droite de la scie pour les mesures de la longueur de la
coupe. Pour les coupes de 0 degré, utilisez la droite de la scie pour les
mesures de la longueur de la coupe. Pour les coupes de 15 degrés, utilisez
la droite de la scie pour les mesures de la longueur de la coupe. Pour les
coupes de 30 degrés, utilisez la droite de la scie pour les mesures de la
longueur de la coupe. Pour les coupes de 45 degrés, utilisez la droite de la
scie pour les mesures de la longueur de la coupe. Pour les coupes de 90
degrés, utilisez la gauche de la scie pour les mesures de la longueur de la
coupe.

50 45 30 20 15

DEWALT

⚠ WARNINGS ⚠

1. Read and understand the instruction manual before operating the machine
2. Always wear eye and hearing protection
3. Keep hands away from moving parts during operation
4. Do not impede workpiece feed or flexshaft movement
5. Make sure that the cutting head has come to a complete stop before lifting cover
6. Insure that the guards are in place and in working order before operating
7. Insure that the bits are held firmly in bit adapter
8. Do not expose to rain or operate in damp environment





Rockwell Drill Press-Speed Selector Broken



Carveright router-Router is obsolete but is in working condition



Dewalt 13" planer with stand-Planer has broken drive chain



Rockwell vertical bandsaw-Bandsaw needs minor repair to drive pulley; Band welder on side does not work; Saw has been replaced with newer and smaller model



Dewalt 12 compound miter saw



Document Folder - obsolete



Booklet binder - obsolete





Mr. Jerry S. Boyd
Superintendent

405 W. College St.
Jonesborough, TN 37659
Phone (423) 753-1100

**RESOLUTION OF THE WASHINGTON COUNTY BOARD OF EDUCATION
REQUESTING NO LEGISLATIVE ACTION ON HB2833/SB2168**

WHEREAS, HB2833 and SB2168 have been filed for introduction in the current Tennessee legislative session and include various changes and additions to laws concerning charter schools; and

WHEREAS, said changes include (1) reducing timelines for review and approval of charter school applications from 90 to 75 days, (2) adding a provision for charter schools to choose to use a school building that is at or below 50% LEA usage, (3) funding changes related to facilities use, and other provisions reducing local LEA decision-making; and

WHEREAS, (1) the current review time for charter school applications already demands prompt attention in order to complete an appropriate review, (2) school buildings are not designed for common areas such as offices, gymnasiums, libraries, hallways, etc. to have two separate schools with two administrations applying different rules and schedules, and the proposed legislation does not anticipate growth in an LEA's enrollment demand, and (3) any funding change proposals are not timely given the anticipated proposals for replacement of the BEP funding formula; and

WHEREAS, the proposed legislation reduces local decision-making on issues that are best made by local elected bodies with knowledge of local conditions.

NOW, THEREFORE, BE IT RESOLVED, that the Washington County Board of Education urges the General Assembly and any committees or subcommittees considering HB2833 and SB2168 to take no action advancing said proposed legislation.

Jason Day, Chair

Mike Masters, Vice-Chair

Mary Beth Dellinger

Whitney Riddle

David Hammond

Keith Ervin

Chad Fleenor

Mitch Meredith

Annette Buchanan

Date

Board of Directors

Annette Buchanan
Jason Day
Mary Beth Dellinger

Keith Ervin
Chad Fleenor
David Hammond

Mike Masters
Mitch Meredith
Whitney Riddle