

**WASHINGTON COUNTY  
BOARD OF EDUCATION**

**December 2, 2021**

**5:00 PM**

**Central Office**

- I. CALL TO ORDER**
- II. CONSIDERATION OF MEETING AGENDA**
- III. Dana Jones - Washington County Election Commission**
- IV. APPROVAL OF MEETING MINUTES**
  - A. November 4, 2021**
  - B. November 23, 2021 Workshop**
- V. ANNOUNCEMENTS**
  - A. QUEST Grant Awards delivered to recipients - December 8, 2021**
  - B. County Commission Meeting - December 13, 2021**
  - C. Signing of MOU with TCAT of Elizabethton - December 16, 2021; 11:00 a.m.; Central Office**
  - D. Christmas Break - December 17, 2021 (Abbreviated Day); Students return January 4, 2022  
District Offices Closed - December 23, 24, 30, 31, 2021**
  - E. No Workshop for January 6, 2022 Board Meeting; Agenda deadline December 29, 2021**
- VI. SUPERINTENDENT'S REPORT**
  - A. We Are Washington County**
  - B. Enrollment Update**
  - C. Field Trips Report**
  - D. Maintenance Report**
  - E. Monthly Financials**
  - F. Personnel Report**
  - G. Grants Report**
  - H. Other**
- VII. CONSIDERATION OF CONSENT AGENDA**
  - A. Payments**
    - 1. Payment approval for road project at David Crockett High; Line Item 141E-72620-499; \$4,634.80**
  - B. Purchases**
    - 1. Textbook purchases for CTE Programs from SAVVAS (NCCER carpentry, NCCER core, NCCER electrical, NCCER HVAC) \$17,197.31; Line Item 141E-71300-429; General Fund**

2. **Purchase of Elkay Bottle Filling Stations; purchased through Omni, Contract #f17-21, funded by ESSER 2.0; \$50,811.30; Purchase Order 34248; Line item 142E72610-720-934**
  3. **Approval of Additional Purchase Orders \$10,000 and over, as submitted**
  4. **Consider approval of the purchase and installation of the basketball goals in the gyms at Daniel Boone High School and David Crockett High School from Toadvine Enterprises (Fisherville Kentucky) via the Sourcewell Cooperative Purchasing contract #071819 not to exceed \$130,000.00 from Washington County Educational Capital Funds as reflected in the approved 5-year Educational Capital Fund spending plan.**
- C. **Contracts/Agreements**
1. **Copier Lease for Jonesborough Middle School with RJ Young (5 years): Canon DX 6860i and C5540i**
- D. **Federal Dispositions**
- VIII. **DISCUSSIONS/PRESENTATIONS**
- A. **Repayment of Rural School Debt**
  - B. **Enter into an agreement with TCI Group for the sale of Boones Creek Middle School property**
  - C. **Enter into an agreement with Lewis Group Architects (Knoxville,TN) for the development of an Long Range Facilities Study**
- IX. **ADJOURNMENT**

# WASHINGTON COUNTY BOARD OF EDUCATION

**November 4, 2021; 5:30 PM; Board Room of the Central Office**

Those present were Chairman Jason Day, Mary Beth Dellinger, Whitney Riddle, David Hammond, Keith Ervin, Chad Fleenor, Mitch Meredith, and Annette Buchanan. Mike Masters was absent.

## **I. CALL TO ORDER**

Chairman Day called the meeting to order. Following a moment of silence.....led the pledge to the flag.

## **II. Recognition of School System Retirees from 2019-2020 and 2020-2021**

Superintendent Jerry Boyd presented the retirees, who were present, with an award honoring their years of service. Mr. Boyd read aloud the names of all retirees.

## **III. CONSIDERATION OF MEETING AGENDA**

Chad Fleenor moved for approval of the meeting agenda with addition of COVID protocol and Purchase Order 34224 under the consent agenda. Annette Buchanan seconded the motion, which carried on roll call vote:

Mike Masters: absent  
Whitney Riddle: yes  
Keith Ervin: yes  
Annette Buchanan: yes  
Jason Day: yes  
Mary Beth Dellinger: yes  
Chad Fleenor: yes  
David Hammond: yes  
Mitch Meredith: yes

## **IV. APPROVAL OF MEETING MINUTES**

### **A. September 30, 2021**

### **B. October 21, 2021 - Called Meeting**

### **C. October 26, 2021 – Workshop**

David Hammond moved for approval of the meeting minutes as presented. Whitney Riddle seconded the motion, which carried on roll call vote:

Mike Masters: absent  
Whitney Riddle: yes  
Keith Ervin: yes  
Annette Buchanan: yes  
Jason Day: yes  
Mary Beth Dellinger: yes  
Chad Fleenor: yes  
David Hammond: yes  
Mitch Meredith: yes

## **V. ANNOUNCEMENTS**

**A. Tennessee School Boards Association 2021 Annual Convention  
November 18-21, 2021**

**B. School Visits:  
November 8, 2021 - Lamar Elementary and South Central Elementary**

**C. New Jonesborough Elementary School Groundbreaking Ceremony  
November 9, 2021; 4:00 p.m.; 720 North Cherokee Street, Jonesborough**

**D. County Commission Meeting - November 22, 2021; 6:00 p.m.**

**E. Board Workshop - November 23, 2021; 5:00 p.m.**

**F. Thanksgiving Break - November 24 - 26, 2021**

## **VI. SUPERINTENDENT'S REPORT**

**A. System News - Student Board Member, Christina Yan**

Ms. Yan provided a PowerPoint highlighting student events and accomplishments.

**B. Enrollment Update**

**C. Field Trips Report**

**D. Maintenance Report**

**E. Monthly Financials for the month of September 2021 (General Fund, Federal Fund,  
School Nutrition Fund)**

**F. Personnel Report**

**G. Grants Report**

**H. Other**

## **VII. CONSIDERATION OF CONSENT AGENDA**

Whitney Riddle moved for approval of the consent agenda. David Hammond seconded the motion, which carried on roll call vote:

Mike Masters: absent

Whitney Riddle: yes

Keith Ervin: yes

Annette Buchanan: yes

Jason Day: yes

Mary Beth Dellinger: yes

Chad Fleenor: yes

David Hammond: yes

Mitch Meredith: yes

## **A. Approval of Purchase Orders**

### **1. PO 4501 - DEMCO**

**\$45,861.82; Line Item 141E72620701; Reimbursed by Niswonger Grant  
Purchased through BuyBoard Contract #573-18  
Ridgeview Elementary; Purchase of MooreCo Hieracy Flipz Stools**

### **2. PO 4502 - Worthington Direct**

**\$26,200.70; Line Item 141E72620701; Reimbursed by Niswonger Grant  
Purchased through BuyBoard Contract #573-19  
Lamar Elementary; Purchase of classroom chairs, stools, tables**

### **3. PO 34198 - Staples**

**\$98,990.00; Line Item 142E71100-429-937; funded by ESSER 3.0  
Purchase of TI-84 Calculators**

### **4. PO 4513 - Ford of Murfreesboro**

**\$65,974.00; Line Item 141E72710729; Transportation  
Purchased through State Contract 000072320  
Purchase of 2, 2022 Ford Transit 250 Cargo Vans**

### **5. PO 5959 - Lakeshore Learning**

**\$11,031.72; Line Item 145E-091 General Fund; Reimbursed by Niswonger Rural  
Grant  
West View; Purchase of Flexible Seating Desks**

### **6. Purchase Orders \$10,000 and over, as submitted**

**Line Item 142 - Federal Projects; Funded by ESSER 1.0, 2.0, 3.0**

### **7. PO 34224 – Math Teachers Press, Inc.**

**\$12,675.08; Line Item 71200-429(934); funded by ESSER 2.0  
Special Education Department; Purchase of Math instructional materials**

## **B. Bids/Quotes/RFP's**

**1. Approval for development and release of an RFQ to obtain architect services to  
create a master plan for athletic facility renovations for Daniel Boone High & David  
Crockett High**

## **C. Out of State/Overnight Field Trip Request**

### **1. David Crockett High:**

**Boys' Basketball: 12/26/21-12/31/21-Tournament in Pensacola,FL**

**Boys' Soccer: 3/25/22-4/3/22-Tournaments:Gatlinburg,TN and Foley, AL**

**Girls' Basketball: 12/27/21-12/31/21-Tournament in Charleston,SC**

**Baseball: 3/31/22-4/2/22-Tournament in Murfreesboro,TN**

**Baseball:4/14/22-4/16/22-Tournament in Knoxville, TN**

**Cross Country: 11/3/21-11/4/21-TSSAA State Meet in Hendersonville,TN**

**Cross Country: 11/26/21-11/27/21-Eastbay South Cross County Championships-  
Charlotte,NC**

### **2. Daniel Boone High:**

**Reflections; All-East Honor's Choir; November 18-20, 2021; Maryville College**

**D. Contracts/Agreements**

**1. Approval for Energy Systems Group to complete HVAC Upgrades at Daniel Boone High & David Crockett High**

**Line Item 142E-76100-707-937; Funded with ESSER 3.0**

**2. Boones Creek Elementary Playground Project; Great Southern Recreation (\$299,905.99)**

**Line Item 142E-76100-799-934; Purchased through Omnia Partners contract #R170304**

**Funded by ESSER 2.0**

**E. Acceptance of FY21 School Activity Report**

**F. Approval of Updated Education Capital Projects Plan for FY2022-FY2026**

**G. JOB DESCRIPTIONS**

**1. Social Worker Job Description**

**2. Career Coach Job Description**

**H. LEA Compliance Report**

**I. 2021-2022 Board Committees**

**VIII. DISCUSSIONS/PRESENTATIONS**

**A. Review of RFQ and consideration of a realtor for the sale of Boones Creek Middle Property**

Superintendent Boyd said only one proposal was received, TCI Group.

Mr. Fleenor suggested the Board consider with the assistance of Board Attorney, Scott Bennett.

Mr. Meredith said selling such property is different than selling a residential home. He advised someone would need to manage and market the sale.

Mr. Fleenor requested the topic be postponed until the next workshop.

**B. Consider approval to enter into an agreement with Baseline Sports Construction (Knoxville, Tennessee) for the turnkey installation of Shaw Sports Turf at Daniel Boone High School and David Crockett High School per Sourcewell Contract #060518-SII, funded by County Education Capital Funds.**

Superintendent Boyd presented estimates for turf at the high schools: 1) DBHS to turf the playing area only \$633,004.00; entire area inside the track \$807,413.00; 2) DCHS to turf the playing area only \$643,762.00; entire area inside the track \$822,190.00.

Superintendent Boyd introduced Will Ferguson, Baseline Sports Construction. Mr. Ferguson was present to answer questions.

Mr. Ervin asked the reason the cost is more for David Crockett High. Mr. Ferguson explained the proximity of the quarry to David Crockett High increases the cost.

Mr. Day shared concern of the project being completed for \$1.5 million as established for the project.

Mr. Ferguson said the cost would be over \$1.6 million.

Mr. Meredith suggested Mr. Boyd to contact the County Highway Department on getting the gravel to perhaps offset the cost.

Mr. Ferguson offered an alternative to cut cost would be to not turf the entire area, only the field and one end zone.

Mr. Ferguson said there were not any catch basins located on the field at Daniel Boone High.

Mr. Boyd will work with Mr. Patrick regarding a solution.

Chad Fleenor moved for approval of Baseline Sports Construction for installation of turf in the complete area inside of the track at both Daniel Boone High and David Crockett High; not exceeding \$1.65 million. Annette Buchanan seconded the motion, which carried on roll call vote:

Mike Masters: absent

Whitney Riddle: yes

Keith Ervin: yes

Annette Buchanan: yes

Jason Day: yes

Mary Beth Dellinger: yes

Chad Fleenor: yes

David Hammond: yes

Mitch Meredith: yes

### **C. Resolution Opposing Partisan Elections of School Board Members**

The Board reviewed a resolution opposing the partisan election of School Board Members.

Mitch Meredith moved to adopt the resolution as presented and send to local representatives.

Annette Buchanan seconded the motion, which carried on roll call vote:

Mike Masters: absent

Whitney Riddle: yes

Keith Ervin: yes

Annette Buchanan: yes

Jason Day: yes

Mary Beth Dellinger: yes

Chad Fleenor: yes

David Hammond: yes

Mitch Meredith: yes

## **IX. Policy**

**A. 1.404 Budget Committee (Delete)**

**B. 1.405 Policy Committee (Delete)**

**C. 1.406 Long Range Planning Committee (Delete)**

**D. 1.407 Special Projects Committee (Delete)**

Chad Fleenor moved for deletion of policies 1.404, 1.405, 1.406, and 1.407. Mary Beth Dellinger seconded the motion, which carried on roll call vote:

Mike Masters: absent  
Whitney Riddle: yes  
Keith Ervin: yes  
Annette Buchanan: yes  
Jason Day: yes  
Mary Beth Dellinger: yes  
Chad Fleenor: yes  
David Hammond: yes  
Mitch Meredith: yes

#### **E. 1.409 Board Committees (First Reading)**

#### **F. 6.200 Attendance (First Reading)**

Chad Fleenor moved to waive first reading and approve policies 1.409 and 6.200 on second and final reading. Mary Beth Dellinger seconded the motion, which carried on roll call vote:

Mike Masters: absent  
Whitney Riddle: yes  
Keith Ervin: yes  
Annette Buchanan: yes  
Jason Day: yes  
Mary Beth Dellinger: yes  
Chad Fleenor: yes  
David Hammond: yes  
Mitch Meredith: yes

#### **X. WCEA Representative: Appreciation for school visits and efforts to advocate for BEP formula changes.**

Danielle Mitchell thanked the Board members for taking time to do the school visits, showing an interest in what is going on in the schools. Ms. Mitchell encouraged Board members to follow up with emails to teachers. Ms. Mitchell shared how the Board could advocate for BEP formula changes. She emphasized strongly for raising the per pupil expenditure closer to the national average.

#### **XI. COVID Protocols**

Mr. Boyd said a bill was passed restricting School Boards and other entities to require mask wearing. He continued once Governor Lee signs the bill, it becomes law. He added there is a very high threshold of extreme cases in community that would only warrant a mask mandate. He noted the current protocol in the school system would be in conflict of the law.

Chad Fleenor moved - contingent on signing of the bill by Governor Lee restricting mask mandates; the school system become compliant with law; and move forward; allowing Superintendent Boyd to make changes as needed. Annette Buchanan seconded the motion, which carried on roll call vote:

Mike Masters: absent

Whitney Riddle: yes

Keith Ervin: yes

Annette Buchanan: yes

Jason Day: yes

Mary Beth Dellinger: yes

Chad Fleenor: yes

David Hammond: yes

Mitch Meredith: yes

## **XI. ADJOURNMENT**

## Workshop

### WASHINGTON COUNTY BOARD OF EDUCATION

November 23, 2021; 5:00 PM; Central Office

Those present were Chairman Jason Day, Vice-Chair Mike Masters, Mary Beth Dellinger, Whitney Riddle, David Hammond, Keith Ervin, Chad Fleenor, Mitch Meredith, and Annette Buchanan.

#### **I. CALL TO ORDER**

Chairman Day called the meeting to order.

#### **II. ACADEMICS**

No report.

#### **III. BUSINESS/FINANCE**

##### **A. Payment approval for paving at David Crockett High (Line Item 141E-72620-499)**

The Board reviewed an invoice from the Washington County Highway Department, \$4,634.80, for the preparation and rocking of the road leading to the athletic facility at David Crockett High. The Board had approved the project in November 2020 with the stipulation not to exceed \$3,000.00.

##### **B. Textbook purchases for CTE Programs at Daniel Boone High & David Crockett High (NCCER carpentry, NCCER core, NCCER electrical, NCCER HVAC) \$17,197.31. Sarras: Line item: 71300-429; Purchase Order 4841.**

##### **C. Purchase of Elkay Bottle Filling Stations; purchased through Omni, Contract #f17-21, funded by ESSER 2.0; \$50,811.30; Purchase Order 34248; Line Item 142E72610-934.**

##### **D. Copier Lease for Jonesborough Middle School with RJ Young (5 years); Canon DX 68608 and C5540i**

##### **E. Monthly Financials: General, Federal, and School Nutrition Funds for October 2021.**

The Board reviewed the General Fund, Federal Fund, and School Nutrition financials for October 2021.

##### **F. Federal Dispositions**

The Board reviewed list of equipment to be disposed of.

##### **G. Repayment of Rural School Debt**

The Board discussed an option as presented by the County Budget Committee for the Board to make a full one-time payment for the repayment of the rural school debt. It was noted if the Board chose to make one payment the savings would be \$61,000.

#### **IV. OPERATIONS**

##### **A. Maintenance Updates:**

- Reroof at Daniel Boone High is progressing. Approximately 85% complete.

- The awning replacement at Lamar Elementary has not been accepted yet.
- Ionization of all schools near completion.
- Lighting study has been completed by Excel Energy Group. There is a kickoff meeting December 6<sup>th</sup>. Plans at this time are to begin December 27<sup>th</sup>.
- Practice football field at David Crockett High is in process. Some of the dirt from turf installation will be utilized.
- Thomas Weems Architect is working up new cost estimate for installing the stoves purchased for David Crockett High culinary arts department.
- Condemned playground equipment has been removed at Gray Elementary.

Dr. Adams updated the Board an estimate of \$70,000 each to replace the sound boards in Lamar Elementary gym. The sound boards had to be removed due to the bat guano. Mr. Fleenor asked for an acoustic group come access the gym to determine the number of sound boards needed.

Mr. Masters asked who was responsible for maintaining the grass inside of the new Boones Creek Elementary track area.

The Board requested Superintendent Boyd to talk with Mayor Grandy pertaining to Boones Creek (mowing of the area and status to complete the ball fields) and to also get some clarification from Mayor Vest regarding the ball fields that will be at the new Jonesborough School.

### **B. Discussion of next steps for Long-Range Facilities Study**

Superintendent Boyd reported he had check the reference for Lewis Group Architects as requested. He said Dickson County expressed a good working relationship with Lewis Group. It was noted Lewis Group had the lowest cost for services. The Board discussed on determining what scope for the company to do. Chairman Day expressed importance to begin with demographic study. Mr. Riddle agreed and also suggested facilities. Mr. Ervin said zoning will need to be reviewed. The Board agreed to place consideration for an agreement with Lewis Group Architects on the December 2<sup>nd</sup> meeting agenda.

### **C. Plan for Sale of Boones Creek Middle Property**

It was noted only one proposal had been received from an agency to sale the property, TCI Group.

The Board placed consideration for an agreement with TCI Group for the sale of the property with an asking price of \$1.65 million.

### **D. Lighting in theaters at Daniel Boone High & David Crockett High**

Mr. Hammond expressed the need for new production lighting for the theaters, specifically at Daniel Boone High. A new lighting system had been installed and hit by lightning. Mr. Hammond suggested to install one complete system rather than pieces here and there.

The lighting needs will be reviewed.

### **E. Update on RFQ to obtain architect services for development of a Master Plan for the athletic facilities at Daniel Boone High & David Crockett High**

Dr. Adams reported five architect services had been present for the pre-meeting regarding the RFQ for the Athletics Master Plan. He said the RFQ's deadline is Wednesday, December 1.

Ms. Buchanan suggested the RFQ's be sent to the Board, redacting the company name.

The information will be emailed to the Board once received. The Board will revisit at the next workshop.

## **V. STUDENT SUPPORTS**

No report.

## **VI. SUPERINTENDENT**

Mr. Fleenor expressed the need for an SRO to be present at all middle school games.

### **A. Minutes of November 4, 2021**

**B. Presenting at The National Superintendent Forum in San Antonio, Texas; December 5 - 7, 2021. As an invited presenter, the accommodations are provided at no cost to the Board.**

## **VII. ADJOURNMENT**

SCHOOL	DATE	EVENT	LOCATION	OPPONENT	TIME
December Calendar District	17-Dec-21	Abbreviated Day - End of 1st Semester & 2nd Nine Weeks			
	20 -31 December 2021	Winter Break			
	3-Jan-21	Inservice - No Students			
	4-Jan-21	2nd Semester Begins - Students Return			
	17-Jan-21	Martin Luther King Holiday - Schools and CO Closed			
		<b>*Middle School Basketball*</b>			
		*JV Girls start at 5PM - JV Boys Immediately After			
		Varsity Girls start at 6:15PM - Varsity Boys Immediately After			
		Unless Otherwise Noted*			
Asbury					
Boones Creek Elementary	2-Dec-21	JV Girls and Boys/Varsity Girls and Boys Basketball	Away	Sulphur Springs	5PM
	6-Dec-21	Varsity Girls and Boys Basketball	Away	Surgoinsville	5PM
	7-Dec-21	Beta Club Meeting			
	9-Dec-21	JV Girls and Boys/Varsity Girls and Boys Basketball	Home		5PM
		Student Council Meeting			7:45AM
		Band Concert at DBHS			
		Beginner Band			6:30PM
		Advanced Band (7th & 8th)			7PM
	14-Dec-21	PTO Meeting - 4th Grade PTO Show			6PM
	14-16 December 2021	EPIC Field Trips			
	16-Dec-21	Pre-K Movie Day			

Fall Branch Elementary					
Grandview Elementary					
Gray Elementary	6-Dec-21	Holiday Hooves - Wear your favorite holiday socks			
	7-Dec-21	Tree Topper Day - Wear your favorite holiday hat, etc			
	8-Dec-21	Dreaming of a Snow Day - Wear white or dress like a snowman			
	9-Dec-21	Candy Cane Day - Dress in red and white			
	10-Dec-21	Frozen Friday - Wear your favorite flannel shirt			
	13-Dec-21	Holiday Vacation - Wear tropical shirt, sunglasses, etc			
	14-Dec-21	Merry and Bright - Wear something sparkly, bright, and/or shiny			
	15-Dec-21	Winter is Coming - Wear your favorite winter scarf			
	16-Dec-21	It's Playoff Time - Wear your favorite team sports attire			
	17-Dec-21	Ugly Sweater Day - Wear your favorite holiday "ugly" sweater			
Jonesborough Elementary					
Jonesborough Middle					
Lamar Elementary					
Ridgeview Elementary					
South Central Elementary					

Sulphur Springs Elementary	1 - 10 December 2021	Case Benchmark Assessment Math, Science, Social Studies			
	2-Dec-21	Basketball Game	Away	BCES	5PM
		Jr Blazers MS Wrestling @ DCHS		Greeneville MS	6PM
		Basketball Homecoming			7PM
	4-Dec-21	JR Blazers MS Wrestling @ Tennessee High		Border Duals	7:30AM
	6 - 10 December 2021	Book Fair			
	6-Dec-21	Basketball	Away	Ridgeview	4:30PM
	7-Dec-21	Basketball	Home	Rogersville	5PM
		Jr Blazers MS Wrestling @ Ridgeview		Church Hill; Virginia	6PM
	9-Dec-21	Basketball	Home	Grandville	5PM
		Jr Blazers MS Wrestling @ Morristown East			6PM
	11-Dec-21	Jr Blazers MS Wrestling @ Science Hill		Conf Individual Tournament	
	11 - 18 December 2021	Christmas Tournament @ DBHS			
	14-Dec-21	Jr Blazers MS Wrestling @ Conference Duals	TBD	Top 4 teams in conference	6PM
		Athletic Boosters Meeting			6PM
	20-Dec-21	Girl Scouts Meeting			5:45PM
West View Elementary					
Daniel Boone High School	2-Dec-21	DBHS Basketball - Lady Trailblazers	Away	TN HS	JV 4PM; V 6:30PM
	4-Dec-21	DBHS Basketball - Lady Trailblazers	Away	Gate City	TBD
	7-Dec-21	DBHS Basketball - Lady Trailblazers	Away	Morristown West	V 6PM
	9-Dec-21	DBHS Basketball - Lady Trailblazers	Away	Sevier County	V 6PM

	14-Dec-21	DBHS Basketball - Lady Trailblazers	Home	Sullivan East	TBD
	17-Dec-21	DBHS Basketball - Lady Trailblazers	Home	Gate City	TBD
	27 - 31 Dec 2021	DBHS Basketball - Lady Trailblazers - Andrew Johnson Ladies Classic			TBD
David Crockett High School	1-Dec-21	EOC English I,II subpart 2 *NO THIRD PERIOD*			
		Chess Club			3PM
	2-Dec-21	EOC English I,II subpart 3 *NO THIRD PERIOD*			
		DCHS Wrestling	Home	Boone	6PM
	3-Dec-21	EOC Biology *NO THIRD PERIOD*			
		Herff Jones Cap & Gown			11:15AM
		Herff Jones Class Rings			11:15AM
		DCHS Basketball	Away	University HS	4PM
		ROTC Chili Supper Fundraiser			6PM
	4-Dec-21	DCHS Wrestling - Border Duels	Away	TN HS	
	6-Dec-21	EOC Geometry; Algebra I,II subpart 1 *NO THIRD PERIOD*			
		DCHS Basketball	Away	Unicoi	4PM
	7-Dec-21	EOC Geometry; Algebra I,II subpart 2 *NO THIRD PERIOD*			
		DCHS Wrestling	Away	Elizabethton HS	
	8-Dec-21	EOC Geometry; Algebra I,II subpart 3 *NO THIRD PERIOD*			
	9-Dec-21	EOC US History *NO THIRD PERIOD*			
		Chorus Dress Rehearsal			3PM
		DCHS Wrestling	Home	Volunteer	5PM
	10-Dec-21	EOC Make-ups			
		DCHS Basketball	Home	Pigeon Forge	4PM
	11-Dec-21	DCHS Wrestling - Indian Classic	Away	Dobyns Bennett	
		ACT at DCHS			7:30AM

		Choral Concert			3PM
		DCHS Basketball	Home	Twin Springs	3PM
	12-Dec-21	Choral Concert			3PM
	13-Dec-21	DCHS Basketball	Home	Unicoi	4PM
	14-Dec-21	HS Band Concert			6PM
		DCHS Wrestling	Home	Dobyns Bennett	6PM
	15-Dec-21	DCHS Wrestling	Away	TN HS	
		Chess Club			3PM
	16-Dec-21	Talent Show			
	17-Dec-21	Student/Faculty Basketball Game			8AM
	21-Dec-21	DCHS Basketball	Home	Morristown West	4PM
	26 - 31 Dec 2021	Boys Basketball at Pensacola Christmas Tournament			
	27 - 31 Dec 2021	Girls Basketball at Charleston Christmas Tournament			



# Crockett Community


November 2021



# 2021 Hardee's Classic



Boy's Team



Girl's team  
Both Boy's and Girl's took  
1st  
Incredible opportunity to  
host this tournament

# Crockett Karaoke



**\$2500 Raised to financially assist students during the winter months and to donate essentials to students in need**

# Community Outreach

DCHS Pairs with Second Harvest Food Bank to provide meals for families in need during Thanksgiving



# NJROTC

Our NJROTC placed an outstanding 2nd in the biannual, tristate  
Brain Brawl



# Academics

12 Students entered the ACT 30 + club

Over 50 students hit their ACT

Benchmark



# All State Choir Singers



Above is our music teacher Kelly Davenport followed by the three singers Garrett Leonard, Mattie Fouch, and Alan Montez

Crocketts Choir department had 3 students qualify for the state level choir.

2 will go on to perform in the state choir this April at Opryland Hotel



# Jonesborough Ground-breaking

“I think this is going to create the next generation of leaders for our region. So, it’s important.”

Mayor Chuck Vest



<b>School</b>	<b>-2</b>	<b>-1</b>	<b>K</b>	<b>1</b>	<b>2</b>	<b>3</b>	<b>4</b>	<b>5</b>	<b>6</b>	<b>7</b>
Boones Creek Elementary School	2	24	106	78	115	95	78	75	78	77
Daniel Boone High School										
David Crockett High School										
Fall Branch Elementary School			24	41	21	27	23	31	24	25
Gray Elementary School		20	61	54	58	48	50	60	41	69
Grandview Elementary School	15	44	54	72	61	51	74	75	67	65
Jonesborough Elementary School		2	96	95	83	96	87			
Jonesborough Middle School								99	100	102
Lamar Elementary School	1	20	44	37	50	41	40	39	44	44
Ridgeview Elementary School	14	34	68	77	64	87	99	80	90	71
South Central Elementary School			29	24	21	12	16	18	32	25
Sulphur Springs Elementary School		1	44	32	40	37	33	36	33	39
University School			20	20	20	22	25	47	53	52
West View Elementary School		1	30	31	35	26	38	37	39	37
Tennessee Virtual Learning Academy									18	14
<b>Total</b>	<b>32</b>	<b>146</b>	<b>576</b>	<b>561</b>	<b>568</b>	<b>542</b>	<b>563</b>	<b>597</b>	<b>619</b>	<b>620</b>

<b>8</b>	<b>9</b>	<b>10</b>	<b>11</b>	<b>12</b>	<b>Total</b>
83					<b>811</b>
	288	306	328	312	<b>1234</b>
	316	328	275	330	<b>1249</b>
28					<b>244</b>
57					<b>518</b>
65					<b>643</b>
					<b>459</b>
104					<b>405</b>
41					<b>401</b>
76					<b>760</b>
38					<b>215</b>
41					<b>336</b>
52	72	71	81	71	<b>606</b>
50					<b>324</b>
12	15	11	14	23	<b>107</b>
<b>647</b>	<b>691</b>	<b>716</b>	<b>698</b>	<b>736</b>	<b>8312</b>

SCHOOL	DATE	DESTINATION	LOCATION	GRADE LEVEL	TIME AWAY
Boones Creek Elementary	24-Aug-21	Appalachian Fairgrounds	Gray, TN	Grade 3	Day
	12-Oct-21	Fender's Farm	Jonesborough, TN	Grades Pre-K - 8	Day
	13-Oct-21	Fender's Farm	Jonesborough, TN	Grades Pre-K - 8	Day
	15-Oct-21	Fender's Farm	Jonesborough, TN	Grades Pre-K - 8	Day
	12-15-Oct-2021	Fender's Farm	Jonesborough, TN	Grades Pre-K - 8	Day
	16-Nov-21	Rocky Mount	Piney Flats, TN	Grade 2	Day
	14-16-Dec-2021	Quantum Leap Trampoline Park	Johnson City, TN	Grades Pre-K - 8	Day
Fall Branch Elementary	24-Aug-21	Appalachian Fairgrounds	Gray, TN	Grade 3	Day
	24-Aug-21	Appalachian Fairgrounds	Gray, TN	Grades 1; 5; 7	Day
	25-Aug-21	Appalachian Fairgrounds	Gray, TN	Grades 2; 4; 6; 8	Day
	19-Oct-21	RCAM & ETSU	Kingsport, TN & Johnson City, TN	Grade 8	Day
	18-Nov-21	Bays Mountain Park; Lunch at Golden Corral	Kingsport, TN & Johnson City, TN	Grade 7	Day
	15-Dec-21	AMC Theaters & Food Court	Johnson City, TN	Grade 7	Day
	16-Dec-21	Hands On Museum	Gray, TN	Grade 4-5	Day
Grandview Elementary	8-Sep-21	ETSU School of Music	Johnson City, TN	Grade 8	Day
	21-Sep-21	Upper East Sectional State Qualifier - Cross Country Team	Greeneville, TN	Grade 6-8	Day
	9-Oct-21	Anderson County Volleyball Tournament - Anderson County HS	Clinton, TN	Grade 6-8	Day
	20-Oct-21	Downtown Jonesborough - Heritage Alliance	Jonesborough, TN	Grade 5	Day
	22-Oct-21	Fender's Farm	Jonesborough, TN	Grade Pre-K	Day
	28-Oct-21	Stickley Farms	Bluff City, TN	Grade K	Day
	9-Nov-21	Andrew Johnson's Home; Nathanael Greene Museum; Harden Park	Greeneville, TN	Grade 5	Day
	15-Nov-21	Quantum Leap Trampoline Park	Johnson City, TN	Grade K-8	Day
	19-Nov-21	Paradise Acres Family Fun Park	Johnson City, TN	Grade K	Day
	7-Dec-21	Band Field Trip - JMS; Lamar; SC; WV to Grandview	Telford, TN	Grade 6-8	Day

	17-20-May-2022	8th Grade Trip	Washington, D. C.	Grade 8	Overnight
Gray Elementary	24-Aug-21	Appalachian Fairgrounds	Gray, TN	Grade 3	Day
	21-Sep-21	Upper East Sectional State Qualifier - Cross Country Team	Greeneville, TN	Grade 6-8	Day
	22-Oct-21	Fender's Farm	Jonesborough, TN	Grade 1	Day
	17-Nov-21	TCAT Elizabethton & ETSU	Elizabethton, TN & Johnson City, TN	Grade8	Day
	16-Dec-21	Jonesborough Repertory Theatre - A Christmas Carol & JC Mall	Jonesborough, TN & Johnson City, TN	Grade 7	Day
Jonesborough Elementary	25-Aug-21	Appalachian Fairgrounds	Gray, TN	Grade 3	Day
	15-Oct-21	Stickley Farms	Bluff City, TN	Grade 1	Day
	29-Oct-21	Fender's Farm	Jonesborough, TN	Grade K	Day
	3-Nov-21	Quantum Leap Trampoline Park	Johnson City, TN	Grade K-4	Day
	4-Nov-21	Quantum Leap Trampoline Park	Johnson City, TN	Grade K-4	Day
	16-Dec-21	Just Jump	Johnson City, TN	Grade 4	Day
Jonesborough Middle	8-Sep-21	ETSU School of Music	Johnson City, TN	Grade 8	Day
	23-24-Oct-2021	Rocky Top Sports World	Gatlinburg, TN	Grades 6-8	Overnight
Lamar Elementary	25-Aug-21	Appalachian Fairgrounds	Gray, TN	Grade 3	Day
	8-Sep-21	ETSU School of Music	Johnson City, TN	Grade 8	Day
	29-Sep-21	Fender's Farm	Jonesborough, TN	Grade K-7	Day
	22-Oct-21	Fender's Farm	Jonesborough, TN	Grade K	Day
	16-Nov-21	Gray Fossil Site; Lunch at Golden Corral	Gray, TN & Johnson City, TN	Grade 5	Day
	22-Nov-21	Wal-Mart & Pizza Plus - Builders Club - Christmas Lamar Students	Johnson City, TN & Jonesborough, TN	Grade 6-8	Day
	14-Dec-21	Hands On Museum	Gray, TN	Grade Pre-K	Day
	15-Dec-21	Jonesborough Repertory Theatre - A Christmas Carol	Jonesborough, TN	Grades 6-8	Day
	16-Dec-21	Wellmont Performing Arts Center - NE State	Blountville, TN	Grade 4	Day

Ridgeview Elementary	25-Aug-21	Appalachian Fairgrounds	Gray, TN	Grade 3	Day
	21-Sep-21	Upper East Sectional State Qualifier - Cross Country Team	Greeneville, TN	Grade 6-8	Day
	24-Sep-21	Fender's Farm	Jonesborough, TN	Grade K	Day
	29-Oct-21	Stickley Farms	Bluff City, TN	Grade 1	Day
	22-Nov-21	AMC Theaters & Food Court	Johnson City, TN	Grade 1	Day
South Central Elementary	8-Sep-21	ETSU School of Music	Johnson City, TN	Grade 8	Day
	21-22-Oct-2021	Paradise Acres Family Fun Park - EPIC Rewards	Johnson City, TN	Grades K-8	Day
	28-Oct-21	West View - Sports Pictures	Limestone, TN	Grades 6-8	Day
	29-Oct-21	Fender's Farm	Jonesborough, TN	Grade K	Day
	8-Dec-21	Shop with a Cop - Student/(s)	TBD		Day
	15-Dec-21	Shoe Carnival - Shoe Giveaway	Johnson City, TN	Grade K-8	Day
	16-Dec-21	Jonesborough Repetory Theatre & The Mall Food Court	Jonesborough, TN & Johnson City, TN	Grade 7-8	Day
Sulphur Springs Elementary	25-Aug-21	Appalachian Fairgrounds	Gray, TN	Grade 3	Day
	7-Mar-22	Eastman's Toy F. Reid Employee Center (Charlotte's Web)	Kingsport, TN	Grade K	Day
University School					
West View Elementary	8-Sep-21	ETSU School of Music	Johnson City, TN	Grade 8	Day

	10-Dec-21	Paramount - Nutcracker Ballet & Lunch (Fast Food)	Bristol, TN	Grades 6-8	Day
Daniel Boone High School	25-Aug-21	Ron Ramsey Center	Blountville, TN	Grades 11-12	Day
	25-Aug-21	TCAT Elizabethton	Elizabethton, TN	Grades 11-12	Day
	25-Aug-21	Bays Mountain Park	Kingsport, TN	Grades 9-12	Day
	27-Aug-21	Appalachian Fairgrounds	Gray, TN	Grades 9-12	Day
	27-Aug-21	Appalachian Fairgrounds	Gray, TN	Grades 9-12	Day
	13-Sep-21	Camp ACC *Moved to 10-25-2021*	Unicoi, TN	Grades 9-12	Day
	14-Sep-21	Washington County Ag Partnership Leadership and Career Tour	Washington County, TN	Grades 11-12	Day
	16-Sep-21	Watauga District Land Evaluation CDE	Sullivan County	Grades 9-12	Day
	17-18-Sep-2021	Volunteer Season Opener Air Rifle Match - Volunteer HS	Church Hill, TN	Grades 9-12	Day
	18-Sep-21	Vallie View 5K Obstacle Run - Vallie View Farm	Chuckey, TN	Grades 9-12	Day
	23-Sep-21	TCAT Elizabethton	Elizabethton, TN	Grade 12	Day
	25-Sep-21	DBHS Drill Jamboree - DBHS	Gray, TN	Grades 9-12	Day
	28-Sep-21	La Carreta - Spanish Lab - Practice Spanish language	Gray, TN	Grades 10-11	Day
	29-Sep-21	Watauga District Forestry CDE	Carter County	Grades 9-12	Day
	29-Sep-21	La Carreta - Spanish Lab - Practice Spanish language	Gray, TN	Grades 10-11	Day
	29-Sep-21	Ballad Health JCMCH and VA	Johnson City, TN	Grades 11-12	Day
	30-Sep-21	Appalachian Fairgrounds	Gray, TN	Grades 11-12	Day
	30-Sep-21	La Carreta - Spanish Lab - Practice Spanish language	Gray, TN	Grades 10-11	Day
	1-Oct-21	East Tennessee Land Evaluation	Knoxville, TN	Grades 9-12	Day
	2-Oct-21	Duck Island Orienteering "Beginners" - Warriors Path State Park	Kingsport, TN	Grades 9-12	Day
	2-Oct-21	Volunteer HS Orienteering "Intermediate" - Warriors Path State Park	Kingsport, TN	Grades 9-12	Day
	7-8-Oct-21	Montgomery Bell Academy Air Rifle Match	Nashville, TN	Grades 9-12	Overnight

	13-16-Oct-21	Trailblazer Shoulder to Shoulder Air Rifle Match - DBHS	Gray, TN	Grades 9-12	Day
	15-Oct-21	El Vendao Tienda Guatemalteca (Grocery Store)	Johnson City, TN	Grades 11-12	Day
	16-Oct-21	Dollywood - Key Club Fall Rally	Pigeon Forge, TN	Grades 9-12	Day
	19-Oct-21	UT Engineers Day - Arch & Engr Design	Knoxville, TN	Grades 9-12	Day
	21-23-Oct-21	McDowell HS Shoulder to Shoulder Match - McDowell HS	Marion, NC	Grades 9-12	Overnight
	23-Oct-21	Science Hill HS Drill Meet	Johnson City, TN	Grades 9-12	Day
	25-Oct-21	Camp ACC *Moved from 9-13-2021*	Unicoi, TN	Grades 9-12	Day
	27-Oct-21	The Barter Theatre	Abingdon, VA	Grades 10-12	Day
	29-Oct-21	Appalachian Shoulder to Shoulder Match - DCHS	Jonesborough, TN	Grades 9-12	Day
	30-Oct-21	Tag Day (All Hands) - DBHS	Gray, TN	Grades 9-12	Day
	5-Nov-21	Tipton Haynes Historic Site - "A Walk in their Boots"	Johnson City, TN	Grades 10-12	Day
	6-Nov-21	South Iredell HS Drill Meet - South Iredell HS	Statesville, NC	Grades 9-12	Overnight
	9-Nov-21	Appalachian Fairgrounds - Cosmetology Students Competition	Gray, TN	Grades 10-12	Day
	14-20-Nov-2021	FFA - Feeder Schools - Promoting Agriculture Education	Throughout Washington County, TN	Grades 9-12	Day
	18-20-Nov-2021	Maryville College - All East Honors Choir	Maryville, TN	Grades 10-12	Overnight
	19-Nov-21	R. S. Central HS Shoulder to Shoulder Match	Rutherfordton, NC	Grades 9-12	Day
	20-Nov-21	TCAT Elizabethton	Elizabethton, TN	Grades 9-12	Day
	22-Nov-21	Sulphur Springs and Gray Elementary	Sulphur Springs, TN & Gray, TN	Grades 10-12	Day
	23-Nov-21	Reece Museum; Langston Centre; JC Mall	Johnson City, TN	Grades 9-12	Day
	23-Nov-21	Fall Branch & Ridgeview Elementary Schools	Fall Branch, TN & Gray, TN	Grades 10-12	Day
	TBD Nov 2021	Musket & Ball Postal Match - DBHS	Gray, TN	Grades 9-12	Day

	TBD Nov 2021	C.O.P.E. Ropes Course - Camp David Crockett	Limestone, TN	Grades 9-12	Day
	TBD Nov 2021	Flag Retirement Ceremony - Post Office	Jonesborough, TN	Grades 9-12	Day
	7-Dec-21	Watauga District CREED, Extemp, Prepared and Employment LDE's	Blountville, TN	Grades 9-12	Day
	10-Dec-21	Gary Anderson Air Rifle Matches - CMP	Anniston, AL	Grades 9-12	Overnight
	10-Dec-21	Volunteer Reindeer Games Rifle Match - Volunteer HS	Church Hill, TN	Grades 9-12	Day
	14-Dec-21	East TN Regional Parli Pro and CCM LDEs	Walters State CC	Grades 9-12	Day
	15-Dec-21	Niswonger Children's Hospital; JC Mall Peruvian Restaurant	Johnson City, TN	Grades 9-12	Day
	16-Dec-21	Pinnacle 12 Marquee Cinemas - Movie: Encanto	Bristol, TN	Grades 10-11	Day
	TBD Dec 2021	Service USMC Postal Match - DBHS	Gray, TN	Grades 9-12	Day
	TBD Dec 2021	Toys for Tots - Reserve Center	Gray, TN	Grades 9-12	Day
	TBD Dec 2021	Wreaths Across America - VA Cemetary	Mountain Home, TN	Grades 9-12	Day
	TBD Dec 2021	Annual Gray Parade - DBHS	Gray, TN	Grades 9-12	Day
	15-Jan-22	Daniel Boone Invitational Drill Meet - DBHS	Gray, TN	Grades 9-12	Day
	22-Jan-22	Parkview HS Drill Meet	Atlanta, GA	Grades 9-12	Overnight
	TBD Jan 2022	Subregional Creed, Extemp, Prepared and Employment	UTK	Grades 9-12	Day
	TBD Jan 2022	Regional Creed, Employment, Prepared and Employment	UTK	Grades 9-12	Day
	TBD Jan 2022	JROTC Leadership & Academic Brawl LVL-1 - DBHS	Gray, TN	Grades 9-12	Day
	TBD Feb 2022	National CMP Postal Match - DBHS	Gray, TN	Grades 9-12	Day
	TBD Feb 2022	McDowell HS Tital STS Match - McDowell HS	Marion, NC	Grades 9-12	Day
	TBD Feb 2022	East TN Junior Olympics Qualifier Match - DCHS	Jonesborough, TN	Grades 9-12	Day
	TBD Feb 2022	Smith Station Air Rilfe Postal Match - DBHS	Gray, TN	Grades 9-12	Day
	TBD Feb 2022	Palm Bay Air Rifle Postal Match - DBHS	Gray, TN	Grades 9-12	Day

	TBD Feb 2022	Volunteer Dr. Seuss Drill Meet - Volunteer HS	Church Hill, TN	Grades 9-12	Day
	TBD Feb 2022	Eddie Reed Challenge - ETSU	Johnson City, TN	Grades 9-12	Day
	TBD Feb 2022	JROTC Leadership & Academic Brawl LVL-2 - DBHS	Gray, TN	Grades 9-12	Day
	10-Feb-22	Regional Ag Sales and Ag Issues CDEs	Walters State CC	Grades 9-12	Day
	11-13-Feb-22	JROTC Service Championship - CMP	Anniston, AL	Grades 9-12	Overnight
	4-Mar-22	Montgomery Bell TN State Air Rifle Match - MBA	Nashville, TN	Grades 9-12	Overnight
	TBD Mar 2022	Topeka Air Rifle Postal - DBHS	Gray, TN	Grades 9-12	Day
	1-3-Apr-22	CMP Regional Air Rifle Championship - CMP	Anniston, AL	Grades 9-12	Overnight
	TBD Apr 2022	Volunteer Parting Shots (Seniors Only) - Volunteer HS	Church Hill, TN	Grade 12	Day
	9-Apr-22	Daniel Boon Leatherneck Challenge - DBHS	Gray, TN	Grades 9-12	Day
	23-Apr-22	Ferguson Bulldog Challenge - Sullivan South HS	Kingsport, TN	Grades 9-12	Day
	TBD Apr 2022	Science Hill Run & Gun - Science Hill HS	Johnson City, TN	Grades 9-12	Day
	TBD Apr 2022	Gray School Recruiting - Gray School	Gray, TN	Grades 9-12	Day
	TBD Apr 2022	Fall Branch School Recruiting - Fall Branch School	Fall Branch, TN	Grades 9-12	Day
	TBD Apr 2022	Sulphur Springs School Recruiting - Sulphur Springs School	Sulphur Springs, TN	Grades 9-12	Day
	TBD Apr 2022	BCES School Recruiting - BCES	Boones Creek, TN	Grades 9-12	Day
	TBD Apr 2022	Ridgeview School Recruiting - RV School	Gray, TN	Grades 9-12	Day
	TBD Jul 2022	JROTC Leadership & Academic Championship - Catholic University	Washington D. C.	Grades 9-12	Overnight
	18-22-Jul-2022	Freshman Orientation - DBHS	Gray, TN	Grades 9-12	Day
	TBD Jul 2022	Appalachian Block Party Parking Detail - Appalachian Fairgrounds	Gray, TN	Grades 9-12	Day
	26-Jun-22	CMP Air Rifle National Championship - CMP HQ	Camp Perry, OH	Grades 9-12	Overnight
David Crockett High School	19-Aug-21	Appalachian Fairgrounds	Gray, TN	Grades 9-12	Day

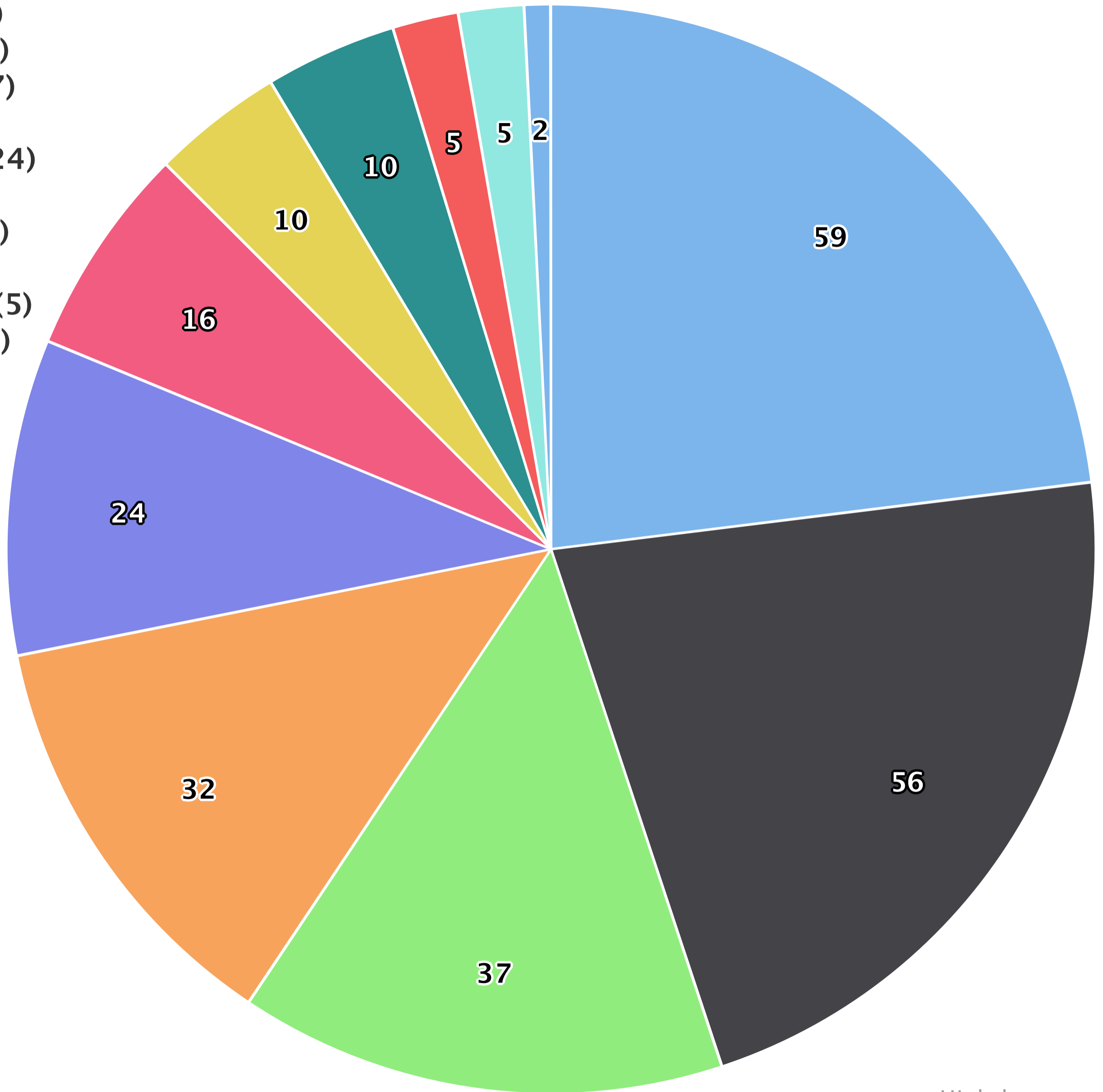
	27-Aug-21	Appalachian Fairgrounds	Gray, TN	Grades 9-12	Day
	8-Sep-21	ETSU School of Music	Johnson City, TN	Grade 9	Day
	11-Sep-21	Duck Island - Warriors Path State Park	Kingsport, TN	Grades 9-12	Day
	14-Sep-21	Washington County Ag Partnership Leadership and Career Tour	Washington County, TN	Grades 9-12	Day
	16-Sep-21	Baker Farm - Land Evaluation	Blountville, TN	Grades 9-12	Day
	16-Sep-21	Dr. Hubbard House	Johnson City, TN	Grades 9-12	Day
	24-Sep-21	Air Rifle Competiton for CMP Cup Match - Volunteer HS	Church Hill, TN	Grades 9-12	Day
	25-Sep-21	McKinney Center	Jonesborough, TN	Grades 9-12	Day
	29-Sep-21	Watauga Point Recreational Area - Forestry Contest	Hampton, TN	Grades 9-12	Day
	30-Sep-21	Marching Band Recruitment Tour - JMS and Grandview	Jonesborough, TN and Telford, TN	Grades 9-12	Day
	30-Sep-21	TN Musuem of Aviation	Sevierville, TN	Grades 9-12	Day
	30-Sep-21	Appalachian Fairgrounds - HOSA Leadership Camp	Gray, TN	Grades 11-12	Day
	1-Oct-21	Regional Land Evaluation	Knoxville, TN	Grades 9-12	Day
	15-Oct-21	Freedom Hall - Perform for Rock Band Foreigner	Johnson City, TN	Grades 10-12	Day
	15-Oct-21	DBHS - NJROTC	Gray, TN	Grades 9-12	Day
	16-Oct-21	John Battle High School - Marching Competition	Bristol, VA	Grades 9-12	Day
	17-Oct-21	Mountain View Baptist Church	Johnson City, TN	Grades 10-12	Day
	20-Oct-21	Eastman Center - Culinary/FCCLA	Kingsport, TN	Grades 9-12	Day
	20-Oct-21	Milligan College - Musical Production of Charlie Brown	Elizabethton, TN	Grades 9-12	Day
	22-Oct-21	CMP Cup Match - McDowell High School	Marion, NC	Grades 9-12	Day
	23-Oct-21	West Ridge HS Competition	Blountville, TN	Grades 9-12	Day
	26-Oct-21	Barter Theatre & Abingdon Olive Oil Company	Abingdon, VA	Grades 10-12	Day
	30-Oct-21	Clyde Austin 4-H Center - Orienteering Competition	Greeneville, TN	Grades 9-12	Day
	30-Oct-21	ETSU - BOA Regional Event	Johnson City, TN	Grades 9-12	Day

	3-Nov-21	Appalachian Fairgrounds & Lunch in Johnson City, TN	Gray, TN/Johnson City, TN	Grades 10-12	Day
	3-4-Nov-2021	TSSAA State Meet	Hendersonville, TN	Grades 9-12	Overnight
	6-Nov-21	Volunteer High School - NJROTC Academic Brain Bowl Competition	Church Hill, TN	Grades 9-12	Day
	18-Nov-21	TCAT Elizabethton	Elizabethton, TN	Grade 12	Day
	16-Nov-21	Jonesborough Visitor Center	Jonesborough, TN	Grades 11-12	Day
	18-20-Nov-2021	Maryville College - Madrigal Singers	Maryville, TN	Grade 12	Overnight
	19-Nov-21	CMP Cup Match - R-S Central High School	Rutherfordton, NC	Grades 9-12	Day
	20-Nov-21	Warriors Path State Park - NJROTC Orienteering Competition	Kingsport, TN	Grades 9-12	Day
	21-Nov-21	Jonesborough Visitor Center - Dillow-Taylor Annual Memorial Service	Jonesborough, TN	Grades 10-12	Day
	20-21-Nov-21	Camp Clements - FFA Leadership Training <b>*CANCELLED*</b>	Doyle, TN	Grades 11-12	Overnight
	23-Nov-21	DBHS - AG/FFA	Gray, TN	Grade 9	Day
	26-27-Nov-2021	Eastbay South Cross Country Championship	Charlotte, NC	Grades 9-12	Overnight
	27-Nov-21	Downtown Jonesborough - Christmas Tree Lighting	Jonesborough, TN	Grades 10-12	Day
	4-10-Dec-2021	Varsity All-American - Varsity Cheerleaders	Honolulu, HI	Grade 12	Overnight
	15-Dec-21	Kiwanis Meeting	Johnson City, TN	Grades 10-12	Day
	10-Dec-21	Volunteer HS - Air Rifle Match	Church Hill, TN	Grades 9-12	Day
	26 -31-Dec-2021	Christmas Tournament	Pensacola, FL	Grades 9-12	Overnight
	27-31-Dec-2021	Girls Basketball Tournament	Charleston, SC	Grades 9-12	Overnight
	3/25-4/3-2022	Rocky Top Sports World - Soccer Tournaments	Gatlinburg, TN & Foley, AL	Grades 9-12	Overnight
	3/31-4/2-2022	Baseball Tournament	Murfreesboro, TN	Grades 9-12	Overnight
	14-16-April-2022	Baseball Tournament	Knoxville, TN	Grades 9-12	Overnight

--	--	--	--	--	--

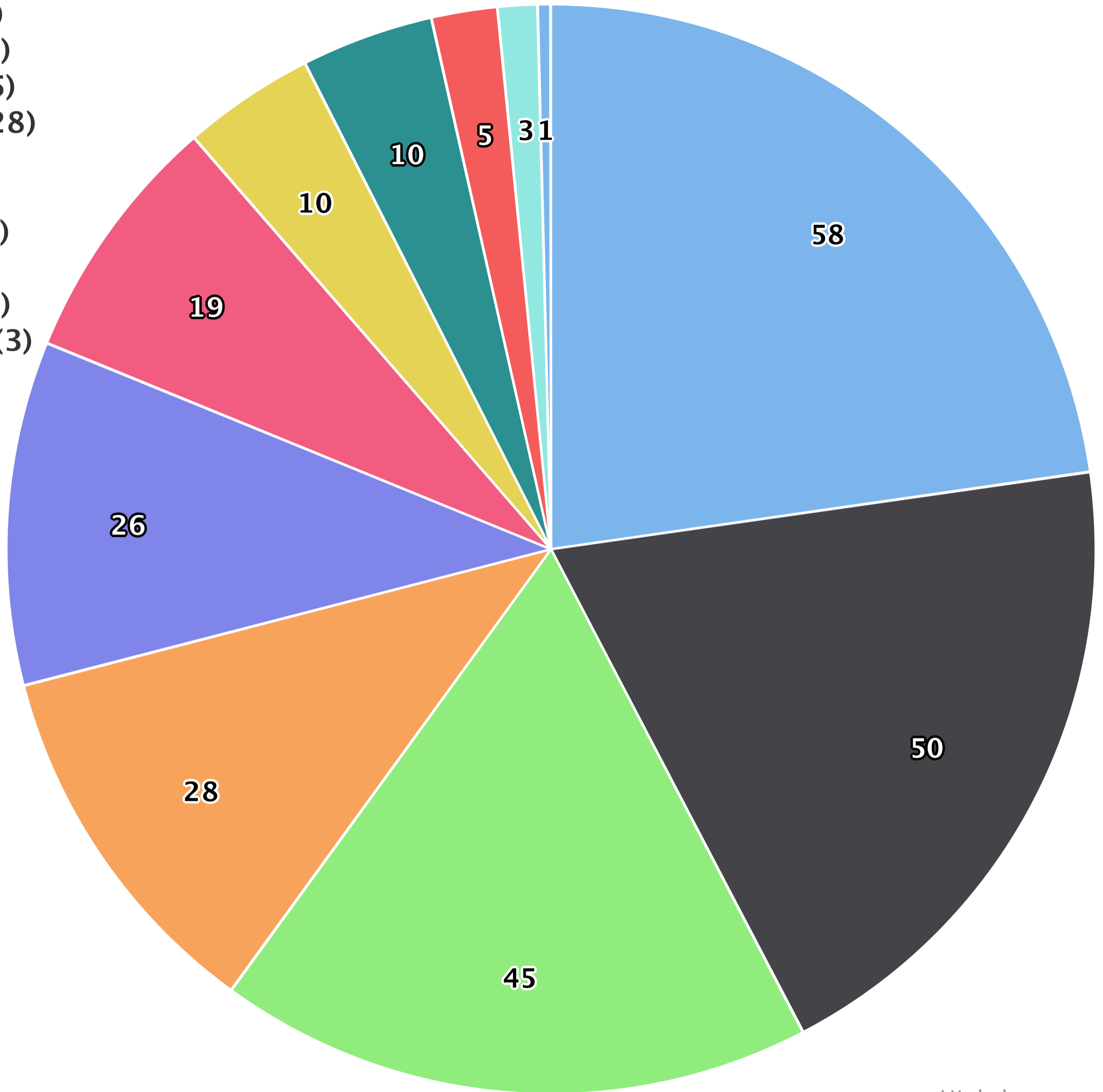
# Service Categories

- Electrical (59)
- Plumbing (56)
- Carpentry (37)
- Heat/Air (32)
- Door Locks (24)
- Supplies (16)
- Custodial (10)
- Grounds (10)
- Pest Control (5)
- Roof Leaks (5)
- Painting (2)

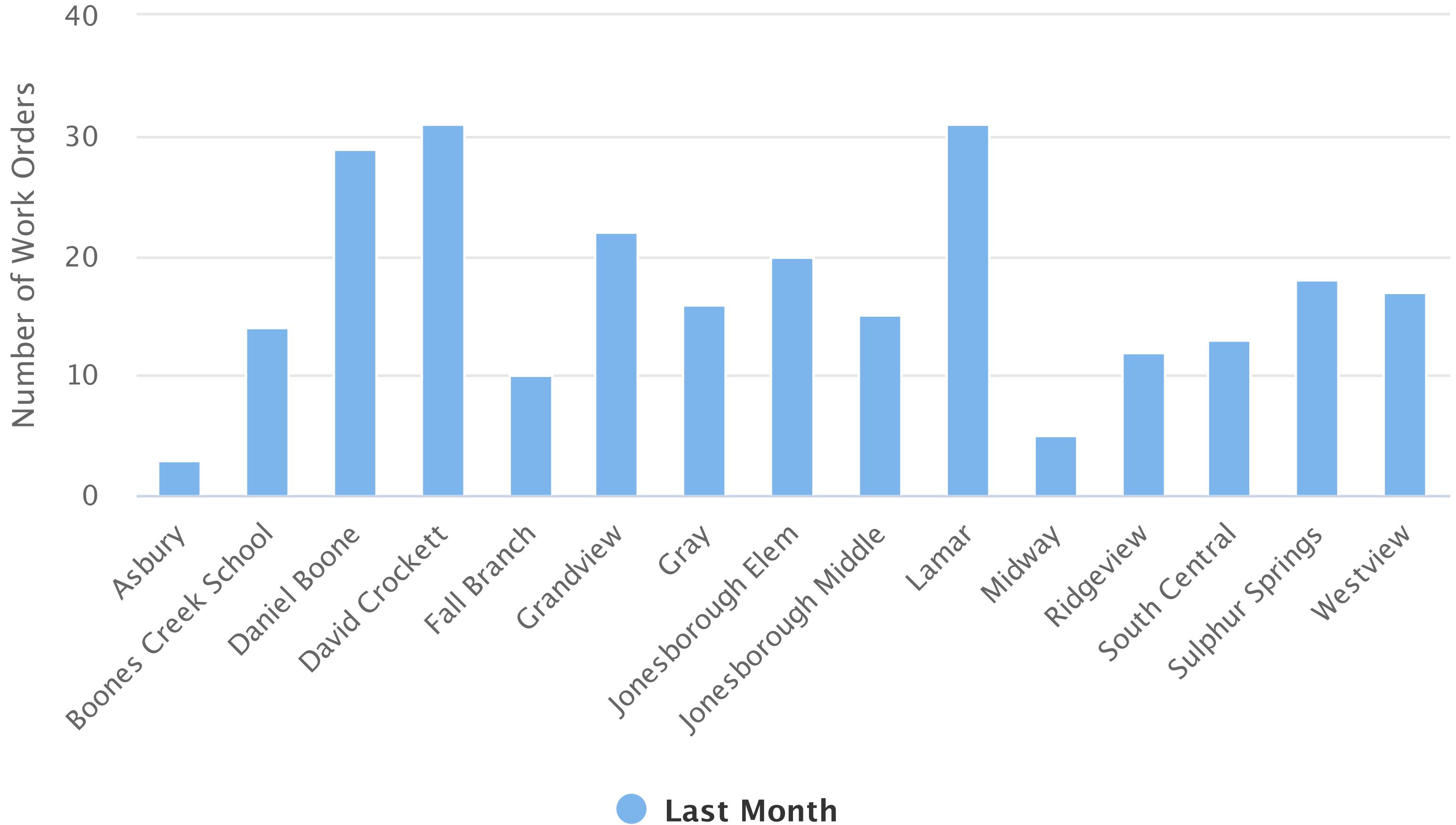


# Service Categories

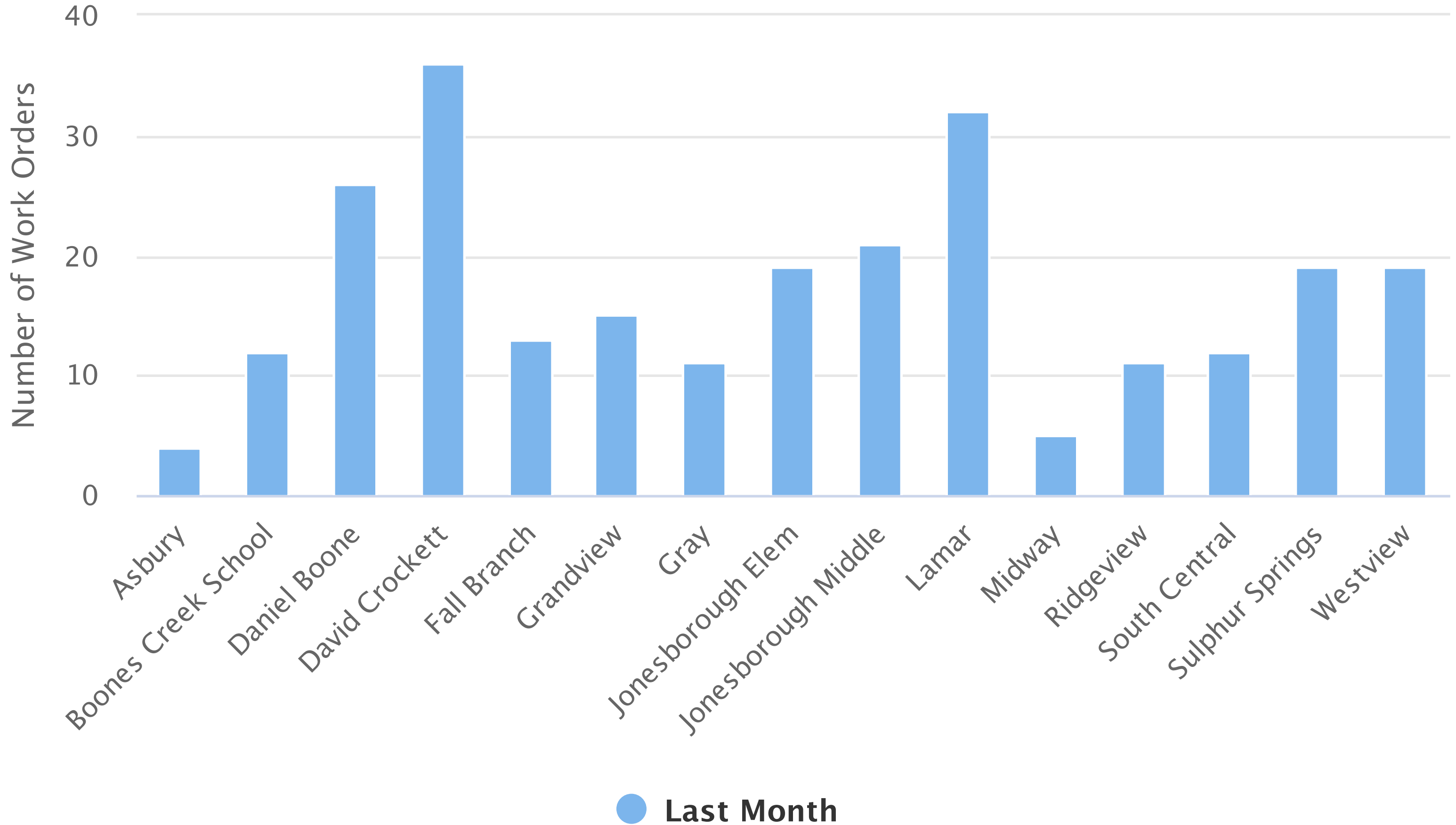
- Electrical (58)
- Plumbing (50)
- Carpentry (45)
- Door Locks (28)
- Heat/Air (26)
- Supplies (19)
- Custodial (10)
- Grounds (10)
- Roof Leaks (5)
- Pest Control (3)
- Painting (1)



# Work Orders By Location



# Work Orders By Location



**Washington County  
Department of Education  
MEMORANDUM  
DIRECTOR'S OFFICE**

**DATE:** November 23, 2021  
**TO:** WCDE Board of Education  
**FROM:** W. Brad Hale, CFO  
**SUBJECT:** Board Workshop-October 2021 Financials

The WCDE October 2021 Financials will be discussed along with the below items listed and will meet on Tuesday, November 23, 2021 at 5:00 p.m. in the WCDE Central Office.

Items to be discussed include:

1. Consideration of the General Fund Financial Statements for the month of October 2021
2. Consideration of the Federal Fund Financial Statements for the month of October 2021
3. School Nutrition Financial Overview for October 2021
4. Copier Lease Agreement - JMS
5. Purchase Orders over \$10,000 for BOE Approval
6. Other items

Account Level	2021-22	2020-21	2021-22	October	2020-21	2021-22	FYTD	2021-22	2021-22
Acct Description	Revised Budget	October	October	Variance	FYTD Activit	FYTD Activit	Variance	Uncollected Reve	FY % Coll
40110 CURRENT PROPERTY TAX	12,974,151	14,559	89,848	75,289	21,284	90,328	69,044	12,883,823	0.70
40120 TRUSTEE'S COLLECTIONS - PRIOR	405,900	30,160	10,003	-20,157	227,024	70,173	-156,851	335,727	17.29
40125 CLK/MASTER COLLECTIONS-PRIOR	3,570	139	0	-139	864	125	-739	3,445	3.50
40130 CIRCUIT CLERK/CLERK & MASTER C	137,000	-2,470	6,365	8,836	37,545	31,121	-6,424	105,879	22.72
40140 INTEREST AND PENALTY	109,200	-4,260	4,097	8,357	22,618	15,433	-7,184	93,767	14.13
40161 PAYMENTS IN LIEU OF TAXES - T.	2,020	0	2,018	2,018	0	2,018	2,018	2	99.91
40162 PAYMENTS IN LIEU OF TAXES - LO	208,000	0	0	0	0	0	0	208,000	0.00
40163 PAYMENTS IN LIEU OF TAXES - OT	17,210	0	633	633	916	1,569	653	15,641	9.12
40210 LOCAL OPTION SALES TAX	16,000,000	1,382,622	1,659,586	276,965	5,689,662	6,839,567	1,149,905	9,160,433	42.75
40270 BUSINESS TAX	405,000	-112,245	6,879	119,124	28,371	37,637	9,267	367,363	9.29
40275 MIXED DRINK TAX	13,000	0	0	0	5,674	6,601	927	6,399	50.78
40320 BANK EXCISE TAX	44,000	0	0	0	0	0	0	44,000	0.00
41110 MARRIAGE LICENSE	2,500	196	229	33	689	693	4	1,807	27.72
43512 TUITION - ADULT EDUCATION	10,000	0	0	0	0	0	0	10,000	0.00
43517 TUITION - OTHER	66,000	2,825	6,370	3,545	2,825	21,505	18,680	44,495	32.58
43581 COMMUNITY SERVICE FEES - CHILD	700,000	33,959	31,913	-2,045	203,369	512,692	309,323	187,308	73.24
44110 INTEREST EARNED	143,000	9,875	1,670	-8,206	36,924	9,036	-27,888	133,964	6.32
44120 RENT ON BUILDINGS	1,000	0	0	0	0	0	0	1,000	0.00
44170 MISCELLANEOUS REFUNDS	0	0	0	0	0	2	2	-2	0.00
44520 INSURANCE RECOVERY	60,000	4,671	0	-4,671	137,812	42,482	-95,330	17,518	70.80
44530 SALE OF EQUIPMENT	35,000	0	10,403	10,403	3,472	19,048	15,576	15,952	54.42
44560 DAMAGES RECOVERED FROM INDIVID	1,000	0	0	0	50,789	0	-50,789	1,000	0.00
44570 CONTRIBUTIONS & GIFTS	250,000	0	800	800	4,500	1,300	-3,200	248,700	0.52
44990 OTHER LOCAL REVENUES - TAGS	500	0	17	17	211	222	11	278	44.44
44991 OTHER LOCAL REVENUE	83,000	0	1,086	1,086	12,668	23,591	10,923	59,409	28.42
44992 OTHER LOCAL REV- ROYALTIES/CO	33,150	2,525	4,238	1,713	5,124	13,103	7,979	20,047	39.53
46511 BASIC EDUCATION PROGRAM	37,467,000	3,651,100	3,746,700	95,600	10,953,300	11,240,100	286,800	26,226,900	30.00
46515 EARLY CHILDHOOD EDUCATION	173,000	0	0	0	0	0	0	173,000	0.00
46550 DRIVER EDUCATION	38,300	0	0	0	0	0	0	38,300	0.00
46590 OTHER STATE EDUCATION FUNDS	175,000	24,548	0	-24,548	24,888	211,959	187,071	-36,959	121.12
46610 CAREER LADDER PROGRAM	96,000	0	0	0	0	590	590	95,410	0.61
46851 STATE REVENUE SHARING - T.V.A.	1,300,000	0	0	0	0	0	0	1,300,000	0.00
46980 OTHER STATE GRANTS	555,000	-4,350	-181,558	-177,209	10,454	39,442	28,988	515,558	7.11
47143 IDEA PART-B HIGH COST FUNDS	3,500	0	0	0	0	0	0	3,500	0.00
47640 ROTC REIMBURSEMENT	165,000	3,770	6,282	2,513	40,499	33,557	-6,942	131,443	20.34
48990 OTHER	0	0	0	0	0	70,809	70,809	-70,809	0.00
49800 OPERATING TRANSFERS - INDIRECT	154,000	0	0	0	0	56,662	56,662	97,338	36.79
<b>Grand Revenue Totals</b>	<b>71,831,001</b>	<b>5,037,624</b>	<b>5,407,579</b>	<b>369,957</b>	<b>17,521,482</b>	<b>19,391,365</b>	<b>1,869,885</b>	<b>52,439,636</b>	<b>27.00</b>

Account Level	2021-22	2020-21	2021-22	October	2020-21	2021-22	FYTD	2021-22	2021-22
Acct Description	Revised Budget	October	October	Variance	FYTD Activit	FYTD Activit	Variance	Uncollected Reve	FY % Coll

Number of Accounts: 37

\*\*\*\*\* End of report \*\*\*\*\*



**TO:** WCDE Board Members  
**FROM:** Brad Hale, Chief Financial Officer  
**DATE:** November 23, 2021

**SUBJECT:** Financial Statements (Revenue & Expense) Summary for October 2021

**Key Revenue Variances for October 2021 to October 2020**

Overall October 2021 revenue was \$5,407,579 compared to \$5,037,624 in October 2020 which is a \$369,957 increase. The key reasons for this increase were as follows

- Sales Tax (40210) increase of \$276,965
- Basic Education Program (46511) – \$95,600 increase

**Key Expenses for October 2021**

**71100399 – Other Contracted Services**

Expenditures of \$329,408.96 were incurred to the University School for the September 2021 revenue sharing portion per contract.

**71100499 – Other Supplies**

The following key expenses were incurred in this line item in October 2021.

- \$6,200.53 to schools in payment of 3<sup>rd</sup> Quarter Pepsico Commissions
- \$21,270.00 to Stem Supplies for Stream Mini-Camp instructional materials

**71300730-00016 – Vocational Equipment - DCHS**

The following key expenses were incurred in this line item in October 2021.

- \$14,991.00 to Reletech for DCHS CTE Electrical Instruction Equipment

**72250399 - Other Contracted Services**

The following key expenses was incurred in this line item in October 2021

- \$11,936.86 to Follett School Solutions for Library Destiny renewals
- \$7,000.00 to IXL for DCHS License renewal

## **EXPENDITURES (cont'd)**

### **72250499 - Other Supplies**

The following key expense was incurred in this line item in October 2021

- \$9,550.00 to CDW-G for 10 charging carts for I.T. system stock
- \$9,925.00 to Tyler Technologies for 129 G90 devices for Verizon Network usage

### **72410599 - Other Charges**

The following key expense was incurred in this line item in October 2021

- \$2,255.40 to BSN Sports for the Southside middle school football helmets
- \$2,892.10 to Loki Nets, Inc. for two batting cages at DCHS
- \$2,620.36 to Riddell All-American for DCHS football helmets

### **72620335-00016 Mtncce & Repairs - DCHS**

The following key expenses were incurred in this line item in October 2021.

- \$1,969.00 to Barnard Roofing repairs

### **72620336-00003 Mtncce & Repairs - DCHS**

The following key expense was incurred in this line item in October 2021.

- \$9,940.00 to Nor-Well for an HVAC Unit replacement

### **72620336-00008 Mtncce & Repairs - GVES**

The following key expense was incurred in this line item in October 2021.

- \$1,107.00 to HVAC Inc. for unit repairs

### **72620499 Other Supplies – System Maintenance Supplies**

The following key expense was incurred in this line item in October 2021.

- \$2,747.05 for electrical supplies
- \$1,703.69 doe HVAC supplies
- \$3,560.61 for plumbing supplies
- \$13,899.88 for general supplies

## **EXPENDITURES (cont'd)**

### **72620499 00008 Other Supplies – GES**

The following key expense was incurred in this line item in October 2021.

- \$3,176.00 to McCall Fencing for repairs and replacement

### **72620701 Administration Equipment**

The following key expenses were incurred in this line item in October 2021.

- \$4,096.35 to Food Service for FY21 Dietary Equipment sold on Gov Deals

### **Overall October 2021 Expenses Compared to October 2020 Expenses**

Expenses in October 2021 were \$6,031,705.95 compared to \$5,883,000.20 in October 2020. This is an increase of \$148,705.75 more than October 2020.

The key items contributing to the variance from the prior year expenses are listed below:

Increase due to timing

- 141E 72310-305 for payment of \$45,700.00 to BCS for payment of the FY21 School Activity Funds Audit Report

Increase in Expenses

- Multiple Salary Lines - \$144,434.79 increase in gross salary expenses

		CHECK CHECK					
FND	ACCT	OBJ	PRJ	NUMBER	DATE	VENDOR	AMOUNT
141	72210	355	000	141216438	10/01/2021	ADAMS, JARROD	38.54
141	72620	499	000	141216439	10/01/2021	AIRGAS INC, SOUTH DI	19.53
141	72710	330	000	141216440	10/01/2021	ALLY	331.59
141	71100	299	000	141216441	10/01/2021	AMERICAN FIDELITY AS	138.37
141	72620	499	000	141216442	10/01/2021	ANDY OXY CO INC	24.91
141	72710	399	000	141216443	10/01/2021	ARCHER BROTHERS GARA	300.00
141	72620	499	000	141216444	10/01/2021	BARNARD ROOFING	499.00
141	72250	499	000	141216445	10/01/2021	BEACON TECHNOLOGIES	280.00
141	72410	599	000	141216446	10/01/2021	BSN SPORTS	2,255.40
141	72610	399	000	141216447	10/01/2021	CES CORPORATION	360.00
141	72610	399	000	141216447	10/01/2021	CES CORPORATION	360.00
141	72610	399	000	141216447	10/01/2021	CES CORPORATION	360.00
141	72610	399	000	141216447	10/01/2021	CES CORPORATION	360.00
141	72610	399	000	141216447	10/01/2021	CES CORPORATION	360.00
141	72610	399	000	141216447	10/01/2021	CES CORPORATION	360.00
141	72610	399	000	141216447	10/01/2021	CES CORPORATION	360.00
141	72610	399	000	141216447	10/01/2021	CES CORPORATION	360.00
141	71100	499	000	141216448	10/01/2021	DCHS DIGITAL GRAPHIC	36.00
141	72710	424	000	141216449	10/01/2021	EAST TENNESSEE CHEMI	389.00
141	72250	499	000	141216451	10/01/2021	GOVCONNECTION, INC	1,036.50
141	72620	336	000	141216452	10/01/2021	HVAC INC	1,107.00
141	72120	499	000	141216453	10/01/2021	JERSEY MIKE'S	268.50
141	72120	499	000	141216453	10/01/2021	JERSEY MIKE'S	268.50
141	72610	359	000	141216454	10/01/2021	JONESBOROUGH WATER D	120.00
141	72610	454	000	141216454	10/01/2021	JONESBOROUGH WATER D	84.83
141	72610	454	000	141216454	10/01/2021	JONESBOROUGH WATER D	729.62
141	72610	359	000	141216454	10/01/2021	JONESBOROUGH WATER D	297.33
141	72610	454	000	141216454	10/01/2021	JONESBOROUGH WATER D	90.23
141	72610	454	000	141216454	10/01/2021	JONESBOROUGH WATER D	1,126.06
141	72610	454	000	141216454	10/01/2021	JONESBOROUGH WATER D	1,074.43
141	72610	454	000	141216454	10/01/2021	JONESBOROUGH WATER D	998.33
141	72610	359	000	141216454	10/01/2021	JONESBOROUGH WATER D	570.00
141	72610	454	000	141216454	10/01/2021	JONESBOROUGH WATER D	1,695.83
141	72610	359	000	141216454	10/01/2021	JONESBOROUGH WATER D	570.00
141	72610	454	000	141216454	10/01/2021	JONESBOROUGH WATER D	1,069.98
141	72610	454	000	141216454	10/01/2021	JONESBOROUGH WATER D	560.08
141	72210	355	000	141216455	10/01/2021	KEYS, ASHLEY	125.02
141	72120	499	000	141216456	10/01/2021	LAKESHORE LEARNING M	555.39
141	71100	299	000	141216457	10/01/2021	LEONARD, JILL	135.00
141	72210	355	000	141216458	10/01/2021	MCKINNEY, TWANA	73.79
141	72250	355	000	141216459	10/01/2021	MONEY, JEANA	30.08
141	72510	499	000	141216460	10/01/2021	NELCO	557.10
141	72250	499	000	141216461	10/01/2021	NewEgg Business	15.99
141	72250	499	000	141216461	10/01/2021	NewEgg Business	27.97
141	72610	399	000	141216462	10/01/2021	NORTON'S PEST CONTRO	100.00
141	71100	429	000	141216463	10/01/2021	OFFICE DEPOT	200.00
141	72130	499	000	141216463	10/01/2021	OFFICE DEPOT	61.34
141	72130	499	000	141216463	10/01/2021	OFFICE DEPOT	98.37
141	72410	499	000	141216463	10/01/2021	OFFICE DEPOT	186.72
141	71100	429	000	141216463	10/01/2021	OFFICE DEPOT	136.89
141	71100	429	000	141216463	10/01/2021	OFFICE DEPOT	199.60
141	71100	429	000	141216463	10/01/2021	OFFICE DEPOT	199.58
141	71100	429	000	141216463	10/01/2021	OFFICE DEPOT	199.38
141	71100	429	000	141216463	10/01/2021	OFFICE DEPOT	200.00
141	71100	429	000	141216463	10/01/2021	OFFICE DEPOT	96.04
141	71100	429	000	141216463	10/01/2021	OFFICE DEPOT	96.47
141	71100	429	000	141216463	10/01/2021	OFFICE DEPOT	113.71

CHECK CHECK							
FND	ACCT	OBJ	PRJ	NUMBER	DATE	VENDOR	AMOUNT
141	71200	429	000	141216463	10/01/2021	OFFICE DEPOT	99.90
141	71200	429	000	141216463	10/01/2021	OFFICE DEPOT	200.00
141	71200	429	000	141216463	10/01/2021	OFFICE DEPOT	199.90
141	71200	429	000	141216463	10/01/2021	OFFICE DEPOT	197.84
141	71100	299	000	141216465	10/01/2021	AMERICAN UNITED LIFE	187.86
141	71100	206	000	141216465	10/01/2021	AMERICAN UNITED LIFE	442.97
141	71200	206	000	141216465	10/01/2021	AMERICAN UNITED LIFE	1,326.00
141	71300	206	000	141216465	10/01/2021	AMERICAN UNITED LIFE	286.00
141	72110	206	000	141216465	10/01/2021	AMERICAN UNITED LIFE	1.00
141	72120	206	000	141216465	10/01/2021	AMERICAN UNITED LIFE	33.00
141	72130	206	000	141216465	10/01/2021	AMERICAN UNITED LIFE	102.00
141	72210	206	000	141216465	10/01/2021	AMERICAN UNITED LIFE	143.00
141	72220	206	000	141216465	10/01/2021	AMERICAN UNITED LIFE	38.00
141	72230	206	000	141216465	10/01/2021	AMERICAN UNITED LIFE	1.00
141	72320	206	000	141216465	10/01/2021	AMERICAN UNITED LIFE	5.00
141	72410	206	000	141216465	10/01/2021	AMERICAN UNITED LIFE	540.00
141	72510	206	000	141216465	10/01/2021	AMERICAN UNITED LIFE	1.00
141	72610	206	000	141216465	10/01/2021	AMERICAN UNITED LIFE	82.00
141	72620	206	000	141216465	10/01/2021	AMERICAN UNITED LIFE	14.00
141	72710	206	000	141216465	10/01/2021	AMERICAN UNITED LIFE	387.00
141	72810	206	000	141216465	10/01/2021	AMERICAN UNITED LIFE	1.00
141	72250	206	000	141216465	10/01/2021	AMERICAN UNITED LIFE	40.00
141	72210	432	000	141216466	10/01/2021	SCHOLASTIC INC	335.00
141	72320	355	000	141216467	10/01/2021	TASPA	100.00
141	72320	355	000	141216467	10/01/2021	TASPA	100.00
141	71100	429	000	141216468	10/01/2021	TENNESSEE OFFICE SUP	89.49
141	71100	429	000	141216468	10/01/2021	TENNESSEE OFFICE SUP	54.30
141	71100	429	000	141216468	10/01/2021	TENNESSEE OFFICE SUP	179.74
141	71100	429	000	141216468	10/01/2021	TENNESSEE OFFICE SUP	126.35
141	72620	499	000	141216468	10/01/2021	TENNESSEE OFFICE SUP	569.00
141	71100	210	000	141216470	10/01/2021	TN DEPT OF LABOR & W	3,122.91
141	72310	599	000	141216471	10/01/2021	WASH CO REGISTER OF	34.00
141	72620	701	000	141216472	10/01/2021	WASHINGTON COUNTY FO	4,046.35
141	72210	355	000	141216473	10/07/2021	ADAMS, JARROD	114.00
141	72210	355	000	141216473	10/07/2021	ADAMS, JARROD	120.00
141	72620	499	000	141216474	10/07/2021	ALUMINUM & GLASS SYS	377.42
141	71100	429	000	141216475	10/07/2021	AMAZON CAPITAL SERVI	841.05
141	71100	499	000	141216475	10/07/2021	AMAZON CAPITAL SERVI	851.47
141	71100	499	000	141216475	10/07/2021	AMAZON CAPITAL SERVI	668.43
141	71100	499	000	141216475	10/07/2021	AMAZON CAPITAL SERVI	740.96
141	72250	499	000	141216475	10/07/2021	AMAZON CAPITAL SERVI	589.67
141	72410	499	000	141216475	10/07/2021	AMAZON CAPITAL SERVI	399.44
141	71100	429	000	141216475	10/07/2021	AMAZON CAPITAL SERVI	118.68
141	71100	429	000	141216475	10/07/2021	AMAZON CAPITAL SERVI	199.44
141	71100	429	000	141216475	10/07/2021	AMAZON CAPITAL SERVI	572.71
141	71100	429	000	141216475	10/07/2021	AMAZON CAPITAL SERVI	399.83
141	71100	429	000	141216475	10/07/2021	AMAZON CAPITAL SERVI	62.99
141	71100	429	000	141216475	10/07/2021	AMAZON CAPITAL SERVI	73.53
141	71100	429	000	141216475	10/07/2021	AMAZON CAPITAL SERVI	261.79
141	71100	429	000	141216475	10/07/2021	AMAZON CAPITAL SERVI	180.20
141	71100	429	000	141216475	10/07/2021	AMAZON CAPITAL SERVI	16.02
141	71100	429	000	141216475	10/07/2021	AMAZON CAPITAL SERVI	16.59
141	72130	499	000	141216475	10/07/2021	AMAZON CAPITAL SERVI	399.07
141	72250	499	000	141216475	10/07/2021	AMAZON CAPITAL SERVI	266.48
141	72310	599	000	141216476	10/07/2021	AURORA INSTITUTE	500.00
141	71100	499	000	141216477	10/07/2021	BAILEY, ASHLEY	35.15

		CHECK CHECK					
FND	ACCT	OBJ	PRJ	NUMBER	DATE	VENDOR	AMOUNT
141	71100	499	000	141216478	10/07/2021	BOONES CREEK ELEMENT	388.89
141	72220	355	000	141216479	10/07/2021	CAMPBELL, AMANDA	99.17
141	72210	336	000	141216480	10/07/2021	CAPSTONE PRESS	1,999.00
141	72220	355	000	141216481	10/07/2021	CARR, ABIGAIL	68.15
141	72250	499	000	141216482	10/07/2021	CDW GOVERNMENT, INC	9,550.00
141	72610	599	000	141216483	10/07/2021	CENTURYLINK	134.16
141	72710	453	000	141216484	10/07/2021	CHAMPION CHEVROLET-C	60.95
141	72220	355	000	141216485	10/07/2021	CHAPMAN, JOHANNA	105.75
141	72220	399	000	141216486	10/07/2021	CHEROKEE HEALTH SYST	172.00
141	72220	399	000	141216486	10/07/2021	CHEROKEE HEALTH SYST	172.00
141	72230	499	000	141216487	10/07/2021	CHICK FIL-A	233.70
141	72620	499	000	141216488	10/07/2021	CITY ELECTRIC SUPPLY	386.10
141	72620	499	000	141216488	10/07/2021	CITY ELECTRIC SUPPLY	45.00
141	72620	499	000	141216488	10/07/2021	CITY ELECTRIC SUPPLY	234.00
141	72620	499	000	141216488	10/07/2021	CITY ELECTRIC SUPPLY	390.00
141	72120	355	000	141216489	10/07/2021	COLLETTE, TERESA	101.05
141	72320	399	000	141216490	10/07/2021	COMCAST	63.37
141	72320	399	000	141216490	10/07/2021	COMCAST	85.92
141	72610	399	000	141216491	10/07/2021	CRYSTAL SPRINGS	77.90
141	72220	355	000	141216492	10/07/2021	CULBERTSON, ALICIA	124.55
141	71100	499	000	141216493	10/07/2021	DANIEL BOONE HIGH SC	1,919.42
141	71100	499	000	141216494	10/07/2021	DAVID CROCKETT HIGH	2,942.48
141	71100	499	000	141216495	10/07/2021	DEPEW, MICHELLE	35.15
141	72710	207	000	141216496	10/07/2021	DIRECT HEALTH CARE	100.00
141	72710	599	000	141216496	10/07/2021	DIRECT HEALTH CARE	950.00
141	72620	499	000	141216497	10/07/2021	EAST TENNESSEE RENT-	275.00
141	71100	499	000	141216498	10/07/2021	FALL BRANCH SCHOOL	72.44
141	72620	499	000	141216499	10/07/2021	FENCO SUPPLY	89.55
141	72620	499	000	141216499	10/07/2021	FENCO SUPPLY	15.79
141	72620	499	000	141216499	10/07/2021	FENCO SUPPLY	352.10
141	72620	499	000	141216499	10/07/2021	FENCO SUPPLY	85.40
141	72620	499	000	141216499	10/07/2021	FENCO SUPPLY	69.46
141	72620	499	000	141216499	10/07/2021	FENCO SUPPLY	61.17
141	72620	499	000	141216499	10/07/2021	FENCO SUPPLY	77.34
141	72620	499	000	141216499	10/07/2021	FENCO SUPPLY	161.81
141	72620	499	000	141216499	10/07/2021	FENCO SUPPLY	140.48
141	72620	499	000	141216499	10/07/2021	FENCO SUPPLY	60.43
141	72620	499	000	141216499	10/07/2021	FENCO SUPPLY	252.13
141	72620	499	000	141216499	10/07/2021	FENCO SUPPLY	15.79
141	73400	499	000	141216500	10/07/2021	FENDER'S FARM	200.00
141	72620	499	000	141216501	10/07/2021	FERGUSON ENTERPRISES	289.88
141	72620	499	000	141216501	10/07/2021	FERGUSON ENTERPRISES	788.58
141	72620	499	000	141216501	10/07/2021	FERGUSON ENTERPRISES	762.00
141	72230	355	000	141216502	10/07/2021	FINK, CRYSTAL	56.02
141	72610	399	000	141216503	10/07/2021	FLEENOR SECURITY SYS	75.00
141	72610	399	000	141216503	10/07/2021	FLEENOR SECURITY SYS	63.03
141	72710	412	000	141216504	10/07/2021	FUE LZ-A MCPHERSON CO	25.00
141	72710	412	000	141216504	10/07/2021	FUE LZ-A MCPHERSON CO	25,049.43
141	72710	425	000	141216504	10/07/2021	FUE LZ-A MCPHERSON CO	14,909.53
141	72210	355	000	141216505	10/07/2021	GARST, JOHNATHAN	183.30
141	72210	355	000	141216507	10/07/2021	GOUGE, STEPHANIE	18.80
141	71100	499	000	141216508	10/07/2021	GRANDVIEW ELEMENTARY	274.54
141	71100	499	000	141216509	10/07/2021	GRAY ELEMENTARY SCHO	22.04
141	72110	355	000	141216510	10/07/2021	GRAY, SHANNON	21.62
141	72610	499	000	141216511	10/07/2021	GREENE COUNTY KUBOTA	1,040.56
141	72210	355	000	141216512	10/07/2021	HAYES, CINDY	34.78

		CHECK CHECK					
FND	ACCT	OBJ	PRJ	NUMBER	DATE	VENDOR	AMOUNT
141	72120	355	000	141216513	10/07/2021	HITE, EMILY	7.52
141	71100	429	000	141216514	10/07/2021	INGLES MARKETS, INC	58.02
141	72610	454	000	141216515	10/07/2021	JOHNSON CITY UTILITY	467.17
141	72610	454	000	141216515	10/07/2021	JOHNSON CITY UTILITY	16.35
141	72610	454	000	141216515	10/07/2021	JOHNSON CITY UTILITY	1,310.12
141	72610	454	000	141216515	10/07/2021	JOHNSON CITY UTILITY	54.86
141	71100	499	000	141216516	10/07/2021	JONESBOROUGH ELEMENT	78.08
141	71100	499	000	141216517	10/07/2021	JONESBOROUGH MIDDLE	59.80
141	72410	355	000	141216518	10/07/2021	KITE, JOSH	178.60
141	71100	499	000	141216519	10/07/2021	LAMAR SCHOOL	51.80
141	72210	336	000	141216520	10/07/2021	LAMINATOR.COM	358.38
141	72220	355	000	141216521	10/07/2021	LOYD, KATHY	278.71
141	71100	449	000	141216522	10/07/2021	MACMILLAN HOLDINGS L	3,557.20
141	71300	429	000	141216523	10/07/2021	MARIANNA INDUSTRIES	309.18
141	71300	429	000	141216523	10/07/2021	MARIANNA INDUSTRIES	90.84
141	72510	355	000	141216524	10/07/2021	MASTERS, PAUL	25.85
141	72120	355	000	141216525	10/07/2021	MEADE, MEAGAN	14.10
141	72710	453	000	141216526	10/07/2021	MID-SOUTH BUS CENTER	411.49
141	72710	453	000	141216526	10/07/2021	MID-SOUTH BUS CENTER	330.17
141	72710	453	000	141216526	10/07/2021	MID-SOUTH BUS CENTER	563.36
141	72710	453	000	141216526	10/07/2021	MID-SOUTH BUS CENTER	377.21
141	72250	499	000	141216527	10/07/2021	NewEgg Business	169.96
141	72250	499	000	141216527	10/07/2021	NewEgg Business	119.97
141	72250	499	000	141216527	10/07/2021	NewEgg Business	145.81
141	72410	499	000	141216528	10/07/2021	OFFICE DEPOT	6.19
141	72410	499	000	141216528	10/07/2021	OFFICE DEPOT	80.56
141	72410	499	000	141216528	10/07/2021	OFFICE DEPOT	22.62
141	72410	499	000	141216528	10/07/2021	OFFICE DEPOT	12.18
141	72410	499	000	141216528	10/07/2021	OFFICE DEPOT	18.89
141	72410	499	000	141216528	10/07/2021	OFFICE DEPOT	19.52
141	72410	499	000	141216528	10/07/2021	OFFICE DEPOT	22.59
141	72410	499	000	141216528	10/07/2021	OFFICE DEPOT	213.03
141	71100	429	000	141216528	10/07/2021	OFFICE DEPOT	84.19
141	71100	429	000	141216528	10/07/2021	OFFICE DEPOT	117.63
141	71100	429	000	141216528	10/07/2021	OFFICE DEPOT	199.68
141	71100	429	000	141216528	10/07/2021	OFFICE DEPOT	249.31
141	71100	429	000	141216528	10/07/2021	OFFICE DEPOT	34.49
141	71100	429	000	141216528	10/07/2021	OFFICE DEPOT	106.28
141	71100	429	000	141216528	10/07/2021	OFFICE DEPOT	50.79
141	71100	429	000	141216528	10/07/2021	OFFICE DEPOT	90.29
141	71100	429	000	141216528	10/07/2021	OFFICE DEPOT	41.94
141	72250	499	000	141216528	10/07/2021	OFFICE DEPOT	35.99
141	71300	429	000	141216528	10/07/2021	OFFICE DEPOT	386.30
141	72210	355	000	141216529	10/07/2021	OGLE, JOSH	131.13
141	72210	355	000	141216529	10/07/2021	OGLE, JOSH	93.06
141	72610	499	000	141216530	10/07/2021	OLDE TOWNE SMALL ENG	121.98
141	72610	499	000	141216530	10/07/2021	OLDE TOWNE SMALL ENG	230.70
141	72610	499	000	141216530	10/07/2021	OLDE TOWNE SMALL ENG	26.50
141	72610	499	000	141216530	10/07/2021	OLDE TOWNE SMALL ENG	359.95
141	72620	499	000	141216531	10/07/2021	OLDE TOWNE LOCK & KE	34.97
141	72610	499	000	141216532	10/07/2021	PIONEER ATHLETICS	8,104.25
141	72410	499	000	141216533	10/07/2021	QUILL LLC	233.06
141	72410	499	000	141216533	10/07/2021	QUILL LLC	10.56
141	72410	499	000	141216533	10/07/2021	QUILL LLC	7.20
141	72410	499	000	141216533	10/07/2021	QUILL LLC	5.34
141	71100	499	000	141216533	10/07/2021	QUILL LLC	1,111.32

				CHECK CHECK			
FND	ACCT	OBJ	PRJ	NUMBER	DATE	VENDOR	AMOUNT
141	71200	429	000	141216533	10/07/2021	QUILL LLC	89.99
141	71100	429	000	141216533	10/07/2021	QUILL LLC	64.29
141	71100	429	000	141216533	10/07/2021	QUILL LLC	7.82
141	71100	429	000	141216533	10/07/2021	QUILL LLC	117.61
141	72210	432	000	141216533	10/07/2021	QUILL LLC	372.98
141	72250	499	000	141216533	10/07/2021	QUILL LLC	317.91
141	72250	499	000	141216533	10/07/2021	QUILL LLC	48.59
141	72250	499	000	141216533	10/07/2021	QUILL LLC	935.17
141	72220	355	000	141216535	10/07/2021	REID, JANEY	44.65
141	72210	432	000	141216536	10/07/2021	RENAISSANCE	2,676.00
141	72620	499	000	141216537	10/07/2021	RFC COMPANY	944.65
141	72620	499	000	141216537	10/07/2021	RFC COMPANY	409.94
141	71100	499	000	141216538	10/07/2021	RIDGEVIEW ELEMENTARY	90.92
141	72320	399	000	141216534	10/07/2021	ROBERT J. YOUNG COMP	282.75
141	72210	524	000	141216539	10/07/2021	SANFORD, SARAHFAYE	170.00
141	71100	429	000	141216540	10/07/2021	SCHOLASTIC INC	205.46
141	71100	429	000	141216541	10/07/2021	SCHOOL SPECIALTY LLC	394.83
141	71100	429	000	141216541	10/07/2021	SCHOOL SPECIALTY LLC	399.70
141	71200	429	000	141216541	10/07/2021	SCHOOL SPECIALTY LLC	210.01
141	71100	429	000	141216541	10/07/2021	SCHOOL SPECIALTY LLC	173.46
141	72220	355	000	141216542	10/07/2021	SELF, LEA	72.85
141	72620	499	000	141216543	10/07/2021	SHARE CORPORATION	630.00
141	72620	499	000	141216544	10/07/2021	SHERWIN WILLIAMS	-475.29
141	72620	499	000	141216544	10/07/2021	SHERWIN WILLIAMS	216.84
141	72620	499	000	141216544	10/07/2021	SHERWIN WILLIAMS	432.40
141	72620	499	000	141216544	10/07/2021	SHERWIN WILLIAMS	168.43
141	72250	499	000	141216545	10/07/2021	SHIELDS ELECTRONICS	98.18
141	72250	499	000	141216545	10/07/2021	SHIELDS ELECTRONICS	627.88
141	72250	499	000	141216545	10/07/2021	SHIELDS ELECTRONICS	129.98
141	72250	499	000	141216545	10/07/2021	SHIELDS ELECTRONICS	296.35
141	72320	399	000	141216546	10/07/2021	SHRED A WAY	40.00
141	72320	399	000	141216546	10/07/2021	SHRED A WAY	40.00
141	72320	399	000	141216546	10/07/2021	SHRED A WAY	40.00
141	72620	599	000	141216546	10/07/2021	SHRED A WAY	250.00
141	72120	355	000	141216547	10/07/2021	SMITH, DONNA	5.64
141	71100	499	000	141216548	10/07/2021	SOUTH CENTRAL SCHOOL	90.52
141	72610	499	000	141216549	10/07/2021	SOUTHERN STATES CO-O	6,090.00
141	72610	499	000	141216549	10/07/2021	SOUTHERN STATES CO-O	212.80
141	72220	355	000	141216550	10/07/2021	ST JOHN, SEBRENA	81.78
141	71100	429	000	141216551	10/07/2021	STEM SUPPLIES	871.56
141	71100	429	000	141216551	10/07/2021	STEM SUPPLIES	728.51
141	72510	355	000	141216552	10/07/2021	STEVENS, MICHELLE	10.34
141	71100	499	000	141216553	10/07/2021	SULPHUR SPRINGS SCHO	82.72
141	71100	429	000	141216555	10/07/2021	TEACHER'S DISCOVERY	30.44
141	71100	429	000	141216555	10/07/2021	TEACHER'S DISCOVERY	101.71
141	71100	429	000	141216557	10/07/2021	TENNESSEE OFFICE SUP	4.00
141	71100	429	000	141216557	10/07/2021	TENNESSEE OFFICE SUP	40.08
141	71100	429	000	141216557	10/07/2021	TENNESSEE OFFICE SUP	92.73
141	71100	429	000	141216557	10/07/2021	TENNESSEE OFFICE SUP	10.06
141	71100	429	000	141216557	10/07/2021	TENNESSEE OFFICE SUP	188.73
141	71100	429	000	141216557	10/07/2021	TENNESSEE OFFICE SUP	87.29
141	71100	429	000	141216557	10/07/2021	TENNESSEE OFFICE SUP	173.84
141	71100	429	000	141216557	10/07/2021	TENNESSEE OFFICE SUP	114.44
141	72120	355	000	141216559	10/07/2021	THOMAS, KARRIE	140.53
141	72620	499	000	141216560	10/07/2021	TMS SOUTH	957.09
141	72710	453	000	141216561	10/07/2021	TRUCK PRO	78.50

CHECK CHECK							
FND	ACCT	OBJ	PRJ	NUMBER	DATE	VENDOR	AMOUNT
141	72710	453	000	141216561	10/07/2021	TRUCK PRO	630.44
141	72710	453	000	141216561	10/07/2021	TRUCK PRO	107.57
141	72710	453	000	141216561	10/07/2021	TRUCK PRO	215.14
141	72710	453	000	141216561	10/07/2021	TRUCK PRO	363.75
141	72710	453	000	141216561	10/07/2021	TRUCK PRO	909.01
141	72250	499	000	141216562	10/07/2021	TYLER TECHNOLOGIES	9,575.00
141	71200	429	000	141216563	10/07/2021	US POST OFFICE	58.00
141	71200	599	000	141216564	10/07/2021	VERIZON WIRELESS	60.06
141	72320	307	000	141216564	10/07/2021	VERIZON WIRELESS	2,213.07
141	72250	499	000	141216564	10/07/2021	VERIZON WIRELESS	549.99
141	72320	307	000	141216564	10/07/2021	VERIZON WIRELESS	285.64
141	72120	355	000	141216565	10/07/2021	WAGNER, KELLY	56.87
141	71100	429	000	141216566	10/07/2021	WEST MUSIC	195.00
141	71100	429	000	141216566	10/07/2021	WEST MUSIC	100.50
141	71100	499	000	141216567	10/07/2021	WEST VIEW SCHOOL	126.68
141	72210	355	000	141216568	10/07/2021	WILLIAMS, CHRISTEN	245.34
141	72210	355	000	141216568	10/07/2021	WILLIAMS, CHRISTEN	210.56
141	72210	355	000	141216569	10/07/2021	WOODWARD, HANNAH	9.87
141	71100	299	000	141216587	10/12/2021	AIUTO	34.20
141	71100	299	000	141216588	10/12/2021	AMERICAN FIDELITY	40.00
141	71100	499	000	141216589	10/12/2021	BANKCARD CENTER	23.19
141	72110	355	000	141216589	10/12/2021	BANKCARD CENTER	579.33
141	72210	355	000	141216589	10/12/2021	BANKCARD CENTER	288.00
141	72310	599	000	141216589	10/12/2021	BANKCARD CENTER	1,151.58
141	72250	355	000	141216589	10/12/2021	BANKCARD CENTER	9.78
141	72250	499	000	141216589	10/12/2021	BANKCARD CENTER	641.18
141	71100	299	000	141216595	10/12/2021	OPTUM	100.00
141	71100	299	000	141216595	10/12/2021	OPTUM	350.00
141	72620	499	000	141216598	10/15/2021	ADVANCE AUTO PARTS	44.99
141	72710	453	000	141216598	10/15/2021	ADVANCE AUTO PARTS	1,146.15
141	72620	499	000	141216599	10/15/2021	AIRGAS INC, SOUTH DI	18.90
141	72210	355	000	141216600	10/15/2021	AKIN, JACOB	150.87
141	72710	330	000	141216601	10/15/2021	ALLY	350.54
141	71100	429	000	141216602	10/15/2021	AMAZON CAPITAL SERVI	14.10
141	71100	429	000	141216602	10/15/2021	AMAZON CAPITAL SERVI	43.96
141	71100	429	000	141216602	10/15/2021	AMAZON CAPITAL SERVI	178.85
141	71100	429	000	141216602	10/15/2021	AMAZON CAPITAL SERVI	145.31
141	71100	499	000	141216602	10/15/2021	AMAZON CAPITAL SERVI	134.67
141	71100	499	000	141216602	10/15/2021	AMAZON CAPITAL SERVI	33.93
141	71100	499	000	141216602	10/15/2021	AMAZON CAPITAL SERVI	12.16
141	72620	499	000	141216603	10/15/2021	ANDY OXY CO INC	26.61
141	72710	424	000	141216604	10/15/2021	ATCO INTERNATIONAL	200.55
141	72620	499	000	141216605	10/15/2021	AUTO ZONE	6.09
141	72250	499	000	141216606	10/15/2021	BEACON TECHNOLOGIES	570.00
141	71200	429	000	141216607	10/15/2021	BEN FRANKLIN CRAFTS	200.00
141	72710	450	000	141216608	10/15/2021	BEST ONE TIRE	481.40
141	72710	450	000	141216608	10/15/2021	BEST ONE TIRE	533.40
141	72710	450	000	141216608	10/15/2021	BEST ONE TIRE	280.00
141	72710	450	000	141216608	10/15/2021	BEST ONE TIRE	481.40
141	72710	450	000	141216608	10/15/2021	BEST ONE TIRE	6,922.32
141	72710	450	000	141216608	10/15/2021	BEST ONE TIRE	1,522.50
141	72710	450	000	141216608	10/15/2021	BEST ONE TIRE	281.40
141	72710	450	000	141216608	10/15/2021	BEST ONE TIRE	200.70
141	72710	450	000	141216608	10/15/2021	BEST ONE TIRE	66.55
141	72310	305	000	141216609	10/15/2021	BLACKBURN CHILDERS &	45,700.00
141	72610	434	000	141216610	10/15/2021	BLOSSMAN GAS & APPLI	5,467.41

CHECK CHECK							
FND	ACCT	OBJ	PRJ	NUMBER	DATE	VENDOR	AMOUNT
141	72220	355	000	141216611	10/15/2021	BOWMAN, JEREMY	85.54
141	72210	524	000	141216612	10/15/2021	BROWN, ASHLEY	155.00
141	72610	599	000	141216613	10/15/2021	CENTURYLINK	28.02
141	72610	399	000	141216614	10/15/2021	CHEM-AQUA INC	1,332.62
141	72220	399	000	141216615	10/15/2021	CHEROKEE HEALTH SYST	131.00
141	72220	399	000	141216615	10/15/2021	CHEROKEE HEALTH SYST	131.00
141	72220	355	000	141216616	10/15/2021	CHITTUM, ROB	224.19
141	72610	454	000	141216617	10/15/2021	CHUCKEY UTILITY DIST	325.93
141	72220	355	000	141216618	10/15/2021	CHURCH, ASHLEY	98.70
141	72610	599	000	141216619	10/15/2021	CINTAS	49.77
141	72610	599	000	141216619	10/15/2021	CINTAS	49.77
141	72610	599	000	141216619	10/15/2021	CINTAS	49.77
141	72610	599	000	141216619	10/15/2021	CINTAS	49.77
141	72610	599	000	141216619	10/15/2021	CINTAS	56.01
141	72610	599	000	141216619	10/15/2021	CINTAS	56.01
141	72610	599	000	141216619	10/15/2021	CINTAS	56.01
141	72610	599	000	141216619	10/15/2021	CINTAS	56.01
141	72610	599	000	141216619	10/15/2021	CINTAS	56.01
141	72610	599	000	141216619	10/15/2021	CINTAS	56.01
141	72610	599	000	141216619	10/15/2021	CINTAS	68.09
141	72610	599	000	141216619	10/15/2021	CINTAS	68.09
141	72610	599	000	141216619	10/15/2021	CINTAS	68.09
141	72610	599	000	141216619	10/15/2021	CINTAS	68.09
141	72610	599	000	141216619	10/15/2021	CINTAS	68.09
141	72610	599	000	141216619	10/15/2021	CINTAS	68.09
141	72610	599	000	141216619	10/15/2021	CINTAS	25.00
141	72610	599	000	141216619	10/15/2021	CINTAS	25.00
141	72610	599	000	141216619	10/15/2021	CINTAS	25.00
141	72610	599	000	141216619	10/15/2021	CINTAS	25.00
141	72620	599	000	141216619	10/15/2021	CINTAS	386.49
141	72620	599	000	141216619	10/15/2021	CINTAS	386.49
141	72620	599	000	141216619	10/15/2021	CINTAS	756.55
141	72620	599	000	141216619	10/15/2021	CINTAS	392.88
141	72710	599	000	141216619	10/15/2021	CINTAS	40.47
141	72710	599	000	141216619	10/15/2021	CINTAS	40.47
141	72710	599	000	141216619	10/15/2021	CINTAS	40.47
141	72710	599	000	141216619	10/15/2021	CINTAS	40.47
141	72710	599	000	141216619	10/15/2021	CINTAS	97.72
141	72710	599	000	141216619	10/15/2021	CINTAS	97.72
141	72710	599	000	141216619	10/15/2021	CINTAS	97.72
141	72710	599	000	141216619	10/15/2021	CINTAS	97.72
141	72610	599	000	141216619	10/15/2021	CINTAS	25.00
141	72610	454	000	141216620	10/15/2021	CITY OF KINGSPORT	163.42
141	72620	499	000	141216621	10/15/2021	CLINE-HOLDER ELECTRI	419.05
141	72620	499	000	141216621	10/15/2021	CLINE-HOLDER ELECTRI	274.05
141	72620	499	000	141216621	10/15/2021	CLINE-HOLDER ELECTRI	555.85
141	72620	499	000	141216621	10/15/2021	CLINE-HOLDER ELECTRI	443.00
141	72210	355	000	141216622	10/15/2021	CROSBY, MEGAN	60.16
141	72210	355	000	141216622	10/15/2021	CROSBY, MEGAN	79.43
141	72210	432	000	141216623	10/15/2021	EBSCO INFORMATION SE	3,000.00
141	72320	307	000	141216624	10/15/2021	ENA SERVICES LLC	356.61
141	72320	307	000	141216624	10/15/2021	ENA SERVICES LLC	434.61
141	72320	307	000	141216624	10/15/2021	ENA SERVICES LLC	616.83
141	72320	307	000	141216624	10/15/2021	ENA SERVICES LLC	504.78
141	72320	307	000	141216624	10/15/2021	ENA SERVICES LLC	189.34
141	72320	307	000	141216624	10/15/2021	ENA SERVICES LLC	321.52
141	72320	307	000	141216624	10/15/2021	ENA SERVICES LLC	234.18
141	72320	307	000	141216624	10/15/2021	ENA SERVICES LLC	238.10

CHECK CHECK							
FND	ACCT	OBJ	PRJ	NUMBER	DATE	VENDOR	AMOUNT
141	72320	307	000	141216624	10/15/2021	ENA SERVICES LLC	199.10
141	72320	307	000	141216624	10/15/2021	ENA SERVICES LLC	225.76
141	72320	307	000	141216624	10/15/2021	ENA SERVICES LLC	161.84
141	72320	307	000	141216624	10/15/2021	ENA SERVICES LLC	419.44
141	72320	307	000	141216624	10/15/2021	ENA SERVICES LLC	211.68
141	72320	307	000	141216624	10/15/2021	ENA SERVICES LLC	206.26
141	72710	307	000	141216624	10/15/2021	ENA SERVICES LLC	54.17
141	72620	307	000	141216624	10/15/2021	ENA SERVICES LLC	236.60
141	72320	307	000	141216624	10/15/2021	ENA SERVICES LLC	223.60
141	72320	307	000	141216624	10/15/2021	ENA SERVICES LLC	488.78
141	72610	599	000	141216624	10/15/2021	ENA SERVICES LLC	931.06
141	73300	599	000	141216624	10/15/2021	ENA SERVICES LLC	98.76
141	72620	499	000	141216625	10/15/2021	FASTENAL	316.30
141	72620	499	000	141216625	10/15/2021	FASTENAL	117.46
141	72620	499	000	141216625	10/15/2021	FASTENAL	589.17
141	73400	429	000	141216626	10/15/2021	FENDER'S FARM	150.00
141	72710	425	000	141216627	10/15/2021	FERGUSON, ART	39.61
141	72210	524	000	141216629	10/15/2021	FOISTER, MARY	155.00
141	71100	499	000	141216630	10/15/2021	FOOD CITY	291.01
141	72620	499	000	141216631	10/15/2021	FOSTER SIGNS	90.00
141	72620	499	000	141216631	10/15/2021	FOSTER SIGNS	250.00
141	72620	499	000	141216631	10/15/2021	FOSTER SIGNS	250.00
141	71100	207	000	141216632	10/15/2021	FREEMAN, RICK	3,023.00
141	72250	355	000	141216633	10/15/2021	FULLBRIGHT, CURTIS	64.39
141	71100	499	000	141216634	10/15/2021	GALE, TINA	87.50
141	72410	355	000	141216635	10/15/2021	GOOD, DANNY	96.82
141	71300	429	000	141216636	10/15/2021	GREENHOUSE MEGASTORE	779.29
141	71100	499	000	141216637	10/15/2021	HALL, RODNEY	350.00
141	72620	499	000	141216638	10/15/2021	HOME DEPOT PRO	203.54
141	72610	410	000	141216638	10/15/2021	HOME DEPOT PRO	80.08
141	72610	410	000	141216638	10/15/2021	HOME DEPOT PRO	41.46
141	72610	410	000	141216638	10/15/2021	HOME DEPOT PRO	196.70
141	72610	410	000	141216638	10/15/2021	HOME DEPOT PRO	86.65
141	72610	410	000	141216638	10/15/2021	HOME DEPOT PRO	456.00
141	72610	410	000	141216638	10/15/2021	HOME DEPOT PRO	52.08
141	72610	410	000	141216638	10/15/2021	HOME DEPOT PRO	1,070.51
141	72610	410	000	141216638	10/15/2021	HOME DEPOT PRO	1,729.44
141	72610	410	000	141216638	10/15/2021	HOME DEPOT PRO	1,096.37
141	72610	410	000	141216638	10/15/2021	HOME DEPOT PRO	175.23
141	72610	410	000	141216638	10/15/2021	HOME DEPOT PRO	795.96
141	72610	410	000	141216638	10/15/2021	HOME DEPOT PRO	1,098.72
141	72610	410	000	141216638	10/15/2021	HOME DEPOT PRO	564.68
141	72610	410	000	141216638	10/15/2021	HOME DEPOT PRO	880.52
141	72610	410	000	141216638	10/15/2021	HOME DEPOT PRO	706.39
141	72610	410	000	141216638	10/15/2021	HOME DEPOT PRO	150.85
141	72610	410	000	141216638	10/15/2021	HOME DEPOT PRO	229.52
141	72710	425	000	141216640	10/15/2021	JEFFERS, LEN	44.00
141	72610	454	000	141216641	10/15/2021	JONESBOROUGH WATER D	3,283.85
141	72610	454	000	141216641	10/15/2021	JONESBOROUGH WATER D	721.37
141	72210	524	000	141216642	10/15/2021	KETRON, CATHY	155.00
141	72710	425	000	141216643	10/15/2021	LEDFOORD, ROBERT	25.00
141	71100	429	000	141216644	10/15/2021	LIVESCHOOL	3,950.00
141	72410	599	000	141216645	10/15/2021	LOWE'S	444.91
141	72620	499	000	141216645	10/15/2021	LOWE'S	4,321.50
141	71300	429	000	141216645	10/15/2021	LOWE'S	1,114.43
141	71300	429	000	141216645	10/15/2021	LOWE'S	1,418.46

		CHECK CHECK					
FND	ACCT	OBJ	PRJ	NUMBER	DATE	VENDOR	AMOUNT
141	72710	424	000	141216646	10/15/2021	MATHESON TRI-GAS INC	65.70
141	72620	499	000	141216647	10/15/2021	MCCALL COMMERCIAL FE	3,176.00
141	71100	499	000	141216648	10/15/2021	MEDCO SUPPLY COMPANY	138.85
141	72210	524	000	141216649	10/15/2021	NASH, LORI	130.00
141	72210	336	000	141216650	10/15/2021	NEARPOD INC	2,000.00
141	72620	336	000	141216651	10/15/2021	NOR-WELL COMPANY	9,940.00
141	71100	499	000	141216652	10/15/2021	NOTABLE, INC (KAMI)	396.00
141	71100	429	000	141216653	10/15/2021	OFFICE DEPOT	199.62
141	71100	429	000	141216653	10/15/2021	OFFICE DEPOT	199.73
141	71100	429	000	141216653	10/15/2021	OFFICE DEPOT	185.82
141	71100	429	000	141216653	10/15/2021	OFFICE DEPOT	60.47
141	71100	429	000	141216653	10/15/2021	OFFICE DEPOT	15.74
141	71100	429	000	141216653	10/15/2021	OFFICE DEPOT	95.53
141	71100	429	000	141216653	10/15/2021	OFFICE DEPOT	197.27
141	71100	429	000	141216653	10/15/2021	OFFICE DEPOT	128.40
141	71100	429	000	141216653	10/15/2021	OFFICE DEPOT	191.04
141	71100	429	000	141216653	10/15/2021	OFFICE DEPOT	198.19
141	71100	429	000	141216653	10/15/2021	OFFICE DEPOT	196.41
141	71100	429	000	141216653	10/15/2021	OFFICE DEPOT	133.12
141	71100	429	000	141216653	10/15/2021	OFFICE DEPOT	199.18
141	71100	429	000	141216653	10/15/2021	OFFICE DEPOT	198.49
141	72130	499	000	141216653	10/15/2021	OFFICE DEPOT	312.86
141	72130	499	000	141216653	10/15/2021	OFFICE DEPOT	87.14
141	72130	499	000	141216653	10/15/2021	OFFICE DEPOT	397.24
141	71200	429	000	141216653	10/15/2021	OFFICE DEPOT	196.16
141	71200	429	000	141216653	10/15/2021	OFFICE DEPOT	197.79
141	71200	429	000	141216653	10/15/2021	OFFICE DEPOT	199.97
141	71200	429	000	141216653	10/15/2021	OFFICE DEPOT	199.43
141	71200	429	000	141216653	10/15/2021	OFFICE DEPOT	199.02
141	71200	429	000	141216653	10/15/2021	OFFICE DEPOT	196.28
141	71200	429	000	141216653	10/15/2021	OFFICE DEPOT	41.52
141	71200	429	000	141216653	10/15/2021	OFFICE DEPOT	157.04
141	71100	299	000	141216654	10/15/2021	THE OMNI GROUP	112.00
141	72210	355	000	141216655	10/15/2021	PERCELL, CINDY	18.33
141	72610	399	000	141216656	10/15/2021	PREMIER FIRE PROTECT	794.00
141	71100	499	000	141216657	10/15/2021	QUALITY TROPHY & ENG	810.00
141	71300	730	000	141216658	10/15/2021	RELETECH	14,991.00
141	72410	599	000	141216659	10/15/2021	RIDDELL ALL AMERICAN	2,620.36
141	71100	429	000	141216660	10/15/2021	SCHOLASTIC INC	680.69
141	71100	499	000	141216660	10/15/2021	SCHOLASTIC INC	260.98
141	72610	499	000	141216661	10/15/2021	SITE ONE LANDSCAPE S	287.58
141	72250	499	000	141216662	10/15/2021	STAPLES	214.95
141	72250	499	000	141216662	10/15/2021	STAPLES	914.95
141	72610	399	000	141216663	10/15/2021	STATE OF TENNESSEE	55.00
141	72120	599	000	141216664	10/15/2021	SYNCHRONY BANK JCP	682.00
141	72220	524	000	141216665	10/15/2021	TASP	250.00
141	72220	355	000	141216666	10/15/2021	TEILMANN, CHRISTIE	69.56
141	72620	499	000	141216668	10/15/2021	TMS SOUTH	133.06
141	72620	499	000	141216669	10/15/2021	TRANE COMPANY	308.81
141	72620	499	000	141216669	10/15/2021	TRANE COMPANY	13.43
141	72610	499	000	141216670	10/15/2021	TRI CITY MOWER & SAW	15.00
141	72610	499	000	141216670	10/15/2021	TRI CITY MOWER & SAW	70.98
141	72610	499	000	141216670	10/15/2021	TRI CITY MOWER & SAW	112.99
141	72610	499	000	141216671	10/15/2021	WASHINGTON FARMERS C	91.00
141	72610	499	000	141216671	10/15/2021	WASHINGTON FARMERS C	340.51
141	72610	499	000	141216671	10/15/2021	WASHINGTON FARMERS C	417.00

		CHECK CHECK					
FND	ACCT	OBJ	PRJ	NUMBER	DATE	VENDOR	AMOUNT
141	72610	499	000	141216671	10/15/2021	WASHINGTON FARMERS C	60.00
141	72210	524	000	141216672	10/15/2021	WILLIAMS, KRISTEN	155.00
141	72610	359	000	141216673	10/15/2021	WM CORPORATE SERVICE	57.33
141	72620	499	000	141216674	10/15/2021	WM. S. TRIMBLE COMPA	550.00
141	72610	434	000	141216686	10/19/2021	ATMOS ENERGY	42.00
141	72610	434	000	141216686	10/19/2021	ATMOS ENERGY	42.00
141	72610	434	000	141216686	10/19/2021	ATMOS ENERGY	46.38
141	72610	434	000	141216686	10/19/2021	ATMOS ENERGY	48.12
141	72610	434	000	141216686	10/19/2021	ATMOS ENERGY	105.07
141	72610	434	000	141216686	10/19/2021	ATMOS ENERGY	42.91
141	72610	434	000	141216686	10/19/2021	ATMOS ENERGY	42.00
141	72610	434	000	141216686	10/19/2021	ATMOS ENERGY	421.45
141	72610	434	000	141216686	10/19/2021	ATMOS ENERGY	124.72
141	72210	524	000	141216687	10/19/2021	BOLUS, CANDICE	36.00
141	72610	415	000	141216688	10/19/2021	BRIGHT RIDGE	7,514.90
141	72610	415	000	141216688	10/19/2021	BRIGHT RIDGE	1,262.82
141	72610	415	000	141216688	10/19/2021	BRIGHT RIDGE	863.17
141	72610	415	000	141216688	10/19/2021	BRIGHT RIDGE	15,429.68
141	72610	415	000	141216688	10/19/2021	BRIGHT RIDGE	13,877.06
141	72610	415	000	141216688	10/19/2021	BRIGHT RIDGE	4,479.91
141	72610	415	000	141216688	10/19/2021	BRIGHT RIDGE	9,340.57
141	72610	415	000	141216688	10/19/2021	BRIGHT RIDGE	9,571.05
141	72610	415	000	141216688	10/19/2021	BRIGHT RIDGE	6,519.22
141	72610	415	000	141216688	10/19/2021	BRIGHT RIDGE	11,535.51
141	72610	415	000	141216688	10/19/2021	BRIGHT RIDGE	6,162.14
141	72610	415	000	141216688	10/19/2021	BRIGHT RIDGE	7,480.33
141	72610	415	000	141216688	10/19/2021	BRIGHT RIDGE	7,162.90
141	72610	415	000	141216688	10/19/2021	BRIGHT RIDGE	26,296.27
141	72610	415	000	141216688	10/19/2021	BRIGHT RIDGE	22,537.59
141	72610	415	000	141216688	10/19/2021	BRIGHT RIDGE	14,560.50
141	72210	524	000	141216689	10/19/2021	CLAWSON, DUSTIN	282.00
141	72210	524	000	141216689	10/19/2021	CLAWSON, DUSTIN	36.00
141	72210	524	000	141216689	10/19/2021	CLAWSON, DUSTIN	20.00
141	72210	524	000	141216690	10/19/2021	EMBASSY SUITES	1,774.00
141	72210	524	000	141216691	10/19/2021	FLANNAGAN, ARIEL	36.00
141	72210	524	000	141216692	10/19/2021	FOX, JILL	36.00
141	72210	524	000	141216693	10/19/2021	FOX, JONATHAN	36.00
141	72210	524	000	141216693	10/19/2021	FOX, JONATHAN	282.00
141	72210	524	000	141216693	10/19/2021	FOX, JONATHAN	20.00
141	72610	454	000	141216694	10/19/2021	JOHNSON CITY UTILITY	2,464.39
141	72610	454	000	141216694	10/19/2021	JOHNSON CITY UTILITY	1,912.42
141	72610	454	000	141216694	10/19/2021	JOHNSON CITY UTILITY	4,651.52
141	72610	359	000	141216694	10/19/2021	JOHNSON CITY UTILITY	853.50
141	72610	359	000	141216694	10/19/2021	JOHNSON CITY UTILITY	898.50
141	72610	359	000	141216694	10/19/2021	JOHNSON CITY UTILITY	55.00
141	72610	359	000	141216694	10/19/2021	JOHNSON CITY UTILITY	453.50
141	72610	359	000	141216694	10/19/2021	JOHNSON CITY UTILITY	114.50
141	72610	359	000	141216694	10/19/2021	JOHNSON CITY UTILITY	259.00
141	72610	359	000	141216694	10/19/2021	JOHNSON CITY UTILITY	110.00
141	72610	359	000	141216694	10/19/2021	JOHNSON CITY UTILITY	379.96
141	72610	359	000	141216694	10/19/2021	JOHNSON CITY UTILITY	301.49
141	72610	359	000	141216694	10/19/2021	JOHNSON CITY UTILITY	324.21
141	72610	359	000	141216694	10/19/2021	JOHNSON CITY UTILITY	63.99
141	72610	359	000	141216694	10/19/2021	JOHNSON CITY UTILITY	298.62
141	72610	454	000	141216694	10/19/2021	JOHNSON CITY UTILITY	908.06
141	72610	359	000	141216694	10/19/2021	JOHNSON CITY UTILITY	22.55

CHECK CHECK							
FND	ACCT	OBJ	PRJ	NUMBER	DATE	VENDOR	AMOUNT
141	72610	454	000	141216694	10/19/2021	JOHNSON CITY UTILITY	3,797.57
141	72610	359	000	141216694	10/19/2021	JOHNSON CITY UTILITY	6,648.00
141	72610	359	000	141216694	10/19/2021	JOHNSON CITY UTILITY	267.80
141	72210	524	000	141216695	10/19/2021	JOHNS, TRACY	36.00
141	72210	524	000	141216695	10/19/2021	JOHNS, TRACY	282.00
141	72210	524	000	141216695	10/19/2021	JOHNS, TRACY	20.00
141	72210	524	000	141216696	10/19/2021	MOODY, TAMMY	36.00
141	72210	524	000	141216696	10/19/2021	MOODY, TAMMY	282.00
141	72210	524	000	141216696	10/19/2021	MOODY, TAMMY	20.00
141	72210	524	000	141216697	10/19/2021	ROUNTREE, ERIC	282.00
141	72210	524	000	141216697	10/19/2021	ROUNTREE, ERIC	36.00
141	72210	524	000	141216697	10/19/2021	ROUNTREE, ERIC	20.00
141	72210	524	000	141216698	10/19/2021	SANDERS, GABE	36.00
141	71100	217	000	141216699	10/19/2021	TENN CONSOLIDATED RE	12,859.25
141	72620	499	000	141216700	10/22/2021	ALLIED METALS	222.04
141	71100	299	000	141216701	10/22/2021	AMERICAN FIDELITY AS	238.97
141	72620	335	000	141216702	10/22/2021	BARNARD ROOFING	1,969.00
141	72210	524	000	141216703	10/22/2021	BARNES & NOBLE INC	31.95
141	72620	499	000	141216704	10/22/2021	BATTERIES PLUS LLC	105.92
141	71100	429	000	141216705	10/22/2021	BLICK ART MATERIALS	398.91
141	72210	432	000	141216706	10/22/2021	BOUND TO STAY BOUND	2,714.66
141	72210	432	000	141216707	10/22/2021	CAPSTONE PRESS	1,709.05
141	72210	432	000	141216707	10/22/2021	CAPSTONE PRESS	1,139.05
141	71100	499	000	141216708	10/22/2021	CAROLINA BIOLOGICAL	839.43
141	71100	499	000	141216708	10/22/2021	CAROLINA BIOLOGICAL	713.47
141	71100	499	000	141216708	10/22/2021	CAROLINA BIOLOGICAL	296.13
141	71100	499	000	141216708	10/22/2021	CAROLINA BIOLOGICAL	228.95
141	72210	355	000	141216709	10/22/2021	CARR, MELINDA	77.55
141	72610	399	000	141216710	10/22/2021	CES CORPORATION	260.00
141	72610	399	000	141216710	10/22/2021	CES CORPORATION	220.00
141	72610	399	000	141216710	10/22/2021	CES CORPORATION	380.00
141	72610	399	000	141216710	10/22/2021	CES CORPORATION	380.00
141	72610	399	000	141216710	10/22/2021	CES CORPORATION	220.00
141	72610	399	000	141216710	10/22/2021	CES CORPORATION	300.00
141	72610	399	000	141216710	10/22/2021	CES CORPORATION	304.00
141	72610	399	000	141216710	10/22/2021	CES CORPORATION	304.00
141	72610	399	000	141216710	10/22/2021	CES CORPORATION	220.00
141	72610	399	000	141216710	10/22/2021	CES CORPORATION	300.00
141	72610	399	000	141216710	10/22/2021	CES CORPORATION	220.00
141	72610	399	000	141216710	10/22/2021	CES CORPORATION	220.00
141	72610	399	000	141216710	10/22/2021	CES CORPORATION	987.00
141	72610	399	000	141216710	10/22/2021	CES CORPORATION	988.00
141	72610	399	000	141216710	10/22/2021	CES CORPORATION	380.00
141	71100	299	000	141216711	10/22/2021	CHLIC	1,813.51
141	72250	499	000	141216712	10/22/2021	CHROMEBOOK PARTS .CO	2,069.77
141	72210	432	000	141216713	10/22/2021	COAST TO COAST COMPU	715.00
141	72710	453	000	141216714	10/22/2021	CUMBERLAND INTERNATI	1,669.95
141	72710	425	000	141216715	10/22/2021	DANIELS, JOHN	90.00
141	71100	499	000	141216716	10/22/2021	DANIEL BOONE HIGH SC	424.72
141	71100	499	000	141216717	10/22/2021	DAVID CROCKETT HIGH	589.60
141	71200	429	000	141216718	10/22/2021	E SPECIAL NEEDS LLC	43.90
141	72250	350	000	141216719	10/22/2021	ENA SERVICES LLC	5,926.00
141	71100	399	000	141216720	10/22/2021	ETSU UNIVERSITY SCHO	329,408.96
141	71100	429	000	141216721	10/22/2021	FASE PRODUCTIONS	59.00
141	71100	499	000	141216722	10/22/2021	FISHER SCIENTIFIC CO	24.32
141	71100	499	000	141216722	10/22/2021	FISHER SCIENTIFIC CO	102.78

		CHECK CHECK					
FND	ACCT	OBJ	PRJ	NUMBER	DATE	VENDOR	AMOUNT
141	71100	499	000	141216722	10/22/2021	FISHER SCIENTIFIC CO	72.95
141	71100	499	000	141216722	10/22/2021	FISHER SCIENTIFIC CO	167.40
141	71100	499	000	141216722	10/22/2021	FISHER SCIENTIFIC CO	154.00
141	71100	499	000	141216723	10/22/2021	FLINN SCIENTIFIC	919.50
141	72250	399	000	141216724	10/22/2021	FOLLETT SCHOOL SOLUT	11,936.86
141	71100	499	000	141216725	10/22/2021	GALE, TINA	78.75
141	71100	429	000	141216726	10/22/2021	GOPHER SPORTS	101.15
141	72230	355	000	141216727	10/22/2021	HALE, CHARLES	117.50
141	72250	399	000	141216728	10/22/2021	IXL LEARNING	7,000.00
141	71100	429	000	141216729	10/22/2021	J W PEPPER & SON, IN	195.94
141	71100	429	000	141216730	10/22/2021	JONESBOROUGH ELEMENT	179.00
141	72210	336	000	141216731	10/22/2021	LAKESHORE LEARNING M	927.72
141	71100	499	000	141216732	10/22/2021	LEWIS, WARREN	35.15
141	72410	599	000	141216733	10/22/2021	LOKI NETS USA, LLC	2,892.10
141	72220	399	000	141216734	10/22/2021	MINI MIRACLES THERAP	8,894.62
141	72220	399	000	141216734	10/22/2021	MINI MIRACLES THERAP	360.00
141	71100	499	000	141216735	10/22/2021	MOBY MAX, LLC	383.36
141	71200	429	000	141216736	10/22/2021	NCS PEARSON INC	45.00
141	71200	429	000	141216736	10/22/2021	NCS PEARSON INC	209.88
141	71100	429	000	141216737	10/22/2021	NOTABLE, INC (KAMI)	99.00
141	71100	429	000	141216738	10/22/2021	OFFICE DEPOT INC	26.07
141	71100	429	000	141216738	10/22/2021	OFFICE DEPOT INC	29.00
141	71100	429	000	141216738	10/22/2021	OFFICE DEPOT INC	151.30
141	71100	429	000	141216738	10/22/2021	OFFICE DEPOT INC	17.32
141	71100	429	000	141216738	10/22/2021	OFFICE DEPOT INC	35.74
141	71100	429	000	141216738	10/22/2021	OFFICE DEPOT INC	1.64
141	71100	206	000	141216739	10/22/2021	AMERICAN UNITED LIFE	442.97
141	71200	206	000	141216739	10/22/2021	AMERICAN UNITED LIFE	1,326.00
141	71300	206	000	141216739	10/22/2021	AMERICAN UNITED LIFE	286.00
141	72110	206	000	141216739	10/22/2021	AMERICAN UNITED LIFE	1.00
141	72120	206	000	141216739	10/22/2021	AMERICAN UNITED LIFE	33.00
141	72130	206	000	141216739	10/22/2021	AMERICAN UNITED LIFE	102.00
141	72210	206	000	141216739	10/22/2021	AMERICAN UNITED LIFE	143.00
141	72220	206	000	141216739	10/22/2021	AMERICAN UNITED LIFE	38.00
141	72230	206	000	141216739	10/22/2021	AMERICAN UNITED LIFE	1.00
141	72320	206	000	141216739	10/22/2021	AMERICAN UNITED LIFE	5.00
141	72410	206	000	141216739	10/22/2021	AMERICAN UNITED LIFE	540.00
141	72510	206	000	141216739	10/22/2021	AMERICAN UNITED LIFE	1.00
141	72610	206	000	141216739	10/22/2021	AMERICAN UNITED LIFE	82.00
141	72620	206	000	141216739	10/22/2021	AMERICAN UNITED LIFE	14.00
141	72710	206	000	141216739	10/22/2021	AMERICAN UNITED LIFE	387.00
141	72810	206	000	141216739	10/22/2021	AMERICAN UNITED LIFE	1.00
141	72250	206	000	141216739	10/22/2021	AMERICAN UNITED LIFE	40.00
141	71100	299	000	141216739	10/22/2021	AMERICAN UNITED LIFE	187.86
141	72320	348	000	141216740	10/22/2021	PITNEY BOWES PURCHAS	1,000.00
141	72610	328	000	141216741	10/22/2021	PREMIERE BUILDING MA	5,417.38
141	72610	328	000	141216741	10/22/2021	PREMIERE BUILDING MA	5,968.04
141	72610	328	000	141216741	10/22/2021	PREMIERE BUILDING MA	3,482.36
141	72610	328	000	141216741	10/22/2021	PREMIERE BUILDING MA	5,440.08
141	72610	328	000	141216741	10/22/2021	PREMIERE BUILDING MA	4,669.00
141	72610	328	000	141216741	10/22/2021	PREMIERE BUILDING MA	5,663.47
141	72610	328	000	141216741	10/22/2021	PREMIERE BUILDING MA	4,265.23
141	72610	328	000	141216741	10/22/2021	PREMIERE BUILDING MA	4,216.54
141	72610	328	000	141216741	10/22/2021	PREMIERE BUILDING MA	12,843.35
141	72610	328	000	141216741	10/22/2021	PREMIERE BUILDING MA	12,843.35
141	72610	328	000	141216741	10/22/2021	PREMIERE BUILDING MA	5,981.92

CHECK CHECK							
FND	ACCT	OBJ	PRJ	NUMBER	DATE	VENDOR	AMOUNT
141	71100	499	000	141216742	10/22/2021	QUILL LLC	85.00
141	72250	499	000	141216742	10/22/2021	QUILL LLC	17.09
141	72250	499	000	141216742	10/22/2021	QUILL LLC	603.31
141	72250	499	000	141216742	10/22/2021	QUILL LLC	516.82
141	72250	499	000	141216742	10/22/2021	QUILL LLC	244.78
141	72250	499	000	141216742	10/22/2021	QUILL LLC	289.56
141	72250	499	000	141216742	10/22/2021	QUILL LLC	228.92
141	72250	499	000	141216742	10/22/2021	QUILL LLC	255.71
141	72250	499	000	141216742	10/22/2021	QUILL LLC	36.16
141	72250	499	000	141216742	10/22/2021	QUILL LLC	210.82
141	71100	429	000	141216743	10/22/2021	REALLY GOOD STUFF	146.62
141	71100	429	000	141216743	10/22/2021	REALLY GOOD STUFF	190.40
141	71100	429	000	141216744	10/22/2021	SCHOLASTIC INC	93.39
141	71100	429	000	141216744	10/22/2021	SCHOLASTIC INC	197.80
141	71100	429	000	141216744	10/22/2021	SCHOLASTIC INC	186.78
141	71100	429	000	141216744	10/22/2021	SCHOLASTIC INC	130.90
141	71100	499	000	141216745	10/22/2021	SIX RIVERS MEDIA LLC	536.00
141	71100	499	000	141216745	10/22/2021	SIX RIVERS MEDIA LLC	1,191.53
141	72210	355	000	141216746	10/22/2021	SMITH, ALICE ANN	63.45
141	72210	432	000	141216747	10/22/2021	STARFALL EDUCATION F	270.00
141	72210	336	000	141216747	10/22/2021	STARFALL EDUCATION F	270.00
141	71100	499	000	141216748	10/22/2021	STEM SUPPLIES	807.00
141	71100	499	000	141216748	10/22/2021	STEM SUPPLIES	807.00
141	71100	499	000	141216749	10/22/2021	T.O.S.S.	150.00
141	71100	429	000	141216750	10/22/2021	TENNESSEE OFFICE SUP	79.62
141	71100	429	000	141216750	10/22/2021	TENNESSEE OFFICE SUP	17.32
141	71100	429	000	141216750	10/22/2021	TENNESSEE OFFICE SUP	145.71
141	71100	429	000	141216750	10/22/2021	TENNESSEE OFFICE SUP	32.04
141	71100	429	000	141216750	10/22/2021	TENNESSEE OFFICE SUP	120.77
141	71100	429	000	141216750	10/22/2021	TENNESSEE OFFICE SUP	45.96
141	71100	429	000	141216750	10/22/2021	TENNESSEE OFFICE SUP	115.92
141	71100	429	000	141216750	10/22/2021	TENNESSEE OFFICE SUP	139.42
141	71100	429	000	141216750	10/22/2021	TENNESSEE OFFICE SUP	12.36
141	71100	429	000	141216750	10/22/2021	TENNESSEE OFFICE SUP	30.99
141	71100	429	000	141216750	10/22/2021	TENNESSEE OFFICE SUP	179.31
141	71100	429	000	141216750	10/22/2021	TENNESSEE OFFICE SUP	114.76
141	71100	429	000	141216750	10/22/2021	TENNESSEE OFFICE SUP	35.31
141	71100	429	000	141216750	10/22/2021	TENNESSEE OFFICE SUP	3.97
141	71100	429	000	141216750	10/22/2021	TENNESSEE OFFICE SUP	58.07
141	72320	435	000	141216750	10/22/2021	TENNESSEE OFFICE SUP	65.07
141	72320	435	000	141216750	10/22/2021	TENNESSEE OFFICE SUP	95.85
141	71300	429	000	141216750	10/22/2021	TENNESSEE OFFICE SUP	272.50
141	72220	355	000	141216751	10/22/2021	THOMPSON, LESLIE	74.73
141	72710	599	000	141216752	10/22/2021	TN DEPT OF SAFETY	250.00
141	72710	599	000	141216752	10/22/2021	TN DEPT OF SAFETY	250.00
141	72210	355	000	141216753	10/22/2021	TRAVIS, MYRA	123.61
141	71100	299	000	141216754	10/22/2021	TRUSTMARK SOLUTIONS	76.53
141	72250	399	000	141216755	10/22/2021	TYLER TECHNOLOGIES	350.00
141	71100	201	000	141216756	10/22/2021	UNITED STATES TREASU	1,484.77
141	71100	429	000	141216757	10/22/2021	WEST MUSIC	196.88
141	72310	331	000	141216771	10/26/2021	BENNETT & DECAMP PLL	4,500.00
141	71100	399	000	141216772	10/26/2021	CADAS INC	210.00
141	71100	399	000	141216773	10/26/2021	CEDAR GROVE CENTER	572.00
141	72230	355	000	141216774	10/26/2021	DRURY HOTEL	441.57
141	71100	499	000	141216775	10/26/2021	ETSU UNIV CAREER SER	100.00
141	72230	355	000	141216776	10/26/2021	FINK, CRYSTAL	126.00

CHECK CHECK							
FND	ACCT	OBJ	PRJ	NUMBER	DATE	VENDOR	AMOUNT
141	71100	429	000	141216778	10/26/2021	PLATFORM ATHLETICS,	800.00
141	72610	399	000	141216802	10/29/2021	LEO'S PEST CONTROL	100.00
141	72610	399	000	141216802	10/29/2021	LEO'S PEST CONTROL	90.00
141	72610	399	000	141216802	10/29/2021	LEO'S PEST CONTROL	150.00
141	72610	399	000	141216802	10/29/2021	LEO'S PEST CONTROL	60.00
141	71100	449	000	141216803	10/29/2021	MACMILLAN HOLDINGS L	2,585.71
141	72610	499	000	141216804	10/29/2021	MAGIC MULCH LLC	9,258.12
141	72610	399	000	141216805	10/29/2021	MCCLAIN'S PEST CONTR	50.00
141	71100	429	000	141216806	10/29/2021	MR. K'S USED BOOKS	99.44
141	71100	429	000	141216807	10/29/2021	MUSIC DOCTORS	408.05
141	71100	429	000	141216807	10/29/2021	MUSIC DOCTORS	385.50
141	71100	499	000	141216808	10/29/2021	NASCO	704.40
141	71100	499	000	141216808	10/29/2021	NASCO	28.01
141	71100	499	000	141216808	10/29/2021	NASCO	135.40
141	71100	499	000	141216808	10/29/2021	NASCO	437.43
141	71100	499	000	141216808	10/29/2021	NASCO	529.71
141	71100	499	000	141216808	10/29/2021	NASCO	922.12
141	72410	599	000	141216809	10/29/2021	NATA	212.00
141	72210	432	000	141216810	10/29/2021	NOBELUS	327.12
141	72220	499	000	141216811	10/29/2021	NORTHEAST STATE	18.00
141	72810	499	000	141216812	10/29/2021	OFFICE DEPOT	193.33
141	71100	429	000	141216812	10/29/2021	OFFICE DEPOT	118.58
141	71100	429	000	141216812	10/29/2021	OFFICE DEPOT	13.99
141	71100	429	000	141216812	10/29/2021	OFFICE DEPOT	199.42
141	71100	429	000	141216812	10/29/2021	OFFICE DEPOT	133.28
141	71100	429	000	141216812	10/29/2021	OFFICE DEPOT	198.56
141	71100	429	000	141216812	10/29/2021	OFFICE DEPOT	193.20
141	71100	429	000	141216812	10/29/2021	OFFICE DEPOT	199.77
141	71100	429	000	141216812	10/29/2021	OFFICE DEPOT	105.07
141	71100	429	000	141216812	10/29/2021	OFFICE DEPOT	196.37
141	71100	429	000	141216812	10/29/2021	OFFICE DEPOT	198.38
141	71100	429	000	141216812	10/29/2021	OFFICE DEPOT	198.37
141	71100	429	000	141216812	10/29/2021	OFFICE DEPOT	199.95
141	71100	429	000	141216812	10/29/2021	OFFICE DEPOT	81.18
141	71100	429	000	141216812	10/29/2021	OFFICE DEPOT	118.47
141	71100	429	000	141216812	10/29/2021	OFFICE DEPOT	199.98
141	71200	429	000	141216812	10/29/2021	OFFICE DEPOT	199.77
141	71200	429	000	141216812	10/29/2021	OFFICE DEPOT	199.17
141	72710	424	000	141216813	10/29/2021	OLDE TOWNE LOCK & KE	80.00
141	71100	206	000	141216814	10/29/2021	AMERICAN UNITED LIFE	1,500.00
141	71100	299	000	141216814	10/29/2021	AMERICAN UNITED LIFE	1,197.59
141	71200	206	000	141216814	10/29/2021	AMERICAN UNITED LIFE	17.50
141	71300	206	000	141216814	10/29/2021	AMERICAN UNITED LIFE	81.00
141	72110	206	000	141216814	10/29/2021	AMERICAN UNITED LIFE	4.50
141	72120	206	000	141216814	10/29/2021	AMERICAN UNITED LIFE	41.75
141	72130	206	000	141216814	10/29/2021	AMERICAN UNITED LIFE	63.75
141	72210	206	000	141216814	10/29/2021	AMERICAN UNITED LIFE	70.00
141	72220	206	000	141216814	10/29/2021	AMERICAN UNITED LIFE	44.00
141	72230	206	000	141216814	10/29/2021	AMERICAN UNITED LIFE	6.50
141	72320	206	000	141216814	10/29/2021	AMERICAN UNITED LIFE	18.00
141	72410	206	000	141216814	10/29/2021	AMERICAN UNITED LIFE	79.00
141	72510	206	000	141216814	10/29/2021	AMERICAN UNITED LIFE	6.25
141	72610	206	000	141216814	10/29/2021	AMERICAN UNITED LIFE	59.00
141	72620	206	000	141216814	10/29/2021	AMERICAN UNITED LIFE	28.00
141	72710	206	000	141216814	10/29/2021	AMERICAN UNITED LIFE	82.50
141	72810	206	000	141216814	10/29/2021	AMERICAN UNITED LIFE	8.00

		CHECK CHECK					
FND	ACCT	OBJ	PRJ	NUMBER	DATE	VENDOR	AMOUNT
141	72250	206	000	141216814	10/29/2021	AMERICAN UNITED LIFE	44.00
141	71100	299	000	141216814	10/29/2021	AMERICAN UNITED LIFE	575.76
141	71300	429	000	141216815	10/29/2021	PENN STATE INDUSTRIE	563.80
141	72210	355	000	141216816	10/29/2021	PERCELL, CINDY	76.00
141	72210	355	000	141216816	10/29/2021	PERCELL, CINDY	282.00
141	71300	429	000	141216817	10/29/2021	POCKET NURSE	653.57
141	71300	429	000	141216817	10/29/2021	POCKET NURSE	48.99
141	71300	429	000	141216817	10/29/2021	POCKET NURSE	37.99
141	72610	328	000	141216818	10/29/2021	PREMIERE BUILDING MA	245.16
141	72610	328	000	141216818	10/29/2021	PREMIERE BUILDING MA	218.79
141	72610	328	000	141216818	10/29/2021	PREMIERE BUILDING MA	99.00
141	72310	599	000	141216819	10/29/2021	QUALITY TROPHY & ENG	13.00
141	72310	599	000	141216819	10/29/2021	QUALITY TROPHY & ENG	40.00
141	72620	499	000	141216820	10/29/2021	QUIK CLEANERS	34.25
141	72620	499	000	141216820	10/29/2021	QUIK CLEANERS	29.25
141	72620	499	000	141216820	10/29/2021	QUIK CLEANERS	32.50
141	72620	499	000	141216820	10/29/2021	QUIK CLEANERS	37.75
141	72620	499	000	141216820	10/29/2021	QUIK CLEANERS	32.50
141	72620	499	000	141216820	10/29/2021	QUIK CLEANERS	32.50
141	72620	499	000	141216820	10/29/2021	QUIK CLEANERS	13.00
141	72210	355	000	141216821	10/29/2021	RIDDLE, HEATHER	282.00
141	72210	355	000	141216821	10/29/2021	RIDDLE, HEATHER	76.00
141	72310	599	000	141216822	10/29/2021	SAM'S CLUB DIRECT	64.12
141	71100	429	000	141216823	10/29/2021	SCHOLASTIC INC	117.81
141	71100	429	000	141216823	10/29/2021	SCHOLASTIC INC	196.12
141	71100	429	000	141216824	10/29/2021	SCHOOL SPECIALTY LLC	32.49
141	71100	429	000	141216824	10/29/2021	SCHOOL SPECIALTY LLC	280.66
141	71100	429	000	141216824	10/29/2021	SCHOOL SPECIALTY LLC	15.59
141	71100	429	000	141216824	10/29/2021	SCHOOL SPECIALTY LLC	49.85
141	71100	429	000	141216824	10/29/2021	SCHOOL SPECIALTY LLC	132.27
141	71100	429	000	141216824	10/29/2021	SCHOOL SPECIALTY LLC	101.43
141	71100	429	000	141216824	10/29/2021	SCHOOL SPECIALTY LLC	52.66
141	71100	429	000	141216824	10/29/2021	SCHOOL SPECIALTY LLC	340.49
141	71100	429	000	141216824	10/29/2021	SCHOOL SPECIALTY LLC	4.47
141	71100	429	000	141216825	10/29/2021	SOCIAL STUDIES SCHOO	38.06
141	71100	499	000	141216826	10/29/2021	STEM SUPPLIES	21,270.00
141	73300	429	000	141216827	10/29/2021	STOCK POT	19.17
141	72620	599	000	141216828	10/29/2021	TEG ENTERPRISES	62.40
141	72620	701	000	141216829	10/29/2021	THOMPSON & LITTON IN	796.00
141	71100	210	000	141216830	10/29/2021	TN DEPT OF LABOR & W	1,412.00
141	71300	429	000	141216831	10/29/2021	TNG WORLDWIDE	234.87
141	72610	399	000	141216832	10/29/2021	VALLEY PROTEINS	300.00
141	72610	399	000	141216833	10/29/2021	VERTICAL SOLUTIONS I	900.00
141	72610	399	000	141216833	10/29/2021	VERTICAL SOLUTIONS I	900.00
141	72610	399	000	141216833	10/29/2021	VERTICAL SOLUTIONS I	900.00
141	72610	399	000	141216833	10/29/2021	VERTICAL SOLUTIONS I	900.00
141	72710	330	000	141216779	10/29/2021	ALLY	331.59
141	71100	429	000	141216780	10/29/2021	AMAZON CAPITAL SERVI	183.97
141	71100	429	000	141216780	10/29/2021	AMAZON CAPITAL SERVI	12.49
141	71100	429	000	141216780	10/29/2021	AMAZON CAPITAL SERVI	190.88
141	71100	429	000	141216780	10/29/2021	AMAZON CAPITAL SERVI	203.95
141	71100	429	000	141216780	10/29/2021	AMAZON CAPITAL SERVI	200.39
141	71100	429	000	141216780	10/29/2021	AMAZON CAPITAL SERVI	210.42
141	71100	429	000	141216780	10/29/2021	AMAZON CAPITAL SERVI	200.10
141	71100	429	000	141216780	10/29/2021	AMAZON CAPITAL SERVI	202.28
141	71100	429	000	141216780	10/29/2021	AMAZON CAPITAL SERVI	401.98

CHECK CHECK							
FND	ACCT	OBJ	PRJ	NUMBER	DATE	VENDOR	AMOUNT
141	71100	429	000	141216780	10/29/2021	AMAZON CAPITAL SERVI	198.10
141	71100	429	000	141216780	10/29/2021	AMAZON CAPITAL SERVI	10.26
141	71100	429	000	141216780	10/29/2021	AMAZON CAPITAL SERVI	207.23
141	72210	336	000	141216780	10/29/2021	AMAZON CAPITAL SERVI	402.38
141	71200	429	000	141216780	10/29/2021	AMAZON CAPITAL SERVI	194.61
141	71100	429	000	141216780	10/29/2021	AMAZON CAPITAL SERVI	392.31
141	71100	429	000	141216780	10/29/2021	AMAZON CAPITAL SERVI	23.99
141	71100	429	000	141216780	10/29/2021	AMAZON CAPITAL SERVI	175.90
141	71100	299	000	141216781	10/29/2021	AMERICAN BENEFIT ADM	200.00
141	71100	299	000	141216782	10/29/2021	BAILEY, TINA	135.00
141	72210	355	000	141216783	10/29/2021	BLANTON, SCOTT	153.22
141	72610	399	000	141216784	10/29/2021	BM SEPTIC TANK COMPA	1,450.00
141	72210	355	000	141216785	10/29/2021	CALDERWOOD, TAMARA	135.83
141	72210	336	000	141216786	10/29/2021	CDW GOVERNMENT, INC	438.38
141	72210	336	000	141216786	10/29/2021	CDW GOVERNMENT, INC	438.38
141	71300	429	000	141216787	10/29/2021	CROP KING INC	95.25
141	71100	429	000	141216788	10/29/2021	DAVID CROCKETT HIGH	2,689.24
141	72210	432	000	141216789	10/29/2021	DEMCO	398.89
141	72210	432	000	141216789	10/29/2021	DEMCO	399.67
141	71100	429	000	141216789	10/29/2021	DEMCO	354.70
141	71100	429	000	141216790	10/29/2021	DICK'S SPORTING GOOD	399.99
141	71100	429	000	141216791	10/29/2021	DICKS SPORTING GOODS	399.99
141	72610	499	000	141216792	10/29/2021	DOWN TO EARTH	3,200.00
141	72610	499	000	141216792	10/29/2021	DOWN TO EARTH	1,657.60
141	72620	499	000	141216793	10/29/2021	ES DOCKERY, INC	700.00
141	72620	499	000	141216793	10/29/2021	ES DOCKERY, INC	980.00
141	72620	499	000	141216793	10/29/2021	ES DOCKERY, INC	957.44
141	71100	499	000	141216795	10/29/2021	FISHER SCIENTIFIC CO	74.58
141	71300	429	000	141216796	10/29/2021	FOOD CITY	500.00
141	71100	499	000	141216797	10/29/2021	HAND2MIND INC	301.90
141	71100	499	000	141216797	10/29/2021	HAND2MIND INC	79.98
141	71100	499	000	141216797	10/29/2021	HAND2MIND INC	39.99
141	71100	299	000	141216798	10/29/2021	HOPKINS, MARY	135.00
141	71100	499	000	141216799	10/29/2021	I MILLER PRECISION O	996.91
141	72610	454	000	141216800	10/29/2021	JONESBOROUGH WATER D	1,597.63
141	72610	454	000	141216800	10/29/2021	JONESBOROUGH WATER D	944.25
141	72620	499	000	141216801	10/29/2021	L&W SUPPLY CORPORATI	452.37
141	72610	399	000	141216802	10/29/2021	LEO'S PEST CONTROL	125.00
141	72610	399	000	141216802	10/29/2021	LEO'S PEST CONTROL	30.00

Totals for checks 1,104,274.22

FUND SUMMARY

<u>FUND</u>	<u>DESCRIPTION</u>	<u>BALANCE SHEET</u>	<u>REVENUE</u>	<u>EXPENSE</u>	<u>TOTAL</u>
141	GENERAL PURPOSE SCHOOL	0.00	0.00	1,104,274.22	1,104,274.22
***	Fund Summary Totals ***	0.00	0.00	1,104,274.22	1,104,274.22

\*\*\*\*\* End of report \*\*\*\*\*

Fnd T	Acct	Obj	Prj	Loc	Prg	Account Level Description	2021-22 Budget	October 2021-22 Monthly Activity	2021-22 FYTD Activity	Encumbered Amount	Unexpended Balance - YTD Act	2021-22 FYTD %
71100						REGULAR INSTRUCTION						
141	E	71100	116	000	00000	000 REGULAR TEACHERS	24,639,087.00	1,915,814.50	3,863,521.59	0.00	20,775,565.41	15.68
141	E	71100	117	000	00000	000 CAREER LADDER PROGRAM	107,865.00	0.00	0.00	0.00	107,865.00	0.00
141	E	71100	127	000	00000	000 CAREER LADDER EXTENDED CONTRAC	0.00	0.00	0.00	0.00	0.00	0.00
141	E	71100	128	000	00000	000 HOMEBOUND TEACHERS	15,300.00	1,180.00	1,720.00	0.00	13,580.00	11.24
141	E	71100	163	000	00000	000 EDUCATIONAL ASSISTANTS	1,484,543.00	131,435.22	274,959.94	0.00	1,209,583.06	18.52
141	E	71100	188	000	00000	000 BONUS PAYMENTS	0.00	0.00	0.00	0.00	0.00	0.00
141	E	71100	189	000	00000	000 OTHER SALARIES AND WAGES	0.00	0.00	0.00	0.00	0.00	0.00
141	E	71100	195	000	00000	000 CERTIFIED SUBSTITUTE TEACHERS	200,000.00	24,560.59	60,221.68	0.00	139,778.32	30.11
141	E	71100	198	000	00000	000 NON-CERTIFIED SUBSTITUTE TEACH	302,000.00	23,520.00	51,450.00	0.00	250,550.00	17.04
141	E	71100	201	000	00000	000 SOCIAL SECURITY	1,658,425.00	122,887.99	234,486.68	0.00	1,423,938.32	14.14
141	E	71100	201	000	00000	100	0.00	0.00	0.00	0.00	0.00	0.00
141	E	71100	204	000	00000	000 STATE RETIREMENT	2,693,177.00	199,093.81	432,007.51	0.00	2,261,169.49	16.04
141	E	71100	206	000	00000	000 LIFE INSURANCE	15,000.00	2,385.94	2,385.94	0.00	12,614.06	15.91
141	E	71100	207	000	00000	000 MEDICAL INSURANCE	4,417,855.00	406,208.57	887,054.28	0.00	3,530,800.72	20.08
141	E	71100	210	000	00000	000 UNEMPLOYMENT COMPENSATION	32,000.00	4,534.91	5,112.04	0.00	26,887.96	15.98
141	E	71100	212	000	00000	000 EMPLOYER MEDICARE	387,858.00	28,608.74	58,703.85	0.00	329,154.15	15.14
141	E	71100	212	000	00000	100	0.00	0.00	0.00	0.00	0.00	0.00
141	E	71100	217	000	00000	000 RETIREMENT-HYBRID STABILIZATIO	115,000.00	12,859.25	48,220.60	0.00	66,779.40	41.93
141	E	71100	299	000	00000	000 OTHER FRINGE BENEFITS	80,000.00	5,657.65	11,710.11	0.00	68,289.89	14.64
141	E	71100	336	000	00000	000 MAINTENANCE AND REPAIR SERVICE	0.00	0.00	0.00	0.00	0.00	0.00
141	E	71100	399	000	00000	000 OTHER CONTRACTED SERVICES	4,284,768.00	330,190.96	795,795.13	0.00	3,488,972.87	18.57
141	E	71100	429	000	00000	000 INSTRUCTIONAL SUPPLIES & MATER	200,000.00	-56,789.23	-56,291.26	0.00	256,291.26	-28.15
141	E	71100	429	000	00002	000 INSTRUCTIONAL SUPPLIES-ASBURY	0.00	747.51	747.51	0.00	-747.51	0.00
141	E	71100	429	000	00003	000 INSTRUCTIONAL SUPPLIES-MIDWAY	0.00	0.00	0.00	0.00	0.00	0.00
141	E	71100	429	000	00004	000 INSTRUCTIONAL SUPPLIES-BCES	0.00	6,503.57	9,547.32	0.00	-9,547.32	0.00
141	E	71100	429	000	00005	000 INSTRUCTIONAL SUPPLIES-BCMS	0.00	0.00	0.00	0.00	0.00	0.00
141	E	71100	429	000	00006	000 INSTRUCTIONAL SUPPLIES-GVES	0.00	1,147.76	1,734.47	0.00	-1,734.47	0.00
141	E	71100	429	000	00007	000 INSTRUCTIONAL SUPPLIES-FBES	0.00	1,492.54	1,651.17	0.00	-1,651.17	0.00
141	E	71100	429	000	00008	000 INSTRUCTIONAL SUPPLIES-GES	0.00	1,496.26	2,518.02	0.00	-2,518.02	0.00
141	E	71100	429	000	00009	000 INSTRUCTIONAL SUPPLIES-JES	0.00	4,169.36	4,964.04	0.00	-4,964.04	0.00
141	E	71100	429	000	00010	000 INSTRUCTIONAL SUPPLIES-JMS	0.00	1,356.92	1,356.92	0.00	-1,356.92	0.00
141	E	71100	429	000	00011	000 INSTRUCTIONAL SUPPLIES-LES	0.00	497.79	1,548.63	0.00	-1,548.63	0.00
141	E	71100	429	000	00012	000 INSTRUCTIONAL SUPPLIES-SCES	0.00	197.27	270.83	0.00	-270.83	0.00
141	E	71100	429	000	00013	000 INSTRUCTIONAL SUPPLIES-SSES	0.00	1,591.92	2,151.55	0.00	-2,151.55	0.00
141	E	71100	429	000	00014	000 INSTRUCTIONAL SUPPLIES-WVES	0.00	252.36	4,354.34	0.00	-4,354.34	0.00
141	E	71100	429	000	00015	000 INSTRUCTIONAL SUPPLIES-DBHS	0.00	1,076.80	4,522.11	0.00	-4,522.11	0.00
141	E	71100	429	000	00016	000 INSTRUCTIONAL SUPPLIES-DCHS	0.00	7,008.63	8,739.20	0.00	-8,739.20	0.00
141	E	71100	429	000	00025	000 INSTRUCTIONAL SUPPLIES-RVES	0.00	2,237.82	3,480.71	0.00	-3,480.71	0.00

Fnd T Acct	Obj Prj Loc	Prg Description	2021-22 Budget	October 2021-22 Monthly Activity	2021-22 FYTD Activity	Encumbered Amount	Unexpended Balance - YTD Act	2021-22 FYTD %
71100		REGULAR INSTRUCTION						
141 E 71100 449 000 00000 000		TEXTBOOKS	130,000.00	6,142.91	116,209.96	0.00	13,790.04	89.39
141 E 71100 499 000 00000 000		OTHER SUPPLIES AND MATERIALS	476,832.00	34,388.04	337,986.22	0.00	138,845.78	70.88
141 E 71100 499 000 00000 100		OTHER SUPPLIES-CIVICS GRANT	24,000.00	0.00	0.00	0.00	24,000.00	0.00
141 E 71100 499 000 00000 802		INSTR. SCIENCE CLASS SUPPLIES	0.00	10,423.70	10,423.70	0.00	-10,423.70	0.00
141 E 71100 499 000 00002 000		OTHER SUPPLIES & MAT.-ASBURY	0.00	0.00	0.00	0.00	0.00	0.00
141 E 71100 499 000 00003 000		OTHER SUPPLIES & MAT.-MIDWAY	0.00	0.00	0.00	0.00	0.00	0.00
141 E 71100 499 000 00004 000		OTHER SUPPLIES & MAT.-BCES	0.00	0.00	2,573.00	0.00	-2,573.00	0.00
141 E 71100 499 000 00005 000		OTHER SUPPLIES & MAT.-BCMS	0.00	0.00	0.00	0.00	0.00	0.00
141 E 71100 499 000 00006 000		OTHER SUPPLIES & MAT.-GVES	0.00	0.00	1,976.00	0.00	-1,976.00	0.00
141 E 71100 499 000 00007 000		OTHER SUPPLIES & MAT.-FBES	0.00	0.00	1,182.86	0.00	-1,182.86	0.00
141 E 71100 499 000 00008 000		OTHER SUPPLIES & MAT.-GES	0.00	0.00	1,610.00	0.00	-1,610.00	0.00
141 E 71100 499 000 00009 000		OTHER SUPPLIES & MAT.-JES	0.00	0.00	1,431.00	0.00	-1,431.00	0.00
141 E 71100 499 000 00010 000		OTHER SUPPLIES & MAT.-JMS	0.00	0.00	1,238.00	0.00	-1,238.00	0.00
141 E 71100 499 000 00011 000		OTHER SUPPLIES & MAT.-LES	0.00	0.00	1,285.00	0.00	-1,285.00	0.00
141 E 71100 499 000 00012 000		OTHER SUPPLIES & MAT.-SCES	0.00	0.00	645.00	0.00	-645.00	0.00
141 E 71100 499 000 00013 000		OTHER SUPPLIES & MAT.-SSES	0.00	0.00	1,038.00	0.00	-1,038.00	0.00
141 E 71100 499 000 00014 000		OTHER SUPPLIES & MAT.-WVES	0.00	0.00	1,546.00	0.00	-1,546.00	0.00
141 E 71100 499 000 00015 000		OTHER SUPPLIES & MAT.-DBHS	0.00	350.00	4,417.00	0.00	-4,417.00	0.00
141 E 71100 499 000 00016 000		OTHER SUPPLIES & MAT.-DCHS	0.00	0.00	4,000.00	0.00	-4,000.00	0.00
141 E 71100 499 000 00025 000		OTHER SUPPLIES & MAT.-RVES	0.00	0.00	2,275.00	0.00	-2,275.00	0.00
141 E 71100 599 000 00000 000		OTHER CHARGES	0.00	0.00	0.00	0.00	0.00	0.00
141 E 71100 --- --- ----- ---			41,263,710.00	3,233,230.06	7,208,481.65	0.00	34,055,228.35	17.47
			=====	=====	=====	=====	=====	=====
71200		SPECIAL EDUCATION PROGRAM						
141 E 71200 116 000 00000 000		SP.ED. TEACHERS	2,752,907.00	215,190.36	436,414.48	0.00	2,316,492.52	15.85
141 E 71200 117 000 00000 000		CAREER LADDER PROGRAM	12,000.00	0.00	0.00	0.00	12,000.00	0.00
141 E 71200 128 000 00000 000		HOMEBOUND TEACHERS	20,400.00	1,105.00	1,810.00	0.00	18,590.00	8.87
141 E 71200 163 000 00000 000		EDUCATIONAL ASSISTANTS	361,934.00	32,467.87	67,744.54	0.00	294,189.46	18.72
141 E 71200 171 000 00000 000		SPEECH PATHOLOGIST	211,203.00	17,583.27	35,166.54	0.00	176,036.46	16.65
141 E 71200 189 000 00000 000		OTHER SALARIES	175,617.00	10,129.65	36,971.13	0.00	138,645.87	21.05
141 E 71200 195 000 00000 000		CERTIFIED SUBSTITUTE TEACHERS	20,000.00	2,380.00	4,305.00	0.00	15,695.00	21.53
141 E 71200 198 000 00000 000		NON-CERTIFIED SUBSTITUTE TEACH	65,000.00	2,345.00	3,745.00	0.00	61,255.00	5.76
141 E 71200 201 000 00000 000		SOCIAL SECURITY	224,382.00	15,954.31	33,718.08	0.00	190,663.92	15.03
141 E 71200 204 000 00000 000		STATE RETIREMENT	360,299.00	26,061.36	54,372.91	0.00	305,926.09	15.09

Account Level						2021-22	October 2021-22	2021-22	Encumbered	Unexpended	2021-22		
Fnd	T	Acct	Obj	Prj	Loc	Prg	Description	Budget	Monthly Activity	FYTD Activity	Amount	Balance - YTD Act	FYTD %
71200						SPECIAL EDUCATION PROGRAM							
141	E	71200	206	000	00000	000	LIFE INSURANCE	2,810.00	2,669.50	2,669.50	0.00	140.50	95.00
141	E	71200	207	000	00000	000	MEDICAL INSURANCE	555,667.00	58,070.36	111,168.08	0.00	444,498.92	20.01
141	E	71200	212	000	00000	000	EMPLOYER MEDICARE	52,476.00	3,731.21	7,885.58	0.00	44,590.42	15.03
141	E	71200	299	000	00000	000	OTHER FRINGE BENEFITS	0.00	0.00	0.00	0.00	0.00	0.00
141	E	71200	399	000	00000	000	OTHER CONTRACTED SERVICES	6,000.00	0.00	0.00	0.00	6,000.00	0.00
141	E	71200	429	000	00000	000	INSTRUCTIONAL SUPPLIES & MATER	22,400.00	254.88	320.97	0.00	22,079.03	1.43
141	E	71200	429	000	00002	000	INSTRUCTIONAL SUP. & MAT.-ASBU	0.00	0.00	0.00	0.00	0.00	0.00
141	E	71200	429	000	00003	000	INSTRUCTIONAL SUP. & MAT.-MIDW	0.00	0.00	0.00	0.00	0.00	0.00
141	E	71200	429	000	00004	000	INSTRUCTIONAL SUP. & MAT.-BCES	0.00	347.99	871.61	0.00	-871.61	0.00
141	E	71200	429	000	00005	000	INSTRUCTIONAL SUP. & MAT.-BCMS	0.00	0.00	0.00	0.00	0.00	0.00
141	E	71200	429	000	00006	000	INSTRUCTIONAL SUP. & MAT.-GVES	0.00	493.85	1,722.13	0.00	-1,722.13	0.00
141	E	71200	429	000	00007	000	INSTRUCTIONAL SUP. & MAT.-FBES	0.00	0.00	0.00	0.00	0.00	0.00
141	E	71200	429	000	00008	000	INSTRUCTIONAL SUP. & MAT.-GES	0.00	43.90	43.90	0.00	-43.90	0.00
141	E	71200	429	000	00009	000	INSTRUCTIONAL SUP. & MAT.-JES	0.00	194.61	394.84	0.00	-394.84	0.00
141	E	71200	429	000	00010	000	INSTRUCTIONAL SUP. & MAT.-JMS	0.00	200.00	200.00	0.00	-200.00	0.00
141	E	71200	429	000	00011	000	INSTRUCTIONAL SUP. & MAT.-LES	0.00	0.00	158.45	0.00	-158.45	0.00
141	E	71200	429	000	00012	000	INSTRUCTIONAL SUP. & MAT.-SCES	0.00	0.00	0.00	0.00	0.00	0.00
141	E	71200	429	000	00013	000	INSTRUCTIONAL SUP. & MAT.-SSES	0.00	199.97	199.97	0.00	-199.97	0.00
141	E	71200	429	000	00014	000	INSTRUCTIONAL SUP. & MAT.-WVES	0.00	397.27	595.96	0.00	-595.96	0.00
141	E	71200	429	000	00015	000	INSTRUCTIONAL SUP. & MAT.-DBHS	0.00	395.30	395.30	0.00	-395.30	0.00
141	E	71200	429	000	00016	000	INSTRUCTIONAL SUP. & MAT.-DCHS	0.00	608.34	608.34	0.00	-608.34	0.00
141	E	71200	429	000	00025	000	INSTRUCTIONAL SUP. & MAT.-RVES	0.00	399.07	399.07	0.00	-399.07	0.00
141	E	71200	599	000	00000	000	OTHER CHARGES	6,140.00	60.06	240.40	0.00	5,899.60	3.92
								<u>4,849,235.00</u>	<u>391,283.13</u>	<u>802,121.78</u>	<u>0.00</u>	<u>4,047,113.22</u>	<u>16.54</u>
								=====	=====	=====	=====	=====	=====
71300						VOCATIONAL EDUCATION PROGRAM							
141	E	71300	116	000	00000	000	VOCATIONAL TEACHERS	1,784,604.00	144,392.83	342,831.36	0.00	1,441,772.64	19.21
141	E	71300	117	000	00000	000	CAREER LADDER PROGRAM	2,000.00	0.00	0.00	0.00	2,000.00	0.00
141	E	71300	163	000	00000	000	EDUCATIONAL ASSISTANTS	28,060.00	0.00	0.00	0.00	28,060.00	0.00
141	E	71300	195	000	00000	000	CERTIFIED SUBSTITUTE TEACHERS	20,000.00	2,100.00	3,500.00	0.00	16,500.00	17.50
141	E	71300	198	000	00000	000	NON-CERTIFIED SUBSTITUTE TEACH	25,000.00	2,345.00	4,095.00	0.00	20,905.00	16.38
141	E	71300	201	000	00000	000	SOCIAL SECURITY	115,299.00	8,507.77	20,447.28	0.00	94,851.72	17.73
141	E	71300	204	000	00000	000	STATE RETIREMENT	186,717.00	14,233.94	33,283.86	0.00	153,433.14	17.83
141	E	71300	206	000	00000	000	LIFE INSURANCE	1,305.00	653.00	653.00	0.00	652.00	50.04



Fnd T	Acct	Obj	Prj	Loc	Prg	Account Level Description	2021-22 Budget	October 2021-22 Monthly Activity	2021-22 FYTD Activity	Encumbered Amount	Unexpended Balance - YTD Act	2021-22 FYTD %
71300 VOCATIONAL EDUCATION PROGRAM												
141	E	71300	---	---	-----	---	2,795,985.00	220,371.13	506,657.11	0.00	2,289,327.89	18.12
71600 ADULT EDUCATION PROGRAM												
141	E	71600	116	000	00000	000 AD. ED. TEACHERS	6,831.00	0.00	0.00	0.00	6,831.00	0.00
141	E	71600	201	000	00000	000 SOCIAL SECURITY	423.00	0.00	0.00	0.00	423.00	0.00
141	E	71600	204	000	00000	000 STATE RETIREMENT	702.00	0.00	0.00	0.00	702.00	0.00
141	E	71600	212	000	00000	000 EMPLOYER MEDICARE	99.00	0.00	0.00	0.00	99.00	0.00
141	E	71600	429	000	00000	000 INSTRUCTIONAL SUPPLIES & MATER	4,500.00	0.00	0.00	0.00	4,500.00	0.00
141	E	71600	---	---	-----	---	12,555.00	0.00	0.00	0.00	12,555.00	0.00
71901 COVID-19 EXP. INSTRUCTION												
141	E	71901	499	000	00000	000 OTHER CHARGES AND MATERIALS	0.00	0.00	0.00	0.00	0.00	0.00
141	E	71901	---	---	-----	---	0.00	0.00	0.00	0.00	0.00	0.00
72110 ATTENDANCE PROGRAM												
141	E	72110	105	000	00000	000 SUPERVISOR/DIRECTOR	77,370.00	6,858.88	13,279.38	0.00	64,090.62	17.16
141	E	72110	117	000	00000	000 CAREER LADDER PROGRAM	1,000.00	0.00	0.00	0.00	1,000.00	0.00
141	E	72110	162	000	00000	000 CLERICAL PERSONNEL	25,809.00	0.00	0.00	0.00	25,809.00	0.00
141	E	72110	201	000	00000	000 SOCIAL SECURITY	6,459.00	413.27	811.34	0.00	5,647.66	12.56
141	E	72110	204	000	00000	000 STATE RETIREMENT	10,552.00	706.46	1,367.77	0.00	9,184.23	12.96
141	E	72110	206	000	00000	000 LIFE INSURANCE	44.00	6.50	6.50	0.00	37.50	14.77
141	E	72110	207	000	00000	000 MEDICAL INSURANCE	17,317.00	1,088.40	1,088.40	0.00	16,228.60	6.29
141	E	72110	212	000	00000	000 EMPLOYER MEDICARE	1,511.00	96.65	189.75	0.00	1,321.25	12.56
141	E	72110	299	000	00000	000 OTHER FRINGE BENEFITS	0.00	0.00	0.00	0.00	0.00	0.00
141	E	72110	355	000	00000	000 TRAVEL	6,000.00	600.95	1,214.95	0.00	4,785.05	20.25
141	E	72110	499	000	00000	000 OTHER SUPPLIES AND MATERIALS	1,500.00	0.00	499.46	0.00	1,000.54	33.30

Account Level		2021-22	October 2021-22	2021-22	Encumbered	Unexpended	2021-22
Fnd T Acct	Obj Prj Loc Prg Description	Budget	Monthly Activity	FYTD Activity	Amount	Balance - YTD Act	FYTD %
72110 ATTENDANCE PROGRAM							
141 E 72110 499 000 00000 100	OTHER SUPPLIES & MATERIALS_D	0.00	0.00	0.00	0.00	0.00	0.00
141 E 72110 --- --- ----- ---		147,562.00	9,771.11	18,457.55	0.00	129,104.45	12.51
72120 HEALTH SERVICES							
141 E 72120 131 000 00000 000	MEDICAL PERSONNEL	261,218.00	18,115.50	62,307.21	0.00	198,910.79	23.85
141 E 72120 189 000 00000 000	OTHER SALARIES & WAGES	442,953.00	32,562.08	72,746.14	0.00	370,206.86	16.42
141 E 72120 201 000 00000 000	SOCIAL SECURITY	43,659.00	2,919.05	7,977.00	0.00	35,682.00	18.27
141 E 72120 204 000 00000 000	STATE RETIREMENT	25,103.00	4,421.80	10,173.99	0.00	14,929.01	40.53
141 E 72120 206 000 00000 000	LIFE INSURANCE	443.00	107.75	107.75	0.00	335.25	24.32
141 E 72120 207 000 00000 000	MEDICAL INSURANCE	143,701.00	11,860.00	22,920.00	0.00	120,781.00	15.95
141 E 72120 212 000 00000 000	EMPLOYER MEDICARE	10,210.00	682.68	1,865.58	0.00	8,344.42	18.27
141 E 72120 299 000 00000 000	OTHER FRINGE BENEFITS	0.00	0.00	0.00	0.00	0.00	0.00
141 E 72120 355 000 00000 000	TRAVEL	10,000.00	325.71	887.36	0.00	9,112.64	8.87
141 E 72120 399 000 00000 000	OTHER CONTRACTED SERVICES	5,000.00	0.00	2,803.00	0.00	2,197.00	56.06
141 E 72120 399 000 00000 100	OTHER C & S - DONATION	4,000.00	0.00	0.00	0.00	4,000.00	0.00
141 E 72120 413 000 00000 000	DRUGS AND MEDICAL SUPPLIES	0.00	0.00	0.00	0.00	0.00	0.00
141 E 72120 499 000 00000 000	OTHER SUPPLIES AND MATERIALS	29,000.00	316.89	1,732.39	0.00	27,267.61	5.97
141 E 72120 599 000 00000 000	OTHER CHARGES	5,000.00	0.00	604.75	0.00	4,395.25	12.10
141 E 72120 --- --- ----- ---		980,287.00	71,311.46	184,125.17	0.00	796,161.83	18.78
72130 OTHER STUDENT SUPPORT							
141 E 72130 117 000 00000 000	CAREER LADDER PROGRAM	2,000.00	0.00	0.00	0.00	2,000.00	0.00
141 E 72130 123 000 00000 000	GUIDANCE PERSONNEL	1,010,754.00	85,500.70	170,989.95	0.00	839,764.05	16.92
141 E 72130 201 000 00000 000	SOCIAL SECURITY	62,791.00	4,962.15	10,015.35	0.00	52,775.65	15.95
141 E 72130 204 000 00000 000	STATE RETIREMENT	97,326.00	8,597.33	17,193.48	0.00	80,132.52	17.67
141 E 72130 206 000 00000 000	LIFE INSURANCE	778.00	267.75	267.75	0.00	510.25	34.42
141 E 72130 207 000 00000 000	MEDICAL INSURANCE	169,463.00	15,522.40	30,144.80	0.00	139,318.20	17.79
141 E 72130 212 000 00000 000	EMPLOYER MEDICARE	14,685.00	1,160.50	2,342.29	0.00	12,342.71	15.95
141 E 72130 299 000 00000 000	OTHER FRINGE BENEFITS	0.00	0.00	0.00	0.00	0.00	0.00
141 E 72130 309 000 00000 000	CONTRACTS WITH GOVERNMENT AGEN	90,000.00	0.00	0.00	0.00	90,000.00	0.00

Fnd T	Acct	Obj	Prj	Loc	Prg	Account Level Description	2021-22 Budget	October 2021-22 Monthly Activity	2021-22 FYTD Activity	Encumbered Amount	Unexpended Balance - YTD Act	2021-22 FYTD %	
72130 OTHER STUDENT SUPPORT													
141	E	72130	310	000	00000	000	CONTRACTS W OTHER GOV. AGEN.	0.00	0.00	0.00	0.00	0.00	
141	E	72130	322	000	00000	000	EVALUATION AND TESTING	70,000.00	0.00	29,723.00	0.00	40,277.00	42.46
141	E	72130	499	000	00000	000	OTHER SUPPLIES AND MATERIALS	0.00	0.00	0.00	0.00	0.00	0.00
141	E	72130	499	000	00002	000	OTHER SUPPLIES AND MAT.-ASB	0.00	0.00	0.00	0.00	0.00	0.00
141	E	72130	499	000	00003	000	OTHER SUPPLIES AND MAT.-MIDWAY	0.00	0.00	0.00	0.00	0.00	0.00
141	E	72130	499	000	00004	000	OTHER SUPPLIES AND MAT.-BCES	0.00	399.07	399.07	0.00	-399.07	0.00
141	E	72130	499	000	00005	000	OTHER SUPPLIES AND MAT.-BCMS	0.00	0.00	0.00	0.00	0.00	0.00
141	E	72130	499	000	00006	000	OTHER SUPPLIES AND MAT.-GVES	0.00	0.00	0.00	0.00	0.00	0.00
141	E	72130	499	000	00007	000	OTHER SUPPLIES AND MAT.-FBES	0.00	61.34	61.34	0.00	-61.34	0.00
141	E	72130	499	000	00008	000	OTHER SUPPLIES AND MAT.-GES	0.00	0.00	0.00	0.00	0.00	0.00
141	E	72130	499	000	00009	000	OTHER SUPPLIES AND MAT.-JES	0.00	0.00	0.00	0.00	0.00	0.00
141	E	72130	499	000	00010	000	OTHER SUPPLIES AND MAT.-JMS	0.00	0.00	0.00	0.00	0.00	0.00
141	E	72130	499	000	00011	000	OTHER SUPPLIES AND MAT.-LES	0.00	0.00	0.00	0.00	0.00	0.00
141	E	72130	499	000	00012	000	OTHER SUPPLIES AND MAT.-SCES	0.00	0.00	0.00	0.00	0.00	0.00
141	E	72130	499	000	00013	000	OTHER SUPPLIES AND MAT.-SSES	0.00	0.00	130.50	0.00	-130.50	0.00
141	E	72130	499	000	00014	000	OTHER SUPPLIES AND MAT.-WVES	0.00	0.00	0.00	0.00	0.00	0.00
141	E	72130	499	000	00015	000	OTHER SUPPLIES AND MAT.-DBHS	0.00	0.00	0.00	0.00	0.00	0.00
141	E	72130	499	000	00016	000	OTHER SUPPLIES AND MAT.-DCHS	0.00	797.24	797.24	0.00	-797.24	0.00
141	E	72130	499	000	00025	000	OTHER SUPPLIES AND MAT.-RVES	0.00	98.37	98.37	0.00	-98.37	0.00
141	E	72130	790	000	00000	000	OTHER EQUIPMENT	0.00	0.00	0.00	0.00	0.00	0.00
							1,517,797.00	117,366.85	262,163.14	0.00	1,255,633.86	17.27	
=====													
72210 SUPPORT REGULAR INSTRUCTION													
141	E	72210	105	000	00000	000	SUPERVISOR/DIRECTOR	364,950.00	32,622.36	120,973.44	0.00	243,976.56	33.15
141	E	72210	117	000	00000	000	CAREER LADDER PROGRAM	12,000.00	0.00	0.00	0.00	12,000.00	0.00
141	E	72210	127	000	00000	000	CAREER LADDER EXTENDED CONTRAC	0.00	0.00	0.00	0.00	0.00	0.00
141	E	72210	129	000	00000	000	LIBRARIANS	836,781.00	60,301.06	120,602.12	0.00	716,178.88	14.41
141	E	72210	138	000	00000	000	TECHNOLOGY PERSONNEL	0.00	0.00	0.00	0.00	0.00	0.00
141	E	72210	162	000	00000	000	CLERICAL PERSONNEL	168,529.00	15,671.28	34,552.01	0.00	133,976.99	20.50
141	E	72210	189	000	00000	000	OTHER SALARIES & WAGES	0.00	0.00	0.00	0.00	0.00	0.00
141	E	72210	201	000	00000	000	SOCIAL SECURITY	85,700.00	6,346.04	16,402.96	0.00	69,297.04	19.14
141	E	72210	204	000	00000	000	STATE RETIREMENT	141,210.00	10,792.77	27,606.09	0.00	113,603.91	19.55
141	E	72210	206	000	00000	000	LIFE INSURANCE	921.00	356.00	356.00	0.00	565.00	38.65
141	E	72210	207	000	00000	000	MEDICAL INSURANCE	178,088.00	16,449.60	32,007.60	0.00	146,080.40	17.97

Fnd T	Acct	Obj	Prj	Loc	Prg	Account Level Description	2021-22 Budget	October Monthly Activity	2021-22 FYTD Activity	Encumbered Amount	Unexpended Balance - YTD Act	2021-22 FYTD %
72210						SUPPORT REGULAR INSTRUCTION						
141 E	72210	212	000	00000	000	EMPLOYER MEDICARE	20,043.00	1,484.16	3,836.15	0.00	16,206.85	19.14
141 E	72210	299	000	00000	000	OTHER FRINGE BENEFITS	0.00	0.00	0.00	0.00	0.00	0.00
141 E	72210	336	000	00000	000	MAINTENANCE AND REPAIR SERVICE	25,000.00	6,834.24	6,834.24	0.00	18,165.76	27.34
141 E	72210	355	000	00000	000	TRAVEL	43,000.00	3,153.70	4,650.83	0.00	38,349.17	10.82
141 E	72210	432	000	00000	000	LIBRARY BOOKS	100,000.00	0.00	0.00	0.00	100,000.00	0.00
141 E	72210	432	000	00002	000	LIBRARY BOOKS-ASBURY	0.00	0.00	0.00	0.00	0.00	0.00
141 E	72210	432	000	00003	000	LIBRARY BOOKS-MIDWAY	0.00	0.00	0.00	0.00	0.00	0.00
141 E	72210	432	000	00004	000	LIBRARY BOOKS-BCES	0.00	1,409.05	1,409.05	0.00	-1,409.05	0.00
141 E	72210	432	000	00005	000	LIBRARY BOOKS-BCMS	0.00	0.00	0.00	0.00	0.00	0.00
141 E	72210	432	000	00006	000	LIBRARY BOOKS-GVES	0.00	0.00	0.00	0.00	0.00	0.00
141 E	72210	432	000	00007	000	LIBRARY BOOKS-FBES	0.00	0.00	0.00	0.00	0.00	0.00
141 E	72210	432	000	00008	000	LIBRARY BOOKS-GES	0.00	3,049.66	5,649.66	0.00	-5,649.66	0.00
141 E	72210	432	000	00009	000	LIBRARY BOOKS-JES	0.00	1,709.05	1,709.05	0.00	-1,709.05	0.00
141 E	72210	432	000	00010	000	LIBRARY BOOKS-JMS	0.00	772.65	772.65	0.00	-772.65	0.00
141 E	72210	432	000	00011	000	LIBRARY BOOKS-LES	0.00	0.00	0.00	0.00	0.00	0.00
141 E	72210	432	000	00012	000	LIBRARY BOOKS-SCES	0.00	0.00	0.00	0.00	0.00	0.00
141 E	72210	432	000	00013	000	LIBRARY BOOKS-SSES	0.00	0.00	0.00	0.00	0.00	0.00
141 E	72210	432	000	00014	000	LIBRARY BOOKS-WVES	0.00	0.00	0.00	0.00	0.00	0.00
141 E	72210	432	000	00015	000	LIBRARY BOOKS-DBHS	0.00	3,398.89	3,398.89	0.00	-3,398.89	0.00
141 E	72210	432	000	00016	000	LIBRARY BOOKS-DCHS	0.00	1,042.12	1,756.87	0.00	-1,756.87	0.00
141 E	72210	432	000	00025	000	LIBRARY BOOKS-RVES	0.00	2,676.00	4,842.78	0.00	-4,842.78	0.00
141 E	72210	499	000	00000	000	OTHER SUPPLIES AND MATERIALS	10,000.00	0.00	201.98	0.00	9,798.02	2.02
141 E	72210	524	000	00000	000	IN SERVICE / STAFF DEVELOPMENT	190,000.00	4,559.95	25,939.09	0.00	164,060.91	13.65
141 E	72210	---	---	-----	---		2,176,222.00	172,628.58	413,501.46	0.00	1,762,720.54	19.00
							=====	=====	=====	=====	=====	=====
72220						SUPPORT SPECIAL EDUCATION -						
141 E	72220	105	000	00000	000	SUPERVISOR/DIRECTOR	161,137.00	13,398.93	53,595.72	0.00	107,541.28	33.26
141 E	72220	117	000	00000	000	CAREER LADDER PROGRAM	4,000.00	0.00	0.00	0.00	4,000.00	0.00
141 E	72220	124	000	00000	000	PSYCHOLOGICAL PERSONNEL	57,113.00	4,759.42	9,518.84	0.00	47,594.16	16.67
141 E	72220	127	000	00000	000	CAREER LADDER EXTENDED CONTRAC	0.00	0.00	0.00	0.00	0.00	0.00
141 E	72220	135	000	00000	000	ASSESSMENT PERSONNEL	167,518.00	13,959.93	27,919.86	0.00	139,598.14	16.67
141 E	72220	161	000	00000	000	SECRETARY(S)	38,721.00	0.00	0.00	0.00	38,721.00	0.00
141 E	72220	162	000	00000	000	CLERICAL PERSONNEL	0.00	4,466.43	13,399.29	0.00	-13,399.29	0.00
141 E	72220	171	000	00000	000	SPEECH PATHOLOGIST	216,954.00	17,645.60	31,709.28	0.00	185,244.72	14.62



Fnd T Acct	Obj Prj Loc	Prg Description	2021-22 Budget	October 2021-22 Monthly Activity	2021-22 FYTD Activity	Encumbered Amount	Unexpended Balance - YTD Act	2021-22 FYTD %
72250		SUPPORT EDUCATION TECHNOLOGY						
141 E 72250	105 000 00000 000	TECHNOLOGY SUPERVISOR	259,670.00	27,368.15	88,866.20	0.00	170,803.80	34.22
141 E 72250	121 000 00000 000	DATA PROCESSING PERSONNEL	169,626.00	16,817.70	51,956.85	0.00	117,669.15	30.63
141 E 72250	138 000 00000 000	INSTRUCTIONAL COMPUTER PERSONN	54,932.00	4,577.67	9,155.34	0.00	45,776.66	16.67
141 E 72250	189 000 00000 000	OTHER SALARIES & WAGES	316,282.00	35,195.60	96,767.60	0.00	219,514.40	30.60
141 E 72250	201 000 00000 000	SOCIAL SECURITY	49,632.00	4,893.75	14,472.00	0.00	35,160.00	29.16
141 E 72250	204 000 00000 000	STATE RETIREMENT	76,929.00	6,981.35	21,853.56	0.00	55,075.44	28.41
141 E 72250	206 000 00000 000	LIFE INSURANCE	479.00	124.00	124.00	0.00	355.00	25.89
141 E 72250	207 000 00000 000	MEDICAL INSURANCE	104,942.00	12,103.60	25,348.80	0.00	79,593.20	24.16
141 E 72250	212 000 00000 000	EMPLOYER MEDICARE	11,607.00	1,173.79	3,494.26	0.00	8,112.74	30.10
141 E 72250	299 000 00000 000	OTHER FRINGE BENEFITS	0.00	0.00	0.00	0.00	0.00	0.00
141 E 72250	350 000 00000 000	INTERNET CONNECTIVITY FEE	100,000.00	5,926.00	17,783.61	0.00	82,216.39	17.78
141 E 72250	355 000 00000 000	TRAVEL	7,000.00	104.25	3,032.15	0.00	3,967.85	43.32
141 E 72250	399 000 00000 000	OTHER CONTRACTED SERVICES	456,800.00	19,286.86	289,634.44	0.00	167,165.56	63.41
141 E 72250	499 000 00000 000	OTHER SUPPLIES & MATERIALS	400,000.00	30,882.32	188,384.88	0.00	211,615.12	47.10
141 E 72250	524 440 00000 000	IN-SERVICE/STAFF DEVELOPMENT	0.00	0.00	0.00	0.00	0.00	0.00
141 E 72250	599 000 00000 000	OTHER CHARGES	0.00	0.00	0.00	0.00	0.00	0.00
141 E 72250	--- --- ----- ---		2,007,899.00	165,435.04	810,873.69	0.00	1,197,025.31	40.38
			=====	=====	=====	=====	=====	=====
72310		BOARD OF EDUCATION SERVICES						
141 E 72310	191 000 00000 000	BOARD AND COMMITTEE MEMBERS FE	30,000.00	4,875.00	11,970.00	0.00	18,030.00	39.90
141 E 72310	201 000 00000 000	SOCIAL SECURITY	1,860.00	226.92	577.53	0.00	1,282.47	31.05
141 E 72310	204 000 00000 000	STATE RETIREMENT	2,883.00	410.83	1,013.37	0.00	1,869.63	35.15
141 E 72310	207 000 00000 000	MEDICAL INSURANCE	54,351.00	2,926.80	5,853.60	0.00	48,497.40	10.77
141 E 72310	212 000 00000 000	EMPLOYER MEDICARE	435.00	61.78	155.74	0.00	279.26	35.80
141 E 72310	305 000 00000 000	AUDIT SERVICES	60,000.00	45,700.00	45,700.00	0.00	14,300.00	76.17
141 E 72310	320 000 00000 000	DUES AND MEMBERSHIPS	33,669.00	0.00	3,571.00	0.00	30,098.00	10.61
141 E 72310	331 000 00000 000	LEGAL SERVICES	54,000.00	4,500.00	18,000.00	0.00	36,000.00	33.33
141 E 72310	355 000 00000 000	TRAVEL	23,000.00	0.00	4,024.64	0.00	18,975.36	17.50
141 E 72310	399 000 00000 000	OTHER CONTRACTED SERVICES	4,000.00	0.00	0.00	0.00	4,000.00	0.00
141 E 72310	502 000 00000 000	BUILDING & CONTENTS INSURANCE	130,613.00	0.00	130,613.00	0.00	0.00	100.00
141 E 72310	506 000 00000 000	LIABILITY INSURANCE	46,159.00	0.00	46,159.00	0.00	0.00	100.00
141 E 72310	508 000 00000 000	PREMIUMS ON CORPORATE SURETY B	16,554.00	0.00	0.00	0.00	16,554.00	0.00
141 E 72310	510 000 00000 000	TRUSTEE'S COMMISSION	580,000.00	19,248.37	78,240.66	0.00	501,759.34	13.49
141 E 72310	513 000 00000 000	WORKER'S COMPENSATION INSURANC	295,980.00	0.00	285,662.00	0.00	10,318.00	96.51



Fnd T Acct	Obj Prj Loc	Prg	Account Level Description	2021-22 Budget	October 2021-22 Monthly Activity	2021-22 FYTD Activity	Encumbered Amount	Unexpended Balance - YTD Act	2021-22 FYTD %
72410			OFFICE OF THE PRINCIPAL						
141 E 72410 189 000 00000 000			OTHER SALARIES & WAGES	125,395.00	10,423.18	41,692.72	0.00	83,702.28	33.25
141 E 72410 201 000 00000 000			SOCIAL SECURITY	193,048.00	14,349.77	42,073.57	0.00	150,974.43	21.79
141 E 72410 204 000 00000 000			STATE RETIREMENT	314,455.00	24,850.01	74,797.98	0.00	239,657.02	23.79
141 E 72410 206 000 00000 000			LIFE INSURANCE	1,795.00	1,159.00	1,159.00	0.00	636.00	64.57
141 E 72410 207 000 00000 000			MEDICAL INSURANCE	487,700.00	47,976.00	95,998.40	0.00	391,701.60	19.68
141 E 72410 212 000 00000 000			EMPLOYER MEDICARE	45,148.00	3,355.99	9,839.73	0.00	35,308.27	21.79
141 E 72410 299 000 00000 000			OTHER FRINGE BENEFITS	0.00	0.00	0.00	0.00	0.00	0.00
141 E 72410 307 000 00000 000			COMMUNICATION	25,000.00	0.00	19,999.97	0.00	5,000.03	80.00
141 E 72410 307 000 00002 000			COMMUNICATION-ASBURY	0.00	0.00	0.00	0.00	0.00	0.00
141 E 72410 307 000 00003 000			COMMUNICATION-MIDWAY	0.00	0.00	0.00	0.00	0.00	0.00
141 E 72410 307 000 00004 000			COMMUNICATION-BCES	0.00	0.00	0.00	0.00	0.00	0.00
141 E 72410 307 000 00005 000			COMMUNICATION-BCMS	0.00	0.00	0.00	0.00	0.00	0.00
141 E 72410 307 000 00006 000			COMMUNICATION-GVES	0.00	0.00	0.00	0.00	0.00	0.00
141 E 72410 307 000 00007 000			COMMUNICATION-FBES	0.00	0.00	0.00	0.00	0.00	0.00
141 E 72410 307 000 00008 000			COMMUNICATION-GES	0.00	0.00	0.00	0.00	0.00	0.00
141 E 72410 307 000 00009 000			COMMUNICATION-JES	0.00	0.00	0.00	0.00	0.00	0.00
141 E 72410 307 000 00010 000			COMMUNICATION-JMS	0.00	0.00	0.00	0.00	0.00	0.00
141 E 72410 307 000 00011 000			COMMUNICATION-LES	0.00	0.00	0.00	0.00	0.00	0.00
141 E 72410 307 000 00012 000			COMMUNICATION-SCES	0.00	0.00	0.00	0.00	0.00	0.00
141 E 72410 307 000 00013 000			COMMUNICATION-SSES	0.00	0.00	0.00	0.00	0.00	0.00
141 E 72410 307 000 00014 000			COMMUNICATION-WVES	0.00	0.00	0.00	0.00	0.00	0.00
141 E 72410 307 000 00015 000			COMMUNICATION-DBHS	0.00	0.00	0.00	0.00	0.00	0.00
141 E 72410 307 000 00016 000			COMMUNICATION-DCHS	0.00	0.00	0.00	0.00	0.00	0.00
141 E 72410 307 000 00025 000			COMMUNICATION-RVES	0.00	0.00	0.00	0.00	0.00	0.00
141 E 72410 355 000 00000 000			TRAVEL	7,000.00	275.42	1,134.11	0.00	5,865.89	16.20
141 E 72410 499 000 00000 000			OTHER SUPPLIES AND MATERIALS	71,274.00	0.00	34,232.64	0.00	37,041.36	48.03
141 E 72410 499 000 00002 000			OTHER SUPP. & MATERIALS-ASBURY	0.00	0.00	0.00	0.00	0.00	0.00
141 E 72410 499 000 00003 000			OTHER SUPP. & MATERIALS-MIDWAY	0.00	0.00	0.00	0.00	0.00	0.00
141 E 72410 499 000 00004 000			OTHER SUPP. & MATERIALS-BCES	0.00	0.00	397.78	0.00	-397.78	0.00
141 E 72410 499 000 00005 000			OTHER SUPP. & MATERIALS-BCMS	0.00	0.00	0.00	0.00	0.00	0.00
141 E 72410 499 000 00006 000			OTHER SUPP. & MATERIALS-GVES	0.00	0.00	165.27	0.00	-165.27	0.00
141 E 72410 499 000 00007 000			OTHER SUPP. & MATERIALS-FBES	0.00	0.00	0.00	0.00	0.00	0.00
141 E 72410 499 000 00008 000			OTHER SUPP. & MATERIALS-GES	0.00	186.72	186.72	0.00	-186.72	0.00
141 E 72410 499 000 00009 000			OTHER SUPP. & MATERIALS-JES	0.00	0.00	401.73	0.00	-401.73	0.00
141 E 72410 499 000 00010 000			OTHER SUPP. & MATERIALS-JMS	0.00	0.00	283.33	0.00	-283.33	0.00
141 E 72410 499 000 00011 000			OTHER SUPP. & MATERIALS-LES	0.00	256.16	256.16	0.00	-256.16	0.00
141 E 72410 499 000 00012 000			OTHER SUPP. & MATERIALS-SCES	0.00	395.58	395.58	0.00	-395.58	0.00
141 E 72410 499 000 00013 000			OTHER SUPP. & MATERIALS-SSES	0.00	399.44	399.44	0.00	-399.44	0.00



Fnd T Acct	Obj Prj Loc	Prg Description	2021-22 Budget	October 2021-22 Monthly Activity	2021-22 FYTD Activity	Encumbered Amount	Unexpended Balance - YTD Act	2021-22 FYTD %
72610		OPERATION OF PLANT						
141 E 72610 328 000 00003 000		JANITORIAL SERVICES-MIDWAY	0.00	0.00	0.00	0.00	0.00	0.00
141 E 72610 328 000 00004 000		JANITORIAL SERVICES-BCES	0.00	5,516.38	21,768.52	0.00	-21,768.52	0.00
141 E 72610 328 000 00005 000		JANITORIAL SERVICES-BCMS	0.00	0.00	0.00	0.00	0.00	0.00
141 E 72610 328 000 00006 000		JANITORIAL SERVICES-GVES	0.00	5,968.04	23,872.16	0.00	-23,872.16	0.00
141 E 72610 328 000 00007 000		JANITORIAL SERVICES-FBES	0.00	3,482.36	14,649.44	0.00	-14,649.44	0.00
141 E 72610 328 000 00008 000		JANITORIAL SERVICES-GES	0.00	0.00	0.00	0.00	0.00	0.00
141 E 72610 328 000 00009 000		JANITORIAL SERVICES-JES	0.00	5,440.08	21,760.32	0.00	-21,760.32	0.00
141 E 72610 328 000 00010 000		JANITORIAL SERVICES-JMS	0.00	4,669.00	18,676.00	0.00	-18,676.00	0.00
141 E 72610 328 000 00011 000		JANITORIAL SERVICES-LES	0.00	0.00	0.00	0.00	0.00	0.00
141 E 72610 328 000 00012 000		JANITORIAL SERVICES-SCES	0.00	5,663.47	22,653.88	0.00	-22,653.88	0.00
141 E 72610 328 000 00013 000		JANITORIAL SERVICES-SSES	0.00	4,484.02	17,279.71	0.00	-17,279.71	0.00
141 E 72610 328 000 00014 000		JANITORIAL SERVICES-WVES	0.00	4,461.70	17,111.32	0.00	-17,111.32	0.00
141 E 72610 328 000 00015 000		JANITORIAL SERVICES-DBHS	0.00	12,843.35	51,373.40	0.00	-51,373.40	0.00
141 E 72610 328 000 00016 000		JANITORIAL SERVICES-DCHS	0.00	12,843.35	51,373.40	0.00	-51,373.40	0.00
141 E 72610 328 000 00025 000		JANITORIAL SERVICES-RVES	0.00	5,981.92	24,269.68	0.00	-24,269.68	0.00
141 E 72610 359 000 00000 000		DISPOSAL FEES	124,000.00	7,413.01	29,448.04	0.00	94,551.96	23.75
141 E 72610 359 000 00002 000		DISPOSAL FEES ASBURY	0.00	178.49	661.22	0.00	-661.22	0.00
141 E 72610 359 000 00003 000		DISPOSAL FEES MIDWAY	0.00	110.00	855.25	0.00	-855.25	0.00
141 E 72610 359 000 00004 000		DISPOSAL FEES BCES	0.00	0.00	0.00	0.00	0.00	0.00
141 E 72610 359 000 00005 000		DISPOSAL FEES OLD BCMS	0.00	0.00	0.00	0.00	0.00	0.00
141 E 72610 359 000 00006 000		DISPOSAL FEES GVES	0.00	583.21	1,351.67	0.00	-1,351.67	0.00
141 E 72610 359 000 00007 000		DISPOSAL FEES FBES	0.00	0.00	0.00	0.00	0.00	0.00
141 E 72610 359 000 00008 000		DISPOSAL FEES GES	0.00	0.00	0.00	0.00	0.00	0.00
141 E 72610 359 000 00009 000		DISPOSAL FEES JES	0.00	570.00	1,710.00	0.00	-1,710.00	0.00
141 E 72610 359 000 00010 000		DISPOSAL FEES JMS	0.00	1,322.12	3,543.76	0.00	-3,543.76	0.00
141 E 72610 359 000 00011 000		DISPOSAL FEES LES	0.00	0.00	0.00	0.00	0.00	0.00
141 E 72610 359 000 00012 000		DISPOSAL FEES SCES	0.00	0.00	0.00	0.00	0.00	0.00
141 E 72610 359 000 00013 000		DISPOSAL FEES SSES	0.00	0.00	738.50	0.00	-738.50	0.00
141 E 72610 359 000 00014 000		DISPOSAL FEES WVES	0.00	0.00	0.00	0.00	0.00	0.00
141 E 72610 359 000 00015 000		DISPOSAL FEES DBHS	0.00	1,154.99	4,980.45	0.00	-4,980.45	0.00
141 E 72610 359 000 00016 000		DISPOSAL FEES DCHS	0.00	1,333.46	4,007.07	0.00	-4,007.07	0.00
141 E 72610 359 000 00025 000		DISPOSAL FEES RVES	0.00	0.00	0.00	0.00	0.00	0.00
141 E 72610 399 000 00000 000		OTHER CONTRACTED SERVICES	149,010.00	107.90	1,041.78	0.00	147,968.22	0.70
141 E 72610 399 000 00002 000		OTHER CONTRACTED SERV. ASBURY	0.00	620.00	789.14	0.00	-789.14	0.00
141 E 72610 399 000 00003 000		OTHER CONTRACTED SERV MIDWAY	0.00	630.00	1,530.00	0.00	-1,530.00	0.00
141 E 72610 399 000 00004 000		OTHER CONTRACTED SERVICE BCES	0.00	815.00	2,090.00	0.00	-2,090.00	0.00
141 E 72610 399 000 00005 000		OTHER CONTRACTED SERVICE BCM	0.00	0.00	0.00	0.00	0.00	0.00
141 E 72610 399 000 00006 000		OTHER CONTRACTED SERVICE GVES	0.00	740.00	2,001.50	0.00	-2,001.50	0.00

Fnd T Acct	Obj Prj Loc	Prg	Account Level Description	2021-22 Budget	October 2021-22 Monthly Activity	2021-22 FYTD Activity	Encumbered Amount	Unexpended Balance - YTD Act	2021-22 FYTD %
72610			OPERATION OF PLANT						
141 E 72610 399 000 00007 000			OTHER CONTRACTED SERVICE FBES	0.00	1,120.00	1,120.00	0.00	-1,120.00	0.00
141 E 72610 399 000 00008 000			OTHER CONTRACTED SERVICE GES	0.00	660.00	1,260.00	0.00	-1,260.00	0.00
141 E 72610 399 000 00009 000			OTHER CONTRACTED SERVICE JES	0.00	1,329.00	1,759.00	0.00	-1,759.00	0.00
141 E 72610 399 000 00010 000			OTHER CONTRACTED SERVICE JMS	0.00	1,594.00	2,164.00	0.00	-2,164.00	0.00
141 E 72610 399 000 00011 000			OTHER CONTRACTED SERVICE LES	0.00	1,670.00	7,085.00	0.00	-7,085.00	0.00
141 E 72610 399 000 00012 000			OTHER CONTRACTED SERVICE SCES	0.00	400.00	2,600.00	0.00	-2,600.00	0.00
141 E 72610 399 000 00013 000			OTHER CONTRACTED SERVICE SSES	0.00	1,120.00	14,880.00	0.00	-14,880.00	0.00
141 E 72610 399 000 00014 000			OTHER CONTRACTED SERVICE WVES	0.00	283.03	2,761.38	0.00	-2,761.38	0.00
141 E 72610 399 000 00015 000			OTHER CONTRACTED SERVICE DBHS	0.00	2,241.00	3,146.69	0.00	-3,146.69	0.00
141 E 72610 399 000 00016 000			OTHER CONTRACTED SERVICE DCHS	0.00	2,320.62	7,056.87	0.00	-7,056.87	0.00
141 E 72610 399 000 00025 000			OTHER CONTRACTED SERVICE RVES	0.00	1,005.00	2,715.00	0.00	-2,715.00	0.00
141 E 72610 410 000 00000 000			CUSTODIAL SUPPLIES	130,000.00	931.66	2,033.13	0.00	127,966.87	1.56
141 E 72610 410 000 00002 000			CUSTODIAL SUPPLIES-ASBURY	0.00	52.08	676.16	0.00	-676.16	0.00
141 E 72610 410 000 00003 000			CUSTODIAL SUPPLIES-MIDWAY	0.00	229.52	229.52	0.00	-229.52	0.00
141 E 72610 410 000 00004 000			CUSTODIAL SUPPLIES-BCES	0.00	80.08	1,098.74	0.00	-1,098.74	0.00
141 E 72610 410 000 00005 000			CUSTODIAL SUPPLIES-BCMS	0.00	0.00	0.00	0.00	0.00	0.00
141 E 72610 410 000 00006 000			CUSTODIAL SUPPLIES-GVES	0.00	1,729.44	1,729.44	0.00	-1,729.44	0.00
141 E 72610 410 000 00007 000			CUSTODIAL SUPPLIES-FBES	0.00	0.00	619.89	0.00	-619.89	0.00
141 E 72610 410 000 00008 000			CUSTODIAL SUPPLIES-GES	0.00	1,096.37	3,185.73	0.00	-3,185.73	0.00
141 E 72610 410 000 00009 000			CUSTODIAL SUPPLIES-JES	0.00	0.00	1,368.71	0.00	-1,368.71	0.00
141 E 72610 410 000 00010 000			CUSTODIAL SUPPLIES-JMS	0.00	175.23	719.59	0.00	-719.59	0.00
141 E 72610 410 000 00011 000			CUSTODIAL SUPPLIES-LES	0.00	795.96	3,073.50	0.00	-3,073.50	0.00
141 E 72610 410 000 00012 000			CUSTODIAL SUPPLIES-SCES	0.00	564.68	1,692.80	0.00	-1,692.80	0.00
141 E 72610 410 000 00013 000			CUSTODIAL SUPPLIES-SSES	0.00	880.52	880.52	0.00	-880.52	0.00
141 E 72610 410 000 00014 000			CUSTODIAL SUPPLIES-WVES	0.00	706.39	1,357.73	0.00	-1,357.73	0.00
141 E 72610 410 000 00015 000			CUSTODIAL SUPPLIES-DBHS	0.00	0.00	2,609.71	0.00	-2,609.71	0.00
141 E 72610 410 000 00016 000			CUSTODIAL SUPPLIES-DCHS	0.00	1,070.51	1,584.83	0.00	-1,584.83	0.00
141 E 72610 410 000 00025 000			CUSTODIAL SUPPLIES-RVES	0.00	1,098.72	3,086.44	0.00	-3,086.44	0.00
141 E 72610 415 000 00000 000			ELECTRICITY	2,110,133.00	7,514.90	35,828.35	0.00	2,074,304.65	1.70
141 E 72610 415 000 00002 000			ELECTRICITY-ASBURY	0.00	1,262.82	6,176.59	0.00	-6,176.59	0.00
141 E 72610 415 000 00003 000			ELECTRICITY-MIDWAY	0.00	863.17	4,185.55	0.00	-4,185.55	0.00
141 E 72610 415 000 00004 000			ELECTRICITY-BCES	0.00	15,429.68	61,313.50	0.00	-61,313.50	0.00
141 E 72610 415 000 00005 000			ELECTRICITY-BCMS	0.00	0.00	0.00	0.00	0.00	0.00
141 E 72610 415 000 00006 000			ELECTRICITY-GVES	0.00	13,877.06	56,979.83	0.00	-56,979.83	0.00
141 E 72610 415 000 00007 000			ELECTRICITY-FBES	0.00	4,479.91	19,278.26	0.00	-19,278.26	0.00
141 E 72610 415 000 00008 000			ELECTRICITY-GES	0.00	9,340.57	36,496.08	0.00	-36,496.08	0.00
141 E 72610 415 000 00009 000			ELECTRICITY-JES	0.00	9,571.05	39,645.66	0.00	-39,645.66	0.00
141 E 72610 415 000 00010 000			ELECTRICITY-JMS	0.00	6,519.22	27,706.78	0.00	-27,706.78	0.00

Fnd T Acct	Obj Prj Loc	Prg Description	2021-22 Budget	October 2021-22 Monthly Activity	2021-22 FYTD Activity	Encumbered Amount	Unexpended Balance - YTD Act	2021-22 FYTD %
72610		OPERATION OF PLANT						
141 E 72610 415 000 00011 000		ELECTRICITY-LES	0.00	11,535.51	49,818.33	0.00	-49,818.33	0.00
141 E 72610 415 000 00012 000		ELECTRICITY-SCES	0.00	6,162.14	24,979.45	0.00	-24,979.45	0.00
141 E 72610 415 000 00013 000		ELECTRICITY-SSES	0.00	7,480.33	29,927.03	0.00	-29,927.03	0.00
141 E 72610 415 000 00014 000		ELECTRICITY-WVES	0.00	7,162.90	27,702.00	0.00	-27,702.00	0.00
141 E 72610 415 000 00015 000		ELECTRICITY-DBHS	0.00	26,296.27	104,288.90	0.00	-104,288.90	0.00
141 E 72610 415 000 00016 000		ELECTRICITY-DCHS	0.00	22,537.59	89,153.52	0.00	-89,153.52	0.00
141 E 72610 415 000 00025 000		ELECTRICITY-RVES	0.00	14,560.50	54,841.21	0.00	-54,841.21	0.00
141 E 72610 434 000 00000 000		NATURAL GAS	141,625.00	5,642.44	16,771.80	0.00	124,853.20	11.84
141 E 72610 434 000 00002 000		NATURAL GAS-ASBURY	0.00	0.00	0.00	0.00	0.00	0.00
141 E 72610 434 000 00003 000		NATURAL GAS-MIDWAY	0.00	0.00	0.00	0.00	0.00	0.00
141 E 72610 434 000 00004 000		NATURAL GAS-BCES	0.00	124.72	350.35	0.00	-350.35	0.00
141 E 72610 434 000 00005 000		NATURAL GAS-BCMS	0.00	0.00	0.00	0.00	0.00	0.00
141 E 72610 434 000 00006 000		NATURAL GAS-GVES	0.00	0.00	0.00	0.00	0.00	0.00
141 E 72610 434 000 00007 000		NATURAL GAS-FBES	0.00	0.00	0.00	0.00	0.00	0.00
141 E 72610 434 000 00008 000		NATURAL GAS-GES	0.00	0.00	0.00	0.00	0.00	0.00
141 E 72610 434 000 00009 000		NATURAL GAS-JES	0.00	105.07	422.48	0.00	-422.48	0.00
141 E 72610 434 000 00010 000		NATURAL GAS-JMS	0.00	46.38	184.57	0.00	-184.57	0.00
141 E 72610 434 000 00011 000		NATURAL GAS-LES	0.00	0.00	4,323.93	0.00	-4,323.93	0.00
141 E 72610 434 000 00012 000		NATURAL GAS-SCES	0.00	0.00	0.00	0.00	0.00	0.00
141 E 72610 434 000 00013 000		NATURAL GAS-SSES	0.00	0.00	2,998.28	0.00	-2,998.28	0.00
141 E 72610 434 000 00014 000		NATURAL GAS-WVES	0.00	0.00	0.00	0.00	0.00	0.00
141 E 72610 434 000 00015 000		NATURAL GAS-DBHS	0.00	0.00	1,345.35	0.00	-1,345.35	0.00
141 E 72610 434 000 00016 000		NATURAL GAS-DCHS	0.00	463.45	1,301.05	0.00	-1,301.05	0.00
141 E 72610 434 000 00025 000		NATURAL GAS-RVES	0.00	0.00	0.00	0.00	0.00	0.00
141 E 72610 454 000 00000 000		WATER AND SEWER	241,090.00	3,472.63	4,237.34	0.00	236,852.66	1.76
141 E 72610 454 000 00002 000		WATER & SEWER-ASBURY	0.00	467.17	1,212.68	0.00	-1,212.68	0.00
141 E 72610 454 000 00003 000		WATER & SEWER-MIDWAY	0.00	16.35	61.62	0.00	-61.62	0.00
141 E 72610 454 000 00004 000		WATER & SEWER-BCES	0.00	2,464.39	6,741.20	0.00	-6,741.20	0.00
141 E 72610 454 000 00005 000		WATER & SEWER-BCMS	0.00	0.00	0.00	0.00	0.00	0.00
141 E 72610 454 000 00006 000		WATER & SEWER-GVES	0.00	4,742.37	9,923.84	0.00	-9,923.84	0.00
141 E 72610 454 000 00007 000		WATER & SEWER-FBES	0.00	163.42	647.96	0.00	-647.96	0.00
141 E 72610 454 000 00008 000		WATER & SEWER-GES	0.00	1,364.98	3,804.87	0.00	-3,804.87	0.00
141 E 72610 454 000 00009 000		WATER & SEWER-JES	0.00	1,695.83	4,091.19	0.00	-4,091.19	0.00
141 E 72610 454 000 00010 000		WATER & SEWER-JMS	0.00	998.33	2,229.09	0.00	-2,229.09	0.00
141 E 72610 454 000 00011 000		WATER & SEWER-LES	0.00	1,799.60	2,880.39	0.00	-2,880.39	0.00
141 E 72610 454 000 00012 000		WATER & SEWER-SCES	0.00	325.93	880.26	0.00	-880.26	0.00
141 E 72610 454 000 00013 000		WATER & SEWER-SSES	0.00	908.06	1,792.23	0.00	-1,792.23	0.00
141 E 72610 454 000 00014 000		WATER & SEWER-WVES	0.00	560.08	746.78	0.00	-746.78	0.00

Fnd T Acct	Obj Prj Loc	Prg	Account Level Description	2021-22 Budget	October 2021-22 Monthly Activity	2021-22 FYTD Activity	Encumbered Amount	Unexpended Balance - YTD Act	2021-22 FYTD %
72610			OPERATION OF PLANT						
141 E 72610 454 000 00015 000			WATER & SEWER-DBHS	0.00	4,651.52	15,854.15	0.00	-15,854.15	0.00
141 E 72610 454 000 00016 000			WATER & SEWER-DCHS	0.00	4,005.22	11,412.37	0.00	-11,412.37	0.00
141 E 72610 454 000 00025 000			WATER & SEWER-RVES	0.00	1,912.42	8,564.81	0.00	-8,564.81	0.00
141 E 72610 499 000 00000 000			OTHER SUPPLIES AND MATERIALS	70,000.00	31,697.52	43,580.95	0.00	26,419.05	62.26
141 E 72610 501 000 00000 000			BOILER INSURANCE	20,684.00	0.00	20,684.00	0.00	0.00	100.00
141 E 72610 599 000 00000 000			OTHER CHARGES	38,000.00	1,433.69	4,605.79	0.00	33,394.21	12.12
141 E 72610 599 000 00002 000			OTHER CHARGES ASBURY	0.00	199.08	447.93	0.00	-447.93	0.00
141 E 72610 599 000 00003 000			OTHER CHARGES MIDWAY	0.00	125.00	225.00	0.00	-225.00	0.00
141 E 72610 599 000 00004 000			OTHER CHARGES BCES	0.00	280.05	504.09	0.00	-504.09	0.00
141 E 72610 599 000 00005 000			OTHER CHARGES BCMS	0.00	0.00	0.00	0.00	0.00	0.00
141 E 72610 599 000 00006 000			OTHER CHARGES GVES	0.00	0.00	0.00	0.00	0.00	0.00
141 E 72610 599 000 00007 000			OTHER CHARGES FBES	0.00	0.00	0.00	0.00	0.00	0.00
141 E 72610 599 000 00008 000			OTHER CHARGES GES	0.00	0.00	0.00	0.00	0.00	0.00
141 E 72610 599 000 00009 000			OTHER CHARGES JES	0.00	0.00	0.00	0.00	0.00	0.00
141 E 72610 599 000 00010 000			OTHER CHARGES JMS	0.00	0.00	0.00	0.00	0.00	0.00
141 E 72610 599 000 00011 000			OTHER CHARGES LES	0.00	0.00	0.00	0.00	0.00	0.00
141 E 72610 599 000 00012 000			OTHER CHARGES SCES	0.00	0.00	0.00	0.00	0.00	0.00
141 E 72610 599 000 00013 000			OTHER CHARGES SSES	0.00	0.00	0.00	0.00	0.00	0.00
141 E 72610 599 000 00014 000			OTHER CHARGES WVES	0.00	0.00	0.00	0.00	0.00	0.00
141 E 72610 599 000 00015 000			OTHER CHARGES DBHS	0.00	0.00	0.00	0.00	0.00	0.00
141 E 72610 599 000 00016 000			OTHER CHARGES DCHS	0.00	0.00	0.00	0.00	0.00	0.00
141 E 72610 599 000 00025 000			OTHER CHARGES RVES	0.00	0.00	0.00	0.00	0.00	0.00
141 E 72610 --- --- ----- ---				5,120,346.00	478,605.15	1,634,275.62	0.00	3,486,070.38	31.92
				=====	=====	=====	=====	=====	=====
72620			MAINTENANCE OF PLANT						
141 E 72620 105 000 00000 000			SUPERVISOR/DIRECTOR	261,854.00	20,386.00	67,808.83	0.00	194,045.17	25.90
141 E 72620 167 000 00000 000			MAINTENANCE PERSONNEL	774,287.00	74,140.48	214,376.28	0.00	559,910.72	27.69
141 E 72620 201 000 00000 000			SOCIAL SECURITY	64,241.00	5,598.67	16,971.46	0.00	47,269.54	26.42
141 E 72620 204 000 00000 000			STATE RETIREMENT	99,573.00	8,724.93	26,896.69	0.00	72,676.31	27.01
141 E 72620 206 000 00000 000			LIFE INSURANCE	281.00	56.00	56.00	0.00	225.00	19.93
141 E 72620 207 000 00000 000			MEDICAL INSURANCE	131,682.00	16,914.70	32,129.80	0.00	99,552.20	24.40
141 E 72620 212 000 00000 000			EMPLOYER MEDICARE	15,024.00	1,309.39	3,969.17	0.00	11,054.83	26.42
141 E 72620 304 000 00000 000			ARCHITECTS	0.00	0.00	0.00	0.00	0.00	0.00
141 E 72620 307 000 00000 000			COMMUNICATION	2,700.00	236.60	709.80	0.00	1,990.20	26.29

Fnd T	Acct	Obj	Prj	Loc	Prg	Account Level Description	2021-22 Budget	October 2021-22 Monthly Activity	2021-22 FYTD Activity	Encumbered Amount	Unexpended Balance - YTD Act	2021-22 FYTD %
72620						MAINTENANCE OF PLANT						
141 E	72620	335	000	00000	000	MAINTENANCE & REPAIR - BUILDIN	45,000.00	0.00	0.00	0.00	45,000.00	0.00
141 E	72620	335	000	00002	000	MAINT. & REPAIR BUILD. ASBURY	0.00	0.00	3,300.00	0.00	-3,300.00	0.00
141 E	72620	335	000	00003	000	MAINT. & REPAIR BUILD. MIDWAY	0.00	0.00	0.00	0.00	0.00	0.00
141 E	72620	335	000	00004	000	MAINT. & REPAIR BUILD. BCES	0.00	0.00	1,902.62	0.00	-1,902.62	0.00
141 E	72620	335	000	00005	000	MAINT. & REPAIR BUILD. BCMS	0.00	0.00	0.00	0.00	0.00	0.00
141 E	72620	335	000	00006	000	MAINT. & REPAIR BUILD. GVES	0.00	0.00	0.00	0.00	0.00	0.00
141 E	72620	335	000	00007	000	MAINT. & REPAIR BUILD. FBES	0.00	0.00	0.00	0.00	0.00	0.00
141 E	72620	335	000	00008	000	MAINT. & REPAIR BUILD. GES	0.00	0.00	0.00	0.00	0.00	0.00
141 E	72620	335	000	00009	000	MAINT. & REPAIR BUILD. JES	0.00	0.00	0.00	0.00	0.00	0.00
141 E	72620	335	000	00010	000	MAINT. & REPAIR BUILD. JMS	0.00	0.00	0.00	0.00	0.00	0.00
141 E	72620	335	000	00011	000	MAINT. & REPAIR BUILD. LES	0.00	0.00	14,800.00	0.00	-14,800.00	0.00
141 E	72620	335	000	00012	000	MAINT. & REPAIR BUILD. SCES	0.00	0.00	0.00	0.00	0.00	0.00
141 E	72620	335	000	00013	000	MAINT. & REPAIR BUILD. SSES	0.00	0.00	0.00	0.00	0.00	0.00
141 E	72620	335	000	00014	000	MAINT. & REPAIR BUILD. WVES	0.00	0.00	0.00	0.00	0.00	0.00
141 E	72620	335	000	00015	000	MAINT. & REPAIR BUILD. DBHS	0.00	0.00	0.00	0.00	0.00	0.00
141 E	72620	335	000	00016	000	MAINT. & REPAIR BUILD. DCHS	0.00	1,969.00	19,604.00	0.00	-19,604.00	0.00
141 E	72620	335	000	00025	000	MAINT. & REPAIR BUILD. RVES	0.00	0.00	0.00	0.00	0.00	0.00
141 E	72620	336	000	00000	000	MAINTENANCE AND REPAIR SERVICE	50,000.00	0.00	8,930.29	0.00	41,069.71	17.86
141 E	72620	336	000	00002	000	MAINT & REPAIR EQUIP ASBURY	0.00	0.00	0.00	0.00	0.00	0.00
141 E	72620	336	000	00003	000	MAINT & REPAIR EQUIP MIDWAY	0.00	9,940.00	9,940.00	0.00	-9,940.00	0.00
141 E	72620	336	000	00004	000	MAINT & REPAIR EQUIP BCES	0.00	0.00	0.00	0.00	0.00	0.00
141 E	72620	336	000	00005	000	MAINT & REPAIR EQUIP BCMS	0.00	0.00	0.00	0.00	0.00	0.00
141 E	72620	336	000	00006	000	MAINT & REPAIR EQUIP GVES	0.00	0.00	2,133.65	0.00	-2,133.65	0.00
141 E	72620	336	000	00007	000	MAINT & REPAIR EQUIP FBES	0.00	0.00	0.00	0.00	0.00	0.00
141 E	72620	336	000	00008	000	MAINT & REPAIR EQUIP GES	0.00	1,107.00	8,857.00	0.00	-8,857.00	0.00
141 E	72620	336	000	00009	000	MAINT & REPAIR EQUIP JES	0.00	0.00	0.00	0.00	0.00	0.00
141 E	72620	336	000	00010	000	MAINT & REPAIR EQUIP JMS	0.00	0.00	0.00	0.00	0.00	0.00
141 E	72620	336	000	00011	000	MAINT & REPAIR EQUIP LES	0.00	0.00	0.00	0.00	0.00	0.00
141 E	72620	336	000	00012	000	MAINT & REPAIR EQUIP SCES	0.00	0.00	0.00	0.00	0.00	0.00
141 E	72620	336	000	00013	000	MAINT & REPAIR EQUIP SSES	0.00	0.00	0.00	0.00	0.00	0.00
141 E	72620	336	000	00014	000	MAINT & REPAIR EQUIP WVES	0.00	0.00	1,221.71	0.00	-1,221.71	0.00
141 E	72620	336	000	00015	000	MAINT & REPAIR EQUIP DBHS	0.00	0.00	0.00	0.00	0.00	0.00
141 E	72620	336	000	00016	000	MAINT & REPAIR EQUIP DCHS	0.00	0.00	91,249.21	0.00	-91,249.21	0.00
141 E	72620	336	000	00025	000	MAINT & REPAIR EQUIP RVES	0.00	0.00	0.00	0.00	0.00	0.00
141 E	72620	399	000	00000	000	OTHER CONTRACTED SERVICES	500.00	0.00	0.00	0.00	500.00	0.00
141 E	72620	499	000	00000	000	OTHER SUPPLIES AND MATERIALS	450,000.00	21,911.23	88,182.62	0.00	361,817.38	19.60
141 E	72620	499	000	00002	000	OTHER SUPPLIES & MAT. ASBURY	0.00	0.00	866.70	0.00	-866.70	0.00
141 E	72620	499	000	00003	000	OTHER SUPPLIES & MAT. MIDWAY	0.00	0.00	2,028.27	0.00	-2,028.27	0.00

Fnd T Acct	Obj Prj Loc	Prg Description	2021-22 Budget	October 2021-22 Monthly Activity	2021-22 FYTD Activity	Encumbered Amount	Unexpended Balance - YTD Act	2021-22 FYTD %
72620		MAINTENANCE OF PLANT						
141 E 72620 499 000 00004 000		OTHER SUPPLIES & MAT. BCES	0.00	0.00	0.00	0.00	0.00	0.00
141 E 72620 499 000 00005 000		OTHER SUPPLIES & MAT. BCMS	0.00	0.00	0.00	0.00	0.00	0.00
141 E 72620 499 000 00006 000		OTHER SUPPLIES & MAT. GVES	0.00	0.00	0.00	0.00	0.00	0.00
141 E 72620 499 000 00007 000		OTHER SUPPLIES & MAT. FBES	0.00	0.00	1,243.00	0.00	-1,243.00	0.00
141 E 72620 499 000 00008 000		OTHER SUPPLIES & MAT. GES	0.00	3,176.00	3,176.00	0.00	-3,176.00	0.00
141 E 72620 499 000 00009 000		OTHER SUPPLIES & MAT. JES	0.00	0.00	0.00	0.00	0.00	0.00
141 E 72620 499 000 00010 000		OTHER SUPPLIES & MAT. JMS	0.00	0.00	0.00	0.00	0.00	0.00
141 E 72620 499 000 00011 000		OTHER SUPPLIES & MAT. LES	0.00	0.00	415.00	0.00	-415.00	0.00
141 E 72620 499 000 00012 000		OTHER SUPPLIES & MAT. SCES	0.00	0.00	349.28	0.00	-349.28	0.00
141 E 72620 499 000 00013 000		OTHER SUPPLIES & MAT. SSES	0.00	0.00	0.00	0.00	0.00	0.00
141 E 72620 499 000 00014 000		OTHER SUPPLIES & MAT. WVES	0.00	0.00	0.00	0.00	0.00	0.00
141 E 72620 499 000 00015 000		OTHER SUPPLIES & MAT. DBHS	0.00	0.00	0.00	0.00	0.00	0.00
141 E 72620 499 000 00016 000		OTHER SUPPLIES & MAT. DCHS	0.00	0.00	0.00	0.00	0.00	0.00
141 E 72620 499 000 00025 000		OTHER SUPPLIES & MAT. RVES	0.00	0.00	0.00	0.00	0.00	0.00
141 E 72620 599 000 00000 000		OTHER CHARGES	26,000.00	2,234.81	6,898.20	0.00	19,101.80	26.53
141 E 72620 701 000 00000 000		ADMINISTRATION EQUIPMENT	250,000.00	4,842.35	25,721.49	0.00	224,278.51	10.29
141 E 72620 --- --- --- ---			2,171,142.00	172,547.16	653,737.07	0.00	1,517,404.93	30.11
			=====	=====	=====	=====	=====	=====
72710		STUDENT TRANSPORTATION						
141 E 72710 105 000 00000 000		SUPERVISOR/DIRECTOR	120,448.00	13,898.34	41,695.02	0.00	78,752.98	34.62
141 E 72710 142 000 00000 000		MECHANIC(S)	241,410.00	18,683.62	49,012.96	0.00	192,397.04	20.30
141 E 72710 146 000 00000 000		BUS DRIVERS	1,237,267.00	105,944.08	209,181.70	0.00	1,028,085.30	16.91
141 E 72710 189 000 00000 000		OTHER PERSONEL	0.00	0.00	0.00	0.00	0.00	0.00
141 E 72710 201 000 00000 000		SOCIAL SECURITY	99,146.00	7,735.64	17,075.44	0.00	82,070.56	17.22
141 E 72710 204 000 00000 000		STATE RETIREMENT	153,676.00	11,744.71	24,249.26	0.00	129,426.74	15.78
141 E 72710 206 000 00000 000		LIFE INSURANCE	1,517.00	856.50	856.50	0.00	660.50	56.46
141 E 72710 207 000 00000 000		MEDICAL INSURANCE	446,624.00	42,534.84	82,114.32	0.00	364,509.68	18.39
141 E 72710 212 000 00000 000		EMPLOYER MEDICARE	23,187.00	1,861.27	4,093.41	0.00	19,093.59	17.65
141 E 72710 307 000 00000 000		COMMUNICATION	750.00	54.17	162.51	0.00	587.49	21.67
141 E 72710 330 000 00000 000		OPERATING LEASE PAYMENTS	8,400.00	1,013.72	2,728.52	0.00	5,671.48	32.48
141 E 72710 399 000 00000 000		OTHER CONTRACTED SERVICES	5,000.00	300.00	300.00	0.00	4,700.00	6.00
141 E 72710 412 000 00000 000		DIESEL FUEL	275,000.00	24,709.93	63,515.68	0.00	211,484.32	23.10
141 E 72710 424 000 00000 000		GARAGE SUPPLIES	30,000.00	735.25	2,018.51	0.00	27,981.49	6.73
141 E 72710 425 000 00000 000		GASOLINE	150,000.00	15,108.14	51,642.92	0.00	98,357.08	34.43



Fnd T Acct	Obj Prj Loc	Prg Description	2021-22 Budget	October 2021-22 Monthly Activity	2021-22 FYTD Activity	Encumbered Amount	Unexpended Balance - YTD Act	2021-22 FYTD %
73100 FOOD SERVICE								
141 E 73100	212 000 00000 000	EMPLOYER MEDICARE	0.00	0.00	0.00	0.00	0.00	0.00
141 E 73100	299 000 00000 000	OTHER FRINGE BENEFITS	0.00	0.00	0.00	0.00	0.00	0.00
141 E 73100 --- --- ----- ---			0.00	0.00	0.00	0.00	0.00	0.00
73300 COMMUNITY SERVICES								
141 E 73300	105 000 00000 000	SUPERVISOR/DIRECTOR	53,972.00	8,175.60	21,796.80	0.00	32,175.20	40.39
141 E 73300	116 000 00000 000	TEACHERS	0.00	2,772.00	4,554.00	0.00	-4,554.00	0.00
141 E 73300	161 000 00000 000	SECRETARY(S)	0.00	0.00	0.00	0.00	0.00	0.00
141 E 73300	162 000 00000 000	SECRETARY	27,862.00	3,213.60	9,640.80	0.00	18,221.20	34.60
141 E 73300	163 000 00000 000	EDUCATIONAL ASSISTANTS	0.00	180.00	180.00	0.00	-180.00	0.00
141 E 73300	169 000 00000 000	PART-TIME PERSONNEL	0.00	0.00	0.00	0.00	0.00	0.00
141 E 73300	189 000 00000 000	OTHER SALARIES & WAGES	367,487.00	26,680.35	100,945.43	0.00	266,541.57	27.47
141 E 73300	189 000 00100 000	BCES CHILDCARE ANNEX SALARIES	0.00	325.50	1,401.20	0.00	-1,401.20	0.00
141 E 73300	201 000 00000 000	SOCIAL SECURITY	27,858.00	2,453.80	8,322.70	0.00	19,535.30	29.88
141 E 73300	201 000 00100 000		0.00	20.19	86.88	0.00	-86.88	0.00
141 E 73300	204 000 00000 000	STATE RETIREMENT	43,180.00	2,029.23	6,071.61	0.00	37,108.39	14.06
141 E 73300	207 000 00000 000	MEDICAL INSURANCE	22,684.00	2,108.83	4,411.92	0.00	18,272.08	19.45
141 E 73300	212 000 00000 000	EMPLOYER MEDICARE	6,515.00	573.84	1,946.41	0.00	4,568.59	29.88
141 E 73300	212 000 00100 000		0.00	4.72	20.32	0.00	-20.32	0.00
141 E 73300	355 000 00000 000	TRAVEL	2,000.00	0.00	39.48	0.00	1,960.52	1.97
141 E 73300	422 000 00000 000	FOOD SUPPLIES	30,000.00	0.00	0.00	0.00	30,000.00	0.00
141 E 73300	429 000 00000 100	OTHER SUPPLIES & MAT_LOT GRANT	0.00	19.17	19.17	0.00	-19.17	0.00
141 E 73300	499 000 00000 000	OTHER SUPPLIES AND MATERIALS	20,000.00	0.00	6,235.55	0.00	13,764.45	31.18
141 E 73300	599 000 00000 000	OTHER CHARGES	13,000.00	98.76	1,274.42	0.00	11,725.58	9.80
141 E 73300	599 000 00000 100	OTHER CHARGES_LOT GRANT	0.00	0.00	0.00	0.00	0.00	0.00
141 E 73300 --- --- ----- ---			614,558.00	48,655.59	166,946.69	0.00	447,611.31	27.17



Account Level					2021-22	October 2021-22	2021-22	Encumbered	Unexpended	2021-22
Fnd T Acct	Obj Prj Loc	Prg	Description	Budget	Monthly Activity	FYTD Activity	Amount	Balance - YTD Act	FYTD %	
99100			TRANSFERS							
141 E 99100	316 000 000000	000	CONTRIBUTIONS TO DS	0.00	0.00	0.00	0.00	0.00	0.00	0.00
141 E 99100	590 000 000000	000	TRANSFERS TO OTHER FUNDS	260,000.00	0.00	0.00	0.00	260,000.00	0.00	0.00
141 E 99100	---	---	-----	260,000.00	0.00	0.00	0.00	260,000.00	0.00	0.00
				=====	=====	=====	=====	=====	=====	=====
141 -	-----	---	-----	76,206,865.00	6,031,705.95	15,736,182.38	0.00	60,470,682.62	20.65	

Number of Accounts: 665

\*\*\*\*\* End of report \*\*\*\*\*

Acct	Account Level Description	Amount
A	Asset	
11140	CASH WITH TRUSTEE D.	0.00
11140	CASH WITH TRUSTEE	14,748,174.83
11140		0.00
11140		0.00
11300	INVESTMENTS	0.00
11410	ACCOUNTS RECEIVABLE	118,646.91
11420	Allowance for Doubtful Accts.	0.00
11430	DUE FROM OTHER GOVERNMENTS	3,335,829.15
11430	DUE FROM OTHER GOVERNMENTS	0.00
11440	DUE FROM OTHER FUNDS	56,447.86
11500	PROPERTY TAX RECEIVABLE	13,792,204.00
11510	ALLOWANCE FOR UNCOLL. PROPERTY	169,962.00CR
11600	PRE-PAID ITEMS	0.00
11820	CASH SHORTAGE	0.00
11890	OTHER CURRENT ASSETS	0.00
-----		31,881,340.75
		=====

L	Liability	
21100	ACCOUNTS PAYABLE	65,469.16CR
21100		0.00
21200	ACCRUED PAYROLL	0.00
21300	PAYROLL ADJUSTMENTS	0.00
21310	INCOME TAX WITHHELD AND UNPAID	11.16
21320	SOCIAL SECURITY TAX	127.94
21325	EMPLOYEE MEDICARE DEDUCTION	68.31
21330	RETIREMENT CONTRIBUTIONS	549,736.39CR
21331	HYBRID EMPLOYER CONTRIBUTION	0.00
21339	STATE DENTAL PLAN	1,407.97CR
21340	MEDICAL INSURANCE CONTRIBUTION	460,774.53
21341	COLONIAL LIFE INS PAYABLE	0.00
21342	HARTFORD ROTH	0.00
21342	SOCIAL SECURITY	0.00
21342	STATE RETIREMENT	0.00
21342	MEDICAL INSURANCE	0.00
21342	MEDICARE	0.00
21343	AMERICAN FAMILY LIFE PAYABLE	0.00
21344	HORACE MANN LIFE INS PAYABLE	62.64
21345	CITIZENS SECURITY DENTAL	0.00
21346	WASHINGTON NATIONAL INS CO	0.00
21347	LIBERTY NATIONAL INS PAYABLE	0.00
21348	MEDICAL INSURANCE PAYABLE	4,271.60
21349	UNITED WAY	0.00
21350	NTA LIFE BUSINESS SERVICES	0.00
21351	HORACE MANN ANNUITY PAYABLE	0.00
21352	TRANSAMERICA	0.00
21353	DAVIS VISION	376.19CR
21354	ONE AMERICA	4,890.24
21355	EDUCATIONAL PLANNING GROUP	0.00
21356	TRUSTMARK	0.00
21357	MODERN WOODMEN INS PAYABLE	0.00
21358	HYBRID-TAXED CONTRIBUTION	747.68CR

Acct	Account Level Description	Amount
L	Liability	
21359	HYBRID PRETAXED CONTRIBUTION	771.19CR
21360	GARNISHMENTS AND LEVIES	512.00CR
21361	CENTRAL STATES HEALTH & LIFE C	0.00
21362	USABLE LIFE	0.00
21362	SOCIAL SECURITY	0.00
21362	STATE RETIREMENT	0.00
21362	MEDICAL INSURANCE	0.00
21362	MEDICARE	0.00
21363	MISCELLANEOUS DEDUCTIONS	0.00
21364	LEGAL SHIELD	0.00
21365	WAGeworks	0.00
21365	WAGeworks	0.00
21366	VALU TEACHERS	0.00
21367	LIFE INSURANCE OF ALABAMA	0.00
21370	AIG RETIREMENT (VALIC)	0.00
21380	CREDIT UNION DEDUCTIONS	0.00
21390	NEA TEA WCEA DUES	0.00
21392	OTHER P/R DED.-MED PUT PLUS	0.00
21500	DUE TO OTHER FUNDS	310.97CR
21510	DUE TO PRIMARY GOVERNMENT	0.00
21600	DUE TO GENERAL GOVERNMENT	0.00
21900	DUE TO PTO	0.00
29940	DEFERRED CURRENT PROP. TAXES	13,407,919.00CR
29945	DEF. DELINQUENT PROPERTY TAXES	196,088.00CR
-----		13,753,132.13CR
		=====

Q	Equity	
34110	PURCHASE ORDERS PAYABLE	0.00
34111	RESERVE FOR ENCUMBRANCE	0.00
34120	ENCUMBRANCE PRIOR YEAR	0.00
34240	PRE-PAID ITEMS	0.00
34555	RESTRICTED FOR EDUCATION	0.00
34560	RESTRICTED FOR EDUCATION - CL	0.00
34587	RESTRCT FOR HYBRID RETIR SRT	206,199.00CR
34755	ASSIGNED FOR EDUCATION - NISWO	0.00
34760	ASSIGNED FOR INSTRUCTION - RET	0.00
34765	ASSIGNED FOR SUPPORT SERVICES	4,375,862.00CR
34770	ASSIGNED FOR OPERATION NON-INS	0.00
34775	ASSIGNED FOR CAPITAL OUTLAY	0.00
34780	ASSIGNED FOR EDUCATION - CASH	2,060,000.00CR
39000	REV EXP SUMMARY FLOW THROUGH	11,486,147.62CR
39000		0.00
39999	UNDESIGNATED FUND BALANCE	0.00
-----		18,128,208.62CR
		=====

Grand Asset Totals	31,881,340.75
Grand Liability Tota	13,753,132.13CR
Grand Equity Totals	18,128,208.62CR

Acct	Account Level Description	Amount
Grand Totals		0.00

Number of Accounts: 88

\*\*\*\*\* End of report \*\*\*\*\*

CHECK CHECK							
FND	ACCT	OBJ	PRJ	NUMBER	DATE	VENDOR	AMOUNT
142	72130	499	100	142216432	10/01/2021	BARNES & NOBLE	459.17
142	72130	499	100	142216432	10/01/2021	BARNES & NOBLE	364.73
142	72130	499	100	142216432	10/01/2021	BARNES & NOBLE	247.39
142	72130	499	100	142216432	10/01/2021	BARNES & NOBLE	44.72
142	72130	499	100	142216432	10/01/2021	BARNES & NOBLE	5.59
142	71100	429	100	142216434	10/01/2021	INST FOR MULTI SENSO	228.85
142	72210	524	200	142216436	10/01/2021	UT MARTIN	7,572.00
142	72210	524	100	142216437	10/01/2021	WS CCP-16	225.00
142	72210	524	100	142216570	10/07/2021	CHRISTIAN, AARON	52.36
142	72210	399	936	142216571	10/07/2021	EDUCATION ELEMENTS	57,500.00
142	72210	524	100	142216573	10/07/2021	HERBERT, DIANE	58.28
142	72130	499	100	142216574	10/07/2021	INGLES	172.71
142	71100	471	934	142216575	10/07/2021	IXL LEARNING	12,825.00
142	71100	429	100	142216576	10/07/2021	OFFICE DEPOT	199.44
142	72210	524	100	142216578	10/07/2021	SHOEMAKER, CARLA	39.29
142	99100	590	000	142216579	10/07/2021	WASHINGTON COUNTY SC	1,294.72
142	72220	499	900	142216582	10/12/2021	BANKCARD CENTER	202.78
142	71300	429	800	142216583	10/12/2021	MajorClarity, Inc.	8,100.00
142	71100	429	100	142216675	10/15/2021	BARNES & NOBLE	56.76
142	71100	429	950	142216676	10/15/2021	CENTER FOR CIVIC ED	3,294.50
142	71100	471	950	142216676	10/15/2021	CENTER FOR CIVIC ED	50.00
142	72120	471	934	142216678	10/15/2021	FOCUSED FITNESS	11,900.00
142	71200	725	934	142216679	10/15/2021	GOVCONNECTION, INC	5,307.20
142	71200	725	934	142216679	10/15/2021	GOVCONNECTION, INC	46,227.20
142	71100	599	950	142216680	10/15/2021	HERITAGE ALLIANCE	560.00
142	72130	499	100	142216681	10/15/2021	OTC BRANDS INC	254.83
142	71200	725	900	142216682	10/15/2021	R82 INC	1,251.75
142	71100	429	100	142216683	10/15/2021	REALLY GOOD STUFF	26.91
142	71100	429	100	142216684	10/15/2021	SCHOLASTIC INC	93.39
142	71100	429	100	142216684	10/15/2021	SCHOLASTIC INC	197.32
142	72220	499	900	142216685	10/15/2021	STAPLES	39.98
142	72220	499	900	142216758	10/22/2021	ADAPTIVE TECH SOLUTI	157.94
142	72220	499	900	142216760	10/22/2021	APPLE INC	299.00
142	71100	429	100	142216761	10/22/2021	BARNES & NOBLE	50.75
142	71100	429	100	142216761	10/22/2021	BARNES & NOBLE	147.79
142	72220	499	900	142216762	10/22/2021	CENTER FOR ED & EMP	299.95
142	72120	399	934	142216764	10/22/2021	FRONTIER HEALTH	10,000.00
142	72210	355	010	142216765	10/22/2021	MORELOCK, KHRIS	86.95
142	72220	499	910	142216767	10/22/2021	RIVERSIDE INSIGHTS	4,115.24
142	72220	499	900	142216768	10/22/2021	TENNESSEE OFFICE SUP	123.87
142	72220	499	900	142216768	10/22/2021	TENNESSEE OFFICE SUP	485.83
142	72220	499	900	142216768	10/22/2021	TENNESSEE OFFICE SUP	11.98
142	72210	355	010	142216770	10/22/2021	WHITAKER, JERRY	19.74
142	72220	499	900	142216834	10/29/2021	APPLE INC	59.95
142	71100	429	100	142216836	10/29/2021	INST FOR MULTI SENSO	100.00
142	72220	499	900	142216837	10/29/2021	K12 SCHOOL SUPPLIES	825.95
142	71200	429	900	142216838	10/29/2021	N2Y	5,670.02

Totals for checks 181,306.83

FUND SUMMARY

<u>FUND</u>	<u>DESCRIPTION</u>	<u>BALANCE SHEET</u>	<u>REVENUE</u>	<u>EXPENSE</u>	<u>TOTAL</u>
142	SCHOOL FEDERAL PROJECTS	0.00	0.00	181,306.83	181,306.83
***	Fund Summary Totals ***	0.00	0.00	181,306.83	181,306.83

\*\*\*\*\* End of report \*\*\*\*\*

Fnd T	Acct	Obj	Prj	Loc	Prg	Account Level Description	2021-22 Budget	October 2021-22 Monthly Activity	2021-22 FYTD Activity	Encumbered Amount	Unexpended Balance - YTD Act	2021-22 FYTD %
010						CONSOLIDATED ADMINISTRATION						
142	E	72210	105	010	00001	000 SUPERVISOR/DIRECTOR	89,657.00	7,533.43	30,133.72	0.00	59,523.28	33.61
142	E	72210	161	010	00001	000 SECRETARY(S)	0.00	0.00	0.00	0.00	0.00	0.00
142	E	72210	162	010	00001	000 CLERICAL PERSONNEL	43,784.00	5,052.00	15,156.00	0.00	28,628.00	34.62
142	E	72210	189	010	00000	000 OTHER SALARIES & WAGES	60,788.00	0.00	0.00	0.00	60,788.00	0.00
142	E	72210	189	010	00001	000 OTHER SALARIES & WAGES	0.00	5,065.67	20,262.68	0.00	-20,262.68	0.00
142	E	72210	201	010	00000	000	12,088.00	0.00	0.00	0.00	12,088.00	0.00
142	E	72210	201	010	00001	000 SOCIAL SECURITY	0.00	1,023.82	3,923.15	0.00	-3,923.15	0.00
142	E	72210	204	010	00000	000	19,780.00	0.00	0.00	0.00	19,780.00	0.00
142	E	72210	204	010	00001	000 STATE RETIREMENT	0.00	1,783.19	6,647.27	0.00	-6,647.27	0.00
142	E	72210	207	010	00000	000	32,076.00	0.00	0.00	0.00	32,076.00	0.00
142	E	72210	207	010	00001	000 MEDICAL INSURANCE	0.00	3,096.00	6,192.00	0.00	-6,192.00	0.00
142	E	72210	212	010	00000	000	2,827.00	0.00	0.00	0.00	2,827.00	0.00
142	E	72210	212	010	00001	000 EMPLOYER MEDICARE	0.00	239.43	917.48	0.00	-917.48	0.00
142	E	72210	336	010	00000	000 MAINTENANCE AND REPAIR SERVICE	0.00	0.00	0.00	0.00	0.00	0.00
142	E	72210	355	010	00000	000 TRAVEL	10,000.00	106.69	295.11	0.00	9,704.89	2.95
142	E	72210	499	010	00000	000 OTHER SUPPLIES AND MATERIALS	10,000.00	0.00	737.85	0.00	9,262.15	7.38
142	E	72210	524	010	00000	000 IN SERVICE / STAFF DEVELOPMENT	9,000.00	0.00	0.00	0.00	9,000.00	0.00
142	E	99100	504	010	00008	000 INDIRECT COST	4,000.00	0.00	0.00	0.00	4,000.00	0.00
						010	294,000.00	23,900.23	84,265.26	0.00	209,734.74	28.66

Fnd T Acct Obj Prj Loc Prg	Account Level Description	2021-22 Budget	October 2021-22 Monthly Activity	2021-22 FYTD Activity	Encumbered Amount	Unexpended Balance - YTD Act	2021-22 FYTD %
100	TITLE I						
142 E 71100 116 100 00000 000	TEACHERS	827,781.00	68,355.59	137,051.14	0.00	690,729.86	16.56
142 E 71100 163 100 00000 000	EDUCATIONAL ASSISTANTS	261,648.00	13,219.87	27,660.48	0.00	233,987.52	10.57
142 E 71100 189 100 00000 000	OTHER SALARIES & WAGES	58,500.00	0.00	0.00	0.00	58,500.00	0.00
142 E 71100 195 100 00000 000	CERTIFIED SUBSTITUTE TEACHERS	0.00	0.00	0.00	0.00	0.00	0.00
142 E 71100 201 100 00000 000	SOCIAL SECURITY	71,172.00	4,565.15	9,206.03	0.00	61,965.97	12.93
142 E 71100 204 100 00000 000	STATE RETIREMENT	116,431.00	7,987.49	16,013.28	0.00	100,417.72	13.75
142 E 71100 207 100 00000 000	MEDICAL INSURANCE	249,492.00	14,102.40	32,701.20	0.00	216,790.80	13.11
142 E 71100 212 100 00000 000	EMPLOYER MEDICARE	16,645.00	1,085.77	2,194.18	0.00	14,450.82	13.18
142 E 71100 311 100 00000 000	CONTRACTS WITH OTHER SCHOOL SY	0.00	0.00	0.00	0.00	0.00	0.00
142 E 71100 336 100 00000 000	MAINTENANCE AND REPAIR SERVICE	0.00	0.00	0.00	0.00	0.00	0.00
142 E 71100 429 100 00000 000	INSTRUCTIONAL SUPPLIES & MATER	34,849.00	1,101.21	1,101.21	0.00	33,747.79	3.16
142 E 71100 499 100 00000 000	OTHER SUPPLIES AND MATERIALS	0.00	0.00	0.00	0.00	0.00	0.00
142 E 71100 722 100 00000 000	REGULAR INSTRUCTION EQUIPMENT	0.00	0.00	0.00	0.00	0.00	0.00
142 E 72130 189 100 00000 000	OTHER SALARIES & WAGES	0.00	0.00	0.00	0.00	0.00	0.00
142 E 72130 201 100 00000 000	SOCIAL SECURITY	0.00	0.00	0.00	0.00	0.00	0.00
142 E 72130 204 100 00000 000	STATE RETIREMENT	0.00	0.00	0.00	0.00	0.00	0.00
142 E 72130 207 100 00000 000	MEDICAL INSURANCE	0.00	0.00	0.00	0.00	0.00	0.00
142 E 72130 212 100 00000 000	EMPLOYER MEDICARE	0.00	0.00	0.00	0.00	0.00	0.00
142 E 72130 499 100 00000 000	OTHER SUPPLIES AND MATERIALS	22,000.00	1,549.14	1,549.14	0.00	20,450.86	7.04
142 E 72130 599 100 00000 000	OTHER CHARGES	5,000.00	0.00	0.00	0.00	5,000.00	0.00
142 E 72210 189 100 00000 000	OTHER SALARIES & WAGES	13,200.00	0.00	0.00	0.00	13,200.00	0.00
142 E 72210 195 100 00000 000	CERTIFIED SUBSTITUTE TEACHERS	0.00	0.00	0.00	0.00	0.00	0.00
142 E 72210 201 100 00000 000	SOCIAL SECURITY	818.00	0.00	0.00	0.00	818.00	0.00
142 E 72210 204 100 00000 000	STATE RETIREMENT	1,360.00	0.00	0.00	0.00	1,360.00	0.00
142 E 72210 207 100 00000 000	MEDICAL INSURANCE	0.00	0.00	0.00	0.00	0.00	0.00
142 E 72210 212 100 00000 000	EMPLOYER MEDICARE	191.00	0.00	0.00	0.00	191.00	0.00
142 E 72210 355 100 00000 000	TRAVEL	0.00	0.00	0.00	0.00	0.00	0.00
142 E 72210 524 100 00000 000	IN SERVICE / STAFF DEVELOPMENT	17,000.00	374.93	374.93	0.00	16,625.07	2.21
142 E 72210 599 100 00000 000	OTHER CHARGES	0.00	0.00	0.00	0.00	0.00	0.00
142 E 99100 504 100 00008 000	INDIRECT COST	31,225.23	0.00	0.00	0.00	31,225.23	0.00
142 E 99100 590 100 00000 000	TRANSFERS OUT	0.00	0.00	0.00	0.00	0.00	0.00
100		1,727,312.23	112,341.55	227,851.59	0.00	1,499,460.64	13.19



Fnd T Acct	Obj Prj Loc	Prg	Account Level Description	2021-22 Budget	October 2021-22 Monthly Activity	2021-22 FYTD Activity	Encumbered Amount	Unexpended Balance - YTD Act	2021-22 FYTD %
160			TITLE I-D						
142 E 71100 429 160 00000 000			INSTRUCTIONAL SUPPLIES & MATER	30,006.97	0.00	0.00	0.00	30,006.97	0.00
142 E 71100 499 160 00000 000			OTHER SUPPLIES AND MATERIALS	16,000.00	0.00	11,249.00	0.00	4,751.00	70.31
142 E 72210 499 160 00000 000			OTHER SUPPLIES AND MATERIALS	0.00	0.00	0.00	0.00	0.00	0.00
142 E 72210 524 160 00000 000			IN-SERVICE / STAFF DEVELOPMENT	5,500.00	0.00	0.00	0.00	5,500.00	0.00
142 E 99100 504 160 00000 000			INDIRECT COST	2,500.00	0.00	0.00	0.00	2,500.00	0.00
	160			54,006.97	0.00	11,249.00	0.00	42,757.97	20.83

Account Level		2021-22	October 2021-22	2021-22	Encumbered	Unexpended	2021-22
Fnd T Acct	Obj Prj Loc Prg Description	Budget	Monthly Activity	FYTD Activity	Amount	Balance - YTD Act	FYTD %
171	ADD. TARGETED SUPPORT & IMPROV						
142 E 71100 195 171 00000 000	CERTIFIED SUBSTITUTE TEACHERS	0.00	0.00	0.00	0.00	0.00	0.00
142 E 71100 201 171 00000 000	SOCIAL SECURITY	0.00	0.00	0.00	0.00	0.00	0.00
142 E 71100 212 171 00000 000	MEDICARE	0.00	0.00	0.00	0.00	0.00	0.00
142 E 71100 429 171 00000 000	INSTRUCTIONAL SUPPLIES AND MAT	0.00	0.00	0.00	0.00	0.00	0.00
142 E 71100 499 171 00000 000	OTHER SUPPLIES AND MATERIALS	4,277.12	0.00	4,277.12	0.00	0.00	100.00
142 E 72210 196 171 00000 000	IN SERVICE TRAINING	0.00	0.00	0.00	0.00	0.00	0.00
142 E 72210 524 171 00000 000	IN-SERVICE / STAFF DEVELOPMENT	8,308.50	0.00	8,308.50	0.00	0.00	100.00
142 E 99100 504 171 00000 000	INDIRECT COST	214.04	0.00	214.04	0.00	0.00	100.00
	171	12,799.66	0.00	12,799.66	0.00	0.00	100.00



Fnd T Acct	Obj Prj Loc	Prg Description	Account Level	2021-22 Budget	October 2021-22 Monthly Activity	2021-22 FYTD Activity	Encumbered Amount	Unexpended Balance - YTD Act	2021-22 FYTD %
200		TITLE II - A							
142 E 71100 116 200 00000 000		TEACHERS		41,189.00	3,244.57	6,489.07	0.00	34,699.93	15.75
142 E 71100 195 200 00000 000		CERTIFIED SUBSTITUTE TEACHERS		0.00	0.00	0.00	0.00	0.00	0.00
142 E 71100 201 200 00000 000		SOCIAL SECURITY		2,554.00	201.16	402.32	0.00	2,151.68	15.75
142 E 71100 204 200 00000 000		STATE RETIREMENT		4,242.00	292.02	584.03	0.00	3,657.97	13.77
142 E 71100 207 200 00000 000		MEDICAL INSURANCE		11,640.00	0.00	0.00	0.00	11,640.00	0.00
142 E 71100 212 200 00000 000		EMPLOYER MEDICARE		597.00	47.05	94.10	0.00	502.90	15.76
142 E 72210 138 200 00010 000		INSTR COMPUTER PERSONNEL		110,470.00	9,205.84	18,411.68	0.00	92,058.32	16.67
142 E 72210 189 200 00000 000		OTHER SALARIES & WAGES		11,880.00	0.00	0.00	0.00	11,880.00	0.00
142 E 72210 195 200 00000 000		CERTIFIED SUBSTITUTE TEACHERS		0.00	0.00	0.00	0.00	0.00	0.00
142 E 72210 201 200 00000 000		SOCIAL SECURITY		8,200.00	0.00	0.00	0.00	8,200.00	0.00
142 E 72210 201 200 00010 000				0.00	543.41	1,086.82	0.00	-1,086.82	0.00
142 E 72210 204 200 00000 000		STATE RETIREMENT		13,657.00	0.00	0.00	0.00	13,657.00	0.00
142 E 72210 204 200 00010 000				0.00	948.20	1,896.40	0.00	-1,896.40	0.00
142 E 72210 207 200 00000 000		MEDICAL INSURANCE		17,316.00	4,496.40	4,496.40	0.00	12,819.60	25.97
142 E 72210 207 200 00010 000				0.00	1,646.40	3,292.80	0.00	-3,292.80	0.00
142 E 72210 212 200 00000 000		EMPLOYER MEDICARE		1,918.00	0.00	0.00	0.00	1,918.00	0.00
142 E 72210 212 200 00010 000				0.00	127.09	254.18	0.00	-254.18	0.00
142 E 72210 355 200 00000 000		TRAVEL		0.00	0.00	0.00	0.00	0.00	0.00
142 E 72210 499 200 00000 000		OTHER SUPPLIES AND MATERIALS		0.00	0.00	0.00	0.00	0.00	0.00
142 E 72210 524 200 00000 000		IN SERVICE / STAFF DEVELOPMENT		166,083.24	7,572.00	31,569.75	0.00	134,513.49	19.01
142 E 99100 504 200 00008 000		INDIRECT COST		14,000.00	0.00	0.00	0.00	14,000.00	0.00
142 E 99100 590 200 00000 000		TRANSFERS OUT		0.00	0.00	0.00	0.00	0.00	0.00
	200			403,746.24	28,324.14	68,577.55	0.00	335,168.69	16.99

Fnd T Acct	Obj Prj Loc	Prg	Account Level Description	2021-22 Budget	October 2021-22 Monthly Activity	2021-22 FYTD Activity	Encumbered Amount	Unexpended Balance - YTD Act	2021-22 FYTD %
440			TITLE IV						
142 E 71100 429 440 00000 000			INSTRUCTIONAL SUPPLIES & MAT.	0.00	0.00	0.00	0.00	0.00	0.00
142 E 71150 116 440 00000 000			TEACHERS	27,761.00	0.00	0.00	0.00	27,761.00	0.00
142 E 71150 201 440 00000 000			SOCIAL SECURITY	1,721.00	0.00	0.00	0.00	1,721.00	0.00
142 E 71150 204 440 00000 000			STATE RETIREMENT	2,859.00	0.00	0.00	0.00	2,859.00	0.00
142 E 71150 207 440 00000 000			MEDICAL INSURANCE	0.00	0.00	0.00	0.00	0.00	0.00
142 E 71150 212 440 00000 000			MEDICARE	403.00	0.00	0.00	0.00	403.00	0.00
142 E 71150 429 440 00000 000			INSTRUCTIONAL SUPPLIES AND MAT	2,000.18	0.00	0.00	0.00	2,000.18	0.00
142 E 72130 123 440 00000 000			GUIDANCE PERSONNEL	52,918.00	4,586.25	9,172.50	0.00	43,745.50	17.33
142 E 72130 201 440 00000 000			SOCIAL SECURITY	3,281.00	262.96	525.92	0.00	2,755.08	16.03
142 E 72130 204 440 00000 000			STATE RETIREMENT	5,451.00	472.38	944.76	0.00	4,506.24	17.33
142 E 72130 207 440 00000 000			MEDICAL INSURANCE	9,360.00	919.20	1,838.40	0.00	7,521.60	19.64
142 E 72130 212 440 00000 000			EMPLOYER MEDICARE	767.00	61.50	123.00	0.00	644.00	16.04
142 E 72130 499 440 00000 000			OTHER SUPPLIES & MATERIALS	0.00	0.00	0.00	0.00	0.00	0.00
142 E 72130 524 440 00000 000			IN SERVICE / STAFF DEVELOPMENT	7,000.00	0.00	0.00	0.00	7,000.00	0.00
142 E 72130 599 440 00000 000			OTHER CHARGES	0.00	0.00	0.00	0.00	0.00	0.00
142 E 72250 105 440 00000 000			SUPERVISOR / DIRECTOR	0.00	0.00	0.00	0.00	0.00	0.00
142 E 72250 524 440 00000 000			IN-SERVICE / STAFF DEVELOPMENT	3,600.00	0.00	0.00	0.00	3,600.00	0.00
142 E 72250 790 440 00000 000			OTHER EQUIPMENT	0.00	0.00	0.00	0.00	0.00	0.00
142 E 72710 201 440 00000 000				0.00	0.00	0.00	0.00	0.00	0.00
142 E 72710 204 440 00000 000				0.00	0.00	0.00	0.00	0.00	0.00
142 E 72710 212 440 00000 000				0.00	0.00	0.00	0.00	0.00	0.00
142 E 72710 599 440 00000 000			OTHER CHARGES	0.00	0.00	0.00	0.00	0.00	0.00
142 E 99100 504 440 00000 000			INDIRECT COST	6,000.00	0.00	0.00	0.00	6,000.00	0.00
			440	123,121.18	6,302.29	12,604.58	0.00	110,516.60	10.24



Fnd T Acct	Obj Prj Loc	Prg	Account Level Description	2021-22 Budget	October 2021-22 Monthly Activity	2021-22 FYTD Activity	Encumbered Amount	Unexpended Balance - YTD Act	2021-22 FYTD %
800			CARL PERKINS						
142 E	71300 116 800	00021 000	TEACHERS	0.00	0.00	0.00	0.00	0.00	0.00
142 E	71300 189 800	00021 000	OTHER SALARIES & WAGES	3,600.26	0.00	0.00	0.00	3,600.26	0.00
142 E	71300 201 800	00021 000	SOCIAL SECURITY	275.40	0.00	0.00	0.00	275.40	0.00
142 E	71300 204 800	00021 000	STATE RETIREMENT	180.00	0.00	0.00	0.00	180.00	0.00
142 E	71300 207 800	00021 000	MEDICAL INSURANCE	164.40	0.00	0.00	0.00	164.40	0.00
142 E	71300 212 800	00021 000	EMPLOYER MEDICARE	51.00	0.00	0.00	0.00	51.00	0.00
142 E	71300 429 800	00000 000	INSTRUCTIONAL SUPPLIES & MATER	36,655.63	8,100.00	27,607.00	0.00	9,048.63	75.31
142 E	71300 499 800	00000 000	OTHER SUPPLIES AND MATERIALS	10,000.00	0.00	7,500.00	0.00	2,500.00	75.00
142 E	71300 599 800	00000 000	OTHER CHARGES	0.00	0.00	0.00	0.00	0.00	0.00
142 E	71300 730 800	00000 000	VOCATIONAL INSTRUCTION EQUIPME	75,000.00	0.00	7,246.75	0.00	67,753.25	9.66
142 E	72130 146 800	00000 000	BUS DRIVERS	0.00	0.00	0.00	0.00	0.00	0.00
142 E	72130 355 800	00000 000	TRAVEL	2,951.00	0.00	387.80	0.00	2,563.20	13.14
142 E	72130 399 800	00000 000	OTHER CONTRACTED SERVICES	0.00	0.00	0.00	0.00	0.00	0.00
142 E	72130 524 800	00000 000	IN SERVICE / STAFF DEVELOPMENT	7,107.00	0.00	2,041.27	0.00	5,065.73	28.72
142 E	72230 162 800	00000 000	CLERICAL PERSONNEL	2,400.18	0.00	0.00	0.00	2,400.18	0.00
142 E	72230 201 800	00000 000	SOCIAL SECURITY	183.60	0.00	0.00	0.00	183.60	0.00
142 E	72230 204 800	00000 000	STATE RETIREMENT	120.00	0.00	0.00	0.00	120.00	0.00
142 E	72230 207 800	00000 000	MEDICAL INSURANCE	109.60	0.00	0.00	0.00	109.60	0.00
142 E	72230 212 800	00000 000	MEDICARE	34.00	0.00	0.00	0.00	34.00	0.00
142 E	72230 599 800	00000 000		0.00	0.00	0.00	0.00	0.00	0.00
142 E	99100 504 800	00008 000	INDIRECT COST	3,293.73	0.00	0.00	0.00	3,293.73	0.00
142 E	99100 590 800	00008 000	TRANS. OUT - INDIRECT COST	0.00	0.00	0.00	0.00	0.00	0.00
			800	142,125.80	8,100.00	44,782.82	0.00	97,342.98	31.51























Account Level		2021-22	October 2021-22	2021-22	Encumbered	Unexpended	2021-22
Fnd T Acct	Obj Prj Loc Prg Description	Budget	Monthly Activity	FYTD Activity	Amount	Balance - YTD Act	FYTD %
899	IDEA SUSTAINABILITY GRANT						
142 E 71200 195 899 00000 000	CERTIFIED SUBSTITUTE TEACHERS	0.00	0.00	0.00	0.00	0.00	0.00
142 E 71200 201 899 00000 000	SOCIAL SECURITY	0.00	0.00	0.00	0.00	0.00	0.00
142 E 71200 204 899 00000 000	STATE RETIREMENT	0.00	0.00	0.00	0.00	0.00	0.00
142 E 71200 212 899 00000 000	EMPLOYER MEDICARE	0.00	0.00	0.00	0.00	0.00	0.00
142 E 71200 429 899 00000 000	INSTRUCTIONAL SUPPLIES & MATER	22,405.62	0.00	13,750.00	0.00	8,655.62	61.37
142 E 71200 725 899 00000 000	SPECIAL EDUCATION EQUIPMENT	0.00	0.00	0.00	0.00	0.00	0.00
142 E 72220 196 899 00000 000	IN SERVICE TRAINING	0.00	0.00	0.00	0.00	0.00	0.00
142 E 72220 196 899 00020 000	IN SERVICE TRAINING	0.00	0.00	0.00	0.00	0.00	0.00
142 E 72220 201 899 00000 000	SOCIAL SECURITY	0.00	0.00	0.00	0.00	0.00	0.00
142 E 72220 204 899 00000 000	STATE RETIREMENT	0.00	0.00	0.00	0.00	0.00	0.00
142 E 72220 212 899 00000 000	EMPLOYER MEDICARE	0.00	0.00	0.00	0.00	0.00	0.00
142 E 72220 524 899 00000 000	IN-SERVICE / STAFF DEVELOPMENT	13,850.00	0.00	10,849.90	0.00	3,000.10	78.34
	899	36,255.62	0.00	24,599.90	0.00	11,655.72	67.85

Fnd T Acct	Obj Prj Loc	Prg	Account Level Description	2021-22 Budget	October 2021-22 Monthly Activity	2021-22 FYTD Activity	Encumbered Amount	Unexpended Balance - YTD Act	2021-22 FYTD %
900			IDEA PART- B						
142 E 71200 116 900 00000 000			TEACHERS	110,192.00	8,106.09	16,526.10	0.00	93,665.90	15.00
142 E 71200 163 900 00000 000			EDUCATIONAL ASSISTANTS	920,351.04	89,006.29	177,376.50	0.00	742,974.54	19.27
142 E 71200 171 900 00000 000			SPEECH PATHOLOGIST	45,630.00	3,801.09	7,602.18	0.00	38,027.82	16.66
142 E 71200 189 900 00000 000			OTHER SALARIES & WAGES	0.00	0.00	0.00	0.00	0.00	0.00
142 E 71200 201 900 00000 000			SOCIAL SECURITY	61,185.00	5,729.72	11,468.98	0.00	49,716.02	18.74
142 E 71200 204 900 00000 000			STATE RETIREMENT	95,916.00	8,054.78	16,459.20	0.00	79,456.80	17.16
142 E 71200 207 900 00000 000			MEDICAL INSURANCE	365,777.00	30,088.00	60,029.60	0.00	305,747.40	16.41
142 E 71200 212 900 00000 000			EMPLOYER MEDICARE	14,466.00	1,340.03	2,682.29	0.00	11,783.71	18.54
142 E 71200 429 900 00000 000			INSTRUCTIONAL SUPPLIES & MAT.	150,000.00	5,670.02	5,725.02	0.00	144,274.98	3.82
142 E 71200 725 900 00000 000			SPECIAL EDUCATION EQUIPMENT	10,000.00	1,251.75	1,251.75	0.00	8,748.25	12.52
142 E 72210 524 900 00000 000			Staff Development	0.00	0.00	0.00	0.00	0.00	0.00
142 E 72220 189 900 00000 000			OTHER SALARIES & WAGES	0.00	0.00	0.00	0.00	0.00	0.00
142 E 72220 201 900 00000 000			SOCIAL SECURITY	0.00	0.00	0.00	0.00	0.00	0.00
142 E 72220 204 900 00000 000			STATE RETIREMENT	0.00	0.00	0.00	0.00	0.00	0.00
142 E 72220 207 900 00000 000			MEDICAL INSURANCE	0.00	0.00	0.00	0.00	0.00	0.00
142 E 72220 212 900 00000 000			EMPLOYER MEDICARE	0.00	0.00	0.00	0.00	0.00	0.00
142 E 72220 312 900 00000 000			CONTRACTS W PRIVATE AGENCIES	41,409.41	0.00	0.00	0.00	41,409.41	0.00
142 E 72220 336 900 00000 000			MAINTENANCE & REPAIR OF EQUIPM	10,000.00	0.00	957.00	0.00	9,043.00	9.57
142 E 72220 355 900 00000 000			TRAVEL	25,000.00	0.00	0.00	0.00	25,000.00	0.00
142 E 72220 399 900 00000 000			OTHER CONTRACTED SERVICES	0.00	0.00	0.00	0.00	0.00	0.00
142 E 72220 429 900 00000 000			Instructional Supplies & Mat.	0.00	0.00	0.00	0.00	0.00	0.00
142 E 72220 499 900 00000 000			OTHER SUPPLIES AND MATERIALS	50,000.00	2,507.23	3,371.71	0.00	46,628.29	6.74
142 E 72220 524 900 00000 000			IN SERVICE / STAFF DEVELOPMENT	75,000.00	0.00	6,500.00	0.00	68,500.00	8.67
142 E 72710 146 900 00020 000			BUS DRIVERS	251,643.00	21,626.55	42,413.10	0.00	209,229.90	16.85
142 E 72710 201 900 00020 000			SOCIAL SECURITY	15,601.00	1,193.89	2,342.05	0.00	13,258.95	15.01
142 E 72710 204 900 00020 000			STATE RETIREMENT	24,200.79	2,005.05	4,010.10	0.00	20,190.69	16.57
142 E 72710 207 900 00020 000			MEDICAL INSURANCE	250,000.00	11,712.00	23,112.40	0.00	226,887.60	9.24
142 E 72710 212 900 00020 000			EMPLOYER MEDICARE	3,648.81	279.23	547.77	0.00	3,101.04	15.01
142 E 99100 504 900 00008 000			INDIRECT COST	20,000.00	0.00	0.00	0.00	20,000.00	0.00
			900	2,540,020.05	192,371.72	382,375.75	0.00	2,157,644.30	15.05

Fnd T Acct	Obj Prj Loc	Prg	Account Level Description	2021-22 Budget	October 2021-22 Monthly Activity	2021-22 FYTD Activity	Encumbered Amount	Unexpended Balance - YTD Act	2021-22 FYTD %
901			ARP IDEA PART B						
142 E	71150 116 901	00000 000	TEACHERS	141,000.00	0.00	0.00	0.00	141,000.00	0.00
142 E	71150 201 901	00000 000	SOCIAL SECURITY	8,814.00	0.00	0.00	0.00	8,814.00	0.00
142 E	71150 204 901	00000 000	STATE RETIREMENT	14,523.00	0.00	0.00	0.00	14,523.00	0.00
142 E	71150 207 901	00000 000	MEDICAL INSURANCE	30,000.00	0.00	0.00	0.00	30,000.00	0.00
142 E	71150 212 901	00000 000	MEDICARE	2,046.00	0.00	0.00	0.00	2,046.00	0.00
142 E	71200 116 901	00000 000	TEACHERS	35,000.00	0.00	0.00	0.00	35,000.00	0.00
142 E	71200 163 901	00000 000	EDUCATIONAL ASSISTANTS	26,400.00	0.00	0.00	0.00	26,400.00	0.00
142 E	71200 171 901	00000 000	SPEECH PATHOLOGIST	0.00	0.00	0.00	0.00	0.00	0.00
142 E	71200 189 901	00000 000	OTHER SALARIES & WAGES	0.00	0.00	0.00	0.00	0.00	0.00
142 E	71200 201 901	00000 000	SOCIAL SECURITY	3,807.00	0.00	0.00	0.00	3,807.00	0.00
142 E	71200 204 901	00000 000	STATE RETIREMENT	0.00	0.00	0.00	0.00	0.00	0.00
142 E	71200 207 901	00000 000	MEDICAL INSURANCE	0.00	0.00	0.00	0.00	0.00	0.00
142 E	71200 211 901	00000 000	LOCAL RETIREMENT	6,325.00	0.00	0.00	0.00	6,325.00	0.00
142 E	71200 212 901	00000 000	EMPLOYER MEDICARE	860.00	0.00	0.00	0.00	860.00	0.00
142 E	72220 399 901	00000 000	OTHER CONTRACTED SERVICES	0.00	0.00	0.00	0.00	0.00	0.00
142 E	72220 499 901	00000 000	OTHER SUPPLIES AND MATERIALS	95,163.93	0.00	0.00	0.00	95,163.93	0.00
142 E	72220 524 901	00000 000	IN-SERVICE / STAFF DEVELOPMENT	85,000.00	0.00	0.00	0.00	85,000.00	0.00
142 E	72710 146 901	00000 000	BUS DRIVERS	19,600.00	0.00	0.00	0.00	19,600.00	0.00
142 E	72710 201 901	00000 000	SOCIAL SECURITY	2,432.00	0.00	0.00	0.00	2,432.00	0.00
142 E	72710 204 901	00000 000	STATE RETIREMENT	5,652.00	0.00	0.00	0.00	5,652.00	0.00
142 E	72710 207 901	00000 000	MEDICAL INSURANCE	0.00	0.00	0.00	0.00	0.00	0.00
142 E	72710 212 901	00000 000	EMPLOYER MEDICARE	570.00	0.00	0.00	0.00	570.00	0.00
	901			477,192.93	0.00	0.00	0.00	477,192.93	0.00



Fnd T Acct	Obj Prj Loc	Prg	Account Level Description	2021-22 Budget	October 2021-22 Monthly Activity	2021-22 FYTD Activity	Encumbered Amount	Unexpended Balance - YTD Act	2021-22 FYTD %
910			IDEA PRESCHOOL						
142 E 71200 163 910 00000 000			EDUCATIONAL ASSISTANTS	36,643.00	2,211.80	4,145.83	0.00	32,497.17	11.31
142 E 71200 201 910 00000 000			SOCIAL SECURITY	1,016.00	109.14	220.52	0.00	795.48	21.70
142 E 71200 204 910 00000 000			STATE RETIREMENT	3,003.00	182.39	368.25	0.00	2,634.75	12.26
142 E 71200 207 910 00000 000			MEDICAL INSURANCE	19,023.00	2,188.80	2,746.80	0.00	16,276.20	14.44
142 E 71200 212 910 00000 000			EMPLOYER MEDICARE	453.00	25.53	51.58	0.00	401.42	11.39
142 E 71200 429 910 00000 000			INSTRUCTIONAL SUPPLIES & MATER	30,000.00	0.00	0.00	0.00	30,000.00	0.00
142 E 71200 499 910 00000 000			OTHER SUPPLIES AND MATERIALS	0.00	0.00	0.00	0.00	0.00	0.00
142 E 71200 725 910 00000 000			SPECIAL EDUCATION EQUIPMENT	0.00	0.00	0.00	0.00	0.00	0.00
142 E 72220 189 910 00000 000			OTHER SALARIES & WAGES	0.00	0.00	0.00	0.00	0.00	0.00
142 E 72220 201 910 00000 000			SOCIAL SECURITY	0.00	0.00	0.00	0.00	0.00	0.00
142 E 72220 204 910 00000 000			STATE RETIREMENT	0.00	0.00	0.00	0.00	0.00	0.00
142 E 72220 207 910 00000 000			EMPLOYER MEDICARE	0.00	0.00	0.00	0.00	0.00	0.00
142 E 72220 212 910 00000 000			EMPLOYER MEDICARE	0.00	0.00	0.00	0.00	0.00	0.00
142 E 72220 355 910 00000 000			TRAVEL	0.00	0.00	0.00	0.00	0.00	0.00
142 E 72220 399 910 00000 000			OTHER CONTRACTED SERVICES	0.00	0.00	0.00	0.00	0.00	0.00
142 E 72220 499 910 00000 000			OTHER SUPPLIES AND MATERIALS	10,000.00	4,115.24	4,115.24	0.00	5,884.76	41.15
142 E 72220 524 910 00000 000			IN SERVICE / STAFF DEVELOPMENT	8,842.07	0.00	0.00	0.00	8,842.07	0.00
142 E 72220 790 910 00000 000			OTHER EQUIPMENT	20,000.00	0.00	0.00	0.00	20,000.00	0.00
142 E 99100 504 910 00008 000			INDIRECT COST	0.00	0.00	0.00	0.00	0.00	0.00
			910	128,980.07	8,832.90	11,648.22	0.00	117,331.85	9.03

Account Level						2021-22	October 2021-22	2021-22	Encumbered	Unexpended	2021-22
Fnd	T Acct	Obj	Prj	Loc	Prg Description	Budget	Monthly Activity	FYTD Activity	Amount	Balance - YTD Act	FYTD %
911					ARP IDEA PRESCHOOL						
142	E 72220	499	911	00000	000 OTHER SUPPLIES AND MATERIALS	16,814.51	0.00	0.00	0.00	16,814.51	0.00
142	E 72220	524	911	00000	000 IN-SERVICE / STAFF DEVELOPMENT	15,000.00	0.00	0.00	0.00	15,000.00	0.00
			911			31,814.51	0.00	0.00	0.00	31,814.51	0.00

Fnd T Acct	Obj Prj Loc	Prg	Account Level Description	2021-22 Budget	October 2021-22 Monthly Activity	2021-22 FYTD Activity	Encumbered Amount	Unexpended Balance - YTD Act	2021-22 FYTD %
931			ESSER						
142 E 71100 429 931 00000 000			SUPPLIES & MATERIALS	0.00	0.00	0.00	0.00	0.00	0.00
142 E 71100 471 931 00000 000			SOFTWARE	0.00	0.00	113,755.95	0.00	-113,755.95	0.00
142 E 71200 116 931 00000 000			TEACHERS	0.00	0.00	0.00	0.00	0.00	0.00
142 E 71200 189 931 00000 000			OTHER SALARIES AND WAGES	0.00	0.00	765.00	0.00	-765.00	0.00
142 E 71200 201 931 00000 000			SOCIAL SECURITY	0.00	0.00	47.43	0.00	-47.43	0.00
142 E 71200 204 931 00000 000			STATE RETIREMENT	0.00	0.00	78.80	0.00	-78.80	0.00
142 E 71200 212 931 00000 000			MEDICARE	0.00	0.00	11.09	0.00	-11.09	0.00
142 E 71200 399 931 00000 000			OTHER CONTRACTED SERVICE	0.00	0.00	6,482.00	0.00	-6,482.00	0.00
142 E 71200 429 931 00000 000			INSTRUCTIONAL SUPPLIES & MATER	0.00	0.00	8,922.30	0.00	-8,922.30	0.00
142 E 72120 399 931 00000 000			OTHER CONTRACTED SERVICE	0.00	0.00	0.00	0.00	0.00	0.00
142 E 72210 189 931 00000 000			OTHER SALARIES & WAGES	0.00	0.00	0.00	0.00	0.00	0.00
142 E 72210 201 931 00000 000			SOCIAL SECURITY	0.00	0.00	0.00	0.00	0.00	0.00
142 E 72210 204 931 00000 000			STATE RETIREMENT	0.00	0.00	0.00	0.00	0.00	0.00
142 E 72210 212 931 00000 000			EMPLOYER MEDICARE	0.00	0.00	0.00	0.00	0.00	0.00
142 E 72210 524 931 00000 000			IN-SERVICE / STAFF DEVELOPMENT	0.00	0.00	0.00	0.00	0.00	0.00
142 E 99100 504 931 00000 000			INDIRECT COST	0.00	0.00	0.00	0.00	0.00	0.00
	931			0.00	0.00	130,062.57	0.00	-130,062.57	0.00







Fnd T Acct		Obj	Prj	Loc	Prg	Account Level Description	2021-22 Budget	October Monthly Activity	2021-22 FYTD Activity	Encumbered Amount	Unexpended Balance - YTD Act	2021-22 FYTD %
934		ESSER 2.0 REVENUE										
142	E	73100	201	934	00008	000 SOCIAL SECURITY	0.00	0.00	0.00	0.00	0.00	0.00
142	E	73100	204	934	00008	000 STATE RETIREMENT	0.00	0.00	0.00	0.00	0.00	0.00
142	E	73100	212	934	00008	000 MEDICARE	0.00	0.00	0.00	0.00	0.00	0.00
142	E	76100	707	934	00008	000 BUILDING IMPROVEMENTS	0.00	0.00	0.00	0.00	0.00	0.00
142	E	99100	504	934	00000	000 INDIRECT COST	0.00	0.00	0.00	0.00	0.00	0.00
934							0.00	86,259.40	727,421.36	0.00	-727,421.36	0.00



Account Level		2021-22	October 2021-22	2021-22	Encumbered	Unexpended	2021-22
Fnd T Acct	Obj Prj Loc Prg Description	Budget	Monthly Activity	FYTD Activity	Amount	Balance - YTD Act	FYTD %
936	ESSE PLANNING GRANT						
142 E 72210 399 936 00000 000	OTHER CONTRACTED SERVICE	175,000.00	57,500.00	57,500.00	0.00	117,500.00	32.86
	936	175,000.00	57,500.00	57,500.00	0.00	117,500.00	32.86

Fnd T Acct	Obj Prj Loc	Prg	Account Level Description	2021-22 Budget	October 2021-22 Monthly Activity	2021-22 FYTD Activity	Encumbered Amount	Unexpended Balance - YTD Act	2021-22 FYTD %
937			ESSER 3.0						
142 E 71100	116 937	00000 000	TEACHERS	153,525.00	0.00	0.00	0.00	153,525.00	0.00
142 E 71100	201 937	00000 000	SOCIAL SECURITY	9,519.00	0.00	0.00	0.00	9,519.00	0.00
142 E 71100	204 937	00000 000	STATE RETIREMENT	15,810.00	0.00	0.00	0.00	15,810.00	0.00
142 E 71100	207 937	00000 000	MEDICAL INSURANCE	34,920.00	0.00	0.00	0.00	34,920.00	0.00
142 E 71100	212 937	00000 000	MEDICARE	2,226.00	0.00	0.00	0.00	2,226.00	0.00
142 E 71100	429 937	00000 000	SUPPLIES & MATERIALS	158,497.58	0.00	0.00	0.00	158,497.58	0.00
142 E 71100	471 937	00000 000	SOFTWARE	954,636.42	0.00	0.00	0.00	954,636.42	0.00
142 E 71100	499 937	00000 000	OTHER SUPPLIES AND MATERIALS	3,375.00	0.00	0.00	0.00	3,375.00	0.00
142 E 71100	722 937	00000 000	REGULAR INSTRUCTION EQUIPMENT	25,767.20	0.00	0.00	0.00	25,767.20	0.00
142 E 71200	116 937	00000 000	TEACHERS	52,500.00	0.00	0.00	0.00	52,500.00	0.00
142 E 71200	163 937	00000 000	EDUCATIONAL ASSISTANTS	27,720.00	0.00	0.00	0.00	27,720.00	0.00
142 E 71200	201 937	00000 000	SOCIAL SECURITY	14,919.00	0.00	0.00	0.00	14,919.00	0.00
142 E 71200	204 937	00000 000	STATE RETIREMENT	24,789.00	0.00	0.00	0.00	24,789.00	0.00
142 E 71200	212 937	00000 000	MEDICARE	3,492.00	0.00	0.00	0.00	3,492.00	0.00
142 E 72120	189 937	00000 000	OTHER SALARIES AND WAGES	2,640.00	0.00	0.00	0.00	2,640.00	0.00
142 E 72120	201 937	00000 000	SOCIAL SECURITY	164.00	0.00	0.00	0.00	164.00	0.00
142 E 72120	204 937	00000 000	STATE RETIREMENT	255.00	0.00	0.00	0.00	255.00	0.00
142 E 72120	212 937	00000 000	MEDICARE	38.00	0.00	0.00	0.00	38.00	0.00
142 E 72120	399 937	00000 000	OTHER CONTRACTED SERVICE	120,000.00	0.00	0.00	0.00	120,000.00	0.00
142 E 72120	471 937	00000 000	SOFTWARE	90,000.00	0.00	0.00	0.00	90,000.00	0.00
142 E 72120	599 937	00000 000	OTHER CHARGES	51,000.00	0.00	0.00	0.00	51,000.00	0.00
142 E 72130	123 937	00000 000	GUIDANCE PERSONNEL	281,000.00	0.00	0.00	0.00	281,000.00	0.00
142 E 72130	130 937	00000 000	SOCIAL WORKERS	495,000.00	0.00	0.00	0.00	495,000.00	0.00
142 E 72130	201 937	00000 000	SOCIAL SECURITY	48,082.00	0.00	0.00	0.00	48,082.00	0.00
142 E 72130	204 937	00000 000	STATE RETIREMENT	76,464.00	0.00	0.00	0.00	76,464.00	0.00
142 E 72130	207 937	00000 000	MEDICAL INSURANCE	228,240.00	0.00	0.00	0.00	228,240.00	0.00
142 E 72130	212 937	00000 000	MEDICARE	11,214.00	0.00	0.00	0.00	11,214.00	0.00
142 E 72130	399 937	00000 000	OTHER CONTRACTED SERVICE	87,577.04	0.00	0.00	0.00	87,577.04	0.00
142 E 72210	189 937	00000 000	OTHER SALARIES AND WAGES	1,958,457.00	0.00	0.00	0.00	1,958,457.00	0.00
142 E 72210	201 937	00000 000	SOCIAL SECURITY	121,424.00	0.00	0.00	0.00	121,424.00	0.00
142 E 72210	204 937	00000 000	STATE RETIREMENT	201,721.00	0.00	0.00	0.00	201,721.00	0.00
142 E 72210	212 937	00000 000	MEDICARE	28,398.00	0.00	0.00	0.00	28,398.00	0.00
142 E 72210	524 937	00000 000	IN-SERVICE / STAFF DEVELOPMENT	611,648.27	0.00	0.00	0.00	611,648.27	0.00
142 E 72250	599 937	00000 000	OTHER CHARGES	119,139.00	0.00	0.00	0.00	119,139.00	0.00
142 E 72710	146 937	00000 000	BUS DRIVERS	41,340.00	0.00	0.00	0.00	41,340.00	0.00
142 E 72710	201 937	00000 000	SOCIAL SECURITY	6,209.00	0.00	0.00	0.00	6,209.00	0.00
142 E 72710	204 937	00000 000	STATE RETIREMENT	10,394.00	0.00	0.00	0.00	10,394.00	0.00
142 E 72710	212 937	00000 000	MEDICARE	1,453.00	0.00	0.00	0.00	1,453.00	0.00

Account Level						2021-22	October 2021-22	2021-22	Encumbered	Unexpended	2021-22		
Fnd	T	Acct	Obj	Prj	Loc	Prg	Description	Budget	Monthly Activity	FYTD Activity	Amount	Balance - YTD Act	FYTD %
937							ESSE 3.0						
142	E	76100	707	937	00008	000	BUILDING IMPROVEMENTS	5,681,595.24	0.00	0.00	0.00	5,681,595.24	0.00
142	E	99100	504	937	00000	000	INDIRECT COST	208,041.72	0.00	0.00	0.00	208,041.72	0.00
							937	11,963,190.47	0.00	0.00	0.00	11,963,190.47	0.00

Fnd T Acct	Obj Prj Loc	Prg	Account Level Description	2021-22 Budget	October 2021-22 Monthly Activity	2021-22 FYTD Activity	Encumbered Amount	Unexpended Balance - YTD Act	2021-22 FYTD %
950			CIVICS SEAL GRANT						
142 E 71100 195 950 00000 000			CERTIFIED SUBSTITUTE TEACHERS	241.00	0.00	0.00	0.00	241.00	0.00
142 E 71100 201 950 00000 000			SOCIAL SECURITY	43.40	0.00	0.00	0.00	43.40	0.00
142 E 71100 212 950 00000 000			MEDICARE	10.15	0.00	0.00	0.00	10.15	0.00
142 E 71100 429 950 00000 000			SUPPLIES & MATERIALS	3,294.50	3,294.50	3,294.50	0.00	0.00	100.00
142 E 71100 471 950 00000 000			SOFTWARE	50.00	50.00	50.00	0.00	0.00	100.00
142 E 71100 599 950 00000 000			OTHER CHARGES	570.24	560.00	560.00	0.00	10.24	98.20
142 E 72210 524 950 00000 000			IN-SERVICE / STAFF DEVELOPMENT	4,500.00	0.00	0.00	0.00	4,500.00	0.00
142 E 72710 146 950 00000 000			BUS DRIVERS	588.00	0.00	0.00	0.00	588.00	0.00
142 E 72710 201 950 00000 000			SOCIAL SECURITY	36.46	0.00	0.00	0.00	36.46	0.00
142 E 72710 204 950 00000 000				0.00	0.00	0.00	0.00	0.00	0.00
142 E 72710 204 950 10000 100			STATE RETIREMENT	56.51	0.00	0.00	0.00	56.51	0.00
142 E 72710 212 950 00000 000			MEDICARE	9.74	0.00	0.00	0.00	9.74	0.00
142 E 72710 412 950 00000 000			DIESEL FUEL	600.00	0.00	0.00	0.00	600.00	0.00
	950			10,000.00	3,904.50	3,904.50	0.00	6,095.50	39.05

Account Level		2021-22	October 2021-22	2021-22	Encumbered	Unexpended	2021-22
Fnd T Acct	Obj Prj Loc Prg Description	Budget	Monthly Activity	FYTD Activity	Amount	Balance - YTD Act	FYTD %
951	HQIM LITERACY IMPLEMENTATION N						
142 E 71100 429 951 00000 000	SUPPLIES & MATERIALS	5,000.00	0.00	0.00	0.00	5,000.00	0.00
142 E 72210 399 951 00000 000	OTHER CONTRACTED SERVICE	73,000.00	0.00	0.00	0.00	73,000.00	0.00
142 E 72210 524 951 00000 000	IN-SERVICE / STAFF DEVELOPMENT	5,000.00	0.00	0.00	0.00	5,000.00	0.00
	951	83,000.00	0.00	0.00	0.00	83,000.00	0.00

Number of Accounts: 451

\*\*\*\*\* End of report \*\*\*\*\*

Fnd T Acct	Obj Prj Loc	Prg	Account Level Description	Amount
A			Asset	
142 A 11130 000 000 00000 000			CASH IN BANK-PAYROLL	0.00
142 A 11130 000 100 00000 000			CASH IN BANK-PAYROLL	0.00
142 A 11130 000 440 00000 000			CASH IN BANK-PAYROLL	0.00
142 A 11130 --- --- ----- ---				0.00
142 A 11140 000 000 00000 000			CASH WITH TRUSTEE	0.00
142 A 11140 000 000 00000 142			CASH WITH TRUSTEE	0.00
142 A 11140 000 000 99141 141				0.00
142 A 11140 000 000 99142 142				997,041.87
142 A 11140 000 010 00000 142			CASH WITH TRUSTEE - CON ADMIN	0.00
142 A 11140 000 010 99141 141				0.00
142 A 11140 000 010 99142 142				1,287.64CR
142 A 11140 000 100 00000 000			CASH WITH TRUSTEE	0.00
142 A 11140 000 100 00000 142			CASH WITH TRUSTEE - TITLE I	0.00
142 A 11140 000 100 99141 141				0.00
142 A 11140 000 100 99142 142				5,001.28CR
142 A 11140 000 101 99142 142				3,798.70
142 A 11140 000 160 00000 000			TITLE I-D	0.00
142 A 11140 000 160 99142 142				1,798.70CR
142 A 11140 000 171 99142 142				0.00
142 A 11140 000 172 99142 142				0.00
142 A 11140 000 200 00000 142			CASH WITH TRUSTEE - TITLE II-A	0.00
142 A 11140 000 200 99141 141				0.00
142 A 11140 000 200 99142 142				4,496.40
142 A 11140 000 300 00000 142			CASH WITH TRUSTEE - TITLE III	0.00
142 A 11140 000 440 00000 141			CASH WITH TRUSTEE	0.00
142 A 11140 000 440 99141 141				0.00
142 A 11140 000 440 99142 142				0.00
142 A 11140 000 480 00000 142			CASH WITH TRUSTEE - FTTT DISCR	0.00
142 A 11140 000 580 00000 142			CASH WITH TRUSTEE - FTTT	0.00
142 A 11140 000 720 99142 142				0.00
142 A 11140 000 800 00000 142			CASH WITH TRUSTEE - CARL PERKI	0.00
142 A 11140 000 800 99141 141				0.00
142 A 11140 000 800 99142 142				0.00
142 A 11140 000 801 00000 142			CASH WITH TRUSTEE - CTE RESERV	0.00
142 A 11140 000 801 99142 142				0.00
142 A 11140 000 802 99142 142				0.00
142 A 11140 000 803 99142 142				0.00
142 A 11140 000 891 00000 142			CASH WITH TRUSTEE - STATE DISC	0.00
142 A 11140 000 891 99142 142				1,405.19
142 A 11140 000 892 00000 142			CASH WITH TRUSTEE - DISC PRESC	0.00
142 A 11140 000 892 99142 142				0.00
142 A 11140 000 893 00000 142			CASH WITH TRUSTEE - IDEA DISC	0.00
142 A 11140 000 893 99142 142				0.00
142 A 11140 000 894 00000 142			CASH WITH TRUSTEE - FS GRAY	0.00
142 A 11140 000 894 99142 142				0.00
142 A 11140 000 895 00000 142			CASH WITH TRUSTEE - FS JM	0.00
142 A 11140 000 895 99142 142				0.00
142 A 11140 000 896 00000 142			CASH WITH TRUSTEE - FS SS	0.00
142 A 11140 000 896 99142 142				0.00
142 A 11140 000 897 99142 142				0.00
142 A 11140 000 898 99142 142				0.00
142 A 11140 000 899 99141 141				0.00
142 A 11140 000 899 99142 142				1,405.19CR
142 A 11140 000 900 00000 000			CASH WITH TRUSTEE-IDEA PART B	702.74CR

Fnd T Acct	Obj Prj Loc	Prg	Account Level Description	Amount
A			Asset	
142 A 11140 000 900 00000 142			CASH WITH TRUSTEE-IDEA PART B	0.00
142 A 11140 000 900 99141 141				0.00
142 A 11140 000 900 99142 142				11,527.37CR
142 A 11140 000 901 00000 142			EDUCATION HANDICAPPED ACT - I	0.00
142 A 11140 000 902 00000 142			EDUCATION HANDICAPPED ACT - ID	0.00
142 A 11140 000 910 00000 142			CASH WITH TRUSTEE - IDEA PRESC	0.00
142 A 11140 000 910 99141 141				0.00
142 A 11140 000 910 99142 142				2,194.82CR
142 A 11140 000 931 99141 141				0.00
142 A 11140 000 931 99142 142				0.00
142 A 11140 000 932 99142 142				0.00
142 A 11140 000 933 99142 142				0.00
142 A 11140 000 934 99142 142				86,259.40CR
142 A 11140 000 935 99142 142				41,000.00CR
142 A 11140 000 936 99142 142				0.00
142 A 11140 000 950 99142 142				0.00
142 A 11140 --- --- ----- ---				855,565.02
142 A 11400 000 900 00000 142			DUE FROM OTHER FUNDS	0.00
142 A 11400 --- --- ----- ---				0.00
142 A 11410 000 000 00000 142				0.00
142 A 11410 --- --- ----- ---				0.00
142 A 11430 000 010 00000 142			DUE FROM OTHER GOVERNMENTS	0.00
142 A 11430 000 100 00000 142			DUE FROM OTHER GOVERNMENTS	0.00
142 A 11430 000 101 00000 142			DUE FROM OTHER GOVERNMENTS	3,798.70CR
142 A 11430 000 160 00000 142			DUE FROM OTHER GOVERNMENTS	1,798.70
142 A 11430 000 171 00000 142			DUE FROM OTHER GOVERNMENTS	0.00
142 A 11430 000 172 00000 142			ADAPTIVE LEARNING TECH. GRANT	0.00
142 A 11430 000 200 00000 142			DUE FROM OTHER GOVERNMENTS	0.00
142 A 11430 000 300 00000 142			DUE FROM OTHER GOVERNMENTS	0.00
142 A 11430 000 440 00000 142			DUE FROM OTHER GOVERNMENTS	0.00
142 A 11430 000 580 00000 142			DUE FROM OTHER GOVERNMENTS	0.00
142 A 11430 000 720 00000 142			DUE FROM OTHER GOVERNMENTS	0.00
142 A 11430 000 800 00000 142			DUE FROM OTHER GOVERNMENTS	0.00
142 A 11430 000 801 00000 142			DUE FROM OTHER GOVERNMENTS	0.00
142 A 11430 000 802 00000 142			PERKINS-NEW SKILLS FOR YOUTH	0.00
142 A 11430 000 891 00000 142			DUE FROM OTHER GOVERNMENTS	0.00
142 A 11430 000 892 00000 142			DUE FROM OTHER GOVERNMENTS	0.00
142 A 11430 000 893 00000 142			DUE FROM OTHER GOVERNMENTS	0.00
142 A 11430 000 894 00000 142			Focus School Gray	0.00
142 A 11430 000 895 00000 142			Focus School JM	0.00
142 A 11430 000 896 00000 000			DUE FROM OTHER GOVERNMENTS	0.00
142 A 11430 000 896 00000 142			Focus Schools SS	0.00
142 A 11430 000 898 00000 142			DUE FROM OTHER GOVERNMENTS	0.00
142 A 11430 000 900 00000 142			DUE FROM OTHER GOVERNMENTS	0.00
142 A 11430 000 910 00000 142			DUE FROM OTHER GOVERNMENTS	0.00
142 A 11430 000 931 00000 142			DUE FROM OTHER GOVERNMENTS	0.00
142 A 11430 000 934 00000 142			DUE FROM OTHER GOVERNMENTS	0.00
142 A 11430 000 935 00000 142			DUE FROM OTHER GOVERNMENTS	41,000.00
142 A 11430 --- --- ----- ---				39,000.00
142 A 11440 000 000 00000 142			DUE FROM OTHER FUNDS	0.00
142 A 11440 000 010 00000 000			DUE FROM OTHER FUNDS-CON ADMIN	0.00

Fnd T Acct	Obj Prj Loc	Prg	Account Level Description	Amount
<b>A Asset</b>				
142 A 11440 000 160 00000 000			TITLE I-D	0.00
142 A 11440 000 440 00000 000			DUE FROM OTHER FUNDS	0.00
142 A 11440 000 800 00000 142			DUE FROM OTHER FUNDS-CTE BASIC	0.00
142 A 11440 000 891 00000 142			DUE FROM OTHER FUNDS-STATE DIS	0.00
142 A 11440 000 892 00000 000			DUE FROM OTHER FUNDS-DISC PREK	0.00
142 A 11440 000 895 00000 000			DUE FROM OTHER FUNDS-FS JMS	0.00
142 A 11440 000 896 00000 000			DUE FROM OTHER FUNDS-FS SS	0.00
142 A 11440 000 900 00000 000			DUE FROM OTHER FUNDS-IDEA B	0.00
142 A 11440 000 900 00000 142				0.00
142 A 11440 000 910 00000 000			DUE FROM OTHER FUNDS	0.00
142 A 11440 000 934 00000 142			DUE FROM OTHER FUNDS	0.00
142 A 11440 000 935 00000 000			DUE FROM OTHER FUNDS	0.00
142 A 11440 --- --- ----- ---				0.00
142 A 21100 000 000 00000 142			ACCOUNTS PAYABLE	0.00
142 A 21100 --- --- ----- ---				0.00
142 A 21500 000 000 00000 142			DUE TO OTHER FUNDS	0.00
142 A 21500 --- --- ----- ---				0.00
142 A ----- --- --- ----- ---				894,565.02
<b>L Liability</b>				
142 L 21100 000 010 00000 000			ACCOUNTS PAYABLE	7.79
142 L 21100 000 100 00000 000			ACCOUNTS PAYABLE	6,996.85CR
142 L 21100 000 101 00000 000				0.00
142 L 21100 000 160 00000 000			TITLE I-D	0.00
142 L 21100 000 171 00000 000				0.00
142 L 21100 000 172 00000 000				0.00
142 L 21100 000 200 00000 000			ACCOUNTS PAYABLE	441.64CR
142 L 21100 000 440 00000 000			ACCOUNTS PAYABLE	354.13CR
142 L 21100 000 720 00000 000				0.00
142 L 21100 000 800 00000 000			ACCOUNTS PAYABLE	0.00
142 L 21100 000 801 00000 000			ACCOUNTS PAYABLE	0.00
142 L 21100 000 802 00000 000				0.00
142 L 21100 000 803 00000 000				0.00
142 L 21100 000 891 00000 000			ACCOUNTS PAYABLE	0.00
142 L 21100 000 892 00000 000			ACCOUNTS PAYABLE	0.00
142 L 21100 000 893 00000 000			ACCOUNTS PAYABLE	0.00
142 L 21100 000 894 00000 000			ACCOUNTS PAYABLE	0.00
142 L 21100 000 895 00000 000			ACCOUNTS PAYABLE	0.00
142 L 21100 000 896 00000 000			ACCOUNTS PAYABLE	0.00
142 L 21100 000 897 00000 000				0.00
142 L 21100 000 898 00000 000				0.00
142 L 21100 000 899 00000 000				0.00
142 L 21100 000 900 00000 000			ACCOUNTS PAYABLE	0.00
142 L 21100 000 910 00000 000			ACCOUNTS PAYABLE	0.00
142 L 21100 000 931 00000 000				0.00
142 L 21100 000 932 00000 000				0.00
142 L 21100 000 933 00000 000				0.00
142 L 21100 000 934 00000 000				0.00

Fnd T Acct	Obj Prj Loc	Prg	Account Level Description	Amount
L			Liability	
142 L 21100	000 935	00000 000		0.00
142 L 21100	000 936	00000 000		0.00
142 L 21100	000 950	00000 000		0.00
142 L 21100	---	---	-----	7,784.83CR
142 L 21200	000 100	00000 000	ACCRUED PAYROLL	0.00
142 L 21200	000 931	00000 000	ACCRUED PAYROLL	0.00
142 L 21200	000 934	00000 000	ACCRUED PAYROLL	0.00
142 L 21200	000 935	00000 000	ACCRUED PAYROLL	0.00
142 L 21200	---	---	-----	0.00
142 L 21310	000 000	00000 000		0.00
142 L 21310	000 010	00000 000	INCOME TAX WITHHELD AND UNPAID	0.00
142 L 21310	000 100	00000 000	INCOME TAX WITHHELD AND UNPAID	0.00
142 L 21310	000 160	00000 000	TITLE I-D	0.00
142 L 21310	000 200	00000 000	INCOME TAX WITHHELD AND UNPAID	0.00
142 L 21310	000 440	00000 000	INCOME TAX WITHHELD AND UNPAID	0.00
142 L 21310	000 580	00000 000	INCOME TAX WITHHELD AND UNPAID	0.00
142 L 21310	000 720	00000 000		0.00
142 L 21310	000 800	00000 000	INCOME TAX WITHHELD AND UNPAID	0.00
142 L 21310	000 891	00000 000	INCOME TAX WITHHELD AND UNPAID	0.00
142 L 21310	000 892	00000 000	INCOME TAX WITHHELD AND UNPAID	0.00
142 L 21310	000 894	00000 000	INCOME TAX WITHHELD AND UNPAID	0.00
142 L 21310	000 895	00000 000	INCOME TAX WITHHELD AND UNPAID	0.00
142 L 21310	000 896	00000 000	INCOME TAX WITHHELD AND UNPAID	0.00
142 L 21310	000 900	00000 000	INCOME TAX WITHHELD AND UNPAID	0.00
142 L 21310	000 910	00000 000	INCOME TAX WITHHELD AND UNPAID	0.00
142 L 21310	000 931	00000 000		0.00
142 L 21310	000 934	00000 000		0.00
142 L 21310	000 950	00000 000		0.00
142 L 21310	---	---	-----	0.00
142 L 21320	000 000	00000 000		0.00
142 L 21320	000 010	00000 000	SOCIAL SECURITY TAX	0.00
142 L 21320	000 100	00000 000	SOCIAL SECURITY TAX	0.00
142 L 21320	000 160	00000 000	TITLE I-D	0.00
142 L 21320	000 200	00000 000	SOCIAL SECURITY TAX	0.00
142 L 21320	000 440	00000 000	SOCIAL SECURITY TAX	0.00
142 L 21320	000 580	00000 000	SOCIAL SECURITY TAX	0.00
142 L 21320	000 720	00000 000		0.00
142 L 21320	000 800	00000 000	SOCIAL SECURITY TAX	0.00
142 L 21320	000 891	00000 000	SOCIAL SECURITY TAX	0.00
142 L 21320	000 894	00000 000	SOCIAL SECURITY TAX	0.00
142 L 21320	000 895	00000 000	SOCIAL SECURITY TAX	0.00
142 L 21320	000 896	00000 000	SOCIAL SECURITY TAX	0.00
142 L 21320	000 900	00000 000	SOCIAL SECURITY TAX	0.00
142 L 21320	000 910	00000 000	SOCIAL SECURITY TAX	0.00
142 L 21320	000 931	00000 000		0.00
142 L 21320	000 934	00000 000		0.00
142 L 21320	000 950	00000 000		0.00
142 L 21320	---	---	-----	0.00
142 L 21325	000 000	00000 000		0.00
142 L 21325	000 010	00000 000	EMPLOYEE MEDICARE DEDUCTION	0.00
142 L 21325	000 100	00000 000	EMPLOYEE MEDICARE DEDUCTION	0.00

Fnd T Acct	Obj Prj Loc	Prg	Account Level Description	Amount
L			Liability	
142 L 21325 000 160 00000 000			TITLE I-D	0.00
142 L 21325 000 200 00000 000			EMPLOYEE MEDICARE DEDUCTION	0.00
142 L 21325 000 440 00000 000			EMPLOYEE MEDICARE DEDUCTION	0.00
142 L 21325 000 580 00000 000			EMPLOYEE MEDICARE DEDUCTION	0.00
142 L 21325 000 720 00000 000				0.00
142 L 21325 000 800 00000 000			EMPLOYEE MEDICARE DEDUCTION	0.00
142 L 21325 000 891 00000 000			EMPLOYEE MEDICARE DEDUCTION	0.00
142 L 21325 000 892 00000 000			EMPLOYEE MEDICARE DEDUCTION	0.00
142 L 21325 000 894 00000 000			EMPLOYEE MEDICARE DEDUCTION	0.00
142 L 21325 000 895 00000 000			EMPLOYEE MEDICARE DEDUCTION	0.00
142 L 21325 000 896 00000 000			EMPLOYEE MEDICARE DEDUCTION	0.00
142 L 21325 000 900 00000 000			EMPLOYEE MEDICARE DEDUCTION	0.00
142 L 21325 000 910 00000 000			EMPLOYEE MEDICARE DEDUCTION	0.00
142 L 21325 000 931 00000 000				0.00
142 L 21325 000 934 00000 000				0.00
142 L 21325 000 950 00000 000				0.00
142 L 21325 --- --- ----- ---				0.00
142 L 21330 000 000 00000 000				0.00
142 L 21330 000 010 00000 000			RETIREMENT CONTRIBUTIONS	323.66CR
142 L 21330 000 100 00000 000			RETIREMENT CONTRIBUTIONS	0.00
142 L 21330 000 160 00000 000			TITLE I-D	0.00
142 L 21330 000 200 00000 000			RETIREMENT CONTRIBUTIONS	0.00
142 L 21330 000 440 00000 000			RETIREMENT CONTRIBUTIONS	0.00
142 L 21330 000 580 00000 000			RETIREMENT CONTRIBUTIONS	0.00
142 L 21330 000 720 00000 000				0.00
142 L 21330 000 800 00000 000			RETIREMENT CONTRIBUTIONS	0.00
142 L 21330 000 891 00000 000			RETIREMENT CONTRIBUTIONS	0.00
142 L 21330 000 892 00000 000				0.00
142 L 21330 000 894 00000 000				0.00
142 L 21330 000 895 00000 000			RETIREMENT CONTRIBUTIONS	0.00
142 L 21330 000 896 00000 000				0.00
142 L 21330 000 900 00000 000			RETIREMENT CONTRIBUTIONS	0.00
142 L 21330 000 910 00000 000			RETIREMENT CONTRIBUTIONS	0.00
142 L 21330 000 931 00000 000				0.00
142 L 21330 000 934 00000 000				0.00
142 L 21330 000 950 00000 000				0.00
142 L 21330 --- --- ----- ---				323.66CR
142 L 21339 000 000 00000 000				0.00
142 L 21339 000 010 00000 000			STATE DENTAL PLAN	0.00
142 L 21339 000 100 00000 000			STATE DENTAL PLAN	0.00
142 L 21339 000 160 00000 000			STATE DENTAL PLAN	0.00
142 L 21339 000 200 00000 000			STATE DENTAL PLAN	0.00
142 L 21339 000 440 00000 000			STATE DENTAL PLAN	0.00
142 L 21339 000 580 00000 000			STATE DENTAL PLAN	0.00
142 L 21339 000 800 00000 000			STATE DENTAL PLAN	0.00
142 L 21339 000 891 00000 000			STATE DENTAL PLAN	0.00
142 L 21339 000 892 00000 000			STATE DENTAL PLAN	0.00
142 L 21339 000 900 00000 000			STATE DENTAL PLAN	0.00
142 L 21339 000 910 00000 000				0.00
142 L 21339 --- --- ----- ---				0.00
142 L 21340 000 000 00000 000				0.00
142 L 21340 000 010 00000 000			INSURANCE CONTRIBUTIONS	279.00CR

Fnd T Acct	Obj Prj Loc	Prg	Account Level Description	Amount
L			Liability	
142 L 21340	000 100 00000	000	INSURANCE CONTRIBUTIONS	0.00
142 L 21340	000 160 00000	000	INSURANCE CONTRIBUTIONS	0.00
142 L 21340	000 200 00000	000	INSURANCE CONTRIBUTIONS	0.00
142 L 21340	000 440 00000	000	INSURANCE CONTRIBUTIONS	0.00
142 L 21340	000 580 00000	000	INSURANCE CONTRIBUTIONS	0.00
142 L 21340	000 800 00000	000	INSURANCE CONTRIBUTIONS	0.00
142 L 21340	000 891 00000	000	INSURANCE CONTRIBUTIONS	0.00
142 L 21340	000 892 00000	000	MEDICAL INSURANCE PAYABLE	0.00
142 L 21340	000 900 00000	000	INSURANCE CONTRIBUTIONS	1,500.00
142 L 21340	000 910 00000	000	INSURANCE CONTRIBUTIONS	0.00
				<hr/>
142 L 21340	---	---	-----	1,221.00
142 L 21342	000 100 00000	000	HARTFORD ROTH	0.00
142 L 21342	000 160 00000	000	HARTFORD ROTH	0.00
142 L 21342	000 200 00000	000	HARTFORD ROTH	0.00
142 L 21342	000 440 00000	000	HARTFORD ROTH	0.00
142 L 21342	000 900 00000	000	HARTFORD ROTH	0.00
142 L 21342	000 910 00000	000		0.00
				<hr/>
142 L 21342	---	---	-----	0.00
142 L 21343	000 000 00000	000		0.00
142 L 21343	000 010 00000	000	AMERICAN FAMILY LIFE	76.74CR
142 L 21343	000 100 00000	000	AMERICAN FAMILY LIFE	0.00
142 L 21343	000 160 00000	000	AMERICAN FAMILY LIFE	0.00
142 L 21343	000 200 00000	000	AMERICAN FAMILY LIFE	0.00
142 L 21343	000 440 00000	000	AMERICAN FAMILY LIFE	0.00
142 L 21343	000 800 00000	000	AMERICAN FAMILY LIFE	0.00
142 L 21343	000 900 00000	000	AMERICAN FAMILY LIFE	0.00
142 L 21343	000 910 00000	000	AMERICAN FAMILY LIFE	0.00
				<hr/>
142 L 21343	---	---	-----	76.74CR
142 L 21344	000 100 00000	000	HORACE MANN LIFE INS	0.00
142 L 21344	000 160 00000	000	TITLE I-D	0.00
142 L 21344	000 900 00000	000	HORACE MANN LIFE INS	0.00
				<hr/>
142 L 21344	---	---	-----	0.00
142 L 21346	000 000 00000	000		0.00
142 L 21346	000 010 00000	000	WASHINGTON NATIONAL INS	0.00
142 L 21346	000 160 00000	000	TITLE I-D	0.00
142 L 21346	000 900 00000	000	WASHINGTON NATIONAL INS	0.00
142 L 21346	000 910 00000	000	WASHINGTON NATIONAL INS	0.00
				<hr/>
142 L 21346	---	---	-----	0.00
142 L 21347	000 000 00000	000		0.00
142 L 21347	000 100 00000	000	LIBERTY NATIONAL	0.00
142 L 21347	000 440 00000	000	LIBERTY NATIONAL	0.00
142 L 21347	000 800 00000	000	DEARBORN NATIONAL LIFE INSURAN	0.00
142 L 21347	000 900 00000	000	LIBERTY NATIONAL	0.00
142 L 21347	000 910 00000	000	LIBERTY NATIONAL	0.00
				<hr/>
142 L 21347	---	---	-----	0.00
142 L 21348	000 000 00000	000		0.00
142 L 21348	000 010 00000	000	MEDICAL INSURANCE	105.00CR
142 L 21348	000 100 00000	000	MEDICAL INSURANCE	0.00
142 L 21348	000 160 00000	000	MEDICAL INSURANCE	0.00

Fnd T Acct	Obj Prj Loc	Prg	Account Level Description	Amount
L			Liability	
142 L 21348	000 200 00000	000	EMPLOYEE INSURANCE DEDUCTIONS	0.00
142 L 21348	000 440 00000	000	MEDICAL INSURANCE	0.00
142 L 21348	000 580 00000	000	MEDICAL INSURANCE	0.00
142 L 21348	000 800 00000	000	MEDICAL INSURANCE	0.00
142 L 21348	000 891 00000	000	EMPLOYEE INSURANCE DEDUCTIONS	0.00
142 L 21348	000 900 00000	000	MEDICAL INSURANCE	475.00
142 L 21348	000 910 00000	000	MEDICAL INSURANCE	0.00
				<hr/>
142 L 21348	---	---	---	370.00
142 L 21349	000 010 00000	000		0.00
142 L 21349	000 100 00000	000	UNITED WAY	0.00
142 L 21349	000 200 00000	000		0.00
142 L 21349	000 440 00000	000		0.00
142 L 21349	000 900 00000	000	UNITED WAY	0.00
				<hr/>
142 L 21349	---	---	---	0.00
142 L 21351	000 010 00000	000	HORACE MANN ANNUITY	0.00
142 L 21351	000 100 00000	000	HORACE MANN ANNUITY	0.00
142 L 21351	000 160 00000	000	HORACE MANN ANNUITY	0.00
142 L 21351	000 200 00000	000	HORACE MANN ANNUITY	0.00
142 L 21351	000 440 00000	000	HORACE MANN ANNUITY	0.00
142 L 21351	000 580 00000	000	HORACE MANN ANNUITY	0.00
				<hr/>
142 L 21351	---	---	---	0.00
142 L 21353	000 000 00000	000		0.00
142 L 21353	000 010 00000	000	DAVIS VISION	9.31CR
142 L 21353	000 100 00000	000	DAVIS VISION	0.00
142 L 21353	000 160 00000	000	DAVIS VISION	0.00
142 L 21353	000 200 00000	000	DAVIS VISION	0.00
142 L 21353	000 440 00000	000	DAVIS VISION	0.00
142 L 21353	000 580 00000	000	DAVIS VISION	0.00
142 L 21353	000 800 00000	000	DAVIS VISION	0.00
142 L 21353	000 900 00000	000	DAVIS VISION	0.00
				<hr/>
142 L 21353	---	---	---	9.31CR
142 L 21354	000 000 00000	000	ONE AMERICA	0.00
142 L 21354	000 100 00000	000	ONE AMERICA	206.34
142 L 21354	000 160 00000	000	ONE AMERICA	0.00
142 L 21354	000 200 00000	000	ONE AMERICA	0.00
142 L 21354	000 440 00000	000	ONE AMERICA	0.00
142 L 21354	000 580 00000	000	ONE AMERICA	0.00
142 L 21354	000 800 00000	000	ONE AMERICA	0.00
142 L 21354	000 891 00000	000	ONE AMERICA	0.00
142 L 21354	000 900 00000	000	ONE AMERICA	375.90
142 L 21354	000 910 00000	000	ONE AMERICA	24.30
				<hr/>
142 L 21354	---	---	---	606.54
142 L 21356	000 100 00000	000	TRUSTMARK	0.00
142 L 21356	000 160 00000	000	TRUSTMARK	0.00
142 L 21356	000 200 00000	000	TRUSTMARK	0.00
142 L 21356	000 900 00000	000	TRUSTMARK	0.00
				<hr/>
142 L 21356	---	---	---	0.00
142 L 21357	000 100 00000	000	MODERN WOODMEN INS PAYABL	0.00
				<hr/>

Fnd T Acct	Obj Prj Loc	Prg	Account Level Description	Amount
L			Liability	
142 L 21357	---	---	-----	0.00
142 L 21359	000 000	00000 000	HYBRID PRETAXED CONTRIBUTION	0.00
142 L 21359	000 100	00000 000	HYBRID PRETAXED CONTRIBUTION	0.00
142 L 21359	000 200	00000 000	HYBRID PRETAXED CONTRIBUTION	0.00
142 L 21359	000 440	00000 000	HYBRID PRETAXED CONTRIBUTION	0.00
142 L 21359	000 720	00000 000		0.00
142 L 21359	000 891	00000 000	HYBRID PRETAXED CONTRIBUTION	0.00
142 L 21359	000 900	00000 000	HYBRID PRETAXED CONTRIBUTION	0.00
142 L 21359	000 931	00000 000		0.00
142 L 21359	000 934	00000 000		0.00
				<hr/>
142 L 21359	---	---	-----	0.00
142 L 21360	000 100	00000 000	GARNISHMENTS AND LEVIES	0.00
142 L 21360	000 900	00000 000	GARNISHMENTS AND LEVIES	0.00
				<hr/>
142 L 21360	---	---	-----	0.00
142 L 21362	000 000	00000 000		0.00
142 L 21362	000 100	00000 000	USABLE LIFE INS	0.00
142 L 21362	000 200	00000 000	USABLE LIFE INS	0.00
142 L 21362	000 580	00000 000	USABLE LIFE INS	0.00
142 L 21362	000 800	00000 000	USABLE Life	0.00
142 L 21362	000 900	00000 000	USABLE LIFE INS	0.00
142 L 21362	000 910	00000 000	USABLE LIFE INS	0.00
142 L 21362	201 000	00000 000		0.00
142 L 21362	201 100	00000 000	SOCIAL SECURITY	0.00
142 L 21362	201 200	00000 000	SOCIAL SECURITY	0.00
142 L 21362	201 900	00000 000	SOCIAL SECURITY	0.00
142 L 21362	201 910	00000 000	SOCIAL SECURITY	0.00
142 L 21362	204 000	00000 000		0.00
142 L 21362	204 100	00000 000	STATE RETIREMENT	0.00
142 L 21362	204 200	00000 000	STATE RETIREMENT	0.00
142 L 21362	204 900	00000 000	STATE RETIREMENT	0.00
142 L 21362	204 910	00000 000	STATE RETIREMENT	0.00
142 L 21362	207 000	00000 000		0.00
142 L 21362	207 100	00000 000	MEDICAL INSURANCE	0.00
142 L 21362	207 160	00000 000	MEDICAL INSURANCE	0.00
142 L 21362	207 200	00000 000	MEDICAL INSURANCE	0.00
142 L 21362	207 900	00000 000	MEDICAL INSURANCE	0.00
142 L 21362	207 910	00000 000	MEDICAL INSURANCE	0.00
142 L 21362	212 000	00000 000		0.00
142 L 21362	212 100	00000 000	MEDICARE	0.00
142 L 21362	212 200	00000 000	MEDICARE	0.00
142 L 21362	212 900	00000 000	MEDICARE	0.00
142 L 21362	212 910	00000 000	MEDICARE	0.00
				<hr/>
142 L 21362	---	---	-----	0.00
142 L 21365	000 010	00000 000		0.00
142 L 21365	000 100	00000 000	WAGeworks	0.00
142 L 21365	000 200	00000 000	WAGeworks	0.00
142 L 21365	000 580	00000 000	WAGeworks	0.00
142 L 21365	000 900	00000 000	WAGeworks	0.00
				<hr/>
142 L 21365	---	---	-----	0.00
142 L 21366	000 100	00000 000		0.00
142 L 21366	000 200	00000 000		0.00

Fnd T Acct	Obj Prj Loc	Prg	Account Level Description	Amount
L			Liability	
142 L 21366 000 900 00000 000			LSW/VALUE TEACH	0.00
142 L 21366 --- --- ----- ---				0.00
142 L 21370 000 010 00000 000			AIG RETIREMENT (VALIC)	0.00
142 L 21370 000 100 00000 000			AIG RETIREMENT (VALIC)	0.00
142 L 21370 000 200 00000 000			AIG RETIREMENT (VALIC)	0.00
142 L 21370 000 440 00000 000			AIG RETIREMENT (VALIC)	0.00
142 L 21370 --- --- ----- ---				0.00
142 L 21380 000 010 00000 000			CREDIT UNION DEDUCTION	0.00
142 L 21380 000 100 00000 000			CREDIT UNION DEDUCTION	0.00
142 L 21380 000 580 00000 000			CREDIT UNION DEDUCTION	0.00
142 L 21380 --- --- ----- ---				0.00
142 L 21390 000 010 00000 000			NEA TEA WCEA DUES	0.00
142 L 21390 000 100 00000 000			NEA TEA WCEA DUES	0.00
142 L 21390 000 200 00000 000			NEA TEA WCEA DUES	0.00
142 L 21390 000 580 00000 000			NEA TEA WCEA DUES	0.00
142 L 21390 000 900 00000 000			NEA TEA WCEA DUES	0.00
142 L 21390 --- --- ----- ---				0.00
142 L 21392 000 900 00000 000				0.00
142 L 21392 --- --- ----- ---				0.00
142 L 21500 000 000 00000 000				0.00
142 L 21500 000 010 00000 000			DUE TO OTHER FUNDS	7.79CR
142 L 21500 000 100 00000 000			DUE TO OTHER FUNDS	6,996.85
142 L 21500 000 160 00000 000			DUE TO OTHER FUNDS	0.00
142 L 21500 000 200 00000 000			DUE TO OTHER FUNDS	441.64
142 L 21500 000 300 00000 000			DUE TO OTHER FUNDS	0.00
142 L 21500 000 440 00000 000			DUE TO OTHER FUNDS	354.13
142 L 21500 000 720 00000 000			DUE TO OTHER FUNDS	0.00
142 L 21500 000 800 00000 000			DUE TO OTHER FUNDS	0.00
142 L 21500 000 891 00000 000			DUE TO OTHER FUNDS	0.00
142 L 21500 000 892 00000 000			DUE TO OTHER FUNDS	0.00
142 L 21500 000 894 00000 000			DUE TO OTHER FUNDS	0.00
142 L 21500 000 896 00000 000			Due To Other Funds	0.00
142 L 21500 000 900 00000 000			DUE TO OTHER FUNDS	0.00
142 L 21500 000 910 00000 000			DUE TO OTHER FUNDS	0.00
142 L 21500 000 935 00000 000			DUE TO OTHER FUNDS	0.00
142 L 21500 --- --- ----- ---				7,784.83
142 L 21530 000 000 00000 000			DUE TO STATE OF TENNESSEE	0.00
142 L 21530 000 010 00000 000			DUE TO STATE OF TENNESSEE	0.00
142 L 21530 000 200 00000 000			DUE TO STATE OF TENNESSEE	0.00
142 L 21530 000 800 00000 000			DUE TO STATE OF TN	0.00
142 L 21530 000 892 00000 000			Due to State of Tennessee	0.00
142 L 21530 000 900 00000 000			DUE TO STATE OF TENNESSEE	0.00
142 L 21530 --- --- ----- ---				0.00
142 L 21535 000 100 00000 000			DAVIS VISION	0.00
142 L 21535 --- --- ----- ---				0.00
142 L 21900 000 000 00000 000				0.00
142 L 21900 000 010 00000 000			OTHER CURRENT LIABILITIES	0.00

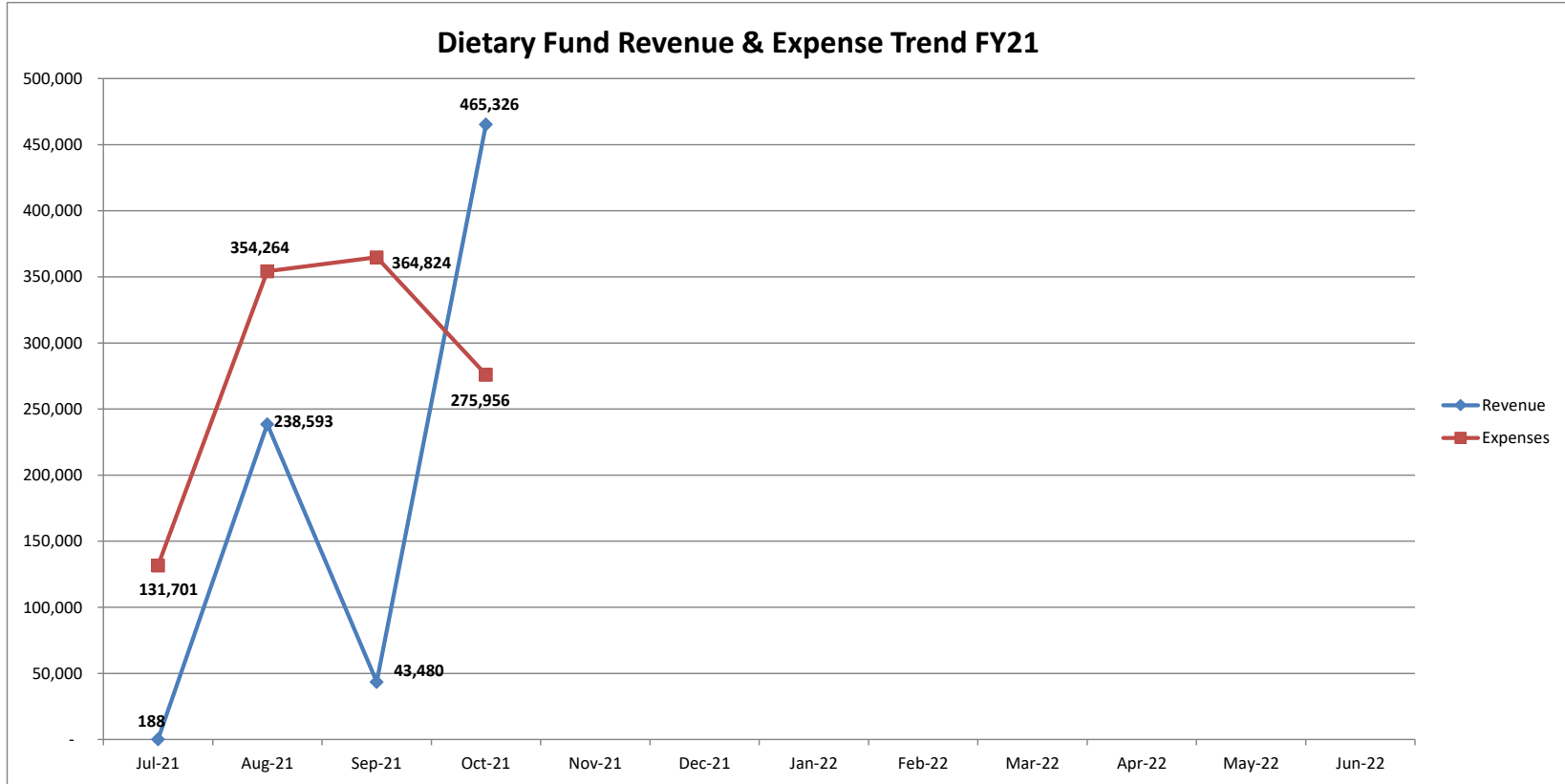
Fnd T Acct	Obj Prj Loc	Prg	Account Level Description	Amount
<b>L Liability</b>				
142 L	21900 000 100 00000 000		OTHER CURRENT LIABILITIES	0.00
142 L	21900 000 160 00000 000		OTHER CURRENT LIABILITIES	0.00
142 L	21900 000 200 00000 000		OTHER CURRENT LIABILITIES	0.00
142 L	21900 000 440 00000 000		OTHER CURRENT LIABIILITIES	0.00
142 L	21900 000 720 00000 000			0.00
142 L	21900 000 800 00000 000		OTHER CURRENT LIABILITIES	0.00
142 L	21900 000 891 00000 000		OTHER CURRENT LIABILITIES	0.00
142 L	21900 000 894 00000 000		OTHER CURRENT LIABILITIES	0.00
142 L	21900 000 895 00000 000		OTHER CURRENT LIABILITIES	0.00
142 L	21900 000 896 00000 000		OTHER CURRENT LIABILITIES	0.00
142 L	21900 000 900 00000 000		OTHER CURRENT LIABILITIES	0.00
142 L	21900 000 910 00000 000		OTHER CURRENT LIABILITIES	0.00
142 L	21900 000 931 00000 000			0.00
142 L	21900 000 934 00000 000			0.00
142 L	21900 000 950 00000 000			0.00
				<hr/>
142 L	21900 --- --- ----- ---			0.00
				<hr/>
142 L	----- --- --- ----- ---			1,787.83
				=====
<b>Q Equity</b>				
142 Q	34100 000 800 00000 000		PO PAYABLE	0.00
				<hr/>
142 Q	34100 --- --- ----- ---			0.00
142 Q	34110 000 000 00000 000		PURCHASE ORDER PAYABLE	0.00
142 Q	34110 000 100 00000 000		PURCHASE ORDER PAYABLE	0.00
142 Q	34110 000 160 00000 000		PURCHASE ORDER PAYABLE	0.00
142 Q	34110 000 200 00000 000		PURCHASE ORDER PAYABLE	0.00
142 Q	34110 000 440 00000 000		PURCHASE ORDER PAYABLE	0.00
142 Q	34110 000 800 00000 000		PURCHASE ORDER PAYABLE	0.00
142 Q	34110 000 891 00000 000		PURCHASE ORDER PAYABLE	0.00
142 Q	34110 000 892 00000 000		PURCHASE ORDER PAYABLE	0.00
142 Q	34110 000 893 00000 000		PURCHASE ORDER PAYABLE	0.00
				<hr/>
142 Q	34110 --- --- ----- ---			0.00
142 Q	34111 000 000 00000 000			0.00
				<hr/>
142 Q	34111 --- --- ----- ---			0.00
142 Q	34120 000 000 00000 000			0.00
				<hr/>
142 Q	34120 --- --- ----- ---			0.00
142 Q	39000 000 000 00000 000			983,019.67CR
142 Q	39000 000 010 00000 000		REV EXP SUMMARY FLOW THROUGH	109,490.50
142 Q	39000 000 100 00000 000		REV EXP SUMMARY FLOW THROUGH	107,110.61CR
142 Q	39000 000 101 00000 000			0.00
142 Q	39000 000 160 00000 000		REV EXP SUMMARY FLOW THROUGH	0.00
142 Q	39000 000 171 00000 000			0.00
142 Q	39000 000 172 00000 000			0.00
142 Q	39000 000 200 00000 000		REV EXP SUMMARY FLOW THROUGH	14,022.20CR
142 Q	39000 000 440 00000 000		REV EXP SUMMARY FLOW THROUGH	0.00
142 Q	39000 000 720 00000 000			0.00
142 Q	39000 000 800 00000 000		REV EXP SUMMARY FLOW THROUGH	0.00

Account Level							Amount	
Fnd	T	Acct	Obj	Prj	Loc	Prg	Description	
Q							Equity	
142	Q	39000	000	801	00000	000	REV EXP SUMMARY FLOW THROUGH	0.00
142	Q	39000	000	802	00000	000		0.00
142	Q	39000	000	803	00000	000		0.00
142	Q	39000	000	891	00000	000	REV EXP SUMMARY FLOW THROUGH	0.00
142	Q	39000	000	892	00000	000	REV EXP SUMMARY FLOW THROUGH	0.00
142	Q	39000	000	893	00000	000	REV EXP SUMMARY FLOW THROUGH	0.00
142	Q	39000	000	894	00000	000	REV EXP SUMMARY FLOW THROUGH	0.00
142	Q	39000	000	895	00000	000	REV EXP SUMMARY FLOW THROUGH	0.00
142	Q	39000	000	896	00000	000	REV EXP SUMMARY FLOW THROUGH	0.00
142	Q	39000	000	897	00000	000		0.00
142	Q	39000	000	898	00000	000		0.00
142	Q	39000	000	899	00000	000		0.00
142	Q	39000	000	900	00000	000	REV EXP SUMMARY FLOW THROUGH	7,934.49
142	Q	39000	000	910	00000	000	REV EXP SUMMARY FLOW THROUGH	4,115.24
142	Q	39000	000	931	00000	000		0.00
142	Q	39000	000	932	00000	000		0.00
142	Q	39000	000	933	00000	000		0.00
142	Q	39000	000	934	00000	000		86,259.40
142	Q	39000	000	935	00000	000		0.00
142	Q	39000	000	936	00000	000		0.00
142	Q	39000	000	950	00000	000		0.00
<hr/>								
142	Q	39000	---	---	-----	---		896,352.85CR
<hr/>								
142	Q	-----	---	---	-----	---		896,352.85CR
<hr/>								=====
<hr/>								
Grand Asset Totals							894,565.02	
Grand Liability Totals							1,787.83	
Grand Equity Totals							896,352.85CR	
Grand Totals							0.00	

Number of Accounts: 467

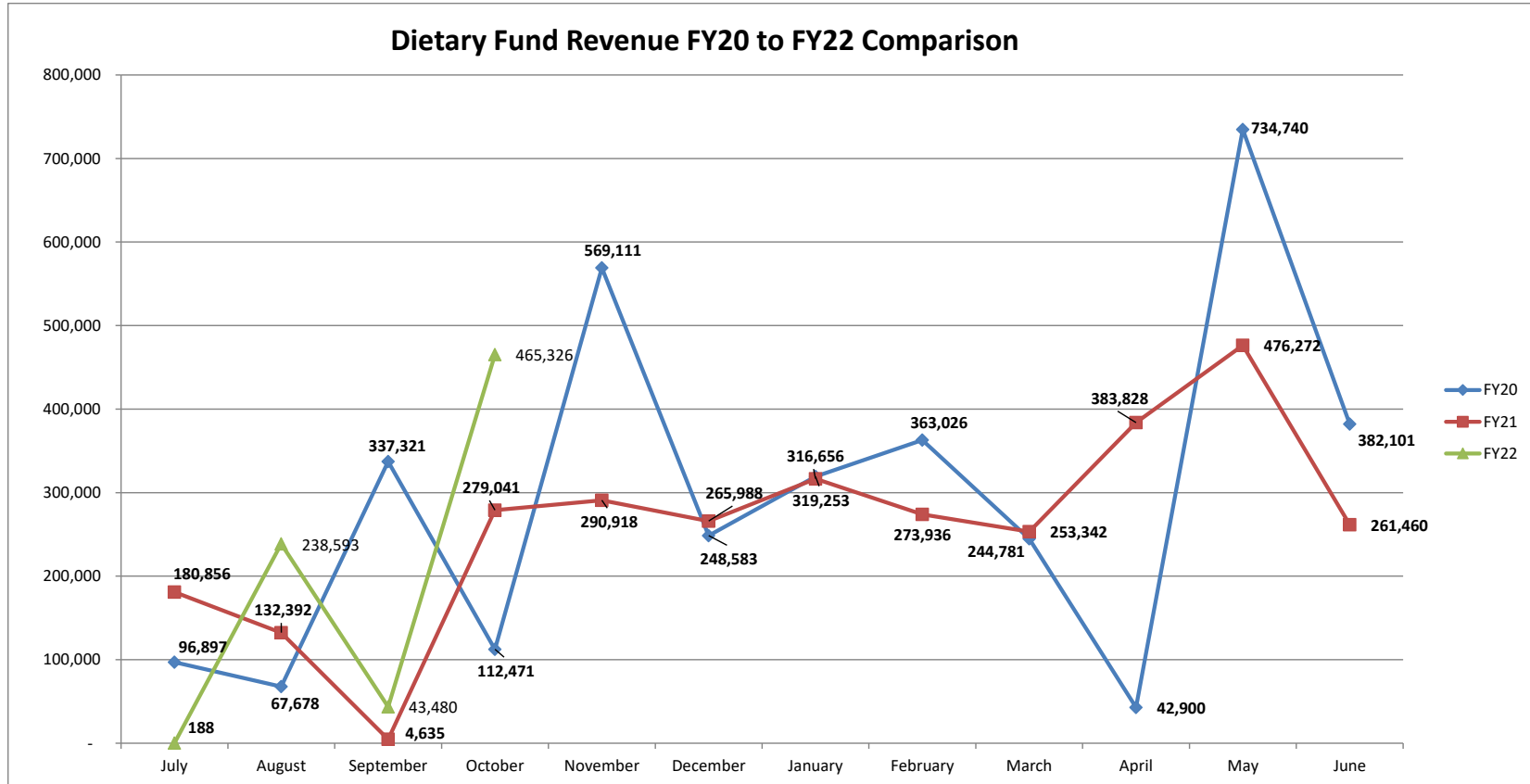
\*\*\*\*\* End of report \*\*\*\*\*

	<u>Jul-21</u>	<u>Aug-21</u>	<u>Sep-21</u>	<u>Oct-21</u>	<u>Nov-21</u>	<u>Dec-21</u>	<u>Jan-22</u>	<u>Feb-22</u>	<u>Mar-22</u>	<u>Apr-22</u>	<u>May-22</u>	<u>Jun-22</u>	<b>Totals-October</b>
Revenue	188	238,593	43,480	465,326									<b>747,588</b>
Expenses	131,701	354,264	364,824	275,956									<b>1,126,745</b>
Variance	<b>(131,513)</b>	<b>(115,671)</b>	<b>(321,343)</b>	<b>189,370</b>	-	-	-	-	-	-	-	-	<b>(379,157)</b>



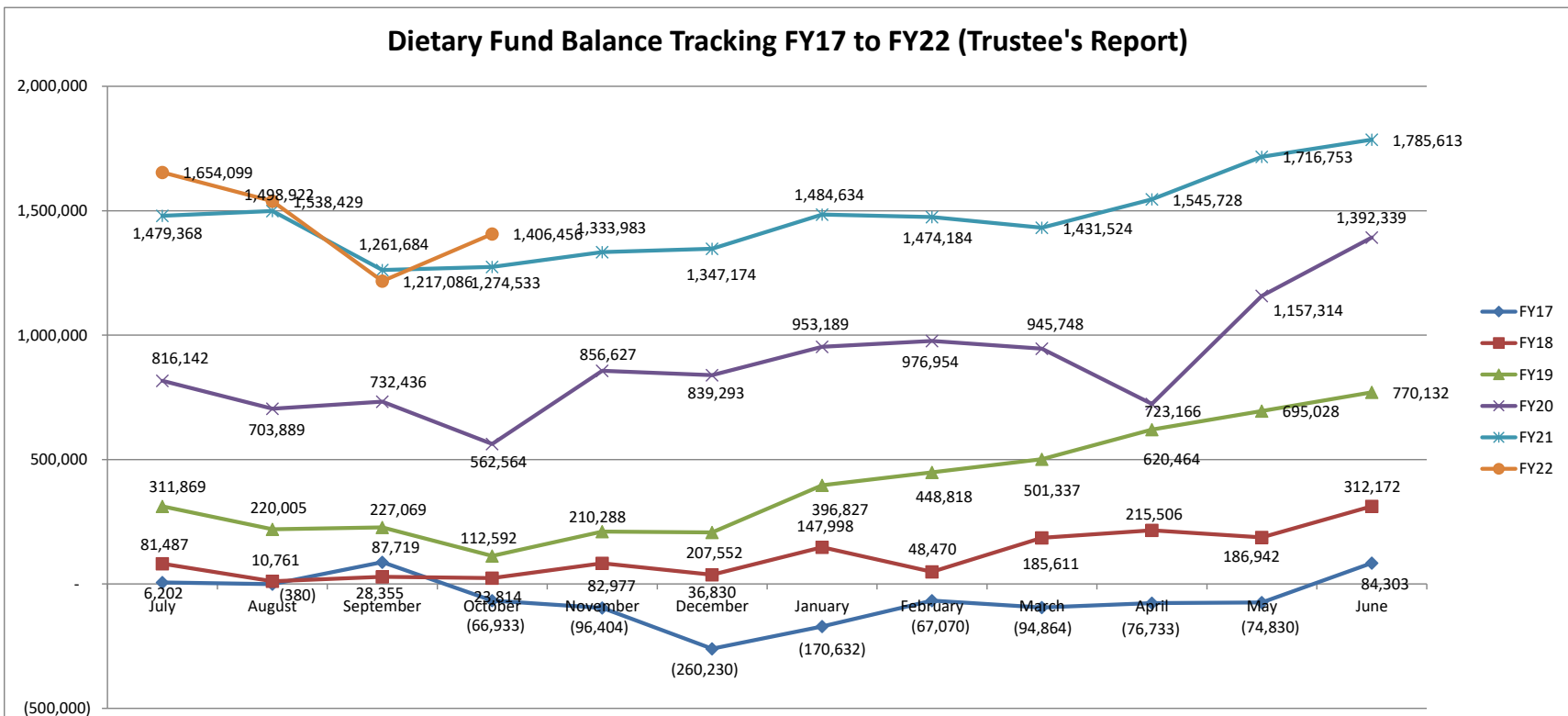
**Revenue Comparison**

	July	August	September	October	November	December	January	February	March	April	May	June	Totals-October
FY18	56,161	57,986	137,772	480,851	299,619	107,422	382,928	115,313	403,556	218,966	324,776	174,522	<b>732,770</b>
FY19	53,086	78,498	314,242	89,217	361,225	246,588	382,380	317,529	322,633	315,330	283,344	178,802	<b>535,044</b>
FY20	96,897	67,678	337,321	112,471	569,111	248,583	319,253	363,026	244,781	42,900	734,740	382,101	<b>614,367</b>
FY21	180,856	132,392	4,635	279,041	290,918	265,988	316,656	273,936	253,342	383,828	476,272	261,460	<b>596,923</b>
FY22	188	238,593	43,480	465,326									<b>747,588</b>
<b>Net Change PY</b>	<b>(180,668)</b>	<b>106,202</b>	<b>38,845</b>	<b>186,285</b>									<b>150,665</b>



**Dietary Fund Balance**

	July	August	September	October	November	December	January	February	March	April	May	June
FY17	6,202	(380)	87,719	(66,933)	(96,404)	(260,230)	(170,632)	(67,070)	(94,864)	(76,733)	(74,830)	84,303
FY18	81,487	10,761	28,355	23,814	82,977	36,830	147,998	48,470	185,611	215,506	186,942	312,172
FY19	311,869	220,005	227,069	112,592	210,288	207,552	396,827	448,818	501,337	620,464	695,028	770,132
FY20	816,142	703,889	732,436	562,564	856,627	839,293	953,189	976,954	945,748	723,166	1,157,314	1,392,339
FY21	1,479,368	1,498,922	1,261,684	1,274,533	1,333,983	1,347,174	1,484,634	1,474,184	1,431,524	1,545,728	1,716,753	1,785,613
FY22	1,654,099	1,538,429	1,217,086	1,406,456	1,333,983	1,347,174	1,484,634	1,474,184	1,431,524	1,545,728	1,716,753	1,785,613
<b>1-Year Results</b>	<b>174,731</b>	<b>39,507</b>	<b>(44,598)</b>	<b>131,923</b>								
<b>2-Year Results</b>	<b>837,957</b>	<b>834,540</b>	<b>484,650</b>	<b>843,892</b>								
<b>3-Year Results</b>	<b>1,342,230</b>	<b>1,318,424</b>	<b>990,017</b>	<b>1,293,864</b>								
<b>4-Year Results</b>	<b>1,572,612</b>	<b>1,527,668</b>	<b>1,188,731</b>	<b>1,382,642</b>								
<b>5-Year Results</b>	<b>1,647,897</b>	<b>1,538,809</b>	<b>1,129,367</b>	<b>1,473,388</b>								

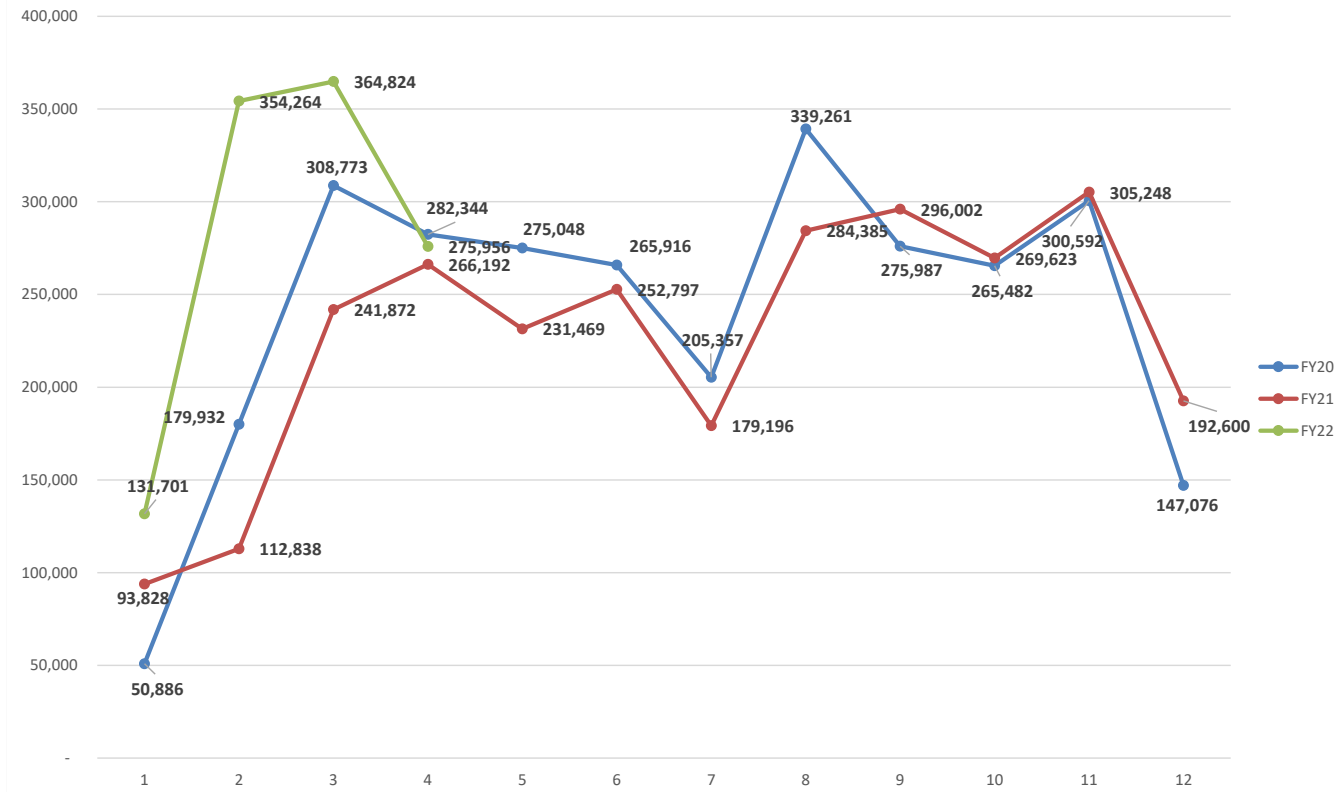




**Expense Comparison**

	<u>July</u>	<u>August</u>	<u>September</u>	<u>October</u>	<u>November</u>	<u>December</u>	<u>January</u>	<u>February</u>	<u>March</u>	<u>April</u>	<u>May</u>	<u>June</u>	<u>Totals-October</u>	<u>FY Results October</u>
FY18	58,908	128,454	120,178	485,391	240,457	153,569	271,760	214,841	266,415	189,071	353,340	49,292	<b>792,931</b>	\$ (60,161)
FY19	53,389	170,362	307,178	203,695	263,528	249,324	193,106	265,537	270,113	196,203	208,780	103,698	<b>734,624</b>	\$ (199,580)
FY20	50,886	179,932	308,773	282,344	275,048	265,916	205,357	339,261	275,987	265,482	300,592	147,076	<b>821,935</b>	\$ (207,568)
FY21	93,828	112,838	241,872	266,192	231,469	252,797	179,196	284,385	296,002	269,623	305,248	192,600	<b>714,729</b>	\$ (117,806)
FY22	131,701	354,264	364,824	275,956	275,956	266,192	205,357	284,385	296,002	269,623	305,248	192,600	<b>1,126,745</b>	\$ (379,157)
<b>Net Change PY</b>	<b>37,873</b>	<b>241,426</b>	<b>122,951</b>	<b>9,765</b>									<b>412,016</b>	

**Dietary Fund Expense Comparison FY20 to FY22**





Fnd T Acct	Obj Prj Loc	Prg	Account Level Description	2021-22 Budget	November 2021-22 Monthly Activity	2021-22 FYTD Activity	Encumbered Amount	Unexpended Balance - YTD Act	2021-22 FYTD %
010			CONSOLIDATED ADMINISTRATION						
142 E 72210 105 010 00001 000			SUPERVISOR/DIRECTOR	89,657.00	7,533.43	37,667.15	0.00	51,989.85	42.01
142 E 72210 161 010 00001 000			SECRETARY(S)	0.00	0.00	0.00	0.00	0.00	0.00
142 E 72210 162 010 00001 000			CLERICAL PERSONNEL	43,784.00	3,368.00	18,524.00	0.00	25,260.00	42.31
142 E 72210 189 010 00000 000			OTHER SALARIES & WAGES	60,788.00	0.00	0.00	0.00	60,788.00	0.00
142 E 72210 189 010 00001 000			OTHER SALARIES & WAGES	0.00	5,065.67	25,328.35	0.00	-25,328.35	0.00
142 E 72210 201 010 00000 000				12,088.00	0.00	0.00	0.00	12,088.00	0.00
142 E 72210 201 010 00001 000			SOCIAL SECURITY	0.00	919.41	4,842.56	0.00	-4,842.56	0.00
142 E 72210 204 010 00000 000				19,780.00	0.00	0.00	0.00	19,780.00	0.00
142 E 72210 204 010 00001 000			STATE RETIREMENT	0.00	1,621.36	8,268.63	0.00	-8,268.63	0.00
142 E 72210 207 010 00000 000				32,076.00	0.00	0.00	0.00	32,076.00	0.00
142 E 72210 207 010 00001 000			MEDICAL INSURANCE	0.00	3,096.00	9,288.00	0.00	-9,288.00	0.00
142 E 72210 212 010 00000 000				2,827.00	0.00	0.00	0.00	2,827.00	0.00
142 E 72210 212 010 00001 000			EMPLOYER MEDICARE	0.00	215.01	1,132.49	0.00	-1,132.49	0.00
142 E 72210 336 010 00000 000			MAINTENANCE AND REPAIR SERVICE	0.00	0.00	0.00	0.00	0.00	0.00
142 E 72210 355 010 00000 000			TRAVEL	10,000.00	156.98	452.09	0.00	9,547.91	4.52
142 E 72210 499 010 00000 000			OTHER SUPPLIES AND MATERIALS	10,000.00	0.00	737.85	0.00	9,262.15	7.38
142 E 72210 524 010 00000 000			IN SERVICE / STAFF DEVELOPMENT	9,000.00	921.20	921.20	0.00	8,078.80	10.24
142 E 99100 504 010 00008 000			INDIRECT COST	4,000.00	0.00	0.00	0.00	4,000.00	0.00
		010		294,000.00	22,897.06	107,162.32	0.00	186,837.68	36.45

Fnd T Acct	Obj Prj Loc	Prg	Account Level Description	2021-22 Budget	November 2021-22 Monthly Activity	2021-22 FYTD Activity	Encumbered Amount	Unexpended Balance - YTD Act	2021-22 FYTD %
100			TITLE I						
142 E 71100 116 100 00000 000			TEACHERS	827,781.00	68,506.82	205,557.96	0.00	622,223.04	24.83
142 E 71100 163 100 00000 000			EDUCATIONAL ASSISTANTS	261,648.00	10,004.03	37,664.51	0.00	223,983.49	14.40
142 E 71100 189 100 00000 000			OTHER SALARIES & WAGES	58,500.00	0.00	0.00	0.00	58,500.00	0.00
142 E 71100 195 100 00000 000			CERTIFIED SUBSTITUTE TEACHERS	0.00	0.00	0.00	0.00	0.00	0.00
142 E 71100 201 100 00000 000			SOCIAL SECURITY	71,172.00	4,365.78	13,571.81	0.00	57,600.19	19.07
142 E 71100 204 100 00000 000			STATE RETIREMENT	116,431.00	7,598.61	23,611.89	0.00	92,819.11	20.28
142 E 71100 207 100 00000 000			MEDICAL INSURANCE	249,492.00	18,598.80	51,300.00	0.00	198,192.00	20.56
142 E 71100 212 100 00000 000			EMPLOYER MEDICARE	16,645.00	1,041.34	3,235.52	0.00	13,409.48	19.44
142 E 71100 311 100 00000 000			CONTRACTS WITH OTHER SCHOOL SY	0.00	0.00	0.00	0.00	0.00	0.00
142 E 71100 336 100 00000 000			MAINTENANCE AND REPAIR SERVICE	0.00	0.00	0.00	0.00	0.00	0.00
142 E 71100 429 100 00000 000			INSTRUCTIONAL SUPPLIES & MATER	34,849.00	657.92	1,759.13	0.00	33,089.87	5.05
142 E 71100 499 100 00000 000			OTHER SUPPLIES AND MATERIALS	0.00	0.00	0.00	0.00	0.00	0.00
142 E 71100 722 100 00000 000			REGULAR INSTRUCTION EQUIPMENT	0.00	0.00	0.00	0.00	0.00	0.00
142 E 72130 189 100 00000 000			OTHER SALARIES & WAGES	0.00	0.00	0.00	0.00	0.00	0.00
142 E 72130 201 100 00000 000			SOCIAL SECURITY	0.00	0.00	0.00	0.00	0.00	0.00
142 E 72130 204 100 00000 000			STATE RETIREMENT	0.00	0.00	0.00	0.00	0.00	0.00
142 E 72130 207 100 00000 000			MEDICAL INSURANCE	0.00	0.00	0.00	0.00	0.00	0.00
142 E 72130 212 100 00000 000			EMPLOYER MEDICARE	0.00	0.00	0.00	0.00	0.00	0.00
142 E 72130 499 100 00000 000			OTHER SUPPLIES AND MATERIALS	22,000.00	349.58	1,898.72	0.00	20,101.28	8.63
142 E 72130 599 100 00000 000			OTHER CHARGES	5,000.00	0.00	0.00	0.00	5,000.00	0.00
142 E 72210 189 100 00000 000			OTHER SALARIES & WAGES	13,200.00	0.00	0.00	0.00	13,200.00	0.00
142 E 72210 195 100 00000 000			CERTIFIED SUBSTITUTE TEACHERS	0.00	0.00	0.00	0.00	0.00	0.00
142 E 72210 201 100 00000 000			SOCIAL SECURITY	818.00	0.00	0.00	0.00	818.00	0.00
142 E 72210 204 100 00000 000			STATE RETIREMENT	1,360.00	0.00	0.00	0.00	1,360.00	0.00
142 E 72210 207 100 00000 000			MEDICAL INSURANCE	0.00	0.00	0.00	0.00	0.00	0.00
142 E 72210 212 100 00000 000			EMPLOYER MEDICARE	191.00	0.00	0.00	0.00	191.00	0.00
142 E 72210 355 100 00000 000			TRAVEL	0.00	0.00	0.00	0.00	0.00	0.00
142 E 72210 524 100 00000 000			IN SERVICE / STAFF DEVELOPMENT	17,000.00	0.00	374.93	0.00	16,625.07	2.21
142 E 72210 599 100 00000 000			OTHER CHARGES	0.00	0.00	0.00	0.00	0.00	0.00
142 E 99100 504 100 00008 000			INDIRECT COST	31,225.23	0.00	0.00	0.00	31,225.23	0.00
142 E 99100 590 100 00000 000			TRANSFERS OUT	0.00	0.00	0.00	0.00	0.00	0.00
				<u>1,727,312.23</u>	<u>111,122.88</u>	<u>338,974.47</u>	<u>0.00</u>	<u>1,388,337.76</u>	<u>19.62</u>



Fnd T Acct	Obj Prj Loc	Prg	Account Level Description	2021-22 Budget	November 2021-22 Monthly Activity	2021-22 FYTD Activity	Encumbered Amount	Unexpended Balance - YTD Act	2021-22 FYTD %
160			TITLE I-D						
142 E 71100 429 160 00000 000			INSTRUCTIONAL SUPPLIES & MATER	30,006.97	0.00	0.00	0.00	30,006.97	0.00
142 E 71100 499 160 00000 000			OTHER SUPPLIES AND MATERIALS	16,000.00	0.00	11,249.00	0.00	4,751.00	70.31
142 E 72210 499 160 00000 000			OTHER SUPPLIES AND MATERIALS	0.00	0.00	0.00	0.00	0.00	0.00
142 E 72210 524 160 00000 000			IN-SERVICE / STAFF DEVELOPMENT	5,500.00	0.00	0.00	0.00	5,500.00	0.00
142 E 99100 504 160 00000 000			INDIRECT COST	2,500.00	0.00	0.00	0.00	2,500.00	0.00
	160			54,006.97	0.00	11,249.00	0.00	42,757.97	20.83

Account Level		2021-22	November 2021-22	2021-22	Encumbered	Unexpended	2021-22
Fnd T Acct	Obj Prj Loc Prg Description	Budget	Monthly Activity	FYTD Activity	Amount	Balance - YTD Act	FYTD %
171	ADD. TARGETED SUPPORT & IMPROV						
142 E 71100 195 171 00000 000	CERTIFIED SUBSTITUTE TEACHERS	0.00	0.00	0.00	0.00	0.00	0.00
142 E 71100 201 171 00000 000	SOCIAL SECURITY	0.00	0.00	0.00	0.00	0.00	0.00
142 E 71100 212 171 00000 000	MEDICARE	0.00	0.00	0.00	0.00	0.00	0.00
142 E 71100 429 171 00000 000	INSTRUCTIONAL SUPPLIES AND MAT	0.00	0.00	0.00	0.00	0.00	0.00
142 E 71100 499 171 00000 000	OTHER SUPPLIES AND MATERIALS	4,277.12	0.00	4,277.12	0.00	0.00	100.00
142 E 72210 196 171 00000 000	IN SERVICE TRAINING	0.00	0.00	0.00	0.00	0.00	0.00
142 E 72210 524 171 00000 000	IN-SERVICE / STAFF DEVELOPMENT	8,308.50	0.00	8,308.50	0.00	0.00	100.00
142 E 99100 504 171 00000 000	INDIRECT COST	214.04	0.00	214.04	0.00	0.00	100.00
	171	12,799.66	0.00	12,799.66	0.00	0.00	100.00



Fnd T Acct	Obj Prj Loc	Prg	Account Level Description	2021-22 Budget	November 2021-22 Monthly Activity	2021-22 FYTD Activity	Encumbered Amount	Unexpended Balance - YTD Act	2021-22 FYTD %
200			TITLE II - A						
142 E 71100 116 200 00000 000			TEACHERS	41,189.00	3,244.57	9,733.64	0.00	31,455.36	23.63
142 E 71100 195 200 00000 000			CERTIFIED SUBSTITUTE TEACHERS	0.00	0.00	0.00	0.00	0.00	0.00
142 E 71100 201 200 00000 000			SOCIAL SECURITY	2,554.00	201.16	603.48	0.00	1,950.52	23.63
142 E 71100 204 200 00000 000			STATE RETIREMENT	4,242.00	292.02	876.05	0.00	3,365.95	20.65
142 E 71100 207 200 00000 000			MEDICAL INSURANCE	11,640.00	0.00	0.00	0.00	11,640.00	0.00
142 E 71100 212 200 00000 000			EMPLOYER MEDICARE	597.00	47.05	141.15	0.00	455.85	23.64
142 E 72210 138 200 00010 000			INSTR COMPUTER PERSONNEL	110,470.00	4,619.25	23,030.93	0.00	87,439.07	20.85
142 E 72210 189 200 00000 000			OTHER SALARIES & WAGES	11,880.00	0.00	0.00	0.00	11,880.00	0.00
142 E 72210 195 200 00000 000			CERTIFIED SUBSTITUTE TEACHERS	0.00	0.00	0.00	0.00	0.00	0.00
142 E 72210 201 200 00000 000			SOCIAL SECURITY	8,200.00	0.00	0.00	0.00	8,200.00	0.00
142 E 72210 201 200 00010 000				0.00	266.90	1,353.72	0.00	-1,353.72	0.00
142 E 72210 204 200 00000 000			STATE RETIREMENT	13,657.00	0.00	0.00	0.00	13,657.00	0.00
142 E 72210 204 200 00010 000				0.00	475.78	2,372.18	0.00	-2,372.18	0.00
142 E 72210 207 200 00000 000			MEDICAL INSURANCE	17,316.00	0.00	4,496.40	0.00	12,819.60	25.97
142 E 72210 207 200 00010 000				0.00	1,088.40	4,381.20	0.00	-4,381.20	0.00
142 E 72210 212 200 00000 000			EMPLOYER MEDICARE	1,918.00	0.00	0.00	0.00	1,918.00	0.00
142 E 72210 212 200 00010 000				0.00	62.42	316.60	0.00	-316.60	0.00
142 E 72210 355 200 00000 000			TRAVEL	0.00	0.00	0.00	0.00	0.00	0.00
142 E 72210 499 200 00000 000			OTHER SUPPLIES AND MATERIALS	0.00	0.00	0.00	0.00	0.00	0.00
142 E 72210 524 200 00000 000			IN SERVICE / STAFF DEVELOPMENT	166,083.24	0.00	31,569.75	0.00	134,513.49	19.01
142 E 99100 504 200 00008 000			INDIRECT COST	14,000.00	0.00	0.00	0.00	14,000.00	0.00
142 E 99100 590 200 00000 000			TRANSFERS OUT	0.00	0.00	0.00	0.00	0.00	0.00
	200			403,746.24	10,297.55	78,875.10	0.00	324,871.14	19.54

Fnd T	Acct	Obj	Prj	Loc	Prg	Account Level Description	2021-22 Budget	November 2021-22 Monthly Activity	2021-22 FYTD Activity	Encumbered Amount	Unexpended Balance - YTD Act	2021-22 FYTD %
440						TITLE IV						
142	E	71100	429	440	00000	000 INSTRUCTIONAL SUPPLIES & MAT.	0.00	0.00	0.00	0.00	0.00	0.00
142	E	71150	116	440	00000	000 TEACHERS	27,761.00	0.00	0.00	0.00	27,761.00	0.00
142	E	71150	201	440	00000	000 SOCIAL SECURITY	1,721.00	0.00	0.00	0.00	1,721.00	0.00
142	E	71150	204	440	00000	000 STATE RETIREMENT	2,859.00	0.00	0.00	0.00	2,859.00	0.00
142	E	71150	207	440	00000	000 MEDICAL INSURANCE	0.00	0.00	0.00	0.00	0.00	0.00
142	E	71150	212	440	00000	000 MEDICARE	403.00	0.00	0.00	0.00	403.00	0.00
142	E	71150	429	440	00000	000 INSTRUCTIONAL SUPPLIES AND MAT	2,000.18	0.00	0.00	0.00	2,000.18	0.00
142	E	72130	123	440	00000	000 GUIDANCE PERSONNEL	52,918.00	4,586.25	13,758.75	0.00	39,159.25	26.00
142	E	72130	201	440	00000	000 SOCIAL SECURITY	3,281.00	262.96	788.88	0.00	2,492.12	24.04
142	E	72130	204	440	00000	000 STATE RETIREMENT	5,451.00	472.38	1,417.14	0.00	4,033.86	26.00
142	E	72130	207	440	00000	000 MEDICAL INSURANCE	9,360.00	919.20	2,757.60	0.00	6,602.40	29.46
142	E	72130	212	440	00000	000 EMPLOYER MEDICARE	767.00	61.50	184.50	0.00	582.50	24.05
142	E	72130	499	440	00000	000 OTHER SUPPLIES & MATERIALS	0.00	0.00	0.00	0.00	0.00	0.00
142	E	72130	524	440	00000	000 IN SERVICE / STAFF DEVELOPMENT	7,000.00	0.00	0.00	0.00	7,000.00	0.00
142	E	72130	599	440	00000	000 OTHER CHARGES	0.00	0.00	0.00	0.00	0.00	0.00
142	E	72250	105	440	00000	000 SUPERVISOR / DIRECTOR	0.00	0.00	0.00	0.00	0.00	0.00
142	E	72250	524	440	00000	000 IN-SERVICE / STAFF DEVELOPMENT	3,600.00	0.00	0.00	0.00	3,600.00	0.00
142	E	72250	790	440	00000	000 OTHER EQUIPMENT	0.00	0.00	0.00	0.00	0.00	0.00
142	E	72710	201	440	00000	000	0.00	0.00	0.00	0.00	0.00	0.00
142	E	72710	204	440	00000	000	0.00	0.00	0.00	0.00	0.00	0.00
142	E	72710	212	440	00000	000	0.00	0.00	0.00	0.00	0.00	0.00
142	E	72710	599	440	00000	000 OTHER CHARGES	0.00	0.00	0.00	0.00	0.00	0.00
142	E	99100	504	440	00000	000 INDIRECT COST	6,000.00	0.00	0.00	0.00	6,000.00	0.00
						440	123,121.18	6,302.29	18,906.87	0.00	104,214.31	15.36



Fnd T Acct	Obj Prj Loc	Prg	Account Level Description	2021-22 Budget	November 2021-22 Monthly Activity	2021-22 FYTD Activity	Encumbered Amount	Unexpended Balance - YTD Act	2021-22 FYTD %
800			CARL PERKINS						
142 E	71300 116 800	00021 000	TEACHERS	0.00	0.00	0.00	0.00	0.00	0.00
142 E	71300 189 800	00021 000	OTHER SALARIES & WAGES	3,600.26	0.00	0.00	0.00	3,600.26	0.00
142 E	71300 201 800	00021 000	SOCIAL SECURITY	275.40	0.00	0.00	0.00	275.40	0.00
142 E	71300 204 800	00021 000	STATE RETIREMENT	180.00	0.00	0.00	0.00	180.00	0.00
142 E	71300 207 800	00021 000	MEDICAL INSURANCE	164.40	0.00	0.00	0.00	164.40	0.00
142 E	71300 212 800	00021 000	EMPLOYER MEDICARE	51.00	0.00	0.00	0.00	51.00	0.00
142 E	71300 429 800	00000 000	INSTRUCTIONAL SUPPLIES & MATER	36,655.63	3,325.00	30,932.00	0.00	5,723.63	84.39
142 E	71300 499 800	00000 000	OTHER SUPPLIES AND MATERIALS	10,000.00	0.00	7,500.00	0.00	2,500.00	75.00
142 E	71300 599 800	00000 000	OTHER CHARGES	0.00	0.00	0.00	0.00	0.00	0.00
142 E	71300 730 800	00000 000	VOCATIONAL INSTRUCTION EQUIPME	75,000.00	7,348.32	14,595.07	0.00	60,404.93	19.46
142 E	72130 146 800	00000 000	BUS DRIVERS	0.00	0.00	0.00	0.00	0.00	0.00
142 E	72130 355 800	00000 000	TRAVEL	2,951.00	0.00	387.80	0.00	2,563.20	13.14
142 E	72130 399 800	00000 000	OTHER CONTRACTED SERVICES	0.00	0.00	0.00	0.00	0.00	0.00
142 E	72130 524 800	00000 000	IN SERVICE / STAFF DEVELOPMENT	7,107.00	0.00	2,041.27	0.00	5,065.73	28.72
142 E	72230 162 800	00000 000	CLERICAL PERSONNEL	2,400.18	0.00	0.00	0.00	2,400.18	0.00
142 E	72230 201 800	00000 000	SOCIAL SECURITY	183.60	0.00	0.00	0.00	183.60	0.00
142 E	72230 204 800	00000 000	STATE RETIREMENT	120.00	0.00	0.00	0.00	120.00	0.00
142 E	72230 207 800	00000 000	MEDICAL INSURANCE	109.60	0.00	0.00	0.00	109.60	0.00
142 E	72230 212 800	00000 000	MEDICARE	34.00	0.00	0.00	0.00	34.00	0.00
142 E	72230 599 800	00000 000		0.00	0.00	0.00	0.00	0.00	0.00
142 E	99100 504 800	00008 000	INDIRECT COST	3,293.73	0.00	0.00	0.00	3,293.73	0.00
142 E	99100 590 800	00008 000	TRANS. OUT - INDIRECT COST	0.00	0.00	0.00	0.00	0.00	0.00
	800			142,125.80	10,673.32	55,456.14	0.00	86,669.66	39.02























Account Level		2021-22	November 2021-22	2021-22	Encumbered	Unexpended	2021-22
Fnd T Acct	Obj Prj Loc Prg Description	Budget	Monthly Activity	FYTD Activity	Amount	Balance - YTD Act	FYTD %
899	IDEA SUSTAINABILITY GRANT						
142 E 71200 195 899 00000 000	CERTIFIED SUBSTITUTE TEACHERS	0.00	0.00	0.00	0.00	0.00	0.00
142 E 71200 201 899 00000 000	SOCIAL SECURITY	0.00	0.00	0.00	0.00	0.00	0.00
142 E 71200 204 899 00000 000	STATE RETIREMENT	0.00	0.00	0.00	0.00	0.00	0.00
142 E 71200 212 899 00000 000	EMPLOYER MEDICARE	0.00	0.00	0.00	0.00	0.00	0.00
142 E 71200 429 899 00000 000	INSTRUCTIONAL SUPPLIES & MATER	22,405.62	8,631.00	22,381.00	0.00	24.62	99.89
142 E 71200 725 899 00000 000	SPECIAL EDUCATION EQUIPMENT	0.00	0.00	0.00	0.00	0.00	0.00
142 E 72220 196 899 00000 000	IN SERVICE TRAINING	0.00	0.00	0.00	0.00	0.00	0.00
142 E 72220 196 899 00020 000	IN SERVICE TRAINING	0.00	0.00	0.00	0.00	0.00	0.00
142 E 72220 201 899 00000 000	SOCIAL SECURITY	0.00	0.00	0.00	0.00	0.00	0.00
142 E 72220 204 899 00000 000	STATE RETIREMENT	0.00	0.00	0.00	0.00	0.00	0.00
142 E 72220 212 899 00000 000	EMPLOYER MEDICARE	0.00	0.00	0.00	0.00	0.00	0.00
142 E 72220 524 899 00000 000	IN-SERVICE / STAFF DEVELOPMENT	13,850.00	0.00	10,849.90	0.00	3,000.10	78.34
	899	36,255.62	8,631.00	33,230.90	0.00	3,024.72	91.66

Fnd T Acct Obj Prj Loc Prg	Account Level Description	2021-22 Budget	November 2021-22 Monthly Activity	2021-22 FYTD Activity	Encumbered Amount	Unexpended Balance - YTD Act	2021-22 FYTD %
900	IDEA PART- B						
142 E 71200 116 900 00000 000	TEACHERS	110,192.00	8,420.01	24,946.11	0.00	85,245.89	22.64
142 E 71200 163 900 00000 000	EDUCATIONAL ASSISTANTS	920,351.04	58,061.11	235,437.61	0.00	684,913.43	25.58
142 E 71200 171 900 00000 000	SPEECH PATHOLOGIST	45,630.00	3,801.09	11,403.27	0.00	34,226.73	24.99
142 E 71200 189 900 00000 000	OTHER SALARIES & WAGES	0.00	0.00	0.00	0.00	0.00	0.00
142 E 71200 201 900 00000 000	SOCIAL SECURITY	61,185.00	3,894.47	15,363.45	0.00	45,821.55	25.11
142 E 71200 204 900 00000 000	STATE RETIREMENT	95,916.00	5,542.72	22,001.92	0.00	73,914.08	22.94
142 E 71200 207 900 00000 000	MEDICAL INSURANCE	365,777.00	27,114.80	87,144.40	0.00	278,632.60	23.82
142 E 71200 212 900 00000 000	EMPLOYER MEDICARE	14,466.00	910.84	3,593.13	0.00	10,872.87	24.84
142 E 71200 429 900 00000 000	INSTRUCTIONAL SUPPLIES & MAT.	150,000.00	4,523.86	10,248.88	0.00	139,751.12	6.83
142 E 71200 725 900 00000 000	SPECIAL EDUCATION EQUIPMENT	10,000.00	0.00	1,251.75	0.00	8,748.25	12.52
142 E 72210 524 900 00000 000	Staff Development	0.00	0.00	0.00	0.00	0.00	0.00
142 E 72220 189 900 00000 000	OTHER SALARIES & WAGES	0.00	0.00	0.00	0.00	0.00	0.00
142 E 72220 201 900 00000 000	SOCIAL SECURITY	0.00	0.00	0.00	0.00	0.00	0.00
142 E 72220 204 900 00000 000	STATE RETIREMENT	0.00	0.00	0.00	0.00	0.00	0.00
142 E 72220 207 900 00000 000	MEDICAL INSURANCE	0.00	0.00	0.00	0.00	0.00	0.00
142 E 72220 212 900 00000 000	EMPLOYER MEDICARE	0.00	0.00	0.00	0.00	0.00	0.00
142 E 72220 312 900 00000 000	CONTRACTS W PRIVATE AGENCIES	41,409.41	0.00	0.00	0.00	41,409.41	0.00
142 E 72220 336 900 00000 000	MAINTENANCE & REPAIR OF EQUIPM	10,000.00	0.00	957.00	0.00	9,043.00	9.57
142 E 72220 355 900 00000 000	TRAVEL	25,000.00	0.00	0.00	0.00	25,000.00	0.00
142 E 72220 399 900 00000 000	OTHER CONTRACTED SERVICES	0.00	0.00	0.00	0.00	0.00	0.00
142 E 72220 429 900 00000 000	Instructional Supplies & Mat.	0.00	0.00	0.00	0.00	0.00	0.00
142 E 72220 499 900 00000 000	OTHER SUPPLIES AND MATERIALS	50,000.00	1,887.92	5,259.63	0.00	44,740.37	10.52
142 E 72220 524 900 00000 000	IN SERVICE / STAFF DEVELOPMENT	75,000.00	0.00	6,500.00	0.00	68,500.00	8.67
142 E 72710 146 900 00020 000	BUS DRIVERS	251,643.00	21,411.55	63,824.65	0.00	187,818.35	25.36
142 E 72710 201 900 00020 000	SOCIAL SECURITY	15,601.00	1,189.30	3,531.35	0.00	12,069.65	22.64
142 E 72710 204 900 00020 000	STATE RETIREMENT	24,200.79	1,968.19	5,978.29	0.00	18,222.50	24.70
142 E 72710 207 900 00020 000	MEDICAL INSURANCE	250,000.00	10,628.40	33,740.80	0.00	216,259.20	13.50
142 E 72710 212 900 00020 000	EMPLOYER MEDICARE	3,648.81	278.14	825.91	0.00	2,822.90	22.64
142 E 99100 504 900 00008 000	INDIRECT COST	20,000.00	0.00	0.00	0.00	20,000.00	0.00
900		2,540,020.05	149,632.40	532,008.15	0.00	2,008,011.90	20.95

Account Level		2021-22	November 2021-22	2021-22	Encumbered	Unexpended	2021-22
Fnd T Acct	Obj Prj Loc Prg Description	Budget	Monthly Activity	FYTD Activity	Amount	Balance - YTD Act	FYTD %
901	ARP IDEA PART B						
142 E 71150 116 901 00000 000	TEACHERS	141,000.00	0.00	0.00	0.00	141,000.00	0.00
142 E 71150 201 901 00000 000	SOCIAL SECURITY	8,814.00	0.00	0.00	0.00	8,814.00	0.00
142 E 71150 204 901 00000 000	STATE RETIREMENT	14,523.00	0.00	0.00	0.00	14,523.00	0.00
142 E 71150 207 901 00000 000	MEDICAL INSURANCE	30,000.00	0.00	0.00	0.00	30,000.00	0.00
142 E 71150 212 901 00000 000	MEDICARE	2,046.00	0.00	0.00	0.00	2,046.00	0.00
142 E 71200 116 901 00000 000	TEACHERS	35,000.00	0.00	0.00	0.00	35,000.00	0.00
142 E 71200 163 901 00000 000	EDUCATIONAL ASSISTANTS	26,400.00	0.00	0.00	0.00	26,400.00	0.00
142 E 71200 171 901 00000 000	SPEECH PATHOLOGIST	0.00	0.00	0.00	0.00	0.00	0.00
142 E 71200 189 901 00000 000	OTHER SALARIES & WAGES	0.00	0.00	0.00	0.00	0.00	0.00
142 E 71200 201 901 00000 000	SOCIAL SECURITY	3,807.00	0.00	0.00	0.00	3,807.00	0.00
142 E 71200 204 901 00000 000	STATE RETIREMENT	0.00	0.00	0.00	0.00	0.00	0.00
142 E 71200 207 901 00000 000	MEDICAL INSURANCE	0.00	0.00	0.00	0.00	0.00	0.00
142 E 71200 211 901 00000 000	LOCAL RETIREMENT	6,325.00	0.00	0.00	0.00	6,325.00	0.00
142 E 71200 212 901 00000 000	EMPLOYER MEDICARE	860.00	0.00	0.00	0.00	860.00	0.00
142 E 72220 399 901 00000 000	OTHER CONTRACTED SERVICES	0.00	0.00	0.00	0.00	0.00	0.00
142 E 72220 499 901 00000 000	OTHER SUPPLIES AND MATERIALS	95,163.93	0.00	0.00	0.00	95,163.93	0.00
142 E 72220 524 901 00000 000	IN-SERVICE / STAFF DEVELOPMENT	85,000.00	0.00	0.00	0.00	85,000.00	0.00
142 E 72710 146 901 00000 000	BUS DRIVERS	19,600.00	0.00	0.00	0.00	19,600.00	0.00
142 E 72710 201 901 00000 000	SOCIAL SECURITY	2,432.00	0.00	0.00	0.00	2,432.00	0.00
142 E 72710 204 901 00000 000	STATE RETIREMENT	5,652.00	0.00	0.00	0.00	5,652.00	0.00
142 E 72710 207 901 00000 000	MEDICAL INSURANCE	0.00	0.00	0.00	0.00	0.00	0.00
142 E 72710 212 901 00000 000	EMPLOYER MEDICARE	570.00	0.00	0.00	0.00	570.00	0.00
	901	477,192.93	0.00	0.00	0.00	477,192.93	0.00



Fnd T Acct	Obj Prj Loc	Prg	Account Level Description	2021-22 Budget	November 2021-22 Monthly Activity	2021-22 FYTD Activity	Encumbered Amount	Unexpended Balance - YTD Act	2021-22 FYTD %
910			IDEA PRESCHOOL						
142 E 71200 163 910 00000 000			EDUCATIONAL ASSISTANTS	36,643.00	1,265.25	5,411.08	0.00	31,231.92	14.77
142 E 71200 201 910 00000 000			SOCIAL SECURITY	1,016.00	69.92	290.44	0.00	725.56	28.59
142 E 71200 204 910 00000 000			STATE RETIREMENT	3,003.00	121.59	489.84	0.00	2,513.16	16.31
142 E 71200 207 910 00000 000			MEDICAL INSURANCE	19,023.00	558.00	3,304.80	0.00	15,718.20	17.37
142 E 71200 212 910 00000 000			EMPLOYER MEDICARE	453.00	16.35	67.93	0.00	385.07	15.00
142 E 71200 429 910 00000 000			INSTRUCTIONAL SUPPLIES & MATER	30,000.00	620.05	620.05	0.00	29,379.95	2.07
142 E 71200 499 910 00000 000			OTHER SUPPLIES AND MATERIALS	0.00	0.00	0.00	0.00	0.00	0.00
142 E 71200 725 910 00000 000			SPECIAL EDUCATION EQUIPMENT	0.00	0.00	0.00	0.00	0.00	0.00
142 E 72220 189 910 00000 000			OTHER SALARIES & WAGES	0.00	0.00	0.00	0.00	0.00	0.00
142 E 72220 201 910 00000 000			SOCIAL SECURITY	0.00	0.00	0.00	0.00	0.00	0.00
142 E 72220 204 910 00000 000			STATE RETIREMENT	0.00	0.00	0.00	0.00	0.00	0.00
142 E 72220 207 910 00000 000			EMPLOYER MEDICARE	0.00	0.00	0.00	0.00	0.00	0.00
142 E 72220 212 910 00000 000			EMPLOYER MEDICARE	0.00	0.00	0.00	0.00	0.00	0.00
142 E 72220 355 910 00000 000			TRAVEL	0.00	0.00	0.00	0.00	0.00	0.00
142 E 72220 399 910 00000 000			OTHER CONTRACTED SERVICES	0.00	0.00	0.00	0.00	0.00	0.00
142 E 72220 499 910 00000 000			OTHER SUPPLIES AND MATERIALS	10,000.00	0.00	4,115.24	0.00	5,884.76	41.15
142 E 72220 524 910 00000 000			IN SERVICE / STAFF DEVELOPMENT	8,842.07	0.00	0.00	0.00	8,842.07	0.00
142 E 72220 790 910 00000 000			OTHER EQUIPMENT	20,000.00	0.00	0.00	0.00	20,000.00	0.00
142 E 99100 504 910 00008 000			INDIRECT COST	0.00	0.00	0.00	0.00	0.00	0.00
			910	128,980.07	2,651.16	14,299.38	0.00	114,680.69	11.09

Account Level						2021-22	November 2021-22	2021-22	Encumbered	Unexpended	2021-22
Fnd	T Acct	Obj	Prj	Loc	Prg Description	Budget	Monthly Activity	FYTD Activity	Amount	Balance - YTD Act	FYTD %
911					ARP IDEA PRESCHOOL						
142	E 72220	499	911	00000	000 OTHER SUPPLIES AND MATERIALS	16,814.51	0.00	0.00	0.00	16,814.51	0.00
142	E 72220	524	911	00000	000 IN-SERVICE / STAFF DEVELOPMENT	15,000.00	0.00	0.00	0.00	15,000.00	0.00
			911			31,814.51	0.00	0.00	0.00	31,814.51	0.00

Fnd T Acct	Obj Prj Loc	Prg	Account Level Description	2021-22 Budget	November 2021-22 Monthly Activity	2021-22 FYTD Activity	Encumbered Amount	Unexpended Balance - YTD Act	2021-22 FYTD %
931			ESSER						
142 E 71100 195 931 00000 000			CERTIFIED SUBSTITUTE TEACHERS	360,640.00	0.00	0.00	0.00	360,640.00	0.00
142 E 71100 201 931 00000 000			SOCIAL SECURITY	22,359.68	0.00	0.00	0.00	22,359.68	0.00
142 E 71100 204 931 00000 000			STATE RETIREMENT	0.00	0.00	0.00	0.00	0.00	0.00
142 E 71100 212 931 00000 000			MEDICARE	5,229.28	0.00	0.00	0.00	5,229.28	0.00
142 E 71100 429 931 00000 000			SUPPLIES & MATERIALS	9,999.00	9,899.00	9,899.00	0.00	100.00	99.00
142 E 71100 471 931 00000 000			SOFTWARE	113,755.95	0.00	113,755.95	0.00	0.00	100.00
142 E 71200 116 931 00000 000			TEACHERS	0.00	0.00	0.00	0.00	0.00	0.00
142 E 71200 189 931 00000 000			OTHER SALARIES AND WAGES	765.00	0.00	765.00	0.00	0.00	100.00
142 E 71200 201 931 00000 000			SOCIAL SECURITY	47.43	0.00	47.43	0.00	0.00	100.00
142 E 71200 204 931 00000 000			STATE RETIREMENT	78.80	0.00	78.80	0.00	0.00	100.00
142 E 71200 212 931 00000 000			MEDICARE	11.09	0.00	11.09	0.00	0.00	100.00
142 E 71200 399 931 00000 000			OTHER CONTRACTED SERVICE	30,000.00	0.00	6,482.00	0.00	23,518.00	21.61
142 E 71200 429 931 00000 000			INSTRUCTIONAL SUPPLIES & MATER	34,967.00	0.00	8,922.30	0.00	26,044.70	25.52
142 E 72120 399 931 00000 000			OTHER CONTRACTED SERVICE	0.00	0.00	0.00	0.00	0.00	0.00
142 E 72210 189 931 00000 000			OTHER SALARIES & WAGES	0.00	0.00	0.00	0.00	0.00	0.00
142 E 72210 201 931 00000 000			SOCIAL SECURITY	0.00	0.00	0.00	0.00	0.00	0.00
142 E 72210 204 931 00000 000			STATE RETIREMENT	0.00	0.00	0.00	0.00	0.00	0.00
142 E 72210 212 931 00000 000			EMPLOYER MEDICARE	0.00	0.00	0.00	0.00	0.00	0.00
142 E 72210 524 931 00000 000			IN-SERVICE / STAFF DEVELOPMENT	0.00	0.00	0.00	0.00	0.00	0.00
142 E 99100 504 931 00000 000			INDIRECT COST	24,329.05	0.00	0.00	0.00	24,329.05	0.00
		931		602,182.28	9,899.00	139,961.57	0.00	462,220.71	23.24





Fnd T Acct	Obj Prj Loc	Prg	Account Level Description	2021-22 Budget	November 2021-22 Monthly Activity	2021-22 FYTD Activity	Encumbered Amount	Unexpended Balance - YTD Act	2021-22 FYTD %
934			ESSER 2.0 REVENUE						
142 E 71100 116 934 00000 000			Teachers	0.00	0.00	0.00	0.00	0.00	0.00
142 E 71100 189 934 00000 000			OTHER SALARIES AND WAGES	0.00	0.00	0.00	0.00	0.00	0.00
142 E 71100 195 934 00000 000			CERTIFIED SUBSTITUTE TEACHERS	154,560.00	0.00	0.00	0.00	154,560.00	0.00
142 E 71100 201 934 00000 000			SOCIAL SECURITY	9,582.72	0.00	-609.07	0.00	10,191.79	-6.36
142 E 71100 204 934 00000 000			STATE RETIREMENT	0.00	0.00	0.00	0.00	0.00	0.00
142 E 71100 212 934 00000 000			MEDICARE	2,241.12	0.00	-142.46	0.00	2,383.58	-6.36
142 E 71100 429 934 00000 000			INSTRUCTIONAL SUPPLIES & MATER	372,122.91	0.00	1,248.00	0.00	370,874.91	0.34
142 E 71100 449 934 00000 000			TEXTBOOKS	220,000.00	0.00	219,222.20	0.00	777.80	99.65
142 E 71100 471 934 00000 000			SOFTWARE	570,602.50	0.00	160,030.25	0.00	410,572.25	28.05
142 E 71100 499 934 00000 000			OTHER CONTRACTED SERVICES	0.00	-310.97	-310.97	0.00	310.97	0.00
142 E 71100 599 934 00000 000			OTHER CHARGES	0.00	0.00	0.00	0.00	0.00	0.00
142 E 71200 116 934 00000 000			TEACHERS	0.00	0.00	0.00	0.00	0.00	0.00
142 E 71200 163 934 00000 000			EDUCATIONAL ASSISTANTS	0.00	0.00	0.00	0.00	0.00	0.00
142 E 71200 201 934 00000 000			SOCIAL SECURITY	0.00	0.00	-1,809.72	0.00	1,809.72	0.00
142 E 71200 204 934 00000 000			STATE RETIREMENT	0.00	0.00	0.00	0.00	0.00	0.00
142 E 71200 212 934 00000 000			MEDICARE	0.00	0.00	-423.24	0.00	423.24	0.00
142 E 71200 429 934 00000 000			SUPPLIES & MATERIALS	24,595.00	0.00	0.00	0.00	24,595.00	0.00
142 E 71200 725 934 00000 000			SPECIAL EDUCATION EQUIPMENT	51,534.40	0.00	51,534.40	0.00	0.00	100.00
142 E 72120 131 934 00000 000			MEDICAL PERSONNEL	46,656.52	0.00	0.00	0.00	46,656.52	0.00
142 E 72120 201 934 00000 000			SOCIAL SECURITY	2,892.69	0.00	0.00	0.00	2,892.69	0.00
142 E 72120 204 934 00000 000			STATE RETIREMENT	3,223.83	0.00	0.00	0.00	3,223.83	0.00
142 E 72120 212 934 00000 000			MEDICARE	676.53	0.00	0.00	0.00	676.53	0.00
142 E 72120 399 934 00000 000			OTHER CONTRACTED SERVICE	240,000.00	0.00	20,000.00	0.00	220,000.00	8.33
142 E 72120 471 934 00000 000			SOFTWARE	13,400.00	0.00	11,900.00	0.00	1,500.00	88.81
142 E 72120 499 934 00000 000			OTHER SUPPLIES AND MATERIALS	8,799.00	0.00	8,799.00	0.00	0.00	100.00
142 E 72210 189 934 00000 000			OTHER SALARIES AND WAGES	0.00	0.00	0.00	0.00	0.00	0.00
142 E 72210 201 934 00000 000			SOCIAL SECURITY	0.00	0.00	0.00	0.00	0.00	0.00
142 E 72210 204 934 00000 000			STATE RETIREMENT	0.00	0.00	0.00	0.00	0.00	0.00
142 E 72210 212 934 00000 000			MEDICARE	0.00	0.00	0.00	0.00	0.00	0.00
142 E 72210 524 934 00000 000			IN-SERVICE / STAFF DEVELOPMENT	8,020.00	0.00	0.00	0.00	8,020.00	0.00
142 E 72250 499 934 00000 000			OTHER SUPPLIES AND MATERIALS	350,000.00	0.00	257,672.00	0.00	92,328.00	73.62
142 E 72610 720 934 00000 000			PLANT AND EQUIPMENT	51,475.00	0.00	0.00	0.00	51,475.00	0.00
142 E 72620 499 934 00000 000			OTHER SUPPLIES AND MATERIALS	0.00	0.00	0.00	0.00	0.00	0.00
142 E 72620 599 934 00000 000			OTHER CHARGES	0.00	0.00	0.00	0.00	0.00	0.00
142 E 72710 146 934 00000 000			BUS DRIVERS	70,000.00	0.00	0.00	0.00	70,000.00	0.00
142 E 72710 201 934 00000 000			SOCIAL SECURITY	4,340.00	0.00	0.00	0.00	4,340.00	0.00
142 E 72710 204 934 00000 000			STATE RETIREMENT	6,727.00	0.00	0.00	0.00	6,727.00	0.00
142 E 72710 212 934 00000 000			MEDICARE	1,015.00	0.00	0.00	0.00	1,015.00	0.00

Fnd T Acct	Obj Prj Loc	Prg	Account Level Description	2021-22 Budget	November 2021-22 Monthly Activity	2021-22 FYTD Activity	Encumbered Amount	Unexpended Balance - YTD Act	2021-22 FYTD %
934			ESSER 2.0 REVENUE						
142 E 72710 412 934 00000 000			DIESEL FUEL	5,000.00	0.00	0.00	0.00	5,000.00	0.00
142 E 73100 165 934 00008 000			CAFETERIA PERONNEL	0.00	0.00	0.00	0.00	0.00	0.00
142 E 73100 201 934 00008 000			SOCIAL SECURITY	0.00	0.00	0.00	0.00	0.00	0.00
142 E 73100 204 934 00008 000			STATE RETIREMENT	0.00	0.00	0.00	0.00	0.00	0.00
142 E 73100 212 934 00008 000			MEDICARE	0.00	0.00	0.00	0.00	0.00	0.00
142 E 76100 707 934 00008 000			BUILDING IMPROVEMENTS	1,055,233.01	0.00	0.00	0.00	1,055,233.01	0.00
142 E 76100 799 934 00008 000			OTHER CAPITAL OUTLAY	300,000.00	0.00	0.00	0.00	300,000.00	0.00
142 E 99100 504 934 00000 000			INDIRECT COST	607,000.00	0.00	0.00	0.00	607,000.00	0.00
	934			4,179,697.23	-310.97	727,110.39	0.00	3,452,586.84	17.40



Account Level							2021-22	November 2021-22	2021-22	Encumbered	Unexpended	2021-22	
Fnd	T	Acct	Obj	Prj	Loc	Prg	Description	Budget	Monthly Activity	FYTD Activity	Amount	Balance - YTD Act	FYTD %
936							ESSEER PLANNING GRANT						
142	E	72210	399	936	00000	000	OTHER CONTRACTED SERVICE	175,000.00	0.00	57,500.00	0.00	117,500.00	32.86
						936		175,000.00	0.00	57,500.00	0.00	117,500.00	32.86

Fnd T Acct	Obj Prj Loc	Prg	Account Level Description	2021-22 Budget	November 2021-22 Monthly Activity	2021-22 FYTD Activity	Encumbered Amount	Unexpended Balance - YTD Act	2021-22 FYTD %
937			ESSER 3.0						
142 E 71100	116 937	00000 000	TEACHERS	153,525.00	0.00	0.00	0.00	153,525.00	0.00
142 E 71100	201 937	00000 000	SOCIAL SECURITY	9,519.00	0.00	0.00	0.00	9,519.00	0.00
142 E 71100	204 937	00000 000	STATE RETIREMENT	15,810.00	0.00	0.00	0.00	15,810.00	0.00
142 E 71100	207 937	00000 000	MEDICAL INSURANCE	34,920.00	0.00	0.00	0.00	34,920.00	0.00
142 E 71100	212 937	00000 000	MEDICARE	2,226.00	0.00	0.00	0.00	2,226.00	0.00
142 E 71100	429 937	00000 000	SUPPLIES & MATERIALS	158,497.58	0.00	0.00	0.00	158,497.58	0.00
142 E 71100	471 937	00000 000	SOFTWARE	954,636.42	0.00	0.00	0.00	954,636.42	0.00
142 E 71100	499 937	00000 000	OTHER SUPPLIES AND MATERIALS	3,375.00	0.00	0.00	0.00	3,375.00	0.00
142 E 71100	722 937	00000 000	REGULAR INSTRUCTION EQUIPMENT	25,767.20	0.00	0.00	0.00	25,767.20	0.00
142 E 71200	116 937	00000 000	TEACHERS	52,500.00	0.00	0.00	0.00	52,500.00	0.00
142 E 71200	163 937	00000 000	EDUCATIONAL ASSISTANTS	27,720.00	0.00	0.00	0.00	27,720.00	0.00
142 E 71200	201 937	00000 000	SOCIAL SECURITY	14,919.00	0.00	0.00	0.00	14,919.00	0.00
142 E 71200	204 937	00000 000	STATE RETIREMENT	24,789.00	0.00	0.00	0.00	24,789.00	0.00
142 E 71200	212 937	00000 000	MEDICARE	3,492.00	0.00	0.00	0.00	3,492.00	0.00
142 E 72120	189 937	00000 000	OTHER SALARIES AND WAGES	2,640.00	0.00	0.00	0.00	2,640.00	0.00
142 E 72120	201 937	00000 000	SOCIAL SECURITY	164.00	0.00	0.00	0.00	164.00	0.00
142 E 72120	204 937	00000 000	STATE RETIREMENT	255.00	0.00	0.00	0.00	255.00	0.00
142 E 72120	212 937	00000 000	MEDICARE	38.00	0.00	0.00	0.00	38.00	0.00
142 E 72120	399 937	00000 000	OTHER CONTRACTED SERVICE	120,000.00	0.00	0.00	0.00	120,000.00	0.00
142 E 72120	471 937	00000 000	SOFTWARE	90,000.00	0.00	0.00	0.00	90,000.00	0.00
142 E 72120	599 937	00000 000	OTHER CHARGES	51,000.00	0.00	0.00	0.00	51,000.00	0.00
142 E 72130	123 937	00000 000	GUIDANCE PERSONNEL	281,000.00	0.00	0.00	0.00	281,000.00	0.00
142 E 72130	130 937	00000 000	SOCIAL WORKERS	495,000.00	0.00	0.00	0.00	495,000.00	0.00
142 E 72130	201 937	00000 000	SOCIAL SECURITY	48,082.00	0.00	0.00	0.00	48,082.00	0.00
142 E 72130	204 937	00000 000	STATE RETIREMENT	76,464.00	0.00	0.00	0.00	76,464.00	0.00
142 E 72130	207 937	00000 000	MEDICAL INSURANCE	228,240.00	0.00	0.00	0.00	228,240.00	0.00
142 E 72130	212 937	00000 000	MEDICARE	11,214.00	0.00	0.00	0.00	11,214.00	0.00
142 E 72130	399 937	00000 000	OTHER CONTRACTED SERVICE	87,577.04	0.00	0.00	0.00	87,577.04	0.00
142 E 72210	189 937	00000 000	OTHER SALARIES AND WAGES	1,958,457.00	0.00	0.00	0.00	1,958,457.00	0.00
142 E 72210	201 937	00000 000	SOCIAL SECURITY	121,424.00	0.00	0.00	0.00	121,424.00	0.00
142 E 72210	204 937	00000 000	STATE RETIREMENT	201,721.00	0.00	0.00	0.00	201,721.00	0.00
142 E 72210	212 937	00000 000	MEDICARE	28,398.00	0.00	0.00	0.00	28,398.00	0.00
142 E 72210	524 937	00000 000	IN-SERVICE / STAFF DEVELOPMENT	611,648.27	0.00	0.00	0.00	611,648.27	0.00
142 E 72250	599 937	00000 000	OTHER CHARGES	119,139.00	0.00	0.00	0.00	119,139.00	0.00
142 E 72710	146 937	00000 000	BUS DRIVERS	41,340.00	0.00	0.00	0.00	41,340.00	0.00
142 E 72710	201 937	00000 000	SOCIAL SECURITY	6,209.00	0.00	0.00	0.00	6,209.00	0.00
142 E 72710	204 937	00000 000	STATE RETIREMENT	10,394.00	0.00	0.00	0.00	10,394.00	0.00
142 E 72710	212 937	00000 000	MEDICARE	1,453.00	0.00	0.00	0.00	1,453.00	0.00

Account Level		2021-22	November 2021-22	2021-22	Encumbered	Unexpended	2021-22
Fnd T Acct Obj Prj Loc Prg Description	Budget	Monthly Activity	FYTD Activity	Amount	Balance - YTD Act	FYTD %	
937	ESSE 3.0						
142 E 76100 707 937 00008 000	BUILDING IMPROVEMENTS	5,681,595.24	0.00	0.00	0.00	5,681,595.24	0.00
142 E 99100 504 937 00000 000	INDIRECT COST	208,041.72	0.00	0.00	0.00	208,041.72	0.00
	937	11,963,190.47	0.00	0.00	0.00	11,963,190.47	0.00

Fnd T Acct	Obj Prj Loc	Prg	Account Level Description	2021-22 Budget	November 2021-22 Monthly Activity	2021-22 FYTD Activity	Encumbered Amount	Unexpended Balance - YTD Act	2021-22 FYTD %
940			EPIDEMIOLOGY & LABORATORY ELC						
142 E 72120 105 940 00000 000			DIRECTOR	15,000.00	0.00	0.00	0.00	15,000.00	0.00
142 E 72120 131 940 00000 000			MEDICAL PERSONNEL	107,500.00	0.00	0.00	0.00	107,500.00	0.00
142 E 72120 201 940 00000 000			SOCIAL SECURITY	17,081.00	0.00	0.00	0.00	17,081.00	0.00
142 E 72120 204 940 00000 000			STATE RETIREMENT	2,642.75	0.00	0.00	0.00	2,642.75	0.00
142 E 72120 206 940 00000 000			LIFE INSURANCE	200.00	0.00	0.00	0.00	200.00	0.00
142 E 72120 207 940 00000 000			MEDICAL INSURANCE	14,760.00	0.00	0.00	0.00	14,760.00	0.00
142 E 72120 212 940 00000 000			MEDICARE	3,994.75	0.00	0.00	0.00	3,994.75	0.00
142 E 72120 355 940 00000 000			TRAVEL	1,000.00	0.00	0.00	0.00	1,000.00	0.00
142 E 72120 399 940 00000 100			OTHER CONTRACTED SERVICE	245,000.00	0.00	0.00	0.00	245,000.00	0.00
142 E 72120 413 940 00000 000			DRUGS & MEDICAL	1,566.98	0.00	0.00	0.00	1,566.98	0.00
142 E 72120 735 940 00000 000			HEALTH EQUIPMENT	248,000.00	0.00	0.00	0.00	248,000.00	0.00
142 E 72130 189 940 00000 000			OTHER SALARIES AND WAGES	153,000.00	0.00	0.00	0.00	153,000.00	0.00
142 E 72130 399 940 00000 000			OTHER CONTRACTED SERVICE	280,000.00	0.00	0.00	0.00	280,000.00	0.00
142 E 72130 499 940 00000 000			OTHER SUPPLIES AND MATERIALS	57,000.00	0.00	0.00	0.00	57,000.00	0.00
142 E 76100 707 940 00008 000			BUILDING IMPROVEMENTS	275,000.00	0.00	0.00	0.00	275,000.00	0.00
	940			1,421,745.48	0.00	0.00	0.00	1,421,745.48	0.00

Fnd T Acct	Obj Prj Loc	Prg	Account Level Description	2021-22 Budget	November 2021-22 Monthly Activity	2021-22 FYTD Activity	Encumbered Amount	Unexpended Balance - YTD Act	2021-22 FYTD %
950			CIVICS SEAL GRANT						
142 E 71100 195 950 00000 000			CERTIFIED SUBSTITUTE TEACHERS	241.00	0.00	0.00	0.00	241.00	0.00
142 E 71100 201 950 00000 000			SOCIAL SECURITY	43.40	0.00	0.00	0.00	43.40	0.00
142 E 71100 212 950 00000 000			MEDICARE	10.15	0.00	0.00	0.00	10.15	0.00
142 E 71100 429 950 00000 000			SUPPLIES & MATERIALS	3,294.50	0.00	3,294.50	0.00	0.00	100.00
142 E 71100 471 950 00000 000			SOFTWARE	50.00	0.00	50.00	0.00	0.00	100.00
142 E 71100 599 950 00000 000			OTHER CHARGES	570.24	0.00	560.00	0.00	10.24	98.20
142 E 72210 524 950 00000 000			IN-SERVICE / STAFF DEVELOPMENT	4,500.00	0.00	0.00	0.00	4,500.00	0.00
142 E 72710 146 950 00000 000			BUS DRIVERS	588.00	144.00	144.00	0.00	444.00	24.49
142 E 72710 201 950 00000 000			SOCIAL SECURITY	36.46	8.92	8.92	0.00	27.54	24.47
142 E 72710 204 950 00000 000				0.00	13.84	13.84	0.00	-13.84	0.00
142 E 72710 204 950 10000 100			STATE RETIREMENT	56.51	0.00	0.00	0.00	56.51	0.00
142 E 72710 212 950 00000 000			MEDICARE	9.74	2.08	2.08	0.00	7.66	21.36
142 E 72710 412 950 00000 000			DIESEL FUEL	600.00	0.00	0.00	0.00	600.00	0.00
	950			10,000.00	168.84	4,073.34	0.00	5,926.66	40.73

Account Level		2021-22	November 2021-22	2021-22	Encumbered	Unexpended	2021-22
Fnd T Acct	Obj Prj Loc Prg Description	Budget	Monthly Activity	FYTD Activity	Amount	Balance - YTD Act	FYTD %
951	HQIM LITERACY IMPLEMENTATION N						
142 E 71100 429 951 00000 000	SUPPLIES & MATERIALS	5,000.00	0.00	0.00	0.00	5,000.00	0.00
142 E 72210 399 951 00000 000	OTHER CONTRACTED SERVICE	73,000.00	0.00	0.00	0.00	73,000.00	0.00
142 E 72210 524 951 00000 000	IN-SERVICE / STAFF DEVELOPMENT	5,000.00	0.00	0.00	0.00	5,000.00	0.00
	951	83,000.00	0.00	0.00	0.00	83,000.00	0.00

Number of Accounts: 473

\*\*\*\*\* End of report \*\*\*\*\*

Intent to Apply/Research								
looking for funding	To assist Operations Department in supporting more school bus radios							
looking for funding	Play ground equipment							
Grants Awarded								
ARP 2.0 Homeless Grant	3 year term	<b>\$108,626.44</b>	in collaboration with Director of Attendance and Chief Students Supports Officer					
ELC Epidemiology & Laboratory Capacity Grant	Epidemiology - the branch of medicine which deals with the incidence, distribution, and possible control of diseases and other factors relating to health.			<b>\$1,421,745.48</b>	in collaboration with Director of Coordinated School Health			
Middle School CTE Career Exploration Grant and STEM Start-Up & Exploration Grant	<b>\$18,503.06</b> in collaboration with Director of CTE including Sulphur Springs 8th grade Science Teacher and DBHS Electrical							
Grants Managed								
Propane Buses	Providing final documentation and check is expected to be mailed				<b>WCG \$54,000</b>			
Civics Grant	Contract for Voting Rights PD for 40 teachers 6-12) and continuation of other budgeted items					<b>\$10,000</b>	ON GOING	
LEAPS	Documents, Financial, Timesheets, Preparing Budget for routine approval				<b>\$50,000</b>	<b>plus roll over of \$20,476.40</b>		ON GOING
ESSER Science GUIDE	Created a cross-walk document connecting CER CASE PACING GUIDE WITH MIDDLE SCHOOL 3-D SCIENCE STANDARDS AND ESSER FUNDED SCIENCE RESOURCES							
Provide assistance with QUEST Foundation	Meeting with QUEST Board about applications							
Working on TSIN STEM Designation application process with 2 elementary schools that will serve as the pilot								

## SOURCWELL PROPOSAL #071819-PTA

10/26/21

**To:** Daniel Boone High School  
**From:** Sam Melchior  
**Job Name:** Basketball Goal Replacement  
**Job Location:** Jonesborough, TN  
**Estimated Delivery:** April 1, 2022

We propose to furnish material and labor necessary for the completion of:

Product Number	Product Name	Line Item Pricing	Total Price
90FOLD32Perp10	Forward Fold Backstop 32'	\$2,800.00	\$11,200.00
90FOLD32Para10	Forward Fold Backstop 32'	\$3,100.00	\$6,200.00
713	Electric Winch	\$1,250.00	\$7,500.00
208	Glass Backboard	\$730.00	\$4,380.00
22302	Powr-Flex Goal	\$360.00	\$2,160.00
32600	Backboard Padding	\$180.00	\$1,080.00
Backinstall4	Install of Backstop	\$1,700.00	\$10,200.00
FCInstall1	Field Check Required	\$400.00	\$400.00
Removal3	Removal of existing	\$1,000.00	\$6,000.00
LOADINSTALL	Unloading of equipment	\$800.00	\$800.00
Freight	Freight	\$1,800.00	\$1,800.00
USED TAX	State and County Tax		\$2,944.00

**TOTAL PRICE DELIVERED, REMOVED, AND INSTALLED: \$54,664.00**

**NOTES:**

- Pricing does not include any dumpsters – client to provide method of disposal
- Pricing does not include any electric
- Pricing includes a lift rental
- Pricing includes removal of existing structure and installation of new product
- *Client is responsible for removal side court goal winches as discussed (they are under the bleachers)*
- **Backstops include**
  - o Glass Backboard with protective padding
  - o Powr-Flex II Goal
  - o Electric Winch with Key Switch Operation
- Pricing includes Delivery for April 1 (Lead time of 16-20 Weeks) – additional fees will be applied if client delays delivery
- Install crew must have complete access to gym for a full 5 working days (7AM- 7PM)

If you have any questions please contact me directly at 502-912-9808 or smelchior@toadvine.com

**PURCHASER:** \_\_\_\_\_ **Date:** \_\_\_\_\_  
(Signature) (Printed Name)

A 10% Retainage allowed on disputed accounts until resolved, 90% due as per above terms.  
**PAYMENT TERMS ARE NET 20 DAYS. A SERVICE CHARGE AT THE RATE OF 1.5% PER MONTH WILL BE ADDED ON PAST DUE ACCOUNTS.**  
 Signing this quotation denotes a contract when accepted and approved and will be subject to terms and conditions of this quotation and Page 2 general terms & conditions.  
 Return signed original of this quotation and Page 2 general conditions to place an order, If sales tax is not applicable, please provide certificate of exemption.

## SOURCWELL PROPOSAL #071819-PTA

10/26/21

**To:** David Crockett High School  
**From:** Sam Melchior  
**Job Name:** Basketball Goal Replacement  
**Job Location:** Jonesborough, TN  
**Estimated Delivery:** April 1, 2022

We propose to furnish material and labor necessary for the completion of:

Product Number	Product Name	Line Item Pricing	Total Price
90FOLD32Perp13	Forward Fold Backstop 32'	\$4,300.00	\$25,800.00
90Crad05	Full Cradle Drop under 5'	\$1,500.00	\$9,000.00
90Bridge20	Bridge Pipe	\$400.00	\$2,400.00
Backinstall5	Install of Backstop	\$3,000.00	\$18,000.00
FCInstall1	Field Check Required	\$400.00	\$400.00
Removal3	Removal of existing	\$1,000.00	\$6,000.00
LOADINSTALL	Unloading of equipment	\$800.00	\$800.00
USED TAX	State and County Tax		\$3,701.00

**TOTAL PRICE DELIVERED, REMOVED, AND INSTALLED: \$66,101.00**

**NOTES:**

- Pricing does not include any dumpsters – client to provide method of disposal
- Pricing does not include any electric
- Pricing includes a lift rental
- Pricing includes removal of existing structure and installation of new product
- Bridge piping is required per engineer because of 15' spacing between beams
- **Backstops include**
  - o Glass Backboard with protective padding
  - o Powr-Flex II Goal
  - o Electric Winch with Key Switch Operation
- Pricing includes Delivery for April 1 (Lead time of 16-20 Weeks) – additional fees will be applied if client delays delivery
- Install crew must have complete access to gym for a full 5 working days (7AM- 7PM)

If you have any questions please contact me directly at 502-912-9808 or smelchior@toadvine.com

PURCHASER: \_\_\_\_\_ (Signature) \_\_\_\_\_ (Printed Name) Date: \_\_\_\_\_

A 10% Retainage allowed on disputed accounts until resolved, 90% due as per above terms.  
**PAYMENT TERMS ARE NET 20 DAYS. A SERVICE CHARGE AT THE RATE OF 1.5% PER MONTH WILL BE ADDED ON PAST DUE ACCOUNTS.**  
 Signing this quotation denotes a contract when accepted and approved and will be subject to terms and conditions of this quotation and Page 2 general terms & conditions.  
 Return signed original of this quotation and Page 2 general conditions to place an order, If sales tax is not applicable, please provide certificate of exemption.

**From:** Mitch Meredith [mailto:[MMeredith@washingtoncountyttn.org](mailto:MMeredith@washingtoncountyttn.org)]  
**Sent:** Wednesday, November 10, 2021 12:15 PM  
**To:** Jerry Boyd  
**Cc:** Brad Hale; Joe Grandy; Jodi Jones; Sherry Greene  
**Subject:** Repayment of 2013 Rural School Debt - BOE Request

Director Boyd,

As you may be aware, the county commission retired the 2013 Rural School Debt last month using county reserves to do so. That debt was being retired from the BEP capital allocation. Based on the 2013 debt schedule, the school system is currently responsible for the following.

	Remaining Debt Service	Projected School Pmts	Remaining School Obligation
7/15/2021	242,350.00		
1/15/2022	13,975.00	260,000.00	771,399.00
7/15/2022	243,975.00		771,399.00
1/15/2023	11,100.00	260,000.00	511,399.00
7/15/2023	251,100.00		511,399.00
1/15/2024	7,500.00	260,000.00	251,399.00
7/15/2024	252,500.00		251,399.00
1/15/2025	3,825.00	251,399.00	-
7/15/2025	258,825.00		-
Total	1,285,150.00	1,031,399.00	
6-30-21 Reserve	(253,751.00)		
	1,031,399.00		

At today's budget committee meeting, the committee wanted to extend to the BOE the option of eliminating the future funding obligation by making a current year payment of \$970,000 (the principal amount of bonds due in July 2022, 2023, 2024 and 2025) in lieu of the above \$1,031,399. The committee would like to have an answer from the BOE at the committee's December meeting. Should you or Brad have any questions, please let me know.

Thank you for all you are doing for our students and teachers.

**Mitch Meredith**  
*Director of Finance & Administration*  
 423.753.1847



# TCI Group

## Jerry Petzoldt Agency, LLC

*Marketing Proposal*  
*for the*  
*Washington County*  
*Department of Education*  
**Boones Creek Middle School Property**  
4352 N Roan St.,  
Johnson City, TN

PREPARED FOR: :




**WASHINGTON**  
COUNTY SCHOOLS  
INSPIRE • STRIVE • THRIVE



Innovators in Commercial Real Estate Services

Kingsport: (423) 230-0255  
Bristol: (423) 968-7173

FOUNDED IN 1996



**Proposal Contents:**

- I. TCI Group Letter of Interest
- II. TCI Group Agency Profile
- III. WCDOE RFQ1 Documents
- IV. Non-Collusion Affidavit
- V. Addendum to Agreement
- VI. Substitute IRS Form W9
- VII. TCI Group Past Performance
- VIII. TCI Group Professional Staff
- IX. TCI Group Project Team
- X. Schedule of Work
- XI. References
- XII. Commercial MLS Brochure
- XIII. Courthouse Retrieval System Report
- XIV. Exclusive Right to Sell Listing Agreement



TCI Group-Jerry Petzoldt Agency LLC

Leaders in Commercial Real Estate

---

October 26, 2021

Dr. Jarrod Adams  
405 W College Street  
Jonesborough, TN 37659

SUBJECT: LETTER OF INTEREST FOR REAL ESTATE SERVICES BOONES CREEK SCHOOL 12 ACRES

Dear Dr. Adams,

On behalf of TCI Group-Jerry Petzoldt Agency, LLC, we submit our Letter of interest and provide the following information in accordance with the Request for Qualification's (RFQ's) dated October 7, 2021, from Washington County Department of Education Purchasing Department.

**1. Company Background**

**a. How long has the company been in business?**

- TCI Group established 1996, 25 Years.
- Jerry Petzoldt Principal Broker Licensed 1971, 50 Years.

**b. List of similar properties sold in the past five years.**

- Morristown-28 Acres Pre-Development commercial Site \$3m (2021) Private Developer KY Buyer
- Greenville-50 Acres Pre-Development Industrial Site \$1.3m (2021) Greene County ECD Buyer
- Johnson City-3.25 Acres Boones Creek Road Pre-Development commercial site \$850k (2021) Private User Buyer
- Kingsport-4.5 Acre Stone Drive Re-development site \$575k (2021) Private User Buyer
- Kingsport-14.5 Acres Former Wal Mart Site Stone Drive Redevelopment site to townhouse residential \$550k (2021) Private residential developer Buyer
- Gray-30 Acres Subdivision site \$750k (2021) Private residential developer Buyer
- Kingsport-27.5 Acres Vacant Highway 11W \$485k (2021) Single user for commercial storage Buyer
- Blountville-21.5 Acres Hwy 394 \$1.7m (2021) Pre-Development mixed commercial residential developer Buyer
- Morristown-1.7 Acres Traffic Light Corner AJ Highway \$680k (2021) Tunnel Car Wash Site Buyer

221 Cumberland Street  
Kingsport, TN 37660  
423-230-0255 Kingsport  
423-915-0911 Johnson City  
[www.tcigroup.com](http://www.tcigroup.com)

- **Morristown-2.0 Acres Site \$500k (2021) Private Investor Developer Spec Site Buyer**
- **Kingsport-70 Acres Pre-Development Residential Mixed Residential Master Plan Site single family and apartments \$1.7m**

**c. Company organizational chart including qualifications of owners and agents**

**1. Jerry Petzoldt-TCI Founder 1996, President, CEO, Principal Broker, 100% Stockholder**

**Jerry Petzoldt, CEO & President of TCI Group-Jerry Petzoldt Agency LLC, has facilitated commercial real estate brokerage and development for 50 Years and was awarded REALTOR EMERITUS by the National Association of REALTORS. In 2021, Jerry became the first broker in North America approved as an individual commercial member of NAI Global Unlimited network. NAI Global is a leading global commercial real estate brokerage firm Worldwide.**

**Jerry has a keen interest in regional economic development and is a recognized leader in commercial real estate as demonstrated by his many contributions including serving on the Board of Directors at the Northeast Tennessee Association of Realtors (NETAR) as Director and Division Vice President of Communications. He was also instrumental in establishing a Commercial and International Division at NETAR where he was awarded the Above and Beyond Award in recognition of his outstanding leadership in enhancing NETAR's media relationships and for his unwavering commitment while founding NETAR's Commercial CMLS Division as chair for 6 years.**

**Jerry was a co-founding partner in the forming of the Northeast Tennessee Technology Council and was awarded the TechStars Champion Award for his contribution to regional development and service to the technological community. He was also awarded the 2000-2010 Groundbreaker Award for his role in the co-founding of the council. He was named Business Tennessee magazine's top 101 most influential people in the state's commercial real estate industry for five consecutive years.**

**He has an associate degree in architecture and a Broker's license in Tennessee, Virginia, and Florida. He is also a certified residential appraiser in Tennessee and awarded the SRA designation in 1976 from the Appraisal Institute in Chicago.**

**He is a Realtor Emeritus member of National Association of Realtors, Northeast Tennessee Association of Realtors – Commercial Member and member of the American Institute of Real Estate Appraisers.**

**"Some of the most challenging real estate successes include the development of Eastman Global Technology Center at Med Tech Park in Johnson City, BAE and US Army Corporate Office Building at Holston Defense in Kingsport and the sale of the Mildred Gumm family farmland now known as The Pinnacle retail and**

entertainment center in Bristol. The sale of a 20 acres retail center ground lease for \$10m and re-developed into Holston Valley Medical Center on Stone Drive in Kingsport and sale of the historic Model Mill in Johnson City. Every property and every client provide a new professional challenge that I enjoy. “

“Unlike most real estate brokers’, my personal investments are in our clients and TCI Associates, not real estate. I am often asked “how do you keep up with all your real estate?” My answer surprises most; it is easy as all I own is my personal home, a 40-acre farm and a 65’ houseboat on South Holston Lake! Our clients own the real estate, and our TCI Associates serve their needs. The Associates within TCI Group have in depth commercial experience and represent our clients in selling, leasing, buying and developing. They are the most important part of our business. We help our clients build wealth in real estate and provide solutions to their real estate needs. It is that simple.”

Mr. Petzoldt has been in the commercial real estate business since 1971 and began his career as a commercial real estate appraiser in Clearwater, Florida. In 1982, Jerry relocated his family to Blountville, Tennessee to establish his commercial real estate firm as East Tennessee Realty Group and in 1996, changed the company name to TCI Group – Jerry Petzoldt Agency, LLC, as the founder and regional partner of the first commercial real estate firm in the Tri-Cities Region of Northeast Tennessee and Southwest Virginia specializing exclusively in commercial and industrial real estate.

2. **June Lowe-TCI Office Manager since 1999**
3. **Nina Heffner-TCI Technology Manger since 2000**
4. **Jackie Hewitt VP, TN Broker full time since 2002**
5. **Brenda Clarke VP, TN Broker full time since 2002**
6. **Gary Sproles VP, TN Affiliate Broker full time since 2006**
7. **Don Fenley-TCI Data Partner and Economic Advisor since 2008**
8. **Glenn Perkins VP, TN, VA Affiliate Broker full time since 2014**
9. **Cassie Petzoldt, VP, TN Affiliate Broker full time since 2015**
10. **Austin Ramsey-TCI Data Technology Advisor 2016**
11. **Lynn Shipley VP, TN Affiliate Broker full time since 2018**
12. **Shea Sproles VP, TN Affiliate Broker full time since 2019**
13. **Ed Mahaffey VP, TN Affiliate Broker full time since 2020**
14. **Mark Blizard VP, TN Affiliate Broker full time since 2020**

## **2. Agent Background**

**Ed Mahaffey VP-** Ed comes to the TCI Group after a career that spanned 45 years in the construction and building materials industry where he worked closely with residential, commercial and industrial customers.

**Mr. Mahaffey retired in July 2020 from Builders FirstSource LLC, the nation's largest full-service professional builder supply, where he most recently served as Regional Pro Sales Manager. Previously he served as Vice-President of Operations for Tindells Inc. in Knoxville, Tennessee. His industry experience includes professional sales management, sales training, manufacturing, production, purchasing, supply-chain negotiations and multiple facility supervision. He also has an extensive background in a wide variety of corporate environments including human resources, financial analysis, budget management and operations management. Ed has completed training in Lean Manufacturing, Continuous Process Improvement and APICS Operations Management.**

**Ed holds a Bachelor of Science degree in Business Administration from Tusculum College in Greenville Tennessee where he was named to the 1985 "Who's Who in American Colleges". Ed received the *Pro Sales* Excellence in Sales award for 2004 and was named the *Pro Sales* "Dealer of the Year" in 2007. He is a past president of the Credit Bureau of Bristol and the Bristol Tennessee Civil Service Commission. He has also served as the Secretary and Treasurer of the Kiwanis Club of Kingsport. Ed believes strongly in communication, providing feedback and keeping the client's interest on top-of-mind. He looks forward to providing solutions for our customers in the Tri-Cities.**

- b. Kingsport-70 Acres Pre-Development Residential Mixed Residential Master Plan Site \$1.7m**
- c. 1 Year**

### **3. Marketing Plan**

- a. TCI Group Digital DATA BASE has acquired over 14,000 business email and direct-mail addresses for all businesses located in the 7-county region of NE TN. We surgically email property information to business contacts that are target prospects for the properties we market. We place the information about the property we market in their inbox. TCI owns the 2021 ICSC members email mailing list of 14,500 members nationwide and surgically emails information to these target groups. TCI has a local investor email list of 2,000 commercial property owners that purchased commercial real estate in the region since 2016. TCI has a direct mail list of all commercial property owners for delivering high quality property post cards in their mailbox. TCI Group subscribes to and post all property listings on TCIGROUP.COM, CREXI.COM, NAI.COM, NETARCMLS.COM, BJOURNAL.COM, LOOPNET.COM, and COMMERCIALSOURCE.COM which are filtered to additional digital affiliated network websites. TCI Associates business and client networks, and most importantly, TCI Group Yellow Branded Property Sign you know installed on each property we market.**

#### **4. Fee Schedule and Recommended Sales Price**

- a. TCI brokerage fee is 6% of the property sale price paid at closing. TCI Group is a cooperating member firm of NETAR CMLS and shares fee with cooperating brokers that represent buyers for the property. TCI has reviewed the property appraisal provided prior to the demolition of the improvements and was advised of a prior offering consideration of \$800,000. Considering the additional cost of demolition of \$380,000 since price consideration, the equivalent offering price today would be \$1,180,000. Our research shows the last public offering price for the property published on NETAR CMLS was \$1,400,000 prior to demolition of improvements. Thus, considering a typical negotiating discount of 6% plus cost to demo the improvements would indicate a price of \$936,000.

TCI has valued the property under the Development Approach to value. The upper part of the property or former sports field is level and contains approximately 5.3 acres usable compared to 6.9 acres as measured by boundary line including unusable slopes thus losing 1.6 acres of non-usable land or 18% of gross land area. The highest and best use for this part of the property is considered high density residential from single family townhouse to multi-family. Land sales for this type of residential use ranges from \$25,000 to \$100,000 per acre depending on the amount of usable acreage and cost to develop the sites topography. The subject 5.3 Acre area is "shovel ready for development" excluding access from exiting public streets. TCI broker's opinion is the "as is where is" sale value for this area ranges from \$45,000 to \$85,000 per usable acre or \$238,500 to \$450,500 sale price or \$255,000 to \$480,000 offering price to include a 6% negotiating discount.

The frontage property on North Roan Street has a much higher value with a highest and best use forecasted to be for commercial use "out parcels" for users such as fast-food restaurants, fueling market, retail, medical and special use. Out parcel sale values range from \$500,000 to \$700,000 per usable acre on 4-lane high traffic roads in the region. Location, site conditions and competition all impact the value. The frontage land undeveloped area including non-usable slopes measures approximately 5.5 acres. The development concept plan TCI has sketched would include a 50' right of way for a new public street access from the existing traffic light center to the front of the residential tract. This would create two corner out parcels with a traffic light controlled intersection and one frontage out parcel with existing curb cut. Based on these concept hypothetical conditions, TCI has estimated the value of the raw land frontage "as is where is" earmarked forecasted for commercial development use. The resulting net value for this land is what a land developer might pay for the land to acquire, engineer, subdivide and develop to create a similar concept plan for commercial out parcel and a 5-acre residential tract.

TCI recently sold a similar undeveloped commercial frontage tract on Boones Creek Road at \$264,500 per undeveloped acres containing 3.25 acres. The site was then subdivided into 3 out parcels with one parcel now under construction by the owner for a automotive service facility. The site development cost to include site grading, deceleration and acceleration lane, detention pond, public street for rear access and utilities to service all 3 lots cost approximately \$200,000 per acre. Thus, based on this current factual cost, a development proforma model was developed for the subject property in order to abstract the net land value prior to sale and development.

Subject Undeveloped Frontage Land	
5.50 Acres x \$260,000 per acres =	\$1,430,000
Less: Demo Cost Incurred	(\$ 380,000)
Less Real Estate Commission 6%	(\$ 85,800)
	-----
Raw Land Frontage "As is Where Is" Value	\$964,200
Value for 5.5 Acres Land \$238,500 (LOW)	+ \$238,500
	-----
Indicated Sale Price 12 Acre Tract	= \$1,202,000 (1)
Add 6% Negotiating Discount for List Price	= \$1,280,000
Rounded to Suggested List Price	\$1,300,000 (LOW)
Sale Value for 5.5 Acres Land @ \$450,500 (HIGH)	\$1,414,700 (2)
Add 6% Negotiating Discount for List Price	= \$1,505,000)
Rounded to Suggested List Price	= \$1,500,000 (HIGH)

**List Price Recommendation Range: \$1,300,000 to \$1,500,000**

**NOTE: (1) Sale Value including 5.5 Acres at \$238,500  
(2) Sale Value including 5.5 Acres at \$450,500**









# JERRY PETZOLDT AGENCY LLC

KINGSPORT, TENNESSEE



Jerry Petzoldt AGENCY, LLC

Established 1996

## COMMERCIAL PROPERTY SERVICES

Retail, Office, and Industrial  
Property Sales and Leasing  
Land Sales and Leasing  
Property Site Searches  
Build-To-Suit and Existing  
Facilities Evaluation  
Investment & Development  
Counseling  
Development Land Acquisitions  
Tax Free Exchanges  
Broker Price Opinions  
Planning and Consulting  
Net Lease and CRE Investment  
Analysis

## OTHER SERVICES

Commercial Market Profiles and  
Trends  
Regional Commercial Property  
Sales and Leasing Data  
Housing Market Trends  
Economic/Demographic  
Statistics

## TRI-CITIES TN/VA

423-230-0255

423-915-0911

## AGENCY PROFILE

TCI Group is the first and largest commercial real estate group in the Tri-Cities region of Northeast Tennessee and Southwest Virginia. Our team of expert, knowledgeable brokers is experienced and skilled in every facet of commercial real estate, drawing on a vast network of affiliations to provide comprehensive real estate services. Specializing exclusively in commercial properties allows us to focus our efforts where it serves our clients best -- office, retail, commercial, financial, medical, industrial, land, hospitality, and government properties along with all types of commercial real estate investing.

## REGIONAL LEADER

- The TCI Group consists of two independently owned agencies: The Jerry Petzoldt Agency headquartered in Kingsport, Tennessee; Lowry & Foster, Inc. with an office in Bristol, Tennessee. We maintain the largest inventory of commercial properties in the region represented by 12 agents, several holding dual state licenses in Tennessee and Virginia.
- Jerry Petzoldt, CEO & President of TCI Group-Jerry Petzoldt Agency LLC, has been involved in commercial real estate brokerage and development for 50 Years and has been awarded REALTOR EMERITUS by the National Association of REALTORS. In 2021, Jerry became the first broker in North America approved to become an individual member of NAI Global Unlimited. NAI Global is a leading global commercial real estate brokerage firm. Other honors include one of the top 101 most influential people in the commercial real estate industry for five consecutive years by Business Tennessee magazine. Petzoldt was also awarded the TechStar Champion Award by the Northeast Tennessee Technology Council (NETTC) for his contribution to regional development and service to the technological community.
- Jerry Petzoldt and the TCI Group-Jerry Petzoldt Agency led the regions commercial property sector by spearheading the establishment of a Commercial Multiple Listing Service (CMLS) at the Northeast Tennessee Association of Realtors (NETAR).

## PARTIAL CLIENT LIST

Eastman Credit Union  
Holston Medical Group  
First Horizon Bank  
Pal's  
Charter Spectrum  
Smoothie King  
Comfort Inn  
SaladWorks  
HomeTrust Bank  
Eastman Chemical Company  
Advance Auto  
Captain D's  
Ballad Health  
Johnson City Chamber  
TruPoint Bank  
BAE Systems  
Bank of Tennessee  
Walgreens  
Popeye's Chicken  
First Community Bank  
American Red Cross  
Best Western  
Starbucks Coffee  
Tractor Supply  
Ultimate Shine 3 Minute Car Wash  
Longhorn Steakhouse  
City of Kingsport  
Taco Johns  
Verizon  
Regions Bank  
Aspen Dental  
Pizza Hut  
Lowe's  
Wendy's  
SunTrust Bank  
Aldi  
Chick-fil-A



## REGIONAL LEADER

- Membership in multiple national, regional and local associations including National Association of Realtors (NAR) and NETWORKS Sullivan County Partnership.

### Comprehensive Marketing -

- Property Signs - our regionally recognized and highly visible property signs and banners.
- Online Technology - We incorporate our property listings via our website and with most major commercial property websites including NETAR Commercial Multiple Listing Service, Commercial Exchange, NAI Global, and CREXi.
- We also share our property listings with many city, county and regional economic development group websites, along with local media and regional interest sites. We also maintain an active presence in social media including LinkedIn and Facebook.

## AGENT LIST

Jerry Petzoldt, President	423-677-2486	jerrypetzoldt@tcigroup.com
Glenn Perkins, Vice President	423-956-5707	glenn@tcigroup.com
Jackie Hewitt, Vice President	423-292-1000	jhewitt@tcigroup.com
Gary Sproles, Vice President	423-612-0617	garysproles@tcigroup.com
Cassie Petzoldt, Vice President	423-677-2344	cassiepetzoldt@tcigroup.com
R. Lynn Shipley, Vice President	423.612.4905	lynnshipley@tcigroup.com
Shea Sproles, Vice President	423-612-2646	sheasproles@tcigroup.com
Brenda Clarke, Vice President	423-737-0911	bclarke@tcigroup.com
Mark Blizard, Vice President	423-329-1734	mblizard@tcigroup.com
Ed Mahaffey, Vice President	423-430-4215	edmahaffey@tcigroup.com

Jerry Petzoldt, CEO, President

Mailing Address:  
221 Cumberland Street  
Kingsport, TN 37660

423-230-0255

423-915-0911

October 7, 2021

RFQ # \_\_\_\_\_

**Request for Qualifications (RFQs) for the  
Washington County Department of Education  
Purchasing Department  
405 W. College Street  
Jonesborough, TN 37659**

RFQs must be submitted to Dr. Jarrod Adams, Purchasing Agent at  
405 W. College Street, Jonesborough, TN 37659.

RFQs must be received by 2:00 p.m., Wednesday, October 27, 2021.

\*\*\*\*\*

**Qualifications Requested: Real Estate Agencies to Provide Services for Marketing,  
Selling, and Closing of Property at the Boones Creek Middle School Property.  
4352 N. Roan St Johnson City, TN 37615.**

\*\*\*\*\*

The Washington County Department of Education reserves the right to reject any  
and/or all submittals, waive any informalities in the proposals received, and to accept  
any which, in its opinion, may be for the best interest of the school district.

\*\*\*\*\*

The Washington County Department of Education will be non-discriminatory in the  
purchase of all goods and services on the basis of race, color or national origin.

\*\*\*\*\*

**Note: ALL RFQs MUST BE SIGNED**

All RFQs received are subject to the terms and conditions contained herein. The  
undersigned Offeror acknowledges having received, reviewed, and agrees to be bound  
to these terms and conditions, unless specific written exceptions are otherwise stated.

**PLEASE PROVIDE THE FOLLOWING INFORMATION:**

Company Name: TCI Group - Jerry Petzoldt Agency  
Mailing Address: 221 Cumberland Street  
City, State & Zip Code: Kingsport, TN 37660  
Phone No.: 423-230-0255 Fax No.: \_\_\_\_\_  
E-Mail Address: jerrypetzoldt@tcigroup.com  
Contact Person: Jerry Petzoldt  
Company Title: CEO PRINCIPAL BROKER  
Signature: [Signature] CELL 423-677-2486

WASHINGTON COUNTY DEPARTMENT OF EDUCATION  
405 W. College Street  
Jonesborough, TN 37659  
(423) 753-1100

October 7, 2021

RFQ #   1  

**REQUEST FOR QUALIFICATIONS**  
(For Real Estate Services / Boones Creek Middle School)

Sealed envelopes containing RFQs must be sent to the attention of Dr. Jarrod Adams, Purchasing Agent and addressed to the Washington County Department of Education, 405 W. College Street, Jonesborough, TN 37659. Eight (8) copies of a RFQ is required and submitted in one (1) sealed envelope. In the lower left corner of the envelope, print your company name, RFQ Number and the required time and date for RFQ submission. RFQ documents may be secured from the Purchasing Agent at the above address or via email upon request to Dr. Jarrod Adams at [adamsj@wcde.org](mailto:adamsj@wcde.org)

RFQs must be received by the Purchasing Agent by 2:00 p.m., Wednesday, October 27, 2021.

RFQs received after the designated time will be considered late and will not be accepted.

Real Estate Agency TCI Group - Jerry Petzoldt Agency, LLC  
(Company Name)



WASHINGTON COUNTY DEPARTMENT OF EDUCATION  
405 W. College Street  
Jonesborough, TN 37659  
Phone: 423-753-1100  
October 7, 2021

RFQ # 1  
Page 1

Sealed RFQs, addressed to the Washington County Department of Education, 405 W. College Street, Jonesborough, TN 37659, Attention: Dr. Jarrod Adams, will be accepted until 2:00 p.m., Wednesday, October 27, 2021.

1. Rights of Owner - The Washington County Board of Education reserves the right to reject any or all RFQs or any part thereof, to waive technicalities and informalities, and to accept any which, in its opinion, may be in the best interest of the school district.
2. Clarification of RFQ Document - Should an agency find discrepancies in or omissions from the RFQ document or should he be in doubt as to its meaning, he shall at once request clarification of the Owner. Please contact Purchasing Agent: Dr. Jarrod Adams- Phone:423-753-1100 Email: [adamsj@wcde.org](mailto:adamsj@wcde.org)
3. Awarding of Contracts - The Owner reserves the right to award one contract for all items or to award individual contracts item by item. This contract will be awarded to one (1) agency.
4. Invoices will be returned for correction unless they contain the following information: Purchase Order Number; Item Numbers; Description of Item; Quantity; Unit Price; Extensions; and Total.
5. Delivery of Goods and Services - It is understood and agreed that this RFQ shall constitute an offer which, when approved by the School Board and accepted in writing by the Purchasing Department, will constitute a valid and binding contract between the undersigned and the Washington County Department of Education. Failure to supply needed services will result in removal of your firm from our list of bidders for at least six (6) months.
6. Meeting Specifications - By my written signature on this RFQ, I (we) agree and certify that all items included in the RFQ meet or exceed any and all specifications covering such items. I (we) further agree, if awarded a contract, to deliver service which meets or exceeds the specifications. Failure to comply with this section will result in removal of your firm from our list of agencies for at least six (6) months. This penalty does not preclude action to enforce specific performance.
7. Service - All Real Estate Agencies are required to have adequate service agents located near Johnson City. Service agents must be employed by the agency or designated by him as his authorized agent on a full-time basis.



8. Declaration/Statement by Bidder - The respondent hereby states that he, his company, or any of its employees, agents, officers or proposed subcontractors have \_\_\_\_\_ have not \_\_\_\_\_ violated or participated in a violation of (please indicate appropriate answer and be specific) been convicted, or pled "nolo contendere" to any act involving an unlawful restraint of trade such as, but not limited to violations of the Sherman Act (15 U.S.C. § 1-2), the Racketeer Influenced and Corrupt Organizations Act (18 U.S.C. 1961-1968), the Hobbs Act (18 U.S.C. §1961), the mail or wire fraud statutes (18 U.S.C. §1341,1343), the false statements statute (18 U.S.C. §1001), the Tennessee Anti-Trust Act (T.C.A. § 47-25-101) or similar state or federal law. Respondent further states that he, his company or any of its officers, agents, or employees have \_\_\_\_\_ have not \_\_\_\_\_ (please indicate appropriate answer) been debarred by any governmental agency (Federal, state, or local). If your response is affirmative, please explain circumstances and the occasion. **Failure to complete this statement shall be cause for your RFQ being considered non-responsive to this RFQ Proposal Form and subject to rejection.**
9. In submitting this RFQ, you are certifying that you are aware of the requirements imposed by T.C.A. §49-5-413(d) to conduct criminal background checks through the Tennessee Bureau of Investigation and the Federal Bureau of Investigation on yourself and any of your employees who may come in direct contact with students or who may come on or about school property anytime students are present. You are further certifying that at no time will you ever permit any individual who has committed a sexual offense or who is a registered sex offender to come in direct contact with children or to come on or about school property while students are present.

The Washington County Department of Education affirms that it complies with Title VI and Title IX acts of 1964 / 1972.

**Title VI of the Civil Rights Act of 1964**

No person shall, on the grounds of race, color, or national origin, be excluded from participation in, be denied the benefits of, or be subjected to discrimination under any program or activity receiving Federal financial assistance.


**Title IX of the Education Amendments of 1972**

Prohibits discrimination based on gender in all programs or activities that receive Federal financial assistance. Title IX also includes same gender harassment as well as student-to-student harassment.



General Information

I certify that no Washington County Board of Education member or Department of Education employee has any financial interest in this company or will profit in any way from this potential purchase.

Signed  Dated 10-26-21  
Print Name Jerry PETZOLDT Email jerrypetzoldt@tcigroup.com  
Company TCI Group - Jerry Petzoldt Telephone No. 423.677-2486  
Address 221 Cumberland St Fax No. 423.208.9681  
City Kingsport State TN Zip Code 37660



### INSTRUCTIONS FOR NON-COLLUSION AFFIDAVIT

1. This non-collusion affidavit is material to any contract awarded pursuant to this bid.
2. This non-collusion affidavit must be executed by the member, officer, or employee of the bidder who makes the final decision on prices and the amount quoted in the bid.
3. Bid rigging and other efforts to restrain competition, and the making of false sworn statements in connection with the submission of RFQs are unlawful and may be subject to criminal prosecution. The person who signs the Affidavit should examine it carefully before signing and assure himself or herself that such statement is true and accurate, making diligent inquiry, as necessary, of all other persons employed by or associated with the bidder with responsibilities for the preparation, approval or submission of the bid.
4. In the case of a bid submitted by a joint venture, each party to the venture must be identified in the bid documents, and an affidavit must be submitted separately on behalf of each party.
5. The term "complementary bid" as used in the Affidavit has the meaning commonly associated with that term in the bidding process, and includes the knowing submission of RFQs higher than the bid of another firm, and intentionally high or noncompetitive bid, and any other form of bid submitted for the purpose of giving a false appearance of competition.
6. Failure to file an Affidavit in compliance with these instructions will result in disqualification of the bid.



NON-COLLUSION AFFIDAVIT  
(Attachment A)

State of TENNESSEE Contract/RFQ # \_\_\_\_\_

County of WASHINGTON

I state that I am PRINCIPAL/OWNER TCI Group-Jerry Petzoldt Agency  
(Title) (Name of my Firm)

and that I am authorized to make this affidavit on behalf of my firm, and its owners, directors, and officers. I am the person responsible in my firm for the price(s) and the amount of this bid.

I state that:


- (1) The price(s) and amount of this bid have been arrived at independently and without consultation, communication or agreement with any other contractor, bidder, or potential bidder.
- (2) Neither the price(s) nor the amount of this bid, and neither the approximate price(s) nor approximate amount of this bid, have been disclosed to any other firm or person who is a bidder or potential bidder, and they will not be disclosed before bid opening.
- (3) No attempt has been made or will be made to induce any firm or person to refrain from bidding on this contract, or to submit a bid higher than this bid, or to submit any intentionally high or noncompetitive bid or other form of complementary bid.
- (4) The bid of my firm is made in good faith and not pursuant to any agreement or discussion with, or inducement from, any firm or person to submit a complementary or other noncompetitive bid.
- (5) TCI Group-Jerry Petzoldt Agency, LLC its affiliates, subsidiaries,  
(Name of my Firm)

officers, directors, and employees are not currently under investigation by any governmental agency and have not in the last three years been convicted or found liable for any act prohibited by State or Federal law in any jurisdiction, involving conspiracy or collusion with respect to bidding on any public contract, except as follows:

Non-Collusion Affidavit (Cont.)

I state that TCI Group - Jerry Petzoldt Agency, LLC understands and  
(Name of my Firm)

acknowledges that the above representations are material and important and will be relied on by Washington County Department of Education in awarding the contract(s) for which this RFQ is submitted, I understand and my firm understands that any misstatement in this affidavit is and shall be treated as fraudulent concealment from Washington County Department of Education of the true facts relating to submission of RFQs for this contract.



(Name and Company Position)

Jerry Petzoldt, Principal/Owner

SWORN TO AND SUBSCRIBED  
BEFORE ME THIS 26th DAY  
OF October, 2021

NOTARY PUBLIC Forrest L. Stuart  
My commission expires: 6/21/2025



**Boones Creek Middle School**  
Request for Qualifications for Real Estate Services

DATE:

TO: (NAME OF REAL ESTATE AGENCY)

RE: Request for Qualifications (RFQ)

The Washington County Department of Education is seeking RFQs from Northeast Tennessee area real estate agencies to provide services for marketing, selling, and closing of the following property:

"Old" Boones Creek Middle School Property  
4352 North Roan Street  
Johnson City, TN 37615

The property consists of, but is not limited to, approximately twelve (12) acres with 668 feet of road frontage on North Roan Street. A detailed appraisal of the property was completed in April 2019 by Garrison Appraisal of Gray, TN. An electronic copy is available by email upon request from Dr. Jarrod Adams. [adamsj@wcde.org](mailto:adamsj@wcde.org)

\*\*Please note that the April 2019 appraisal included the Old Boones Creek Middle School buildings which have since been removed from the property.

Dr. Jarrod Adams, Purchasing Agent  
Office Phone: 423-753-1100  
Fax: 423-753-1114  
Email: [adamsj@wcde.org](mailto:adamsj@wcde.org)

A pre-proposal meeting will be held at 10:00 a.m., Wednesday, October 20, 2021 at Washington County Central Office, 405 W. College Street, Jonesborough, TN.

Eight (8) copies of the RFQ as well as a letter of interest shall be completed and submitted no later than 2:00 p.m., Wednesday, October 27, 2021.

Electronic or faxed letters of interest will not be accepted. Letters of interest shall be submitted to:

Washington County Department of Education  
Attn: Dr. Jarrod Adams, Purchasing Agent  
405 W. College Street  
Jonesborough, TN 37659



The letter of interest shall have the following format and address certain qualifications as listed, but not limited to the following:

1. **Company Background**
  - a. How long has the company been in business?
  - b. List of similar properties sold in the past five years.
  - c. Company organizational chart including qualifications of owners and agents
2. **Agent Background**
  - a. Information on the agent that will be assigned to the property
  - b. List of similar properties sold in the past five years.
  - c. Number of years in the commercial real estate business
3. **Marketing Plan**
  - a. Information regarding how the property will be marketed
4. **Fee Schedule**
  - a. Provide a detailed breakdown of fees and include a recommended sales price.

**Selection Process:**

After reviewing all RFQs and letters of interest, the district will "short list" 3 agencies to begin an interview process. The interview will be with a principal of the company and the agent that is assigned to the property. A recommendation will be made to the Washington County School Board based on the qualifications submitted in the RFQ and the interview. The Washington County School Board will make the final approval at the next scheduled Board meeting.



ADDENDUM TO AGREEMENT

This addendum shall be considered part of and incorporated into the Agreement between the Washington County Department of Education, hereinafter referred to as, "Department", and \_\_\_\_\_ (Company) dated \_\_\_\_\_.

Notwithstanding any other language to the contrary in the Agreement, the following terms shall be controlling:

1. This lease shall terminate at the end of the current fiscal year, June 30. Additional annual term(s), each of which shall expire at the end of the then current fiscal year, shall be at the sole option of the Washington County Department of Education. If not renewed, for reason of Funding Out (which means Washington County Department of Education has insufficient funds to pay by June 30), Washington County Department of Education shall have no obligation to pay any additional costs and Washington County Department of Education shall surrender all rights and interest in any asset(s) which are not fully owned by Washington County Department of Education to Company. Except for the Maintenance Component and charges based upon the usage of the Equipment, the balance of the monthly payment owed by the Washington County Department of Education shall be consistent during the term(s) of the Agreement.
2. The Agreement shall be governed by the laws of the State of Tennessee. Any action brought in law or in equity to enforce any provision of the entire Agreement shall be filed in the appropriate state court in Washington County, Tennessee.
3. In any action to enforce this Agreement, the prevailing party shall be entitled to recover its costs and expenses, including reasonable attorney's fees.

By our signatures we have read the above terms of this Addendum and agree with the terms.

\_\_\_\_\_  
Director of Schools

\_\_\_\_\_  
Authorized Representative

\_\_\_\_\_  
Washington County Department of Education

\_\_\_\_\_  
Company

\_\_\_\_\_  
Date

\_\_\_\_\_  
Date



Washington County Department of Education  
Vendor Information Form and Substitute IRS Form W 9

Name: (as appears on your income tax return) TCI Group - Jerry Petzoldt Agency, LLC

Business Name: (if different from above) NA

Business Federal Tax ID# 62-6309088 or Social Security # NA

If using SS# include name: (as appears on tax return) NA

Does the IRS require 1099 for your company earnings?  Yes | No

If "Yes" Business Owner's Name: Jerry PETZOLDT

Mailing address for payments  
221 Cumberland ST  
Kingsport, TN 37660

Mailing address for purchase orders/ bids

Contact Person: JUNE Lowe  
Email: jlowe@tcigroup.com

Phone# 423-230-0255  
Fax# 423-208-9681

Indicate your business organization type:

Individual |  Partnership |  Corporation |  Government Agency

Other TN Limited Liability Company

Is your business incorporated?  Yes | No

Certification: Under penalties of perjury, I certify that:

1. The number shown on this form is my correct taxpayer identification number (or I am waiting for a number to be issued to me), and
2. I am not subject to backup withholding: (1) I am exempt from backup withholding, or (b) I have not been notified by the Internal Revenue Service (IRS) that I am subject to backup withholding as a result of a failure to report all interest or dividends, or (c) the IRS has notified me that I am no longer subject to backup withholding, and
3. I am a U.S. citizen or other U.S. person (as defined below)

Definition of a U.S. person: For federal tax purposes, you are considered a U.S. person if you are:

- An individual who is a U.S. citizen or U.S. resident alien,
- A partnership, corporation, company, or association created or organized in the Under States or under the laws of the United States,
- An estate (other than a foreign estate), or
- A domestic trust (as defined in Regulations section 301.7701-7)

The Internal Revenue Service does not require your consent to any provision of this document other than certifications required to avoid backup withholding

Signature of U.S. Person [Signature] Date: 10-26-21

Title: \_\_\_\_\_



## PAST PERFORMANCE

### NETAR CMLS Transaction Leaderboard

2021 Year to Date

64.4 million    334    1.8 million    249    62.6 million    \$139.2 million  
 Total SF    Leases    Leased SF    Sales    Sold SF    Sale Proceeds

### TOP COMMERCIAL FIRMS BY DEALS COMPLETED

Rank	Name	Deals	Total SF	Leases	Leased SF	Sales	Sold SF	Sale Proceeds ▼
1	<a href="#">SVN I Wood Properties - Knoxville</a>	38	1,250,639	15	58,302	23	1,192,337	\$18,770,055
2	<a href="#">TCI Group - Kingsport</a>	53	3,984,096	24	242,759	29	3,741,337	\$16,021,850
3	<a href="#">Holrob Commercial Realty, LLC - Knoxville</a>	56	1,788,164	46	636,755	10	1,151,409	\$12,185,500
4	<a href="#">Mitch Cox Realtor, Inc. - Johnson City</a>	100	697,080	85	352,432	15	344,648	\$9,936,340
5	<a href="#">Wolfe Development - Jonesborough</a>	13	99,029	12	11,445	1	87,584	\$9,900,000
6	<a href="#">Providence Commercial Real Estate - Knoxville</a>	25	156,673	21	59,880	4	96,793	\$7,223,000
7	<a href="#">Furrow Strickland Real Estate - Knoxville</a>	9	31,702,966	0	0	9	31,702,966	\$4,532,238
8	<a href="#">The Brokers Realty &amp; Auction - Johnson City</a>	9	196,120	4	139,125	5	56,995	\$4,122,000
9	<a href="#">Re/Max Checkmate Commercial Realty - Johnson City</a>	11	2,992,879	2	1,460	9	2,991,419	\$3,810,556
10	<a href="#">Mountcastle Properties - Johnson City</a>	5	293,540	3	10,400	2	283,140	\$3,550,000
11	<a href="#">Greeneville Real Estate &amp; Auction Team - Greeneville</a>	7	1,502,864	0	0	7	1,502,864	\$2,734,120
12	<a href="#">Century 21 Legacy - Kingsport</a>	10	136,598	4	28,605	6	107,993	\$2,625,000
13	<a href="#">Jenne Deason - Kingsport</a>	6	20,955	1	5,000	5	15,955	\$2,222,000
14	<a href="#">CENTURY 21 Legacy - Johnson City</a>	8	367,285	3	15,050	5	352,235	\$1,355,000
15	<a href="#">Evans and Evans - Johnson City</a>	2	15,960	0	0	2	15,960	\$1,175,000



## TCI Group – Jerry Petzoldt Agency, LLC

**Jerry Petzoldt**

CEO & Owner, Principal Broker



(423) 230-0255 or (423) 677-2456  
jerrypezoldt@tcigroup.com

**Jackie Hewitt**

Vice-President



(423) 292-1000  
jhewitt@tcigroup.com

**Gary Sproles**

Vice-President



(423) 612-0617  
garysproles@tcigroup.com

**Glenn Perkins**

Vice-President



(423) 956-5707  
glperu@tcigroup.com

**Cassie Petzoldt**

Vice-President



(423) 677-2344  
cassiepezoldt@gmail.com

**Lynn Shipley**

Vice-President



(423) 612-4905  
lynnshipley@tcigroup.com

**Shea Sproles**

Vice-President



(423) 612-2646  
sheasproles@tcigroup.com

**Brenda Clarke**

Vice-President



(423) 230-0255 or (423) 737-0911  
bclarke@tcigroup.com

**Ed Mahaffey**

Vice-President



(423) 230-0255 or (423) 430-4215  
edmahaffey@tcigroup.com

**Mark Blizard**


Vice-President



(423) 230-0255 or (423) 329-1734



## PROJECT SALES TEAM



Jerry Petzoldt, CEO & President of TCI Group-Jerry Petzoldt Agency LLC, has been involved in commercial real estate brokerage and development for 50 Years and has been awarded REALTOR EMERITUS by the National Association of REALTORS. In 2021, Jerry became the first broker in North America approved to become an individual member of NAI Global Unlimited. NAI Global is a leading global commercial real estate brokerage firm.

Jerry has a keen interest in regional economic development and is a recognized leader in commercial real estate as demonstrated by his many contributions including serving on the Board of Directors at the Northeast Tennessee Association of Realtors (NETAR) as Director and Division Vice President of Communications. He was also instrumental in establishing a Commercial and International Division at NETAR where he was awarded the Above and Beyond Award in recognition of his outstanding leadership in enhancing NETAR's media relationships and for his unwavering commitment while establishing NETAR's Commercial MLS. Jerry was influential in the forming of the Northeast Tennessee Technology Council and was awarded the TechStar Champion Award for his contribution to regional development and service to the technological community. He was also awarded the 2000-2010 Groundbreaker Award for his role in the founding of the council. He was named Business Tennessee magazine's top 101 most influential people in the state's commercial real estate industry for five consecutive years. He has an associate degree in architecture and a Broker's license in Tennessee, Virginia, and Florida. He is also a certified residential appraiser in Tennessee and awarded the SRA designation in 1976 from the Appraisal Institute in Chicago. He is a member of National Association of Realtors, Northeast Tennessee Association of Realtors - Commercial Member. American Institute of Real Estate Appraisers member.



Ed Mahaffey - Ed's career spanned 45 years in the construction and building materials industry where he worked closely with residential, commercial and industrial customers. Mr. Mahaffey retired in July 2020 from Builders FirstSource LLC, the nation's largest full-service professional builder supply, where he most recently served as Regional Pro Sales Manager. Previously he served as Vice-President of Operations for Tindells Inc. in Knoxville, Tennessee. His industry experience includes professional sales management, sales training, manufacturing, production, purchasing, supply-chain negotiations and multiple facility supervision. He also has an extensive background in a wide variety of corporate environments including human resources, financial analysis, budget management and operations management. Ed has completed training in Lean Manufacturing, Continuous Process Improvement and APICS Operations Management. Ed holds a Bachelor of Science degree in Business Administration from Tusculum College in Greenville Tennessee where he was named to the 1985 "Who's Who in American Colleges". Ed received the *Pro Sales* Excellence in Sales award for 2004 and was named the *Pro Sales* "Dealer of the Year" in 2007. He is a past president of the Credit Bureau of Bristol and the Bristol Tennessee Civil Service Commission. He has also served as the Secretary and Treasurer of the Kiwanis Club of Kingsport.



## REFERENCES

TCI Group – Jerry Petzoldt Agency LLC is pleased to offer the following references as a partial list of past clients:

### Partial Client List

---

- |                          |                                  |                     |
|--------------------------|----------------------------------|---------------------|
| Eastman Chemical Company | Johnson City Chamber             | Longhorn Steakhouse |
| Holston Medical Group    | TruPoint Bank                    | City of Kingsport   |
| First Horizon Bank       | BAE Systems                      | Taco Johns          |
| Pal's                    | Bank of Tennessee                | Verizon             |
| Spectrum                 | Walgreens                        | Regions Bank        |
| Smoothie King            | Popeye's Chicken                 | Aspen Dental        |
| Comfort Inn              | First Community Bank             | Pizza Hut           |
| SaladWorks               | American Red Cross               | Lowe's              |
| HomeTrust Bank           | Best Western                     | Wendy's             |
| Eastman Chemical Company | Starbucks Coffee                 | SunTrust Bank       |
| Advance Auto             | Tractor Supply                   | Aldi                |
| Captain D's              | Ultimate Shine 3 Minute Car Wash | Chick-Fil-A         |
| Ballad Health            |                                  |                     |



## SCHEDULE OF WORK

Upon signing of TCI Exclusive Listing Agreement, TCI Group will proceed as follows:

1. CMLS and FlexMLS listing information will be activated live immediately.
2. Additional site information will be gathered immediately including professional photographs.
3. TCI Group Associates will be notified and informed with listing details within 48 hours of signing.
4. TCI Group signs will be installed on the property within 48 hours.
5. On-Line Platform information will be entered and activated on all sites within 72 hours.
6. Property Information brochure will be distributed to local commercial Realtors during first week.
7. TCI Group will provide Foundation advisory board of contact information and viewing frequency on a monthly basis or as requested.
8. Foundation executive staff will receive notice of all offers immediately upon submittal.

Catylist ID: #3077007

# Old Boones Creek Middle School Property

4352 N Roan St, Johnson City, TN 37615

VACANT LAND FOR SALE



Catylist Listing ID:	30770075
Property Subtypes:	Multi-Family, Office, Retail, Retail-Pad, Self Storage, Other
Gross Land Area:	12 Acres
Sale Price:	\$1,500,000
Unit Price:	\$125,000 Per Acre

<b>Sale Terms:</b>	<b>Cash to Seller</b>
<b>Cap Rate:</b>	<b>Undisclosed</b>
<b>Last Updated:</b>	<b>10/26/2021</b>

## Overview / Comments

Site clear, ready for development! Exceptional 12 acre site on busy North Roan Street near Boones Creek Road intersection. Site has approximately 668 foot frontage on 5-lane North Roan Street with a signaled intersection in front of site. Property is ideal for mix of multi-family and commercial and could be subdivided into two or four parcels allowing for highest and best use with townhouses or apartments at back of site with new fast food, retail, c-store or other commercial use along Roan Street frontage.

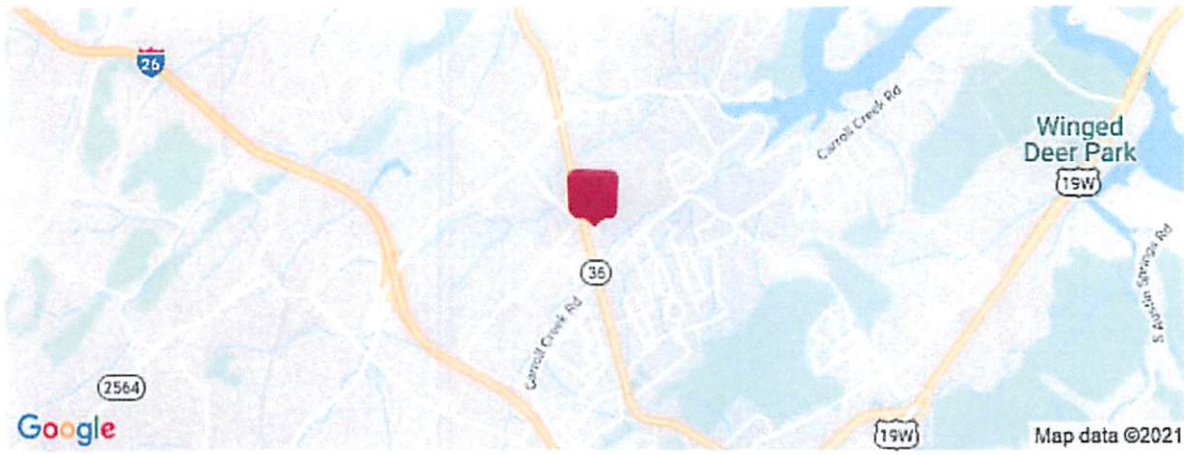
The development concept plan TCI Group has sketched would include a 50' right of way for a new public street access from the existing traffic light center to the front of the residential tract. This would create two corner out parcels with traffic light controlled intersection and one frontage out parcel with existing curb cuts maximizing potential value.

A busy commuter route, property sits adjacent to Ingles grocery store, between Boones Creek Road with Zak's and McDonald's and Carroll Creek Road with Food City and Walgreens. New businesses recently opening in Boones Creek area includes Holy Taco, Ultimate Car Wash, with new quick auto service business under construction. Contact agents discuss possibilities!

## Additional Details

<b>Nearest MSA:</b>	<b>Johnson City</b>
<b>County:</b>	<b>Washington</b>
<b>Tax ID/APN:</b>	<b>090 021 09600 000 2020</b>

## Map



Property Images



Main2



Street View2



Street View



Proposed 2 Lot Sale

PROPOSED 4 LOT SALE



Proposed 4 Lot Sale

## Property Contacts

---




**Jerry Petzoldt**

TCI Group - Jerry Petzoldt Agency  
423-677-2486 [M]  
423-230-0255 [O]  
jerrypetzoldt@tcigroup.com



**Ed Mahaffey**

TCI Group - Jerry Petzoldt Agency  
423-430-4215 [M]  
423-430-4215 [O]  
edmahaffey@tcigroup.com



Jerry Petzoldt, CEO  
 TCI Group-Jerry Petzoldt Agency, LLC  
 423.677.2486  
 jerrypetzoldt@tcigroup.com  
 Commercial Real Estate Services



Tuesday, October 26, 2021

**LOCATION**

Property Address: Roan St N TN  
 Subdivision:  
 County: Washington County, TN

**PROPERTY SUMMARY**

Property Type: County Exempt  
 Land Use: Professional Services  
 Improvement Type:  
 Square Feet:

**GENERAL PARCEL INFORMATION**

Parcel ID/Tax ID: 021 096.00 000  
 Special Int: 000  
 Alternate Parcel ID:  
 Land Map: 021  
 District/Ward: 11  
 2010 Census Trct/Blk: 614.01/1  
 Assessor Roll Year: 2020



**CURRENT OWNER**

Name: Boones Creek School  
 Mailing Address: Rr 14 Gray, TN 37615

**SCHOOL ZONE INFORMATION**

Boones Creek Elementary School: 1.2 mi  
 Elementary: K to 4 Distance  
 Boones Creek Middle School: 0.1 mi  
 Primary Middle: 5 to 8 Distance  
 Daniel Boone High School: 5.2 mi  
 High: 9 to 12 Distance

**SALES HISTORY THROUGH 10/12/2021**

Date	Amount	Buyer/Owners	Seller	Instrument	No. Parcels	Book/Page Or Document#
1/1/1900		Boones Creek School			341	C/L

**TAX ASSESSMENT**

Appraisal	Amount	Assessment	Amount	Jurisdiction	Rate
Appraisal Year	2020	Assessment Year	2020		
Appraised Land		Assessed Land		Washington	2.15
Appraised Improvements		Assessed Improvements			
Total Tax Appraisal		Total Assessment			
		Exempt Amount			

**Exempt Reason**

**TAXES**

Tax Year	City Taxes	County Taxes	Total Taxes
No tax records were found for this parcel.			

**MORTGAGE HISTORY**

No mortgages were found for this parcel.

**PROPERTY CHARACTERISTICS: BUILDING**

No Buildings were found for this parcel.

**PROPERTY CHARACTERISTICS: EXTRA FEATURES**

No extra features were found for this parcel.

**PROPERTY CHARACTERISTICS: LOT**

Land Use	Professional Services	Lot Dimensions	
Block/Lot		Lot Square Feet	474,802
Latitude/Longitude	36.382924°/-82.407510°	Acres	10.9

**PROPERTY CHARACTERISTICS: UTILITIES/AREA**

Gas Source		Road Type	Us Highway
Electric Source	Public	Topography	Rolling
Water Source	Public	District Trend	Stable
Sewer Source	Public	Special School District 1	
Zoning Code		Special School District 2	
Owner Type			

**LEGAL DESCRIPTION**

Subdivision	Plat Book/Page	
Block/Lot	District/Ward	11
Description		

**FEMA FLOOD ZONES**

Zone Code	Flood Risk	BFE	Description	FIRM Panel ID	FIRM Panel Eff. Date
X	Minimal		Area of minimal flood hazard, usually depicted on FIRMs as above the 500-year flood level.	47178C0068D	08/29/2006
X	Minimal		Area of minimal flood hazard, usually depicted on FIRMs as above the 500-year flood level.	47178C0069D	08/29/2006

© 2021 Courthouse Retrieval System, Inc. All Rights Reserved.  
Information Deemed Reliable But Not Guaranteed.



Jerry Petzoldt, CEO  
 TCI Group-Jerry Petzoldt Agency, LLC  
 423.677.2486  
 jerrypetzoldt@tcigroup.com  
 Commercial Real Estate Services



Tuesday, October 26, 2021

**LOCATION**

**Property Address** Kingsport Highway Ne/Off TN  
**Subdivision**  
**County** Washington County, TN

**PROPERTY SUMMARY**

**Property Type** County Exempt  
**Land Use**  
**Improvement Type**  
**Square Feet**

**GENERAL PARCEL INFORMATION**

**Parcel ID/Tax ID** 021 097.06 000  
**Special Int** 000  
**Alternate Parcel ID**  
**Land Map** 021  
**District/Ward** 11  
**2010 Census Trct/Blk** 614.01/1  
**Assessor Roll Year** 2020



**CURRENT OWNER**

**Name** Washington County Board Of Education  
**Mailing Address** 405 W College St  
 Jonesborough, TN 37659-1009

**SCHOOL ZONE INFORMATION**

**Boones Creek Elementary School** 1.3 mi  
 Elementary: K to 4 Distance  
**Boones Creek Middle School** 0.2 mi  
 Primary Middle: 5 to 8 Distance  
**Daniel Boone High School** 5.3 mi  
 High: 9 to 12 Distance

**SALES HISTORY THROUGH 10/12/2021**

Date	Amount	Buyer/Owners	Seller	Instrument	No. Parcels	Book/Page Or Document#
4/21/1998		Washington County Board Of Education				R141/1862

**TAX ASSESSMENT**

Appraisal	Amount	Assessment	Amount	Jurisdiction	Rate
Appraisal Year	2020	Assessment Year	2020		
Appraised Land		Assessed Land		Washington	2.15
Appraised Improvements		Assessed Improvements			
Total Tax Appraisal		Total Assessment			
		Exempt Amount			

**Exempt Reason**

**TAXES**

Tax Year	City Taxes	County Taxes	Total Taxes
No tax records were found for this parcel.			

**MORTGAGE HISTORY**

No mortgages were found for this parcel.

**PROPERTY CHARACTERISTICS: BUILDING**

No Buildings were found for this parcel.

**PROPERTY CHARACTERISTICS: EXTRA FEATURES**

No extra features were found for this parcel.

**PROPERTY CHARACTERISTICS: LOT**

Land Use		Lot Dimensions	199.87 X 337.51 IRR
Block/Lot		Lot Square Feet	
Latitude/Longitude	36.384159°/-82.406842°	Acres	

**PROPERTY CHARACTERISTICS: UTILITIES/AREA**

Gas Source		Road Type	State Highway
Electric Source	Public	Topography	Rolling
Water Source		District Trend	Improving
Sewer Source		Special School District 1	
Zoning Code		Special School District 2	
Owner Type			

**LEGAL DESCRIPTION**

Subdivision		Plat Book/Page	
Block/Lot		District/Ward	11
Description			

**FEMA FLOOD ZONES**

Zone Code	Flood Risk	BFE	Description	FIRM Panel ID	FIRM Panel Eff. Date
X	Minimal		Area of minimal flood hazard, usually depicted on FIRMs as above the 500-year flood level.	47179C0068D	08/29/2006
X	Minimal		Area of minimal flood hazard, usually depicted on FIRMs as above the 500-year flood level.	47179C0069D	08/29/2006

© 2021 Courthouse Retrieval System, Inc. All Rights Reserved.  
Information Deemed Reliable But Not Guaranteed.

**TCI Group – Jerry Petzoldt Agency, LLC**  
221 Cumberland Street  
Kingsport, TN 37660

COMMERCIAL REAL ESTATE

EXCLUSIVE RIGHT TO SELL LISTING AGREEMENT

1. Owner: Washington County TN Board of Education
2. Property Address: 4352 N Roan St., Johnson City, TN – Washington County TN
3. Property Description: Washington County TN Tax Parcel # 021 096.00 000

---

4. LISTING PRICE: The initial listing price of the property is \$                     .  
The actual price and terms of any sale shall be those acceptable to OWNER (S).
5. AGENCY AGREEMENT: OWNER (S) grants to TCI Group – Jerry Petzoldt Agency, LLC, "BROKER", the EXCLUSIVE RIGHT TO SELL the Property described above within the listing period set forth herein and any applicable Carry Over Period. OWNER (S) agrees to direct all inquiries to OWNER or by another agent to the Broker.
6. BASIS OF COMPENSATION TO BROKER and TERM: OWNER (S) agrees to compensate BROKER as follows:
  - a) Pay a commission fee of 6 % if the Property is sold during the listing period by Broker or Cooperating Broker on the terms herein set forth or any other price and terms OWNER (S) may accept, at date of closing from the proceeds of the sale or personal funds.
  - b) This agreement shall commence on November, 1st, 2021 and expire on October 31st 2022.
7. EARNEST DEPOSIT AND FORFEITURE: Broker is authorized to accept earnest money or escrow deposits pursuant to contracts secured on the Property. In the event a prospective purchaser shall forfeit any monies deposited with said Broker, Owner (s) will be entitled to the entire amount of the deposit.
8. ADVERTISING AND SHOWINGS: The Broker is given permission to advertise the Property, to place a TCI GROUP "For Sale" sign on the Property, to remove other "For Sale" signs, if any, to photograph the property and use the photographs in promoting this sale. Owner (s) agree to allow the Broker to show the Property at all reasonable hours and to otherwise cooperate with Broker. Owner (s) recognizes that the Broker is relying on all information provided herein or supplied by Owner (s) in connection with the Property and agrees to indemnify and hold Broker, Facilitators, Designated Agents,

Subagents, all Sales Associates, and Cooperating Brokers harmless from any claims, demands, suits, liabilities, costs and expenses (including reasonable attorney's fees) arising out of any misrepresentation made herein by Owner (s) or because of concealment by Owner (s).

9. **PROPERTY CONDITION:** Owner (s) has disclosed to Broker ~~any and all~~ known defective conditions affecting subject Property.
10. **MARKETABLE TITLE & PRO-RATIONS:** Owner (s) warrants that he is the Owner (s) of the Property and has the authority to execute this Agreement and that to his knowledge the title is good and merchantable. He agrees to execute a marketable title and convey title by Warranty Deed or Special Warranty Deed at time of closing. Real Estate Taxes, Insurance and rent shall be pro-rated as of the date of conveyance.
11. **ANTI-DISCRIMINATION COMPLIANCE:** This Property is offered in compliance with State and Federal anti-discrimination laws. It is illegal to discriminate against any person because of race, color, religion, sex, handicap, family status, or national origin. The Property listed herein is available to all persons on an equal basis.
12. **LEGAL DOCUMENT:** This document outlines the complete agreement between Owner (s) and Broker. Any changes to this contract must be in writing and signed by the Owner (s) and the Broker.

\_\_\_\_\_  
Owner/Authorized Individual

\_\_\_\_\_  
Jerry Petzoldt  
Listing Agent

\_\_\_\_\_  
Owner/Authorized Individual

\_\_\_\_\_  
Edward S. Mahaffey  
Listing Agent

Mailing Address: 221 Cumberland St., Kingsport, TN 37660

Email Address:  
jerrypetzoldt@ticgroup.com

Telephone: 423-430-4215

Effective Revision Date: August 8, 2020