

Workshop

WASHINGTON COUNTY BOARD OF EDUCATION

November 23, 2021

5:00 PM

Central Office

- I. **CALL TO ORDER**
- II. **ACADEMICS**
- III. **BUSINESS/FINANCE**
 - A. **Monthly Financials - General Fund, Federal Fund, School Nutrition Fund**
 - B. **Copier Lease for Jonesborough Middle School with RJ Young (5 years): Canon DX 6860i and C5540i**
 - C. **Additional Purchase Orders \$10,000 and over**
 - 1. **Textbook purchases for CTE Programs from SAVVAS (NCCER carpentry, NCCER core, NCCER electrical, NCCER HVAC) \$17,197.31; Line Item 141E-71300-429; General Fund**
 - D. **Payment approval for road project at David Crockett High; Line Item 141E-72620-499; \$4,634.80**
 - E. **Purchase of Elkay Bottle Filling Stations; purchased through Omni, Contract #f17-21, funded by ESSER 2.0; \$50,811.30; Purchase Order 34248; Line item 142E72610-720-934**
 - F. **Federal Dispositions**
 - G. **Repayment of Rural School Debt**
- IV. **OPERATIONS**
 - A. **Maintenance Updates**
 - B. **Discussion of next steps for Long-Range Facilities Study**
 - C. **Plan for Sale of Boones Creek Middle Property**
 - D. **Lighting in theaters at Daniel Boone High & David Crockett High**
 - E. **Update on RFQ to obtain architect services for development of a Master Plan for the athletic facilities at Daniel Boone High & David Crockett High**
- V. **STUDENT SUPPORTS**
- VI. **SUPERINTENDENT**
 - A. **Minutes of November 4, 2021**
 - B. **Presenting at The National Superintendent Forum in San Antonio, Texas; December 5 - 7, 2021. As an invited presenter, the accommodations are provided at no cost to the Board.**
- VII. **ADJOURNMENT**

TO: WCDE Board Members
FROM: Brad Hale, Chief Financial Officer
DATE: November 23, 2021

SUBJECT: Financial Statements (Revenue & Expense) Summary for October 2021

Key Revenue Variances for October 2021 to October 2020

Overall October 2021 revenue was \$5,407,579 compared to \$5,037,624 in October 2020 which is a \$369,957 increase. The key reasons for this increase were as follows

- Sales Tax (40210) increase of \$276,965
- Basic Education Program (46511) – \$95,600 increase

Key Expenses for October 2021

71100399 – Other Contracted Services

Expenditures of \$329,408.96 were incurred to the University School for the September 2021 revenue sharing portion per contract.

71100499 – Other Supplies

The following key expenses were incurred in this line item in October 2021.

- \$6,200.53 to schools in payment of 3rd Quarter Pepsico Commissions
- \$21,270.00 to Stem Supplies for Stream Mini-Camp instructional materials

71300730-00016 – Vocational Equipment - DCHS

The following key expenses were incurred in this line item in October 2021.

- \$14,991.00 to Reletech for DCHS CTE Electrical Instruction Equipment

72250399 - Other Contracted Services

The following key expenses was incurred in this line item in October 2021

- \$11,936.86 to Follett School Solutions for Library Destiny renewals
- \$7,000.00 to IXL for DCHS License renewal

EXPENDITURES (cont'd)

72250499 - Other Supplies

The following key expense was incurred in this line item in October 2021

- \$9,550.00 to CDW-G for 10 charging carts for I.T. system stock
- \$9,925.00 to Tyler Technologies for 129 G90 devices for Verizon Network usage

72410599 - Other Charges

The following key expense was incurred in this line item in October 2021

- \$2,255.40 to BSN Sports for the Southside middle school football helmets
- \$2,892.10 to Loki Nets, Inc. for two batting cages at DCHS
- \$2,620.36 to Riddell All-American for DCHS football helmets

72620335-00016 Mtncce & Repairs - DCHS

The following key expenses were incurred in this line item in October 2021.

- \$1,969.00 to Barnard Roofing repairs

72620336-00003 Mtncce & Repairs - DCHS

The following key expense was incurred in this line item in October 2021.

- \$9,940.00 to Nor-Well for an HVAC Unit replacement

72620336-00008 Mtncce & Repairs - GVES

The following key expense was incurred in this line item in October 2021.

- \$1,107.00 to HVAC Inc. for unit repairs

72620499 Other Supplies – System Maintenance Supplies

The following key expense was incurred in this line item in October 2021.

- \$2,747.05 for electrical supplies
- \$1,703.69 doe HVAC supplies
- \$3,560.61 for plumbing supplies
- \$13,899.88 for general supplies

EXPENDITURES (cont'd)

72620499 00008 Other Supplies – GES

The following key expense was incurred in this line item in October 2021.

- \$3,176.00 to McCall Fencing for repairs and replacement

72620701 Administration Equipment

The following key expenses were incurred in this line item in October 2021.

- \$4,096.35 to Food Service for FY21 Dietary Equipment sold on Gov Deals

Overall October 2021 Expenses Compared to October 2020 Expenses

Expenses in October 2021 were \$6,031,705.95 compared to \$5,883,000.20 in October 2020. This is an increase of \$148,705.75 more than October 2020.

The key items contributing to the variance from the prior year expenses are listed below:

Increase due to timing

- 141E 72310-305 for payment of \$45,700.00 to BCS for payment of the FY21 School Activity Funds Audit Report

Increase in Expenses

- Multiple Salary Lines - \$144,434.79 increase in gross salary expenses

**Washington County
Department of Education
MEMORANDUM
DIRECTOR'S OFFICE**

DATE: November 23, 2021
TO: WCDE Board of Education
FROM: W. Brad Hale, CFO
SUBJECT: Board Workshop-October 2021 Financials

The WCDE October 2021 Financials will be discussed along with the below items listed and will meet on Tuesday, November 23, 2021 at 5:00 p.m. in the WCDE Central Office.

Items to be discussed include:

1. Consideration of the General Fund Financial Statements for the month of October 2021
2. Consideration of the Federal Fund Financial Statements for the month of October 2021
3. School Nutrition Financial Overview for October 2021
4. Copier Lease Agreement - JMS
5. Purchase Orders over \$10,000 for BOE Approval
6. Pavement approval of invoice – DCHS
7. Purchase of Elkay Bottle Filling Stations
8. Federal Projects Dispositions
9. Other items

Account Level	2021-22	2020-21	2021-22	October	2020-21	2021-22	FYTD	2021-22	2021-22
Acct Description	Revised Budget	October	October	Variance	FYTD Activit	FYTD Activit	Variance	Uncollected Reve	FY % Coll
40110 CURRENT PROPERTY TAX	12,974,151	14,559	89,848	75,289	21,284	90,328	69,044	12,883,823	0.70
40120 TRUSTEE'S COLLECTIONS - PRIOR	405,900	30,160	10,003	-20,157	227,024	70,173	-156,851	335,727	17.29
40125 CLK/MASTER COLLECTIONS-PRIOR	3,570	139	0	-139	864	125	-739	3,445	3.50
40130 CIRCUIT CLERK/CLERK & MASTER C	137,000	-2,470	6,365	8,836	37,545	31,121	-6,424	105,879	22.72
40140 INTEREST AND PENALTY	109,200	-4,260	4,097	8,357	22,618	15,433	-7,184	93,767	14.13
40161 PAYMENTS IN LIEU OF TAXES - T.	2,020	0	2,018	2,018	0	2,018	2,018	2	99.91
40162 PAYMENTS IN LIEU OF TAXES - LO	208,000	0	0	0	0	0	0	208,000	0.00
40163 PAYMENTS IN LIEU OF TAXES - OT	17,210	0	633	633	916	1,569	653	15,641	9.12
40210 LOCAL OPTION SALES TAX	16,000,000	1,382,622	1,659,586	276,965	5,689,662	6,839,567	1,149,905	9,160,433	42.75
40270 BUSINESS TAX	405,000	-112,245	6,879	119,124	28,371	37,637	9,267	367,363	9.29
40275 MIXED DRINK TAX	13,000	0	0	0	5,674	6,601	927	6,399	50.78
40320 BANK EXCISE TAX	44,000	0	0	0	0	0	0	44,000	0.00
41110 MARRIAGE LICENSE	2,500	196	229	33	689	693	4	1,807	27.72
43512 TUITION - ADULT EDUCATION	10,000	0	0	0	0	0	0	10,000	0.00
43517 TUITION - OTHER	66,000	2,825	6,370	3,545	2,825	21,505	18,680	44,495	32.58
43581 COMMUNITY SERVICE FEES - CHILD	700,000	33,959	31,913	-2,045	203,369	512,692	309,323	187,308	73.24
44110 INTEREST EARNED	143,000	9,875	1,670	-8,206	36,924	9,036	-27,888	133,964	6.32
44120 RENT ON BUILDINGS	1,000	0	0	0	0	0	0	1,000	0.00
44170 MISCELLANEOUS REFUNDS	0	0	0	0	0	2	2	-2	0.00
44520 INSURANCE RECOVERY	60,000	4,671	0	-4,671	137,812	42,482	-95,330	17,518	70.80
44530 SALE OF EQUIPMENT	35,000	0	10,403	10,403	3,472	19,048	15,576	15,952	54.42
44560 DAMAGES RECOVERED FROM INDIVID	1,000	0	0	0	50,789	0	-50,789	1,000	0.00
44570 CONTRIBUTIONS & GIFTS	250,000	0	800	800	4,500	1,300	-3,200	248,700	0.52
44990 OTHER LOCAL REVENUES - TAGS	500	0	17	17	211	222	11	278	44.44
44991 OTHER LOCAL REVENUE	83,000	0	1,086	1,086	12,668	23,591	10,923	59,409	28.42
44992 OTHER LOCAL REV- ROYALTIES/CO	33,150	2,525	4,238	1,713	5,124	13,103	7,979	20,047	39.53
46511 BASIC EDUCATION PROGRAM	37,467,000	3,651,100	3,746,700	95,600	10,953,300	11,240,100	286,800	26,226,900	30.00
46515 EARLY CHILDHOOD EDUCATION	173,000	0	0	0	0	0	0	173,000	0.00
46550 DRIVER EDUCATION	38,300	0	0	0	0	0	0	38,300	0.00
46590 OTHER STATE EDUCATION FUNDS	175,000	24,548	0	-24,548	24,888	211,959	187,071	-36,959	121.12
46610 CAREER LADDER PROGRAM	96,000	0	0	0	0	590	590	95,410	0.61
46851 STATE REVENUE SHARING - T.V.A.	1,300,000	0	0	0	0	0	0	1,300,000	0.00
46980 OTHER STATE GRANTS	555,000	-4,350	-181,558	-177,209	10,454	39,442	28,988	515,558	7.11
47143 IDEA PART-B HIGH COST FUNDS	3,500	0	0	0	0	0	0	3,500	0.00
47640 ROTC REIMBURSEMENT	165,000	3,770	6,282	2,513	40,499	33,557	-6,942	131,443	20.34
48990 OTHER	0	0	0	0	0	70,809	70,809	-70,809	0.00
49800 OPERATING TRANSFERS - INDIRECT	154,000	0	0	0	0	56,662	56,662	97,338	36.79
Grand Revenue Totals	71,831,001	5,037,624	5,407,579	369,957	17,521,482	19,391,365	1,869,885	52,439,636	27.00

Account Level	2021-22	2020-21	2021-22	October	2020-21	2021-22	FYTD	2021-22	2021-22
Acct Description	Revised Budget	October	October	Variance	FYTD Activit	FYTD Activit	Variance	Uncollected Reve	FY % Coll

Number of Accounts: 37

***** End of report *****

		CHECK CHECK					
FND	ACCT	OBJ	PRJ	NUMBER	DATE	VENDOR	AMOUNT
141	72210	355	000	141216438	10/01/2021	ADAMS, JARROD	38.54
141	72620	499	000	141216439	10/01/2021	AIRGAS INC, SOUTH DI	19.53
141	72710	330	000	141216440	10/01/2021	ALLY	331.59
141	71100	299	000	141216441	10/01/2021	AMERICAN FIDELITY AS	138.37
141	72620	499	000	141216442	10/01/2021	ANDY OXY CO INC	24.91
141	72710	399	000	141216443	10/01/2021	ARCHER BROTHERS GARA	300.00
141	72620	499	000	141216444	10/01/2021	BARNARD ROOFING	499.00
141	72250	499	000	141216445	10/01/2021	BEACON TECHNOLOGIES	280.00
141	72410	599	000	141216446	10/01/2021	BSN SPORTS	2,255.40
141	72610	399	000	141216447	10/01/2021	CES CORPORATION	360.00
141	72610	399	000	141216447	10/01/2021	CES CORPORATION	360.00
141	72610	399	000	141216447	10/01/2021	CES CORPORATION	360.00
141	72610	399	000	141216447	10/01/2021	CES CORPORATION	360.00
141	72610	399	000	141216447	10/01/2021	CES CORPORATION	360.00
141	72610	399	000	141216447	10/01/2021	CES CORPORATION	360.00
141	72610	399	000	141216447	10/01/2021	CES CORPORATION	360.00
141	72610	399	000	141216447	10/01/2021	CES CORPORATION	360.00
141	71100	499	000	141216448	10/01/2021	DCHS DIGITAL GRAPHIC	36.00
141	72710	424	000	141216449	10/01/2021	EAST TENNESSEE CHEMI	389.00
141	72250	499	000	141216451	10/01/2021	GOVCONNECTION, INC	1,036.50
141	72620	336	000	141216452	10/01/2021	HVAC INC	1,107.00
141	72120	499	000	141216453	10/01/2021	JERSEY MIKE'S	268.50
141	72120	499	000	141216453	10/01/2021	JERSEY MIKE'S	268.50
141	72610	359	000	141216454	10/01/2021	JONESBOROUGH WATER D	120.00
141	72610	454	000	141216454	10/01/2021	JONESBOROUGH WATER D	84.83
141	72610	454	000	141216454	10/01/2021	JONESBOROUGH WATER D	729.62
141	72610	359	000	141216454	10/01/2021	JONESBOROUGH WATER D	297.33
141	72610	454	000	141216454	10/01/2021	JONESBOROUGH WATER D	90.23
141	72610	454	000	141216454	10/01/2021	JONESBOROUGH WATER D	1,126.06
141	72610	454	000	141216454	10/01/2021	JONESBOROUGH WATER D	1,074.43
141	72610	454	000	141216454	10/01/2021	JONESBOROUGH WATER D	998.33
141	72610	359	000	141216454	10/01/2021	JONESBOROUGH WATER D	570.00
141	72610	454	000	141216454	10/01/2021	JONESBOROUGH WATER D	1,695.83
141	72610	359	000	141216454	10/01/2021	JONESBOROUGH WATER D	570.00
141	72610	454	000	141216454	10/01/2021	JONESBOROUGH WATER D	1,069.98
141	72610	454	000	141216454	10/01/2021	JONESBOROUGH WATER D	560.08
141	72210	355	000	141216455	10/01/2021	KEYS, ASHLEY	125.02
141	72120	499	000	141216456	10/01/2021	LAKESHORE LEARNING M	555.39
141	71100	299	000	141216457	10/01/2021	LEONARD, JILL	135.00
141	72210	355	000	141216458	10/01/2021	MCKINNEY, TWANA	73.79
141	72250	355	000	141216459	10/01/2021	MONEY, JEANA	30.08
141	72510	499	000	141216460	10/01/2021	NELCO	557.10
141	72250	499	000	141216461	10/01/2021	NewEgg Business	15.99
141	72250	499	000	141216461	10/01/2021	NewEgg Business	27.97
141	72610	399	000	141216462	10/01/2021	NORTON'S PEST CONTRO	100.00
141	71100	429	000	141216463	10/01/2021	OFFICE DEPOT	200.00
141	72130	499	000	141216463	10/01/2021	OFFICE DEPOT	61.34
141	72130	499	000	141216463	10/01/2021	OFFICE DEPOT	98.37
141	72410	499	000	141216463	10/01/2021	OFFICE DEPOT	186.72
141	71100	429	000	141216463	10/01/2021	OFFICE DEPOT	136.89
141	71100	429	000	141216463	10/01/2021	OFFICE DEPOT	199.60
141	71100	429	000	141216463	10/01/2021	OFFICE DEPOT	199.58
141	71100	429	000	141216463	10/01/2021	OFFICE DEPOT	199.38
141	71100	429	000	141216463	10/01/2021	OFFICE DEPOT	200.00
141	71100	429	000	141216463	10/01/2021	OFFICE DEPOT	96.04
141	71100	429	000	141216463	10/01/2021	OFFICE DEPOT	96.47
141	71100	429	000	141216463	10/01/2021	OFFICE DEPOT	113.71

CHECK CHECK							
FND	ACCT	OBJ	PRJ	NUMBER	DATE	VENDOR	AMOUNT
141	71200	429	000	141216463	10/01/2021	OFFICE DEPOT	99.90
141	71200	429	000	141216463	10/01/2021	OFFICE DEPOT	200.00
141	71200	429	000	141216463	10/01/2021	OFFICE DEPOT	199.90
141	71200	429	000	141216463	10/01/2021	OFFICE DEPOT	197.84
141	71100	299	000	141216465	10/01/2021	AMERICAN UNITED LIFE	187.86
141	71100	206	000	141216465	10/01/2021	AMERICAN UNITED LIFE	442.97
141	71200	206	000	141216465	10/01/2021	AMERICAN UNITED LIFE	1,326.00
141	71300	206	000	141216465	10/01/2021	AMERICAN UNITED LIFE	286.00
141	72110	206	000	141216465	10/01/2021	AMERICAN UNITED LIFE	1.00
141	72120	206	000	141216465	10/01/2021	AMERICAN UNITED LIFE	33.00
141	72130	206	000	141216465	10/01/2021	AMERICAN UNITED LIFE	102.00
141	72210	206	000	141216465	10/01/2021	AMERICAN UNITED LIFE	143.00
141	72220	206	000	141216465	10/01/2021	AMERICAN UNITED LIFE	38.00
141	72230	206	000	141216465	10/01/2021	AMERICAN UNITED LIFE	1.00
141	72320	206	000	141216465	10/01/2021	AMERICAN UNITED LIFE	5.00
141	72410	206	000	141216465	10/01/2021	AMERICAN UNITED LIFE	540.00
141	72510	206	000	141216465	10/01/2021	AMERICAN UNITED LIFE	1.00
141	72610	206	000	141216465	10/01/2021	AMERICAN UNITED LIFE	82.00
141	72620	206	000	141216465	10/01/2021	AMERICAN UNITED LIFE	14.00
141	72710	206	000	141216465	10/01/2021	AMERICAN UNITED LIFE	387.00
141	72810	206	000	141216465	10/01/2021	AMERICAN UNITED LIFE	1.00
141	72250	206	000	141216465	10/01/2021	AMERICAN UNITED LIFE	40.00
141	72210	432	000	141216466	10/01/2021	SCHOLASTIC INC	335.00
141	72320	355	000	141216467	10/01/2021	TASPA	100.00
141	72320	355	000	141216467	10/01/2021	TASPA	100.00
141	71100	429	000	141216468	10/01/2021	TENNESSEE OFFICE SUP	89.49
141	71100	429	000	141216468	10/01/2021	TENNESSEE OFFICE SUP	54.30
141	71100	429	000	141216468	10/01/2021	TENNESSEE OFFICE SUP	179.74
141	71100	429	000	141216468	10/01/2021	TENNESSEE OFFICE SUP	126.35
141	72620	499	000	141216468	10/01/2021	TENNESSEE OFFICE SUP	569.00
141	71100	210	000	141216470	10/01/2021	TN DEPT OF LABOR & W	3,122.91
141	72310	599	000	141216471	10/01/2021	WASH CO REGISTER OF	34.00
141	72620	701	000	141216472	10/01/2021	WASHINGTON COUNTY FO	4,046.35
141	72210	355	000	141216473	10/07/2021	ADAMS, JARROD	114.00
141	72210	355	000	141216473	10/07/2021	ADAMS, JARROD	120.00
141	72620	499	000	141216474	10/07/2021	ALUMINUM & GLASS SYS	377.42
141	71100	429	000	141216475	10/07/2021	AMAZON CAPITAL SERVI	841.05
141	71100	499	000	141216475	10/07/2021	AMAZON CAPITAL SERVI	851.47
141	71100	499	000	141216475	10/07/2021	AMAZON CAPITAL SERVI	668.43
141	71100	499	000	141216475	10/07/2021	AMAZON CAPITAL SERVI	740.96
141	72250	499	000	141216475	10/07/2021	AMAZON CAPITAL SERVI	589.67
141	72410	499	000	141216475	10/07/2021	AMAZON CAPITAL SERVI	399.44
141	71100	429	000	141216475	10/07/2021	AMAZON CAPITAL SERVI	118.68
141	71100	429	000	141216475	10/07/2021	AMAZON CAPITAL SERVI	199.44
141	71100	429	000	141216475	10/07/2021	AMAZON CAPITAL SERVI	572.71
141	71100	429	000	141216475	10/07/2021	AMAZON CAPITAL SERVI	399.83
141	71100	429	000	141216475	10/07/2021	AMAZON CAPITAL SERVI	62.99
141	71100	429	000	141216475	10/07/2021	AMAZON CAPITAL SERVI	73.53
141	71100	429	000	141216475	10/07/2021	AMAZON CAPITAL SERVI	261.79
141	71100	429	000	141216475	10/07/2021	AMAZON CAPITAL SERVI	180.20
141	71100	429	000	141216475	10/07/2021	AMAZON CAPITAL SERVI	16.02
141	71100	429	000	141216475	10/07/2021	AMAZON CAPITAL SERVI	16.59
141	72130	499	000	141216475	10/07/2021	AMAZON CAPITAL SERVI	399.07
141	72250	499	000	141216475	10/07/2021	AMAZON CAPITAL SERVI	266.48
141	72310	599	000	141216476	10/07/2021	AURORA INSTITUTE	500.00
141	71100	499	000	141216477	10/07/2021	BAILEY, ASHLEY	35.15

CHECK CHECK							
FND	ACCT	OBJ	PRJ	NUMBER	DATE	VENDOR	AMOUNT
141	71100	499	000	141216478	10/07/2021	BOONES CREEK ELEMENT	388.89
141	72220	355	000	141216479	10/07/2021	CAMPBELL, AMANDA	99.17
141	72210	336	000	141216480	10/07/2021	CAPSTONE PRESS	1,999.00
141	72220	355	000	141216481	10/07/2021	CARR, ABIGAIL	68.15
141	72250	499	000	141216482	10/07/2021	CDW GOVERNMENT, INC	9,550.00
141	72610	599	000	141216483	10/07/2021	CENTURYLINK	134.16
141	72710	453	000	141216484	10/07/2021	CHAMPION CHEVROLET-C	60.95
141	72220	355	000	141216485	10/07/2021	CHAPMAN, JOHANNA	105.75
141	72220	399	000	141216486	10/07/2021	CHEROKEE HEALTH SYST	172.00
141	72220	399	000	141216486	10/07/2021	CHEROKEE HEALTH SYST	172.00
141	72230	499	000	141216487	10/07/2021	CHICK FIL-A	233.70
141	72620	499	000	141216488	10/07/2021	CITY ELECTRIC SUPPLY	386.10
141	72620	499	000	141216488	10/07/2021	CITY ELECTRIC SUPPLY	45.00
141	72620	499	000	141216488	10/07/2021	CITY ELECTRIC SUPPLY	234.00
141	72620	499	000	141216488	10/07/2021	CITY ELECTRIC SUPPLY	390.00
141	72120	355	000	141216489	10/07/2021	COLLETTE, TERESA	101.05
141	72320	399	000	141216490	10/07/2021	COMCAST	63.37
141	72320	399	000	141216490	10/07/2021	COMCAST	85.92
141	72610	399	000	141216491	10/07/2021	CRYSTAL SPRINGS	77.90
141	72220	355	000	141216492	10/07/2021	CULBERTSON, ALICIA	124.55
141	71100	499	000	141216493	10/07/2021	DANIEL BOONE HIGH SC	1,919.42
141	71100	499	000	141216494	10/07/2021	DAVID CROCKETT HIGH	2,942.48
141	71100	499	000	141216495	10/07/2021	DEPEW, MICHELLE	35.15
141	72710	207	000	141216496	10/07/2021	DIRECT HEALTH CARE	100.00
141	72710	599	000	141216496	10/07/2021	DIRECT HEALTH CARE	950.00
141	72620	499	000	141216497	10/07/2021	EAST TENNESSEE RENT-	275.00
141	71100	499	000	141216498	10/07/2021	FALL BRANCH SCHOOL	72.44
141	72620	499	000	141216499	10/07/2021	FENCO SUPPLY	89.55
141	72620	499	000	141216499	10/07/2021	FENCO SUPPLY	15.79
141	72620	499	000	141216499	10/07/2021	FENCO SUPPLY	352.10
141	72620	499	000	141216499	10/07/2021	FENCO SUPPLY	85.40
141	72620	499	000	141216499	10/07/2021	FENCO SUPPLY	69.46
141	72620	499	000	141216499	10/07/2021	FENCO SUPPLY	61.17
141	72620	499	000	141216499	10/07/2021	FENCO SUPPLY	77.34
141	72620	499	000	141216499	10/07/2021	FENCO SUPPLY	161.81
141	72620	499	000	141216499	10/07/2021	FENCO SUPPLY	140.48
141	72620	499	000	141216499	10/07/2021	FENCO SUPPLY	60.43
141	72620	499	000	141216499	10/07/2021	FENCO SUPPLY	252.13
141	72620	499	000	141216499	10/07/2021	FENCO SUPPLY	15.79
141	73400	499	000	141216500	10/07/2021	FENDER'S FARM	200.00
141	72620	499	000	141216501	10/07/2021	FERGUSON ENTERPRISES	289.88
141	72620	499	000	141216501	10/07/2021	FERGUSON ENTERPRISES	788.58
141	72620	499	000	141216501	10/07/2021	FERGUSON ENTERPRISES	762.00
141	72230	355	000	141216502	10/07/2021	FINK, CRYSTAL	56.02
141	72610	399	000	141216503	10/07/2021	FLEENOR SECURITY SYS	75.00
141	72610	399	000	141216503	10/07/2021	FLEENOR SECURITY SYS	63.03
141	72710	412	000	141216504	10/07/2021	FUE LZ-A MCPHERSON CO	25.00
141	72710	412	000	141216504	10/07/2021	FUE LZ-A MCPHERSON CO	25,049.43
141	72710	425	000	141216504	10/07/2021	FUE LZ-A MCPHERSON CO	14,909.53
141	72210	355	000	141216505	10/07/2021	GARST, JOHNATHAN	183.30
141	72210	355	000	141216507	10/07/2021	GOUGE, STEPHANIE	18.80
141	71100	499	000	141216508	10/07/2021	GRANDVIEW ELEMENTARY	274.54
141	71100	499	000	141216509	10/07/2021	GRAY ELEMENTARY SCHO	22.04
141	72110	355	000	141216510	10/07/2021	GRAY, SHANNON	21.62
141	72610	499	000	141216511	10/07/2021	GREENE COUNTY KUBOTA	1,040.56
141	72210	355	000	141216512	10/07/2021	HAYES, CINDY	34.78

		CHECK CHECK					
FND	ACCT	OBJ	PRJ	NUMBER	DATE	VENDOR	AMOUNT
141	72120	355	000	141216513	10/07/2021	HITE, EMILY	7.52
141	71100	429	000	141216514	10/07/2021	INGLES MARKETS, INC	58.02
141	72610	454	000	141216515	10/07/2021	JOHNSON CITY UTILITY	467.17
141	72610	454	000	141216515	10/07/2021	JOHNSON CITY UTILITY	16.35
141	72610	454	000	141216515	10/07/2021	JOHNSON CITY UTILITY	1,310.12
141	72610	454	000	141216515	10/07/2021	JOHNSON CITY UTILITY	54.86
141	71100	499	000	141216516	10/07/2021	JONESBOROUGH ELEMENT	78.08
141	71100	499	000	141216517	10/07/2021	JONESBOROUGH MIDDLE	59.80
141	72410	355	000	141216518	10/07/2021	KITE, JOSH	178.60
141	71100	499	000	141216519	10/07/2021	LAMAR SCHOOL	51.80
141	72210	336	000	141216520	10/07/2021	LAMINATOR.COM	358.38
141	72220	355	000	141216521	10/07/2021	LOYD, KATHY	278.71
141	71100	449	000	141216522	10/07/2021	MACMILLAN HOLDINGS L	3,557.20
141	71300	429	000	141216523	10/07/2021	MARIANNA INDUSTRIES	309.18
141	71300	429	000	141216523	10/07/2021	MARIANNA INDUSTRIES	90.84
141	72510	355	000	141216524	10/07/2021	MASTERS, PAUL	25.85
141	72120	355	000	141216525	10/07/2021	MEADE, MEAGAN	14.10
141	72710	453	000	141216526	10/07/2021	MID-SOUTH BUS CENTER	411.49
141	72710	453	000	141216526	10/07/2021	MID-SOUTH BUS CENTER	330.17
141	72710	453	000	141216526	10/07/2021	MID-SOUTH BUS CENTER	563.36
141	72710	453	000	141216526	10/07/2021	MID-SOUTH BUS CENTER	377.21
141	72250	499	000	141216527	10/07/2021	NewEgg Business	169.96
141	72250	499	000	141216527	10/07/2021	NewEgg Business	119.97
141	72250	499	000	141216527	10/07/2021	NewEgg Business	145.81
141	72410	499	000	141216528	10/07/2021	OFFICE DEPOT	6.19
141	72410	499	000	141216528	10/07/2021	OFFICE DEPOT	80.56
141	72410	499	000	141216528	10/07/2021	OFFICE DEPOT	22.62
141	72410	499	000	141216528	10/07/2021	OFFICE DEPOT	12.18
141	72410	499	000	141216528	10/07/2021	OFFICE DEPOT	18.89
141	72410	499	000	141216528	10/07/2021	OFFICE DEPOT	19.52
141	72410	499	000	141216528	10/07/2021	OFFICE DEPOT	22.59
141	72410	499	000	141216528	10/07/2021	OFFICE DEPOT	213.03
141	71100	429	000	141216528	10/07/2021	OFFICE DEPOT	84.19
141	71100	429	000	141216528	10/07/2021	OFFICE DEPOT	117.63
141	71100	429	000	141216528	10/07/2021	OFFICE DEPOT	199.68
141	71100	429	000	141216528	10/07/2021	OFFICE DEPOT	249.31
141	71100	429	000	141216528	10/07/2021	OFFICE DEPOT	34.49
141	71100	429	000	141216528	10/07/2021	OFFICE DEPOT	106.28
141	71100	429	000	141216528	10/07/2021	OFFICE DEPOT	50.79
141	71100	429	000	141216528	10/07/2021	OFFICE DEPOT	90.29
141	71100	429	000	141216528	10/07/2021	OFFICE DEPOT	41.94
141	72250	499	000	141216528	10/07/2021	OFFICE DEPOT	35.99
141	71300	429	000	141216528	10/07/2021	OFFICE DEPOT	386.30
141	72210	355	000	141216529	10/07/2021	OGLE, JOSH	131.13
141	72210	355	000	141216529	10/07/2021	OGLE, JOSH	93.06
141	72610	499	000	141216530	10/07/2021	OLDE TOWNE SMALL ENG	121.98
141	72610	499	000	141216530	10/07/2021	OLDE TOWNE SMALL ENG	230.70
141	72610	499	000	141216530	10/07/2021	OLDE TOWNE SMALL ENG	26.50
141	72610	499	000	141216530	10/07/2021	OLDE TOWNE SMALL ENG	359.95
141	72620	499	000	141216531	10/07/2021	OLDE TOWNE LOCK & KE	34.97
141	72610	499	000	141216532	10/07/2021	PIONEER ATHLETICS	8,104.25
141	72410	499	000	141216533	10/07/2021	QUILL LLC	233.06
141	72410	499	000	141216533	10/07/2021	QUILL LLC	10.56
141	72410	499	000	141216533	10/07/2021	QUILL LLC	7.20
141	72410	499	000	141216533	10/07/2021	QUILL LLC	5.34
141	71100	499	000	141216533	10/07/2021	QUILL LLC	1,111.32

				CHECK CHECK			
FND	ACCT	OBJ	PRJ	NUMBER	DATE	VENDOR	AMOUNT
141	71200	429	000	141216533	10/07/2021	QUILL LLC	89.99
141	71100	429	000	141216533	10/07/2021	QUILL LLC	64.29
141	71100	429	000	141216533	10/07/2021	QUILL LLC	7.82
141	71100	429	000	141216533	10/07/2021	QUILL LLC	117.61
141	72210	432	000	141216533	10/07/2021	QUILL LLC	372.98
141	72250	499	000	141216533	10/07/2021	QUILL LLC	317.91
141	72250	499	000	141216533	10/07/2021	QUILL LLC	48.59
141	72250	499	000	141216533	10/07/2021	QUILL LLC	935.17
141	72220	355	000	141216535	10/07/2021	REID, JANEY	44.65
141	72210	432	000	141216536	10/07/2021	RENAISSANCE	2,676.00
141	72620	499	000	141216537	10/07/2021	RFC COMPANY	944.65
141	72620	499	000	141216537	10/07/2021	RFC COMPANY	409.94
141	71100	499	000	141216538	10/07/2021	RIDGEVIEW ELEMENTARY	90.92
141	72320	399	000	141216534	10/07/2021	ROBERT J. YOUNG COMP	282.75
141	72210	524	000	141216539	10/07/2021	SANFORD, SARAHFAYE	170.00
141	71100	429	000	141216540	10/07/2021	SCHOLASTIC INC	205.46
141	71100	429	000	141216541	10/07/2021	SCHOOL SPECIALTY LLC	394.83
141	71100	429	000	141216541	10/07/2021	SCHOOL SPECIALTY LLC	399.70
141	71200	429	000	141216541	10/07/2021	SCHOOL SPECIALTY LLC	210.01
141	71100	429	000	141216541	10/07/2021	SCHOOL SPECIALTY LLC	173.46
141	72220	355	000	141216542	10/07/2021	SELF, LEA	72.85
141	72620	499	000	141216543	10/07/2021	SHARE CORPORATION	630.00
141	72620	499	000	141216544	10/07/2021	SHERWIN WILLIAMS	-475.29
141	72620	499	000	141216544	10/07/2021	SHERWIN WILLIAMS	216.84
141	72620	499	000	141216544	10/07/2021	SHERWIN WILLIAMS	432.40
141	72620	499	000	141216544	10/07/2021	SHERWIN WILLIAMS	168.43
141	72250	499	000	141216545	10/07/2021	SHIELDS ELECTRONICS	98.18
141	72250	499	000	141216545	10/07/2021	SHIELDS ELECTRONICS	627.88
141	72250	499	000	141216545	10/07/2021	SHIELDS ELECTRONICS	129.98
141	72250	499	000	141216545	10/07/2021	SHIELDS ELECTRONICS	296.35
141	72320	399	000	141216546	10/07/2021	SHRED A WAY	40.00
141	72320	399	000	141216546	10/07/2021	SHRED A WAY	40.00
141	72320	399	000	141216546	10/07/2021	SHRED A WAY	40.00
141	72620	599	000	141216546	10/07/2021	SHRED A WAY	250.00
141	72120	355	000	141216547	10/07/2021	SMITH, DONNA	5.64
141	71100	499	000	141216548	10/07/2021	SOUTH CENTRAL SCHOOL	90.52
141	72610	499	000	141216549	10/07/2021	SOUTHERN STATES CO-O	6,090.00
141	72610	499	000	141216549	10/07/2021	SOUTHERN STATES CO-O	212.80
141	72220	355	000	141216550	10/07/2021	ST JOHN, SEBRENA	81.78
141	71100	429	000	141216551	10/07/2021	STEM SUPPLIES	871.56
141	71100	429	000	141216551	10/07/2021	STEM SUPPLIES	728.51
141	72510	355	000	141216552	10/07/2021	STEVENS, MICHELLE	10.34
141	71100	499	000	141216553	10/07/2021	SULPHUR SPRINGS SCHO	82.72
141	71100	429	000	141216555	10/07/2021	TEACHER'S DISCOVERY	30.44
141	71100	429	000	141216555	10/07/2021	TEACHER'S DISCOVERY	101.71
141	71100	429	000	141216557	10/07/2021	TENNESSEE OFFICE SUP	4.00
141	71100	429	000	141216557	10/07/2021	TENNESSEE OFFICE SUP	40.08
141	71100	429	000	141216557	10/07/2021	TENNESSEE OFFICE SUP	92.73
141	71100	429	000	141216557	10/07/2021	TENNESSEE OFFICE SUP	10.06
141	71100	429	000	141216557	10/07/2021	TENNESSEE OFFICE SUP	188.73
141	71100	429	000	141216557	10/07/2021	TENNESSEE OFFICE SUP	87.29
141	71100	429	000	141216557	10/07/2021	TENNESSEE OFFICE SUP	173.84
141	71100	429	000	141216557	10/07/2021	TENNESSEE OFFICE SUP	114.44
141	72120	355	000	141216559	10/07/2021	THOMAS, KARRIE	140.53
141	72620	499	000	141216560	10/07/2021	TMS SOUTH	957.09
141	72710	453	000	141216561	10/07/2021	TRUCK PRO	78.50

CHECK CHECK							
FND	ACCT	OBJ	PRJ	NUMBER	DATE	VENDOR	AMOUNT
141	72710	453	000	141216561	10/07/2021	TRUCK PRO	630.44
141	72710	453	000	141216561	10/07/2021	TRUCK PRO	107.57
141	72710	453	000	141216561	10/07/2021	TRUCK PRO	215.14
141	72710	453	000	141216561	10/07/2021	TRUCK PRO	363.75
141	72710	453	000	141216561	10/07/2021	TRUCK PRO	909.01
141	72250	499	000	141216562	10/07/2021	TYLER TECHNOLOGIES	9,575.00
141	71200	429	000	141216563	10/07/2021	US POST OFFICE	58.00
141	71200	599	000	141216564	10/07/2021	VERIZON WIRELESS	60.06
141	72320	307	000	141216564	10/07/2021	VERIZON WIRELESS	2,213.07
141	72250	499	000	141216564	10/07/2021	VERIZON WIRELESS	549.99
141	72320	307	000	141216564	10/07/2021	VERIZON WIRELESS	285.64
141	72120	355	000	141216565	10/07/2021	WAGNER, KELLY	56.87
141	71100	429	000	141216566	10/07/2021	WEST MUSIC	195.00
141	71100	429	000	141216566	10/07/2021	WEST MUSIC	100.50
141	71100	499	000	141216567	10/07/2021	WEST VIEW SCHOOL	126.68
141	72210	355	000	141216568	10/07/2021	WILLIAMS, CHRISTEN	245.34
141	72210	355	000	141216568	10/07/2021	WILLIAMS, CHRISTEN	210.56
141	72210	355	000	141216569	10/07/2021	WOODWARD, HANNAH	9.87
141	71100	299	000	141216587	10/12/2021	AIUTO	34.20
141	71100	299	000	141216588	10/12/2021	AMERICAN FIDELITY	40.00
141	71100	499	000	141216589	10/12/2021	BANKCARD CENTER	23.19
141	72110	355	000	141216589	10/12/2021	BANKCARD CENTER	579.33
141	72210	355	000	141216589	10/12/2021	BANKCARD CENTER	288.00
141	72310	599	000	141216589	10/12/2021	BANKCARD CENTER	1,151.58
141	72250	355	000	141216589	10/12/2021	BANKCARD CENTER	9.78
141	72250	499	000	141216589	10/12/2021	BANKCARD CENTER	641.18
141	71100	299	000	141216595	10/12/2021	OPTUM	100.00
141	71100	299	000	141216595	10/12/2021	OPTUM	350.00
141	72620	499	000	141216598	10/15/2021	ADVANCE AUTO PARTS	44.99
141	72710	453	000	141216598	10/15/2021	ADVANCE AUTO PARTS	1,146.15
141	72620	499	000	141216599	10/15/2021	AIRGAS INC, SOUTH DI	18.90
141	72210	355	000	141216600	10/15/2021	AKIN, JACOB	150.87
141	72710	330	000	141216601	10/15/2021	ALLY	350.54
141	71100	429	000	141216602	10/15/2021	AMAZON CAPITAL SERVI	14.10
141	71100	429	000	141216602	10/15/2021	AMAZON CAPITAL SERVI	43.96
141	71100	429	000	141216602	10/15/2021	AMAZON CAPITAL SERVI	178.85
141	71100	429	000	141216602	10/15/2021	AMAZON CAPITAL SERVI	145.31
141	71100	499	000	141216602	10/15/2021	AMAZON CAPITAL SERVI	134.67
141	71100	499	000	141216602	10/15/2021	AMAZON CAPITAL SERVI	33.93
141	71100	499	000	141216602	10/15/2021	AMAZON CAPITAL SERVI	12.16
141	72620	499	000	141216603	10/15/2021	ANDY OXY CO INC	26.61
141	72710	424	000	141216604	10/15/2021	ATCO INTERNATIONAL	200.55
141	72620	499	000	141216605	10/15/2021	AUTO ZONE	6.09
141	72250	499	000	141216606	10/15/2021	BEACON TECHNOLOGIES	570.00
141	71200	429	000	141216607	10/15/2021	BEN FRANKLIN CRAFTS	200.00
141	72710	450	000	141216608	10/15/2021	BEST ONE TIRE	481.40
141	72710	450	000	141216608	10/15/2021	BEST ONE TIRE	533.40
141	72710	450	000	141216608	10/15/2021	BEST ONE TIRE	280.00
141	72710	450	000	141216608	10/15/2021	BEST ONE TIRE	481.40
141	72710	450	000	141216608	10/15/2021	BEST ONE TIRE	6,922.32
141	72710	450	000	141216608	10/15/2021	BEST ONE TIRE	1,522.50
141	72710	450	000	141216608	10/15/2021	BEST ONE TIRE	281.40
141	72710	450	000	141216608	10/15/2021	BEST ONE TIRE	200.70
141	72710	450	000	141216608	10/15/2021	BEST ONE TIRE	66.55
141	72310	305	000	141216609	10/15/2021	BLACKBURN CHILDERS &	45,700.00
141	72610	434	000	141216610	10/15/2021	BLOSSMAN GAS & APPLI	5,467.41

		CHECK CHECK					
FND	ACCT	OBJ	PRJ	NUMBER	DATE	VENDOR	AMOUNT
141	72220	355	000	141216611	10/15/2021	BOWMAN, JEREMY	85.54
141	72210	524	000	141216612	10/15/2021	BROWN, ASHLEY	155.00
141	72610	599	000	141216613	10/15/2021	CENTURYLINK	28.02
141	72610	399	000	141216614	10/15/2021	CHEM-AQUA INC	1,332.62
141	72220	399	000	141216615	10/15/2021	CHEROKEE HEALTH SYST	131.00
141	72220	399	000	141216615	10/15/2021	CHEROKEE HEALTH SYST	131.00
141	72220	355	000	141216616	10/15/2021	CHITTUM, ROB	224.19
141	72610	454	000	141216617	10/15/2021	CHUCKEY UTILITY DIST	325.93
141	72220	355	000	141216618	10/15/2021	CHURCH, ASHLEY	98.70
141	72610	599	000	141216619	10/15/2021	CINTAS	49.77
141	72610	599	000	141216619	10/15/2021	CINTAS	49.77
141	72610	599	000	141216619	10/15/2021	CINTAS	49.77
141	72610	599	000	141216619	10/15/2021	CINTAS	49.77
141	72610	599	000	141216619	10/15/2021	CINTAS	56.01
141	72610	599	000	141216619	10/15/2021	CINTAS	56.01
141	72610	599	000	141216619	10/15/2021	CINTAS	56.01
141	72610	599	000	141216619	10/15/2021	CINTAS	56.01
141	72610	599	000	141216619	10/15/2021	CINTAS	56.01
141	72610	599	000	141216619	10/15/2021	CINTAS	56.01
141	72610	599	000	141216619	10/15/2021	CINTAS	68.09
141	72610	599	000	141216619	10/15/2021	CINTAS	68.09
141	72610	599	000	141216619	10/15/2021	CINTAS	68.09
141	72610	599	000	141216619	10/15/2021	CINTAS	68.09
141	72610	599	000	141216619	10/15/2021	CINTAS	68.09
141	72610	599	000	141216619	10/15/2021	CINTAS	68.09
141	72610	599	000	141216619	10/15/2021	CINTAS	25.00
141	72610	599	000	141216619	10/15/2021	CINTAS	25.00
141	72610	599	000	141216619	10/15/2021	CINTAS	25.00
141	72610	599	000	141216619	10/15/2021	CINTAS	25.00
141	72620	599	000	141216619	10/15/2021	CINTAS	386.49
141	72620	599	000	141216619	10/15/2021	CINTAS	386.49
141	72620	599	000	141216619	10/15/2021	CINTAS	756.55
141	72620	599	000	141216619	10/15/2021	CINTAS	392.88
141	72710	599	000	141216619	10/15/2021	CINTAS	40.47
141	72710	599	000	141216619	10/15/2021	CINTAS	40.47
141	72710	599	000	141216619	10/15/2021	CINTAS	40.47
141	72710	599	000	141216619	10/15/2021	CINTAS	40.47
141	72710	599	000	141216619	10/15/2021	CINTAS	97.72
141	72710	599	000	141216619	10/15/2021	CINTAS	97.72
141	72710	599	000	141216619	10/15/2021	CINTAS	97.72
141	72710	599	000	141216619	10/15/2021	CINTAS	97.72
141	72610	599	000	141216619	10/15/2021	CINTAS	25.00
141	72610	454	000	141216620	10/15/2021	CITY OF KINGSPORT	163.42
141	72620	499	000	141216621	10/15/2021	CLINE-HOLDER ELECTRI	419.05
141	72620	499	000	141216621	10/15/2021	CLINE-HOLDER ELECTRI	274.05
141	72620	499	000	141216621	10/15/2021	CLINE-HOLDER ELECTRI	555.85
141	72620	499	000	141216621	10/15/2021	CLINE-HOLDER ELECTRI	443.00
141	72210	355	000	141216622	10/15/2021	CROSBY, MEGAN	60.16
141	72210	355	000	141216622	10/15/2021	CROSBY, MEGAN	79.43
141	72210	432	000	141216623	10/15/2021	EBSCO INFORMATION SE	3,000.00
141	72320	307	000	141216624	10/15/2021	ENA SERVICES LLC	356.61
141	72320	307	000	141216624	10/15/2021	ENA SERVICES LLC	434.61
141	72320	307	000	141216624	10/15/2021	ENA SERVICES LLC	616.83
141	72320	307	000	141216624	10/15/2021	ENA SERVICES LLC	504.78
141	72320	307	000	141216624	10/15/2021	ENA SERVICES LLC	189.34
141	72320	307	000	141216624	10/15/2021	ENA SERVICES LLC	321.52
141	72320	307	000	141216624	10/15/2021	ENA SERVICES LLC	234.18
141	72320	307	000	141216624	10/15/2021	ENA SERVICES LLC	238.10

CHECK CHECK							
FND	ACCT	OBJ	PRJ	NUMBER	DATE	VENDOR	AMOUNT
141	72320	307	000	141216624	10/15/2021	ENA SERVICES LLC	199.10
141	72320	307	000	141216624	10/15/2021	ENA SERVICES LLC	225.76
141	72320	307	000	141216624	10/15/2021	ENA SERVICES LLC	161.84
141	72320	307	000	141216624	10/15/2021	ENA SERVICES LLC	419.44
141	72320	307	000	141216624	10/15/2021	ENA SERVICES LLC	211.68
141	72320	307	000	141216624	10/15/2021	ENA SERVICES LLC	206.26
141	72710	307	000	141216624	10/15/2021	ENA SERVICES LLC	54.17
141	72620	307	000	141216624	10/15/2021	ENA SERVICES LLC	236.60
141	72320	307	000	141216624	10/15/2021	ENA SERVICES LLC	223.60
141	72320	307	000	141216624	10/15/2021	ENA SERVICES LLC	488.78
141	72610	599	000	141216624	10/15/2021	ENA SERVICES LLC	931.06
141	73300	599	000	141216624	10/15/2021	ENA SERVICES LLC	98.76
141	72620	499	000	141216625	10/15/2021	FASTENAL	316.30
141	72620	499	000	141216625	10/15/2021	FASTENAL	117.46
141	72620	499	000	141216625	10/15/2021	FASTENAL	589.17
141	73400	429	000	141216626	10/15/2021	FENDER'S FARM	150.00
141	72710	425	000	141216627	10/15/2021	FERGUSON, ART	39.61
141	72210	524	000	141216629	10/15/2021	FOISTER, MARY	155.00
141	71100	499	000	141216630	10/15/2021	FOOD CITY	291.01
141	72620	499	000	141216631	10/15/2021	FOSTER SIGNS	90.00
141	72620	499	000	141216631	10/15/2021	FOSTER SIGNS	250.00
141	72620	499	000	141216631	10/15/2021	FOSTER SIGNS	250.00
141	71100	207	000	141216632	10/15/2021	FREEMAN, RICK	3,023.00
141	72250	355	000	141216633	10/15/2021	FULLBRIGHT, CURTIS	64.39
141	71100	499	000	141216634	10/15/2021	GALE, TINA	87.50
141	72410	355	000	141216635	10/15/2021	GOOD, DANNY	96.82
141	71300	429	000	141216636	10/15/2021	GREENHOUSE MEGASTORE	779.29
141	71100	499	000	141216637	10/15/2021	HALL, RODNEY	350.00
141	72620	499	000	141216638	10/15/2021	HOME DEPOT PRO	203.54
141	72610	410	000	141216638	10/15/2021	HOME DEPOT PRO	80.08
141	72610	410	000	141216638	10/15/2021	HOME DEPOT PRO	41.46
141	72610	410	000	141216638	10/15/2021	HOME DEPOT PRO	196.70
141	72610	410	000	141216638	10/15/2021	HOME DEPOT PRO	86.65
141	72610	410	000	141216638	10/15/2021	HOME DEPOT PRO	456.00
141	72610	410	000	141216638	10/15/2021	HOME DEPOT PRO	52.08
141	72610	410	000	141216638	10/15/2021	HOME DEPOT PRO	1,070.51
141	72610	410	000	141216638	10/15/2021	HOME DEPOT PRO	1,729.44
141	72610	410	000	141216638	10/15/2021	HOME DEPOT PRO	1,096.37
141	72610	410	000	141216638	10/15/2021	HOME DEPOT PRO	175.23
141	72610	410	000	141216638	10/15/2021	HOME DEPOT PRO	795.96
141	72610	410	000	141216638	10/15/2021	HOME DEPOT PRO	1,098.72
141	72610	410	000	141216638	10/15/2021	HOME DEPOT PRO	564.68
141	72610	410	000	141216638	10/15/2021	HOME DEPOT PRO	880.52
141	72610	410	000	141216638	10/15/2021	HOME DEPOT PRO	706.39
141	72610	410	000	141216638	10/15/2021	HOME DEPOT PRO	150.85
141	72610	410	000	141216638	10/15/2021	HOME DEPOT PRO	229.52
141	72710	425	000	141216640	10/15/2021	JEFFERS, LEN	44.00
141	72610	454	000	141216641	10/15/2021	JONESBOROUGH WATER D	3,283.85
141	72610	454	000	141216641	10/15/2021	JONESBOROUGH WATER D	721.37
141	72210	524	000	141216642	10/15/2021	KETRON, CATHY	155.00
141	72710	425	000	141216643	10/15/2021	LEDFOORD, ROBERT	25.00
141	71100	429	000	141216644	10/15/2021	LIVESCHOOL	3,950.00
141	72410	599	000	141216645	10/15/2021	LOWE'S	444.91
141	72620	499	000	141216645	10/15/2021	LOWE'S	4,321.50
141	71300	429	000	141216645	10/15/2021	LOWE'S	1,114.43
141	71300	429	000	141216645	10/15/2021	LOWE'S	1,418.46

		CHECK CHECK					
FND	ACCT	OBJ	PRJ	NUMBER	DATE	VENDOR	AMOUNT
141	72710	424	000	141216646	10/15/2021	MATHESON TRI-GAS INC	65.70
141	72620	499	000	141216647	10/15/2021	MCCALL COMMERCIAL FE	3,176.00
141	71100	499	000	141216648	10/15/2021	MEDCO SUPPLY COMPANY	138.85
141	72210	524	000	141216649	10/15/2021	NASH, LORI	130.00
141	72210	336	000	141216650	10/15/2021	NEARPOD INC	2,000.00
141	72620	336	000	141216651	10/15/2021	NOR-WELL COMPANY	9,940.00
141	71100	499	000	141216652	10/15/2021	NOTABLE, INC (KAMI)	396.00
141	71100	429	000	141216653	10/15/2021	OFFICE DEPOT	199.62
141	71100	429	000	141216653	10/15/2021	OFFICE DEPOT	199.73
141	71100	429	000	141216653	10/15/2021	OFFICE DEPOT	185.82
141	71100	429	000	141216653	10/15/2021	OFFICE DEPOT	60.47
141	71100	429	000	141216653	10/15/2021	OFFICE DEPOT	15.74
141	71100	429	000	141216653	10/15/2021	OFFICE DEPOT	95.53
141	71100	429	000	141216653	10/15/2021	OFFICE DEPOT	197.27
141	71100	429	000	141216653	10/15/2021	OFFICE DEPOT	128.40
141	71100	429	000	141216653	10/15/2021	OFFICE DEPOT	191.04
141	71100	429	000	141216653	10/15/2021	OFFICE DEPOT	198.19
141	71100	429	000	141216653	10/15/2021	OFFICE DEPOT	196.41
141	71100	429	000	141216653	10/15/2021	OFFICE DEPOT	133.12
141	71100	429	000	141216653	10/15/2021	OFFICE DEPOT	199.18
141	71100	429	000	141216653	10/15/2021	OFFICE DEPOT	198.49
141	72130	499	000	141216653	10/15/2021	OFFICE DEPOT	312.86
141	72130	499	000	141216653	10/15/2021	OFFICE DEPOT	87.14
141	72130	499	000	141216653	10/15/2021	OFFICE DEPOT	397.24
141	71200	429	000	141216653	10/15/2021	OFFICE DEPOT	196.16
141	71200	429	000	141216653	10/15/2021	OFFICE DEPOT	197.79
141	71200	429	000	141216653	10/15/2021	OFFICE DEPOT	199.97
141	71200	429	000	141216653	10/15/2021	OFFICE DEPOT	199.43
141	71200	429	000	141216653	10/15/2021	OFFICE DEPOT	199.02
141	71200	429	000	141216653	10/15/2021	OFFICE DEPOT	196.28
141	71200	429	000	141216653	10/15/2021	OFFICE DEPOT	41.52
141	71200	429	000	141216653	10/15/2021	OFFICE DEPOT	157.04
141	71100	299	000	141216654	10/15/2021	THE OMNI GROUP	112.00
141	72210	355	000	141216655	10/15/2021	PERCELL, CINDY	18.33
141	72610	399	000	141216656	10/15/2021	PREMIER FIRE PROTECT	794.00
141	71100	499	000	141216657	10/15/2021	QUALITY TROPHY & ENG	810.00
141	71300	730	000	141216658	10/15/2021	RELETECH	14,991.00
141	72410	599	000	141216659	10/15/2021	RIDDELL ALL AMERICAN	2,620.36
141	71100	429	000	141216660	10/15/2021	SCHOLASTIC INC	680.69
141	71100	499	000	141216660	10/15/2021	SCHOLASTIC INC	260.98
141	72610	499	000	141216661	10/15/2021	SITE ONE LANDSCAPE S	287.58
141	72250	499	000	141216662	10/15/2021	STAPLES	214.95
141	72250	499	000	141216662	10/15/2021	STAPLES	914.95
141	72610	399	000	141216663	10/15/2021	STATE OF TENNESSEE	55.00
141	72120	599	000	141216664	10/15/2021	SYNCHRONY BANK JCP	682.00
141	72220	524	000	141216665	10/15/2021	TASP	250.00
141	72220	355	000	141216666	10/15/2021	TEILMANN, CHRISTIE	69.56
141	72620	499	000	141216668	10/15/2021	TMS SOUTH	133.06
141	72620	499	000	141216669	10/15/2021	TRANE COMPANY	308.81
141	72620	499	000	141216669	10/15/2021	TRANE COMPANY	13.43
141	72610	499	000	141216670	10/15/2021	TRI CITY MOWER & SAW	15.00
141	72610	499	000	141216670	10/15/2021	TRI CITY MOWER & SAW	70.98
141	72610	499	000	141216670	10/15/2021	TRI CITY MOWER & SAW	112.99
141	72610	499	000	141216671	10/15/2021	WASHINGTON FARMERS C	91.00
141	72610	499	000	141216671	10/15/2021	WASHINGTON FARMERS C	340.51
141	72610	499	000	141216671	10/15/2021	WASHINGTON FARMERS C	417.00

		CHECK CHECK					
FND	ACCT	OBJ	PRJ	NUMBER	DATE	VENDOR	AMOUNT
141	72610	499	000	141216671	10/15/2021	WASHINGTON FARMERS C	60.00
141	72210	524	000	141216672	10/15/2021	WILLIAMS, KRISTEN	155.00
141	72610	359	000	141216673	10/15/2021	WM CORPORATE SERVICE	57.33
141	72620	499	000	141216674	10/15/2021	WM. S. TRIMBLE COMPA	550.00
141	72610	434	000	141216686	10/19/2021	ATMOS ENERGY	42.00
141	72610	434	000	141216686	10/19/2021	ATMOS ENERGY	42.00
141	72610	434	000	141216686	10/19/2021	ATMOS ENERGY	46.38
141	72610	434	000	141216686	10/19/2021	ATMOS ENERGY	48.12
141	72610	434	000	141216686	10/19/2021	ATMOS ENERGY	105.07
141	72610	434	000	141216686	10/19/2021	ATMOS ENERGY	42.91
141	72610	434	000	141216686	10/19/2021	ATMOS ENERGY	42.00
141	72610	434	000	141216686	10/19/2021	ATMOS ENERGY	421.45
141	72610	434	000	141216686	10/19/2021	ATMOS ENERGY	124.72
141	72210	524	000	141216687	10/19/2021	BOLUS, CANDICE	36.00
141	72610	415	000	141216688	10/19/2021	BRIGHT RIDGE	7,514.90
141	72610	415	000	141216688	10/19/2021	BRIGHT RIDGE	1,262.82
141	72610	415	000	141216688	10/19/2021	BRIGHT RIDGE	863.17
141	72610	415	000	141216688	10/19/2021	BRIGHT RIDGE	15,429.68
141	72610	415	000	141216688	10/19/2021	BRIGHT RIDGE	13,877.06
141	72610	415	000	141216688	10/19/2021	BRIGHT RIDGE	4,479.91
141	72610	415	000	141216688	10/19/2021	BRIGHT RIDGE	9,340.57
141	72610	415	000	141216688	10/19/2021	BRIGHT RIDGE	9,571.05
141	72610	415	000	141216688	10/19/2021	BRIGHT RIDGE	6,519.22
141	72610	415	000	141216688	10/19/2021	BRIGHT RIDGE	11,535.51
141	72610	415	000	141216688	10/19/2021	BRIGHT RIDGE	6,162.14
141	72610	415	000	141216688	10/19/2021	BRIGHT RIDGE	7,480.33
141	72610	415	000	141216688	10/19/2021	BRIGHT RIDGE	7,162.90
141	72610	415	000	141216688	10/19/2021	BRIGHT RIDGE	26,296.27
141	72610	415	000	141216688	10/19/2021	BRIGHT RIDGE	22,537.59
141	72610	415	000	141216688	10/19/2021	BRIGHT RIDGE	14,560.50
141	72210	524	000	141216689	10/19/2021	CLAWSON, DUSTIN	282.00
141	72210	524	000	141216689	10/19/2021	CLAWSON, DUSTIN	36.00
141	72210	524	000	141216689	10/19/2021	CLAWSON, DUSTIN	20.00
141	72210	524	000	141216690	10/19/2021	EMBASSY SUITES	1,774.00
141	72210	524	000	141216691	10/19/2021	FLANNAGAN, ARIEL	36.00
141	72210	524	000	141216692	10/19/2021	FOX, JILL	36.00
141	72210	524	000	141216693	10/19/2021	FOX, JONATHAN	36.00
141	72210	524	000	141216693	10/19/2021	FOX, JONATHAN	282.00
141	72210	524	000	141216693	10/19/2021	FOX, JONATHAN	20.00
141	72610	454	000	141216694	10/19/2021	JOHNSON CITY UTILITY	2,464.39
141	72610	454	000	141216694	10/19/2021	JOHNSON CITY UTILITY	1,912.42
141	72610	454	000	141216694	10/19/2021	JOHNSON CITY UTILITY	4,651.52
141	72610	359	000	141216694	10/19/2021	JOHNSON CITY UTILITY	853.50
141	72610	359	000	141216694	10/19/2021	JOHNSON CITY UTILITY	898.50
141	72610	359	000	141216694	10/19/2021	JOHNSON CITY UTILITY	55.00
141	72610	359	000	141216694	10/19/2021	JOHNSON CITY UTILITY	453.50
141	72610	359	000	141216694	10/19/2021	JOHNSON CITY UTILITY	114.50
141	72610	359	000	141216694	10/19/2021	JOHNSON CITY UTILITY	259.00
141	72610	359	000	141216694	10/19/2021	JOHNSON CITY UTILITY	110.00
141	72610	359	000	141216694	10/19/2021	JOHNSON CITY UTILITY	379.96
141	72610	359	000	141216694	10/19/2021	JOHNSON CITY UTILITY	301.49
141	72610	359	000	141216694	10/19/2021	JOHNSON CITY UTILITY	324.21
141	72610	359	000	141216694	10/19/2021	JOHNSON CITY UTILITY	63.99
141	72610	359	000	141216694	10/19/2021	JOHNSON CITY UTILITY	298.62
141	72610	454	000	141216694	10/19/2021	JOHNSON CITY UTILITY	908.06
141	72610	359	000	141216694	10/19/2021	JOHNSON CITY UTILITY	22.55

CHECK CHECK							
FND	ACCT	OBJ	PRJ	NUMBER	DATE	VENDOR	AMOUNT
141	72610	454	000	141216694	10/19/2021	JOHNSON CITY UTILITY	3,797.57
141	72610	359	000	141216694	10/19/2021	JOHNSON CITY UTILITY	6,648.00
141	72610	359	000	141216694	10/19/2021	JOHNSON CITY UTILITY	267.80
141	72210	524	000	141216695	10/19/2021	JOHNS, TRACY	36.00
141	72210	524	000	141216695	10/19/2021	JOHNS, TRACY	282.00
141	72210	524	000	141216695	10/19/2021	JOHNS, TRACY	20.00
141	72210	524	000	141216696	10/19/2021	MOODY, TAMMY	36.00
141	72210	524	000	141216696	10/19/2021	MOODY, TAMMY	282.00
141	72210	524	000	141216696	10/19/2021	MOODY, TAMMY	20.00
141	72210	524	000	141216697	10/19/2021	ROUNTREE, ERIC	282.00
141	72210	524	000	141216697	10/19/2021	ROUNTREE, ERIC	36.00
141	72210	524	000	141216697	10/19/2021	ROUNTREE, ERIC	20.00
141	72210	524	000	141216698	10/19/2021	SANDERS, GABE	36.00
141	71100	217	000	141216699	10/19/2021	TENN CONSOLIDATED RE	12,859.25
141	72620	499	000	141216700	10/22/2021	ALLIED METALS	222.04
141	71100	299	000	141216701	10/22/2021	AMERICAN FIDELITY AS	238.97
141	72620	335	000	141216702	10/22/2021	BARNARD ROOFING	1,969.00
141	72210	524	000	141216703	10/22/2021	BARNES & NOBLE INC	31.95
141	72620	499	000	141216704	10/22/2021	BATTERIES PLUS LLC	105.92
141	71100	429	000	141216705	10/22/2021	BLICK ART MATERIALS	398.91
141	72210	432	000	141216706	10/22/2021	BOUND TO STAY BOUND	2,714.66
141	72210	432	000	141216707	10/22/2021	CAPSTONE PRESS	1,709.05
141	72210	432	000	141216707	10/22/2021	CAPSTONE PRESS	1,139.05
141	71100	499	000	141216708	10/22/2021	CAROLINA BIOLOGICAL	839.43
141	71100	499	000	141216708	10/22/2021	CAROLINA BIOLOGICAL	713.47
141	71100	499	000	141216708	10/22/2021	CAROLINA BIOLOGICAL	296.13
141	71100	499	000	141216708	10/22/2021	CAROLINA BIOLOGICAL	228.95
141	72210	355	000	141216709	10/22/2021	CARR, MELINDA	77.55
141	72610	399	000	141216710	10/22/2021	CES CORPORATION	260.00
141	72610	399	000	141216710	10/22/2021	CES CORPORATION	220.00
141	72610	399	000	141216710	10/22/2021	CES CORPORATION	380.00
141	72610	399	000	141216710	10/22/2021	CES CORPORATION	380.00
141	72610	399	000	141216710	10/22/2021	CES CORPORATION	220.00
141	72610	399	000	141216710	10/22/2021	CES CORPORATION	300.00
141	72610	399	000	141216710	10/22/2021	CES CORPORATION	304.00
141	72610	399	000	141216710	10/22/2021	CES CORPORATION	304.00
141	72610	399	000	141216710	10/22/2021	CES CORPORATION	220.00
141	72610	399	000	141216710	10/22/2021	CES CORPORATION	300.00
141	72610	399	000	141216710	10/22/2021	CES CORPORATION	220.00
141	72610	399	000	141216710	10/22/2021	CES CORPORATION	220.00
141	72610	399	000	141216710	10/22/2021	CES CORPORATION	987.00
141	72610	399	000	141216710	10/22/2021	CES CORPORATION	988.00
141	72610	399	000	141216710	10/22/2021	CES CORPORATION	380.00
141	71100	299	000	141216711	10/22/2021	CHLIC	1,813.51
141	72250	499	000	141216712	10/22/2021	CHROMEBOOK PARTS .CO	2,069.77
141	72210	432	000	141216713	10/22/2021	COAST TO COAST COMPU	715.00
141	72710	453	000	141216714	10/22/2021	CUMBERLAND INTERNATI	1,669.95
141	72710	425	000	141216715	10/22/2021	DANIELS, JOHN	90.00
141	71100	499	000	141216716	10/22/2021	DANIEL BOONE HIGH SC	424.72
141	71100	499	000	141216717	10/22/2021	DAVID CROCKETT HIGH	589.60
141	71200	429	000	141216718	10/22/2021	E SPECIAL NEEDS LLC	43.90
141	72250	350	000	141216719	10/22/2021	ENA SERVICES LLC	5,926.00
141	71100	399	000	141216720	10/22/2021	ETSU UNIVERSITY SCHO	329,408.96
141	71100	429	000	141216721	10/22/2021	FASE PRODUCTIONS	59.00
141	71100	499	000	141216722	10/22/2021	FISHER SCIENTIFIC CO	24.32
141	71100	499	000	141216722	10/22/2021	FISHER SCIENTIFIC CO	102.78

		CHECK CHECK					
FND	ACCT	OBJ	PRJ	NUMBER	DATE	VENDOR	AMOUNT
141	71100	499	000	141216722	10/22/2021	FISHER SCIENTIFIC CO	72.95
141	71100	499	000	141216722	10/22/2021	FISHER SCIENTIFIC CO	167.40
141	71100	499	000	141216722	10/22/2021	FISHER SCIENTIFIC CO	154.00
141	71100	499	000	141216723	10/22/2021	FLINN SCIENTIFIC	919.50
141	72250	399	000	141216724	10/22/2021	FOLLETT SCHOOL SOLUT	11,936.86
141	71100	499	000	141216725	10/22/2021	GALE, TINA	78.75
141	71100	429	000	141216726	10/22/2021	GOPHER SPORTS	101.15
141	72230	355	000	141216727	10/22/2021	HALE, CHARLES	117.50
141	72250	399	000	141216728	10/22/2021	IXL LEARNING	7,000.00
141	71100	429	000	141216729	10/22/2021	J W PEPPER & SON, IN	195.94
141	71100	429	000	141216730	10/22/2021	JONESBOROUGH ELEMENT	179.00
141	72210	336	000	141216731	10/22/2021	LAKESHORE LEARNING M	927.72
141	71100	499	000	141216732	10/22/2021	LEWIS, WARREN	35.15
141	72410	599	000	141216733	10/22/2021	LOKI NETS USA, LLC	2,892.10
141	72220	399	000	141216734	10/22/2021	MINI MIRACLES THERAP	8,894.62
141	72220	399	000	141216734	10/22/2021	MINI MIRACLES THERAP	360.00
141	71100	499	000	141216735	10/22/2021	MOBY MAX, LLC	383.36
141	71200	429	000	141216736	10/22/2021	NCS PEARSON INC	45.00
141	71200	429	000	141216736	10/22/2021	NCS PEARSON INC	209.88
141	71100	429	000	141216737	10/22/2021	NOTABLE, INC (KAMI)	99.00
141	71100	429	000	141216738	10/22/2021	OFFICE DEPOT INC	26.07
141	71100	429	000	141216738	10/22/2021	OFFICE DEPOT INC	29.00
141	71100	429	000	141216738	10/22/2021	OFFICE DEPOT INC	151.30
141	71100	429	000	141216738	10/22/2021	OFFICE DEPOT INC	17.32
141	71100	429	000	141216738	10/22/2021	OFFICE DEPOT INC	35.74
141	71100	429	000	141216738	10/22/2021	OFFICE DEPOT INC	1.64
141	71100	206	000	141216739	10/22/2021	AMERICAN UNITED LIFE	442.97
141	71200	206	000	141216739	10/22/2021	AMERICAN UNITED LIFE	1,326.00
141	71300	206	000	141216739	10/22/2021	AMERICAN UNITED LIFE	286.00
141	72110	206	000	141216739	10/22/2021	AMERICAN UNITED LIFE	1.00
141	72120	206	000	141216739	10/22/2021	AMERICAN UNITED LIFE	33.00
141	72130	206	000	141216739	10/22/2021	AMERICAN UNITED LIFE	102.00
141	72210	206	000	141216739	10/22/2021	AMERICAN UNITED LIFE	143.00
141	72220	206	000	141216739	10/22/2021	AMERICAN UNITED LIFE	38.00
141	72230	206	000	141216739	10/22/2021	AMERICAN UNITED LIFE	1.00
141	72320	206	000	141216739	10/22/2021	AMERICAN UNITED LIFE	5.00
141	72410	206	000	141216739	10/22/2021	AMERICAN UNITED LIFE	540.00
141	72510	206	000	141216739	10/22/2021	AMERICAN UNITED LIFE	1.00
141	72610	206	000	141216739	10/22/2021	AMERICAN UNITED LIFE	82.00
141	72620	206	000	141216739	10/22/2021	AMERICAN UNITED LIFE	14.00
141	72710	206	000	141216739	10/22/2021	AMERICAN UNITED LIFE	387.00
141	72810	206	000	141216739	10/22/2021	AMERICAN UNITED LIFE	1.00
141	72250	206	000	141216739	10/22/2021	AMERICAN UNITED LIFE	40.00
141	71100	299	000	141216739	10/22/2021	AMERICAN UNITED LIFE	187.86
141	72320	348	000	141216740	10/22/2021	PITNEY BOWES PURCHAS	1,000.00
141	72610	328	000	141216741	10/22/2021	PREMIERE BUILDING MA	5,417.38
141	72610	328	000	141216741	10/22/2021	PREMIERE BUILDING MA	5,968.04
141	72610	328	000	141216741	10/22/2021	PREMIERE BUILDING MA	3,482.36
141	72610	328	000	141216741	10/22/2021	PREMIERE BUILDING MA	5,440.08
141	72610	328	000	141216741	10/22/2021	PREMIERE BUILDING MA	4,669.00
141	72610	328	000	141216741	10/22/2021	PREMIERE BUILDING MA	5,663.47
141	72610	328	000	141216741	10/22/2021	PREMIERE BUILDING MA	4,265.23
141	72610	328	000	141216741	10/22/2021	PREMIERE BUILDING MA	4,216.54
141	72610	328	000	141216741	10/22/2021	PREMIERE BUILDING MA	12,843.35
141	72610	328	000	141216741	10/22/2021	PREMIERE BUILDING MA	12,843.35
141	72610	328	000	141216741	10/22/2021	PREMIERE BUILDING MA	5,981.92

CHECK CHECK							
FND	ACCT	OBJ	PRJ	NUMBER	DATE	VENDOR	AMOUNT
141	71100	499	000	141216742	10/22/2021	QUILL LLC	85.00
141	72250	499	000	141216742	10/22/2021	QUILL LLC	17.09
141	72250	499	000	141216742	10/22/2021	QUILL LLC	603.31
141	72250	499	000	141216742	10/22/2021	QUILL LLC	516.82
141	72250	499	000	141216742	10/22/2021	QUILL LLC	244.78
141	72250	499	000	141216742	10/22/2021	QUILL LLC	289.56
141	72250	499	000	141216742	10/22/2021	QUILL LLC	228.92
141	72250	499	000	141216742	10/22/2021	QUILL LLC	255.71
141	72250	499	000	141216742	10/22/2021	QUILL LLC	36.16
141	72250	499	000	141216742	10/22/2021	QUILL LLC	210.82
141	71100	429	000	141216743	10/22/2021	REALLY GOOD STUFF	146.62
141	71100	429	000	141216743	10/22/2021	REALLY GOOD STUFF	190.40
141	71100	429	000	141216744	10/22/2021	SCHOLASTIC INC	93.39
141	71100	429	000	141216744	10/22/2021	SCHOLASTIC INC	197.80
141	71100	429	000	141216744	10/22/2021	SCHOLASTIC INC	186.78
141	71100	429	000	141216744	10/22/2021	SCHOLASTIC INC	130.90
141	71100	499	000	141216745	10/22/2021	SIX RIVERS MEDIA LLC	536.00
141	71100	499	000	141216745	10/22/2021	SIX RIVERS MEDIA LLC	1,191.53
141	72210	355	000	141216746	10/22/2021	SMITH, ALICE ANN	63.45
141	72210	432	000	141216747	10/22/2021	STARFALL EDUCATION F	270.00
141	72210	336	000	141216747	10/22/2021	STARFALL EDUCATION F	270.00
141	71100	499	000	141216748	10/22/2021	STEM SUPPLIES	807.00
141	71100	499	000	141216748	10/22/2021	STEM SUPPLIES	807.00
141	71100	499	000	141216749	10/22/2021	T.O.S.S.	150.00
141	71100	429	000	141216750	10/22/2021	TENNESSEE OFFICE SUP	79.62
141	71100	429	000	141216750	10/22/2021	TENNESSEE OFFICE SUP	17.32
141	71100	429	000	141216750	10/22/2021	TENNESSEE OFFICE SUP	145.71
141	71100	429	000	141216750	10/22/2021	TENNESSEE OFFICE SUP	32.04
141	71100	429	000	141216750	10/22/2021	TENNESSEE OFFICE SUP	120.77
141	71100	429	000	141216750	10/22/2021	TENNESSEE OFFICE SUP	45.96
141	71100	429	000	141216750	10/22/2021	TENNESSEE OFFICE SUP	115.92
141	71100	429	000	141216750	10/22/2021	TENNESSEE OFFICE SUP	139.42
141	71100	429	000	141216750	10/22/2021	TENNESSEE OFFICE SUP	12.36
141	71100	429	000	141216750	10/22/2021	TENNESSEE OFFICE SUP	30.99
141	71100	429	000	141216750	10/22/2021	TENNESSEE OFFICE SUP	179.31
141	71100	429	000	141216750	10/22/2021	TENNESSEE OFFICE SUP	114.76
141	71100	429	000	141216750	10/22/2021	TENNESSEE OFFICE SUP	35.31
141	71100	429	000	141216750	10/22/2021	TENNESSEE OFFICE SUP	3.97
141	71100	429	000	141216750	10/22/2021	TENNESSEE OFFICE SUP	58.07
141	72320	435	000	141216750	10/22/2021	TENNESSEE OFFICE SUP	65.07
141	72320	435	000	141216750	10/22/2021	TENNESSEE OFFICE SUP	95.85
141	71300	429	000	141216750	10/22/2021	TENNESSEE OFFICE SUP	272.50
141	72220	355	000	141216751	10/22/2021	THOMPSON, LESLIE	74.73
141	72710	599	000	141216752	10/22/2021	TN DEPT OF SAFETY	250.00
141	72710	599	000	141216752	10/22/2021	TN DEPT OF SAFETY	250.00
141	72210	355	000	141216753	10/22/2021	TRAVIS, MYRA	123.61
141	71100	299	000	141216754	10/22/2021	TRUSTMARK SOLUTIONS	76.53
141	72250	399	000	141216755	10/22/2021	TYLER TECHNOLOGIES	350.00
141	71100	201	000	141216756	10/22/2021	UNITED STATES TREASU	1,484.77
141	71100	429	000	141216757	10/22/2021	WEST MUSIC	196.88
141	72310	331	000	141216771	10/26/2021	BENNETT & DECAMP PLL	4,500.00
141	71100	399	000	141216772	10/26/2021	CADAS INC	210.00
141	71100	399	000	141216773	10/26/2021	CEDAR GROVE CENTER	572.00
141	72230	355	000	141216774	10/26/2021	DRURY HOTEL	441.57
141	71100	499	000	141216775	10/26/2021	ETSU UNIV CAREER SER	100.00
141	72230	355	000	141216776	10/26/2021	FINK, CRYSTAL	126.00

CHECK CHECK							
FND	ACCT	OBJ	PRJ	NUMBER	DATE	VENDOR	AMOUNT
141	71100	429	000	141216778	10/26/2021	PLATFORM ATHLETICS,	800.00
141	72610	399	000	141216802	10/29/2021	LEO'S PEST CONTROL	100.00
141	72610	399	000	141216802	10/29/2021	LEO'S PEST CONTROL	90.00
141	72610	399	000	141216802	10/29/2021	LEO'S PEST CONTROL	150.00
141	72610	399	000	141216802	10/29/2021	LEO'S PEST CONTROL	60.00
141	71100	449	000	141216803	10/29/2021	MACMILLAN HOLDINGS L	2,585.71
141	72610	499	000	141216804	10/29/2021	MAGIC MULCH LLC	9,258.12
141	72610	399	000	141216805	10/29/2021	MCCLAIN'S PEST CONTR	50.00
141	71100	429	000	141216806	10/29/2021	MR. K'S USED BOOKS	99.44
141	71100	429	000	141216807	10/29/2021	MUSIC DOCTORS	408.05
141	71100	429	000	141216807	10/29/2021	MUSIC DOCTORS	385.50
141	71100	499	000	141216808	10/29/2021	NASCO	704.40
141	71100	499	000	141216808	10/29/2021	NASCO	28.01
141	71100	499	000	141216808	10/29/2021	NASCO	135.40
141	71100	499	000	141216808	10/29/2021	NASCO	437.43
141	71100	499	000	141216808	10/29/2021	NASCO	529.71
141	71100	499	000	141216808	10/29/2021	NASCO	922.12
141	72410	599	000	141216809	10/29/2021	NATA	212.00
141	72210	432	000	141216810	10/29/2021	NOBELUS	327.12
141	72220	499	000	141216811	10/29/2021	NORTHEAST STATE	18.00
141	72810	499	000	141216812	10/29/2021	OFFICE DEPOT	193.33
141	71100	429	000	141216812	10/29/2021	OFFICE DEPOT	118.58
141	71100	429	000	141216812	10/29/2021	OFFICE DEPOT	13.99
141	71100	429	000	141216812	10/29/2021	OFFICE DEPOT	199.42
141	71100	429	000	141216812	10/29/2021	OFFICE DEPOT	133.28
141	71100	429	000	141216812	10/29/2021	OFFICE DEPOT	198.56
141	71100	429	000	141216812	10/29/2021	OFFICE DEPOT	193.20
141	71100	429	000	141216812	10/29/2021	OFFICE DEPOT	199.77
141	71100	429	000	141216812	10/29/2021	OFFICE DEPOT	105.07
141	71100	429	000	141216812	10/29/2021	OFFICE DEPOT	196.37
141	71100	429	000	141216812	10/29/2021	OFFICE DEPOT	198.38
141	71100	429	000	141216812	10/29/2021	OFFICE DEPOT	198.37
141	71100	429	000	141216812	10/29/2021	OFFICE DEPOT	199.95
141	71100	429	000	141216812	10/29/2021	OFFICE DEPOT	81.18
141	71100	429	000	141216812	10/29/2021	OFFICE DEPOT	118.47
141	71100	429	000	141216812	10/29/2021	OFFICE DEPOT	199.98
141	71200	429	000	141216812	10/29/2021	OFFICE DEPOT	199.77
141	71200	429	000	141216812	10/29/2021	OFFICE DEPOT	199.17
141	72710	424	000	141216813	10/29/2021	OLDE TOWNE LOCK & KE	80.00
141	71100	206	000	141216814	10/29/2021	AMERICAN UNITED LIFE	1,500.00
141	71100	299	000	141216814	10/29/2021	AMERICAN UNITED LIFE	1,197.59
141	71200	206	000	141216814	10/29/2021	AMERICAN UNITED LIFE	17.50
141	71300	206	000	141216814	10/29/2021	AMERICAN UNITED LIFE	81.00
141	72110	206	000	141216814	10/29/2021	AMERICAN UNITED LIFE	4.50
141	72120	206	000	141216814	10/29/2021	AMERICAN UNITED LIFE	41.75
141	72130	206	000	141216814	10/29/2021	AMERICAN UNITED LIFE	63.75
141	72210	206	000	141216814	10/29/2021	AMERICAN UNITED LIFE	70.00
141	72220	206	000	141216814	10/29/2021	AMERICAN UNITED LIFE	44.00
141	72230	206	000	141216814	10/29/2021	AMERICAN UNITED LIFE	6.50
141	72320	206	000	141216814	10/29/2021	AMERICAN UNITED LIFE	18.00
141	72410	206	000	141216814	10/29/2021	AMERICAN UNITED LIFE	79.00
141	72510	206	000	141216814	10/29/2021	AMERICAN UNITED LIFE	6.25
141	72610	206	000	141216814	10/29/2021	AMERICAN UNITED LIFE	59.00
141	72620	206	000	141216814	10/29/2021	AMERICAN UNITED LIFE	28.00
141	72710	206	000	141216814	10/29/2021	AMERICAN UNITED LIFE	82.50
141	72810	206	000	141216814	10/29/2021	AMERICAN UNITED LIFE	8.00

		CHECK CHECK					
FND	ACCT	OBJ	PRJ	NUMBER	DATE	VENDOR	AMOUNT
141	72250	206	000	141216814	10/29/2021	AMERICAN UNITED LIFE	44.00
141	71100	299	000	141216814	10/29/2021	AMERICAN UNITED LIFE	575.76
141	71300	429	000	141216815	10/29/2021	PENN STATE INDUSTRIE	563.80
141	72210	355	000	141216816	10/29/2021	PERCELL, CINDY	76.00
141	72210	355	000	141216816	10/29/2021	PERCELL, CINDY	282.00
141	71300	429	000	141216817	10/29/2021	POCKET NURSE	653.57
141	71300	429	000	141216817	10/29/2021	POCKET NURSE	48.99
141	71300	429	000	141216817	10/29/2021	POCKET NURSE	37.99
141	72610	328	000	141216818	10/29/2021	PREMIERE BUILDING MA	245.16
141	72610	328	000	141216818	10/29/2021	PREMIERE BUILDING MA	218.79
141	72610	328	000	141216818	10/29/2021	PREMIERE BUILDING MA	99.00
141	72310	599	000	141216819	10/29/2021	QUALITY TROPHY & ENG	13.00
141	72310	599	000	141216819	10/29/2021	QUALITY TROPHY & ENG	40.00
141	72620	499	000	141216820	10/29/2021	QUIK CLEANERS	34.25
141	72620	499	000	141216820	10/29/2021	QUIK CLEANERS	29.25
141	72620	499	000	141216820	10/29/2021	QUIK CLEANERS	32.50
141	72620	499	000	141216820	10/29/2021	QUIK CLEANERS	37.75
141	72620	499	000	141216820	10/29/2021	QUIK CLEANERS	32.50
141	72620	499	000	141216820	10/29/2021	QUIK CLEANERS	32.50
141	72620	499	000	141216820	10/29/2021	QUIK CLEANERS	13.00
141	72210	355	000	141216821	10/29/2021	RIDDLE, HEATHER	282.00
141	72210	355	000	141216821	10/29/2021	RIDDLE, HEATHER	76.00
141	72310	599	000	141216822	10/29/2021	SAM'S CLUB DIRECT	64.12
141	71100	429	000	141216823	10/29/2021	SCHOLASTIC INC	117.81
141	71100	429	000	141216823	10/29/2021	SCHOLASTIC INC	196.12
141	71100	429	000	141216824	10/29/2021	SCHOOL SPECIALTY LLC	32.49
141	71100	429	000	141216824	10/29/2021	SCHOOL SPECIALTY LLC	280.66
141	71100	429	000	141216824	10/29/2021	SCHOOL SPECIALTY LLC	15.59
141	71100	429	000	141216824	10/29/2021	SCHOOL SPECIALTY LLC	49.85
141	71100	429	000	141216824	10/29/2021	SCHOOL SPECIALTY LLC	132.27
141	71100	429	000	141216824	10/29/2021	SCHOOL SPECIALTY LLC	101.43
141	71100	429	000	141216824	10/29/2021	SCHOOL SPECIALTY LLC	52.66
141	71100	429	000	141216824	10/29/2021	SCHOOL SPECIALTY LLC	340.49
141	71100	429	000	141216824	10/29/2021	SCHOOL SPECIALTY LLC	4.47
141	71100	429	000	141216825	10/29/2021	SOCIAL STUDIES SCHOO	38.06
141	71100	499	000	141216826	10/29/2021	STEM SUPPLIES	21,270.00
141	73300	429	000	141216827	10/29/2021	STOCK POT	19.17
141	72620	599	000	141216828	10/29/2021	TEG ENTERPRISES	62.40
141	72620	701	000	141216829	10/29/2021	THOMPSON & LITTON IN	796.00
141	71100	210	000	141216830	10/29/2021	TN DEPT OF LABOR & W	1,412.00
141	71300	429	000	141216831	10/29/2021	TNG WORLDWIDE	234.87
141	72610	399	000	141216832	10/29/2021	VALLEY PROTEINS	300.00
141	72610	399	000	141216833	10/29/2021	VERTICAL SOLUTIONS I	900.00
141	72610	399	000	141216833	10/29/2021	VERTICAL SOLUTIONS I	900.00
141	72610	399	000	141216833	10/29/2021	VERTICAL SOLUTIONS I	900.00
141	72610	399	000	141216833	10/29/2021	VERTICAL SOLUTIONS I	900.00
141	72710	330	000	141216779	10/29/2021	ALLY	331.59
141	71100	429	000	141216780	10/29/2021	AMAZON CAPITAL SERVI	183.97
141	71100	429	000	141216780	10/29/2021	AMAZON CAPITAL SERVI	12.49
141	71100	429	000	141216780	10/29/2021	AMAZON CAPITAL SERVI	190.88
141	71100	429	000	141216780	10/29/2021	AMAZON CAPITAL SERVI	203.95
141	71100	429	000	141216780	10/29/2021	AMAZON CAPITAL SERVI	200.39
141	71100	429	000	141216780	10/29/2021	AMAZON CAPITAL SERVI	210.42
141	71100	429	000	141216780	10/29/2021	AMAZON CAPITAL SERVI	200.10
141	71100	429	000	141216780	10/29/2021	AMAZON CAPITAL SERVI	202.28
141	71100	429	000	141216780	10/29/2021	AMAZON CAPITAL SERVI	401.98

CHECK CHECK							
FND	ACCT	OBJ	PRJ	NUMBER	DATE	VENDOR	AMOUNT
141	71100	429	000	141216780	10/29/2021	AMAZON CAPITAL SERVI	198.10
141	71100	429	000	141216780	10/29/2021	AMAZON CAPITAL SERVI	10.26
141	71100	429	000	141216780	10/29/2021	AMAZON CAPITAL SERVI	207.23
141	72210	336	000	141216780	10/29/2021	AMAZON CAPITAL SERVI	402.38
141	71200	429	000	141216780	10/29/2021	AMAZON CAPITAL SERVI	194.61
141	71100	429	000	141216780	10/29/2021	AMAZON CAPITAL SERVI	392.31
141	71100	429	000	141216780	10/29/2021	AMAZON CAPITAL SERVI	23.99
141	71100	429	000	141216780	10/29/2021	AMAZON CAPITAL SERVI	175.90
141	71100	299	000	141216781	10/29/2021	AMERICAN BENEFIT ADM	200.00
141	71100	299	000	141216782	10/29/2021	BAILEY, TINA	135.00
141	72210	355	000	141216783	10/29/2021	BLANTON, SCOTT	153.22
141	72610	399	000	141216784	10/29/2021	BM SEPTIC TANK COMPA	1,450.00
141	72210	355	000	141216785	10/29/2021	CALDERWOOD, TAMARA	135.83
141	72210	336	000	141216786	10/29/2021	CDW GOVERNMENT, INC	438.38
141	72210	336	000	141216786	10/29/2021	CDW GOVERNMENT, INC	438.38
141	71300	429	000	141216787	10/29/2021	CROP KING INC	95.25
141	71100	429	000	141216788	10/29/2021	DAVID CROCKETT HIGH	2,689.24
141	72210	432	000	141216789	10/29/2021	DEMCO	398.89
141	72210	432	000	141216789	10/29/2021	DEMCO	399.67
141	71100	429	000	141216789	10/29/2021	DEMCO	354.70
141	71100	429	000	141216790	10/29/2021	DICK'S SPORTING GOOD	399.99
141	71100	429	000	141216791	10/29/2021	DICKS SPORTING GOODS	399.99
141	72610	499	000	141216792	10/29/2021	DOWN TO EARTH	3,200.00
141	72610	499	000	141216792	10/29/2021	DOWN TO EARTH	1,657.60
141	72620	499	000	141216793	10/29/2021	ES DOCKERY, INC	700.00
141	72620	499	000	141216793	10/29/2021	ES DOCKERY, INC	980.00
141	72620	499	000	141216793	10/29/2021	ES DOCKERY, INC	957.44
141	71100	499	000	141216795	10/29/2021	FISHER SCIENTIFIC CO	74.58
141	71300	429	000	141216796	10/29/2021	FOOD CITY	500.00
141	71100	499	000	141216797	10/29/2021	HAND2MIND INC	301.90
141	71100	499	000	141216797	10/29/2021	HAND2MIND INC	79.98
141	71100	499	000	141216797	10/29/2021	HAND2MIND INC	39.99
141	71100	299	000	141216798	10/29/2021	HOPKINS, MARY	135.00
141	71100	499	000	141216799	10/29/2021	I MILLER PRECISION O	996.91
141	72610	454	000	141216800	10/29/2021	JONESBOROUGH WATER D	1,597.63
141	72610	454	000	141216800	10/29/2021	JONESBOROUGH WATER D	944.25
141	72620	499	000	141216801	10/29/2021	L&W SUPPLY CORPORATI	452.37
141	72610	399	000	141216802	10/29/2021	LEO'S PEST CONTROL	125.00
141	72610	399	000	141216802	10/29/2021	LEO'S PEST CONTROL	30.00

Totals for checks 1,104,274.22

FUND SUMMARY

<u>FUND</u>	<u>DESCRIPTION</u>	<u>BALANCE SHEET</u>	<u>REVENUE</u>	<u>EXPENSE</u>	<u>TOTAL</u>
141	GENERAL PURPOSE SCHOOL	0.00	0.00	1,104,274.22	1,104,274.22
***	Fund Summary Totals ***	0.00	0.00	1,104,274.22	1,104,274.22

***** End of report *****

Fnd T	Acct	Obj	Prj	Loc	Prg	Account Level Description	2021-22 Budget	October 2021-22 Monthly Activity	2021-22 FYTD Activity	Encumbered Amount	Unexpended Balance - YTD Act	2021-22 FYTD %
71100						REGULAR INSTRUCTION						
141	E	71100	116	000	00000	REGULAR TEACHERS	24,639,087.00	1,915,814.50	3,863,521.59	0.00	20,775,565.41	15.68
141	E	71100	117	000	00000	CAREER LADDER PROGRAM	107,865.00	0.00	0.00	0.00	107,865.00	0.00
141	E	71100	127	000	00000	CAREER LADDER EXTENDED CONTRAC	0.00	0.00	0.00	0.00	0.00	0.00
141	E	71100	128	000	00000	HOMEBOUND TEACHERS	15,300.00	1,180.00	1,720.00	0.00	13,580.00	11.24
141	E	71100	163	000	00000	EDUCATIONAL ASSISTANTS	1,484,543.00	131,435.22	274,959.94	0.00	1,209,583.06	18.52
141	E	71100	188	000	00000	BONUS PAYMENTS	0.00	0.00	0.00	0.00	0.00	0.00
141	E	71100	189	000	00000	OTHER SALARIES AND WAGES	0.00	0.00	0.00	0.00	0.00	0.00
141	E	71100	195	000	00000	CERTIFIED SUBSTITUTE TEACHERS	200,000.00	24,560.59	60,221.68	0.00	139,778.32	30.11
141	E	71100	198	000	00000	NON-CERTIFIED SUBSTITUTE TEACH	302,000.00	23,520.00	51,450.00	0.00	250,550.00	17.04
141	E	71100	201	000	00000	SOCIAL SECURITY	1,658,425.00	122,887.99	234,486.68	0.00	1,423,938.32	14.14
141	E	71100	201	000	00000	100	0.00	0.00	0.00	0.00	0.00	0.00
141	E	71100	204	000	00000	STATE RETIREMENT	2,693,177.00	199,093.81	432,007.51	0.00	2,261,169.49	16.04
141	E	71100	206	000	00000	LIFE INSURANCE	15,000.00	2,385.94	2,385.94	0.00	12,614.06	15.91
141	E	71100	207	000	00000	MEDICAL INSURANCE	4,417,855.00	406,208.57	887,054.28	0.00	3,530,800.72	20.08
141	E	71100	210	000	00000	UNEMPLOYMENT COMPENSATION	32,000.00	4,534.91	5,112.04	0.00	26,887.96	15.98
141	E	71100	212	000	00000	EMPLOYER MEDICARE	387,858.00	28,608.74	58,703.85	0.00	329,154.15	15.14
141	E	71100	212	000	00000	100	0.00	0.00	0.00	0.00	0.00	0.00
141	E	71100	217	000	00000	RETIREMENT-HYBRID STABILIZATIO	115,000.00	12,859.25	48,220.60	0.00	66,779.40	41.93
141	E	71100	299	000	00000	OTHER FRINGE BENEFITS	80,000.00	5,657.65	11,710.11	0.00	68,289.89	14.64
141	E	71100	336	000	00000	MAINTENANCE AND REPAIR SERVICE	0.00	0.00	0.00	0.00	0.00	0.00
141	E	71100	399	000	00000	OTHER CONTRACTED SERVICES	4,284,768.00	330,190.96	795,795.13	0.00	3,488,972.87	18.57
141	E	71100	429	000	00000	INSTRUCTIONAL SUPPLIES & MATER	200,000.00	-56,789.23	-56,291.26	0.00	256,291.26	-28.15
141	E	71100	429	000	00002	INSTRUCTIONAL SUPPLIES-ASBURY	0.00	747.51	747.51	0.00	-747.51	0.00
141	E	71100	429	000	00003	INSTRUCTIONAL SUPPLIES-MIDWAY	0.00	0.00	0.00	0.00	0.00	0.00
141	E	71100	429	000	00004	INSTRUCTIONAL SUPPLIES-BCES	0.00	6,503.57	9,547.32	0.00	-9,547.32	0.00
141	E	71100	429	000	00005	INSTRUCTIONAL SUPPLIES-BCMS	0.00	0.00	0.00	0.00	0.00	0.00
141	E	71100	429	000	00006	INSTRUCTIONAL SUPPLIES-GVES	0.00	1,147.76	1,734.47	0.00	-1,734.47	0.00
141	E	71100	429	000	00007	INSTRUCTIONAL SUPPLIES-FBES	0.00	1,492.54	1,651.17	0.00	-1,651.17	0.00
141	E	71100	429	000	00008	INSTRUCTIONAL SUPPLIES-GES	0.00	1,496.26	2,518.02	0.00	-2,518.02	0.00
141	E	71100	429	000	00009	INSTRUCTIONAL SUPPLIES-JES	0.00	4,169.36	4,964.04	0.00	-4,964.04	0.00
141	E	71100	429	000	00010	INSTRUCTIONAL SUPPLIES-JMS	0.00	1,356.92	1,356.92	0.00	-1,356.92	0.00
141	E	71100	429	000	00011	INSTRUCTIONAL SUPPLIES-LES	0.00	497.79	1,548.63	0.00	-1,548.63	0.00
141	E	71100	429	000	00012	INSTRUCTIONAL SUPPLIES-SCES	0.00	197.27	270.83	0.00	-270.83	0.00
141	E	71100	429	000	00013	INSTRUCTIONAL SUPPLIES-SSES	0.00	1,591.92	2,151.55	0.00	-2,151.55	0.00
141	E	71100	429	000	00014	INSTRUCTIONAL SUPPLIES-WVES	0.00	252.36	4,354.34	0.00	-4,354.34	0.00
141	E	71100	429	000	00015	INSTRUCTIONAL SUPPLIES-DBHS	0.00	1,076.80	4,522.11	0.00	-4,522.11	0.00
141	E	71100	429	000	00016	INSTRUCTIONAL SUPPLIES-DCHS	0.00	7,008.63	8,739.20	0.00	-8,739.20	0.00
141	E	71100	429	000	00025	INSTRUCTIONAL SUPPLIES-RVES	0.00	2,237.82	3,480.71	0.00	-3,480.71	0.00

Fnd T Acct	Obj Prj Loc	Prg Description	2021-22 Budget	October 2021-22 Monthly Activity	2021-22 FYTD Activity	Encumbered Amount	Unexpended Balance - YTD Act	2021-22 FYTD %
71100		REGULAR INSTRUCTION						
141 E 71100 449 000 00000 000		TEXTBOOKS	130,000.00	6,142.91	116,209.96	0.00	13,790.04	89.39
141 E 71100 499 000 00000 000		OTHER SUPPLIES AND MATERIALS	476,832.00	34,388.04	337,986.22	0.00	138,845.78	70.88
141 E 71100 499 000 00000 100		OTHER SUPPLIES-CIVICS GRANT	24,000.00	0.00	0.00	0.00	24,000.00	0.00
141 E 71100 499 000 00000 802		INSTR. SCIENCE CLASS SUPPLIES	0.00	10,423.70	10,423.70	0.00	-10,423.70	0.00
141 E 71100 499 000 00002 000		OTHER SUPPLIES & MAT.-ASBURY	0.00	0.00	0.00	0.00	0.00	0.00
141 E 71100 499 000 00003 000		OTHER SUPPLIES & MAT.-MIDWAY	0.00	0.00	0.00	0.00	0.00	0.00
141 E 71100 499 000 00004 000		OTHER SUPPLIES & MAT.-BCES	0.00	0.00	2,573.00	0.00	-2,573.00	0.00
141 E 71100 499 000 00005 000		OTHER SUPPLIES & MAT.-BCMS	0.00	0.00	0.00	0.00	0.00	0.00
141 E 71100 499 000 00006 000		OTHER SUPPLIES & MAT.-GVES	0.00	0.00	1,976.00	0.00	-1,976.00	0.00
141 E 71100 499 000 00007 000		OTHER SUPPLIES & MAT.-FBES	0.00	0.00	1,182.86	0.00	-1,182.86	0.00
141 E 71100 499 000 00008 000		OTHER SUPPLIES & MAT.-GES	0.00	0.00	1,610.00	0.00	-1,610.00	0.00
141 E 71100 499 000 00009 000		OTHER SUPPLIES & MAT.-JES	0.00	0.00	1,431.00	0.00	-1,431.00	0.00
141 E 71100 499 000 00010 000		OTHER SUPPLIES & MAT.-JMS	0.00	0.00	1,238.00	0.00	-1,238.00	0.00
141 E 71100 499 000 00011 000		OTHER SUPPLIES & MAT.-LES	0.00	0.00	1,285.00	0.00	-1,285.00	0.00
141 E 71100 499 000 00012 000		OTHER SUPPLIES & MAT.-SCES	0.00	0.00	645.00	0.00	-645.00	0.00
141 E 71100 499 000 00013 000		OTHER SUPPLIES & MAT.-SSES	0.00	0.00	1,038.00	0.00	-1,038.00	0.00
141 E 71100 499 000 00014 000		OTHER SUPPLIES & MAT.-WVES	0.00	0.00	1,546.00	0.00	-1,546.00	0.00
141 E 71100 499 000 00015 000		OTHER SUPPLIES & MAT.-DBHS	0.00	350.00	4,417.00	0.00	-4,417.00	0.00
141 E 71100 499 000 00016 000		OTHER SUPPLIES & MAT.-DCHS	0.00	0.00	4,000.00	0.00	-4,000.00	0.00
141 E 71100 499 000 00025 000		OTHER SUPPLIES & MAT.-RVES	0.00	0.00	2,275.00	0.00	-2,275.00	0.00
141 E 71100 599 000 00000 000		OTHER CHARGES	0.00	0.00	0.00	0.00	0.00	0.00
141 E 71100 --- --- ----- ---			41,263,710.00	3,233,230.06	7,208,481.65	0.00	34,055,228.35	17.47
			=====	=====	=====	=====	=====	=====
71200		SPECIAL EDUCATION PROGRAM						
141 E 71200 116 000 00000 000		SP.ED. TEACHERS	2,752,907.00	215,190.36	436,414.48	0.00	2,316,492.52	15.85
141 E 71200 117 000 00000 000		CAREER LADDER PROGRAM	12,000.00	0.00	0.00	0.00	12,000.00	0.00
141 E 71200 128 000 00000 000		HOMEBOUND TEACHERS	20,400.00	1,105.00	1,810.00	0.00	18,590.00	8.87
141 E 71200 163 000 00000 000		EDUCATIONAL ASSISTANTS	361,934.00	32,467.87	67,744.54	0.00	294,189.46	18.72
141 E 71200 171 000 00000 000		SPEECH PATHOLOGIST	211,203.00	17,583.27	35,166.54	0.00	176,036.46	16.65
141 E 71200 189 000 00000 000		OTHER SALARIES	175,617.00	10,129.65	36,971.13	0.00	138,645.87	21.05
141 E 71200 195 000 00000 000		CERTIFIED SUBSTITUTE TEACHERS	20,000.00	2,380.00	4,305.00	0.00	15,695.00	21.53
141 E 71200 198 000 00000 000		NON-CERTIFIED SUBSTITUTE TEACH	65,000.00	2,345.00	3,745.00	0.00	61,255.00	5.76
141 E 71200 201 000 00000 000		SOCIAL SECURITY	224,382.00	15,954.31	33,718.08	0.00	190,663.92	15.03
141 E 71200 204 000 00000 000		STATE RETIREMENT	360,299.00	26,061.36	54,372.91	0.00	305,926.09	15.09

Account Level						2021-22	October 2021-22	2021-22	Encumbered	Unexpended	2021-22
Fnd T Acct	Obj Prj Loc	Prg	Description	Budget	Monthly Activity	FYTD Activity	Amount	Balance - YTD Act	FYTD %		
71200 SPECIAL EDUCATION PROGRAM											
141 E 71200 206 000 00000 000	LIFE INSURANCE					2,810.00	2,669.50	2,669.50	0.00	140.50	95.00
141 E 71200 207 000 00000 000	MEDICAL INSURANCE					555,667.00	58,070.36	111,168.08	0.00	444,498.92	20.01
141 E 71200 212 000 00000 000	EMPLOYER MEDICARE					52,476.00	3,731.21	7,885.58	0.00	44,590.42	15.03
141 E 71200 299 000 00000 000	OTHER FRINGE BENEFITS					0.00	0.00	0.00	0.00	0.00	0.00
141 E 71200 399 000 00000 000	OTHER CONTRACTED SERVICES					6,000.00	0.00	0.00	0.00	6,000.00	0.00
141 E 71200 429 000 00000 000	INSTRUCTIONAL SUPPLIES & MATER					22,400.00	254.88	320.97	0.00	22,079.03	1.43
141 E 71200 429 000 00002 000	INSTRUCTIONAL SUP. & MAT.-ASBU					0.00	0.00	0.00	0.00	0.00	0.00
141 E 71200 429 000 00003 000	INSTRUCTIONAL SUP. & MAT.-MIDW					0.00	0.00	0.00	0.00	0.00	0.00
141 E 71200 429 000 00004 000	INSTRUCTIONAL SUP. & MAT.-BCES					0.00	347.99	871.61	0.00	-871.61	0.00
141 E 71200 429 000 00005 000	INSTRUCTIONAL SUP. & MAT.-BCMS					0.00	0.00	0.00	0.00	0.00	0.00
141 E 71200 429 000 00006 000	INSTRUCTIONAL SUP. & MAT.-GVES					0.00	493.85	1,722.13	0.00	-1,722.13	0.00
141 E 71200 429 000 00007 000	INSTRUCTIONAL SUP. & MAT.-FBES					0.00	0.00	0.00	0.00	0.00	0.00
141 E 71200 429 000 00008 000	INSTRUCTIONAL SUP. & MAT.-GES					0.00	43.90	43.90	0.00	-43.90	0.00
141 E 71200 429 000 00009 000	INSTRUCTIONAL SUP. & MAT.-JES					0.00	194.61	394.84	0.00	-394.84	0.00
141 E 71200 429 000 00010 000	INSTRUCTIONAL SUP. & MAT.-JMS					0.00	200.00	200.00	0.00	-200.00	0.00
141 E 71200 429 000 00011 000	INSTRUCTIONAL SUP. & MAT.-LES					0.00	0.00	158.45	0.00	-158.45	0.00
141 E 71200 429 000 00012 000	INSTRUCTIONAL SUP. & MAT.-SCES					0.00	0.00	0.00	0.00	0.00	0.00
141 E 71200 429 000 00013 000	INSTRUCTIONAL SUP. & MAT.-SSES					0.00	199.97	199.97	0.00	-199.97	0.00
141 E 71200 429 000 00014 000	INSTRUCTIONAL SUP. & MAT.-WVES					0.00	397.27	595.96	0.00	-595.96	0.00
141 E 71200 429 000 00015 000	INSTRUCTIONAL SUP. & MAT.-DBHS					0.00	395.30	395.30	0.00	-395.30	0.00
141 E 71200 429 000 00016 000	INSTRUCTIONAL SUP. & MAT.-DCHS					0.00	608.34	608.34	0.00	-608.34	0.00
141 E 71200 429 000 00025 000	INSTRUCTIONAL SUP. & MAT.-RVES					0.00	399.07	399.07	0.00	-399.07	0.00
141 E 71200 599 000 00000 000	OTHER CHARGES					6,140.00	60.06	240.40	0.00	5,899.60	3.92
141 E 71200 --- --- ----- ---						4,849,235.00	391,283.13	802,121.78	0.00	4,047,113.22	16.54
71300 VOCATIONAL EDUCATION PROGRAM											
141 E 71300 116 000 00000 000	VOCATIONAL TEACHERS					1,784,604.00	144,392.83	342,831.36	0.00	1,441,772.64	19.21
141 E 71300 117 000 00000 000	CAREER LADDER PROGRAM					2,000.00	0.00	0.00	0.00	2,000.00	0.00
141 E 71300 163 000 00000 000	EDUCATIONAL ASSISTANTS					28,060.00	0.00	0.00	0.00	28,060.00	0.00
141 E 71300 195 000 00000 000	CERTIFIED SUBSTITUTE TEACHERS					20,000.00	2,100.00	3,500.00	0.00	16,500.00	17.50
141 E 71300 198 000 00000 000	NON-CERTIFIED SUBSTITUTE TEACH					25,000.00	2,345.00	4,095.00	0.00	20,905.00	16.38
141 E 71300 201 000 00000 000	SOCIAL SECURITY					115,299.00	8,507.77	20,447.28	0.00	94,851.72	17.73
141 E 71300 204 000 00000 000	STATE RETIREMENT					186,717.00	14,233.94	33,283.86	0.00	153,433.14	17.83
141 E 71300 206 000 00000 000	LIFE INSURANCE					1,305.00	653.00	653.00	0.00	652.00	50.04

Fnd T	Acct	Obj	Prj	Loc	Prg	Account Level Description	2021-22 Budget	October 2021-22 Monthly Activity	2021-22 FYTD Activity	Encumbered Amount	Unexpended Balance - YTD Act	2021-22 FYTD %
71300 VOCATIONAL EDUCATION PROGRAM												
141	E	71300	---	---	-----	---	2,795,985.00	220,371.13	506,657.11	0.00	2,289,327.89	18.12
71600 ADULT EDUCATION PROGRAM												
141	E	71600	116	000	00000	000 AD. ED. TEACHERS	6,831.00	0.00	0.00	0.00	6,831.00	0.00
141	E	71600	201	000	00000	000 SOCIAL SECURITY	423.00	0.00	0.00	0.00	423.00	0.00
141	E	71600	204	000	00000	000 STATE RETIREMENT	702.00	0.00	0.00	0.00	702.00	0.00
141	E	71600	212	000	00000	000 EMPLOYER MEDICARE	99.00	0.00	0.00	0.00	99.00	0.00
141	E	71600	429	000	00000	000 INSTRUCTIONAL SUPPLIES & MATER	4,500.00	0.00	0.00	0.00	4,500.00	0.00
141	E	71600	---	---	-----	---	12,555.00	0.00	0.00	0.00	12,555.00	0.00
71901 COVID-19 EXP. INSTRUCTION												
141	E	71901	499	000	00000	000 OTHER CHARGES AND MATERIALS	0.00	0.00	0.00	0.00	0.00	0.00
141	E	71901	---	---	-----	---	0.00	0.00	0.00	0.00	0.00	0.00
72110 ATTENDANCE PROGRAM												
141	E	72110	105	000	00000	000 SUPERVISOR/DIRECTOR	77,370.00	6,858.88	13,279.38	0.00	64,090.62	17.16
141	E	72110	117	000	00000	000 CAREER LADDER PROGRAM	1,000.00	0.00	0.00	0.00	1,000.00	0.00
141	E	72110	162	000	00000	000 CLERICAL PERSONNEL	25,809.00	0.00	0.00	0.00	25,809.00	0.00
141	E	72110	201	000	00000	000 SOCIAL SECURITY	6,459.00	413.27	811.34	0.00	5,647.66	12.56
141	E	72110	204	000	00000	000 STATE RETIREMENT	10,552.00	706.46	1,367.77	0.00	9,184.23	12.96
141	E	72110	206	000	00000	000 LIFE INSURANCE	44.00	6.50	6.50	0.00	37.50	14.77
141	E	72110	207	000	00000	000 MEDICAL INSURANCE	17,317.00	1,088.40	1,088.40	0.00	16,228.60	6.29
141	E	72110	212	000	00000	000 EMPLOYER MEDICARE	1,511.00	96.65	189.75	0.00	1,321.25	12.56
141	E	72110	299	000	00000	000 OTHER FRINGE BENEFITS	0.00	0.00	0.00	0.00	0.00	0.00
141	E	72110	355	000	00000	000 TRAVEL	6,000.00	600.95	1,214.95	0.00	4,785.05	20.25
141	E	72110	499	000	00000	000 OTHER SUPPLIES AND MATERIALS	1,500.00	0.00	499.46	0.00	1,000.54	33.30

Fnd T Acct	Obj Prj Loc	Prg	Account Level Description	2021-22 Budget	October 2021-22 Monthly Activity	2021-22 FYTD Activity	Encumbered Amount	Unexpended Balance - YTD Act	2021-22 FYTD %
72110 ATTENDANCE PROGRAM									
141 E 72110 499 000 00000 100			OTHER SUPPLIES & MATERIALS_D	0.00	0.00	0.00	0.00	0.00	0.00
141 E 72110 --- --- ----- ---				147,562.00	9,771.11	18,457.55	0.00	129,104.45	12.51
=====									
72120 HEALTH SERVICES									
141 E 72120 131 000 00000 000			MEDICAL PERSONNEL	261,218.00	18,115.50	62,307.21	0.00	198,910.79	23.85
141 E 72120 189 000 00000 000			OTHER SALARIES & WAGES	442,953.00	32,562.08	72,746.14	0.00	370,206.86	16.42
141 E 72120 201 000 00000 000			SOCIAL SECURITY	43,659.00	2,919.05	7,977.00	0.00	35,682.00	18.27
141 E 72120 204 000 00000 000			STATE RETIREMENT	25,103.00	4,421.80	10,173.99	0.00	14,929.01	40.53
141 E 72120 206 000 00000 000			LIFE INSURANCE	443.00	107.75	107.75	0.00	335.25	24.32
141 E 72120 207 000 00000 000			MEDICAL INSURANCE	143,701.00	11,860.00	22,920.00	0.00	120,781.00	15.95
141 E 72120 212 000 00000 000			EMPLOYER MEDICARE	10,210.00	682.68	1,865.58	0.00	8,344.42	18.27
141 E 72120 299 000 00000 000			OTHER FRINGE BENEFITS	0.00	0.00	0.00	0.00	0.00	0.00
141 E 72120 355 000 00000 000			TRAVEL	10,000.00	325.71	887.36	0.00	9,112.64	8.87
141 E 72120 399 000 00000 000			OTHER CONTRACTED SERVICES	5,000.00	0.00	2,803.00	0.00	2,197.00	56.06
141 E 72120 399 000 00000 100			OTHER C & S - DONATION	4,000.00	0.00	0.00	0.00	4,000.00	0.00
141 E 72120 413 000 00000 000			DRUGS AND MEDICAL SUPPLIES	0.00	0.00	0.00	0.00	0.00	0.00
141 E 72120 499 000 00000 000			OTHER SUPPLIES AND MATERIALS	29,000.00	316.89	1,732.39	0.00	27,267.61	5.97
141 E 72120 599 000 00000 000			OTHER CHARGES	5,000.00	0.00	604.75	0.00	4,395.25	12.10
141 E 72120 --- --- ----- ---				980,287.00	71,311.46	184,125.17	0.00	796,161.83	18.78
=====									
72130 OTHER STUDENT SUPPORT									
141 E 72130 117 000 00000 000			CAREER LADDER PROGRAM	2,000.00	0.00	0.00	0.00	2,000.00	0.00
141 E 72130 123 000 00000 000			GUIDANCE PERSONNEL	1,010,754.00	85,500.70	170,989.95	0.00	839,764.05	16.92
141 E 72130 201 000 00000 000			SOCIAL SECURITY	62,791.00	4,962.15	10,015.35	0.00	52,775.65	15.95
141 E 72130 204 000 00000 000			STATE RETIREMENT	97,326.00	8,597.33	17,193.48	0.00	80,132.52	17.67
141 E 72130 206 000 00000 000			LIFE INSURANCE	778.00	267.75	267.75	0.00	510.25	34.42
141 E 72130 207 000 00000 000			MEDICAL INSURANCE	169,463.00	15,522.40	30,144.80	0.00	139,318.20	17.79
141 E 72130 212 000 00000 000			EMPLOYER MEDICARE	14,685.00	1,160.50	2,342.29	0.00	12,342.71	15.95
141 E 72130 299 000 00000 000			OTHER FRINGE BENEFITS	0.00	0.00	0.00	0.00	0.00	0.00
141 E 72130 309 000 00000 000			CONTRACTS WITH GOVERNMENT AGEN	90,000.00	0.00	0.00	0.00	90,000.00	0.00

Fnd T	Acct	Obj	Prj	Loc	Prg	Account Level Description	2021-22 Budget	October 2021-22 Monthly Activity	2021-22 FYTD Activity	Encumbered Amount	Unexpended Balance - YTD Act	2021-22 FYTD %
72130 OTHER STUDENT SUPPORT												
141	E	72130	310	000	00000	000 CONTRACTS W OTHER GOV. AGEN.	0.00	0.00	0.00	0.00	0.00	0.00
141	E	72130	322	000	00000	000 EVALUATION AND TESTING	70,000.00	0.00	29,723.00	0.00	40,277.00	42.46
141	E	72130	499	000	00000	000 OTHER SUPPLIES AND MATERIALS	0.00	0.00	0.00	0.00	0.00	0.00
141	E	72130	499	000	00002	000 OTHER SUPPLIES AND MAT.-ASB	0.00	0.00	0.00	0.00	0.00	0.00
141	E	72130	499	000	00003	000 OTHER SUPPLIES AND MAT.-MIDWAY	0.00	0.00	0.00	0.00	0.00	0.00
141	E	72130	499	000	00004	000 OTHER SUPPLIES AND MAT.-BCES	0.00	399.07	399.07	0.00	-399.07	0.00
141	E	72130	499	000	00005	000 OTHER SUPPLIES AND MAT.-BCMS	0.00	0.00	0.00	0.00	0.00	0.00
141	E	72130	499	000	00006	000 OTHER SUPPLIES AND MAT.-GVES	0.00	0.00	0.00	0.00	0.00	0.00
141	E	72130	499	000	00007	000 OTHER SUPPLIES AND MAT.-FBES	0.00	61.34	61.34	0.00	-61.34	0.00
141	E	72130	499	000	00008	000 OTHER SUPPLIES AND MAT.-GES	0.00	0.00	0.00	0.00	0.00	0.00
141	E	72130	499	000	00009	000 OTHER SUPPLIES AND MAT.-JES	0.00	0.00	0.00	0.00	0.00	0.00
141	E	72130	499	000	00010	000 OTHER SUPPLIES AND MAT.-JMS	0.00	0.00	0.00	0.00	0.00	0.00
141	E	72130	499	000	00011	000 OTHER SUPPLIES AND MAT.-LES	0.00	0.00	0.00	0.00	0.00	0.00
141	E	72130	499	000	00012	000 OTHER SUPPLIES AND MAT.-SCES	0.00	0.00	0.00	0.00	0.00	0.00
141	E	72130	499	000	00013	000 OTHER SUPPLIES AND MAT.-SSES	0.00	0.00	130.50	0.00	-130.50	0.00
141	E	72130	499	000	00014	000 OTHER SUPPLIES AND MAT.-WVES	0.00	0.00	0.00	0.00	0.00	0.00
141	E	72130	499	000	00015	000 OTHER SUPPLIES AND MAT.-DBHS	0.00	0.00	0.00	0.00	0.00	0.00
141	E	72130	499	000	00016	000 OTHER SUPPLIES AND MAT.-DCHS	0.00	797.24	797.24	0.00	-797.24	0.00
141	E	72130	499	000	00025	000 OTHER SUPPLIES AND MAT.-RVES	0.00	98.37	98.37	0.00	-98.37	0.00
141	E	72130	790	000	00000	000 OTHER EQUIPMENT	0.00	0.00	0.00	0.00	0.00	0.00
141 E 72130 --- --- ----- ---							1,517,797.00	117,366.85	262,163.14	0.00	1,255,633.86	17.27
=====												
72210 SUPPORT REGULAR INSTRUCTION												
141	E	72210	105	000	00000	000 SUPERVISOR/DIRECTOR	364,950.00	32,622.36	120,973.44	0.00	243,976.56	33.15
141	E	72210	117	000	00000	000 CAREER LADDER PROGRAM	12,000.00	0.00	0.00	0.00	12,000.00	0.00
141	E	72210	127	000	00000	000 CAREER LADDER EXTENDED CONTRAC	0.00	0.00	0.00	0.00	0.00	0.00
141	E	72210	129	000	00000	000 LIBRARIANS	836,781.00	60,301.06	120,602.12	0.00	716,178.88	14.41
141	E	72210	138	000	00000	000 TECHNOLOGY PERSONNEL	0.00	0.00	0.00	0.00	0.00	0.00
141	E	72210	162	000	00000	000 CLERICAL PERSONNEL	168,529.00	15,671.28	34,552.01	0.00	133,976.99	20.50
141	E	72210	189	000	00000	000 OTHER SALARIES & WAGES	0.00	0.00	0.00	0.00	0.00	0.00
141	E	72210	201	000	00000	000 SOCIAL SECURITY	85,700.00	6,346.04	16,402.96	0.00	69,297.04	19.14
141	E	72210	204	000	00000	000 STATE RETIREMENT	141,210.00	10,792.77	27,606.09	0.00	113,603.91	19.55
141	E	72210	206	000	00000	000 LIFE INSURANCE	921.00	356.00	356.00	0.00	565.00	38.65
141	E	72210	207	000	00000	000 MEDICAL INSURANCE	178,088.00	16,449.60	32,007.60	0.00	146,080.40	17.97

Fnd T	Acct	Obj	Prj	Loc	Prg	Account Level Description	2021-22 Budget	October Monthly Activity	2021-22 FYTD Activity	Encumbered Amount	Unexpended Balance - YTD Act	2021-22 FYTD %
72210						SUPPORT REGULAR INSTRUCTION						
141 E	72210	212	000	00000	000	EMPLOYER MEDICARE	20,043.00	1,484.16	3,836.15	0.00	16,206.85	19.14
141 E	72210	299	000	00000	000	OTHER FRINGE BENEFITS	0.00	0.00	0.00	0.00	0.00	0.00
141 E	72210	336	000	00000	000	MAINTENANCE AND REPAIR SERVICE	25,000.00	6,834.24	6,834.24	0.00	18,165.76	27.34
141 E	72210	355	000	00000	000	TRAVEL	43,000.00	3,153.70	4,650.83	0.00	38,349.17	10.82
141 E	72210	432	000	00000	000	LIBRARY BOOKS	100,000.00	0.00	0.00	0.00	100,000.00	0.00
141 E	72210	432	000	00002	000	LIBRARY BOOKS-ASBURY	0.00	0.00	0.00	0.00	0.00	0.00
141 E	72210	432	000	00003	000	LIBRARY BOOKS-MIDWAY	0.00	0.00	0.00	0.00	0.00	0.00
141 E	72210	432	000	00004	000	LIBRARY BOOKS-BCES	0.00	1,409.05	1,409.05	0.00	-1,409.05	0.00
141 E	72210	432	000	00005	000	LIBRARY BOOKS-BCMS	0.00	0.00	0.00	0.00	0.00	0.00
141 E	72210	432	000	00006	000	LIBRARY BOOKS-GVES	0.00	0.00	0.00	0.00	0.00	0.00
141 E	72210	432	000	00007	000	LIBRARY BOOKS-FBES	0.00	0.00	0.00	0.00	0.00	0.00
141 E	72210	432	000	00008	000	LIBRARY BOOKS-GES	0.00	3,049.66	5,649.66	0.00	-5,649.66	0.00
141 E	72210	432	000	00009	000	LIBRARY BOOKS-JES	0.00	1,709.05	1,709.05	0.00	-1,709.05	0.00
141 E	72210	432	000	00010	000	LIBRARY BOOKS-JMS	0.00	772.65	772.65	0.00	-772.65	0.00
141 E	72210	432	000	00011	000	LIBRARY BOOKS-LES	0.00	0.00	0.00	0.00	0.00	0.00
141 E	72210	432	000	00012	000	LIBRARY BOOKS-SCES	0.00	0.00	0.00	0.00	0.00	0.00
141 E	72210	432	000	00013	000	LIBRARY BOOKS-SSES	0.00	0.00	0.00	0.00	0.00	0.00
141 E	72210	432	000	00014	000	LIBRARY BOOKS-WVES	0.00	0.00	0.00	0.00	0.00	0.00
141 E	72210	432	000	00015	000	LIBRARY BOOKS-DBHS	0.00	3,398.89	3,398.89	0.00	-3,398.89	0.00
141 E	72210	432	000	00016	000	LIBRARY BOOKS-DCHS	0.00	1,042.12	1,756.87	0.00	-1,756.87	0.00
141 E	72210	432	000	00025	000	LIBRARY BOOKS-RVES	0.00	2,676.00	4,842.78	0.00	-4,842.78	0.00
141 E	72210	499	000	00000	000	OTHER SUPPLIES AND MATERIALS	10,000.00	0.00	201.98	0.00	9,798.02	2.02
141 E	72210	524	000	00000	000	IN SERVICE / STAFF DEVELOPMENT	190,000.00	4,559.95	25,939.09	0.00	164,060.91	13.65
141 E	72210	---	---	-----	---		2,176,222.00	172,628.58	413,501.46	0.00	1,762,720.54	19.00
							=====	=====	=====	=====	=====	=====
72220						SUPPORT SPECIAL EDUCATION -						
141 E	72220	105	000	00000	000	SUPERVISOR/DIRECTOR	161,137.00	13,398.93	53,595.72	0.00	107,541.28	33.26
141 E	72220	117	000	00000	000	CAREER LADDER PROGRAM	4,000.00	0.00	0.00	0.00	4,000.00	0.00
141 E	72220	124	000	00000	000	PSYCHOLOGICAL PERSONNEL	57,113.00	4,759.42	9,518.84	0.00	47,594.16	16.67
141 E	72220	127	000	00000	000	CAREER LADDER EXTENDED CONTRAC	0.00	0.00	0.00	0.00	0.00	0.00
141 E	72220	135	000	00000	000	ASSESSMENT PERSONNEL	167,518.00	13,959.93	27,919.86	0.00	139,598.14	16.67
141 E	72220	161	000	00000	000	SECRETARY(S)	38,721.00	0.00	0.00	0.00	38,721.00	0.00
141 E	72220	162	000	00000	000	CLERICAL PERSONNEL	0.00	4,466.43	13,399.29	0.00	-13,399.29	0.00
141 E	72220	171	000	00000	000	SPEECH PATHOLOGIST	216,954.00	17,645.60	31,709.28	0.00	185,244.72	14.62

Fnd T Acct	Obj Prj Loc	Prg Description	2021-22 Budget	October 2021-22 Monthly Activity	2021-22 FYTD Activity	Encumbered Amount	Unexpended Balance - YTD Act	2021-22 FYTD %
72250		SUPPORT EDUCATION TECHNOLOGY						
141 E 72250	105 000 000000 000	TECHNOLOGY SUPERVISOR	259,670.00	27,368.15	88,866.20	0.00	170,803.80	34.22
141 E 72250	121 000 000000 000	DATA PROCESSING PERSONNEL	169,626.00	16,817.70	51,956.85	0.00	117,669.15	30.63
141 E 72250	138 000 000000 000	INSTRUCTIONAL COMPUTER PERSONN	54,932.00	4,577.67	9,155.34	0.00	45,776.66	16.67
141 E 72250	189 000 000000 000	OTHER SALARIES & WAGES	316,282.00	35,195.60	96,767.60	0.00	219,514.40	30.60
141 E 72250	201 000 000000 000	SOCIAL SECURITY	49,632.00	4,893.75	14,472.00	0.00	35,160.00	29.16
141 E 72250	204 000 000000 000	STATE RETIREMENT	76,929.00	6,981.35	21,853.56	0.00	55,075.44	28.41
141 E 72250	206 000 000000 000	LIFE INSURANCE	479.00	124.00	124.00	0.00	355.00	25.89
141 E 72250	207 000 000000 000	MEDICAL INSURANCE	104,942.00	12,103.60	25,348.80	0.00	79,593.20	24.16
141 E 72250	212 000 000000 000	EMPLOYER MEDICARE	11,607.00	1,173.79	3,494.26	0.00	8,112.74	30.10
141 E 72250	299 000 000000 000	OTHER FRINGE BENEFITS	0.00	0.00	0.00	0.00	0.00	0.00
141 E 72250	350 000 000000 000	INTERNET CONNECTIVITY FEE	100,000.00	5,926.00	17,783.61	0.00	82,216.39	17.78
141 E 72250	355 000 000000 000	TRAVEL	7,000.00	104.25	3,032.15	0.00	3,967.85	43.32
141 E 72250	399 000 000000 000	OTHER CONTRACTED SERVICES	456,800.00	19,286.86	289,634.44	0.00	167,165.56	63.41
141 E 72250	499 000 000000 000	OTHER SUPPLIES & MATERIALS	400,000.00	30,882.32	188,384.88	0.00	211,615.12	47.10
141 E 72250	524 440 000000 000	IN-SERVICE/STAFF DEVELOPMENT	0.00	0.00	0.00	0.00	0.00	0.00
141 E 72250	599 000 000000 000	OTHER CHARGES	0.00	0.00	0.00	0.00	0.00	0.00
141 E 72250	--- --- ----- ---		2,007,899.00	165,435.04	810,873.69	0.00	1,197,025.31	40.38
			=====	=====	=====	=====	=====	=====
72310		BOARD OF EDUCATION SERVICES						
141 E 72310	191 000 000000 000	BOARD AND COMMITTEE MEMBERS FE	30,000.00	4,875.00	11,970.00	0.00	18,030.00	39.90
141 E 72310	201 000 000000 000	SOCIAL SECURITY	1,860.00	226.92	577.53	0.00	1,282.47	31.05
141 E 72310	204 000 000000 000	STATE RETIREMENT	2,883.00	410.83	1,013.37	0.00	1,869.63	35.15
141 E 72310	207 000 000000 000	MEDICAL INSURANCE	54,351.00	2,926.80	5,853.60	0.00	48,497.40	10.77
141 E 72310	212 000 000000 000	EMPLOYER MEDICARE	435.00	61.78	155.74	0.00	279.26	35.80
141 E 72310	305 000 000000 000	AUDIT SERVICES	60,000.00	45,700.00	45,700.00	0.00	14,300.00	76.17
141 E 72310	320 000 000000 000	DUES AND MEMBERSHIPS	33,669.00	0.00	3,571.00	0.00	30,098.00	10.61
141 E 72310	331 000 000000 000	LEGAL SERVICES	54,000.00	4,500.00	18,000.00	0.00	36,000.00	33.33
141 E 72310	355 000 000000 000	TRAVEL	23,000.00	0.00	4,024.64	0.00	18,975.36	17.50
141 E 72310	399 000 000000 000	OTHER CONTRACTED SERVICES	4,000.00	0.00	0.00	0.00	4,000.00	0.00
141 E 72310	502 000 000000 000	BUILDING & CONTENTS INSURANCE	130,613.00	0.00	130,613.00	0.00	0.00	100.00
141 E 72310	506 000 000000 000	LIABILITY INSURANCE	46,159.00	0.00	46,159.00	0.00	0.00	100.00
141 E 72310	508 000 000000 000	PREMIUMS ON CORPORATE SURETY B	16,554.00	0.00	0.00	0.00	16,554.00	0.00
141 E 72310	510 000 000000 000	TRUSTEE'S COMMISSION	580,000.00	19,248.37	78,240.66	0.00	501,759.34	13.49
141 E 72310	513 000 000000 000	WORKER'S COMPENSATION INSURANC	295,980.00	0.00	285,662.00	0.00	10,318.00	96.51

Fnd T Acct	Obj Prj Loc	Prg	Account Level Description	2021-22 Budget	October 2021-22 Monthly Activity	2021-22 FYTD Activity	Encumbered Amount	Unexpended Balance - YTD Act	2021-22 FYTD %
72410			OFFICE OF THE PRINCIPAL						
141 E 72410 189 000 00000 000			OTHER SALARIES & WAGES	125,395.00	10,423.18	41,692.72	0.00	83,702.28	33.25
141 E 72410 201 000 00000 000			SOCIAL SECURITY	193,048.00	14,349.77	42,073.57	0.00	150,974.43	21.79
141 E 72410 204 000 00000 000			STATE RETIREMENT	314,455.00	24,850.01	74,797.98	0.00	239,657.02	23.79
141 E 72410 206 000 00000 000			LIFE INSURANCE	1,795.00	1,159.00	1,159.00	0.00	636.00	64.57
141 E 72410 207 000 00000 000			MEDICAL INSURANCE	487,700.00	47,976.00	95,998.40	0.00	391,701.60	19.68
141 E 72410 212 000 00000 000			EMPLOYER MEDICARE	45,148.00	3,355.99	9,839.73	0.00	35,308.27	21.79
141 E 72410 299 000 00000 000			OTHER FRINGE BENEFITS	0.00	0.00	0.00	0.00	0.00	0.00
141 E 72410 307 000 00000 000			COMMUNICATION	25,000.00	0.00	19,999.97	0.00	5,000.03	80.00
141 E 72410 307 000 00002 000			COMMUNICATION-ASBURY	0.00	0.00	0.00	0.00	0.00	0.00
141 E 72410 307 000 00003 000			COMMUNICATION-MIDWAY	0.00	0.00	0.00	0.00	0.00	0.00
141 E 72410 307 000 00004 000			COMMUNICATION-BCES	0.00	0.00	0.00	0.00	0.00	0.00
141 E 72410 307 000 00005 000			COMMUNICATION-BCMS	0.00	0.00	0.00	0.00	0.00	0.00
141 E 72410 307 000 00006 000			COMMUNICATION-GVES	0.00	0.00	0.00	0.00	0.00	0.00
141 E 72410 307 000 00007 000			COMMUNICATION-FBES	0.00	0.00	0.00	0.00	0.00	0.00
141 E 72410 307 000 00008 000			COMMUNICATION-GES	0.00	0.00	0.00	0.00	0.00	0.00
141 E 72410 307 000 00009 000			COMMUNICATION-JES	0.00	0.00	0.00	0.00	0.00	0.00
141 E 72410 307 000 00010 000			COMMUNICATION-JMS	0.00	0.00	0.00	0.00	0.00	0.00
141 E 72410 307 000 00011 000			COMMUNICATION-LES	0.00	0.00	0.00	0.00	0.00	0.00
141 E 72410 307 000 00012 000			COMMUNICATION-SCES	0.00	0.00	0.00	0.00	0.00	0.00
141 E 72410 307 000 00013 000			COMMUNICATION-SSES	0.00	0.00	0.00	0.00	0.00	0.00
141 E 72410 307 000 00014 000			COMMUNICATION-WVES	0.00	0.00	0.00	0.00	0.00	0.00
141 E 72410 307 000 00015 000			COMMUNICATION-DBHS	0.00	0.00	0.00	0.00	0.00	0.00
141 E 72410 307 000 00016 000			COMMUNICATION-DCHS	0.00	0.00	0.00	0.00	0.00	0.00
141 E 72410 307 000 00025 000			COMMUNICATION-RVES	0.00	0.00	0.00	0.00	0.00	0.00
141 E 72410 355 000 00000 000			TRAVEL	7,000.00	275.42	1,134.11	0.00	5,865.89	16.20
141 E 72410 499 000 00000 000			OTHER SUPPLIES AND MATERIALS	71,274.00	0.00	34,232.64	0.00	37,041.36	48.03
141 E 72410 499 000 00002 000			OTHER SUPP. & MATERIALS-ASBURY	0.00	0.00	0.00	0.00	0.00	0.00
141 E 72410 499 000 00003 000			OTHER SUPP. & MATERIALS-MIDWAY	0.00	0.00	0.00	0.00	0.00	0.00
141 E 72410 499 000 00004 000			OTHER SUPP. & MATERIALS-BCES	0.00	0.00	397.78	0.00	-397.78	0.00
141 E 72410 499 000 00005 000			OTHER SUPP. & MATERIALS-BCMS	0.00	0.00	0.00	0.00	0.00	0.00
141 E 72410 499 000 00006 000			OTHER SUPP. & MATERIALS-GVES	0.00	0.00	165.27	0.00	-165.27	0.00
141 E 72410 499 000 00007 000			OTHER SUPP. & MATERIALS-FBES	0.00	0.00	0.00	0.00	0.00	0.00
141 E 72410 499 000 00008 000			OTHER SUPP. & MATERIALS-GES	0.00	186.72	186.72	0.00	-186.72	0.00
141 E 72410 499 000 00009 000			OTHER SUPP. & MATERIALS-JES	0.00	0.00	401.73	0.00	-401.73	0.00
141 E 72410 499 000 00010 000			OTHER SUPP. & MATERIALS-JMS	0.00	0.00	283.33	0.00	-283.33	0.00
141 E 72410 499 000 00011 000			OTHER SUPP. & MATERIALS-LES	0.00	256.16	256.16	0.00	-256.16	0.00
141 E 72410 499 000 00012 000			OTHER SUPP. & MATERIALS-SCES	0.00	395.58	395.58	0.00	-395.58	0.00
141 E 72410 499 000 00013 000			OTHER SUPP. & MATERIALS-SSES	0.00	399.44	399.44	0.00	-399.44	0.00

Fnd T Acct	Obj Prj Loc	Prg Description	2021-22 Budget	October 2021-22 Monthly Activity	2021-22 FYTD Activity	Encumbered Amount	Unexpended Balance - YTD Act	2021-22 FYTD %
72610		OPERATION OF PLANT						
141 E 72610 328 000 00003 000		JANITORIAL SERVICES-MIDWAY	0.00	0.00	0.00	0.00	0.00	0.00
141 E 72610 328 000 00004 000		JANITORIAL SERVICES-BCES	0.00	5,516.38	21,768.52	0.00	-21,768.52	0.00
141 E 72610 328 000 00005 000		JANITORIAL SERVICES-BCMS	0.00	0.00	0.00	0.00	0.00	0.00
141 E 72610 328 000 00006 000		JANITORIAL SERVICES-GVES	0.00	5,968.04	23,872.16	0.00	-23,872.16	0.00
141 E 72610 328 000 00007 000		JANITORIAL SERVICES-FBES	0.00	3,482.36	14,649.44	0.00	-14,649.44	0.00
141 E 72610 328 000 00008 000		JANITORIAL SERVICES-GES	0.00	0.00	0.00	0.00	0.00	0.00
141 E 72610 328 000 00009 000		JANITORIAL SERVICES-JES	0.00	5,440.08	21,760.32	0.00	-21,760.32	0.00
141 E 72610 328 000 00010 000		JANITORIAL SERVICES-JMS	0.00	4,669.00	18,676.00	0.00	-18,676.00	0.00
141 E 72610 328 000 00011 000		JANITORIAL SERVICES-LES	0.00	0.00	0.00	0.00	0.00	0.00
141 E 72610 328 000 00012 000		JANITORIAL SERVICES-SCES	0.00	5,663.47	22,653.88	0.00	-22,653.88	0.00
141 E 72610 328 000 00013 000		JANITORIAL SERVICES-SSES	0.00	4,484.02	17,279.71	0.00	-17,279.71	0.00
141 E 72610 328 000 00014 000		JANITORIAL SERVICES-WVES	0.00	4,461.70	17,111.32	0.00	-17,111.32	0.00
141 E 72610 328 000 00015 000		JANITORIAL SERVICES-DBHS	0.00	12,843.35	51,373.40	0.00	-51,373.40	0.00
141 E 72610 328 000 00016 000		JANITORIAL SERVICES-DCHS	0.00	12,843.35	51,373.40	0.00	-51,373.40	0.00
141 E 72610 328 000 00025 000		JANITORIAL SERVICES-RVES	0.00	5,981.92	24,269.68	0.00	-24,269.68	0.00
141 E 72610 359 000 00000 000		DISPOSAL FEES	124,000.00	7,413.01	29,448.04	0.00	94,551.96	23.75
141 E 72610 359 000 00002 000		DISPOSAL FEES ASBURY	0.00	178.49	661.22	0.00	-661.22	0.00
141 E 72610 359 000 00003 000		DISPOSAL FEES MIDWAY	0.00	110.00	855.25	0.00	-855.25	0.00
141 E 72610 359 000 00004 000		DISPOSAL FEES BCES	0.00	0.00	0.00	0.00	0.00	0.00
141 E 72610 359 000 00005 000		DISPOSAL FEES OLD BCMS	0.00	0.00	0.00	0.00	0.00	0.00
141 E 72610 359 000 00006 000		DISPOSAL FEES GVES	0.00	583.21	1,351.67	0.00	-1,351.67	0.00
141 E 72610 359 000 00007 000		DISPOSAL FEES FBES	0.00	0.00	0.00	0.00	0.00	0.00
141 E 72610 359 000 00008 000		DISPOSAL FEES GES	0.00	0.00	0.00	0.00	0.00	0.00
141 E 72610 359 000 00009 000		DISPOSAL FEES JES	0.00	570.00	1,710.00	0.00	-1,710.00	0.00
141 E 72610 359 000 00010 000		DISPOSAL FEES JMS	0.00	1,322.12	3,543.76	0.00	-3,543.76	0.00
141 E 72610 359 000 00011 000		DISPOSAL FEES LES	0.00	0.00	0.00	0.00	0.00	0.00
141 E 72610 359 000 00012 000		DISPOSAL FEES SCES	0.00	0.00	0.00	0.00	0.00	0.00
141 E 72610 359 000 00013 000		DISPOSAL FEES SSES	0.00	0.00	738.50	0.00	-738.50	0.00
141 E 72610 359 000 00014 000		DISPOSAL FEES WVES	0.00	0.00	0.00	0.00	0.00	0.00
141 E 72610 359 000 00015 000		DISPOSAL FEES DBHS	0.00	1,154.99	4,980.45	0.00	-4,980.45	0.00
141 E 72610 359 000 00016 000		DISPOSAL FEES DCHS	0.00	1,333.46	4,007.07	0.00	-4,007.07	0.00
141 E 72610 359 000 00025 000		DISPOSAL FEES RVES	0.00	0.00	0.00	0.00	0.00	0.00
141 E 72610 399 000 00000 000		OTHER CONTRACTED SERVICES	149,010.00	107.90	1,041.78	0.00	147,968.22	0.70
141 E 72610 399 000 00002 000		OTHER CONTRACTED SERV. ASBURY	0.00	620.00	789.14	0.00	-789.14	0.00
141 E 72610 399 000 00003 000		OTHER CONTRACTED SERV MIDWAY	0.00	630.00	1,530.00	0.00	-1,530.00	0.00
141 E 72610 399 000 00004 000		OTHER CONTRACTED SERVICE BCES	0.00	815.00	2,090.00	0.00	-2,090.00	0.00
141 E 72610 399 000 00005 000		OTHER CONTRACTED SERVICE BCM	0.00	0.00	0.00	0.00	0.00	0.00
141 E 72610 399 000 00006 000		OTHER CONTRACTED SERVICE GVES	0.00	740.00	2,001.50	0.00	-2,001.50	0.00

Fnd T Acct	Obj Prj Loc	Prg Description	2021-22 Budget	October 2021-22 Monthly Activity	2021-22 FYTD Activity	Encumbered Amount	Unexpended Balance - YTD Act	2021-22 FYTD %
72610		OPERATION OF PLANT						
141 E 72610 399 000 00007 000		OTHER CONTRACTED SERVICE FBES	0.00	1,120.00	1,120.00	0.00	-1,120.00	0.00
141 E 72610 399 000 00008 000		OTHER CONTRACTED SERVICE GES	0.00	660.00	1,260.00	0.00	-1,260.00	0.00
141 E 72610 399 000 00009 000		OTHER CONTRACTED SERVICE JES	0.00	1,329.00	1,759.00	0.00	-1,759.00	0.00
141 E 72610 399 000 00010 000		OTHER CONTRACTED SERVICE JMS	0.00	1,594.00	2,164.00	0.00	-2,164.00	0.00
141 E 72610 399 000 00011 000		OTHER CONTRACTED SERVICE LES	0.00	1,670.00	7,085.00	0.00	-7,085.00	0.00
141 E 72610 399 000 00012 000		OTHER CONTRACTED SERVICE SCES	0.00	400.00	2,600.00	0.00	-2,600.00	0.00
141 E 72610 399 000 00013 000		OTHER CONTRACTED SERVICE SSES	0.00	1,120.00	14,880.00	0.00	-14,880.00	0.00
141 E 72610 399 000 00014 000		OTHER CONTRACTED SERVICE WVES	0.00	283.03	2,761.38	0.00	-2,761.38	0.00
141 E 72610 399 000 00015 000		OTHER CONTRACTED SERVICE DBHS	0.00	2,241.00	3,146.69	0.00	-3,146.69	0.00
141 E 72610 399 000 00016 000		OTHER CONTRACTED SERVICE DCHS	0.00	2,320.62	7,056.87	0.00	-7,056.87	0.00
141 E 72610 399 000 00025 000		OTHER CONTRACTED SERVICE RVES	0.00	1,005.00	2,715.00	0.00	-2,715.00	0.00
141 E 72610 410 000 00000 000		CUSTODIAL SUPPLIES	130,000.00	931.66	2,033.13	0.00	127,966.87	1.56
141 E 72610 410 000 00002 000		CUSTODIAL SUPPLIES-ASBURY	0.00	52.08	676.16	0.00	-676.16	0.00
141 E 72610 410 000 00003 000		CUSTODIAL SUPPLIES-MIDWAY	0.00	229.52	229.52	0.00	-229.52	0.00
141 E 72610 410 000 00004 000		CUSTODIAL SUPPLIES-BCES	0.00	80.08	1,098.74	0.00	-1,098.74	0.00
141 E 72610 410 000 00005 000		CUSTODIAL SUPPLIES-BCMS	0.00	0.00	0.00	0.00	0.00	0.00
141 E 72610 410 000 00006 000		CUSTODIAL SUPPLIES-GVES	0.00	1,729.44	1,729.44	0.00	-1,729.44	0.00
141 E 72610 410 000 00007 000		CUSTODIAL SUPPLIES-FBES	0.00	0.00	619.89	0.00	-619.89	0.00
141 E 72610 410 000 00008 000		CUSTODIAL SUPPLIES-GES	0.00	1,096.37	3,185.73	0.00	-3,185.73	0.00
141 E 72610 410 000 00009 000		CUSTODIAL SUPPLIES-JES	0.00	0.00	1,368.71	0.00	-1,368.71	0.00
141 E 72610 410 000 00010 000		CUSTODIAL SUPPLIES-JMS	0.00	175.23	719.59	0.00	-719.59	0.00
141 E 72610 410 000 00011 000		CUSTODIAL SUPPLIES-LES	0.00	795.96	3,073.50	0.00	-3,073.50	0.00
141 E 72610 410 000 00012 000		CUSTODIAL SUPPLIES-SCES	0.00	564.68	1,692.80	0.00	-1,692.80	0.00
141 E 72610 410 000 00013 000		CUSTODIAL SUPPLIES-SSES	0.00	880.52	880.52	0.00	-880.52	0.00
141 E 72610 410 000 00014 000		CUSTODIAL SUPPLIES-WVES	0.00	706.39	1,357.73	0.00	-1,357.73	0.00
141 E 72610 410 000 00015 000		CUSTODIAL SUPPLIES-DBHS	0.00	0.00	2,609.71	0.00	-2,609.71	0.00
141 E 72610 410 000 00016 000		CUSTODIAL SUPPLIES-DCHS	0.00	1,070.51	1,584.83	0.00	-1,584.83	0.00
141 E 72610 410 000 00025 000		CUSTODIAL SUPPLIES-RVES	0.00	1,098.72	3,086.44	0.00	-3,086.44	0.00
141 E 72610 415 000 00000 000		ELECTRICITY	2,110,133.00	7,514.90	35,828.35	0.00	2,074,304.65	1.70
141 E 72610 415 000 00002 000		ELECTRICITY-ASBURY	0.00	1,262.82	6,176.59	0.00	-6,176.59	0.00
141 E 72610 415 000 00003 000		ELECTRICITY-MIDWAY	0.00	863.17	4,185.55	0.00	-4,185.55	0.00
141 E 72610 415 000 00004 000		ELECTRICITY-BCES	0.00	15,429.68	61,313.50	0.00	-61,313.50	0.00
141 E 72610 415 000 00005 000		ELECTRICITY-BCMS	0.00	0.00	0.00	0.00	0.00	0.00
141 E 72610 415 000 00006 000		ELECTRICITY-GVES	0.00	13,877.06	56,979.83	0.00	-56,979.83	0.00
141 E 72610 415 000 00007 000		ELECTRICITY-FBES	0.00	4,479.91	19,278.26	0.00	-19,278.26	0.00
141 E 72610 415 000 00008 000		ELECTRICITY-GES	0.00	9,340.57	36,496.08	0.00	-36,496.08	0.00
141 E 72610 415 000 00009 000		ELECTRICITY-JES	0.00	9,571.05	39,645.66	0.00	-39,645.66	0.00
141 E 72610 415 000 00010 000		ELECTRICITY-JMS	0.00	6,519.22	27,706.78	0.00	-27,706.78	0.00

Fnd T	Acct	Obj	Prj	Loc	Prg	Account Level Description	2021-22 Budget	October 2021-22 Monthly Activity	2021-22 FYTD Activity	Encumbered Amount	Unexpended Balance - YTD Act	2021-22 FYTD %
72610						OPERATION OF PLANT						
141 E	72610	415	000	00011	000	ELECTRICITY-LES	0.00	11,535.51	49,818.33	0.00	-49,818.33	0.00
141 E	72610	415	000	00012	000	ELECTRICITY-SCES	0.00	6,162.14	24,979.45	0.00	-24,979.45	0.00
141 E	72610	415	000	00013	000	ELECTRICITY-SSES	0.00	7,480.33	29,927.03	0.00	-29,927.03	0.00
141 E	72610	415	000	00014	000	ELECTRICITY-WVES	0.00	7,162.90	27,702.00	0.00	-27,702.00	0.00
141 E	72610	415	000	00015	000	ELECTRICITY-DBHS	0.00	26,296.27	104,288.90	0.00	-104,288.90	0.00
141 E	72610	415	000	00016	000	ELECTRICITY-DCHS	0.00	22,537.59	89,153.52	0.00	-89,153.52	0.00
141 E	72610	415	000	00025	000	ELECTRICITY-RVES	0.00	14,560.50	54,841.21	0.00	-54,841.21	0.00
141 E	72610	434	000	00000	000	NATURAL GAS	141,625.00	5,642.44	16,771.80	0.00	124,853.20	11.84
141 E	72610	434	000	00002	000	NATURAL GAS-ASBURY	0.00	0.00	0.00	0.00	0.00	0.00
141 E	72610	434	000	00003	000	NATURAL GAS-MIDWAY	0.00	0.00	0.00	0.00	0.00	0.00
141 E	72610	434	000	00004	000	NATURAL GAS-BCES	0.00	124.72	350.35	0.00	-350.35	0.00
141 E	72610	434	000	00005	000	NATURAL GAS-BCMS	0.00	0.00	0.00	0.00	0.00	0.00
141 E	72610	434	000	00006	000	NATURAL GAS-GVES	0.00	0.00	0.00	0.00	0.00	0.00
141 E	72610	434	000	00007	000	NATURAL GAS-FBES	0.00	0.00	0.00	0.00	0.00	0.00
141 E	72610	434	000	00008	000	NATURAL GAS-GES	0.00	0.00	0.00	0.00	0.00	0.00
141 E	72610	434	000	00009	000	NATURAL GAS-JES	0.00	105.07	422.48	0.00	-422.48	0.00
141 E	72610	434	000	00010	000	NATURAL GAS-JMS	0.00	46.38	184.57	0.00	-184.57	0.00
141 E	72610	434	000	00011	000	NATURAL GAS-LES	0.00	0.00	4,323.93	0.00	-4,323.93	0.00
141 E	72610	434	000	00012	000	NATURAL GAS-SCES	0.00	0.00	0.00	0.00	0.00	0.00
141 E	72610	434	000	00013	000	NATURAL GAS-SSES	0.00	0.00	2,998.28	0.00	-2,998.28	0.00
141 E	72610	434	000	00014	000	NATURAL GAS-WVES	0.00	0.00	0.00	0.00	0.00	0.00
141 E	72610	434	000	00015	000	NATURAL GAS-DBHS	0.00	0.00	1,345.35	0.00	-1,345.35	0.00
141 E	72610	434	000	00016	000	NATURAL GAS-DCHS	0.00	463.45	1,301.05	0.00	-1,301.05	0.00
141 E	72610	434	000	00025	000	NATURAL GAS-RVES	0.00	0.00	0.00	0.00	0.00	0.00
141 E	72610	454	000	00000	000	WATER AND SEWER	241,090.00	3,472.63	4,237.34	0.00	236,852.66	1.76
141 E	72610	454	000	00002	000	WATER & SEWER-ASBURY	0.00	467.17	1,212.68	0.00	-1,212.68	0.00
141 E	72610	454	000	00003	000	WATER & SEWER-MIDWAY	0.00	16.35	61.62	0.00	-61.62	0.00
141 E	72610	454	000	00004	000	WATER & SEWER-BCES	0.00	2,464.39	6,741.20	0.00	-6,741.20	0.00
141 E	72610	454	000	00005	000	WATER & SEWER-BCMS	0.00	0.00	0.00	0.00	0.00	0.00
141 E	72610	454	000	00006	000	WATER & SEWER-GVES	0.00	4,742.37	9,923.84	0.00	-9,923.84	0.00
141 E	72610	454	000	00007	000	WATER & SEWER-FBES	0.00	163.42	647.96	0.00	-647.96	0.00
141 E	72610	454	000	00008	000	WATER & SEWER-GES	0.00	1,364.98	3,804.87	0.00	-3,804.87	0.00
141 E	72610	454	000	00009	000	WATER & SEWER-JES	0.00	1,695.83	4,091.19	0.00	-4,091.19	0.00
141 E	72610	454	000	00010	000	WATER & SEWER-JMS	0.00	998.33	2,229.09	0.00	-2,229.09	0.00
141 E	72610	454	000	00011	000	WATER & SEWER-LES	0.00	1,799.60	2,880.39	0.00	-2,880.39	0.00
141 E	72610	454	000	00012	000	WATER & SEWER-SCES	0.00	325.93	880.26	0.00	-880.26	0.00
141 E	72610	454	000	00013	000	WATER & SEWER-SSES	0.00	908.06	1,792.23	0.00	-1,792.23	0.00
141 E	72610	454	000	00014	000	WATER & SEWER-WVES	0.00	560.08	746.78	0.00	-746.78	0.00

Fnd T Acct	Obj Prj Loc	Prg Description	2021-22 Budget	October 2021-22 Monthly Activity	2021-22 FYTD Activity	Encumbered Amount	Unexpended Balance - YTD Act	2021-22 FYTD %
72610		OPERATION OF PLANT						
141 E 72610 454 000 00015 000		WATER & SEWER-DBHS	0.00	4,651.52	15,854.15	0.00	-15,854.15	0.00
141 E 72610 454 000 00016 000		WATER & SEWER-DCHS	0.00	4,005.22	11,412.37	0.00	-11,412.37	0.00
141 E 72610 454 000 00025 000		WATER & SEWER-RVES	0.00	1,912.42	8,564.81	0.00	-8,564.81	0.00
141 E 72610 499 000 00000 000		OTHER SUPPLIES AND MATERIALS	70,000.00	31,697.52	43,580.95	0.00	26,419.05	62.26
141 E 72610 501 000 00000 000		BOILER INSURANCE	20,684.00	0.00	20,684.00	0.00	0.00	100.00
141 E 72610 599 000 00000 000		OTHER CHARGES	38,000.00	1,433.69	4,605.79	0.00	33,394.21	12.12
141 E 72610 599 000 00002 000		OTHER CHARGES ASBURY	0.00	199.08	447.93	0.00	-447.93	0.00
141 E 72610 599 000 00003 000		OTHER CHARGES MIDWAY	0.00	125.00	225.00	0.00	-225.00	0.00
141 E 72610 599 000 00004 000		OTHER CHARGES BCES	0.00	280.05	504.09	0.00	-504.09	0.00
141 E 72610 599 000 00005 000		OTHER CHARGES BCMS	0.00	0.00	0.00	0.00	0.00	0.00
141 E 72610 599 000 00006 000		OTHER CHARGES GVES	0.00	0.00	0.00	0.00	0.00	0.00
141 E 72610 599 000 00007 000		OTHER CHARGES FBES	0.00	0.00	0.00	0.00	0.00	0.00
141 E 72610 599 000 00008 000		OTHER CHARGES GES	0.00	0.00	0.00	0.00	0.00	0.00
141 E 72610 599 000 00009 000		OTHER CHARGES JES	0.00	0.00	0.00	0.00	0.00	0.00
141 E 72610 599 000 00010 000		OTHER CHARGES JMS	0.00	0.00	0.00	0.00	0.00	0.00
141 E 72610 599 000 00011 000		OTHER CHARGES LES	0.00	0.00	0.00	0.00	0.00	0.00
141 E 72610 599 000 00012 000		OTHER CHARGES SCES	0.00	0.00	0.00	0.00	0.00	0.00
141 E 72610 599 000 00013 000		OTHER CHARGES SSES	0.00	0.00	0.00	0.00	0.00	0.00
141 E 72610 599 000 00014 000		OTHER CHARGES WVES	0.00	0.00	0.00	0.00	0.00	0.00
141 E 72610 599 000 00015 000		OTHER CHARGES DBHS	0.00	0.00	0.00	0.00	0.00	0.00
141 E 72610 599 000 00016 000		OTHER CHARGES DCHS	0.00	0.00	0.00	0.00	0.00	0.00
141 E 72610 599 000 00025 000		OTHER CHARGES RVES	0.00	0.00	0.00	0.00	0.00	0.00
141 E 72610 --- --- ----- ---			5,120,346.00	478,605.15	1,634,275.62	0.00	3,486,070.38	31.92
			=====	=====	=====	=====	=====	=====
72620		MAINTENANCE OF PLANT						
141 E 72620 105 000 00000 000		SUPERVISOR/DIRECTOR	261,854.00	20,386.00	67,808.83	0.00	194,045.17	25.90
141 E 72620 167 000 00000 000		MAINTENANCE PERSONNEL	774,287.00	74,140.48	214,376.28	0.00	559,910.72	27.69
141 E 72620 201 000 00000 000		SOCIAL SECURITY	64,241.00	5,598.67	16,971.46	0.00	47,269.54	26.42
141 E 72620 204 000 00000 000		STATE RETIREMENT	99,573.00	8,724.93	26,896.69	0.00	72,676.31	27.01
141 E 72620 206 000 00000 000		LIFE INSURANCE	281.00	56.00	56.00	0.00	225.00	19.93
141 E 72620 207 000 00000 000		MEDICAL INSURANCE	131,682.00	16,914.70	32,129.80	0.00	99,552.20	24.40
141 E 72620 212 000 00000 000		EMPLOYER MEDICARE	15,024.00	1,309.39	3,969.17	0.00	11,054.83	26.42
141 E 72620 304 000 00000 000		ARCHITECTS	0.00	0.00	0.00	0.00	0.00	0.00
141 E 72620 307 000 00000 000		COMMUNICATION	2,700.00	236.60	709.80	0.00	1,990.20	26.29

Fnd T Acct	Obj Prj Loc	Prg Description	2021-22 Budget	October 2021-22 Monthly Activity	2021-22 FYTD Activity	Encumbered Amount	Unexpended Balance - YTD Act	2021-22 FYTD %
72620		MAINTENANCE OF PLANT						
141 E 72620	335 000 00000 000	MAINTENANCE & REPAIR - BUILDIN	45,000.00	0.00	0.00	0.00	45,000.00	0.00
141 E 72620	335 000 00002 000	MAINT. & REPAIR BUILD. ASBURY	0.00	0.00	3,300.00	0.00	-3,300.00	0.00
141 E 72620	335 000 00003 000	MAINT. & REPAIR BUILD. MIDWAY	0.00	0.00	0.00	0.00	0.00	0.00
141 E 72620	335 000 00004 000	MAINT. & REPAIR BUILD. BCES	0.00	0.00	1,902.62	0.00	-1,902.62	0.00
141 E 72620	335 000 00005 000	MAINT. & REPAIR BUILD. BCMS	0.00	0.00	0.00	0.00	0.00	0.00
141 E 72620	335 000 00006 000	MAINT. & REPAIR BUILD. GVES	0.00	0.00	0.00	0.00	0.00	0.00
141 E 72620	335 000 00007 000	MAINT. & REPAIR BUILD. FBES	0.00	0.00	0.00	0.00	0.00	0.00
141 E 72620	335 000 00008 000	MAINT. & REPAIR BUILD. GES	0.00	0.00	0.00	0.00	0.00	0.00
141 E 72620	335 000 00009 000	MAINT. & REPAIR BUILD. JES	0.00	0.00	0.00	0.00	0.00	0.00
141 E 72620	335 000 00010 000	MAINT. & REPAIR BUILD. JMS	0.00	0.00	0.00	0.00	0.00	0.00
141 E 72620	335 000 00011 000	MAINT. & REPAIR BUILD. LES	0.00	0.00	14,800.00	0.00	-14,800.00	0.00
141 E 72620	335 000 00012 000	MAINT. & REPAIR BUILD. SCES	0.00	0.00	0.00	0.00	0.00	0.00
141 E 72620	335 000 00013 000	MAINT. & REPAIR BUILD. SSES	0.00	0.00	0.00	0.00	0.00	0.00
141 E 72620	335 000 00014 000	MAINT. & REPAIR BUILD. WVES	0.00	0.00	0.00	0.00	0.00	0.00
141 E 72620	335 000 00015 000	MAINT. & REPAIR BUILD. DBHS	0.00	0.00	0.00	0.00	0.00	0.00
141 E 72620	335 000 00016 000	MAINT. & REPAIR BUILD. DCHS	0.00	1,969.00	19,604.00	0.00	-19,604.00	0.00
141 E 72620	335 000 00025 000	MAINT. & REPAIR BUILD. RVES	0.00	0.00	0.00	0.00	0.00	0.00
141 E 72620	336 000 00000 000	MAINTENANCE AND REPAIR SERVICE	50,000.00	0.00	8,930.29	0.00	41,069.71	17.86
141 E 72620	336 000 00002 000	MAINT & REPAIR EQUIP ASBURY	0.00	0.00	0.00	0.00	0.00	0.00
141 E 72620	336 000 00003 000	MAINT & REPAIR EQUIP MIDWAY	0.00	9,940.00	9,940.00	0.00	-9,940.00	0.00
141 E 72620	336 000 00004 000	MAINT & REPAIR EQUIP BCES	0.00	0.00	0.00	0.00	0.00	0.00
141 E 72620	336 000 00005 000	MAINT & REPAIR EQUIP BCMS	0.00	0.00	0.00	0.00	0.00	0.00
141 E 72620	336 000 00006 000	MAINT & REPAIR EQUIP GVES	0.00	0.00	2,133.65	0.00	-2,133.65	0.00
141 E 72620	336 000 00007 000	MAINT & REPAIR EQUIP FBES	0.00	0.00	0.00	0.00	0.00	0.00
141 E 72620	336 000 00008 000	MAINT & REPAIR EQUIP GES	0.00	1,107.00	8,857.00	0.00	-8,857.00	0.00
141 E 72620	336 000 00009 000	MAINT & REPAIR EQUIP JES	0.00	0.00	0.00	0.00	0.00	0.00
141 E 72620	336 000 00010 000	MAINT & REPAIR EQUIP JMS	0.00	0.00	0.00	0.00	0.00	0.00
141 E 72620	336 000 00011 000	MAINT & REPAIR EQUIP LES	0.00	0.00	0.00	0.00	0.00	0.00
141 E 72620	336 000 00012 000	MAINT & REPAIR EQUIP SCES	0.00	0.00	0.00	0.00	0.00	0.00
141 E 72620	336 000 00013 000	MAINT & REPAIR EQUIP SSES	0.00	0.00	0.00	0.00	0.00	0.00
141 E 72620	336 000 00014 000	MAINT & REPAIR EQUIP WVES	0.00	0.00	1,221.71	0.00	-1,221.71	0.00
141 E 72620	336 000 00015 000	MAINT & REPAIR EQUIP DBHS	0.00	0.00	0.00	0.00	0.00	0.00
141 E 72620	336 000 00016 000	MAINT & REPAIR EQUIP DCHS	0.00	0.00	91,249.21	0.00	-91,249.21	0.00
141 E 72620	336 000 00025 000	MAINT & REPAIR EQUIP RVES	0.00	0.00	0.00	0.00	0.00	0.00
141 E 72620	399 000 00000 000	OTHER CONTRACTED SERVICES	500.00	0.00	0.00	0.00	500.00	0.00
141 E 72620	499 000 00000 000	OTHER SUPPLIES AND MATERIALS	450,000.00	21,911.23	88,182.62	0.00	361,817.38	19.60
141 E 72620	499 000 00002 000	OTHER SUPPLIES & MAT. ASBURY	0.00	0.00	866.70	0.00	-866.70	0.00
141 E 72620	499 000 00003 000	OTHER SUPPLIES & MAT. MIDWAY	0.00	0.00	2,028.27	0.00	-2,028.27	0.00

Fnd T Acct	Obj Prj Loc	Prg Description	2021-22 Budget	October 2021-22 Monthly Activity	2021-22 FYTD Activity	Encumbered Amount	Unexpended Balance - YTD Act	2021-22 FYTD %
72620		MAINTENANCE OF PLANT						
141 E 72620 499 000 00004 000		OTHER SUPPLIES & MAT. BCES	0.00	0.00	0.00	0.00	0.00	0.00
141 E 72620 499 000 00005 000		OTHER SUPPLIES & MAT. BCMS	0.00	0.00	0.00	0.00	0.00	0.00
141 E 72620 499 000 00006 000		OTHER SUPPLIES & MAT. GVES	0.00	0.00	0.00	0.00	0.00	0.00
141 E 72620 499 000 00007 000		OTHER SUPPLIES & MAT. FBES	0.00	0.00	1,243.00	0.00	-1,243.00	0.00
141 E 72620 499 000 00008 000		OTHER SUPPLIES & MAT. GES	0.00	3,176.00	3,176.00	0.00	-3,176.00	0.00
141 E 72620 499 000 00009 000		OTHER SUPPLIES & MAT. JES	0.00	0.00	0.00	0.00	0.00	0.00
141 E 72620 499 000 00010 000		OTHER SUPPLIES & MAT. JMS	0.00	0.00	0.00	0.00	0.00	0.00
141 E 72620 499 000 00011 000		OTHER SUPPLIES & MAT. LES	0.00	0.00	415.00	0.00	-415.00	0.00
141 E 72620 499 000 00012 000		OTHER SUPPLIES & MAT. SCES	0.00	0.00	349.28	0.00	-349.28	0.00
141 E 72620 499 000 00013 000		OTHER SUPPLIES & MAT. SSES	0.00	0.00	0.00	0.00	0.00	0.00
141 E 72620 499 000 00014 000		OTHER SUPPLIES & MAT. WVES	0.00	0.00	0.00	0.00	0.00	0.00
141 E 72620 499 000 00015 000		OTHER SUPPLIES & MAT. DBHS	0.00	0.00	0.00	0.00	0.00	0.00
141 E 72620 499 000 00016 000		OTHER SUPPLIES & MAT. DCHS	0.00	0.00	0.00	0.00	0.00	0.00
141 E 72620 499 000 00025 000		OTHER SUPPLIES & MAT. RVES	0.00	0.00	0.00	0.00	0.00	0.00
141 E 72620 599 000 00000 000		OTHER CHARGES	26,000.00	2,234.81	6,898.20	0.00	19,101.80	26.53
141 E 72620 701 000 00000 000		ADMINISTRATION EQUIPMENT	250,000.00	4,842.35	25,721.49	0.00	224,278.51	10.29
141 E 72620 --- --- --- ---			2,171,142.00	172,547.16	653,737.07	0.00	1,517,404.93	30.11
			=====	=====	=====	=====	=====	=====
72710		STUDENT TRANSPORTATION						
141 E 72710 105 000 00000 000		SUPERVISOR/DIRECTOR	120,448.00	13,898.34	41,695.02	0.00	78,752.98	34.62
141 E 72710 142 000 00000 000		MECHANIC(S)	241,410.00	18,683.62	49,012.96	0.00	192,397.04	20.30
141 E 72710 146 000 00000 000		BUS DRIVERS	1,237,267.00	105,944.08	209,181.70	0.00	1,028,085.30	16.91
141 E 72710 189 000 00000 000		OTHER PERSONEL	0.00	0.00	0.00	0.00	0.00	0.00
141 E 72710 201 000 00000 000		SOCIAL SECURITY	99,146.00	7,735.64	17,075.44	0.00	82,070.56	17.22
141 E 72710 204 000 00000 000		STATE RETIREMENT	153,676.00	11,744.71	24,249.26	0.00	129,426.74	15.78
141 E 72710 206 000 00000 000		LIFE INSURANCE	1,517.00	856.50	856.50	0.00	660.50	56.46
141 E 72710 207 000 00000 000		MEDICAL INSURANCE	446,624.00	42,534.84	82,114.32	0.00	364,509.68	18.39
141 E 72710 212 000 00000 000		EMPLOYER MEDICARE	23,187.00	1,861.27	4,093.41	0.00	19,093.59	17.65
141 E 72710 307 000 00000 000		COMMUNICATION	750.00	54.17	162.51	0.00	587.49	21.67
141 E 72710 330 000 00000 000		OPERATING LEASE PAYMENTS	8,400.00	1,013.72	2,728.52	0.00	5,671.48	32.48
141 E 72710 399 000 00000 000		OTHER CONTRACTED SERVICES	5,000.00	300.00	300.00	0.00	4,700.00	6.00
141 E 72710 412 000 00000 000		DIESEL FUEL	275,000.00	24,709.93	63,515.68	0.00	211,484.32	23.10
141 E 72710 424 000 00000 000		GARAGE SUPPLIES	30,000.00	735.25	2,018.51	0.00	27,981.49	6.73
141 E 72710 425 000 00000 000		GASOLINE	150,000.00	15,108.14	51,642.92	0.00	98,357.08	34.43

Fnd T Acct	Obj Prj Loc	Prg	Account Level Description	2021-22 Budget	October 2021-22 Monthly Activity	2021-22 FYTD Activity	Encumbered Amount	Unexpended Balance - YTD Act	2021-22 FYTD %
73100			FOOD SERVICE						
141 E 73100	212 000	00000 000	EMPLOYER MEDICARE	0.00	0.00	0.00	0.00	0.00	0.00
141 E 73100	299 000	00000 000	OTHER FRINGE BENEFITS	0.00	0.00	0.00	0.00	0.00	0.00
141 E 73100	---	---	-----	0.00	0.00	0.00	0.00	0.00	0.00
=====									
73300			COMMUNITY SERVICES						
141 E 73300	105 000	00000 000	SUPERVISOR/DIRECTOR	53,972.00	8,175.60	21,796.80	0.00	32,175.20	40.39
141 E 73300	116 000	00000 000	TEACHERS	0.00	2,772.00	4,554.00	0.00	-4,554.00	0.00
141 E 73300	161 000	00000 000	SECRETARY(S)	0.00	0.00	0.00	0.00	0.00	0.00
141 E 73300	162 000	00000 000	SECRETARY	27,862.00	3,213.60	9,640.80	0.00	18,221.20	34.60
141 E 73300	163 000	00000 000	EDUCATIONAL ASSISTANTS	0.00	180.00	180.00	0.00	-180.00	0.00
141 E 73300	169 000	00000 000	PART-TIME PERSONNEL	0.00	0.00	0.00	0.00	0.00	0.00
141 E 73300	189 000	00000 000	OTHER SALARIES & WAGES	367,487.00	26,680.35	100,945.43	0.00	266,541.57	27.47
141 E 73300	189 000	00100 000	BCES CHILDCARE ANNEX SALARIES	0.00	325.50	1,401.20	0.00	-1,401.20	0.00
141 E 73300	201 000	00000 000	SOCIAL SECURITY	27,858.00	2,453.80	8,322.70	0.00	19,535.30	29.88
141 E 73300	201 000	00100 000		0.00	20.19	86.88	0.00	-86.88	0.00
141 E 73300	204 000	00000 000	STATE RETIREMENT	43,180.00	2,029.23	6,071.61	0.00	37,108.39	14.06
141 E 73300	207 000	00000 000	MEDICAL INSURANCE	22,684.00	2,108.83	4,411.92	0.00	18,272.08	19.45
141 E 73300	212 000	00000 000	EMPLOYER MEDICARE	6,515.00	573.84	1,946.41	0.00	4,568.59	29.88
141 E 73300	212 000	00100 000		0.00	4.72	20.32	0.00	-20.32	0.00
141 E 73300	355 000	00000 000	TRAVEL	2,000.00	0.00	39.48	0.00	1,960.52	1.97
141 E 73300	422 000	00000 000	FOOD SUPPLIES	30,000.00	0.00	0.00	0.00	30,000.00	0.00
141 E 73300	429 000	00000 100	OTHER SUPPLIES & MAT_LOT GRANT	0.00	19.17	19.17	0.00	-19.17	0.00
141 E 73300	499 000	00000 000	OTHER SUPPLIES AND MATERIALS	20,000.00	0.00	6,235.55	0.00	13,764.45	31.18
141 E 73300	599 000	00000 000	OTHER CHARGES	13,000.00	98.76	1,274.42	0.00	11,725.58	9.80
141 E 73300	599 000	00000 100	OTHER CHARGES_LOT GRANT	0.00	0.00	0.00	0.00	0.00	0.00
141 E 73300	---	---	-----	614,558.00	48,655.59	166,946.69	0.00	447,611.31	27.17
=====									

Account Level					2021-22	October 2021-22	2021-22	Encumbered	Unexpended	2021-22
Fnd T Acct	Obj Prj Loc	Prg	Description		Budget	Monthly Activity	FYTD Activity	Amount	Balance - YTD Act	FYTD %
99100			TRANSFERS							
141 E 99100	316 000 000000	000	CONTRIBUTIONS TO DS		0.00	0.00	0.00	0.00	0.00	0.00
141 E 99100	590 000 000000	000	TRANSFERS TO OTHER FUNDS		260,000.00	0.00	0.00	0.00	260,000.00	0.00
141 E 99100	---	---	-----		260,000.00	0.00	0.00	0.00	260,000.00	0.00
					=====	=====	=====	=====	=====	=====
141 -	-----	---	-----		76,206,865.00	6,031,705.95	15,736,182.38	0.00	60,470,682.62	20.65

Number of Accounts: 665

***** End of report *****

Acct	Account Level Description	Amount
A	Asset	
11140	CASH WITH TRUSTEE D.	0.00
11140	CASH WITH TRUSTEE	14,748,174.83
11140		0.00
11140		0.00
11300	INVESTMENTS	0.00
11410	ACCOUNTS RECEIVABLE	118,646.91
11420	Allowance for Doubtful Accts.	0.00
11430	DUE FROM OTHER GOVERNMENTS	3,335,829.15
11430	DUE FROM OTHER GOVERNMENTS	0.00
11440	DUE FROM OTHER FUNDS	56,447.86
11500	PROPERTY TAX RECEIVABLE	13,792,204.00
11510	ALLOWANCE FOR UNCOLL. PROPERTY	169,962.00CR
11600	PRE-PAID ITEMS	0.00
11820	CASH SHORTAGE	0.00
11890	OTHER CURRENT ASSETS	0.00
-----		31,881,340.75
		=====

L	Liability	
21100	ACCOUNTS PAYABLE	65,469.16CR
21100		0.00
21200	ACCRUED PAYROLL	0.00
21300	PAYROLL ADJUSTMENTS	0.00
21310	INCOME TAX WITHHELD AND UNPAID	11.16
21320	SOCIAL SECURITY TAX	127.94
21325	EMPLOYEE MEDICARE DEDUCTION	68.31
21330	RETIREMENT CONTRIBUTIONS	549,736.39CR
21331	HYBRID EMPLOYER CONTRIBUTION	0.00
21339	STATE DENTAL PLAN	1,407.97CR
21340	MEDICAL INSURANCE CONTRIBUTION	460,774.53
21341	COLONIAL LIFE INS PAYABLE	0.00
21342	HARTFORD ROTH	0.00
21342	SOCIAL SECURITY	0.00
21342	STATE RETIREMENT	0.00
21342	MEDICAL INSURANCE	0.00
21342	MEDICARE	0.00
21343	AMERICAN FAMILY LIFE PAYABLE	0.00
21344	HORACE MANN LIFE INS PAYABLE	62.64
21345	CITIZENS SECURITY DENTAL	0.00
21346	WASHINGTON NATIONAL INS CO	0.00
21347	LIBERTY NATIONAL INS PAYABLE	0.00
21348	MEDICAL INSURANCE PAYABLE	4,271.60
21349	UNITED WAY	0.00
21350	NTA LIFE BUSINESS SERVICES	0.00
21351	HORACE MANN ANNUITY PAYABLE	0.00
21352	TRANSAMERICA	0.00
21353	DAVIS VISION	376.19CR
21354	ONE AMERICA	4,890.24
21355	EDUCATIONAL PLANNING GROUP	0.00
21356	TRUSTMARK	0.00
21357	MODERN WOODMEN INS PAYABLE	0.00
21358	HYBRID-TAXED CONTRIBUTION	747.68CR

Acct	Account Level Description	Amount
L	Liability	
21359	HYBRID PRETAXED CONTRIBUTION	771.19CR
21360	GARNISHMENTS AND LEVIES	512.00CR
21361	CENTRAL STATES HEALTH & LIFE C	0.00
21362	USABLE LIFE	0.00
21362	SOCIAL SECURITY	0.00
21362	STATE RETIREMENT	0.00
21362	MEDICAL INSURANCE	0.00
21362	MEDICARE	0.00
21363	MISCELLANEOUS DEDUCTIONS	0.00
21364	LEGAL SHIELD	0.00
21365	WAGeworks	0.00
21365	WAGeworks	0.00
21366	VALU TEACHERS	0.00
21367	LIFE INSURANCE OF ALABAMA	0.00
21370	AIG RETIREMENT (VALIC)	0.00
21380	CREDIT UNION DEDUCTIONS	0.00
21390	NEA TEA WCEA DUES	0.00
21392	OTHER P/R DED.-MED PUT PLUS	0.00
21500	DUE TO OTHER FUNDS	310.97CR
21510	DUE TO PRIMARY GOVERNMENT	0.00
21600	DUE TO GENERAL GOVERNMENT	0.00
21900	DUE TO PTO	0.00
29940	DEFERRED CURRENT PROP. TAXES	13,407,919.00CR
29945	DEF. DELINQUENT PROPERTY TAXES	196,088.00CR
-----		13,753,132.13CR
		=====

Q	Equity	
34110	PURCHASE ORDERS PAYABLE	0.00
34111	RESERVE FOR ENCUMBRANCE	0.00
34120	ENCUMBRANCE PRIOR YEAR	0.00
34240	PRE-PAID ITEMS	0.00
34555	RESTRICTED FOR EDUCATION	0.00
34560	RESTRICTED FOR EDUCATION - CL	0.00
34587	RESTRCT FOR HYBRID RETIR SRT	206,199.00CR
34755	ASSIGNED FOR EDUCATION - NISWO	0.00
34760	ASSIGNED FOR INSTRUCTION - RET	0.00
34765	ASSIGNED FOR SUPPORT SERVICES	4,375,862.00CR
34770	ASSIGNED FOR OPERATION NON-INS	0.00
34775	ASSIGNED FOR CAPITAL OUTLAY	0.00
34780	ASSIGNED FOR EDUCATION - CASH	2,060,000.00CR
39000	REV EXP SUMMARY FLOW THROUGH	11,486,147.62CR
39000		0.00
39999	UNDESIGNATED FUND BALANCE	0.00
-----		18,128,208.62CR
		=====

Grand Asset Totals	31,881,340.75
Grand Liability Tota	13,753,132.13CR
Grand Equity Totals	18,128,208.62CR

Acct	Account Level Description	Amount
Grand Totals		0.00

Number of Accounts: 88

***** End of report *****

CHECK CHECK							
FND	ACCT	OBJ	PRJ	NUMBER	DATE	VENDOR	AMOUNT
142	72130	499	100	142216432	10/01/2021	BARNES & NOBLE	459.17
142	72130	499	100	142216432	10/01/2021	BARNES & NOBLE	364.73
142	72130	499	100	142216432	10/01/2021	BARNES & NOBLE	247.39
142	72130	499	100	142216432	10/01/2021	BARNES & NOBLE	44.72
142	72130	499	100	142216432	10/01/2021	BARNES & NOBLE	5.59
142	71100	429	100	142216434	10/01/2021	INST FOR MULTI SENSO	228.85
142	72210	524	200	142216436	10/01/2021	UT MARTIN	7,572.00
142	72210	524	100	142216437	10/01/2021	WSCCP-16	225.00
142	72210	524	100	142216570	10/07/2021	CHRISTIAN, AARON	52.36
142	72210	399	936	142216571	10/07/2021	EDUCATION ELEMENTS	57,500.00
142	72210	524	100	142216573	10/07/2021	HERBERT, DIANE	58.28
142	72130	499	100	142216574	10/07/2021	INGLES	172.71
142	71100	471	934	142216575	10/07/2021	IXL LEARNING	12,825.00
142	71100	429	100	142216576	10/07/2021	OFFICE DEPOT	199.44
142	72210	524	100	142216578	10/07/2021	SHOEMAKER, CARLA	39.29
142	99100	590	000	142216579	10/07/2021	WASHINGTON COUNTY SC	1,294.72
142	72220	499	900	142216582	10/12/2021	BANKCARD CENTER	202.78
142	71300	429	800	142216583	10/12/2021	MajorClarity, Inc.	8,100.00
142	71100	429	100	142216675	10/15/2021	BARNES & NOBLE	56.76
142	71100	429	950	142216676	10/15/2021	CENTER FOR CIVIC ED	3,294.50
142	71100	471	950	142216676	10/15/2021	CENTER FOR CIVIC ED	50.00
142	72120	471	934	142216678	10/15/2021	FOCUSED FITNESS	11,900.00
142	71200	725	934	142216679	10/15/2021	GOVCONNECTION, INC	5,307.20
142	71200	725	934	142216679	10/15/2021	GOVCONNECTION, INC	46,227.20
142	71100	599	950	142216680	10/15/2021	HERITAGE ALLIANCE	560.00
142	72130	499	100	142216681	10/15/2021	OTC BRANDS INC	254.83
142	71200	725	900	142216682	10/15/2021	R82 INC	1,251.75
142	71100	429	100	142216683	10/15/2021	REALLY GOOD STUFF	26.91
142	71100	429	100	142216684	10/15/2021	SCHOLASTIC INC	93.39
142	71100	429	100	142216684	10/15/2021	SCHOLASTIC INC	197.32
142	72220	499	900	142216685	10/15/2021	STAPLES	39.98
142	72220	499	900	142216758	10/22/2021	ADAPTIVE TECH SOLUTI	157.94
142	72220	499	900	142216760	10/22/2021	APPLE INC	299.00
142	71100	429	100	142216761	10/22/2021	BARNES & NOBLE	50.75
142	71100	429	100	142216761	10/22/2021	BARNES & NOBLE	147.79
142	72220	499	900	142216762	10/22/2021	CENTER FOR ED & EMP	299.95
142	72120	399	934	142216764	10/22/2021	FRONTIER HEALTH	10,000.00
142	72210	355	010	142216765	10/22/2021	MORELOCK, KHRIS	86.95
142	72220	499	910	142216767	10/22/2021	RIVERSIDE INSIGHTS	4,115.24
142	72220	499	900	142216768	10/22/2021	TENNESSEE OFFICE SUP	123.87
142	72220	499	900	142216768	10/22/2021	TENNESSEE OFFICE SUP	485.83
142	72220	499	900	142216768	10/22/2021	TENNESSEE OFFICE SUP	11.98
142	72210	355	010	142216770	10/22/2021	WHITAKER, JERRY	19.74
142	72220	499	900	142216834	10/29/2021	APPLE INC	59.95
142	71100	429	100	142216836	10/29/2021	INST FOR MULTI SENSO	100.00
142	72220	499	900	142216837	10/29/2021	K12 SCHOOL SUPPLIES	825.95
142	71200	429	900	142216838	10/29/2021	N2Y	5,670.02

Totals for checks 181,306.83

FUND SUMMARY

<u>FUND</u>	<u>DESCRIPTION</u>	<u>BALANCE SHEET</u>	<u>REVENUE</u>	<u>EXPENSE</u>	<u>TOTAL</u>
142	SCHOOL FEDERAL PROJECTS	0.00	0.00	181,306.83	181,306.83
***	Fund Summary Totals ***	0.00	0.00	181,306.83	181,306.83

***** End of report *****

Fnd T	Acct	Obj	Prj	Loc	Prg	Account Level Description	2021-22 Budget	October 2021-22 Monthly Activity	2021-22 FYTD Activity	Encumbered Amount	Unexpended Balance - YTD Act	2021-22 FYTD %
010						CONSOLIDATED ADMINISTRATION						
142	E	72210	105	010	00001	000 SUPERVISOR/DIRECTOR	89,657.00	7,533.43	30,133.72	0.00	59,523.28	33.61
142	E	72210	161	010	00001	000 SECRETARY(S)	0.00	0.00	0.00	0.00	0.00	0.00
142	E	72210	162	010	00001	000 CLERICAL PERSONNEL	43,784.00	5,052.00	15,156.00	0.00	28,628.00	34.62
142	E	72210	189	010	00000	000 OTHER SALARIES & WAGES	60,788.00	0.00	0.00	0.00	60,788.00	0.00
142	E	72210	189	010	00001	000 OTHER SALARIES & WAGES	0.00	5,065.67	20,262.68	0.00	-20,262.68	0.00
142	E	72210	201	010	00000	000	12,088.00	0.00	0.00	0.00	12,088.00	0.00
142	E	72210	201	010	00001	000 SOCIAL SECURITY	0.00	1,023.82	3,923.15	0.00	-3,923.15	0.00
142	E	72210	204	010	00000	000	19,780.00	0.00	0.00	0.00	19,780.00	0.00
142	E	72210	204	010	00001	000 STATE RETIREMENT	0.00	1,783.19	6,647.27	0.00	-6,647.27	0.00
142	E	72210	207	010	00000	000	32,076.00	0.00	0.00	0.00	32,076.00	0.00
142	E	72210	207	010	00001	000 MEDICAL INSURANCE	0.00	3,096.00	6,192.00	0.00	-6,192.00	0.00
142	E	72210	212	010	00000	000	2,827.00	0.00	0.00	0.00	2,827.00	0.00
142	E	72210	212	010	00001	000 EMPLOYER MEDICARE	0.00	239.43	917.48	0.00	-917.48	0.00
142	E	72210	336	010	00000	000 MAINTENANCE AND REPAIR SERVICE	0.00	0.00	0.00	0.00	0.00	0.00
142	E	72210	355	010	00000	000 TRAVEL	10,000.00	106.69	295.11	0.00	9,704.89	2.95
142	E	72210	499	010	00000	000 OTHER SUPPLIES AND MATERIALS	10,000.00	0.00	737.85	0.00	9,262.15	7.38
142	E	72210	524	010	00000	000 IN SERVICE / STAFF DEVELOPMENT	9,000.00	0.00	0.00	0.00	9,000.00	0.00
142	E	99100	504	010	00008	000 INDIRECT COST	4,000.00	0.00	0.00	0.00	4,000.00	0.00
						010	294,000.00	23,900.23	84,265.26	0.00	209,734.74	28.66

Fnd T Acct	Obj Prj Loc	Prg	Account Level Description	2021-22 Budget	October 2021-22 Monthly Activity	2021-22 FYTD Activity	Encumbered Amount	Unexpended Balance - YTD Act	2021-22 FYTD %
100			TITLE I						
142 E	71100 116 100	00000 000	TEACHERS	827,781.00	68,355.59	137,051.14	0.00	690,729.86	16.56
142 E	71100 163 100	00000 000	EDUCATIONAL ASSISTANTS	261,648.00	13,219.87	27,660.48	0.00	233,987.52	10.57
142 E	71100 189 100	00000 000	OTHER SALARIES & WAGES	58,500.00	0.00	0.00	0.00	58,500.00	0.00
142 E	71100 195 100	00000 000	CERTIFIED SUBSTITUTE TEACHERS	0.00	0.00	0.00	0.00	0.00	0.00
142 E	71100 201 100	00000 000	SOCIAL SECURITY	71,172.00	4,565.15	9,206.03	0.00	61,965.97	12.93
142 E	71100 204 100	00000 000	STATE RETIREMENT	116,431.00	7,987.49	16,013.28	0.00	100,417.72	13.75
142 E	71100 207 100	00000 000	MEDICAL INSURANCE	249,492.00	14,102.40	32,701.20	0.00	216,790.80	13.11
142 E	71100 212 100	00000 000	EMPLOYER MEDICARE	16,645.00	1,085.77	2,194.18	0.00	14,450.82	13.18
142 E	71100 311 100	00000 000	CONTRACTS WITH OTHER SCHOOL SY	0.00	0.00	0.00	0.00	0.00	0.00
142 E	71100 336 100	00000 000	MAINTENANCE AND REPAIR SERVICE	0.00	0.00	0.00	0.00	0.00	0.00
142 E	71100 429 100	00000 000	INSTRUCTIONAL SUPPLIES & MATER	34,849.00	1,101.21	1,101.21	0.00	33,747.79	3.16
142 E	71100 499 100	00000 000	OTHER SUPPLIES AND MATERIALS	0.00	0.00	0.00	0.00	0.00	0.00
142 E	71100 722 100	00000 000	REGULAR INSTRUCTION EQUIPMENT	0.00	0.00	0.00	0.00	0.00	0.00
142 E	72130 189 100	00000 000	OTHER SALARIES & WAGES	0.00	0.00	0.00	0.00	0.00	0.00
142 E	72130 201 100	00000 000	SOCIAL SECURITY	0.00	0.00	0.00	0.00	0.00	0.00
142 E	72130 204 100	00000 000	STATE RETIREMENT	0.00	0.00	0.00	0.00	0.00	0.00
142 E	72130 207 100	00000 000	MEDICAL INSURANCE	0.00	0.00	0.00	0.00	0.00	0.00
142 E	72130 212 100	00000 000	EMPLOYER MEDICARE	0.00	0.00	0.00	0.00	0.00	0.00
142 E	72130 499 100	00000 000	OTHER SUPPLIES AND MATERIALS	22,000.00	1,549.14	1,549.14	0.00	20,450.86	7.04
142 E	72130 599 100	00000 000	OTHER CHARGES	5,000.00	0.00	0.00	0.00	5,000.00	0.00
142 E	72210 189 100	00000 000	OTHER SALARIES & WAGES	13,200.00	0.00	0.00	0.00	13,200.00	0.00
142 E	72210 195 100	00000 000	CERTIFIED SUBSTITUTE TEACHERS	0.00	0.00	0.00	0.00	0.00	0.00
142 E	72210 201 100	00000 000	SOCIAL SECURITY	818.00	0.00	0.00	0.00	818.00	0.00
142 E	72210 204 100	00000 000	STATE RETIREMENT	1,360.00	0.00	0.00	0.00	1,360.00	0.00
142 E	72210 207 100	00000 000	MEDICAL INSURANCE	0.00	0.00	0.00	0.00	0.00	0.00
142 E	72210 212 100	00000 000	EMPLOYER MEDICARE	191.00	0.00	0.00	0.00	191.00	0.00
142 E	72210 355 100	00000 000	TRAVEL	0.00	0.00	0.00	0.00	0.00	0.00
142 E	72210 524 100	00000 000	IN SERVICE / STAFF DEVELOPMENT	17,000.00	374.93	374.93	0.00	16,625.07	2.21
142 E	72210 599 100	00000 000	OTHER CHARGES	0.00	0.00	0.00	0.00	0.00	0.00
142 E	99100 504 100	00008 000	INDIRECT COST	31,225.23	0.00	0.00	0.00	31,225.23	0.00
142 E	99100 590 100	00000 000	TRANSFERS OUT	0.00	0.00	0.00	0.00	0.00	0.00
				<u>1,727,312.23</u>	<u>112,341.55</u>	<u>227,851.59</u>	<u>0.00</u>	<u>1,499,460.64</u>	<u>13.19</u>

Fnd T Acct	Obj Prj Loc	Prg	Account Level Description	2021-22 Budget	October 2021-22 Monthly Activity	2021-22 FYTD Activity	Encumbered Amount	Unexpended Balance - YTD Act	2021-22 FYTD %
160			TITLE I-D						
142 E 71100 429 160 00000 000			INSTRUCTIONAL SUPPLIES & MATER	30,006.97	0.00	0.00	0.00	30,006.97	0.00
142 E 71100 499 160 00000 000			OTHER SUPPLIES AND MATERIALS	16,000.00	0.00	11,249.00	0.00	4,751.00	70.31
142 E 72210 499 160 00000 000			OTHER SUPPLIES AND MATERIALS	0.00	0.00	0.00	0.00	0.00	0.00
142 E 72210 524 160 00000 000			IN-SERVICE / STAFF DEVELOPMENT	5,500.00	0.00	0.00	0.00	5,500.00	0.00
142 E 99100 504 160 00000 000			INDIRECT COST	2,500.00	0.00	0.00	0.00	2,500.00	0.00
	160			54,006.97	0.00	11,249.00	0.00	42,757.97	20.83

Account Level		2021-22	October 2021-22	2021-22	Encumbered	Unexpended	2021-22
Fnd T Acct	Obj Prj Loc Prg Description	Budget	Monthly Activity	FYTD Activity	Amount	Balance - YTD Act	FYTD %
171	ADD. TARGETED SUPPORT & IMPROV						
142 E 71100 195 171 00000 000	CERTIFIED SUBSTITUTE TEACHERS	0.00	0.00	0.00	0.00	0.00	0.00
142 E 71100 201 171 00000 000	SOCIAL SECURITY	0.00	0.00	0.00	0.00	0.00	0.00
142 E 71100 212 171 00000 000	MEDICARE	0.00	0.00	0.00	0.00	0.00	0.00
142 E 71100 429 171 00000 000	INSTRUCTIONAL SUPPLIES AND MAT	0.00	0.00	0.00	0.00	0.00	0.00
142 E 71100 499 171 00000 000	OTHER SUPPLIES AND MATERIALS	4,277.12	0.00	4,277.12	0.00	0.00	100.00
142 E 72210 196 171 00000 000	IN SERVICE TRAINING	0.00	0.00	0.00	0.00	0.00	0.00
142 E 72210 524 171 00000 000	IN-SERVICE / STAFF DEVELOPMENT	8,308.50	0.00	8,308.50	0.00	0.00	100.00
142 E 99100 504 171 00000 000	INDIRECT COST	214.04	0.00	214.04	0.00	0.00	100.00
	171	12,799.66	0.00	12,799.66	0.00	0.00	100.00

Fnd T Acct	Obj Prj Loc	Prg Description	Account Level	2021-22 Budget	October 2021-22 Monthly Activity	2021-22 FYTD Activity	Encumbered Amount	Unexpended Balance - YTD Act	2021-22 FYTD %
200		TITLE II - A							
142 E 71100 116 200 00000 000		TEACHERS		41,189.00	3,244.57	6,489.07	0.00	34,699.93	15.75
142 E 71100 195 200 00000 000		CERTIFIED SUBSTITUTE TEACHERS		0.00	0.00	0.00	0.00	0.00	0.00
142 E 71100 201 200 00000 000		SOCIAL SECURITY		2,554.00	201.16	402.32	0.00	2,151.68	15.75
142 E 71100 204 200 00000 000		STATE RETIREMENT		4,242.00	292.02	584.03	0.00	3,657.97	13.77
142 E 71100 207 200 00000 000		MEDICAL INSURANCE		11,640.00	0.00	0.00	0.00	11,640.00	0.00
142 E 71100 212 200 00000 000		EMPLOYER MEDICARE		597.00	47.05	94.10	0.00	502.90	15.76
142 E 72210 138 200 00010 000		INSTR COMPUTER PERSONNEL		110,470.00	9,205.84	18,411.68	0.00	92,058.32	16.67
142 E 72210 189 200 00000 000		OTHER SALARIES & WAGES		11,880.00	0.00	0.00	0.00	11,880.00	0.00
142 E 72210 195 200 00000 000		CERTIFIED SUBSTITUTE TEACHERS		0.00	0.00	0.00	0.00	0.00	0.00
142 E 72210 201 200 00000 000		SOCIAL SECURITY		8,200.00	0.00	0.00	0.00	8,200.00	0.00
142 E 72210 201 200 00010 000				0.00	543.41	1,086.82	0.00	-1,086.82	0.00
142 E 72210 204 200 00000 000		STATE RETIREMENT		13,657.00	0.00	0.00	0.00	13,657.00	0.00
142 E 72210 204 200 00010 000				0.00	948.20	1,896.40	0.00	-1,896.40	0.00
142 E 72210 207 200 00000 000		MEDICAL INSURANCE		17,316.00	4,496.40	4,496.40	0.00	12,819.60	25.97
142 E 72210 207 200 00010 000				0.00	1,646.40	3,292.80	0.00	-3,292.80	0.00
142 E 72210 212 200 00000 000		EMPLOYER MEDICARE		1,918.00	0.00	0.00	0.00	1,918.00	0.00
142 E 72210 212 200 00010 000				0.00	127.09	254.18	0.00	-254.18	0.00
142 E 72210 355 200 00000 000		TRAVEL		0.00	0.00	0.00	0.00	0.00	0.00
142 E 72210 499 200 00000 000		OTHER SUPPLIES AND MATERIALS		0.00	0.00	0.00	0.00	0.00	0.00
142 E 72210 524 200 00000 000		IN SERVICE / STAFF DEVELOPMENT		166,083.24	7,572.00	31,569.75	0.00	134,513.49	19.01
142 E 99100 504 200 00008 000		INDIRECT COST		14,000.00	0.00	0.00	0.00	14,000.00	0.00
142 E 99100 590 200 00000 000		TRANSFERS OUT		0.00	0.00	0.00	0.00	0.00	0.00
	200			403,746.24	28,324.14	68,577.55	0.00	335,168.69	16.99

Fnd T Acct	Obj Prj Loc	Prg	Account Level Description	2021-22 Budget	October 2021-22 Monthly Activity	2021-22 FYTD Activity	Encumbered Amount	Unexpended Balance - YTD Act	2021-22 FYTD %
440			TITLE IV						
142 E 71100 429 440 00000 000			INSTRUCTIONAL SUPPLIES & MAT.	0.00	0.00	0.00	0.00	0.00	0.00
142 E 71150 116 440 00000 000			TEACHERS	27,761.00	0.00	0.00	0.00	27,761.00	0.00
142 E 71150 201 440 00000 000			SOCIAL SECURITY	1,721.00	0.00	0.00	0.00	1,721.00	0.00
142 E 71150 204 440 00000 000			STATE RETIREMENT	2,859.00	0.00	0.00	0.00	2,859.00	0.00
142 E 71150 207 440 00000 000			MEDICAL INSURANCE	0.00	0.00	0.00	0.00	0.00	0.00
142 E 71150 212 440 00000 000			MEDICARE	403.00	0.00	0.00	0.00	403.00	0.00
142 E 71150 429 440 00000 000			INSTRUCTIONAL SUPPLIES AND MAT	2,000.18	0.00	0.00	0.00	2,000.18	0.00
142 E 72130 123 440 00000 000			GUIDANCE PERSONNEL	52,918.00	4,586.25	9,172.50	0.00	43,745.50	17.33
142 E 72130 201 440 00000 000			SOCIAL SECURITY	3,281.00	262.96	525.92	0.00	2,755.08	16.03
142 E 72130 204 440 00000 000			STATE RETIREMENT	5,451.00	472.38	944.76	0.00	4,506.24	17.33
142 E 72130 207 440 00000 000			MEDICAL INSURANCE	9,360.00	919.20	1,838.40	0.00	7,521.60	19.64
142 E 72130 212 440 00000 000			EMPLOYER MEDICARE	767.00	61.50	123.00	0.00	644.00	16.04
142 E 72130 499 440 00000 000			OTHER SUPPLIES & MATERIALS	0.00	0.00	0.00	0.00	0.00	0.00
142 E 72130 524 440 00000 000			IN SERVICE / STAFF DEVELOPMENT	7,000.00	0.00	0.00	0.00	7,000.00	0.00
142 E 72130 599 440 00000 000			OTHER CHARGES	0.00	0.00	0.00	0.00	0.00	0.00
142 E 72250 105 440 00000 000			SUPERVISOR / DIRECTOR	0.00	0.00	0.00	0.00	0.00	0.00
142 E 72250 524 440 00000 000			IN-SERVICE / STAFF DEVELOPMENT	3,600.00	0.00	0.00	0.00	3,600.00	0.00
142 E 72250 790 440 00000 000			OTHER EQUIPMENT	0.00	0.00	0.00	0.00	0.00	0.00
142 E 72710 201 440 00000 000				0.00	0.00	0.00	0.00	0.00	0.00
142 E 72710 204 440 00000 000				0.00	0.00	0.00	0.00	0.00	0.00
142 E 72710 212 440 00000 000				0.00	0.00	0.00	0.00	0.00	0.00
142 E 72710 599 440 00000 000			OTHER CHARGES	0.00	0.00	0.00	0.00	0.00	0.00
142 E 99100 504 440 00000 000			INDIRECT COST	6,000.00	0.00	0.00	0.00	6,000.00	0.00
			440	123,121.18	6,302.29	12,604.58	0.00	110,516.60	10.24

Fnd	T Acct	Obj	Prj	Loc	Prg	Account Level Description	2021-22 Budget	October 2021-22 Monthly Activity	2021-22 FYTD Activity	Encumbered Amount	Unexpended Balance - YTD Act	2021-22 FYTD %
720						READ TO BE READY SUMMER GRANT						
142	E	71100	116	720	00000	000 TEACHERS	0.00	0.00	0.00	0.00	0.00	0.00
142	E	71100	201	720	00000	000 SOCIAL SECURITY	0.00	0.00	0.00	0.00	0.00	0.00
142	E	71100	204	720	00000	000 STATE RETIREMENT	0.00	0.00	0.00	0.00	0.00	0.00
142	E	71100	212	720	00000	000 EMPLOYER MEDICARE	0.00	0.00	0.00	0.00	0.00	0.00
142	E	71100	429	720	00000	000 INSTRUCTIONAL SUPPLIES & MATER	0.00	0.00	0.00	0.00	0.00	0.00
142	E	71100	599	720	10000	100 OTHER CHARGES	0.00	0.00	0.00	0.00	0.00	0.00
142	E	72130	499	720	00000	000 OTHER SUPPLIES & MATERIALS	0.00	0.00	0.00	0.00	0.00	0.00
142	E	72210	105	720	00000	000 SUPPORT SERVICES/REGULAR INSTR	0.00	0.00	0.00	0.00	0.00	0.00
142	E	72210	201	720	00000	000 SOCIAL SECURITY	0.00	0.00	0.00	0.00	0.00	0.00
142	E	72210	204	720	00000	000 STATE RETIREMENT	0.00	0.00	0.00	0.00	0.00	0.00
142	E	72210	212	720	00000	000 EMPLOYER MEDICARE	0.00	0.00	0.00	0.00	0.00	0.00
142	E	72210	499	720	00000	000 OTHER SUPPLIES AND MATERIALS	0.00	0.00	0.00	0.00	0.00	0.00
142	E	72710	146	720	00000	000 BUS DRIVERS	0.00	0.00	0.00	0.00	0.00	0.00
142	E	72710	201	720	00000	000 SOCIAL SECURITY	0.00	0.00	0.00	0.00	0.00	0.00
142	E	72710	204	720	00000	000 STATE RETIREMENT	0.00	0.00	0.00	0.00	0.00	0.00
142	E	72710	212	720	00000	000 EMPLOYER MEDICARE	0.00	0.00	0.00	0.00	0.00	0.00
142	E	72710	412	720	00000	000 DIESEL FUEL	0.00	0.00	0.00	0.00	0.00	0.00
							<u>0.00</u>	<u>0.00</u>	<u>0.00</u>	<u>0.00</u>	<u>0.00</u>	<u>0.00</u>
						720						

Fnd T Acct	Obj Prj Loc	Prg	Account Level Description	2021-22 Budget	October 2021-22 Monthly Activity	2021-22 FYTD Activity	Encumbered Amount	Unexpended Balance - YTD Act	2021-22 FYTD %
800			CARL PERKINS						
142 E	71300 116 800	00021 000	TEACHERS	0.00	0.00	0.00	0.00	0.00	0.00
142 E	71300 189 800	00021 000	OTHER SALARIES & WAGES	3,600.26	0.00	0.00	0.00	3,600.26	0.00
142 E	71300 201 800	00021 000	SOCIAL SECURITY	275.40	0.00	0.00	0.00	275.40	0.00
142 E	71300 204 800	00021 000	STATE RETIREMENT	180.00	0.00	0.00	0.00	180.00	0.00
142 E	71300 207 800	00021 000	MEDICAL INSURANCE	164.40	0.00	0.00	0.00	164.40	0.00
142 E	71300 212 800	00021 000	EMPLOYER MEDICARE	51.00	0.00	0.00	0.00	51.00	0.00
142 E	71300 429 800	00000 000	INSTRUCTIONAL SUPPLIES & MATER	36,655.63	8,100.00	27,607.00	0.00	9,048.63	75.31
142 E	71300 499 800	00000 000	OTHER SUPPLIES AND MATERIALS	10,000.00	0.00	7,500.00	0.00	2,500.00	75.00
142 E	71300 599 800	00000 000	OTHER CHARGES	0.00	0.00	0.00	0.00	0.00	0.00
142 E	71300 730 800	00000 000	VOCATIONAL INSTRUCTION EQUIPME	75,000.00	0.00	7,246.75	0.00	67,753.25	9.66
142 E	72130 146 800	00000 000	BUS DRIVERS	0.00	0.00	0.00	0.00	0.00	0.00
142 E	72130 355 800	00000 000	TRAVEL	2,951.00	0.00	387.80	0.00	2,563.20	13.14
142 E	72130 399 800	00000 000	OTHER CONTRACTED SERVICES	0.00	0.00	0.00	0.00	0.00	0.00
142 E	72130 524 800	00000 000	IN SERVICE / STAFF DEVELOPMENT	7,107.00	0.00	2,041.27	0.00	5,065.73	28.72
142 E	72230 162 800	00000 000	CLERICAL PERSONNEL	2,400.18	0.00	0.00	0.00	2,400.18	0.00
142 E	72230 201 800	00000 000	SOCIAL SECURITY	183.60	0.00	0.00	0.00	183.60	0.00
142 E	72230 204 800	00000 000	STATE RETIREMENT	120.00	0.00	0.00	0.00	120.00	0.00
142 E	72230 207 800	00000 000	MEDICAL INSURANCE	109.60	0.00	0.00	0.00	109.60	0.00
142 E	72230 212 800	00000 000	MEDICARE	34.00	0.00	0.00	0.00	34.00	0.00
142 E	72230 599 800	00000 000		0.00	0.00	0.00	0.00	0.00	0.00
142 E	99100 504 800	00008 000	INDIRECT COST	3,293.73	0.00	0.00	0.00	3,293.73	0.00
142 E	99100 590 800	00008 000	TRANS. OUT - INDIRECT COST	0.00	0.00	0.00	0.00	0.00	0.00
			800	142,125.80	8,100.00	44,782.82	0.00	97,342.98	31.51

Account Level		2021-22	October 2021-22	2021-22	Encumbered	Unexpended	2021-22
Fnd T Acct	Obj Prj Loc Prg Description	Budget	Monthly Activity	FYTD Activity	Amount	Balance - YTD Act	FYTD %
899	IDEA SUSTAINABILITY GRANT						
142 E 71200 195 899 00000 000	CERTIFIED SUBSTITUTE TEACHERS	0.00	0.00	0.00	0.00	0.00	0.00
142 E 71200 201 899 00000 000	SOCIAL SECURITY	0.00	0.00	0.00	0.00	0.00	0.00
142 E 71200 204 899 00000 000	STATE RETIREMENT	0.00	0.00	0.00	0.00	0.00	0.00
142 E 71200 212 899 00000 000	EMPLOYER MEDICARE	0.00	0.00	0.00	0.00	0.00	0.00
142 E 71200 429 899 00000 000	INSTRUCTIONAL SUPPLIES & MATER	22,405.62	0.00	13,750.00	0.00	8,655.62	61.37
142 E 71200 725 899 00000 000	SPECIAL EDUCATION EQUIPMENT	0.00	0.00	0.00	0.00	0.00	0.00
142 E 72220 196 899 00000 000	IN SERVICE TRAINING	0.00	0.00	0.00	0.00	0.00	0.00
142 E 72220 196 899 00020 000	IN SERVICE TRAINING	0.00	0.00	0.00	0.00	0.00	0.00
142 E 72220 201 899 00000 000	SOCIAL SECURITY	0.00	0.00	0.00	0.00	0.00	0.00
142 E 72220 204 899 00000 000	STATE RETIREMENT	0.00	0.00	0.00	0.00	0.00	0.00
142 E 72220 212 899 00000 000	EMPLOYER MEDICARE	0.00	0.00	0.00	0.00	0.00	0.00
142 E 72220 524 899 00000 000	IN-SERVICE / STAFF DEVELOPMENT	13,850.00	0.00	10,849.90	0.00	3,000.10	78.34
	899	36,255.62	0.00	24,599.90	0.00	11,655.72	67.85

Fnd T Acct	Obj Prj Loc	Prg	Account Level Description	2021-22 Budget	October 2021-22 Monthly Activity	2021-22 FYTD Activity	Encumbered Amount	Unexpended Balance - YTD Act	2021-22 FYTD %
900			IDEA PART- B						
142 E	71200 116 900	00000 000	TEACHERS	110,192.00	8,106.09	16,526.10	0.00	93,665.90	15.00
142 E	71200 163 900	00000 000	EDUCATIONAL ASSISTANTS	920,351.04	89,006.29	177,376.50	0.00	742,974.54	19.27
142 E	71200 171 900	00000 000	SPEECH PATHOLOGIST	45,630.00	3,801.09	7,602.18	0.00	38,027.82	16.66
142 E	71200 189 900	00000 000	OTHER SALARIES & WAGES	0.00	0.00	0.00	0.00	0.00	0.00
142 E	71200 201 900	00000 000	SOCIAL SECURITY	61,185.00	5,729.72	11,468.98	0.00	49,716.02	18.74
142 E	71200 204 900	00000 000	STATE RETIREMENT	95,916.00	8,054.78	16,459.20	0.00	79,456.80	17.16
142 E	71200 207 900	00000 000	MEDICAL INSURANCE	365,777.00	30,088.00	60,029.60	0.00	305,747.40	16.41
142 E	71200 212 900	00000 000	EMPLOYER MEDICARE	14,466.00	1,340.03	2,682.29	0.00	11,783.71	18.54
142 E	71200 429 900	00000 000	INSTRUCTIONAL SUPPLIES & MAT.	150,000.00	5,670.02	5,725.02	0.00	144,274.98	3.82
142 E	71200 725 900	00000 000	SPECIAL EDUCATION EQUIPMENT	10,000.00	1,251.75	1,251.75	0.00	8,748.25	12.52
142 E	72210 524 900	00000 000	Staff Development	0.00	0.00	0.00	0.00	0.00	0.00
142 E	72220 189 900	00000 000	OTHER SALARIES & WAGES	0.00	0.00	0.00	0.00	0.00	0.00
142 E	72220 201 900	00000 000	SOCIAL SECURITY	0.00	0.00	0.00	0.00	0.00	0.00
142 E	72220 204 900	00000 000	STATE RETIREMENT	0.00	0.00	0.00	0.00	0.00	0.00
142 E	72220 207 900	00000 000	MEDICAL INSURANCE	0.00	0.00	0.00	0.00	0.00	0.00
142 E	72220 212 900	00000 000	EMPLOYER MEDICARE	0.00	0.00	0.00	0.00	0.00	0.00
142 E	72220 312 900	00000 000	CONTRACTS W PRIVATE AGENCIES	41,409.41	0.00	0.00	0.00	41,409.41	0.00
142 E	72220 336 900	00000 000	MAINTENANCE & REPAIR OF EQUIPM	10,000.00	0.00	957.00	0.00	9,043.00	9.57
142 E	72220 355 900	00000 000	TRAVEL	25,000.00	0.00	0.00	0.00	25,000.00	0.00
142 E	72220 399 900	00000 000	OTHER CONTRACTED SERVICES	0.00	0.00	0.00	0.00	0.00	0.00
142 E	72220 429 900	00000 000	Instructional Supplies & Mat.	0.00	0.00	0.00	0.00	0.00	0.00
142 E	72220 499 900	00000 000	OTHER SUPPLIES AND MATERIALS	50,000.00	2,507.23	3,371.71	0.00	46,628.29	6.74
142 E	72220 524 900	00000 000	IN SERVICE / STAFF DEVELOPMENT	75,000.00	0.00	6,500.00	0.00	68,500.00	8.67
142 E	72710 146 900	00020 000	BUS DRIVERS	251,643.00	21,626.55	42,413.10	0.00	209,229.90	16.85
142 E	72710 201 900	00020 000	SOCIAL SECURITY	15,601.00	1,193.89	2,342.05	0.00	13,258.95	15.01
142 E	72710 204 900	00020 000	STATE RETIREMENT	24,200.79	2,005.05	4,010.10	0.00	20,190.69	16.57
142 E	72710 207 900	00020 000	MEDICAL INSURANCE	250,000.00	11,712.00	23,112.40	0.00	226,887.60	9.24
142 E	72710 212 900	00020 000	EMPLOYER MEDICARE	3,648.81	279.23	547.77	0.00	3,101.04	15.01
142 E	99100 504 900	00008 000	INDIRECT COST	20,000.00	0.00	0.00	0.00	20,000.00	0.00
	900			2,540,020.05	192,371.72	382,375.75	0.00	2,157,644.30	15.05

Account Level		2021-22	October 2021-22	2021-22	Encumbered	Unexpended	2021-22
Fnd T Acct	Obj Prj Loc Prg Description	Budget	Monthly Activity	FYTD Activity	Amount	Balance - YTD Act	FYTD %
901	ARP IDEA PART B						
142 E 71150 116 901 00000 000	TEACHERS	141,000.00	0.00	0.00	0.00	141,000.00	0.00
142 E 71150 201 901 00000 000	SOCIAL SECURITY	8,814.00	0.00	0.00	0.00	8,814.00	0.00
142 E 71150 204 901 00000 000	STATE RETIREMENT	14,523.00	0.00	0.00	0.00	14,523.00	0.00
142 E 71150 207 901 00000 000	MEDICAL INSURANCE	30,000.00	0.00	0.00	0.00	30,000.00	0.00
142 E 71150 212 901 00000 000	MEDICARE	2,046.00	0.00	0.00	0.00	2,046.00	0.00
142 E 71200 116 901 00000 000	TEACHERS	35,000.00	0.00	0.00	0.00	35,000.00	0.00
142 E 71200 163 901 00000 000	EDUCATIONAL ASSISTANTS	26,400.00	0.00	0.00	0.00	26,400.00	0.00
142 E 71200 171 901 00000 000	SPEECH PATHOLOGIST	0.00	0.00	0.00	0.00	0.00	0.00
142 E 71200 189 901 00000 000	OTHER SALARIES & WAGES	0.00	0.00	0.00	0.00	0.00	0.00
142 E 71200 201 901 00000 000	SOCIAL SECURITY	3,807.00	0.00	0.00	0.00	3,807.00	0.00
142 E 71200 204 901 00000 000	STATE RETIREMENT	0.00	0.00	0.00	0.00	0.00	0.00
142 E 71200 207 901 00000 000	MEDICAL INSURANCE	0.00	0.00	0.00	0.00	0.00	0.00
142 E 71200 211 901 00000 000	LOCAL RETIREMENT	6,325.00	0.00	0.00	0.00	6,325.00	0.00
142 E 71200 212 901 00000 000	EMPLOYER MEDICARE	860.00	0.00	0.00	0.00	860.00	0.00
142 E 72220 399 901 00000 000	OTHER CONTRACTED SERVICES	0.00	0.00	0.00	0.00	0.00	0.00
142 E 72220 499 901 00000 000	OTHER SUPPLIES AND MATERIALS	95,163.93	0.00	0.00	0.00	95,163.93	0.00
142 E 72220 524 901 00000 000	IN-SERVICE / STAFF DEVELOPMENT	85,000.00	0.00	0.00	0.00	85,000.00	0.00
142 E 72710 146 901 00000 000	BUS DRIVERS	19,600.00	0.00	0.00	0.00	19,600.00	0.00
142 E 72710 201 901 00000 000	SOCIAL SECURITY	2,432.00	0.00	0.00	0.00	2,432.00	0.00
142 E 72710 204 901 00000 000	STATE RETIREMENT	5,652.00	0.00	0.00	0.00	5,652.00	0.00
142 E 72710 207 901 00000 000	MEDICAL INSURANCE	0.00	0.00	0.00	0.00	0.00	0.00
142 E 72710 212 901 00000 000	EMPLOYER MEDICARE	570.00	0.00	0.00	0.00	570.00	0.00
	901	477,192.93	0.00	0.00	0.00	477,192.93	0.00

Fnd T Acct	Obj Prj Loc	Prg	Account Level Description	2021-22 Budget	October 2021-22 Monthly Activity	2021-22 FYTD Activity	Encumbered Amount	Unexpended Balance - YTD Act	2021-22 FYTD %
910			IDEA PRESCHOOL						
142 E 71200 163 910 00000 000			EDUCATIONAL ASSISTANTS	36,643.00	2,211.80	4,145.83	0.00	32,497.17	11.31
142 E 71200 201 910 00000 000			SOCIAL SECURITY	1,016.00	109.14	220.52	0.00	795.48	21.70
142 E 71200 204 910 00000 000			STATE RETIREMENT	3,003.00	182.39	368.25	0.00	2,634.75	12.26
142 E 71200 207 910 00000 000			MEDICAL INSURANCE	19,023.00	2,188.80	2,746.80	0.00	16,276.20	14.44
142 E 71200 212 910 00000 000			EMPLOYER MEDICARE	453.00	25.53	51.58	0.00	401.42	11.39
142 E 71200 429 910 00000 000			INSTRUCTIONAL SUPPLIES & MATER	30,000.00	0.00	0.00	0.00	30,000.00	0.00
142 E 71200 499 910 00000 000			OTHER SUPPLIES AND MATERIALS	0.00	0.00	0.00	0.00	0.00	0.00
142 E 71200 725 910 00000 000			SPECIAL EDUCATION EQUIPMENT	0.00	0.00	0.00	0.00	0.00	0.00
142 E 72220 189 910 00000 000			OTHER SALARIES & WAGES	0.00	0.00	0.00	0.00	0.00	0.00
142 E 72220 201 910 00000 000			SOCIAL SECURITY	0.00	0.00	0.00	0.00	0.00	0.00
142 E 72220 204 910 00000 000			STATE RETIREMENT	0.00	0.00	0.00	0.00	0.00	0.00
142 E 72220 207 910 00000 000			EMPLOYER MEDICARE	0.00	0.00	0.00	0.00	0.00	0.00
142 E 72220 212 910 00000 000			EMPLOYER MEDICARE	0.00	0.00	0.00	0.00	0.00	0.00
142 E 72220 355 910 00000 000			TRAVEL	0.00	0.00	0.00	0.00	0.00	0.00
142 E 72220 399 910 00000 000			OTHER CONTRACTED SERVICES	0.00	0.00	0.00	0.00	0.00	0.00
142 E 72220 499 910 00000 000			OTHER SUPPLIES AND MATERIALS	10,000.00	4,115.24	4,115.24	0.00	5,884.76	41.15
142 E 72220 524 910 00000 000			IN SERVICE / STAFF DEVELOPMENT	8,842.07	0.00	0.00	0.00	8,842.07	0.00
142 E 72220 790 910 00000 000			OTHER EQUIPMENT	20,000.00	0.00	0.00	0.00	20,000.00	0.00
142 E 99100 504 910 00008 000			INDIRECT COST	0.00	0.00	0.00	0.00	0.00	0.00
			910	128,980.07	8,832.90	11,648.22	0.00	117,331.85	9.03

Account Level						2021-22	October 2021-22	2021-22	Encumbered	Unexpended	2021-22
Fnd	T Acct	Obj	Prj	Loc	Prg Description	Budget	Monthly Activity	FYTD Activity	Amount	Balance - YTD Act	FYTD %
911					ARP IDEA PRESCHOOL						
142	E 72220	499	911	00000	000 OTHER SUPPLIES AND MATERIALS	16,814.51	0.00	0.00	0.00	16,814.51	0.00
142	E 72220	524	911	00000	000 IN-SERVICE / STAFF DEVELOPMENT	15,000.00	0.00	0.00	0.00	15,000.00	0.00
			911			31,814.51	0.00	0.00	0.00	31,814.51	0.00

Fnd T Acct	Obj Prj Loc	Prg	Account Level Description	2021-22 Budget	October 2021-22 Monthly Activity	2021-22 FYTD Activity	Encumbered Amount	Unexpended Balance - YTD Act	2021-22 FYTD %
931			ESSER						
142 E 71100 429 931 00000 000			SUPPLIES & MATERIALS	0.00	0.00	0.00	0.00	0.00	0.00
142 E 71100 471 931 00000 000			SOFTWARE	0.00	0.00	113,755.95	0.00	-113,755.95	0.00
142 E 71200 116 931 00000 000			TEACHERS	0.00	0.00	0.00	0.00	0.00	0.00
142 E 71200 189 931 00000 000			OTHER SALARIES AND WAGES	0.00	0.00	765.00	0.00	-765.00	0.00
142 E 71200 201 931 00000 000			SOCIAL SECURITY	0.00	0.00	47.43	0.00	-47.43	0.00
142 E 71200 204 931 00000 000			STATE RETIREMENT	0.00	0.00	78.80	0.00	-78.80	0.00
142 E 71200 212 931 00000 000			MEDICARE	0.00	0.00	11.09	0.00	-11.09	0.00
142 E 71200 399 931 00000 000			OTHER CONTRACTED SERVICE	0.00	0.00	6,482.00	0.00	-6,482.00	0.00
142 E 71200 429 931 00000 000			INSTRUCTIONAL SUPPLIES & MATER	0.00	0.00	8,922.30	0.00	-8,922.30	0.00
142 E 72120 399 931 00000 000			OTHER CONTRACTED SERVICE	0.00	0.00	0.00	0.00	0.00	0.00
142 E 72210 189 931 00000 000			OTHER SALARIES & WAGES	0.00	0.00	0.00	0.00	0.00	0.00
142 E 72210 201 931 00000 000			SOCIAL SECURITY	0.00	0.00	0.00	0.00	0.00	0.00
142 E 72210 204 931 00000 000			STATE RETIREMENT	0.00	0.00	0.00	0.00	0.00	0.00
142 E 72210 212 931 00000 000			EMPLOYER MEDICARE	0.00	0.00	0.00	0.00	0.00	0.00
142 E 72210 524 931 00000 000			IN-SERVICE / STAFF DEVELOPMENT	0.00	0.00	0.00	0.00	0.00	0.00
142 E 99100 504 931 00000 000			INDIRECT COST	0.00	0.00	0.00	0.00	0.00	0.00
	931			0.00	0.00	130,062.57	0.00	-130,062.57	0.00

Account Level						2021-22	October 2021-22	2021-22	Encumbered	Unexpended	2021-22
Fnd T Acct	Obj Prj Loc	Prg	Description	Budget	Monthly Activity	FYTD Activity	Amount	Balance - YTD Act	FYTD %		
934			ESSE 2.0 REVENUE								
142 E 73100 201 934 00008 000			SOCIAL SECURITY	0.00	0.00	0.00	0.00	0.00	0.00	0.00	
142 E 73100 204 934 00008 000			STATE RETIREMENT	0.00	0.00	0.00	0.00	0.00	0.00	0.00	
142 E 73100 212 934 00008 000			MEDICARE	0.00	0.00	0.00	0.00	0.00	0.00	0.00	
142 E 76100 707 934 00008 000			BUILDING IMPROVEMENTS	0.00	0.00	0.00	0.00	0.00	0.00	0.00	
142 E 99100 504 934 00000 000			INDIRECT COST	0.00	0.00	0.00	0.00	0.00	0.00	0.00	
	934			0.00	86,259.40	727,421.36	0.00	-727,421.36	0.00		

Account Level		2021-22	October 2021-22	2021-22	Encumbered	Unexpended	2021-22
Fnd T Acct	Obj Prj Loc Prg Description	Budget	Monthly Activity	FYTD Activity	Amount	Balance - YTD Act	FYTD %
936	ESSE PLANNING GRANT						
142 E 72210 399 936 00000 000	OTHER CONTRACTED SERVICE	175,000.00	57,500.00	57,500.00	0.00	117,500.00	32.86
	936	175,000.00	57,500.00	57,500.00	0.00	117,500.00	32.86

Fnd T Acct	Obj Prj Loc	Prg	Account Level Description	2021-22 Budget	October 2021-22 Monthly Activity	2021-22 FYTD Activity	Encumbered Amount	Unexpended Balance - YTD Act	2021-22 FYTD %
937			ESSER 3.0						
142 E 71100	116 937	00000 000	TEACHERS	153,525.00	0.00	0.00	0.00	153,525.00	0.00
142 E 71100	201 937	00000 000	SOCIAL SECURITY	9,519.00	0.00	0.00	0.00	9,519.00	0.00
142 E 71100	204 937	00000 000	STATE RETIREMENT	15,810.00	0.00	0.00	0.00	15,810.00	0.00
142 E 71100	207 937	00000 000	MEDICAL INSURANCE	34,920.00	0.00	0.00	0.00	34,920.00	0.00
142 E 71100	212 937	00000 000	MEDICARE	2,226.00	0.00	0.00	0.00	2,226.00	0.00
142 E 71100	429 937	00000 000	SUPPLIES & MATERIALS	158,497.58	0.00	0.00	0.00	158,497.58	0.00
142 E 71100	471 937	00000 000	SOFTWARE	954,636.42	0.00	0.00	0.00	954,636.42	0.00
142 E 71100	499 937	00000 000	OTHER SUPPLIES AND MATERIALS	3,375.00	0.00	0.00	0.00	3,375.00	0.00
142 E 71100	722 937	00000 000	REGULAR INSTRUCTION EQUIPMENT	25,767.20	0.00	0.00	0.00	25,767.20	0.00
142 E 71200	116 937	00000 000	TEACHERS	52,500.00	0.00	0.00	0.00	52,500.00	0.00
142 E 71200	163 937	00000 000	EDUCATIONAL ASSISTANTS	27,720.00	0.00	0.00	0.00	27,720.00	0.00
142 E 71200	201 937	00000 000	SOCIAL SECURITY	14,919.00	0.00	0.00	0.00	14,919.00	0.00
142 E 71200	204 937	00000 000	STATE RETIREMENT	24,789.00	0.00	0.00	0.00	24,789.00	0.00
142 E 71200	212 937	00000 000	MEDICARE	3,492.00	0.00	0.00	0.00	3,492.00	0.00
142 E 72120	189 937	00000 000	OTHER SALARIES AND WAGES	2,640.00	0.00	0.00	0.00	2,640.00	0.00
142 E 72120	201 937	00000 000	SOCIAL SECURITY	164.00	0.00	0.00	0.00	164.00	0.00
142 E 72120	204 937	00000 000	STATE RETIREMENT	255.00	0.00	0.00	0.00	255.00	0.00
142 E 72120	212 937	00000 000	MEDICARE	38.00	0.00	0.00	0.00	38.00	0.00
142 E 72120	399 937	00000 000	OTHER CONTRACTED SERVICE	120,000.00	0.00	0.00	0.00	120,000.00	0.00
142 E 72120	471 937	00000 000	SOFTWARE	90,000.00	0.00	0.00	0.00	90,000.00	0.00
142 E 72120	599 937	00000 000	OTHER CHARGES	51,000.00	0.00	0.00	0.00	51,000.00	0.00
142 E 72130	123 937	00000 000	GUIDANCE PERSONNEL	281,000.00	0.00	0.00	0.00	281,000.00	0.00
142 E 72130	130 937	00000 000	SOCIAL WORKERS	495,000.00	0.00	0.00	0.00	495,000.00	0.00
142 E 72130	201 937	00000 000	SOCIAL SECURITY	48,082.00	0.00	0.00	0.00	48,082.00	0.00
142 E 72130	204 937	00000 000	STATE RETIREMENT	76,464.00	0.00	0.00	0.00	76,464.00	0.00
142 E 72130	207 937	00000 000	MEDICAL INSURANCE	228,240.00	0.00	0.00	0.00	228,240.00	0.00
142 E 72130	212 937	00000 000	MEDICARE	11,214.00	0.00	0.00	0.00	11,214.00	0.00
142 E 72130	399 937	00000 000	OTHER CONTRACTED SERVICE	87,577.04	0.00	0.00	0.00	87,577.04	0.00
142 E 72210	189 937	00000 000	OTHER SALARIES AND WAGES	1,958,457.00	0.00	0.00	0.00	1,958,457.00	0.00
142 E 72210	201 937	00000 000	SOCIAL SECURITY	121,424.00	0.00	0.00	0.00	121,424.00	0.00
142 E 72210	204 937	00000 000	STATE RETIREMENT	201,721.00	0.00	0.00	0.00	201,721.00	0.00
142 E 72210	212 937	00000 000	MEDICARE	28,398.00	0.00	0.00	0.00	28,398.00	0.00
142 E 72210	524 937	00000 000	IN-SERVICE / STAFF DEVELOPMENT	611,648.27	0.00	0.00	0.00	611,648.27	0.00
142 E 72250	599 937	00000 000	OTHER CHARGES	119,139.00	0.00	0.00	0.00	119,139.00	0.00
142 E 72710	146 937	00000 000	BUS DRIVERS	41,340.00	0.00	0.00	0.00	41,340.00	0.00
142 E 72710	201 937	00000 000	SOCIAL SECURITY	6,209.00	0.00	0.00	0.00	6,209.00	0.00
142 E 72710	204 937	00000 000	STATE RETIREMENT	10,394.00	0.00	0.00	0.00	10,394.00	0.00
142 E 72710	212 937	00000 000	MEDICARE	1,453.00	0.00	0.00	0.00	1,453.00	0.00

Account Level						2021-22	October 2021-22	2021-22	Encumbered	Unexpended	2021-22		
Fnd	T	Acct	Obj	Prj	Loc	Prg	Description	Budget	Monthly Activity	FYTD Activity	Amount	Balance - YTD Act	FYTD %
937							ESSE 3.0						
142	E	76100	707	937	00008	000	BUILDING IMPROVEMENTS	5,681,595.24	0.00	0.00	0.00	5,681,595.24	0.00
142	E	99100	504	937	00000	000	INDIRECT COST	208,041.72	0.00	0.00	0.00	208,041.72	0.00
							937	11,963,190.47	0.00	0.00	0.00	11,963,190.47	0.00

Fnd T Acct	Obj Prj Loc	Prg	Account Level Description	2021-22 Budget	October 2021-22 Monthly Activity	2021-22 FYTD Activity	Encumbered Amount	Unexpended Balance - YTD Act	2021-22 FYTD %
950			CIVICS SEAL GRANT						
142 E 71100 195 950 00000 000			CERTIFIED SUBSTITUTE TEACHERS	241.00	0.00	0.00	0.00	241.00	0.00
142 E 71100 201 950 00000 000			SOCIAL SECURITY	43.40	0.00	0.00	0.00	43.40	0.00
142 E 71100 212 950 00000 000			MEDICARE	10.15	0.00	0.00	0.00	10.15	0.00
142 E 71100 429 950 00000 000			SUPPLIES & MATERIALS	3,294.50	3,294.50	3,294.50	0.00	0.00	100.00
142 E 71100 471 950 00000 000			SOFTWARE	50.00	50.00	50.00	0.00	0.00	100.00
142 E 71100 599 950 00000 000			OTHER CHARGES	570.24	560.00	560.00	0.00	10.24	98.20
142 E 72210 524 950 00000 000			IN-SERVICE / STAFF DEVELOPMENT	4,500.00	0.00	0.00	0.00	4,500.00	0.00
142 E 72710 146 950 00000 000			BUS DRIVERS	588.00	0.00	0.00	0.00	588.00	0.00
142 E 72710 201 950 00000 000			SOCIAL SECURITY	36.46	0.00	0.00	0.00	36.46	0.00
142 E 72710 204 950 00000 000				0.00	0.00	0.00	0.00	0.00	0.00
142 E 72710 204 950 10000 100			STATE RETIREMENT	56.51	0.00	0.00	0.00	56.51	0.00
142 E 72710 212 950 00000 000			MEDICARE	9.74	0.00	0.00	0.00	9.74	0.00
142 E 72710 412 950 00000 000			DIESEL FUEL	600.00	0.00	0.00	0.00	600.00	0.00
	950			10,000.00	3,904.50	3,904.50	0.00	6,095.50	39.05

Account Level		2021-22	October 2021-22	2021-22	Encumbered	Unexpended	2021-22
Fnd T Acct	Obj Prj Loc Prg Description	Budget	Monthly Activity	FYTD Activity	Amount	Balance - YTD Act	FYTD %
951	HQIM LITERACY IMPLEMENTATION N						
142 E 71100 429 951 00000 000	SUPPLIES & MATERIALS	5,000.00	0.00	0.00	0.00	5,000.00	0.00
142 E 72210 399 951 00000 000	OTHER CONTRACTED SERVICE	73,000.00	0.00	0.00	0.00	73,000.00	0.00
142 E 72210 524 951 00000 000	IN-SERVICE / STAFF DEVELOPMENT	5,000.00	0.00	0.00	0.00	5,000.00	0.00
	951	83,000.00	0.00	0.00	0.00	83,000.00	0.00

Number of Accounts: 451

***** End of report *****

Fnd T	Acct	Obj	Prj	Loc	Prg	Account Level Description	2021-22 Budget	November 2021-22 Monthly Activity	2021-22 FYTD Activity	Encumbered Amount	Unexpended Balance - YTD Act	2021-22 FYTD %
010						CONSOLIDATED ADMINISTRATION						
142	E	72210	105	010	00001	000 SUPERVISOR/DIRECTOR	89,657.00	7,533.43	37,667.15	0.00	51,989.85	42.01
142	E	72210	161	010	00001	000 SECRETARY(S)	0.00	0.00	0.00	0.00	0.00	0.00
142	E	72210	162	010	00001	000 CLERICAL PERSONNEL	43,784.00	3,368.00	18,524.00	0.00	25,260.00	42.31
142	E	72210	189	010	00000	000 OTHER SALARIES & WAGES	60,788.00	0.00	0.00	0.00	60,788.00	0.00
142	E	72210	189	010	00001	000 OTHER SALARIES & WAGES	0.00	5,065.67	25,328.35	0.00	-25,328.35	0.00
142	E	72210	201	010	00000	000	12,088.00	0.00	0.00	0.00	12,088.00	0.00
142	E	72210	201	010	00001	000 SOCIAL SECURITY	0.00	919.41	4,842.56	0.00	-4,842.56	0.00
142	E	72210	204	010	00000	000	19,780.00	0.00	0.00	0.00	19,780.00	0.00
142	E	72210	204	010	00001	000 STATE RETIREMENT	0.00	1,621.36	8,268.63	0.00	-8,268.63	0.00
142	E	72210	207	010	00000	000	32,076.00	0.00	0.00	0.00	32,076.00	0.00
142	E	72210	207	010	00001	000 MEDICAL INSURANCE	0.00	3,096.00	9,288.00	0.00	-9,288.00	0.00
142	E	72210	212	010	00000	000	2,827.00	0.00	0.00	0.00	2,827.00	0.00
142	E	72210	212	010	00001	000 EMPLOYER MEDICARE	0.00	215.01	1,132.49	0.00	-1,132.49	0.00
142	E	72210	336	010	00000	000 MAINTENANCE AND REPAIR SERVICE	0.00	0.00	0.00	0.00	0.00	0.00
142	E	72210	355	010	00000	000 TRAVEL	10,000.00	156.98	452.09	0.00	9,547.91	4.52
142	E	72210	499	010	00000	000 OTHER SUPPLIES AND MATERIALS	10,000.00	0.00	737.85	0.00	9,262.15	7.38
142	E	72210	524	010	00000	000 IN SERVICE / STAFF DEVELOPMENT	9,000.00	921.20	921.20	0.00	8,078.80	10.24
142	E	99100	504	010	00008	000 INDIRECT COST	4,000.00	0.00	0.00	0.00	4,000.00	0.00
					010		294,000.00	22,897.06	107,162.32	0.00	186,837.68	36.45

Fnd T Acct	Obj Prj Loc	Prg	Account Level Description	2021-22 Budget	November 2021-22 Monthly Activity	2021-22 FYTD Activity	Encumbered Amount	Unexpended Balance - YTD Act	2021-22 FYTD %
100			TITLE I						
142 E	71100 116 100	00000 000	TEACHERS	827,781.00	68,506.82	205,557.96	0.00	622,223.04	24.83
142 E	71100 163 100	00000 000	EDUCATIONAL ASSISTANTS	261,648.00	10,004.03	37,664.51	0.00	223,983.49	14.40
142 E	71100 189 100	00000 000	OTHER SALARIES & WAGES	58,500.00	0.00	0.00	0.00	58,500.00	0.00
142 E	71100 195 100	00000 000	CERTIFIED SUBSTITUTE TEACHERS	0.00	0.00	0.00	0.00	0.00	0.00
142 E	71100 201 100	00000 000	SOCIAL SECURITY	71,172.00	4,365.78	13,571.81	0.00	57,600.19	19.07
142 E	71100 204 100	00000 000	STATE RETIREMENT	116,431.00	7,598.61	23,611.89	0.00	92,819.11	20.28
142 E	71100 207 100	00000 000	MEDICAL INSURANCE	249,492.00	18,598.80	51,300.00	0.00	198,192.00	20.56
142 E	71100 212 100	00000 000	EMPLOYER MEDICARE	16,645.00	1,041.34	3,235.52	0.00	13,409.48	19.44
142 E	71100 311 100	00000 000	CONTRACTS WITH OTHER SCHOOL SY	0.00	0.00	0.00	0.00	0.00	0.00
142 E	71100 336 100	00000 000	MAINTENANCE AND REPAIR SERVICE	0.00	0.00	0.00	0.00	0.00	0.00
142 E	71100 429 100	00000 000	INSTRUCTIONAL SUPPLIES & MATER	34,849.00	657.92	1,759.13	0.00	33,089.87	5.05
142 E	71100 499 100	00000 000	OTHER SUPPLIES AND MATERIALS	0.00	0.00	0.00	0.00	0.00	0.00
142 E	71100 722 100	00000 000	REGULAR INSTRUCTION EQUIPMENT	0.00	0.00	0.00	0.00	0.00	0.00
142 E	72130 189 100	00000 000	OTHER SALARIES & WAGES	0.00	0.00	0.00	0.00	0.00	0.00
142 E	72130 201 100	00000 000	SOCIAL SECURITY	0.00	0.00	0.00	0.00	0.00	0.00
142 E	72130 204 100	00000 000	STATE RETIREMENT	0.00	0.00	0.00	0.00	0.00	0.00
142 E	72130 207 100	00000 000	MEDICAL INSURANCE	0.00	0.00	0.00	0.00	0.00	0.00
142 E	72130 212 100	00000 000	EMPLOYER MEDICARE	0.00	0.00	0.00	0.00	0.00	0.00
142 E	72130 499 100	00000 000	OTHER SUPPLIES AND MATERIALS	22,000.00	349.58	1,898.72	0.00	20,101.28	8.63
142 E	72130 599 100	00000 000	OTHER CHARGES	5,000.00	0.00	0.00	0.00	5,000.00	0.00
142 E	72210 189 100	00000 000	OTHER SALARIES & WAGES	13,200.00	0.00	0.00	0.00	13,200.00	0.00
142 E	72210 195 100	00000 000	CERTIFIED SUBSTITUTE TEACHERS	0.00	0.00	0.00	0.00	0.00	0.00
142 E	72210 201 100	00000 000	SOCIAL SECURITY	818.00	0.00	0.00	0.00	818.00	0.00
142 E	72210 204 100	00000 000	STATE RETIREMENT	1,360.00	0.00	0.00	0.00	1,360.00	0.00
142 E	72210 207 100	00000 000	MEDICAL INSURANCE	0.00	0.00	0.00	0.00	0.00	0.00
142 E	72210 212 100	00000 000	EMPLOYER MEDICARE	191.00	0.00	0.00	0.00	191.00	0.00
142 E	72210 355 100	00000 000	TRAVEL	0.00	0.00	0.00	0.00	0.00	0.00
142 E	72210 524 100	00000 000	IN SERVICE / STAFF DEVELOPMENT	17,000.00	0.00	374.93	0.00	16,625.07	2.21
142 E	72210 599 100	00000 000	OTHER CHARGES	0.00	0.00	0.00	0.00	0.00	0.00
142 E	99100 504 100	00008 000	INDIRECT COST	31,225.23	0.00	0.00	0.00	31,225.23	0.00
142 E	99100 590 100	00000 000	TRANSFERS OUT	0.00	0.00	0.00	0.00	0.00	0.00
				<u>1,727,312.23</u>	<u>111,122.88</u>	<u>338,974.47</u>	<u>0.00</u>	<u>1,388,337.76</u>	<u>19.62</u>

Fnd T Acct	Obj Prj Loc	Prg	Account Level Description	2021-22 Budget	November 2021-22 Monthly Activity	2021-22 FYTD Activity	Encumbered Amount	Unexpended Balance - YTD Act	2021-22 FYTD %
160			TITLE I-D						
142 E 71100 429 160 00000 000			INSTRUCTIONAL SUPPLIES & MATER	30,006.97	0.00	0.00	0.00	30,006.97	0.00
142 E 71100 499 160 00000 000			OTHER SUPPLIES AND MATERIALS	16,000.00	0.00	11,249.00	0.00	4,751.00	70.31
142 E 72210 499 160 00000 000			OTHER SUPPLIES AND MATERIALS	0.00	0.00	0.00	0.00	0.00	0.00
142 E 72210 524 160 00000 000			IN-SERVICE / STAFF DEVELOPMENT	5,500.00	0.00	0.00	0.00	5,500.00	0.00
142 E 99100 504 160 00000 000			INDIRECT COST	2,500.00	0.00	0.00	0.00	2,500.00	0.00
	160			54,006.97	0.00	11,249.00	0.00	42,757.97	20.83

Account Level		2021-22	November 2021-22	2021-22	Encumbered	Unexpended	2021-22
Fnd T Acct	Obj Prj Loc Prg Description	Budget	Monthly Activity	FYTD Activity	Amount	Balance - YTD Act	FYTD %
171	ADD. TARGETED SUPPORT & IMPROV						
142 E 71100 195 171 00000 000	CERTIFIED SUBSTITUTE TEACHERS	0.00	0.00	0.00	0.00	0.00	0.00
142 E 71100 201 171 00000 000	SOCIAL SECURITY	0.00	0.00	0.00	0.00	0.00	0.00
142 E 71100 212 171 00000 000	MEDICARE	0.00	0.00	0.00	0.00	0.00	0.00
142 E 71100 429 171 00000 000	INSTRUCTIONAL SUPPLIES AND MAT	0.00	0.00	0.00	0.00	0.00	0.00
142 E 71100 499 171 00000 000	OTHER SUPPLIES AND MATERIALS	4,277.12	0.00	4,277.12	0.00	0.00	100.00
142 E 72210 196 171 00000 000	IN SERVICE TRAINING	0.00	0.00	0.00	0.00	0.00	0.00
142 E 72210 524 171 00000 000	IN-SERVICE / STAFF DEVELOPMENT	8,308.50	0.00	8,308.50	0.00	0.00	100.00
142 E 99100 504 171 00000 000	INDIRECT COST	214.04	0.00	214.04	0.00	0.00	100.00
	171	12,799.66	0.00	12,799.66	0.00	0.00	100.00

Fnd T Acct	Obj Prj Loc	Prg	Account Level Description	2021-22 Budget	November 2021-22 Monthly Activity	2021-22 FYTD Activity	Encumbered Amount	Unexpended Balance - YTD Act	2021-22 FYTD %
200			TITLE II - A						
142 E 71100 116 200 00000 000			TEACHERS	41,189.00	3,244.57	9,733.64	0.00	31,455.36	23.63
142 E 71100 195 200 00000 000			CERTIFIED SUBSTITUTE TEACHERS	0.00	0.00	0.00	0.00	0.00	0.00
142 E 71100 201 200 00000 000			SOCIAL SECURITY	2,554.00	201.16	603.48	0.00	1,950.52	23.63
142 E 71100 204 200 00000 000			STATE RETIREMENT	4,242.00	292.02	876.05	0.00	3,365.95	20.65
142 E 71100 207 200 00000 000			MEDICAL INSURANCE	11,640.00	0.00	0.00	0.00	11,640.00	0.00
142 E 71100 212 200 00000 000			EMPLOYER MEDICARE	597.00	47.05	141.15	0.00	455.85	23.64
142 E 72210 138 200 00010 000			INSTR COMPUTER PERSONNEL	110,470.00	4,619.25	23,030.93	0.00	87,439.07	20.85
142 E 72210 189 200 00000 000			OTHER SALARIES & WAGES	11,880.00	0.00	0.00	0.00	11,880.00	0.00
142 E 72210 195 200 00000 000			CERTIFIED SUBSTITUTE TEACHERS	0.00	0.00	0.00	0.00	0.00	0.00
142 E 72210 201 200 00000 000			SOCIAL SECURITY	8,200.00	0.00	0.00	0.00	8,200.00	0.00
142 E 72210 201 200 00010 000				0.00	266.90	1,353.72	0.00	-1,353.72	0.00
142 E 72210 204 200 00000 000			STATE RETIREMENT	13,657.00	0.00	0.00	0.00	13,657.00	0.00
142 E 72210 204 200 00010 000				0.00	475.78	2,372.18	0.00	-2,372.18	0.00
142 E 72210 207 200 00000 000			MEDICAL INSURANCE	17,316.00	0.00	4,496.40	0.00	12,819.60	25.97
142 E 72210 207 200 00010 000				0.00	1,088.40	4,381.20	0.00	-4,381.20	0.00
142 E 72210 212 200 00000 000			EMPLOYER MEDICARE	1,918.00	0.00	0.00	0.00	1,918.00	0.00
142 E 72210 212 200 00010 000				0.00	62.42	316.60	0.00	-316.60	0.00
142 E 72210 355 200 00000 000			TRAVEL	0.00	0.00	0.00	0.00	0.00	0.00
142 E 72210 499 200 00000 000			OTHER SUPPLIES AND MATERIALS	0.00	0.00	0.00	0.00	0.00	0.00
142 E 72210 524 200 00000 000			IN SERVICE / STAFF DEVELOPMENT	166,083.24	0.00	31,569.75	0.00	134,513.49	19.01
142 E 99100 504 200 00008 000			INDIRECT COST	14,000.00	0.00	0.00	0.00	14,000.00	0.00
142 E 99100 590 200 00000 000			TRANSFERS OUT	0.00	0.00	0.00	0.00	0.00	0.00
	200			403,746.24	10,297.55	78,875.10	0.00	324,871.14	19.54

Fnd T	Acct	Obj	Prj	Loc	Prg	Account Level Description	2021-22 Budget	November 2021-22 Monthly Activity	2021-22 FYTD Activity	Encumbered Amount	Unexpended Balance - YTD Act	2021-22 FYTD %
440						TITLE IV						
142	E	71100	429	440	00000	000 INSTRUCTIONAL SUPPLIES & MAT.	0.00	0.00	0.00	0.00	0.00	0.00
142	E	71150	116	440	00000	000 TEACHERS	27,761.00	0.00	0.00	0.00	27,761.00	0.00
142	E	71150	201	440	00000	000 SOCIAL SECURITY	1,721.00	0.00	0.00	0.00	1,721.00	0.00
142	E	71150	204	440	00000	000 STATE RETIREMENT	2,859.00	0.00	0.00	0.00	2,859.00	0.00
142	E	71150	207	440	00000	000 MEDICAL INSURANCE	0.00	0.00	0.00	0.00	0.00	0.00
142	E	71150	212	440	00000	000 MEDICARE	403.00	0.00	0.00	0.00	403.00	0.00
142	E	71150	429	440	00000	000 INSTRUCTIONAL SUPPLIES AND MAT	2,000.18	0.00	0.00	0.00	2,000.18	0.00
142	E	72130	123	440	00000	000 GUIDANCE PERSONNEL	52,918.00	4,586.25	13,758.75	0.00	39,159.25	26.00
142	E	72130	201	440	00000	000 SOCIAL SECURITY	3,281.00	262.96	788.88	0.00	2,492.12	24.04
142	E	72130	204	440	00000	000 STATE RETIREMENT	5,451.00	472.38	1,417.14	0.00	4,033.86	26.00
142	E	72130	207	440	00000	000 MEDICAL INSURANCE	9,360.00	919.20	2,757.60	0.00	6,602.40	29.46
142	E	72130	212	440	00000	000 EMPLOYER MEDICARE	767.00	61.50	184.50	0.00	582.50	24.05
142	E	72130	499	440	00000	000 OTHER SUPPLIES & MATERIALS	0.00	0.00	0.00	0.00	0.00	0.00
142	E	72130	524	440	00000	000 IN SERVICE / STAFF DEVELOPMENT	7,000.00	0.00	0.00	0.00	7,000.00	0.00
142	E	72130	599	440	00000	000 OTHER CHARGES	0.00	0.00	0.00	0.00	0.00	0.00
142	E	72250	105	440	00000	000 SUPERVISOR / DIRECTOR	0.00	0.00	0.00	0.00	0.00	0.00
142	E	72250	524	440	00000	000 IN-SERVICE / STAFF DEVELOPMENT	3,600.00	0.00	0.00	0.00	3,600.00	0.00
142	E	72250	790	440	00000	000 OTHER EQUIPMENT	0.00	0.00	0.00	0.00	0.00	0.00
142	E	72710	201	440	00000	000	0.00	0.00	0.00	0.00	0.00	0.00
142	E	72710	204	440	00000	000	0.00	0.00	0.00	0.00	0.00	0.00
142	E	72710	212	440	00000	000	0.00	0.00	0.00	0.00	0.00	0.00
142	E	72710	599	440	00000	000 OTHER CHARGES	0.00	0.00	0.00	0.00	0.00	0.00
142	E	99100	504	440	00000	000 INDIRECT COST	6,000.00	0.00	0.00	0.00	6,000.00	0.00
						440	123,121.18	6,302.29	18,906.87	0.00	104,214.31	15.36

Fnd T Acct	Obj Prj Loc	Prg	Account Level Description	2021-22 Budget	November 2021-22 Monthly Activity	2021-22 FYTD Activity	Encumbered Amount	Unexpended Balance - YTD Act	2021-22 FYTD %
800			CARL PERKINS						
142 E	71300 116 800	00021 000	TEACHERS	0.00	0.00	0.00	0.00	0.00	0.00
142 E	71300 189 800	00021 000	OTHER SALARIES & WAGES	3,600.26	0.00	0.00	0.00	3,600.26	0.00
142 E	71300 201 800	00021 000	SOCIAL SECURITY	275.40	0.00	0.00	0.00	275.40	0.00
142 E	71300 204 800	00021 000	STATE RETIREMENT	180.00	0.00	0.00	0.00	180.00	0.00
142 E	71300 207 800	00021 000	MEDICAL INSURANCE	164.40	0.00	0.00	0.00	164.40	0.00
142 E	71300 212 800	00021 000	EMPLOYER MEDICARE	51.00	0.00	0.00	0.00	51.00	0.00
142 E	71300 429 800	00000 000	INSTRUCTIONAL SUPPLIES & MATER	36,655.63	3,325.00	30,932.00	0.00	5,723.63	84.39
142 E	71300 499 800	00000 000	OTHER SUPPLIES AND MATERIALS	10,000.00	0.00	7,500.00	0.00	2,500.00	75.00
142 E	71300 599 800	00000 000	OTHER CHARGES	0.00	0.00	0.00	0.00	0.00	0.00
142 E	71300 730 800	00000 000	VOCATIONAL INSTRUCTION EQUIPME	75,000.00	7,348.32	14,595.07	0.00	60,404.93	19.46
142 E	72130 146 800	00000 000	BUS DRIVERS	0.00	0.00	0.00	0.00	0.00	0.00
142 E	72130 355 800	00000 000	TRAVEL	2,951.00	0.00	387.80	0.00	2,563.20	13.14
142 E	72130 399 800	00000 000	OTHER CONTRACTED SERVICES	0.00	0.00	0.00	0.00	0.00	0.00
142 E	72130 524 800	00000 000	IN SERVICE / STAFF DEVELOPMENT	7,107.00	0.00	2,041.27	0.00	5,065.73	28.72
142 E	72230 162 800	00000 000	CLERICAL PERSONNEL	2,400.18	0.00	0.00	0.00	2,400.18	0.00
142 E	72230 201 800	00000 000	SOCIAL SECURITY	183.60	0.00	0.00	0.00	183.60	0.00
142 E	72230 204 800	00000 000	STATE RETIREMENT	120.00	0.00	0.00	0.00	120.00	0.00
142 E	72230 207 800	00000 000	MEDICAL INSURANCE	109.60	0.00	0.00	0.00	109.60	0.00
142 E	72230 212 800	00000 000	MEDICARE	34.00	0.00	0.00	0.00	34.00	0.00
142 E	72230 599 800	00000 000		0.00	0.00	0.00	0.00	0.00	0.00
142 E	99100 504 800	00008 000	INDIRECT COST	3,293.73	0.00	0.00	0.00	3,293.73	0.00
142 E	99100 590 800	00008 000	TRANS. OUT - INDIRECT COST	0.00	0.00	0.00	0.00	0.00	0.00
	800			142,125.80	10,673.32	55,456.14	0.00	86,669.66	39.02

Account Level		2021-22	November 2021-22	2021-22	Encumbered	Unexpended	2021-22
Fnd T Acct	Obj Prj Loc Prg Description	Budget	Monthly Activity	FYTD Activity	Amount	Balance - YTD Act	FYTD %
899	IDEA SUSTAINABILITY GRANT						
142 E 71200 195 899 00000 000	CERTIFIED SUBSTITUTE TEACHERS	0.00	0.00	0.00	0.00	0.00	0.00
142 E 71200 201 899 00000 000	SOCIAL SECURITY	0.00	0.00	0.00	0.00	0.00	0.00
142 E 71200 204 899 00000 000	STATE RETIREMENT	0.00	0.00	0.00	0.00	0.00	0.00
142 E 71200 212 899 00000 000	EMPLOYER MEDICARE	0.00	0.00	0.00	0.00	0.00	0.00
142 E 71200 429 899 00000 000	INSTRUCTIONAL SUPPLIES & MATER	22,405.62	8,631.00	22,381.00	0.00	24.62	99.89
142 E 71200 725 899 00000 000	SPECIAL EDUCATION EQUIPMENT	0.00	0.00	0.00	0.00	0.00	0.00
142 E 72220 196 899 00000 000	IN SERVICE TRAINING	0.00	0.00	0.00	0.00	0.00	0.00
142 E 72220 196 899 00020 000	IN SERVICE TRAINING	0.00	0.00	0.00	0.00	0.00	0.00
142 E 72220 201 899 00000 000	SOCIAL SECURITY	0.00	0.00	0.00	0.00	0.00	0.00
142 E 72220 204 899 00000 000	STATE RETIREMENT	0.00	0.00	0.00	0.00	0.00	0.00
142 E 72220 212 899 00000 000	EMPLOYER MEDICARE	0.00	0.00	0.00	0.00	0.00	0.00
142 E 72220 524 899 00000 000	IN-SERVICE / STAFF DEVELOPMENT	13,850.00	0.00	10,849.90	0.00	3,000.10	78.34
	899	36,255.62	8,631.00	33,230.90	0.00	3,024.72	91.66

Fnd T Acct Obj Prj Loc Prg	Account Level Description	2021-22 Budget	November 2021-22 Monthly Activity	2021-22 FYTD Activity	Encumbered Amount	Unexpended Balance - YTD Act	2021-22 FYTD %
900	IDEA PART- B						
142 E 71200 116 900 00000 000	TEACHERS	110,192.00	8,420.01	24,946.11	0.00	85,245.89	22.64
142 E 71200 163 900 00000 000	EDUCATIONAL ASSISTANTS	920,351.04	58,061.11	235,437.61	0.00	684,913.43	25.58
142 E 71200 171 900 00000 000	SPEECH PATHOLOGIST	45,630.00	3,801.09	11,403.27	0.00	34,226.73	24.99
142 E 71200 189 900 00000 000	OTHER SALARIES & WAGES	0.00	0.00	0.00	0.00	0.00	0.00
142 E 71200 201 900 00000 000	SOCIAL SECURITY	61,185.00	3,894.47	15,363.45	0.00	45,821.55	25.11
142 E 71200 204 900 00000 000	STATE RETIREMENT	95,916.00	5,542.72	22,001.92	0.00	73,914.08	22.94
142 E 71200 207 900 00000 000	MEDICAL INSURANCE	365,777.00	27,114.80	87,144.40	0.00	278,632.60	23.82
142 E 71200 212 900 00000 000	EMPLOYER MEDICARE	14,466.00	910.84	3,593.13	0.00	10,872.87	24.84
142 E 71200 429 900 00000 000	INSTRUCTIONAL SUPPLIES & MAT.	150,000.00	4,523.86	10,248.88	0.00	139,751.12	6.83
142 E 71200 725 900 00000 000	SPECIAL EDUCATION EQUIPMENT	10,000.00	0.00	1,251.75	0.00	8,748.25	12.52
142 E 72210 524 900 00000 000	Staff Development	0.00	0.00	0.00	0.00	0.00	0.00
142 E 72220 189 900 00000 000	OTHER SALARIES & WAGES	0.00	0.00	0.00	0.00	0.00	0.00
142 E 72220 201 900 00000 000	SOCIAL SECURITY	0.00	0.00	0.00	0.00	0.00	0.00
142 E 72220 204 900 00000 000	STATE RETIREMENT	0.00	0.00	0.00	0.00	0.00	0.00
142 E 72220 207 900 00000 000	MEDICAL INSURANCE	0.00	0.00	0.00	0.00	0.00	0.00
142 E 72220 212 900 00000 000	EMPLOYER MEDICARE	0.00	0.00	0.00	0.00	0.00	0.00
142 E 72220 312 900 00000 000	CONTRACTS W PRIVATE AGENCIES	41,409.41	0.00	0.00	0.00	41,409.41	0.00
142 E 72220 336 900 00000 000	MAINTENANCE & REPAIR OF EQUIPM	10,000.00	0.00	957.00	0.00	9,043.00	9.57
142 E 72220 355 900 00000 000	TRAVEL	25,000.00	0.00	0.00	0.00	25,000.00	0.00
142 E 72220 399 900 00000 000	OTHER CONTRACTED SERVICES	0.00	0.00	0.00	0.00	0.00	0.00
142 E 72220 429 900 00000 000	Instructional Supplies & Mat.	0.00	0.00	0.00	0.00	0.00	0.00
142 E 72220 499 900 00000 000	OTHER SUPPLIES AND MATERIALS	50,000.00	1,887.92	5,259.63	0.00	44,740.37	10.52
142 E 72220 524 900 00000 000	IN SERVICE / STAFF DEVELOPMENT	75,000.00	0.00	6,500.00	0.00	68,500.00	8.67
142 E 72710 146 900 00020 000	BUS DRIVERS	251,643.00	21,411.55	63,824.65	0.00	187,818.35	25.36
142 E 72710 201 900 00020 000	SOCIAL SECURITY	15,601.00	1,189.30	3,531.35	0.00	12,069.65	22.64
142 E 72710 204 900 00020 000	STATE RETIREMENT	24,200.79	1,968.19	5,978.29	0.00	18,222.50	24.70
142 E 72710 207 900 00020 000	MEDICAL INSURANCE	250,000.00	10,628.40	33,740.80	0.00	216,259.20	13.50
142 E 72710 212 900 00020 000	EMPLOYER MEDICARE	3,648.81	278.14	825.91	0.00	2,822.90	22.64
142 E 99100 504 900 00008 000	INDIRECT COST	20,000.00	0.00	0.00	0.00	20,000.00	0.00
900		2,540,020.05	149,632.40	532,008.15	0.00	2,008,011.90	20.95

Account Level		2021-22	November 2021-22	2021-22	Encumbered	Unexpended	2021-22
Fnd T Acct	Obj Prj Loc Prg Description	Budget	Monthly Activity	FYTD Activity	Amount	Balance - YTD Act	FYTD %
901	ARP IDEA PART B						
142 E 71150 116 901 00000 000	TEACHERS	141,000.00	0.00	0.00	0.00	141,000.00	0.00
142 E 71150 201 901 00000 000	SOCIAL SECURITY	8,814.00	0.00	0.00	0.00	8,814.00	0.00
142 E 71150 204 901 00000 000	STATE RETIREMENT	14,523.00	0.00	0.00	0.00	14,523.00	0.00
142 E 71150 207 901 00000 000	MEDICAL INSURANCE	30,000.00	0.00	0.00	0.00	30,000.00	0.00
142 E 71150 212 901 00000 000	MEDICARE	2,046.00	0.00	0.00	0.00	2,046.00	0.00
142 E 71200 116 901 00000 000	TEACHERS	35,000.00	0.00	0.00	0.00	35,000.00	0.00
142 E 71200 163 901 00000 000	EDUCATIONAL ASSISTANTS	26,400.00	0.00	0.00	0.00	26,400.00	0.00
142 E 71200 171 901 00000 000	SPEECH PATHOLOGIST	0.00	0.00	0.00	0.00	0.00	0.00
142 E 71200 189 901 00000 000	OTHER SALARIES & WAGES	0.00	0.00	0.00	0.00	0.00	0.00
142 E 71200 201 901 00000 000	SOCIAL SECURITY	3,807.00	0.00	0.00	0.00	3,807.00	0.00
142 E 71200 204 901 00000 000	STATE RETIREMENT	0.00	0.00	0.00	0.00	0.00	0.00
142 E 71200 207 901 00000 000	MEDICAL INSURANCE	0.00	0.00	0.00	0.00	0.00	0.00
142 E 71200 211 901 00000 000	LOCAL RETIREMENT	6,325.00	0.00	0.00	0.00	6,325.00	0.00
142 E 71200 212 901 00000 000	EMPLOYER MEDICARE	860.00	0.00	0.00	0.00	860.00	0.00
142 E 72220 399 901 00000 000	OTHER CONTRACTED SERVICES	0.00	0.00	0.00	0.00	0.00	0.00
142 E 72220 499 901 00000 000	OTHER SUPPLIES AND MATERIALS	95,163.93	0.00	0.00	0.00	95,163.93	0.00
142 E 72220 524 901 00000 000	IN-SERVICE / STAFF DEVELOPMENT	85,000.00	0.00	0.00	0.00	85,000.00	0.00
142 E 72710 146 901 00000 000	BUS DRIVERS	19,600.00	0.00	0.00	0.00	19,600.00	0.00
142 E 72710 201 901 00000 000	SOCIAL SECURITY	2,432.00	0.00	0.00	0.00	2,432.00	0.00
142 E 72710 204 901 00000 000	STATE RETIREMENT	5,652.00	0.00	0.00	0.00	5,652.00	0.00
142 E 72710 207 901 00000 000	MEDICAL INSURANCE	0.00	0.00	0.00	0.00	0.00	0.00
142 E 72710 212 901 00000 000	EMPLOYER MEDICARE	570.00	0.00	0.00	0.00	570.00	0.00
901		477,192.93	0.00	0.00	0.00	477,192.93	0.00

Fnd T Acct	Obj Prj Loc	Prg	Account Level Description	2021-22 Budget	November 2021-22 Monthly Activity	2021-22 FYTD Activity	Encumbered Amount	Unexpended Balance - YTD Act	2021-22 FYTD %
910			IDEA PRESCHOOL						
142 E 71200	163 910	00000 000	EDUCATIONAL ASSISTANTS	36,643.00	1,265.25	5,411.08	0.00	31,231.92	14.77
142 E 71200	201 910	00000 000	SOCIAL SECURITY	1,016.00	69.92	290.44	0.00	725.56	28.59
142 E 71200	204 910	00000 000	STATE RETIREMENT	3,003.00	121.59	489.84	0.00	2,513.16	16.31
142 E 71200	207 910	00000 000	MEDICAL INSURANCE	19,023.00	558.00	3,304.80	0.00	15,718.20	17.37
142 E 71200	212 910	00000 000	EMPLOYER MEDICARE	453.00	16.35	67.93	0.00	385.07	15.00
142 E 71200	429 910	00000 000	INSTRUCTIONAL SUPPLIES & MATER	30,000.00	620.05	620.05	0.00	29,379.95	2.07
142 E 71200	499 910	00000 000	OTHER SUPPLIES AND MATERIALS	0.00	0.00	0.00	0.00	0.00	0.00
142 E 71200	725 910	00000 000	SPECIAL EDUCATION EQUIPMENT	0.00	0.00	0.00	0.00	0.00	0.00
142 E 72220	189 910	00000 000	OTHER SALARIES & WAGES	0.00	0.00	0.00	0.00	0.00	0.00
142 E 72220	201 910	00000 000	SOCIAL SECURITY	0.00	0.00	0.00	0.00	0.00	0.00
142 E 72220	204 910	00000 000	STATE RETIREMENT	0.00	0.00	0.00	0.00	0.00	0.00
142 E 72220	207 910	00000 000		0.00	0.00	0.00	0.00	0.00	0.00
142 E 72220	212 910	00000 000	EMPLOYER MEDICARE	0.00	0.00	0.00	0.00	0.00	0.00
142 E 72220	355 910	00000 000	TRAVEL	0.00	0.00	0.00	0.00	0.00	0.00
142 E 72220	399 910	00000 000	OTHER CONTRACTED SERVICES	0.00	0.00	0.00	0.00	0.00	0.00
142 E 72220	499 910	00000 000	OTHER SUPPLIES AND MATERIALS	10,000.00	0.00	4,115.24	0.00	5,884.76	41.15
142 E 72220	524 910	00000 000	IN SERVICE / STAFF DEVELOPMENT	8,842.07	0.00	0.00	0.00	8,842.07	0.00
142 E 72220	790 910	00000 000	OTHER EQUIPMENT	20,000.00	0.00	0.00	0.00	20,000.00	0.00
142 E 99100	504 910	00008 000	INDIRECT COST	0.00	0.00	0.00	0.00	0.00	0.00
	910			128,980.07	2,651.16	14,299.38	0.00	114,680.69	11.09

Account Level						2021-22	November 2021-22	2021-22	Encumbered	Unexpended	2021-22		
Fnd	T	Acct	Obj	Prj	Loc	Prg	Description	Budget	Monthly Activity	FYTD Activity	Amount	Balance - YTD Act	FYTD %
911							ARP IDEA PRESCHOOL						
142	E	72220	499	911	00000	000	OTHER SUPPLIES AND MATERIALS	16,814.51	0.00	0.00	0.00	16,814.51	0.00
142	E	72220	524	911	00000	000	IN-SERVICE / STAFF DEVELOPMENT	15,000.00	0.00	0.00	0.00	15,000.00	0.00
				911				31,814.51	0.00	0.00	0.00	31,814.51	0.00

Fnd T Acct	Obj Prj Loc	Prg	Account Level Description	2021-22 Budget	November 2021-22 Monthly Activity	2021-22 FYTD Activity	Encumbered Amount	Unexpended Balance - YTD Act	2021-22 FYTD %
931			ESSER						
142 E 71100 195 931 00000 000			CERTIFIED SUBSTITUTE TEACHERS	360,640.00	0.00	0.00	0.00	360,640.00	0.00
142 E 71100 201 931 00000 000			SOCIAL SECURITY	22,359.68	0.00	0.00	0.00	22,359.68	0.00
142 E 71100 204 931 00000 000			STATE RETIREMENT	0.00	0.00	0.00	0.00	0.00	0.00
142 E 71100 212 931 00000 000			MEDICARE	5,229.28	0.00	0.00	0.00	5,229.28	0.00
142 E 71100 429 931 00000 000			SUPPLIES & MATERIALS	9,999.00	9,899.00	9,899.00	0.00	100.00	99.00
142 E 71100 471 931 00000 000			SOFTWARE	113,755.95	0.00	113,755.95	0.00	0.00	100.00
142 E 71200 116 931 00000 000			TEACHERS	0.00	0.00	0.00	0.00	0.00	0.00
142 E 71200 189 931 00000 000			OTHER SALARIES AND WAGES	765.00	0.00	765.00	0.00	0.00	100.00
142 E 71200 201 931 00000 000			SOCIAL SECURITY	47.43	0.00	47.43	0.00	0.00	100.00
142 E 71200 204 931 00000 000			STATE RETIREMENT	78.80	0.00	78.80	0.00	0.00	100.00
142 E 71200 212 931 00000 000			MEDICARE	11.09	0.00	11.09	0.00	0.00	100.00
142 E 71200 399 931 00000 000			OTHER CONTRACTED SERVICE	30,000.00	0.00	6,482.00	0.00	23,518.00	21.61
142 E 71200 429 931 00000 000			INSTRUCTIONAL SUPPLIES & MATER	34,967.00	0.00	8,922.30	0.00	26,044.70	25.52
142 E 72120 399 931 00000 000			OTHER CONTRACTED SERVICE	0.00	0.00	0.00	0.00	0.00	0.00
142 E 72210 189 931 00000 000			OTHER SALARIES & WAGES	0.00	0.00	0.00	0.00	0.00	0.00
142 E 72210 201 931 00000 000			SOCIAL SECURITY	0.00	0.00	0.00	0.00	0.00	0.00
142 E 72210 204 931 00000 000			STATE RETIREMENT	0.00	0.00	0.00	0.00	0.00	0.00
142 E 72210 212 931 00000 000			EMPLOYER MEDICARE	0.00	0.00	0.00	0.00	0.00	0.00
142 E 72210 524 931 00000 000			IN-SERVICE / STAFF DEVELOPMENT	0.00	0.00	0.00	0.00	0.00	0.00
142 E 99100 504 931 00000 000			INDIRECT COST	24,329.05	0.00	0.00	0.00	24,329.05	0.00
		931		602,182.28	9,899.00	139,961.57	0.00	462,220.71	23.24

Account Level						2021-22	November 2021-22	2021-22	Encumbered	Unexpended	2021-22		
Fnd	T	Acct	Obj	Prj	Loc	Prg	Description	Budget	Monthly Activity	FYTD Activity	Amount	Balance - YTD Act	FYTD %
934							ESSER 2.0 REVENUE						
142	E	71100	116	934	00000	000	Teachers	0.00	0.00	0.00	0.00	0.00	0.00
142	E	71100	189	934	00000	000	OTHER SALARIES AND WAGES	0.00	0.00	0.00	0.00	0.00	0.00
142	E	71100	195	934	00000	000	CERTIFIED SUBSTITUTE TEACHERS	154,560.00	0.00	0.00	0.00	154,560.00	0.00
142	E	71100	201	934	00000	000	SOCIAL SECURITY	9,582.72	0.00	-609.07	0.00	10,191.79	-6.36
142	E	71100	204	934	00000	000	STATE RETIREMENT	0.00	0.00	0.00	0.00	0.00	0.00
142	E	71100	212	934	00000	000	MEDICARE	2,241.12	0.00	-142.46	0.00	2,383.58	-6.36
142	E	71100	429	934	00000	000	INSTRUCTIONAL SUPPLIES & MATER	372,122.91	0.00	1,248.00	0.00	370,874.91	0.34
142	E	71100	449	934	00000	000	TEXTBOOKS	220,000.00	0.00	219,222.20	0.00	777.80	99.65
142	E	71100	471	934	00000	000	SOFTWARE	570,602.50	0.00	160,030.25	0.00	410,572.25	28.05
142	E	71100	499	934	00000	000	OTHER CONTRACTED SERVICES	0.00	-310.97	-310.97	0.00	310.97	0.00
142	E	71100	599	934	00000	000	OTHER CHARGES	0.00	0.00	0.00	0.00	0.00	0.00
142	E	71200	116	934	00000	000	TEACHERS	0.00	0.00	0.00	0.00	0.00	0.00
142	E	71200	163	934	00000	000	EDUCATIONAL ASSISTANTS	0.00	0.00	0.00	0.00	0.00	0.00
142	E	71200	201	934	00000	000	SOCIAL SECURITY	0.00	0.00	-1,809.72	0.00	1,809.72	0.00
142	E	71200	204	934	00000	000	STATE RETIREMENT	0.00	0.00	0.00	0.00	0.00	0.00
142	E	71200	212	934	00000	000	MEDICARE	0.00	0.00	-423.24	0.00	423.24	0.00
142	E	71200	429	934	00000	000	SUPPLIES & MATERIALS	24,595.00	0.00	0.00	0.00	24,595.00	0.00
142	E	71200	725	934	00000	000	SPECIAL EDUCATION EQUIPMENT	51,534.40	0.00	51,534.40	0.00	0.00	100.00
142	E	72120	131	934	00000	000	MEDICAL PERSONNEL	46,656.52	0.00	0.00	0.00	46,656.52	0.00
142	E	72120	201	934	00000	000	SOCIAL SECURITY	2,892.69	0.00	0.00	0.00	2,892.69	0.00
142	E	72120	204	934	00000	000	STATE RETIREMENT	3,223.83	0.00	0.00	0.00	3,223.83	0.00
142	E	72120	212	934	00000	000	MEDICARE	676.53	0.00	0.00	0.00	676.53	0.00
142	E	72120	399	934	00000	000	OTHER CONTRACTED SERVICE	240,000.00	0.00	20,000.00	0.00	220,000.00	8.33
142	E	72120	471	934	00000	000	SOFTWARE	13,400.00	0.00	11,900.00	0.00	1,500.00	88.81
142	E	72120	499	934	00000	000	OTHER SUPPLIES AND MATERIALS	8,799.00	0.00	8,799.00	0.00	0.00	100.00
142	E	72210	189	934	00000	000	OTHER SALARIES AND WAGES	0.00	0.00	0.00	0.00	0.00	0.00
142	E	72210	201	934	00000	000	SOCIAL SECURITY	0.00	0.00	0.00	0.00	0.00	0.00
142	E	72210	204	934	00000	000	STATE RETIREMENT	0.00	0.00	0.00	0.00	0.00	0.00
142	E	72210	212	934	00000	000	MEDICARE	0.00	0.00	0.00	0.00	0.00	0.00
142	E	72210	524	934	00000	000	IN-SERVICE / STAFF DEVELOPMENT	8,020.00	0.00	0.00	0.00	8,020.00	0.00
142	E	72250	499	934	00000	000	OTHER SUPPLIES AND MATERIALS	350,000.00	0.00	257,672.00	0.00	92,328.00	73.62
142	E	72610	720	934	00000	000	PLANT AND EQUIPMENT	51,475.00	0.00	0.00	0.00	51,475.00	0.00
142	E	72620	499	934	00000	000	OTHER SUPPLIES AND MATERIALS	0.00	0.00	0.00	0.00	0.00	0.00
142	E	72620	599	934	00000	000	OTHER CHARGES	0.00	0.00	0.00	0.00	0.00	0.00
142	E	72710	146	934	00000	000	BUS DRIVERS	70,000.00	0.00	0.00	0.00	70,000.00	0.00
142	E	72710	201	934	00000	000	SOCIAL SECURITY	4,340.00	0.00	0.00	0.00	4,340.00	0.00
142	E	72710	204	934	00000	000	STATE RETIREMENT	6,727.00	0.00	0.00	0.00	6,727.00	0.00
142	E	72710	212	934	00000	000	MEDICARE	1,015.00	0.00	0.00	0.00	1,015.00	0.00

Fnd T Acct		Obj	Prj	Loc	Prg	Account Level Description	2021-22 Budget	November Monthly Activity	2021-22 FYTD Activity	Encumbered Amount	Unexpended Balance - YTD Act	2021-22 FYTD %
934							ESSER 2.0 REVENUE					
142	E	72710	412	934	00000	000 DIESEL FUEL	5,000.00	0.00	0.00	0.00	5,000.00	0.00
142	E	73100	165	934	00008	000 CAFETERIA PERONNEL	0.00	0.00	0.00	0.00	0.00	0.00
142	E	73100	201	934	00008	000 SOCIAL SECURITY	0.00	0.00	0.00	0.00	0.00	0.00
142	E	73100	204	934	00008	000 STATE RETIREMENT	0.00	0.00	0.00	0.00	0.00	0.00
142	E	73100	212	934	00008	000 MEDICARE	0.00	0.00	0.00	0.00	0.00	0.00
142	E	76100	707	934	00008	000 BUILDING IMPROVEMENTS	1,055,233.01	0.00	0.00	0.00	1,055,233.01	0.00
142	E	76100	799	934	00008	000 OTHER CAPITAL OUTLAY	300,000.00	0.00	0.00	0.00	300,000.00	0.00
142	E	99100	504	934	00000	000 INDIRECT COST	607,000.00	0.00	0.00	0.00	607,000.00	0.00
934							4,179,697.23	-310.97	727,110.39	0.00	3,452,586.84	17.40

Account Level							2021-22	November	2021-22	2021-22	Encumbered	Unexpended	2021-22
Fnd	T	Acct	Obj	Prj	Loc	Prg	Description	Budget	Monthly	FYTD	Amount	Balance - YTD	FYTD %
								Activity	Activity		Act		
936							ESSE PLANNING GRANT						
142	E	72210	399	936	00000	000	OTHER CONTRACTED SERVICE	175,000.00	0.00	57,500.00	0.00	117,500.00	32.86
						936		175,000.00	0.00	57,500.00	0.00	117,500.00	32.86

Fnd T Acct	Obj Prj Loc	Prg	Account Level Description	2021-22 Budget	November 2021-22 Monthly Activity	2021-22 FYTD Activity	Encumbered Amount	Unexpended Balance - YTD Act	2021-22 FYTD %
937			ESSER 3.0						
142 E 71100	116 937	00000 000	TEACHERS	153,525.00	0.00	0.00	0.00	153,525.00	0.00
142 E 71100	201 937	00000 000	SOCIAL SECURITY	9,519.00	0.00	0.00	0.00	9,519.00	0.00
142 E 71100	204 937	00000 000	STATE RETIREMENT	15,810.00	0.00	0.00	0.00	15,810.00	0.00
142 E 71100	207 937	00000 000	MEDICAL INSURANCE	34,920.00	0.00	0.00	0.00	34,920.00	0.00
142 E 71100	212 937	00000 000	MEDICARE	2,226.00	0.00	0.00	0.00	2,226.00	0.00
142 E 71100	429 937	00000 000	SUPPLIES & MATERIALS	158,497.58	0.00	0.00	0.00	158,497.58	0.00
142 E 71100	471 937	00000 000	SOFTWARE	954,636.42	0.00	0.00	0.00	954,636.42	0.00
142 E 71100	499 937	00000 000	OTHER SUPPLIES AND MATERIALS	3,375.00	0.00	0.00	0.00	3,375.00	0.00
142 E 71100	722 937	00000 000	REGULAR INSTRUCTION EQUIPMENT	25,767.20	0.00	0.00	0.00	25,767.20	0.00
142 E 71200	116 937	00000 000	TEACHERS	52,500.00	0.00	0.00	0.00	52,500.00	0.00
142 E 71200	163 937	00000 000	EDUCATIONAL ASSISTANTS	27,720.00	0.00	0.00	0.00	27,720.00	0.00
142 E 71200	201 937	00000 000	SOCIAL SECURITY	14,919.00	0.00	0.00	0.00	14,919.00	0.00
142 E 71200	204 937	00000 000	STATE RETIREMENT	24,789.00	0.00	0.00	0.00	24,789.00	0.00
142 E 71200	212 937	00000 000	MEDICARE	3,492.00	0.00	0.00	0.00	3,492.00	0.00
142 E 72120	189 937	00000 000	OTHER SALARIES AND WAGES	2,640.00	0.00	0.00	0.00	2,640.00	0.00
142 E 72120	201 937	00000 000	SOCIAL SECURITY	164.00	0.00	0.00	0.00	164.00	0.00
142 E 72120	204 937	00000 000	STATE RETIREMENT	255.00	0.00	0.00	0.00	255.00	0.00
142 E 72120	212 937	00000 000	MEDICARE	38.00	0.00	0.00	0.00	38.00	0.00
142 E 72120	399 937	00000 000	OTHER CONTRACTED SERVICE	120,000.00	0.00	0.00	0.00	120,000.00	0.00
142 E 72120	471 937	00000 000	SOFTWARE	90,000.00	0.00	0.00	0.00	90,000.00	0.00
142 E 72120	599 937	00000 000	OTHER CHARGES	51,000.00	0.00	0.00	0.00	51,000.00	0.00
142 E 72130	123 937	00000 000	GUIDANCE PERSONNEL	281,000.00	0.00	0.00	0.00	281,000.00	0.00
142 E 72130	130 937	00000 000	SOCIAL WORKERS	495,000.00	0.00	0.00	0.00	495,000.00	0.00
142 E 72130	201 937	00000 000	SOCIAL SECURITY	48,082.00	0.00	0.00	0.00	48,082.00	0.00
142 E 72130	204 937	00000 000	STATE RETIREMENT	76,464.00	0.00	0.00	0.00	76,464.00	0.00
142 E 72130	207 937	00000 000	MEDICAL INSURANCE	228,240.00	0.00	0.00	0.00	228,240.00	0.00
142 E 72130	212 937	00000 000	MEDICARE	11,214.00	0.00	0.00	0.00	11,214.00	0.00
142 E 72130	399 937	00000 000	OTHER CONTRACTED SERVICE	87,577.04	0.00	0.00	0.00	87,577.04	0.00
142 E 72210	189 937	00000 000	OTHER SALARIES AND WAGES	1,958,457.00	0.00	0.00	0.00	1,958,457.00	0.00
142 E 72210	201 937	00000 000	SOCIAL SECURITY	121,424.00	0.00	0.00	0.00	121,424.00	0.00
142 E 72210	204 937	00000 000	STATE RETIREMENT	201,721.00	0.00	0.00	0.00	201,721.00	0.00
142 E 72210	212 937	00000 000	MEDICARE	28,398.00	0.00	0.00	0.00	28,398.00	0.00
142 E 72210	524 937	00000 000	IN-SERVICE / STAFF DEVELOPMENT	611,648.27	0.00	0.00	0.00	611,648.27	0.00
142 E 72250	599 937	00000 000	OTHER CHARGES	119,139.00	0.00	0.00	0.00	119,139.00	0.00
142 E 72710	146 937	00000 000	BUS DRIVERS	41,340.00	0.00	0.00	0.00	41,340.00	0.00
142 E 72710	201 937	00000 000	SOCIAL SECURITY	6,209.00	0.00	0.00	0.00	6,209.00	0.00
142 E 72710	204 937	00000 000	STATE RETIREMENT	10,394.00	0.00	0.00	0.00	10,394.00	0.00
142 E 72710	212 937	00000 000	MEDICARE	1,453.00	0.00	0.00	0.00	1,453.00	0.00

Account Level						2021-22	November 2021-22	2021-22	Encumbered	Unexpended	2021-22		
Fnd	T	Acct	Obj	Prj	Loc	Prg	Description	Budget	Monthly Activity	FYTD Activity	Amount	Balance - YTD Act	FYTD %
937							ESSE 3.0						
142	E	76100	707	937	00008	000	BUILDING IMPROVEMENTS	5,681,595.24	0.00	0.00	0.00	5,681,595.24	0.00
142	E	99100	504	937	00000	000	INDIRECT COST	208,041.72	0.00	0.00	0.00	208,041.72	0.00
				937				11,963,190.47	0.00	0.00	0.00	11,963,190.47	0.00

Fnd T Acct	Obj Prj Loc	Prg Description	2021-22 Budget	November 2021-22 Monthly Activity	2021-22 FYTD Activity	Encumbered Amount	Unexpended Balance - YTD Act	2021-22 FYTD %
940		EPIDEMIOLOGY & LABORATORY ELC						
142 E 72120 105 940 00000 000		DIRECTOR	15,000.00	0.00	0.00	0.00	15,000.00	0.00
142 E 72120 131 940 00000 000		MEDICAL PERSONNEL	107,500.00	0.00	0.00	0.00	107,500.00	0.00
142 E 72120 201 940 00000 000		SOCIAL SECURITY	17,081.00	0.00	0.00	0.00	17,081.00	0.00
142 E 72120 204 940 00000 000		STATE RETIREMENT	2,642.75	0.00	0.00	0.00	2,642.75	0.00
142 E 72120 206 940 00000 000		LIFE INSURANCE	200.00	0.00	0.00	0.00	200.00	0.00
142 E 72120 207 940 00000 000		MEDICAL INSURANCE	14,760.00	0.00	0.00	0.00	14,760.00	0.00
142 E 72120 212 940 00000 000		MEDICARE	3,994.75	0.00	0.00	0.00	3,994.75	0.00
142 E 72120 355 940 00000 000		TRAVEL	1,000.00	0.00	0.00	0.00	1,000.00	0.00
142 E 72120 399 940 00000 100		OTHER CONTRACTED SERVICE	245,000.00	0.00	0.00	0.00	245,000.00	0.00
142 E 72120 413 940 00000 000		DRUGS & MEDICAL	1,566.98	0.00	0.00	0.00	1,566.98	0.00
142 E 72120 735 940 00000 000		HEALTH EQUIPMENT	248,000.00	0.00	0.00	0.00	248,000.00	0.00
142 E 72130 189 940 00000 000		OTHER SALARIES AND WAGES	153,000.00	0.00	0.00	0.00	153,000.00	0.00
142 E 72130 399 940 00000 000		OTHER CONTRACTED SERVICE	280,000.00	0.00	0.00	0.00	280,000.00	0.00
142 E 72130 499 940 00000 000		OTHER SUPPLIES AND MATERIALS	57,000.00	0.00	0.00	0.00	57,000.00	0.00
142 E 76100 707 940 00008 000		BUILDING IMPROVEMENTS	275,000.00	0.00	0.00	0.00	275,000.00	0.00
	940		1,421,745.48	0.00	0.00	0.00	1,421,745.48	0.00

Fnd T Acct	Obj Prj Loc	Prg	Account Level Description	2021-22 Budget	November 2021-22 Monthly Activity	2021-22 FYTD Activity	Encumbered Amount	Unexpended Balance - YTD Act	2021-22 FYTD %
950			CIVICS SEAL GRANT						
142 E 71100 195 950 00000 000			CERTIFIED SUBSTITUTE TEACHERS	241.00	0.00	0.00	0.00	241.00	0.00
142 E 71100 201 950 00000 000			SOCIAL SECURITY	43.40	0.00	0.00	0.00	43.40	0.00
142 E 71100 212 950 00000 000			MEDICARE	10.15	0.00	0.00	0.00	10.15	0.00
142 E 71100 429 950 00000 000			SUPPLIES & MATERIALS	3,294.50	0.00	3,294.50	0.00	0.00	100.00
142 E 71100 471 950 00000 000			SOFTWARE	50.00	0.00	50.00	0.00	0.00	100.00
142 E 71100 599 950 00000 000			OTHER CHARGES	570.24	0.00	560.00	0.00	10.24	98.20
142 E 72210 524 950 00000 000			IN-SERVICE / STAFF DEVELOPMENT	4,500.00	0.00	0.00	0.00	4,500.00	0.00
142 E 72710 146 950 00000 000			BUS DRIVERS	588.00	144.00	144.00	0.00	444.00	24.49
142 E 72710 201 950 00000 000			SOCIAL SECURITY	36.46	8.92	8.92	0.00	27.54	24.47
142 E 72710 204 950 00000 000				0.00	13.84	13.84	0.00	-13.84	0.00
142 E 72710 204 950 10000 100			STATE RETIREMENT	56.51	0.00	0.00	0.00	56.51	0.00
142 E 72710 212 950 00000 000			MEDICARE	9.74	2.08	2.08	0.00	7.66	21.36
142 E 72710 412 950 00000 000			DIESEL FUEL	600.00	0.00	0.00	0.00	600.00	0.00
	950			10,000.00	168.84	4,073.34	0.00	5,926.66	40.73

Account Level		2021-22	November 2021-22	2021-22	Encumbered	Unexpended	2021-22
Fnd T Acct	Obj Prj Loc Prg Description	Budget	Monthly Activity	FYTD Activity	Amount	Balance - YTD Act	FYTD %
951	HQIM LITERACY IMPLEMENTATION N						
142 E 71100 429 951 00000 000	SUPPLIES & MATERIALS	5,000.00	0.00	0.00	0.00	5,000.00	0.00
142 E 72210 399 951 00000 000	OTHER CONTRACTED SERVICE	73,000.00	0.00	0.00	0.00	73,000.00	0.00
142 E 72210 524 951 00000 000	IN-SERVICE / STAFF DEVELOPMENT	5,000.00	0.00	0.00	0.00	5,000.00	0.00
	951	83,000.00	0.00	0.00	0.00	83,000.00	0.00

Number of Accounts: 473

***** End of report *****

Fnd T Acct	Obj Prj Loc	Prg	Account Level Description	Amount
A			Asset	
142 A 11130	000 000 000000	000	CASH IN BANK-PAYROLL	0.00
142 A 11130	000 100 000000	000	CASH IN BANK-PAYROLL	0.00
142 A 11130	000 440 000000	000	CASH IN BANK-PAYROLL	0.00
142 A 11130	---	---	-----	0.00
142 A 11140	000 000 000000	000	CASH WITH TRUSTEE	0.00
142 A 11140	000 000 000000	142	CASH WITH TRUSTEE	0.00
142 A 11140	000 000 99141	141		0.00
142 A 11140	000 000 99142	142		997,041.87
142 A 11140	000 010 000000	142	CASH WITH TRUSTEE - CON ADMIN	0.00
142 A 11140	000 010 99141	141		0.00
142 A 11140	000 010 99142	142		1,287.64CR
142 A 11140	000 100 000000	000	CASH WITH TRUSTEE	0.00
142 A 11140	000 100 000000	142	CASH WITH TRUSTEE - TITLE I	0.00
142 A 11140	000 100 99141	141		0.00
142 A 11140	000 100 99142	142		5,001.28CR
142 A 11140	000 101 99142	142		3,798.70
142 A 11140	000 160 000000	000	TITLE I-D	0.00
142 A 11140	000 160 99142	142		1,798.70CR
142 A 11140	000 171 99142	142		0.00
142 A 11140	000 172 99142	142		0.00
142 A 11140	000 200 000000	142	CASH WITH TRUSTEE - TITLE II-A	0.00
142 A 11140	000 200 99141	141		0.00
142 A 11140	000 200 99142	142		4,496.40
142 A 11140	000 300 000000	142	CASH WITH TRUSTEE - TITLE III	0.00
142 A 11140	000 440 000000	141	CASH WITH TRUSTEE	0.00
142 A 11140	000 440 99141	141		0.00
142 A 11140	000 440 99142	142		0.00
142 A 11140	000 480 000000	142	CASH WITH TRUSTEE - FTTT DISCR	0.00
142 A 11140	000 580 000000	142	CASH WITH TRUSTEE - FTTT	0.00
142 A 11140	000 720 99142	142		0.00
142 A 11140	000 800 000000	142	CASH WITH TRUSTEE - CARL PERKI	0.00
142 A 11140	000 800 99141	141		0.00
142 A 11140	000 800 99142	142		0.00
142 A 11140	000 801 000000	142	CASH WITH TRUSTEE - CTE RESERV	0.00
142 A 11140	000 801 99142	142		0.00
142 A 11140	000 802 99142	142		0.00
142 A 11140	000 803 99142	142		0.00
142 A 11140	000 891 000000	142	CASH WITH TRUSTEE - STATE DISC	0.00
142 A 11140	000 891 99142	142		1,405.19
142 A 11140	000 892 000000	142	CASH WITH TRUSTEE - DISC PRESC	0.00
142 A 11140	000 892 99142	142		0.00
142 A 11140	000 893 000000	142	CASH WITH TRUSTEE - IDEA DISC	0.00
142 A 11140	000 893 99142	142		0.00
142 A 11140	000 894 000000	142	CASH WITH TRUSTEE - FS GRAY	0.00
142 A 11140	000 894 99142	142		0.00
142 A 11140	000 895 000000	142	CASH WITH TRUSTEE - FS JM	0.00
142 A 11140	000 895 99142	142		0.00
142 A 11140	000 896 000000	142	CASH WITH TRUSTEE - FS SS	0.00
142 A 11140	000 896 99142	142		0.00
142 A 11140	000 897 99142	142		0.00
142 A 11140	000 898 99142	142		0.00
142 A 11140	000 899 99141	141		0.00
142 A 11140	000 899 99142	142		1,405.19CR
142 A 11140	000 900 000000	000	CASH WITH TRUSTEE-IDEA PART B	702.74CR

Fnd T Acct	Obj Prj Loc	Prg	Account Level Description	Amount
A			Asset	
142 A 11140 000 900 00000 142			CASH WITH TRUSTEE-IDEA PART B	0.00
142 A 11140 000 900 99141 141				0.00
142 A 11140 000 900 99142 142				11,527.37CR
142 A 11140 000 901 00000 142			EDUCATION HANDICAPPED ACT - I	0.00
142 A 11140 000 902 00000 142			EDUCATION HANDICAPPED ACT - ID	0.00
142 A 11140 000 910 00000 142			CASH WITH TRUSTEE - IDEA PRESC	0.00
142 A 11140 000 910 99141 141				0.00
142 A 11140 000 910 99142 142				2,194.82CR
142 A 11140 000 931 99141 141				0.00
142 A 11140 000 931 99142 142				0.00
142 A 11140 000 932 99142 142				0.00
142 A 11140 000 933 99142 142				0.00
142 A 11140 000 934 99142 142				86,259.40CR
142 A 11140 000 935 99142 142				41,000.00CR
142 A 11140 000 936 99142 142				0.00
142 A 11140 000 950 99142 142				0.00
142 A 11140 --- --- ----- ---				855,565.02
142 A 11400 000 900 00000 142			DUE FROM OTHER FUNDS	0.00
142 A 11400 --- --- ----- ---				0.00
142 A 11410 000 000 00000 142				0.00
142 A 11410 --- --- ----- ---				0.00
142 A 11430 000 010 00000 142			DUE FROM OTHER GOVERNMENTS	0.00
142 A 11430 000 100 00000 142			DUE FROM OTHER GOVERNMENTS	0.00
142 A 11430 000 101 00000 142			DUE FROM OTHER GOVERNMENTS	3,798.70CR
142 A 11430 000 160 00000 142			DUE FROM OTHER GOVERNMENTS	1,798.70
142 A 11430 000 171 00000 142			DUE FROM OTHER GOVERNMENTS	0.00
142 A 11430 000 172 00000 142			ADAPTIVE LEARNING TECH. GRANT	0.00
142 A 11430 000 200 00000 142			DUE FROM OTHER GOVERNMENTS	0.00
142 A 11430 000 300 00000 142			DUE FROM OTHER GOVERNMENTS	0.00
142 A 11430 000 440 00000 142			DUE FROM OTHER GOVERNMENTS	0.00
142 A 11430 000 580 00000 142			DUE FROM OTHER GOVERNMENTS	0.00
142 A 11430 000 720 00000 142			DUE FROM OTHER GOVERNMENTS	0.00
142 A 11430 000 800 00000 142			DUE FROM OTHER GOVERNMENTS	0.00
142 A 11430 000 801 00000 142			DUE FROM OTHER GOVERNMENTS	0.00
142 A 11430 000 802 00000 142			PERKINS-NEW SKILLS FOR YOUTH	0.00
142 A 11430 000 891 00000 142			DUE FROM OTHER GOVERNMENTS	0.00
142 A 11430 000 892 00000 142			DUE FROM OTHER GOVERNMENTS	0.00
142 A 11430 000 893 00000 142			DUE FROM OTHER GOVERNMENTS	0.00
142 A 11430 000 894 00000 142			Focus School Gray	0.00
142 A 11430 000 895 00000 142			Focus School JM	0.00
142 A 11430 000 896 00000 000			DUE FROM OTHER GOVERNMENTS	0.00
142 A 11430 000 896 00000 142			Focus Schools SS	0.00
142 A 11430 000 898 00000 142			DUE FROM OTHER GOVERNMENTS	0.00
142 A 11430 000 900 00000 142			DUE FROM OTHER GOVERNMENTS	0.00
142 A 11430 000 910 00000 142			DUE FROM OTHER GOVERNMENTS	0.00
142 A 11430 000 931 00000 142			DUE FROM OTHER GOVERNMENTS	0.00
142 A 11430 000 934 00000 142			DUE FROM OTHER GOVERNMENTS	0.00
142 A 11430 000 935 00000 142			DUE FROM OTHER GOVERNMENTS	41,000.00
142 A 11430 --- --- ----- ---				39,000.00
142 A 11440 000 000 00000 142			DUE FROM OTHER FUNDS	0.00
142 A 11440 000 010 00000 000			DUE FROM OTHER FUNDS-CON ADMIN	0.00

Fnd T Acct	Obj Prj Loc	Prg	Account Level Description	Amount
A Asset				
142 A 11440 000 160 00000 000			TITLE I-D	0.00
142 A 11440 000 440 00000 000			DUE FROM OTHER FUNDS	0.00
142 A 11440 000 800 00000 142			DUE FROM OTHER FUNDS-CTE BASIC	0.00
142 A 11440 000 891 00000 142			DUE FROM OTHER FUNDS-STATE DIS	0.00
142 A 11440 000 892 00000 000			DUE FROM OTHER FUNDS-DISC PREK	0.00
142 A 11440 000 895 00000 000			DUE FROM OTHER FUNDS-FS JMS	0.00
142 A 11440 000 896 00000 000			DUE FROM OTHER FUNDS-FS SS	0.00
142 A 11440 000 900 00000 000			DUE FROM OTHER FUNDS-IDEA B	0.00
142 A 11440 000 900 00000 142				0.00
142 A 11440 000 910 00000 000			DUE FROM OTHER FUNDS	0.00
142 A 11440 000 934 00000 142			DUE FROM OTHER FUNDS	0.00
142 A 11440 000 935 00000 000			DUE FROM OTHER FUNDS	0.00
				<hr/>
142 A 11440 --- --- ----- ---				0.00
142 A 21100 000 000 00000 142			ACCOUNTS PAYABLE	0.00
				<hr/>
142 A 21100 --- --- ----- ---				0.00
142 A 21500 000 000 00000 142			DUE TO OTHER FUNDS	0.00
				<hr/>
142 A 21500 --- --- ----- ---				0.00
				<hr/>
142 A ----- --- --- ----- ---				894,565.02
				=====
L Liability				
142 L 21100 000 010 00000 000			ACCOUNTS PAYABLE	7.79
142 L 21100 000 100 00000 000			ACCOUNTS PAYABLE	6,996.85CR
142 L 21100 000 101 00000 000				0.00
142 L 21100 000 160 00000 000			TITLE I-D	0.00
142 L 21100 000 171 00000 000				0.00
142 L 21100 000 172 00000 000				0.00
142 L 21100 000 200 00000 000			ACCOUNTS PAYABLE	441.64CR
142 L 21100 000 440 00000 000			ACCOUNTS PAYABLE	354.13CR
142 L 21100 000 720 00000 000				0.00
142 L 21100 000 800 00000 000			ACCOUNTS PAYABLE	0.00
142 L 21100 000 801 00000 000			ACCOUNTS PAYABLE	0.00
142 L 21100 000 802 00000 000				0.00
142 L 21100 000 803 00000 000				0.00
142 L 21100 000 891 00000 000			ACCOUNTS PAYABLE	0.00
142 L 21100 000 892 00000 000			ACCOUNTS PAYABLE	0.00
142 L 21100 000 893 00000 000			ACCOUNTS PAYABLE	0.00
142 L 21100 000 894 00000 000			ACCOUNTS PAYABLE	0.00
142 L 21100 000 895 00000 000			ACCOUNTS PAYABLE	0.00
142 L 21100 000 896 00000 000			ACCOUNTS PAYABLE	0.00
142 L 21100 000 897 00000 000				0.00
142 L 21100 000 898 00000 000				0.00
142 L 21100 000 899 00000 000				0.00
142 L 21100 000 900 00000 000			ACCOUNTS PAYABLE	0.00
142 L 21100 000 910 00000 000			ACCOUNTS PAYABLE	0.00
142 L 21100 000 931 00000 000				0.00
142 L 21100 000 932 00000 000				0.00
142 L 21100 000 933 00000 000				0.00
142 L 21100 000 934 00000 000				0.00

Fnd T Acct	Obj Prj Loc	Prg	Account Level Description	Amount
L			Liability	
142 L 21100	000 935	00000 000		0.00
142 L 21100	000 936	00000 000		0.00
142 L 21100	000 950	00000 000		0.00
142 L 21100	---	---	-----	7,784.83CR
142 L 21200	000 100	00000 000	ACCRUED PAYROLL	0.00
142 L 21200	000 931	00000 000	ACCRUED PAYROLL	0.00
142 L 21200	000 934	00000 000	ACCRUED PAYROLL	0.00
142 L 21200	000 935	00000 000	ACCRUED PAYROLL	0.00
142 L 21200	---	---	-----	0.00
142 L 21310	000 000	00000 000		0.00
142 L 21310	000 010	00000 000	INCOME TAX WITHHELD AND UNPAID	0.00
142 L 21310	000 100	00000 000	INCOME TAX WITHHELD AND UNPAID	0.00
142 L 21310	000 160	00000 000	TITLE I-D	0.00
142 L 21310	000 200	00000 000	INCOME TAX WITHHELD AND UNPAID	0.00
142 L 21310	000 440	00000 000	INCOME TAX WITHHELD AND UNPAID	0.00
142 L 21310	000 580	00000 000	INCOME TAX WITHHELD AND UNPAID	0.00
142 L 21310	000 720	00000 000		0.00
142 L 21310	000 800	00000 000	INCOME TAX WITHHELD AND UNPAID	0.00
142 L 21310	000 891	00000 000	INCOME TAX WITHHELD AND UNPAID	0.00
142 L 21310	000 892	00000 000	INCOME TAX WITHHELD AND UNPAID	0.00
142 L 21310	000 894	00000 000	INCOME TAX WITHHELD AND UNPAID	0.00
142 L 21310	000 895	00000 000	INCOME TAX WITHHELD AND UNPAID	0.00
142 L 21310	000 896	00000 000	INCOME TAX WITHHELD AND UNPAID	0.00
142 L 21310	000 900	00000 000	INCOME TAX WITHHELD AND UNPAID	0.00
142 L 21310	000 910	00000 000	INCOME TAX WITHHELD AND UNPAID	0.00
142 L 21310	000 931	00000 000		0.00
142 L 21310	000 934	00000 000		0.00
142 L 21310	000 950	00000 000		0.00
142 L 21310	---	---	-----	0.00
142 L 21320	000 000	00000 000		0.00
142 L 21320	000 010	00000 000	SOCIAL SECURITY TAX	0.00
142 L 21320	000 100	00000 000	SOCIAL SECURITY TAX	0.00
142 L 21320	000 160	00000 000	TITLE I-D	0.00
142 L 21320	000 200	00000 000	SOCIAL SECURITY TAX	0.00
142 L 21320	000 440	00000 000	SOCIAL SECURITY TAX	0.00
142 L 21320	000 580	00000 000	SOCIAL SECURITY TAX	0.00
142 L 21320	000 720	00000 000		0.00
142 L 21320	000 800	00000 000	SOCIAL SECURITY TAX	0.00
142 L 21320	000 891	00000 000	SOCIAL SECURITY TAX	0.00
142 L 21320	000 894	00000 000	SOCIAL SECURITY TAX	0.00
142 L 21320	000 895	00000 000	SOCIAL SECURITY TAX	0.00
142 L 21320	000 896	00000 000	SOCIAL SECURITY TAX	0.00
142 L 21320	000 900	00000 000	SOCIAL SECURITY TAX	0.00
142 L 21320	000 910	00000 000	SOCIAL SECURITY TAX	0.00
142 L 21320	000 931	00000 000		0.00
142 L 21320	000 934	00000 000		0.00
142 L 21320	000 950	00000 000		0.00
142 L 21320	---	---	-----	0.00
142 L 21325	000 000	00000 000		0.00
142 L 21325	000 010	00000 000	EMPLOYEE MEDICARE DEDUCTION	0.00
142 L 21325	000 100	00000 000	EMPLOYEE MEDICARE DEDUCTION	0.00

Fnd T Acct	Obj Prj Loc	Prg	Account Level Description	Amount
L			Liability	
142 L 21325 000 160 00000 000			TITLE I-D	0.00
142 L 21325 000 200 00000 000			EMPLOYEE MEDICARE DEDUCTION	0.00
142 L 21325 000 440 00000 000			EMPLOYEE MEDICARE DEDUCTION	0.00
142 L 21325 000 580 00000 000			EMPLOYEE MEDICARE DEDUCTION	0.00
142 L 21325 000 720 00000 000				0.00
142 L 21325 000 800 00000 000			EMPLOYEE MEDICARE DEDUCTION	0.00
142 L 21325 000 891 00000 000			EMPLOYEE MEDICARE DEDUCTION	0.00
142 L 21325 000 892 00000 000			EMPLOYEE MEDICARE DEDUCTION	0.00
142 L 21325 000 894 00000 000			EMPLOYEE MEDICARE DEDUCTION	0.00
142 L 21325 000 895 00000 000			EMPLOYEE MEDICARE DEDUCTION	0.00
142 L 21325 000 896 00000 000			EMPLOYEE MEDICARE DEDUCTION	0.00
142 L 21325 000 900 00000 000			EMPLOYEE MEDICARE DEDUCTION	0.00
142 L 21325 000 910 00000 000			EMPLOYEE MEDICARE DEDUCTION	0.00
142 L 21325 000 931 00000 000				0.00
142 L 21325 000 934 00000 000				0.00
142 L 21325 000 950 00000 000				0.00
142 L 21325 --- --- ----- ---				0.00
142 L 21330 000 000 00000 000				0.00
142 L 21330 000 010 00000 000			RETIREMENT CONTRIBUTIONS	323.66CR
142 L 21330 000 100 00000 000			RETIREMENT CONTRIBUTIONS	0.00
142 L 21330 000 160 00000 000			TITLE I-D	0.00
142 L 21330 000 200 00000 000			RETIREMENT CONTRIBUTIONS	0.00
142 L 21330 000 440 00000 000			RETIREMENT CONTRIBUTIONS	0.00
142 L 21330 000 580 00000 000			RETIREMENT CONTRIBUTIONS	0.00
142 L 21330 000 720 00000 000				0.00
142 L 21330 000 800 00000 000			RETIREMENT CONTRIBUTIONS	0.00
142 L 21330 000 891 00000 000			RETIREMENT CONTRIBUTIONS	0.00
142 L 21330 000 892 00000 000				0.00
142 L 21330 000 894 00000 000				0.00
142 L 21330 000 895 00000 000			RETIREMENT CONTRIBUTIONS	0.00
142 L 21330 000 896 00000 000				0.00
142 L 21330 000 900 00000 000			RETIREMENT CONTRIBUTIONS	0.00
142 L 21330 000 910 00000 000			RETIREMENT CONTRIBUTIONS	0.00
142 L 21330 000 931 00000 000				0.00
142 L 21330 000 934 00000 000				0.00
142 L 21330 000 950 00000 000				0.00
142 L 21330 --- --- ----- ---				323.66CR
142 L 21339 000 000 00000 000				0.00
142 L 21339 000 010 00000 000			STATE DENTAL PLAN	0.00
142 L 21339 000 100 00000 000			STATE DENTAL PLAN	0.00
142 L 21339 000 160 00000 000			STATE DENTAL PLAN	0.00
142 L 21339 000 200 00000 000			STATE DENTAL PLAN	0.00
142 L 21339 000 440 00000 000			STATE DENTAL PLAN	0.00
142 L 21339 000 580 00000 000			STATE DENTAL PLAN	0.00
142 L 21339 000 800 00000 000			STATE DENTAL PLAN	0.00
142 L 21339 000 891 00000 000			STATE DENTAL PLAN	0.00
142 L 21339 000 892 00000 000			STATE DENTAL PLAN	0.00
142 L 21339 000 900 00000 000			STATE DENTAL PLAN	0.00
142 L 21339 000 910 00000 000				0.00
142 L 21339 --- --- ----- ---				0.00
142 L 21340 000 000 00000 000				0.00
142 L 21340 000 010 00000 000			INSURANCE CONTRIBUTIONS	279.00CR

Fnd T Acct	Obj Prj Loc	Prg	Account Level Description	Amount
L			Liability	
142 L 21340	000 100 00000	000	INSURANCE CONTRIBUTIONS	0.00
142 L 21340	000 160 00000	000	INSURANCE CONTRIBUTIONS	0.00
142 L 21340	000 200 00000	000	INSURANCE CONTRIBUTIONS	0.00
142 L 21340	000 440 00000	000	INSURANCE CONTRIBUTIONS	0.00
142 L 21340	000 580 00000	000	INSURANCE CONTRIBUTIONS	0.00
142 L 21340	000 800 00000	000	INSURANCE CONTRIBUTIONS	0.00
142 L 21340	000 891 00000	000	INSURANCE CONTRIBUTIONS	0.00
142 L 21340	000 892 00000	000	MEDICAL INSURANCE PAYABLE	0.00
142 L 21340	000 900 00000	000	INSURANCE CONTRIBUTIONS	1,500.00
142 L 21340	000 910 00000	000	INSURANCE CONTRIBUTIONS	0.00
				<hr/>
142 L 21340	---	---	-----	1,221.00
142 L 21342	000 100 00000	000	HARTFORD ROTH	0.00
142 L 21342	000 160 00000	000	HARTFORD ROTH	0.00
142 L 21342	000 200 00000	000	HARTFORD ROTH	0.00
142 L 21342	000 440 00000	000	HARTFORD ROTH	0.00
142 L 21342	000 900 00000	000	HARTFORD ROTH	0.00
142 L 21342	000 910 00000	000		0.00
				<hr/>
142 L 21342	---	---	-----	0.00
142 L 21343	000 000 00000	000		0.00
142 L 21343	000 010 00000	000	AMERICAN FAMILY LIFE	76.74CR
142 L 21343	000 100 00000	000	AMERICAN FAMILY LIFE	0.00
142 L 21343	000 160 00000	000	AMERICAN FAMILY LIFE	0.00
142 L 21343	000 200 00000	000	AMERICAN FAMILY LIFE	0.00
142 L 21343	000 440 00000	000	AMERICAN FAMILY LIFE	0.00
142 L 21343	000 800 00000	000	AMERICAN FAMILY LIFE	0.00
142 L 21343	000 900 00000	000	AMERICAN FAMILY LIFE	0.00
142 L 21343	000 910 00000	000	AMERICAN FAMILY LIFE	0.00
				<hr/>
142 L 21343	---	---	-----	76.74CR
142 L 21344	000 100 00000	000	HORACE MANN LIFE INS	0.00
142 L 21344	000 160 00000	000	TITLE I-D	0.00
142 L 21344	000 900 00000	000	HORACE MANN LIFE INS	0.00
				<hr/>
142 L 21344	---	---	-----	0.00
142 L 21346	000 000 00000	000		0.00
142 L 21346	000 010 00000	000	WASHINGTON NATIONAL INS	0.00
142 L 21346	000 160 00000	000	TITLE I-D	0.00
142 L 21346	000 900 00000	000	WASHINGTON NATIONAL INS	0.00
142 L 21346	000 910 00000	000	WASHINGTON NATIONAL INS	0.00
				<hr/>
142 L 21346	---	---	-----	0.00
142 L 21347	000 000 00000	000		0.00
142 L 21347	000 100 00000	000	LIBERTY NATIONAL	0.00
142 L 21347	000 440 00000	000	LIBERTY NATIONAL	0.00
142 L 21347	000 800 00000	000	DEARBORN NATIONAL LIFE INSURAN	0.00
142 L 21347	000 900 00000	000	LIBERTY NATIONAL	0.00
142 L 21347	000 910 00000	000	LIBERTY NATIONAL	0.00
				<hr/>
142 L 21347	---	---	-----	0.00
142 L 21348	000 000 00000	000		0.00
142 L 21348	000 010 00000	000	MEDICAL INSURANCE	105.00CR
142 L 21348	000 100 00000	000	MEDICAL INSURANCE	0.00
142 L 21348	000 160 00000	000	MEDICAL INSURANCE	0.00

Fnd T Acct	Obj Prj Loc	Prg	Account Level Description	Amount
L			Liability	
142 L 21348	000 200 00000	000	EMPLOYEE INSURANCE DEDUCTIONS	0.00
142 L 21348	000 440 00000	000	MEDICAL INSURANCE	0.00
142 L 21348	000 580 00000	000	MEDICAL INSURANCE	0.00
142 L 21348	000 800 00000	000	MEDICAL INSURANCE	0.00
142 L 21348	000 891 00000	000	EMPLOYEE INSURANCE DEDUCTIONS	0.00
142 L 21348	000 900 00000	000	MEDICAL INSURANCE	475.00
142 L 21348	000 910 00000	000	MEDICAL INSURANCE	0.00
				<hr/>
142 L 21348	---	---	---	370.00
142 L 21349	000 010 00000	000		0.00
142 L 21349	000 100 00000	000	UNITED WAY	0.00
142 L 21349	000 200 00000	000		0.00
142 L 21349	000 440 00000	000		0.00
142 L 21349	000 900 00000	000	UNITED WAY	0.00
				<hr/>
142 L 21349	---	---	---	0.00
142 L 21351	000 010 00000	000	HORACE MANN ANNUITY	0.00
142 L 21351	000 100 00000	000	HORACE MANN ANNUITY	0.00
142 L 21351	000 160 00000	000	HORACE MANN ANNUITY	0.00
142 L 21351	000 200 00000	000	HORACE MANN ANNUITY	0.00
142 L 21351	000 440 00000	000	HORACE MANN ANNUITY	0.00
142 L 21351	000 580 00000	000	HORACE MANN ANNUITY	0.00
				<hr/>
142 L 21351	---	---	---	0.00
142 L 21353	000 000 00000	000		0.00
142 L 21353	000 010 00000	000	DAVIS VISION	9.31CR
142 L 21353	000 100 00000	000	DAVIS VISION	0.00
142 L 21353	000 160 00000	000	DAVIS VISION	0.00
142 L 21353	000 200 00000	000	DAVIS VISION	0.00
142 L 21353	000 440 00000	000	DAVIS VISION	0.00
142 L 21353	000 580 00000	000	DAVIS VISION	0.00
142 L 21353	000 800 00000	000	DAVIS VISION	0.00
142 L 21353	000 900 00000	000	DAVIS VISION	0.00
				<hr/>
142 L 21353	---	---	---	9.31CR
142 L 21354	000 000 00000	000	ONE AMERICA	0.00
142 L 21354	000 100 00000	000	ONE AMERICA	206.34
142 L 21354	000 160 00000	000	ONE AMERICA	0.00
142 L 21354	000 200 00000	000	ONE AMERICA	0.00
142 L 21354	000 440 00000	000	ONE AMERICA	0.00
142 L 21354	000 580 00000	000	ONE AMERICA	0.00
142 L 21354	000 800 00000	000	ONE AMERICA	0.00
142 L 21354	000 891 00000	000	ONE AMERICA	0.00
142 L 21354	000 900 00000	000	ONE AMERICA	375.90
142 L 21354	000 910 00000	000	ONE AMERICA	24.30
				<hr/>
142 L 21354	---	---	---	606.54
142 L 21356	000 100 00000	000	TRUSTMARK	0.00
142 L 21356	000 160 00000	000	TRUSTMARK	0.00
142 L 21356	000 200 00000	000	TRUSTMARK	0.00
142 L 21356	000 900 00000	000	TRUSTMARK	0.00
				<hr/>
142 L 21356	---	---	---	0.00
142 L 21357	000 100 00000	000	MODERN WOODMEN INS PAYABL	0.00
				<hr/>

Fnd T Acct	Obj	Prj	Loc	Prg	Account Level Description	Amount
L					Liability	
142 L 21357	---	---	-----	---		0.00
142 L 21359	000	000	00000	000	HYBRID PRETAXED CONTRIBUTION	0.00
142 L 21359	000	100	00000	000	HYBRID PRETAXED CONTRIBUTION	0.00
142 L 21359	000	200	00000	000	HYBRID PRETAXED CONTRIBUTION	0.00
142 L 21359	000	440	00000	000	HYBRID PRETAXED CONTRIBUTION	0.00
142 L 21359	000	720	00000	000		0.00
142 L 21359	000	891	00000	000	HYBRID PRETAXED CONTRIBUTION	0.00
142 L 21359	000	900	00000	000	HYBRID PRETAXED CONTRIBUTION	0.00
142 L 21359	000	931	00000	000		0.00
142 L 21359	000	934	00000	000		0.00
142 L 21359	---	---	-----	---		0.00
142 L 21360	000	100	00000	000	GARNISHMENTS AND LEVIES	0.00
142 L 21360	000	900	00000	000	GARNISHMENTS AND LEVIES	0.00
142 L 21360	---	---	-----	---		0.00
142 L 21362	000	000	00000	000		0.00
142 L 21362	000	100	00000	000	USABLE LIFE INS	0.00
142 L 21362	000	200	00000	000	USABLE LIFE INS	0.00
142 L 21362	000	580	00000	000	USABLE LIFE INS	0.00
142 L 21362	000	800	00000	000	USABLE Life	0.00
142 L 21362	000	900	00000	000	USABLE LIFE INS	0.00
142 L 21362	000	910	00000	000	USABLE LIFE INS	0.00
142 L 21362	201	000	00000	000		0.00
142 L 21362	201	100	00000	000	SOCIAL SECURITY	0.00
142 L 21362	201	200	00000	000	SOCIAL SECURITY	0.00
142 L 21362	201	900	00000	000	SOCIAL SECURITY	0.00
142 L 21362	201	910	00000	000	SOCIAL SECURITY	0.00
142 L 21362	204	000	00000	000		0.00
142 L 21362	204	100	00000	000	STATE RETIREMENT	0.00
142 L 21362	204	200	00000	000	STATE RETIREMENT	0.00
142 L 21362	204	900	00000	000	STATE RETIREMENT	0.00
142 L 21362	204	910	00000	000	STATE RETIREMENT	0.00
142 L 21362	207	000	00000	000		0.00
142 L 21362	207	100	00000	000	MEDICAL INSURANCE	0.00
142 L 21362	207	160	00000	000	MEDICAL INSURANCE	0.00
142 L 21362	207	200	00000	000	MEDICAL INSURANCE	0.00
142 L 21362	207	900	00000	000	MEDICAL INSURANCE	0.00
142 L 21362	207	910	00000	000	MEDICAL INSURANCE	0.00
142 L 21362	212	000	00000	000		0.00
142 L 21362	212	100	00000	000	MEDICARE	0.00
142 L 21362	212	200	00000	000	MEDICARE	0.00
142 L 21362	212	900	00000	000	MEDICARE	0.00
142 L 21362	212	910	00000	000	MEDICARE	0.00
142 L 21362	---	---	-----	---		0.00
142 L 21365	000	010	00000	000		0.00
142 L 21365	000	100	00000	000	WAGeworks	0.00
142 L 21365	000	200	00000	000	WAGeworks	0.00
142 L 21365	000	580	00000	000	WAGeworks	0.00
142 L 21365	000	900	00000	000	WAGeworks	0.00
142 L 21365	---	---	-----	---		0.00
142 L 21366	000	100	00000	000		0.00
142 L 21366	000	200	00000	000		0.00

Fnd T Acct	Obj Prj Loc	Prg	Account Level Description	Amount
L			Liability	
142 L 21366 000 900 00000 000			LSW/VALUE TEACH	0.00
142 L 21366 --- --- ----- ---				0.00
142 L 21370 000 010 00000 000			AIG RETIREMENT (VALIC)	0.00
142 L 21370 000 100 00000 000			AIG RETIREMENT (VALIC)	0.00
142 L 21370 000 200 00000 000			AIG RETIREMENT (VALIC)	0.00
142 L 21370 000 440 00000 000			AIG RETIREMENT (VALIC)	0.00
142 L 21370 --- --- ----- ---				0.00
142 L 21380 000 010 00000 000			CREDIT UNION DEDUCTION	0.00
142 L 21380 000 100 00000 000			CREDIT UNION DEDUCTION	0.00
142 L 21380 000 580 00000 000			CREDIT UNION DEDUCTION	0.00
142 L 21380 --- --- ----- ---				0.00
142 L 21390 000 010 00000 000			NEA TEA WCEA DUES	0.00
142 L 21390 000 100 00000 000			NEA TEA WCEA DUES	0.00
142 L 21390 000 200 00000 000			NEA TEA WCEA DUES	0.00
142 L 21390 000 580 00000 000			NEA TEA WCEA DUES	0.00
142 L 21390 000 900 00000 000			NEA TEA WCEA DUES	0.00
142 L 21390 --- --- ----- ---				0.00
142 L 21392 000 900 00000 000				0.00
142 L 21392 --- --- ----- ---				0.00
142 L 21500 000 000 00000 000				0.00
142 L 21500 000 010 00000 000			DUE TO OTHER FUNDS	7.79CR
142 L 21500 000 100 00000 000			DUE TO OTHER FUNDS	6,996.85
142 L 21500 000 160 00000 000			DUE TO OTHER FUNDS	0.00
142 L 21500 000 200 00000 000			DUE TO OTHER FUNDS	441.64
142 L 21500 000 300 00000 000			DUE TO OTHER FUNDS	0.00
142 L 21500 000 440 00000 000			DUE TO OTHER FUNDS	354.13
142 L 21500 000 720 00000 000			DUE TO OTHER FUNDS	0.00
142 L 21500 000 800 00000 000			DUE TO OTHER FUNDS	0.00
142 L 21500 000 891 00000 000			DUE TO OTHER FUNDS	0.00
142 L 21500 000 892 00000 000			DUE TO OTHER FUNDS	0.00
142 L 21500 000 894 00000 000			DUE TO OTHER FUNDS	0.00
142 L 21500 000 896 00000 000			Due To Other Funds	0.00
142 L 21500 000 900 00000 000			DUE TO OTHER FUNDS	0.00
142 L 21500 000 910 00000 000			DUE TO OTHER FUNDS	0.00
142 L 21500 000 935 00000 000			DUE TO OTHER FUNDS	0.00
142 L 21500 --- --- ----- ---				7,784.83
142 L 21530 000 000 00000 000			DUE TO STATE OF TENNESSEE	0.00
142 L 21530 000 010 00000 000			DUE TO STATE OF TENNESSEE	0.00
142 L 21530 000 200 00000 000			DUE TO STATE OF TENNESSEE	0.00
142 L 21530 000 800 00000 000			DUE TO STATE OF TN	0.00
142 L 21530 000 892 00000 000			Due to State of Tennessee	0.00
142 L 21530 000 900 00000 000			DUE TO STATE OF TENNESSEE	0.00
142 L 21530 --- --- ----- ---				0.00
142 L 21535 000 100 00000 000			DAVIS VISION	0.00
142 L 21535 --- --- ----- ---				0.00
142 L 21900 000 000 00000 000				0.00
142 L 21900 000 010 00000 000			OTHER CURRENT LIABILITIES	0.00

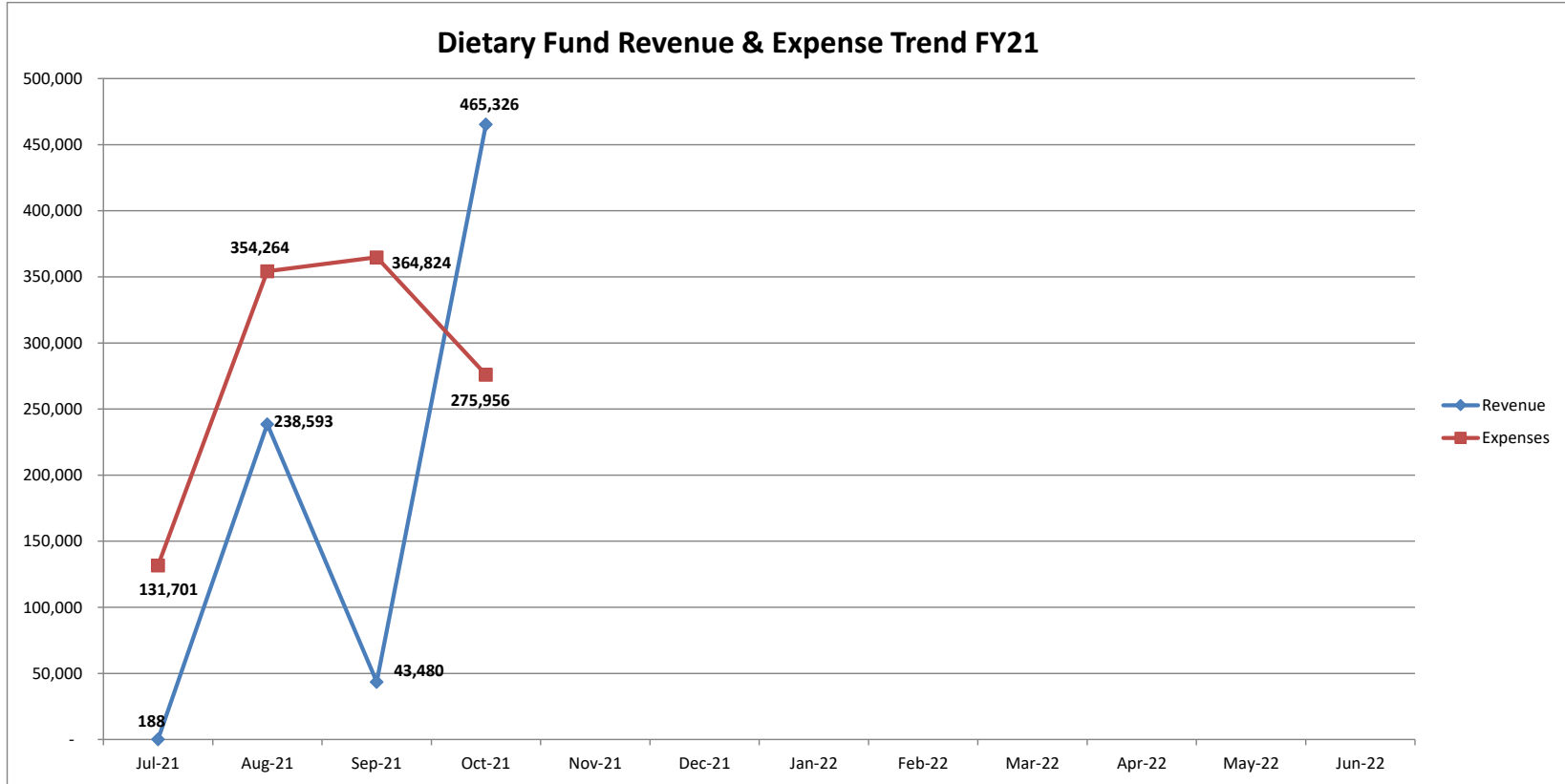
Fnd T Acct	Obj Prj Loc	Prg	Account Level Description	Amount
L Liability				
142 L	21900 000 100 00000 000		OTHER CURRENT LIABILITIES	0.00
142 L	21900 000 160 00000 000		OTHER CURRENT LIABILITIES	0.00
142 L	21900 000 200 00000 000		OTHER CURRENT LIABILITIES	0.00
142 L	21900 000 440 00000 000		OTHER CURRENT LIABIILITIES	0.00
142 L	21900 000 720 00000 000			0.00
142 L	21900 000 800 00000 000		OTHER CURRENT LIABILITIES	0.00
142 L	21900 000 891 00000 000		OTHER CURRENT LIABILITIES	0.00
142 L	21900 000 894 00000 000		OTHER CURRENT LIABILITIES	0.00
142 L	21900 000 895 00000 000		OTHER CURRENT LIABILITIES	0.00
142 L	21900 000 896 00000 000		OTHER CURRENT LIABILITIES	0.00
142 L	21900 000 900 00000 000		OTHER CURRENT LIABILITIES	0.00
142 L	21900 000 910 00000 000		OTHER CURRENT LIABILITIES	0.00
142 L	21900 000 931 00000 000			0.00
142 L	21900 000 934 00000 000			0.00
142 L	21900 000 950 00000 000			0.00
				<hr/>
142 L	21900 --- --- ----- ---			0.00
				<hr/>
142 L	----- --- --- ----- ---			1,787.83
				=====
Q Equity				
142 Q	34100 000 800 00000 000		PO PAYABLE	0.00
				<hr/>
142 Q	34100 --- --- ----- ---			0.00
142 Q	34110 000 000 00000 000		PURCHASE ORDER PAYABLE	0.00
142 Q	34110 000 100 00000 000		PURCHASE ORDER PAYABLE	0.00
142 Q	34110 000 160 00000 000		PURCHASE ORDER PAYABLE	0.00
142 Q	34110 000 200 00000 000		PURCHASE ORDER PAYABLE	0.00
142 Q	34110 000 440 00000 000		PURCHASE ORDER PAYABLE	0.00
142 Q	34110 000 800 00000 000		PURCHASE ORDER PAYABLE	0.00
142 Q	34110 000 891 00000 000		PURCHASE ORDER PAYABLE	0.00
142 Q	34110 000 892 00000 000		PURCHASE ORDER PAYABLE	0.00
142 Q	34110 000 893 00000 000		PURCHASE ORDER PAYABLE	0.00
				<hr/>
142 Q	34110 --- --- ----- ---			0.00
142 Q	34111 000 000 00000 000			0.00
				<hr/>
142 Q	34111 --- --- ----- ---			0.00
142 Q	34120 000 000 00000 000			0.00
				<hr/>
142 Q	34120 --- --- ----- ---			0.00
142 Q	39000 000 000 00000 000			983,019.67CR
142 Q	39000 000 010 00000 000		REV EXP SUMMARY FLOW THROUGH	109,490.50
142 Q	39000 000 100 00000 000		REV EXP SUMMARY FLOW THROUGH	107,110.61CR
142 Q	39000 000 101 00000 000			0.00
142 Q	39000 000 160 00000 000		REV EXP SUMMARY FLOW THROUGH	0.00
142 Q	39000 000 171 00000 000			0.00
142 Q	39000 000 172 00000 000			0.00
142 Q	39000 000 200 00000 000		REV EXP SUMMARY FLOW THROUGH	14,022.20CR
142 Q	39000 000 440 00000 000		REV EXP SUMMARY FLOW THROUGH	0.00
142 Q	39000 000 720 00000 000			0.00
142 Q	39000 000 800 00000 000		REV EXP SUMMARY FLOW THROUGH	0.00

Fnd T Acct	Obj Prj Loc	Prg	Account Level Description	Amount
Q			Equity	
142 Q	39000 000 801 00000 000		REV EXP SUMMARY FLOW THROUGH	0.00
142 Q	39000 000 802 00000 000			0.00
142 Q	39000 000 803 00000 000			0.00
142 Q	39000 000 891 00000 000		REV EXP SUMMARY FLOW THROUGH	0.00
142 Q	39000 000 892 00000 000		REV EXP SUMMARY FLOW THROUGH	0.00
142 Q	39000 000 893 00000 000		REV EXP SUMMARY FLOW THROUGH	0.00
142 Q	39000 000 894 00000 000		REV EXP SUMMARY FLOW THROUGH	0.00
142 Q	39000 000 895 00000 000		REV EXP SUMMARY FLOW THROUGH	0.00
142 Q	39000 000 896 00000 000		REV EXP SUMMARY FLOW THROUGH	0.00
142 Q	39000 000 897 00000 000			0.00
142 Q	39000 000 898 00000 000			0.00
142 Q	39000 000 899 00000 000			0.00
142 Q	39000 000 900 00000 000		REV EXP SUMMARY FLOW THROUGH	7,934.49
142 Q	39000 000 910 00000 000		REV EXP SUMMARY FLOW THROUGH	4,115.24
142 Q	39000 000 931 00000 000			0.00
142 Q	39000 000 932 00000 000			0.00
142 Q	39000 000 933 00000 000			0.00
142 Q	39000 000 934 00000 000			86,259.40
142 Q	39000 000 935 00000 000			0.00
142 Q	39000 000 936 00000 000			0.00
142 Q	39000 000 950 00000 000			0.00
142 Q	39000 --- --- ----- ---			896,352.85CR
142 Q	----- --- --- ----- ---			896,352.85CR
				=====
Grand Asset Totals				894,565.02
Grand Liability Totals				1,787.83
Grand Equity Totals				896,352.85CR
Grand Totals				0.00

Number of Accounts: 467

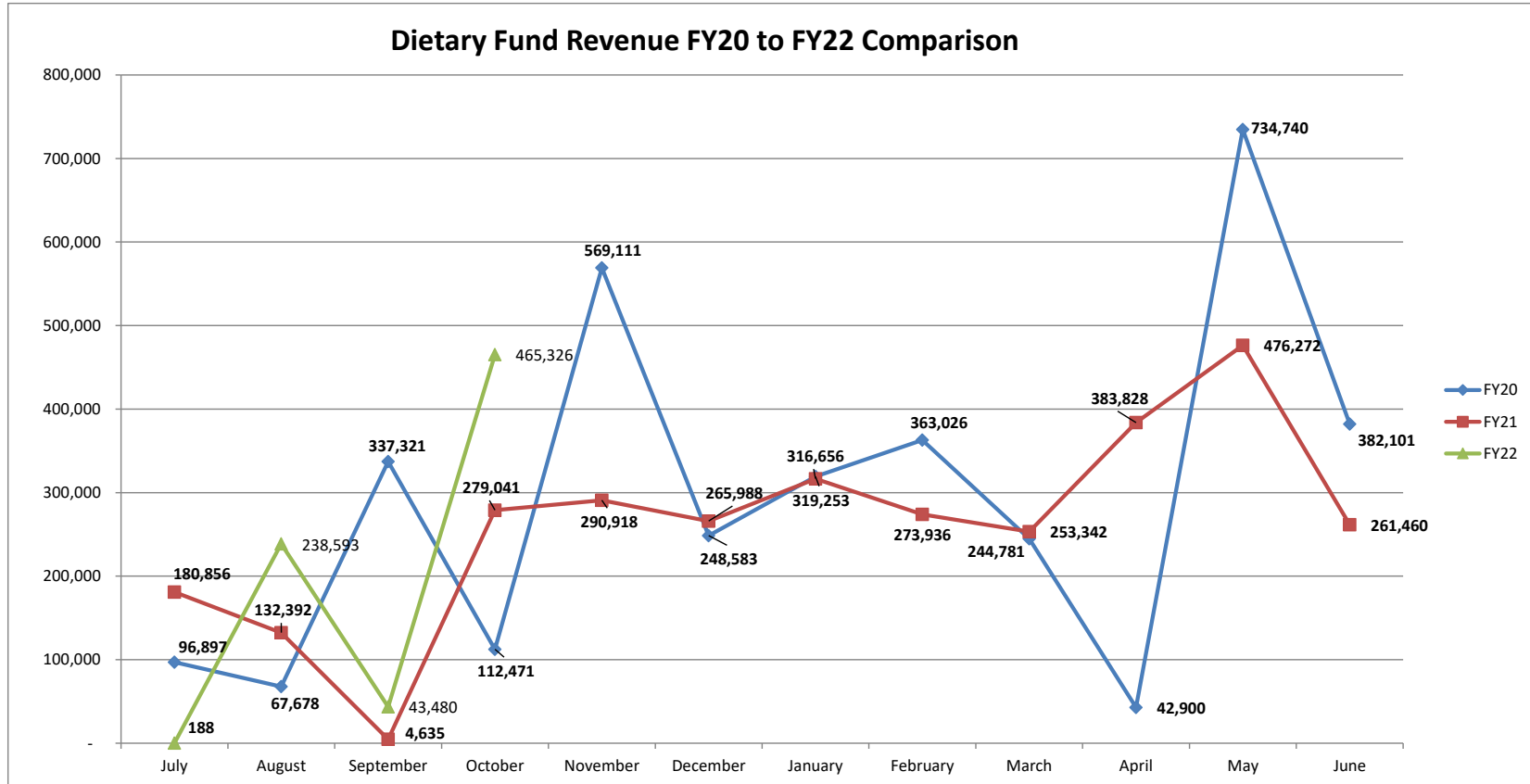
***** End of report *****

	<u>Jul-21</u>	<u>Aug-21</u>	<u>Sep-21</u>	<u>Oct-21</u>	<u>Nov-21</u>	<u>Dec-21</u>	<u>Jan-22</u>	<u>Feb-22</u>	<u>Mar-22</u>	<u>Apr-22</u>	<u>May-22</u>	<u>Jun-22</u>	Totals-October
Revenue	188	238,593	43,480	465,326									747,588
Expenses	131,701	354,264	364,824	275,956									1,126,745
Variance	(131,513)	(115,671)	(321,343)	189,370	-	-	-	-	-	-	-	-	(379,157)



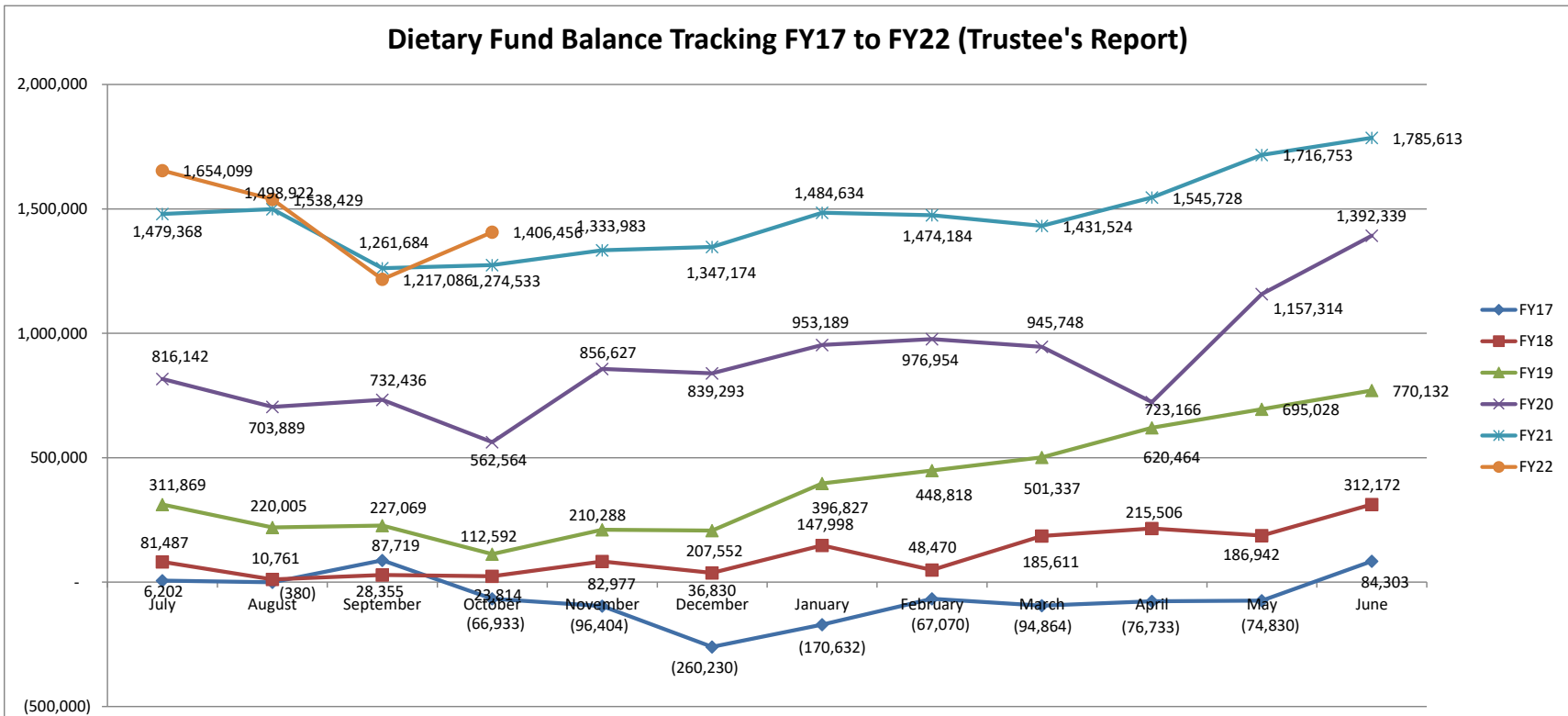
Revenue Comparison

	July	August	September	October	November	December	January	February	March	April	May	June	Totals-October
FY18	56,161	57,986	137,772	480,851	299,619	107,422	382,928	115,313	403,556	218,966	324,776	174,522	732,770
FY19	53,086	78,498	314,242	89,217	361,225	246,588	382,380	317,529	322,633	315,330	283,344	178,802	535,044
FY20	96,897	67,678	337,321	112,471	569,111	248,583	319,253	363,026	244,781	42,900	734,740	382,101	614,367
FY21	180,856	132,392	4,635	279,041	290,918	265,988	316,656	273,936	253,342	383,828	476,272	261,460	596,923
FY22	188	238,593	43,480	465,326									747,588
Net Change PY	(180,668)	106,202	38,845	186,285									150,665



Dietary Fund Balance

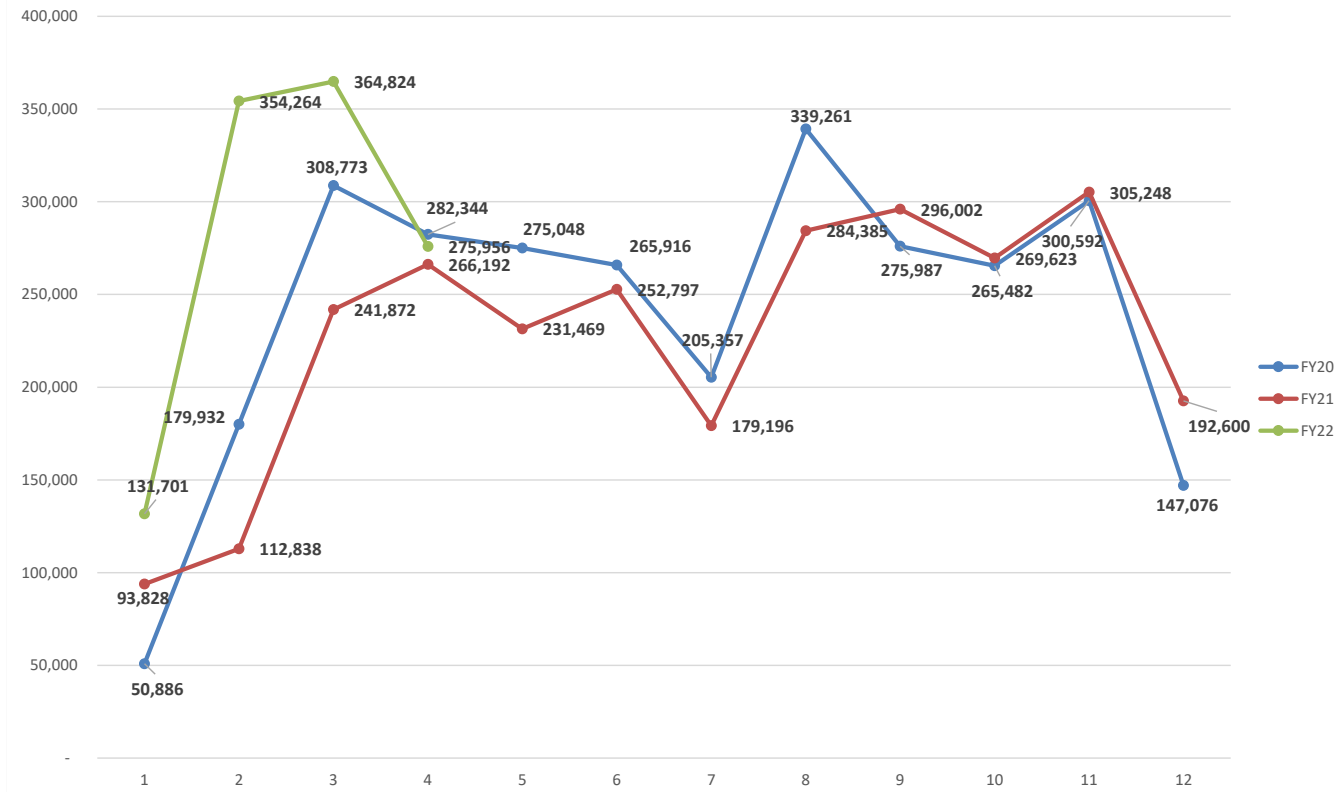
	July	August	September	October	November	December	January	February	March	April	May	June
FY17	6,202	(380)	87,719	(66,933)	(96,404)	(260,230)	(170,632)	(67,070)	(94,864)	(76,733)	(74,830)	84,303
FY18	81,487	10,761	28,355	23,814	82,977	36,830	147,998	48,470	185,611	215,506	186,942	312,172
FY19	311,869	220,005	227,069	112,592	210,288	207,552	396,827	448,818	501,337	620,464	695,028	770,132
FY20	816,142	703,889	732,436	562,564	856,627	839,293	953,189	976,954	945,748	723,166	1,157,314	1,392,339
FY21	1,479,368	1,498,922	1,261,684	1,274,533	1,333,983	1,347,174	1,484,634	1,474,184	1,431,524	1,545,728	1,716,753	1,785,613
FY22	1,654,099	1,538,429	1,217,086	1,406,456	1,333,983	1,347,174	1,484,634	1,474,184	1,431,524	1,545,728	1,716,753	1,785,613
1-Year Results	174,731	39,507	(44,598)	131,923								
2-Year Results	837,957	834,540	484,650	843,892								
3-Year Results	1,342,230	1,318,424	990,017	1,293,864								
4-Year Results	1,572,612	1,527,668	1,188,731	1,382,642								
5-Year Results	1,647,897	1,538,809	1,129,367	1,473,388								



Expense Comparison

	<u>July</u>	<u>August</u>	<u>September</u>	<u>October</u>	<u>November</u>	<u>December</u>	<u>January</u>	<u>February</u>	<u>March</u>	<u>April</u>	<u>May</u>	<u>June</u>	<u>Totals-October</u>	<u>FY Results October</u>
FY18	58,908	128,454	120,178	485,391	240,457	153,569	271,760	214,841	266,415	189,071	353,340	49,292	792,931	\$ (60,161)
FY19	53,389	170,362	307,178	203,695	263,528	249,324	193,106	265,537	270,113	196,203	208,780	103,698	734,624	\$ (199,580)
FY20	50,886	179,932	308,773	282,344	275,048	265,916	205,357	339,261	275,987	265,482	300,592	147,076	821,935	\$ (207,568)
FY21	93,828	112,838	241,872	266,192	231,469	252,797	179,196	284,385	296,002	269,623	305,248	192,600	714,729	\$ (117,806)
FY22	131,701	354,264	364,824	275,956	266,192	205,357	339,261	275,987	265,482	300,592	147,076	192,600	1,126,745	\$ (379,157)
Net Change PY	37,873	241,426	122,951	9,765									412,016	

Dietary Fund Expense Comparison FY20 to FY22



PURCHASING DEPARTMENT
WASHINGTON COUNTY BOARD OF EDUCATION
FEDERAL PROJECTS FUND
PURCHASE ORDER

Purchase Order **34248**
 Date Issued **11/19/2021**
 Appropriation No. **934 72610 720**
 Dept. **CSH - Kelly Wagner**
 School **System Wide**

TO **Home Depot Pro**

NOTICE TO VENDOR

1. Purchase order number **MUST** appear on all invoices submitted for payment.
2. Mail **TWO** copies of your invoice promptly to:
Washington County Board of Education
405 West College Street
Jonesborough, Tennessee 37659
Telephone (423) 753-1105

Deliver to **Maintenance**
306 1/2 Forest Dr.
 Address **Jonesborough TN 37659**

Via **Kelly Wagner**

on or before

ESSE R 2.0

Articles on this order must be charged to account of

ITEM NO.	ARTICLES OR SERVICES	CODE	QUANTITY & UNIT	UNIT PRICE	TOTAL
	(Unless otherwise stated all prices F.O.B. Destination) EKoy EZH2O Filtered Bottle Filling Station with Single ADA Light Gray Water Cooler Hands Free Activation @ GPH Touchless sensor activation (bottle filter + bubbler) Hands free		41	1239.20	50,811.30
	Coop Pricing through Omnia Partners Contract # 116154				
	* DO NOT EXCEED *				
	GRAND TOTAL - INCLUDING ALL ATTACHED PAGES				50,811.30

SUBJECT TO THE FOLLOWING CONDITIONS

1. All packages, cartons or other containers must be plainly marked with the purchase order number.
2. The right is reserved to purchase in the open market and to charge the difference to the Vendor in the event that deliveries are not made at the time specified in the bid and on this order.
3. Whenever a delivery is rejected, the Vendor shall be notified and be given the reason for the rejection. All rejected deliveries shall be held at the Vendor's risk and he shall bear the expense of removal.
4. No changes in or cancellations of this purchase order shall be recognized by the Vendor unless authorized by special form issued by the Purchasing Agent.
5. Acceptance of this order includes acceptance of all terms, prices, delivery, instructions, specifications and conditions stated.
6. The county is not liable for Federal excise tax or state sales tax.
7. Each shipment and/or each purchase order should be covered by separate invoice.

IMPORTANT: INVOICES AND PACKAGES MUST BEAR PURCHASE ORDER NUMBER

VENDOR'S

There is an otherwise unincumbered balance to the credit of the proper appropriation, allotment or fund to meet the expenditure covered by this purchase.

APPROVED:

From: Mitch Meredith [mailto:MMeredith@washingtoncountyttn.org]
Sent: Wednesday, November 10, 2021 12:15 PM
To: Jerry Boyd
Cc: Brad Hale; Joe Grandy; Jodi Jones; Sherry Greene
Subject: Repayment of 2013 Rural School Debt - BOE Request

Director Boyd,

As you may be aware, the county commission retired the 2013 Rural School Debt last month using county reserves to do so. That debt was being retired from the BEP capital allocation. Based on the 2013 debt schedule, the school system is currently responsible for the following.

	Remaining Debt Service	Projected School Pmts	Remaining School Obligation
7/15/2021	242,350.00		
1/15/2022	13,975.00	260,000.00	771,399.00
7/15/2022	243,975.00		771,399.00
1/15/2023	11,100.00	260,000.00	511,399.00
7/15/2023	251,100.00		511,399.00
1/15/2024	7,500.00	260,000.00	251,399.00
7/15/2024	252,500.00		251,399.00
1/15/2025	3,825.00	251,399.00	-
7/15/2025	258,825.00		-
Total	1,285,150.00	1,031,399.00	
6-30-21 Reserve	(253,751.00)		
	1,031,399.00		

At today's budget committee meeting, the committee wanted to extend to the BOE the option of eliminating the future funding obligation by making a current year payment of \$970,000 (the principal amount of bonds due in July 2022, 2023, 2024 and 2025) in lieu of the above \$1,031,399. The committee would like to have an answer from the BOE at the committee's December meeting. Should you or Brad have any questions, please let me know.

Thank you for all you are doing for our students and teachers.

Mitch Meredith
Director of Finance & Administration
 423.753.1847

FACILITIES UPDATE

November 18, 2021

- Reroof at DBHS is progressing. Approximately 85% complete.
- I have not yet accepted the awning replacement at Lamar.
- Ionization of all schools near completion.
- Lighting study has been completed by Excel Energy Group. There is a kickoff meeting Dec. 6th. Plans at this time are to begin Dec. 27.
- Practice football field at DCHS is in process. Some of the dirt from turf installation will be utilized.
- Thomas Weems Architect is working up new cost estimate for DCHS culinary arts department.
- Condemned playground equipment has been removed at Gray school.

WASHINGTON COUNTY BOARD OF EDUCATION

November 4, 2021; 5:30 PM; Board Room of the Central Office

Those present were Chairman Jason Day, Mary Beth Dellinger, Whitney Riddle, David Hammond, Keith Ervin, Chad Fleenor, Mitch Meredith, and Annette Buchanan. Mike Masters was absent.

I. CALL TO ORDER

Chairman Day called the meeting to order. Following a moment of silence.....led the pledge to the flag.

II. Recognition of School System Retirees from 2019-2020 and 2020-2021

Superintendent Jerry Boyd presented the retirees, who were present, with an award honoring their years of service. Mr. Boyd read aloud the names of all retirees.

III. CONSIDERATION OF MEETING AGENDA

Chad Fleenor moved for approval of the meeting agenda with addition of COVID protocol and Purchase Order 34224 under the consent agenda. Annette Buchanan seconded the motion, which carried on roll call vote:

Mike Masters: absent
Whitney Riddle: yes
Keith Ervin: yes
Annette Buchanan: yes
Jason Day: yes
Mary Beth Dellinger: yes
Chad Fleenor: yes
David Hammond: yes
Mitch Meredith: yes

IV. APPROVAL OF MEETING MINUTES

A. September 30, 2021

B. October 21, 2021 - Called Meeting

C. October 26, 2021 – Workshop

David Hammond moved for approval of the meeting minutes as presented. Whitney Riddle seconded the motion, which carried on roll call vote:

Mike Masters: absent
Whitney Riddle: yes
Keith Ervin: yes
Annette Buchanan: yes
Jason Day: yes
Mary Beth Dellinger: yes
Chad Fleenor: yes
David Hammond: yes
Mitch Meredith: yes

V. ANNOUNCEMENTS

**A. Tennessee School Boards Association 2021 Annual Convention
November 18-21, 2021**

**B. School Visits:
November 8, 2021 - Lamar Elementary and South Central Elementary**

**C. New Jonesborough Elementary School Groundbreaking Ceremony
November 9, 2021; 4:00 p.m.; 720 North Cherokee Street, Jonesborough**

D. County Commission Meeting - November 22, 2021; 6:00 p.m.

E. Board Workshop - November 23, 2021; 5:00 p.m.

F. Thanksgiving Break - November 24 - 26, 2021

VI. SUPERINTENDENT'S REPORT

A. System News - Student Board Member, Christina Yan

Ms. Yan provided a PowerPoint highlighting student events and accomplishments.

B. Enrollment Update

C. Field Trips Report

D. Maintenance Report

**E. Monthly Financials for the month of September 2021 (General Fund, Federal Fund,
School Nutrition Fund)**

F. Personnel Report

G. Grants Report

H. Other

VII. CONSIDERATION OF CONSENT AGENDA

Whitney Riddle moved for approval of the consent agenda. David Hammond seconded the motion, which carried on roll call vote:

Mike Masters: absent

Whitney Riddle: yes

Keith Ervin: yes

Annette Buchanan: yes

Jason Day: yes

Mary Beth Dellinger: yes

Chad Fleenor: yes

David Hammond: yes

Mitch Meredith: yes

A. Approval of Purchase Orders

1. PO 4501 - DEMCO

**\$45,861.82; Line Item 141E72620701; Reimbursed by Niswonger Grant
Purchased through BuyBoard Contract #573-18
Ridgeview Elementary; Purchase of MooreCo Hieracy Flipz Stools**

2. PO 4502 - Worthington Direct

**\$26,200.70; Line Item 141E72620701; Reimbursed by Niswonger Grant
Purchased through BuyBoard Contract #573-19
Lamar Elementary; Purchase of classroom chairs, stools, tables**

3. PO 34198 - Staples

**\$98,990.00; Line Item 142E71100-429-937; funded by ESSER 3.0
Purchase of TI-84 Calculators**

4. PO 4513 - Ford of Murfreesboro

**\$65,974.00; Line Item 141E72710729; Transportation
Purchased through State Contract 000072320
Purchase of 2, 2022 Ford Transit 250 Cargo Vans**

5. PO 5959 - Lakeshore Learning

**\$11,031.72; Line Item 145E-091 General Fund; Reimbursed by Niswonger Rural
Grant
West View; Purchase of Flexible Seating Desks**

6. Purchase Orders \$10,000 and over, as submitted

Line Item 142 - Federal Projects; Funded by ESSER 1.0, 2.0, 3.0

7. PO 34224 – Math Teachers Press, Inc.

**\$12,675.08; Line Item 71200-429(934); funded by ESSER 2.0
Special Education Department; Purchase of Math instructional materials**

B. Bids/Quotes/RFP's

**1. Approval for development and release of an RFQ to obtain architect services to
create a master plan for athletic facility renovations for Daniel Boone High & David
Crockett High**

C. Out of State/Overnight Field Trip Request

1. David Crockett High:

Boys' Basketball: 12/26/21-12/31/21-Tournament in Pensacola,FL

Boys' Soccer: 3/25/22-4/3/22-Tournaments:Gatlinburg,TN and Foley, AL

Girls' Basketball: 12/27/21-12/31/21-Tournament in Charleston,SC

Baseball: 3/31/22-4/2/22-Tournament in Murfreesboro,TN

Baseball:4/14/22-4/16/22-Tournament in Knoxville, TN

Cross Country: 11/3/21-11/4/21-TSSAA State Meet in Hendersonville,TN

**Cross Country: 11/26/21-11/27/21-Eastbay South Cross County Championships-
Charlotte,NC**

2. Daniel Boone High:

Reflections; All-East Honor's Choir; November 18-20, 2021; Maryville College

D. Contracts/Agreements

1. Approval for Energy Systems Group to complete HVAC Upgrades at Daniel Boone High & David Crockett High

Line Item 142E-76100-707-937; Funded with ESSER 3.0

2. Boones Creek Elementary Playground Project; Great Southern Recreation (\$299,905.99)

Line Item 142E-76100-799-934; Purchased through Omnia Partners contract #R170304

Funded by ESSER 2.0

E. Acceptance of FY21 School Activity Report

F. Approval of Updated Education Capital Projects Plan for FY2022-FY2026

G. JOB DESCRIPTIONS

1. Social Worker Job Description

2. Career Coach Job Description

H. LEA Compliance Report

I. 2021-2022 Board Committees

VIII. DISCUSSIONS/PRESENTATIONS

A. Review of RFQ and consideration of a realtor for the sale of Boones Creek Middle Property

Superintendent Boyd said only one proposal was received, TCI Group.

Mr. Fleenor suggested the Board consider with the assistance of Board Attorney, Scott Bennett.

Mr. Meredith said selling such property is different than selling a residential home. He advised someone would need to manage and market the sale.

Mr. Fleenor requested the topic be postponed until the next workshop.

B. Consider approval to enter into an agreement with Baseline Sports Construction (Knoxville, Tennessee) for the turnkey installation of Shaw Sports Turf at Daniel Boone High School and David Crockett High School per Sourcewell Contract #060518-SII, funded by County Education Capital Funds.

Superintendent Boyd presented estimates for turf at the high schools: 1) DBHS to turf the playing area only \$633,004.00; entire area inside the track \$807,413.00; 2) DCHS to turf the playing area only \$643,762.00; entire area inside the track \$822,190.00.

Superintendent Boyd introduced Will Ferguson, Baseline Sports Construction. Mr. Ferguson was present to answer questions.

Mr. Ervin asked the reason the cost is more for David Crockett High. Mr. Ferguson explained the proximity of the quarry to David Crockett High increases the cost.

Mr. Day shared concern of the project being completed for \$1.5 million as established for the project.

Mr. Ferguson said the cost would be over \$1.6 million.

Mr. Meredith suggested Mr. Boyd to contact the County Highway Department on getting the gravel to perhaps offset the cost.

Mr. Ferguson offered an alternative to cut cost would be to not turf the entire area, only the field and one end zone.

Mr. Ferguson said there were not any catch basins located on the field at Daniel Boone High.

Mr. Boyd will work with Mr. Patrick regarding a solution.

Chad Fleenor moved for approval of Baseline Sports Construction for installation of turf in the complete area inside of the track at both Daniel Boone High and David Crockett High; not exceeding \$1.65 million. Annette Buchanan seconded the motion, which carried on roll call vote:

Mike Masters: absent

Whitney Riddle: yes

Keith Ervin: yes

Annette Buchanan: yes

Jason Day: yes

Mary Beth Dellinger: yes

Chad Fleenor: yes

David Hammond: yes

Mitch Meredith: yes

C. Resolution Opposing Partisan Elections of School Board Members

The Board reviewed a resolution opposing the partisan election of School Board Members.

Mitch Meredith moved to adopt the resolution as presented and send to local representatives.

Annette Buchanan seconded the motion, which carried on roll call vote:

Mike Masters: absent

Whitney Riddle: yes

Keith Ervin: yes

Annette Buchanan: yes

Jason Day: yes

Mary Beth Dellinger: yes

Chad Fleenor: yes

David Hammond: yes

Mitch Meredith: yes

IX. Policy

A. 1.404 Budget Committee (Delete)

B. 1.405 Policy Committee (Delete)

C. 1.406 Long Range Planning Committee (Delete)

D. 1.407 Special Projects Committee (Delete)

Chad Fleenor moved for deletion of policies 1.404, 1.405, 1.406, and 1.407. Mary Beth Dellinger seconded the motion, which carried on roll call vote:

Mike Masters: absent
Whitney Riddle: yes
Keith Ervin: yes
Annette Buchanan: yes
Jason Day: yes
Mary Beth Dellinger: yes
Chad Fleenor: yes
David Hammond: yes
Mitch Meredith: yes

E. 1.409 Board Committees (First Reading)

F. 6.200 Attendance (First Reading)

Chad Fleenor moved to waive first reading and approve policies 1.409 and 6.200 on second and final reading. Mary Beth Dellinger seconded the motion, which carried on roll call vote:

Mike Masters: absent
Whitney Riddle: yes
Keith Ervin: yes
Annette Buchanan: yes
Jason Day: yes
Mary Beth Dellinger: yes
Chad Fleenor: yes
David Hammond: yes
Mitch Meredith: yes

X. WCEA Representative: Appreciation for school visits and efforts to advocate for BEP formula changes.

Danielle Mitchell thanked the Board members for taking time to do the school visits, showing an interest in what is going on in the schools. Ms. Mitchell encouraged Board members to follow up with emails to teachers. Ms. Mitchell shared how the Board could advocate for BEP formula changes. She emphasized strongly for raising the per pupil expenditure closer to the national average.

XI. COVID Protocols

Mr. Boyd said a bill was passed restricting School Boards and other entities to require mask wearing. He continued once Governor Lee signs the bill, it becomes law. He added there is a very high threshold of extreme cases in community that would only warrant a mask mandate. He noted the current protocol in the school system would be in conflict of the law.

Chad Fleenor moved - contingent on signing of the bill by Governor Lee restricting mask mandates; the school system become compliant with law; and move forward; allowing Superintendent Boyd to make changes as needed. Annette Buchanan seconded the motion, which carried on roll call vote:

Mike Masters: absent

Whitney Riddle: yes

Keith Ervin: yes

Annette Buchanan: yes

Jason Day: yes

Mary Beth Dellinger: yes

Chad Fleenor: yes

David Hammond: yes

Mitch Meredith: yes

XI. ADJOURNMENT